

CHRIS **SALE**

JOSE **ABREU**



SINGLE SEASON  
TEAM RECORD  
274 STRIKEOUTS

ONE OF ONLY TWO  
PLAYERS TO HIT 30  
HOME RUNS & 100 RBI IN  
HIS FIRST TWO SEASONS

# 2016 CHICAGO WHITE SOX MEDIA GUIDE

 U.S. Cellular  
FIELD

DETERMINATION TRADITION  
EXCITING TOUGH  
HOPE TENACIOUS  
DRIVEN DEVOTED  
EXPERIENCE PASSION  
GRIT HARD-WORKING  
FAMILY RESILIENT  
AUTHENTIC FOCUS  
COMPETITIVE READY  
SPEED



**WHAT A GAME.**



# CHICAGO WHITE SOX

U.S. Cellular Field • 333 W. 35th Street • Chicago, IL 60616 • 312-674-1000  
 www.whitesox.com • www.orgullosox.com • @whitesox • whitesoxexpressbox.com

## INDEX

1906 World Series .....	234	Doubleheader Information .....	187	Retired Numbers .....	226-227
1917 World Series .....	235	Doubleheader Shutouts .....	292	Rookie Records .....	282
1919 World Series .....	236	FIELD STAFF .....	18-34	Scouting .....	296
1933 All-Star Game .....	250	General Managers (All-Time) .....	222	Season Batting Leaders .....	262-263
1950 All-Star Game .....	251	Hall Of Famers .....	225	Single-Season Pitching Leaders .....	264-265
1959 World Series .....	237	Highest-Scoring Games .....	293	Single-Game Strikeouts .....	292
1983 All-Star Game .....	252	HISTORY .....	205-253	Statistical Leaders By Position .....	265
1983 ALCS .....	238	Individual Home Run Records .....	285	Streaks .....	289
1993 ALCS .....	239	Individual Records .....	258-259	Team Home Run Records .....	284
2000 ALDS .....	240	In Memoriam .....	3	Team Records .....	255-257
2003 All-Star Game .....	253	Jimmy Rollins Bio .....	Back Insert	Team Season Batting Leaders .....	260
2005 Postseason .....	241-248	League Batting Leaders .....	280	Team Season Pitching Leaders .....	261
2008 ALDS .....	249	League Pitching Leaders .....	281	The Last Time It Happened .....	204
2015 Day-By-Day .....	191-193	Longest Games .....	293	Top Monthly Performances .....	283
2015 Draft .....	297	Major League Attendance (2015) .....	190	U.S. Cellular Field .....	358-362
2015 REVIEW .....	188-204	Major League Standings (2015) .....	189	White Sox Ethnic Initiatives .....	368
2015 Single-Game Highs .....	194-195	Managers (All-Time) .....	222	White Sox In The Community .....	366-367
2015-16 Transactions .....	196-197	MEDIA .....	353-376	White Sox Last Trade .....	187
2016 Minor League Schedules .....	299	Media Directory .....	373	White Sox Communications .....	374
2016 Schedule .....	BC	Media Services .....	372	White Sox Statistics (2015) .....	198-201
40-Man Roster .....	172-174	Milestone Victories .....	223	White Sox Sweep Information .....	186
Advanced Rookie Great Falls .....	310	Minor League Affiliates .....	298	White Sox Timeline .....	206-207
All-Stars .....	224	Minor League Players .....	312-351	Year-By-Year Batting Leaders .....	274-276
All-Time Numerical Roster .....	214-218	Minor League Training Staff .....	303-305	Year-By-Year Hitting .....	270-271
All-Time Roster .....	208-213	MINOR LEAGUES .....	295-352	Year-By-Year Pitching .....	272-273
American League Statistics (2015) .....	202	Misc. Home Run Records .....	286-288	Year-By-Year Pitching Leaders .....	277-278
Arizona Rookie League White Sox .....	311	Major League Baseball Directory .....	375	Year-By-Year Results .....	268-269
Attendance Records .....	294	National League Statistics (2015) .....	203		
Award Winners .....	228-229	No-Hitters .....	291		
Baseball Information .....	370-371	No. 1 Draft Selections .....	297		
Baseball Operations .....	12-17	Officers .....	4-11		
Best And Worst Records .....	290	Old Comiskey Park .....	363		
Broadcasting .....	354-357	One-Hitters .....	291		
Camelback Ranch-Glendale .....	364-365	Opening Day Lineups .....	219-221		
Career Batting Leaders .....	266	Opening Day Records .....	289		
Career Pitching Leaders .....	267	Opponent Sweep Information .....	186		
Chicago Natives To Play For White Sox .....	213	OPPONENTS .....	175-187		
Class AA Birmingham .....	307	Owners (All-Time) .....	222		
Class AAA Charlotte .....	305-306	Player Development Staff .....	300-302		
Class A Kannapolis .....	309	PLAYERS .....	35-171		
Class A Winston-Salem .....	309	Postseason Miscellaneous .....	233		
Club Directory .....	2-3	Postseason Records .....	232		
Coaches (All-Time) .....	223	Postseason Summary .....	230-231		
Comebacks .....	292	RECORDS .....	254-294		



## Media Guide Credits

The 2016 White Sox Media Guide was produced by the club's Media Relations Department. Information for the media guide was gathered through February 25. For additional information, contact the media relations department at 312-674-5300.

Editor/Design .....	Bob Beghtol
Assistant Editors .....	Ray Garcia, Scott Reifert
Photographer .....	Ron Vesely
Cover Design .....	Matt Peterson
Cover Photography .....	Ron Vesely
Project Contributors .....	Joe Roti, Megan Golden, Sheena Quinn, Julie Bartosz Seth Bernstein, Hannah Sundwald, Jon Farren and Melody Neer
Printer .....	Graphic Arts Studio under the supervision of Mike Dillon

# CLUB DIRECTORY

## BOARD OF DIRECTORS

Chairman.....	Robert Judelson	Jerry Reinsdorf
	Judd Malkin	
	Allan Muchin	
	Jay Pinsky	
	Lee Stern	
	Burton Ury	
	Charles Walsh	

## OFFICERS

Chairman.....	Jerry Reinsdorf
Senior Executive Vice President.....	Howard Pizer
Executive Vice President.....	Ken Williams
Senior Vice President/General Manager.....	Rick Hahn
Senior Vice President, Administration.....	Tim Buzard
Senior Vice President, Stadium Operations.....	Terry Savaris
Senior Vice President, Sales and Marketing.....	Brooks Boyer
Senior Vice President, Communications.....	Scott Reifer
Vice President/Assistant General Manager.....	Buddy Bell
Vice President, Human Resources and Risk Management.....	Molira Foy
Vice President, Community Relations/Executive Director,	
Chicago White Sox Charities.....	Christine O'Reilly-Riordan
Vice President, Finance.....	Bill Waters
Secretary.....	Adam Klein
General Counsel.....	Allan Muchin

## BASEBALL OPERATIONS

### Major League Operations

Assistant General Manager.....	Jeremy Haber
Senior Director of Baseball Operations.....	Dan Fabian
Director of Team Travel.....	Ed Cassin
Special Assistant to the Chairman.....	Dennis Gilbert
Special Assistants to the Senior VP/General Manager.....	Marco Paddy
	Bill Scherrer, Jim Thome, Dave Yoakum
Major League Advance Scout/Special Instructor.....	Bryan Little
Executive Assistant to the Senior VP/General Manager.....	Nancy Nesnidal
Director of Baseball Operations.....	Daniel Zien
Technical Video Coordinator.....	Ross Mika
Baseball Video Coordinator.....	Bryan Johnson
Coordinator of Baseball Information.....	Dan Strittmatter

### Minor League Operations/Scouting

Director of Player Development.....	Nick Capra
Senior Director of Minor League Operations.....	Grace Guerrero Zwit
Senior Advisor to Scouting Operations.....	Doug Laumann
Director of Amateur Scouting.....	Nick Hostetler
Advisor to the Baseball Department.....	Larry Monroe
Director of Arizona Facilities.....	Joe Lachcik
Field Coordinator.....	Kirk Champion
Senior Coordinator of Minor League Administration.....	Kathy Potoski
Coordinator of Latin American Operations.....	Arturo Perez
Minor League Clubhouse and Equipment Manager.....	Dan Flood
Minor League Assistant Clubhouse Manager.....	Bryant Biasotti

### Major League Training Staff

Head Athletic Trainer.....	Herm Schneider
Assistant Athletic Trainer.....	Brian Ball
Director of Conditioning.....	Allen Thomas

### Major League Medical Staff

Team Physicians.....	Dr. Charles Bush-Joseph, Dr. Bernard Bach,
	Dr. Brian Cole, MD, Dr. Brian Forsythe, Dr. Gregory Nicholson,
	Dr. Anthony Romeo, Dr. Nik Verma, Dr. Kathleen Weber
Team Ophthalmologist.....	Dr. David Orth
Team Optometrist.....	Dr. R. Tracy Williams
Team Podiatrist.....	Dr. Lowell Scott Weil

### Clubhouse Staff

White Sox Clubhouse Manager.....	Robert Warren
Visitors' Clubhouse Manager.....	Gabe Morell
Umpires' Clubhouse Manager.....	Joe McNamara Jr.
Assistant Home Clubhouse Manager.....	Jason Gilliam

## MARKETING

### Marketing and Analytics

Director of Marketing and Analytics.....	Beth Grabowski
Manager of Digital Ticket Marketing.....	John Margelewski
Manager of Business Analytics.....	Liz Milla
Manager of Fan Engagement.....	Night Train Veeck
Coordinator of Marketing Analytics.....	George Abbott
Assistant to the Senior Vice President of Marketing/ Legal Assistant.....	Valerie Pulido

### Business Development and Broadcasting

Senior Director of Business Development and Broadcasting.....	Bob Grim
Manager of Business Development.....	Jo Simmons
Coordinator of White Sox Experiences.....	Martha Black
Special Consultant, Business Operations.....	Frank Thomas
Television Broadcasters.....	Ken Harrelson, Steve Stone, Jason Bennett
Radio Broadcasters.....	Ed Farmer, Darrin Jackson

### Game Presentation, Video Production & Scoreboard Operations

Director of Game Presentation and Video Production.....	Cris Quintana
Sr. Manager of Scoreboard Operations and Video Production.....	Jeff Szyal
Senior Manager of Game Presentation.....	Dan Mielke
Senior Coordinator of Game Presentation.....	Anthony Olivo
Scoreboard Motion Graphics & Lead Designer.....	Roman Farias
Senior Technical Specialist/Producer-Editor.....	Rocco Fusco
Senior Producer/Editor & Animation Designer.....	Justin Tuzson
Scoreboard Video Editor.....	Ivan Rodriguez
Scoreboard Motion Graphics Designer.....	Joe Grochocki
Coordinator of Game Presentation.....	Colleen O'Malley

### Corporate Partnerships

Senior Director, Corporate Partnerships	
Sales Development.....	George McDoniel
Senior Director, Corporate Partnerships Activation.....	Gail Tucker
Manager of Corporate Partnerships Sales Development.....	Jeff Floerke
Account Executive Corporate Partnerships Development.....	Joe Ronovsky
Corporate Partnerships Activation Coordinators.....	Kat Claeys, Arden Reed
Corporate Partnerships Sales and Research Coordinator.....	Tanja Gajic
Corporate Partnerships Activation Administrator.....	Ashley Sorensen
Consultant.....	Tony Colosimo

## COMMUNICATIONS

### Digital Communications

Director of Digital Communications.....	Brad Boron
Manager of On-Line Communications.....	Dakin Dugaw
Manager of Social Media.....	Colleen Maxwell
Coordinator of Digital Communications.....	Jordan Doyle

### Advertising and Design Services

Director of Advertising and Design Services.....	Gareth Breunlin
Manager of Multimedia and Design.....	Lauren Markiewicz
Manager of Publications and Design.....	Matthew Peterson
Senior Coordinator of Design Services.....	Toby Ramos
Senior Coordinator of Design Services and Multimedia.....	Danny Harms
Senior Coordinator of Advertising.....	Gabrielle LeVert

### Community Relations

Director of Youth Baseball Initiatives.....	Kevin Coe
Senior Managers of Community Relations.....	Sarah Marten,
	Lauren Pesqueda
Senior Coordinator of Community Relations.....	Tiffany Spencer
Coordinators of Community Relations.....	Caitlin Hanley, Meg Hiestand
	Trent Reed
Coordinator of Community Relations (Mascot Program).....	Kyle Matze
Community Relations Representatives.....	Harold Baines, Carlton Fisk,
	Bo Jackson, Ron Kittle, Carlos May, Bill Melton,
	Donn Pall, Dan Pasqua, Mike Squires

### Media Relations

Senior Director of Media Relations.....	Bob Beghtol
Assistant Director of Media Relations.....	Ray Garcia
Manager of Spanish Communications/Translator.....	Billy Russo
Coordinator of Media Relations.....	Joe Roti
Coordinator of Media Services.....	Megan Golden
Team Photographer.....	Ron Vesely

### Public Relations

Director of Public Relations.....	Sheena Quinn
Senior Coordinator of Public Relations.....	Julie Bartosz



# CLUB DIRECTORY

## ADMINISTRATION

### Administrative Staff

General Counsel..... John Corvino  
 Assistant to the Chairman ..... Barbara Reincke  
 Executive Assistant to the Senior Executive Vice President ..... Lori Palasti  
 Executive Assistant to the Senior VP, Stadium Operations ..... Lori Roppolo  
 Coordinator of Investor Relations and Administration ..... Katie Hermle

### Accounting

Accounting Manager..... Chris Taylor  
 Payroll Manager ..... John Storiz  
 Manager of Financial Analysis..... Mallory Whitlock  
 Accounting Assistant ..... Kathy Bingham  
 Payroll Coordinators..... Tina Stack, Nancy Trump  
 Coordinator of Accounts Receivable ..... Kristy Connors  
 Coordinator of Accounts Payable ..... Terry Considine  
 Treasury Accounting Coordinator ..... Cherie Vari  
 Executive Assistant to the Senior Vice President,

Administration and Vice President, Finance ..... Marianne Demke  
 Bulls/Sox Academy Director of Accounting..... Jennifer O'Donnell

### Data Processing/Management Information Systems

Senior Director of Management Information Services.....Don Brown  
 Senior Systems Analyst/Desktop Administrator..... Stan Czynzewski  
 Senior Network Administrator ..... Alex Barrera

### Human Resources

Senior Coordinator of Human Resources..... Leslie Gaggiano  
 Senior Coordinator of Human Resources..... Elizabeth Vazquez

### Ticket Office

Senior Director of Ticket Operations.....Mike Mazza  
 Manager of Ticket Accounting Administration..... Ken Wisz  
 Manager of Ticket Office Seasonal Staff ..... Tom Eichstaedt  
 Manager of Ticket Operations ..... Pete Catzone  
 Coordinator of Ticket Office Services ..... Laura Arenas  
 Administrative Assistant.....Mary Weiss

### Ticket Sales

Senior Director of Ticket Sales ..... Tom Sheridan  
 Senior Manager of Premium Seating Sales ..... Rob Boaz  
 Senior Manager of Group Sales ..... Jeff Bogacki  
 Senior Manager of Ticket Sales and Client Services.....Rick Kuchar  
 Manager of Premium Seating Services ..... Lindsey Jordan  
 Manager of Group Sales Development ..... Sam Lawson  
 Manager of Ticket Office Systems.....Larry Majkrzak  
 Manager of Ticket Sales and CRM..... Maggie Marshall  
 Manager of Ticket Sales Administration ..... Guillermina Pineda  
 Senior Account Executive Premium Sales ..... Alexa Valcatis  
 Senior Account Executive Group Sales..... Joe Jung  
 Coordinator of Client Services and Administration ..... Natalie McSharry  
 Coordinator of Premium Seating Services ..... Joey Cullerton  
 Group Sales Executives ..... Nick Fetchik, Scott Gbur, Brittany Howard,  
 Reynel Penn, Mike Rourke

New Business Executives .....Jenna DiDiana, Colin Kibler, Jimmy Konrath,  
 Stanten Jones, Mike Short, Trevor Synrath  
 Client Services Executives ..... Thomas Bassett, Adam Delgado,  
 Kelli Linneman, Troy White

### Support Services

Sr. Director of Purchasing, Construction and Maintenance..... Don Esposito  
 Senior Director of Purchasing..... Mike Spidale  
 Manager of Central Support Services .....Shau Booker  
 Manager of Purchasing and Warehouse .....Matt Nykiel  
 Purchasing Administrator..... Tracy Mobley  
 Coordinator of Central Support Services..... Jerree Farnes  
 Coordinator of Purchasing/Central Support Services..... Leo Brady

### Park Operations

Senior Director of Park Operations..... Greg Hopwood  
 Senior Director of Event Security ..... Steve Cardona  
 Senior Director of Guest Services and Diamond Suites..... Julie Taylor  
 Groundskeeper..... Roger Bossard  
 Manager of Quality Control..... Dave Wanda  
 Manager of Guest Services and Diamond Suites..... Alexandria Janowiak  
 Manager of Park Operations Administration..... Jennifer Kondrisack  
 Senior Coordinator of Guest Services..... Katie Harrington  
 Guest Information Representatives .....Beatrice Quintero, Maria Villanueva  
 Receptionist..... Laura Randolph  
 Park Operations Staff ..... Brian Galvin, Ray Gilmore, Wayne Kramer,  
 Scott Lynam, Curtis Nekovar, Jerry Powe, Michael Quan, Joe Stangarone  
 Bards Room Chef ..... Roy Rivas  
 Bards Room Staff ..... Sonia Blackwell, Rose Dalcamo, Kevin Fitzpatrick,  
 Sandra Garcia, Jose A. Gomez, Juan Gomez, Karen Looney, Olivia Ortiz,  
 Jeanette Rogosich, Daniel Vargas, Corky Vari, Theresa Vasquez  
 Construction and Maintenance Staff ..... Glenn Blackwell, Steve Knight,  
 Phil Minelli, Mike Ruff, Bob Sievert, Dow Smith, Ken DePypier  
 Public Address Announcer..... Gene Honda

### Interns

Sales..... Amanda Fordon, Nick Kapetan, Thom Loomis, Thomas Siwek  
 Media Relations..... Seth Bernstein, Hannah Sundwall  
 Public Relations..... Kevin Bucher

### At Your Service

Senior Director.....Michelle Giancaterino  
 Senior Manager of Guest Services.....Maggie Acevedo  
 Senior Manager of Accounting ..... Kim Foley  
 Senior Manager of Payroll ..... Janet Hernandez  
 Manager of Guest Services ..... John Bowen  
 Manager of Scheduling and Training..... Kathy Indovina  
 Payroll Coordinator..... Elizabeth Hernandez  
 Guest Services Coordinator ..... Christian Irving  
 Human Resources Assistant .....Dyamad Scales  
 Guest Services Assistant..... Brandon Westbrock

# IN MEMORIAM

Name	Position	Date of Death	Years w/Sox
Minnie Minoso	Outfielder	March 1, 2015	1951-57, '60-61, '64, '76, '80
Don Johnson	Pitcher	February 10, 2015	1954
Jim King	Outfielder	February 23, 2015	1967
Earl Averill	Catcher	May 13, 2015	1960
Billy Pierce	Pitcher	July 31, 2015	1949-61
Al Monchak	Coach	September 12, 2015	1971-75
Randy Wiles	Pitcher	September 15, 2015	1977
Milo Hamilton	Announcer	September 17, 2015	1962-65
Jim McAnany	Outfielder	December 16, 2015	1958-60
Hal Brown	Pitcher	December 17, 2015	1954
Jim O'Toole	Pitcher	December 26, 2015	1967
Walt Williams	Outfielder	January 23, 2016	1967-72
Tony Phillips	Outfielder	February 17, 2016	1996-97
Eddie Einhorn	Vice Chairman	February 23, 2016	1981-2016



Eddie Einhorn, 1936-2016

# OFFICERS

## JERRY REINSDORF

### CHAIRMAN



During his 30-plus year tenure as chairman of the Chicago White Sox, Jerry Reinsdorf's two professional sports teams – the White Sox and Chicago Bulls – have delivered seven World Championship titles to the city of Chicago and its fans.

Fulfilling a dream that began as a baseball fan growing up in Brooklyn during the 1930s and 1940s, Reinsdorf accepted the Commissioner's Trophy from Bud Selig on October 26, 2005, after the White Sox swept their way to the team's first World Series Championship since 1917.

The championship was the first by a Chicago baseball team in 88 years and was celebrated by a ticker-tape parade, attended by nearly 2 million Chicagoans, that ran from U.S. Cellular Field through many of the city's neighborhoods and finished in downtown Chicago. At the rally, first baseman Paul Konerko presented Reinsdorf with the ball from the final out of Game 4 of the World Series.

The White Sox have reached the postseason five times during Reinsdorf's tenure, most recently in 2008 when they captured the American Central Division title in a one-game playoff. The Sox also claimed division titles in 1983, 1993, 2000 and 2005.

Reinsdorf begins his 36th season as chairman of the White Sox in 2016, having surpassed club founder Charles Comiskey (1900-31) for the longest ownership tenure in franchise history. The Sox have gone 2,825-2,719 (.510) during Reinsdorf's 35 seasons, and every one of the club's Top 20 single-season attendance totals have come during Reinsdorf's tenure, including a franchise-record 2.95 million fans in 2006.

Reinsdorf and the White Sox have received four prestigious honors over the past few years in recognition of the franchise's ongoing commitment to giving back to the community. In June 2011, Reinsdorf traveled to Washington D.C. to accept the Jefferson Award, one of the nation's top honors for community service and volunteerism, known as the "Nobel Prize for Public Service." In August 2011, Reinsdorf received the Barnes and Thornburg Jackie Robinson Award for diversity in the workplace, and in November 2011, Reinsdorf and the White Sox were honored by Commissioner Bud Selig with the Commissioner's Award for Philanthropic Excellence for the club's Volunteer Corps. In September 2012, Reinsdorf and the White Sox were again recognized nationally, receiving the Steve Patterson Award for Excellence in sports philanthropy for the team's Volunteer Corps program.

In response to President Barack Obama's inauguration-day call to service, Reinsdorf and the White Sox created the White Sox Volunteer Corps in 2009 to support the Chicagoland community through service. The Corps, now consisting of staff, players and over 4,500 fan volunteers, has mobilized to provide more than 37,000 hours of community service during its six years of existence, including work renovating Chicago Public Schools, remodeling local Boys & Girls Clubs and donating time at the Greater Chicago Food Depository.

Both of Reinsdorf's sports franchises have donated millions of dollars to causes in the Chicago community through a variety of efforts, including Chicago White Sox Charities and Chicago Bulls Charities. Chicago White Sox Charities has donated more than \$12.5 million to Chicagoland organizations in the past seven years, moving the team's non-profit arm to nearly \$25 million in cumulative giving since its inception.

In 2016, the White Sox will host the ninth annual "Double Duty Classic," a high school baseball All-Star Game featuring many of the nation's top inner-city baseball players. The Classic, named for Negro League great Ted "Double Duty" Radcliffe, celebrates the community's pride in the Negro League East-West All-Star Games, held annually at Comiskey Park in Chicago from the 1930s until the 1960s, while a symposium before the game teaches players about the game's history and importance.

Reinsdorf and the White Sox created the Amateur City Elite (ACE) youth baseball program in 2007. Sponsored by Chicago White Sox Charities, ACE provides urban-based and largely minority youth the opportunity to play in a high-quality travel baseball program. In its eight years, ACE has had 16 players drafted and over 120 players sign scholarships to play college baseball (60 Division I). ACE alumni have won NCAA Championships, have been drafted as high as the seventh round, and other alumni have returned for front office jobs within the White Sox organization.

In recognition of his life-long commitment to promoting diversity, Reinsdorf's White Sox hosted Major League Baseball's 2013 Diversity Summit in Chicago, and the franchise also was chosen to host the annual Civil Rights Game and Beacon Awards Luncheon in August 2014.

Reinsdorf has been responsible for the construction of two new sports facilities in Chicago, Comiskey Park (1991), now U.S. Cellular Field, and the United Center (1994). The White Sox and Los Angeles Dodgers opened a state-of-the-art spring training complex, named Camelback Ranch — Glendale, in Phoenix in 2009. For much of the past decade, Reinsdorf, the White Sox and the Illinois Sports Facilities Authority have undertaken dramatic offseason renovations to U.S. Cellular Field with the goal of improving the ballpark experience for White Sox fans. In 2016, three new, state-of-the-art video boards, including a center field board that measures 60 feet by 134 feet, were installed in the ballpark.

Since heading the limited partnership that purchased the Sox in January 1981, Reinsdorf has been involved in Major League Baseball initiatives at an industry-wide level. Currently, he serves on the Major League Baseball Business and Media Board.

In the past he has served on many other committees, including Major League Baseball's Executive Council, Player Relations, Relocation, Ownership & Legislative and Long-Range Labor Planning. He was instrumental in the formation of the Diverse Business Partners (DBP) Program in 1998. Since then, Major League Baseball and its clubs have purchased hundreds of



FRONT OFFICE

FIELD STAFF

PLAYERS

OPPONENTS

2015 REVIEW

HISTORY

RECORDS

MINOR LEAGUES

MEDIA/MISC.



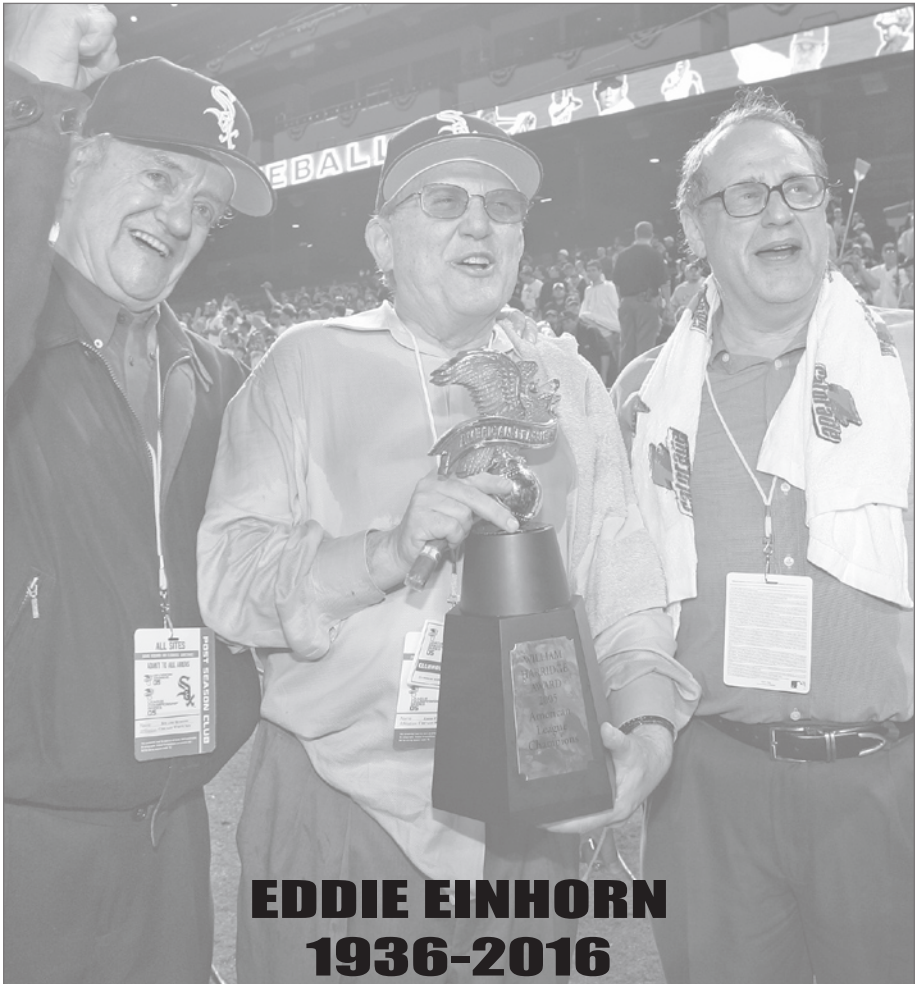
# OFFICERS

millions of dollars in goods and services from minority and women-owned businesses, and the White Sox annually rank among baseball's leaders in the DBP program. In 2008, his long history of donating time to Major League Baseball led to Reinsdorf being asked to serve on the Board of The Baseball Hall of Fame. White Sox great Frank Thomas and former manager Tony La Russa were inducted as members of the Hall of Fame's Class of 2014.

Reinsdorf expanded his involvement in professional sports in March 1985 by purchasing controlling interest in the Chicago Bulls. During his tenure as chairman of the Bulls, the team has captured six World Championships (1991-93, '96-98). In addition to initiating the building of new Comiskey Park, Reinsdorf initiated construction of three major facilities for the Bulls. The United Center, home for the Bulls and Chicago Blackhawks, opened for the 1994-95 season, the Sheri L. Berto Center served as the Bulls training facility from 1992-2014, and the Advocate Center, which opened in 2014 and now serves as the Bulls practice and training facility in downtown Chicago.

Reinsdorf has played a critical role in the development of the west side area surrounding the United Center and was responsible for introducing an innovative reading program to the Chicago Public Schools. Through the Chicago Bulls/ Sox Training Academy, which opened in 2001, and outreach efforts such as White Sox Training Centers and Chicago Bulls Basketball Schools, Reinsdorf's franchises promote sports to thousands of youth each year while instilling a love of the game in future fans. Reinsdorf's life-long support for charitable and community organizations has resulted in numerous other awards and recognitions.

Born in Brooklyn, N.Y. on February 25, 1936, Reinsdorf graduated from George Washington University in Washington D.C. and earned a law degree from Northwestern University after moving to Chicago in 1957. Reinsdorf and his wife, Martyl, have four children and eight grandchildren.



**EDDIE EINHORN  
1936-2016**

FRONT OFFICE
FIELD STAFF
PLAYERS
OPPONENTS
2015 REVIEW
HISTORY
RECORDS
MINOR LEAGUES
MEDIA/MISC.

# OFFICERS

## HOWARD PIZER

### SENIOR EXECUTIVE VICE PRESIDENT



Howard Pizer begins his 36th season with the White Sox after being promoted to the position of senior executive vice president by Jerry Reinsdorf on October 26, 2012.

Pizer, who celebrated his 30th season in Major League Baseball in 2010, has primary responsibility for the business and administrative operations of the White Sox as well as continuing oversight of the club's legal matters and governmental relations. The 40-plus-year business associate of Jerry Reinsdorf joined the White Sox in 1981 to handle the club's transition from former owner Bill Veck to the Reinsdorf-Einhorn group. He served as the club's executive vice president from 1981-2012.

During his 35-year tenure with the White Sox, Pizer has supervised the franchise's hosting of two Major League All-Star Games (1983 and 2003), the team's five postseason appearances (1983, 1993, 2000, 2005 and 2008), and the 2005 World Series, the first won by a Chicago baseball team in 88 years.

Prior to its opening on April 18, 1991, Pizer's primary focus was on the necessary steps to create new Comiskey Park, now U.S. Cellular Field. He utilized this experience in connection with the development and operation of the United Center, the state-of-the-art facility which opened for the 1994-95 Chicago Bulls and Chicago Blackhawks season. He also was instrumental in the development of the Advocate Center, the new Bulls training

center located next to the United Center. Pizer also played a key role in negotiating the White Sox partnership with U.S. Cellular and remains the team's chief liaison with the Illinois Sports Facilities Authority (ISFA), the state agency that serves as owner of U.S. Cellular Field.

Pizer is responsible for the overall relationships between the White Sox and their concessionaires, Illinois Sportservice, and Levy Restaurants, and he annually has spearheaded the club's ongoing efforts to improve the ballpark experience for fans attending games at U.S. Cellular Field.

Pizer lends his organizational ability to the board of directors of Chicago Baseball Cancer Charities; Special Children's Charities, the fundraising arm of Chicago Special Olympics; Local Initiatives Support Corporation/Chicago Board of Advisors; and Near West Side Community Development Corp., which is working to spur affordable housing and economic development on Chicago's near west side. The Chicago native also is an active participant in White Sox Volunteer Corps community service events, as well as the club's support of community efforts to develop the Wentworth Gardens and Bronzeville areas near U.S. Cellular Field. Pizer also serves as vice president and secretary for Chicago White Sox Charities.

Born on October 23, 1941, in Chicago, Ill., Pizer is a graduate of the University of Wisconsin. He is also a magna cum laude graduate of the Northwestern University School of Law. Pizer and his wife, Sheila, have two children: Jacqueline and Rachel; and four grandchildren.

## KEN WILLIAMS

### EXECUTIVE VICE PRESIDENT



Ken Williams begins his 35th season in baseball in 2016 and his fourth as executive vice president after being promoted to the position on October 26, 2012. In his present role, Williams has increased the scope and range of his involvement with the club while continuing to maintain oversight and final approval on major baseball decisions.

Over the past two offseasons, the baseball department's executive team of Williams and general manager Rick Hahn addressed several team needs through the acquisition of All-Star Todd Frazier, INF Brett Lawrie, INF Jimmy Rollins, C Alex Avila and C Dioneer Navarro in 2016, and OF Melky Cabrera, OF Adam LaRoche and RHP David Robertson in 2015.

Prior to the 2014 season, Williams played a key role in the White Sox scouting and signing of free agent Cuban first baseman Jose Abreu. Abreu, who signed a six-year, \$68-million contract, the largest player contract ever given by the White Sox, was named American League Rookie of the Year in 2014 and joined Albert Pujols as the only players in history to hit 30 or more home runs and drive in 100 or runs in their first two seasons in the major leagues.

Williams spent 12 seasons (2001-12) as the White Sox general manager, producing the best winning percentage by any general manager in club history. The White Sox claimed a World Series Championship in 2005 – the franchise's first in 88 years – two division titles (2005 and 2008), five second-place finishes and four third-place finishes. The club finished .500 or better nine times, going 1,014-931 (.521) over his 12 seasons. Williams celebrated his 1,000th victory as a general

manager on August 26, 2012 (a 4-3 win over Seattle). He was the fourth-longest tenured general manager in baseball at the time of his promotion.

Williams named former Sox third baseman Robin Ventura as the team's 39th manager on October 6, 2011, beginning a trend in the industry of hiring managers with no prior coaching or managerial experience.

Williams celebrated his fifth season as general manager in 2005 by winning the third World Series title in the franchise's history and the club's first since 1917. The 2005 World Champion White Sox, built around pitching, defense and timely power, became just the second team in major-league history to lead its division wire-to-wire and sweep the World Series in four games. The other was the 1927 New York Yankees. The Sox were 11-1 in postseason play, winning their final eight games.

Following the 2005 World Series Championship, the 2006 White Sox posted a 90-72 record, winning 90 or more games in back-to-back seasons for just the fifth time in franchise history and first since 1963-65. The White Sox won 200 regular season and postseason games from 2005 to 2006, and the 189 combined regular-season wins from 2005-06 are the highest total in back-to-back campaigns by a Sox team since winning 193 in 1964-65.

The 2008 White Sox became the second team to capture an AL Central division title during Williams' tenure. The 2008 Sox went 89-74 (.546) to win the AL Central title by defeating the Twins in a tiebreaker on September 30. The 1-0 victory over Minnesota was the third of three straight must-win games against three different teams to end the regular season. The White Sox 17-game improvement from 2007 (72-90) to 2008



# OFFICERS

was the franchise's best since 2000, and the Sox finished the decade with eight winning seasons, the most since also posting eight during the 1960s.

After becoming the franchise's 11th general manager on October 24, 2000, Williams annually made aggressive moves impacting the major-league roster. He acquired 10 players at the July trade deadline during his 12-year career.

Prior to the 2005 championship season, the White Sox signed five free agents – OF Jermaine Dye, RHP Dustin Hermanson, RHP Orlando Hernandez, Japanese INF Tadahito Iguchi and C A.J. Pierzynski – and each played a key role in helping the team to the World Series title. The Sox also acquired OF Scott Podsednik and RHP Luis Vizcaino in a December 13 trade with the Brewers. In 2004, Williams signed RHP Shingo Takatsu, Japan's all-time saves leader, who was the first Japanese player for the White Sox. In 2003, the Sox signed free agent RHP Esteban Loaiza, who went on to win 21 games and started the 2003 All-Star Game at U.S. Cellular Field.

During his tenure, Williams acquired 171 players in 72 trades involving the major-league roster. His teams included four Cuban players, Jose Contreras, Orlando Hernandez (2005), Alexei Ramirez (2008-15) and Dayan Viciedo (2010-14), and two Japanese players (Tadahito Iguchi and Shingo Takatsu). In 2005, Iguchi became the first Japanese player in baseball history to win a World Series title.

Williams was the first African-American general manager in Chicago sports history and the third in major-league history, following Bill Lucas (Atlanta, 1979) and Bob Watson (Houston, 1994-95/Yankees, 1996-97). From 2001-03, Williams and Jerry Manuel formed the first African-American general manager/manager tandem in major-league history. He was honored at the McDonald's 365Black Awards in July 2013 as one of the nation's history makers of today and tomorrow.

Williams has spent 33 seasons in baseball in a variety of capacities, including player, scout and special assistant to the chairman. He joined the club in November 1992 as a scout, specializing in the inner cities, and was named special

assistant to Jerry Reinsdorf in 1994. Williams also worked at SportsChannel in 1995 as a studio analyst on Sox telecasts.


He served as director of minor-league operations from 1995-96 and vice president of player development from 1997-2000. Under his direction, the Sox were named 2000 Organization of the Year by *Baseball America* and *USA Today*.

Active in the organization's community outreach programs, Williams takes part in the annual "Double Duty Classic" at the ballpark, speaking to young amateur baseball players about their role in the history of the sport. Williams actively supports the team's Amateur City Elite (ACE) youth baseball program, which has had 16 players drafted and over 120 players sign college scholarships to play baseball since it began in 2007. In 2013, he was named to Major League Baseball's Diversity Committee, an 18-member task force announced by Commissioner Bud Selig and given the objective of increasing diversity in the game, particularly among black players.

Williams has been active in the team's "Becoming A Man" program, an initiative aimed at teaching young, at-risk men how to resolve conflict in a non-violent manner. The BAM program has been recognized by President Barack Obama for its positive impact on the fight against urban violence.

A former outfielder with the White Sox (1986-88), Detroit (1989-90), Toronto (1990-91) and Montreal (1991), Williams appeared in 451 major-league games. He originally was selected by the Sox in the third round of the June 1982 free agent draft.

Born on April 6, 1964, in Berkeley, Calif., Williams attended Stanford University, where he played football. Williams is married to Zoraida Sambolin, the morning news anchor for WMAQ Channel 5. Together, she and Williams promote prostate and breast cancer awareness, education and early screening. Williams has three sons: Kenny Jr., a Los Angeles-based amateur scout with the White Sox, Kyle, a wide receiver with the Super Bowl champion Denver Broncos in 2015, and Tyler, who played minor league baseball. Williams also has two step children: Nico and Sofia.



## RICK HAHN

### SENIOR VICE PRESIDENT/GENERAL MANAGER

Rick Hahn, who begins his fourth season as general manager, has been with the White Sox since October 2000 and helped build the 2005 World Series Champion and 2008 postseason teams. The Chicago native was named the club's senior vice president/general manager on

October 26, 2012, and his duties include oversight of all player personnel matters, coaching staff decisions and the club's player development and scouting operations.

The White Sox have been very active in each of the past two offseasons, adding All-Star 3B Todd Frazier, INF Brett Lawrie, C Alex Avila, RHP Mat Latos, C Dioneer Navarro and former Most Valuable Player Jimmy Rollins prior to the 2016 season, and signing free agents LHP Zach Duke, 1B/DH Adam LaRoche, RHP David Robertson and OF Melky Cabrera prior to 2015.

The White Sox made headlines on October 29, 2013 when Hahn signed free agent Cuban first baseman Jose Abreu to a six-year, \$68-million contract, the largest player contract ever given by the White Sox. Abreu was named to the American League All-Star Team in 2014, led all of baseball in slugging percentage, won a Silver Slugger Award and unanimously was awarded the BBWAA AL Rookie of the Year Award. In 2015, Abreu became

just the second player in history to hit 30-plus home runs with 100 or more RBI in each of his first two major-league seasons, joining only Albert Pujols.

Hahn's makeover of the White Sox roster began in July 2013. Since then, 36 players on the 40-man roster are new to the organization, with only John Danks, Chris Sale, Jose Quintana and Nate Jones joining the Sox before July 2013. One important addition came in December 2013 when Hahn acquired OF Adam Eaton at the winter meetings. The White Sox also agreed to terms with LHP Jose Quintana on a five-year, \$26.5-million contract prior to the 2014 season.

Including LHP Carlos Rodon (first round, 2014), several of the organization's top prospects have joined the White Sox in the past four First-Year Player Drafts. OF Courtney Hawkins (first round, 2012), RHP Chris Beck (third round, 2012), SS Tim Anderson (first round, 2013), RHP Tyler Danish (second round, 2013), Jacob May (third round, 2013), Rodon and RHP Carson Fulmer (first round, 2015) were either invited to spring training or were on the 40-man roster as camp opened in 2016.

The Sox selected Rodon from North Carolina State with the No. 3 overall pick in the 2014 draft. Rodon, who entered the draft as *Baseball America's* No. 1 college prospect and entered 2015 as the No. 1 prospect in the Sox organization, went 9-6 with a 3.75 ERA in 26 games (23 starts) in the major leagues in 2015.

FRONT OFFICE

FIELD STAFF

PLAYERS

OPPONENTS

2015 REVIEW

HISTORY

RECORDS

MINOR LEAGUES

MEDIA/MISC.

# OFFICERS

Hahn signed Manager Robin Ventura to a multiyear contract extension in January 2014. After adding hitting coach Todd Stevenson prior to the 2014 season, the Sox hired bench coach Rick Renteria and assistant hitting coach Greg Sparks in 2016. Hahn added Jim Thome to the organization in July 2013, naming the popular former slugger a special assistant. Thome works with Hahn and assistant general manager Buddy Bell to evaluate players at both the major-league and minor-league levels.

The past three Julys, Hahn has traveled to the Dominican Republic as the White Sox signed several Latin American free agents behind the scouting of Marco Paddy, Doug Laumann and Hostettler. In 2013, the Sox signed OF Micker Adolfo (Zapata), the No. 2 ranked international prospect by MLB, to a \$1.6 million contract.

During his 12 seasons as White Sox vice president/assistant general manager, Hahn worked with Ken Williams on roster composition, player acquisitions, talent evaluations and contract negotiations.

The White Sox agreed to terms with All-Star LHP Chris Sale on a five-year, \$32.5-million contract (including club options for 2018 and 2019) on March 7, 2013. Since joining the organization, Hahn has negotiated numerous multiyear contracts, including with current Sox players Abreu, Cabrera, Danks, Duke, Jones, LaRoche, Quintana, Robertson and Sale.

Hahn has been credited with playing a key role in moves such as signing eventual Cy Young Award runner-up Esteban Loaiza to a minor-league deal prior to the 2003 season, the waiver claim of Bobby Jenks prior to the 2005 World Series championship season, the 2007 acquisition of Most Valuable Player-candidate Carlos Quentin, the evaluation and signing of 2009 Rookie of the Year Gordon Beckham, and the signing of Sale, the club's 2010 first-round pick.



## TIM BUZARD

### SENIOR VICE PRESIDENT, ADMINISTRATION

Beginning his 35th season with the Chicago White Sox in 2016, senior vice president of administration Tim Buzard is responsible for the club's accounting, ticket office, human resources, data processing and communications departments.

Promoted to senior vice president in 2004, Buzard oversees the Chicago Bulls/Chicago White Sox Training Academy, located in Lisle, Ill. The state-of-the-art facility, which opened in 2001 and has hosted over a half million visitors, offers professional baseball, softball and basketball instruction for kids of all ages up to professional athletes. "The Vault," a fun interactive area for kids that combines physical activity, sports and the latest technology to help youth fight childhood obesity through exercise, opened at the Academy in 2011 and is a popular field trip destination for over 15,000 kids each year. The Bulls/Sox Academy currently features two satellite locations with facilities and programs in LaGrange, Ill., and Glen Ellyn, Ill.

After joining the club in 1981, Buzard served as controller for five years, as vice president of finance for 12 and as vice president of administration and finance for six. He oversaw the automation of the accounting department and assisted in an organization-wide computerization project. Buzard also has initiated new cash management and comprehensive risk management systems, which reduced risk exposures and

### RICK HAHN'S KEY ACQUISITIONS

- OF **Avisail Garcia** via three-team trade, July 30, 2013
- 1B **Jose Abreu** signed as free agent, Oct. 29, 2013
- OF **Adam Eaton** from Arizona, Dec. 10, 2013
- LHP **Carlos Rodon** with No. 3 pick in 2014 draft
- LHP **Zach Duke** signed as free agent, Nov. 18, 2014
- 1B **Adam LaRoche** signed as free agent, Nov. 25, 2014
- RHP **Jeff Samardzija** from Oakland, Dec. 9, 2014
- RHP **David Robertson** signed as free agent, Dec. 10, 2014
- OF **Melky Cabrera** signed as free agent, Dec. 16, 2014
- RHP **Carson Fulmer** with the No. 8 pick in 2015 draft
- C **Alex Avila** signed as free agent, Nov. 25, 2015
- INF **Brett Lawrie** from Oakland, Dec. 9, 2015
- 3B **Todd Frazier** from Cincinnati, Dec. 16, 2015
- RHP **Mat Latos** signed as a free agent, Feb. 9, 2016
- INF **Jimmy Rollins** signed as a free agent, Feb. 22, 2016

Prior to joining the White Sox, Hahn spent two years as an associate at Steinberg, Moorad & Dunn, a sports agency based in Newport Beach, Calif., representing more than 150 athletes from Major League Baseball, the National Football League and the National Basketball Association.

Hahn is active in the organization's community outreach efforts as he has met with the organization's Amateur City Elite (ACE) youth baseball teams and volunteered his time serving meals to families at the Ronald McDonald House in downtown Chicago.

Hahn is a native of Winnetka, Ill. and a graduate of New Trier High School, the University of Michigan, Harvard Law School, and Northwestern's Kellogg Graduate School of Management. He and his wife, Jean, have two children: Jacob and Charlie.

Buzard also is active in maintaining the club's on-going relationship with Major League Baseball Advanced Media (MLBAM).

Buzard, who has the longest tenure of any chief financial officer in Major League Baseball, spent much of the 1993 season as a member of Major League Baseball's Chief Financial Officers' Committee studying revenue sharing, and he has played a major role in the implementation of baseball's revenue-sharing agreement. He has overseen a ticket office customer service campaign, the development of a human resources department with the White Sox and is responsible for the organization's integrated approach to communications. Buzard is a member of the Major League Baseball Non-Uniformed Personnel Pension Plan Committee and the Subscribers' Advisory Committee of the Major League Baseball Assurance Exchange Society, MLB's captive insurance company.

Buzard graduated in 1978 from the University of Illinois with a degree in accounting and became a certified public accountant in 1981. He served as a senior accountant for Ernst & Whinney for three years prior to joining the Sox. Buzard was born on September 13, 1955, in Evanston, Ill. He and his wife, Sandra, have two children: Jacqueline and Kevin. The family resides in Riverwoods, Ill. The Buzards donate their time as members of the White Sox Volunteer Corps, the club's community outreach program, and SHORE Community Services supporting individuals with developmental disabilities.



# OFFICERS

## TERRY SAVARISE

### SENIOR VICE PRESIDENT, STADIUM OPERATIONS



Entering his 36th season with the Chicago White Sox, senior vice president of stadium operations Terry Savarise is directly responsible for all aspects of the operation of U.S. Cellular Field, including more than 2,000 employees who staff the ballpark on game days.

Savarise, who was promoted to senior vice president in 2004, was responsible for the planning and construction of the new ballpark, which opened in 1991. He also has overseen the ballpark's many popular renovations and remodeling efforts over the past 15 seasons, including the installation of three new video boards in 2016. The center field board, which measures 60 feet by 134 feet, is now one of the biggest in major league baseball and is over five times the size of the ballpark's original video board installed in 1991.

Each of the renovations to U.S. Cellular Field has focused on improving the game experience for White Sox fans by creating a more intimate and updated ballpark atmosphere. The Sox moved seating closer to the field of play, added the popular Fan Deck in center field, changed the color scheme of the ballpark and in its most dramatic change, removed the top eight rows of the ballpark's upper deck and added a flat roof over the back rows of the upper deck.

Among the specific makeover changes are construction of The Chicago Sports Depot, a new apparel and merchandise store featuring sportswear from all the local professional and college teams, and ChiSox Bar & Grill, a high-end sports bar popular with Sox fans before and after games. In 2016, the Beggars Pizza Pub, featuring an on-site pizza oven, was added in left center field on the main concourse.

## BROOKS BOYER

### SENIOR VICE PRESIDENT, SALES AND MARKETING



Brooks Boyer enters his 13th season with the White Sox in 2016, overseeing the team's marketing, corporate partnerships sales and service, ticket sales and service, premium seating and service, broadcasting, game operations, promotions, advertising, licensing, business analytics and development. Boyer also serves as the CEO of Silver Chalice Ventures, a digital media company owned by the White Sox.

During Boyer's tenure, the White Sox set a franchise-record attendance with 2,957,111 in 2006. His game operations staff is responsible for developing the team's "take the field" montage, orchestrating fan participation in the historic "blackout game" tiebreaker vs. Minnesota in 2008, establishing annual theme days such as Mullet Night and Father-Daughter Day, and arranging the 10-year anniversary reunion weekend for the 2005 World Series team in July 2015, as well as the ceremony to retire former Sox captain Paul Konerko's No. 14 before a sellout crowd at U.S. Cellular Field in 2015.

With a leadership style centered on fan engagement, Boyer oversaw the construction of a data warehouse to gain insight and information to identify and meet guests' needs in the ballpark. Boyer also focuses attention on the long-term development of the White Sox fan base by helping establish the team's youth

Savarise serves as senior vice president of operations for the United Center, home of the six-time World Champion Chicago Bulls and the three-time Stanley Cup Champion Chicago Blackhawks. The arena hosts over 220 major events per year, making it one of the busiest in the United States. Savarise was responsible for all design and construction of the state-of-the-art, multi-purpose arena and currently is overseeing a \$100-million renovation of the United Center, including the construction of a 190,000-square foot office building for the arena, Bulls and Blackhawks staff. He also coordinated the operation of the 1996 Democratic National Convention at the United Center. Savarise oversaw the design and construction of the Bulls training facility, the Advocate Center, which opened in 2014.

Savarise spearheaded the design and construction of Camelback Ranch – Glendale, the award-winning White Sox and Los Angeles Dodgers spring training facility in Glendale, Ariz., which opened in spring 2009. Savarise sits on the board of the joint venture which runs Camelback Ranch – Glendale.

Savarise also directed the design and construction of two other spring training ballparks for the White Sox: Tucson Electric Park (1998-2008) and Ed Smith Stadium and Sports Complex in Sarasota, Fla. (1989-97). He also assisted in the development of L.P. Frans Stadium in Hickory, N.C.

Savarise is a member of the Arena Managers' Association and the International Association of Auditorium Managers and has served on the board of directors of the Stadium Managers' Association. He is a graduate of the Ohio University Sports Administration program. He and his wife, Tara, have two children: Katie and Jon. Jon, who was drafted by the White Sox in the 33rd round of the 2012 draft, is a member of Northern Illinois University's baseball team.

baseball initiatives by partnering with youth baseball leagues in communities throughout Illinois, including Oak Park, Park Ridge, Elmhurst, Downers Grove, Naperville, Orland Park, Frankfort Square as well as Dyer, Ind.

Other notable accomplishments under Boyer's leadership include: the opening of ChiSox Bar & Grill and the Chicago Sports Depot in 2011; the introduction of the Magellan Scout Seats and Home Plate Club; and securing naming rights for ballpark attractions such as the Beggars Pizza Pub, FirstMerit Bank Stadium Club, New Era Cap Corner, Miller Lite Bullpen Sports Bar, Miller Lite Extra Base Lounge, Private Bank Fan Deck and the Xfinity Fundamentals Deck.

Boyer oversees the annual advertising and branding campaigns, as well as the introduction and implementation of digital ticketing and dynamic pricing. He also directs the club's relationships with its broadcast partners, WGN-TV, Comcast SportsNet Chicago and WPWR-TV, and its Spanish-language radio partner, WRTO 1200 AM Univision America. Boyer played a key role in the negotiations to finalize a groundbreaking multiyear broadcast deal with Cumulus Media that makes WLS-AM 890 the new flagship radio station for both the White Sox and the Bulls beginning in 2016.

Boyer also led the national search to select Jason Benetti as the play-by-play announcer for White Sox home games alongside Steve Stone. Benetti, a Chicago-area native who was born with

FRONT OFFICE

FIELD STAFF

PLAYERS

OPPONENTS

2015 REVIEW

HISTORY

RECORDS

MINOR LEAGUES

MEDIA/MISC.

# OFFICERS

cerebral palsy, continues to work at ESPN where he has served as the play-by-play announcer for college baseball, basketball, football and lacrosse over the past five years.

Boyer serves as the Club's marketing liaison to Major League Baseball and sits on MLB's Commissioner's Ticketing Review Committee. Boyer is one of four members of the board of directors for Camelback Ranch-Glendale, the spring training home of the White Sox and the Los Angeles Dodgers. Boyer also is a board member of the Bulls/Sox Training Academy and Chicago White Sox Charities.

Boyer helped to create Silver Chalice Ventures (SCV) in 2009. As CEO, Boyer oversees the long-term strategic vision, budget planning, business development and business execution of the firm. SCV is a next-generation digital media company focused within the sports industry. Its networks include: 120 Sports, the first multi-sport, league-built digital sports video programming network; Campus Insiders, a 24/7 college sports focused digital network featuring live college games; and the ACC Digital

Network, the digital home for one of the country's greatest college conferences. Silver Chalice's Boulder, Colorado-based SportsLabs has built the next generation of digital sports on its proprietary Advanced Media Platform. SportsLabs clients include Samsung, including many NCAA Division I universities, including Kentucky, Notre Dame, and Texas, as well as the College Football Playoff.

Prior to joining the White Sox in April 2004, Boyer spent 10 years with the Chicago Bulls. He was with the franchise for the final three of its six NBA titles.

A 1994 graduate of Notre Dame, where he was a two-time captain of the basketball team (1990-94), Boyer also is a graduate of the Kellstadt Graduate School of Business at DePaul and is an inductee into the Lumen Christi High School (Jackson, Mich.) Sports Hall of Fame. He and his wife, Julie, reside in Downers Grove with their six children: Joslyn (14), Kylie (13), Reeghan (12), Quinn (10), Brody (8) and Brynlee (6).

## SCOTT REIFERT

### SENIOR VICE PRESIDENT, COMMUNICATIONS



As senior vice president of communications, Scott Reifert is responsible for the club's communications with White Sox fans. He oversees the franchise's strategic communications efforts, media services, digital communications functions, social media, video

production, branding, public relations activities, community relations initiatives and the team's website, [whitesox.com](http://whitesox.com).

Reifert received Major League Baseball's Robert Fishel Award for public relations excellence at the 2008 Winter Meetings.

In addition to his various communications responsibilities, Reifert serves as president of Chicago White Sox Charities (CWSC), which has donated more than \$12.5 million to Chicagoland organizations over the past seven years, moving the team's not-for-profit arm beyond \$25 million in cumulative giving since its inception.

In November 2011, the White Sox Volunteer Corps program was selected by Major League Baseball to receive the prestigious Commissioner's Award for Philanthropic Excellence, and in 2012, the White Sox program was recognized with the Steve Patterson Award for sports philanthropy. This Corps – consisting of staff, players and over 4,500 fan volunteers – has mobilized over the last seven seasons to renovate Boys & Girls Clubs, remodel Chicago Public Schools and provide more than 37,000 hours of community service.

In 2008, Chicago White Sox Charities unveiled a brick baseball diamond as well as granite and bronze sculpture located outside the ballpark's main entrance that celebrates the franchise's 2005 World Series Championship. To mark the 10-year anniversary of the World Series in 2015, White Sox Charities sold a limited number of commemorative bricks in this plaza with proceeds supporting its community efforts. CWSC also held *A Season To Remember*, a fundraising event featuring conversations with several members of the 2005 team at the Chicago Theatre to raise funds for charity.

In addition, the White Sox held its seventh annual "Sox Serve Week" campaign in August 2015, organizing seven days of events focused on serving the community and giving. Activities included Sox players spending the day fishing with children of military members served by the USO, as well as an event with

Volunteer Corps members to build a KaBOOM! playground for a women's and children's shelter on the southwest side of Chicago, among other events. The campaign raised more than \$200,000 in one week to support White Sox Charities.

This season, the White Sox will hold the ninth annual Double Duty Classic, a high school baseball All-Star Game featuring many of the top inner-city baseball players. The Classic, named for Negro League great Ted "Double Duty" Radcliffe, celebrates the community's pride in the Negro League East-West All-Star Game, which was played annually at Comiskey Park from the 1930s until the 1960s. The Classic highlights the team's commitment to youth baseball by showcasing top baseball talent from the city's inner-city baseball programs.

Reifert also oversees the team's market research initiatives to gather feedback on the White Sox and fan perceptions. In his 26th season with the club, Reifert is a member of the team's advertising committee and is involved in the commissioning of bronze sculptures of past Sox greats that stand at Gate 4 and in center field on the main concourse.

In 2014, White Sox fans voted Chris Sale to the American League All-Star Team as part of a "Target Sale" campaign. With Sale's election, the White Sox became the only team in Major League Baseball to have four different players earn "Final Man" honors as Sale joined Paul Konerko, who was honored in 2011 with his "PaulStar" campaign, A.J. Pierzynski, part of a "Punch A.J." campaign in 2008, and Scott Podsednik, who enjoyed a successful "Vote for Scott" campaign in 2005.

Reifert, who joined the White Sox in 1991 as assistant director of public relations before being promoted to director of public relations in 1997, was named vice president of communications in April 2004. He was promoted to senior vice president in 2010. During his tenure, the White Sox have hosted the 2003 All-Star Game and reached the postseason four times (1993, 2000, 2005, 2008), capturing the World Series in 2005.

Prior to joining the White Sox, Reifert worked at Wirz & Associates, a Connecticut-based sports marketing and public relations firm. A graduate of the University of Iowa, Reifert also has a master's degree in sport management from Western Illinois University. He is married to Amy Howley, head women's soccer coach at the University of Chicago. They reside in the Hyde Park neighborhood of Chicago with their three children.

# OFFICERS

FRONT OFFICE

FIELD STAFF

PLAYERS

OPPONENTS

2015 REVIEW

HISTORY

RECORDS

MINOR LEAGUES

MEDIA/MISC.



## MOIRA FOY

### VICE PRESIDENT, HUMAN RESOURCES AND RISK MANAGEMENT

Moira Foy begins her 26th season with the White Sox and her second as Vice President of Human Resources and Risk Management after being promoted to the position in February 2015.

Foy joined the White Sox in September 1991 as Manager of Human Resources. She was promoted to Director of Human Resources in 1993. During her tenure with the Sox, Foy has been instrumental in developing the human resources department. In

addition to handling employee hiring, she also serves as the organization's point person for all insurance claims, heads the Risk Management committee, coordinates litigation for any insurance lawsuits, negotiates employee benefits plan and heads the compliance initiatives.

Foy is a member of the Major League Baseball Quality Council on Worker's Compensation and General Liability and is an active participant in the MLB Diversity Business Summit.

Foy graduated from the University of Illinois-Chicago with degrees in history and political science. She resides in Chicago.



## CHRISTINE O'REILLY-RIORDAN

### VICE PRESIDENT, COMMUNITY RELATIONS

Christine O'Reilly-Riordan begins her 34th season with the White Sox and her second as Vice President of Community Relations/Executive Director of Chicago White Sox Charities after being promoted to the position in February 2015.

In her role, O'Reilly-Riordan is the driving force behind the White Sox extensive community outreach initiatives. She also has been instrumental in the creation of the White Sox Volunteer Corps (established in 2009), which has contributed more than 37,000 service hours to greater Chicago community from more than 4,500 White Sox fans over the course of hundreds of service projects.

The Volunteer Corps was recognized with the 2011 Major League Baseball Commissioner's Award for Philanthropic Excellence and the 2012 Robert Wood Johnson Foundation Steve Patterson Award for Excellence in Sports Philanthropy.

As Executive Director of Chicago White Sox Charities, O'Reilly-Riordan oversees the club's charitable donations to nonprofit and social service agencies, with more than \$24 million donated

since CWS Charities was established in 1990. She also is deeply involved in the White Sox investment in inner-city youth baseball development, with nearly \$500,000 in annual funding from the Charities impacting thousands of inner-city youth both on the baseball field, in the classroom and in life.

O'Reilly-Riordan also been the recipient of countless awards from a number of non-profits throughout the state, including Easter Seals of Metropolitan Chicago, Children's Home + Aid and the Greater Chicago Food Depository.

In 2012, she was recognized by the Jefferson Awards National Board for her exceptional leadership and devoted service to Chicago White Sox Charities and the underserved of Chicago. Most recently, O'Reilly-Riordan received a Smart Cookies Make a Difference award from the Girl Scouts of Chicagoland and Northwest Indiana. The award lauds exemplary leaders who change the rules of the game make the world a better place.

O'Reilly-Riordan graduated from Illinois State University with a degree in education. She and her husband, Greg, reside in Downers Grove. They have two children: Hayley (25) and Brendan (21).



## BILL WATERS

### VICE PRESIDENT, FINANCE

Bill Waters begins his 28th season in the White Sox organization and his second as Vice President of Finance after being promoted to the position in February 2015.

Waters is responsible for all aspects of accounting and finance for the White Sox, including budgeting, tax, financial reporting, payroll and treasury functions.

Waters originally joined the White Sox in 1989 as Controller. A member of Major League Baseball's CFO group for more than two decades, he is the club's reporting liaison to MLB and is involved in addressing industry-wide issues and trends.

Waters also is a frequent presenter at the university level and to various accounting organizations. Prior to joining the White Sox, he worked at Ernst & Whinney (now Ernst & Young) from 1983-1989 in the audit practice.

Waters earned both his Bachelor of Science in Commerce and Masters in Accountancy degrees at DePaul University. A native of Chicago, he resides in Niles with his wife, Cynthy.

# BASEBALL OPERATIONS

## BUDDY BELL

### VICE PRESIDENT/ASSISTANT GENERAL MANAGER



Buddy Bell begins his 13th season in the White Sox organization and fourth as vice president/assistant general manager. In his role, Bell assists with major-league roster and staffing decisions, undertakes amateur and special scouting assignments and oversees the Sox player development system.

Bell, who was vice president of player development and special assignments for the White Sox in 2012, spent 2009-11 as director of player development and 2008 as director of minor league instruction, a post he also held with the club from 1991-93.

Prior to joining the White Sox, Bell spent 13 seasons on major-league staffs, including nine as manager of Detroit (1996-98), Colorado (2000-02) and Kansas City (2005-07).

Bell played 18 seasons with Cleveland (1972-78), Texas (1979-85, '89), Cincinnati (1985-88) and Houston (1988), hitting .279 (2,514-8,995) with 201 home runs and 1,106 RBI in 2,405 games. He was a five-time AL All-Star (1973, 1980-82, '84) and won six consecutive Gold Glove Awards from 1979-84, joining Brooks Robinson (16), Mike Schmidt (10), Scott Rolen (seven), Eric Chavez (six) and Robin Ventura (six) as the only third base-

men in major-league history to win at least six. His defensive WAR of 23.0 ranks third all-time among third basemen behind Brooks Robinson (38.8) and Adrian Beltre (23.2)

Bell ranks among the all-time leaders at third base in total chances (3rd, 6,979), assists (4th, 4,925), double plays (6th, 430) and games played (7th, 2,183). He was elected to the Texas Rangers Hall of Fame in 2004.


Bell has five children: David, Mike, Ricky, Kristi and Traci. David played in the major leagues from 1995-2006 and is the bench with the St. Louis Cardinals. Mike was selected by Texas in the first round in 1993, played for the Cincinnati Reds in 2000 and currently is the director of player development for the Arizona Diamondbacks. Ricky was drafted by the Dodgers in the third round in 1997 and played 10 minor-league seasons.

He and his father, Gus, who played in the major leagues from 1950-64, set a record for hits (4,337) by a father/son duo (since broken by Barry and Bobby Bonds).

Bell graduated from Moeller High School in Cincinnati and attended Xavier University and Miami (Ohio) University. He resides in Chicago.

## JEREMY HABER

### ASSISTANT GENERAL MANAGER



Jeremy Haber begins his fourth season in the White Sox organization and his second as assistant general manager after being promoted to the position in February 2015.

In his role, Haber assists General Manager Rick Hahn in the day-to-day operations of the baseball department, including talent evaluation and player acquisition, roster management, contract negotiations, and salary arbitration. He

joined the White Sox in May 2013 as assistant to the general manager and served in that capacity for two seasons.

Haber has been primarily responsible for negotiating long-term contracts with left-handed starter Jose Quintana (2014), outfielder Adam Eaton (2015) and right-handed reliever Nate Jones (2016).

Haber earned his B.A. from Brown University in 2006, JD from Harvard Law School in 2013 and MBA from Harvard Business School in 2013.

## DOUG LAUMANN

### SENIOR ADVISOR TO SCOUTING OPERATIONS



Doug Laumann begins his first full season as senior advisor to White Sox scouting operations after serving as the club's director of amateur scouting from August 2007 until his promotion in August 2015.

The White Sox selected RHP Carson Fulmer from Vanderbilt with the No.

8 overall pick in the 2015 draft after taking LHP Carlos Rodon from North Carolina State with the No. 3 pick in 2014. Fulmer recorded a 1.96 ERA (5 ER/23.0 IP) with 26 strikeouts in his professional debut last season, while Rodon was 9-6 with a 3.75 ERA (58 ER/139.1 IP) and 139 strikeouts as a rookie in 2015.

Chicago's last four drafts in the non-capped era (2008-11) yielded players who have produced a combined WAR of 40.3 (per Baseball-Reference), second-best in the American League behind the Angels (45.0). Among those players are INF Gordon Beckham and RHP Daniel Hudson from the 2008 class, RHP Addison Reed and LHP Chris Sale from 2010, and INF Marcus Semien from 2011.

Laumann also oversaw White Sox drafts from 2001-03 which produced major leaguers Brandon McCarthy, Ryan Sweeney and Chris Young.

Laumann joined the Sox in 1990, working as an area scout before serving as supervisor from 1993-96. He was national crosschecker from 1997-2000, director of scouting from November 2000-2003 and a special assignment scout from 2004-07.

Prior to joining the Sox, Laumann worked as an area scout for the Chicago Cubs from 1981-90. He started as a bird dog for legendary Phillies scout Tony Lucadello in 1981.

Laumann was a pitcher at the University of Dayton, graduating in 1980. A native of Cincinnati, he was an All-State performer at Purcell High School. Laumann's summer teams included future major-league players Rich Dotson, Leon Durham, Bill Doran, Pat Tabler and Colorado Rockies manager Jim Tracy.

Laumann and his wife, Jennifer, reside in Union, Ky. and have four children: Jordan, Jackson, Jake and Jillian; and one grandchild: Delaineey. Jackson played in the White Sox organization in 2014 at Advanced Rookie Great Falls.

FRONT OFFICE

FIELD STAFF

PLAYERS

OPPONENTS

2015 REVIEW

HISTORY

RECORDS

MINOR LEAGUES

MEDIA/MISC.



# BASEBALL OPERATIONS

FRONT OFFICE

FIELD STAFF

PLAYERS

OPPONENTS

2015 REVIEW

HISTORY

RECORDS

MINOR LEAGUES

MEDIA/MISC.



## NICK HOSTETLER

### DIRECTOR OF AMATEUR SCOUTING

Nick Hostetler begins his first full season as White Sox director of amateur scouting after being promoted to the position in August 2015.

Hostetler replaces Doug Laumann, who was promoted to senior advisor to White Sox scouting operations after serving eight years as director of amateur scouting.

Among the players Hostetler has scouted during his second stint with the club include right-handed pitcher Daniel Hudson (2008), infielder Gordon Beckham (2008), left-hander Chris Sale (2010) and infielder Micah Johnson (2012).

Hostetler attended Youngstown (Ohio) State University and the University of Akron. He and his wife, Nicole, reside in Hebron, Ky. with their three children: Kayla, Lacey and Andrew.

Hostetler worked as an area scout with the White Sox from 2002-04 and the Atlanta Braves from 2005-07 and as the Sox East Coast Crosschecker from 2008-11 before being promoted to assistant scouting director in 2012.



## GRACE GUERRERO ZWIT

### SENIOR DIRECTOR OF MINOR LEAGUE OPERATIONS

Entering her 35th season with the White Sox, Grace Guerrero Zwit oversees the major league club's day-to-day operations involving the team's six minor-league affiliates.

Hired by Roland Hemond and Dave Dombrowski in 1982 as an assistant in the player development/scouting

departments, Zwit was named assistant minor league administrator in 1986 and assistant to the director of scouting in 1990. In 1997, she was named assistant director of scouting/minor league administration under Ken Williams and Duane Shaffer and director of minor league operations in 2000. She was promoted to her current position prior to the 2008 season.

Zwit is the club liaison to Minor League Baseball and the Commissioner's Office of Major League Baseball on all minor-league transactions. She works with the director of player development to organize spring training, monitor minor-league rosters, coordinate Instructional League and prepare the minor-league player guide.

Zwit also assists the international director of scouting with the procurement process of Latin American players. She works with the Commissioner's Office to facilitate the approval of all foreign minor league contracts and oversees the immigration process for minor and major-league players. In addition, Zwit coordinates the English instruction and cultural assimilation courses for the club's major and minor league foreign players.

As the liaison with minor league affiliates, Zwit coordinates expenditures for the player development staff, professional, amateur and international scouts, roving instructors and players.

Zwit was born and raised on Chicago's south side. She and her husband, Jim, have two sons: Vincent and Christian. They live in LaGrange Park, Ill.



## DAN FABIAN

### SENIOR DIRECTOR OF BASEBALL OPERATIONS

Dan Fabian begins his 31st season with the White Sox, 24th in the baseball department and fifth as senior director of baseball operations.

Fabian oversees the daily operation of the team's professional scouting efforts, including scheduling, communications and the development of

the White Sox Scouting Portal, which features both amateur and pro scouting reports, statistical information and video clips. The portal is used extensively by General Manager Rick Hahn in analyzing potential major league roster moves, trades and waiver claims. He also oversees the club's video coaching efforts, processing of advance scouting reports and general statistical research for the baseball department.

Fabian worked the 1986-88 seasons as an intern in the White Sox public relations department before serving as the broadcast

coordinator for two seasons (1989-90). He then spent two seasons as the manager of community relations (1991-92) before moving to the baseball department, where he worked as a scouting and player development administrator from 1993-96.

Prior to his most recent promotion, Fabian was the assistant director of scouting/minor-league operations from 1996-2000, director of baseball operations systems from 2001-06 and director of baseball operations from 2007-11.

Fabian represented the White Sox on "Baseball IQ," the MLB Network trivia show which was taped in January 2012, to raise money for Chicago White Sox Charities.

Fabian, a native of Park Ridge, Ill., graduated from Maine South High School in 1984 and from the University of Notre Dame in 1988. He spent four years as a student assistant in the Notre Dame sports information office. Fabian's father, Dan, is a former general manager of WGN Radio. Fabian and his wife, Nina, reside in Naperville, Ill.

# BASEBALL OPERATIONS

## NICK CAPRA

### DIRECTOR OF PLAYER DEVELOPMENT



Nick Capra begins his 21st season in the White Sox organization and his fifth as director of player development. During his four seasons, Sox affiliates have reached the playoffs eight times, with the Arizona League White Sox (2015) and Class AA Birmingham (2013) winning league

titles and Winston Salem (87-51) posting the best record in minor leagues in 2012.

Capra spent 2009-11 as the White Sox minor league field coordinator after serving as assistant director of minor-league instruction in 2008 and minor-league hitting coordinator in 2006-07.

Capra spent 10 seasons (1996-2005) as a manager in the White Sox player development system, posting a 588-595 (.497) re-

cord and winning league titles with Class A Burlington (Midwest) in 1999 and Class A Kannapolis (South Atlantic) in 2005. He was named Appalachian League Manager of the Year in 1998 after leading Advanced Rookie Bristol to the league title game.

In 2000, Capra managed the SL West Division All-Stars and the American League Class AA All-Stars and was a coach on the U.S. Team at the All-Star Futures Game in Atlanta.

Capra played in 45 major-league games with Texas (1982-83, 1985, 1991) and Kansas City (1988), hitting .167. He batted .274 with 92 home runs and 652 RBI in 1,888 minor-league games.

A native of Denver, Capra graduated from Lincoln High School in 1976. He played one season (1979) at the University of Oklahoma, earning All-Big Eight and All-America honors. Capra is married to Dr. Michelle Embling and has two daughters: Ainsley and Cara; and one grandchild: Paytin.

## DENNIS GILBERT

### SPECIAL ASSISTANT TO THE CHAIRMAN



Dennis Gilbert, a top agent in baseball before his early retirement in January 1999, joined the Chicago White Sox as special assistant to Chairman Jerry Reinsdorf on November 28, 2000.

Gilbert, who received the Jack Brickhouse Lifetime Achievement Award at the Pitch & Hit Club of Chicago Awards

Banquet in January 2015, assists the White Sox in contract negotiations and consults on other baseball-related issues.

Always active within the baseball community, Gilbert, along with Roland Hemond and scouts Dave Yoakum (White Sox) and Harry Minor (Mets), created the Professional Scouts Foundation in January 2003. The foundation, which holds annual fundraising dinners featuring guests such as Willie Mays, Sandy Koufax, Tom Seaver, Tom Lasorda and other baseball notables, lends support to scouts who have provided longtime service to the game but may have fallen on financial hard times due to illness, retirement or the non-renewal of their contracts.

Prior to joining the White Sox, Gilbert was involved in building a top-flight baseball stadium at Southwest College in south central Los Angeles that serves as the home field for Major League Baseball's RBI program (Reviving Baseball in the Inner Cities). The ballpark, Dennis Gilbert Field, celebrated its Opening Day on January 20, 2002. He continues his successful insurance practice in Beverly Hills, Calif.

After building his insurance business, Gilbert began his career as an agent in 1980 when he represented Hall of Famer George Brett. Gilbert added clients Bret Saberhagen, Danny Tartabull and Jose Canseco and then formed the successful Beverly Hills Sports Council. His client list included Barry Bonds, Bobby Bonilla, Mike Piazza and Curt Schilling.

Gilbert played minor league baseball for four years and also has scouted in the Los Angeles area. He is a longtime season-ticket holder for the Los Angeles Dodgers and Los Angeles Angels. Gilbert and his wife, Cynthia Vereen, reside in Hidden Hills, Calif. The couple has three children: Ashlee, Shannon and Hailey.

## MARCO PADDY

### SPECIAL ASSISTANT TO THE GM, INTERNATIONAL OPERATIONS



Marco Paddy begins his fifth season in the White Sox organization as special assistant to the general manager — International Operations. In his position, Paddy directs the Sox Latin American scouting efforts, with an emphasis on international signings.

Under Paddy's watch, the White Sox have signed 64 international free agents, including 16-year-old OF Micker Adolfo in 2013. Adolfo was the No. 2 ranked international prospect by MLB.com in 2013 and received a \$1.6-million signing bonus.

Paddy spent 2007-11 as Director of Latin America Operations with the Toronto Blue Jays. Among Toronto's international signings during his tenure were pitcher Henderson Alvarez, who posted a 2.65 ERA for the Miami Marlins in 2014, and Adeiny Hechavarría, the Marlins starting shortstop in 2013-14.

Prior to joining the Blue Jays, Paddy spent 14 seasons with the Atlanta Braves, serving as an area scout (1993-2002), assistant director of player development (2002-03) and director of Latin America operations (2004-06).

Paddy, a native of Panama, graduated in 1988 from Southern University in Baton Rouge, La. with a degree in mechanical engineering technology and earned his masters degree in public administration in 1993.

Paddy was selected by Atlanta in the 56th round of the 1988 amateur draft and played one year in the Braves farm system. Following his lone professional season, Paddy served as assistant coach and recruiting coordinator for Southern.

He was born on April 27, 1964 in Panama Canal Zone - Colon. Paddy and his wife, Guadalupe, reside in Palm Coast, Fla. with their two children, Marco Jr. and Victoria.

FRONT OFFICE

FIELD STAFF

PLAYERS

OPPONENTS

2015 REVIEW

HISTORY

RECORDS

MINOR LEAGUES

MEDIA/MISC.

# BASEBALL OPERATIONS

FRONT OFFICE

FIELD STAFF

PLAYERS

OPPONENTS

2015 REVIEW

HISTORY

RECORDS

MINOR LEAGUES

MEDIA/MISC.

## BILL SCHERRER

### SPECIAL ASSISTANT TO THE GENERAL MANAGER



Bill Scherrer is in his 14th season with the White Sox and his 11th as special assistant to the general manager. Scherrer, who was hired as a professional scout prior to the 2003 season, works directly for General Manager Rick Hahn on special assignment scouting of major league clubs.

Scherrer, a left-handed pitcher, spent seven seasons in the major leagues with the Cincinnati (1982-84, 1987), Detroit (1984-86), Baltimore (1988) and Philadelphia (1989), going 8-10 with 11 saves and a 4.08 ERA (141 ER/311.1 IP) in 228 games (two starts).

In his first full season in the majors with the Reds in 1983, he compiled a 2.74 ERA (28 ER/92.0 IP) with 10 saves and tied for fourth in the National League with 73 appearances. Scher-

rer was a member of the 1984 World Champion Detroit Tigers and made three relief appearances in the World Series vs. San Diego, allowing one run in 3.0 IP.

After retiring as a player in 1991, Scherrer worked seven seasons (1992-98) as an area scout for the Florida Marlins and four (1999-2002) as a crosschecker with the Reds. He was selected in the sixth round of the 1976 draft but attended UNLV for one semester, where he tried out for the basketball team. Scherrer was drafted again by the Reds with the first overall pick in January 1977.

Scherrer was born in Tonawanda, N.Y. on January 20, 1958 and resides in Phoenix with his wife, Michelle. He has six children: Lynn, Michael, C.J., Mary, Lore and Grace. His older brother, Jack, attended the University of Buffalo, where he played basketball against future NBA stars Bob Lanier, Calvin Murphy and Randy Smith.

## JIM THOME

### SPECIAL ASSISTANT TO THE GENERAL MANAGER



Jim Thome, one of eight players in major-league history to hit 600 home runs, rejoined the White Sox on July 2, 2013 as a special assistant to General Manager Rick Hahn.

Thome's responsibilities include consulting with Hahn and assistant general manager Buddy Bell, working

with the White Sox major league staff and players, and visiting Sox minor-league affiliates throughout the summer to evaluate player performance.

Thome batted .276 (2,328-8,422) with 612 home runs, 1,699 RBI, 1,583 runs scored and 1,747 walks in 2,543 games over 22 major-league seasons with Cleveland (1991-2002, '11), Philadelphia (2003-05, '12), the White Sox (2006-09), Los Angeles-NL (2009), Minnesota (2010-11) and Baltimore (2012).

He ranks among baseball's all-time leaders in numerous categories, including home run ratio (4th, 13.76), home runs (7th), walks (7th), OPS (19th, .956), slugging percentage (23rd) and RBI (24th). Thome's 612 homers are the fourth-highest total in major-league history by a left-handed hitter, trailing only Barry Bonds (762), Babe Ruth (714) and Ken Griffey Jr. (630).

Thome hit 40 or more home runs six times and drove in 100-plus runs nine times. His 17 postseason home runs are tied with David Ortiz for the seventh-highest total in major-league history.

Thome batted .265 (469-1,770) with 134 home runs and 369 RBI in four seasons with the Sox. He hit his 500th home run on September 16, 2007 vs. the Angels and a game-winning solo shot on September 30, 2008 to give the White Sox a 1-0 victory over Minnesota in a one-game playoff at U.S. Cellular Field.

Thome and his wife, Andrea, reside in Hinsdale, Ill., with their two children: Lila and Landon.

## DAVE YOAKUM

### SPECIAL ASSISTANT TO THE GENERAL MANAGER



Dave Yoakum enters his 25th season with the White Sox, serving as special assistant to the general manager. Yoakum, who was hired following the 1991 season, works directly for General Manager Rick Hahn on special assignment scouting of other major league clubs.

Yoakum was inducted into the Professional Baseball Scouts Hall of Fame on March 30, 2010. A bronze plaque in his honor is permanently on display at the home of the Class A Fort Myers Miracle in the Florida State League.

A former infielder in the Detroit Tigers system (1966-70), Yoakum has worked as a coach, instructor, scouting supervisor or major-league scout for over three decades. Following his playing career, Yoakum was a player/coach in the Houston Astros organization (1971), a scouting supervisor/infield instructor for the Astros (1972) and New York Yankees (1974-76), a scout-

ing supervisor/minor league instructor with the Toronto Blue Jays (1977-80) and a major league advance scout for the Blue Jays (1981-91).

During his minor-league playing career, Yoakum was a teammate of four future major-league managers: Cito Gaston, Gene Lamont, Jim Leyland and Stump Merrill. In his 40 seasons as a scout, Yoakum has worked for executives Tal Smith, Pat Gillick, Ron Schueler and Ken Williams.

In January 2003, Yoakum, along with Dennis Gilbert, Roland Hemond and fellow scout Harry Minor (Mets), created the Professional Scouts Foundation. The foundation provides support to scouts who have been in baseball at least 25 years but may have fallen on financial hard times due to illness, retirement or the non-renewal of their contracts.

Yoakum was born in Middlesboro, Ky. on December 15, 1946, and graduated from New Albany (Ind.) High School. He and his wife, Nina, have three children: Mark, Anna and Dax.

# BASEBALL OPERATIONS

## DANIEL ZIEN

### DIRECTOR OF BASEBALL OPERATIONS



Daniel Zien begins his 16th season in the White Sox organization and his first as director of baseball operations after being promoted to the position in February 2016.

In his role, Zien is responsible for overseeing the advanced scouting efforts at the major-league level as well as the video coaching department. He also is responsible for salary arbitration, minor-league free agent signings and other baseball-related functions.

Zien joined the White Sox in 2001 as an intern in the media relations department. He served as the assistant video coordinator in 2002-03 before being promoted to video coordinator for the 2004-08 seasons, which included a World Series title in 2005 and an American League Central title in 2008.

Zien joined the front office in 2009 as assistant director of baseball operations. He served in that capacity for seven seasons before earning his most recent promotion.

Zien, a native of Bayside, Wis., graduated from Indiana University in 2000 with a degree in sports marketing. He and his wife, Rachel, reside in Wilmette with their two children: Dylan and Noa.

## ROGER BOSSARD

### HEAD GROUNDSKEEPER



The man responsible for building and maintaining U.S. Cellular Field's highly regarded playing field is head groundskeeper Roger Bossard, now in his 50th season with the White Sox.

Groundskeeping is a Bossard family tradition, with six members combining for more than 250 years of experience

in the business. Roger's grandfather, Emil, served as head groundskeeper with the Cleveland Indians from 1932-68, while his father, Gene, was in charge with the White Sox from 1940-83. Roger joined the Sox in 1967 as an assistant to his father before taking over following Gene's retirement in 1983.

Bossard designed and built the playing fields for Camelback Ranch — Glendale, the White Sox state-of-the-art spring training complex that opened in 2009. He designed and built new playing fields at Wrigley Field (2007 offseason) after performing the same task at the new Busch Stadium in St. Louis (2005) and at

Boston's Fenway Park and Washington's RFK Stadium (2004). Among the highlights of Bossard's resume, he is a consultant for 14 Major League Baseball teams and four NFL teams.

In addition to U.S. Cellular Field, Bossard has designed and built major-league fields in Arizona, Boston, Detroit, Milwaukee, St. Louis (both old and new Busch Stadium), Seattle and Washington, as well as spring training complexes for Cincinnati, Montreal, the Yankees, St. Louis, Arizona, the White Sox and Dodgers.

In 1984-85, Bossard designed and built the first natural turf soccer fields in Saudi Arabia for the Royal Family, where he continues to serve as a consultant. Nineteen of 30 major-league teams use a patented drainage system that he developed specifically for the opening of U.S. Cellular Field in 1991. As part of the ballpark's 2000 offseason renovation, he built new bullpens and also reconfigured the outfield grass, irrigation and drainage systems.

Bossard and his wife, Geri Lynn, have two children: Brittany and Brandon. The family resides in Lemont, Ill.





# BASEBALL OPERATIONS



**Bryan Little**  
Major League Advance  
Scout/Special Instructor



**Nancy Nesnidal**  
Executive Assistant to the  
Senior Vice President/  
General Manager



**Bryan Johnson**  
Baseball Video Coordinator



**Ross Mika**  
Technical Video Coordinator



**Kathy Potoski**  
Senior Coordinator of  
Minor League Administration



**Dan Strittmatter**  
Coordinator of  
Baseball Information



**Arturo Perez**  
Coordinator of Latin  
American Operations

## Special Thanks

The White Sox Media Relations Department would like to thank Rick Hahn, Dan Fabian, Jeremy Haber, Grace Guerrero Zwit, Del Matthews, Daniel Zien, Dan Strittmatter, Arturo Perez, Nancy Nesnidal and Kathy Potoski of the Baseball Operations Department, for providing information used in the 2016 media guide. The Sox also extend thanks to Mike Dillon, Chris Brown, Ryan Whitmore and the staff at Graphic Arts Studio for help on the project. Statistical information was provided by the MLB Baseball Information System, Elias Sports Bureau, STATS LLC and Baseball-Reference.com. The White Sox Media Relations Department would like to acknowledge the research contributions made by Robert Rosenberg, Rich Lindberg, David Vincent and David Smith.

FRONT OFFICE

FIELD STAFF

PLAYERS

OPPONENTS

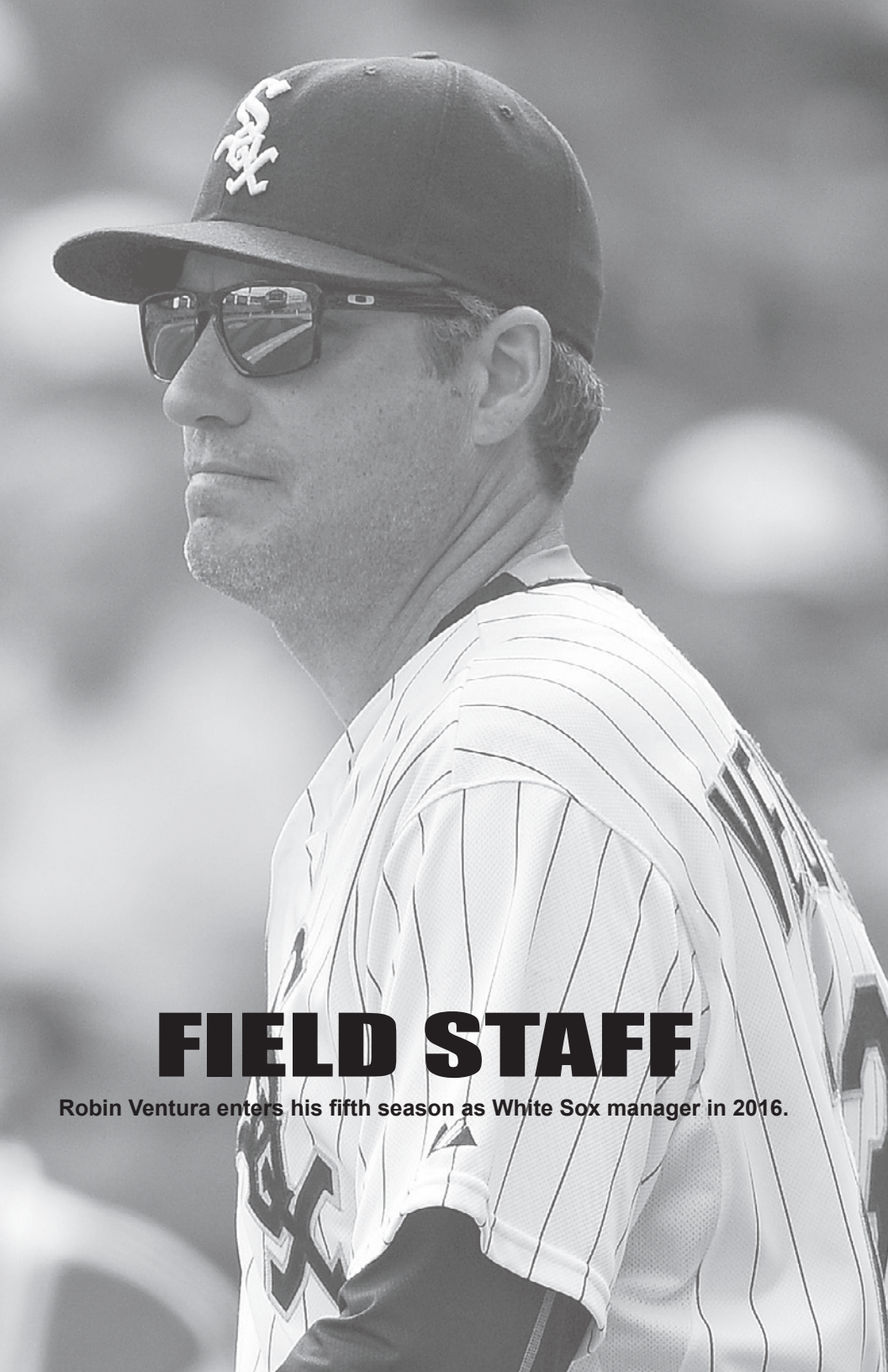
2015 REVIEW

HISTORY

RECORDS

MINOR LEAGUES

MEDIA/MISC.



# FIELD STAFF

Robin Ventura enters his fifth season as White Sox manager in 2016.



# ROBIN VENTURA

# 23

## MANAGER

**Given Name:** Robin Mark Ventura

**Bats:** Left      **Throws:** Right

**Height:** 6-1      **Weight:** 200

**Opening Day Age:** 48 (July 14, 1967)

**Birthplace/Residence:** Santa Maria, Calif.

**First Pro Contract:** Chicago White Sox, selected in the first round (10th overall), June 1988 free agent draft.

**Sox Acquisition:** Hired as a special assignment instructor, June 6, 2011.

**Contract Status:** Agreed to terms on a multi-year contract, October 6, 2011.

### 2015 SEASON

- Led the White Sox to a 76-86 record in his fourth season, a three-game improvement from 2014.
- A 17-8 run from 6/30-7/29, capped by a season-high, seven-game winning streak, brought the Sox within 3.5 games of the second wild card spot.
- Managed his 500th game with the Sox on 4/22 vs. Cleveland, a 6-0 victory ... was ejected on 6/17 vs. Pittsburgh and 8/15 vs. the Cubs, upping his career total to 11.

### MANAGERIAL HIGHLIGHTS

- Was named the 39th manager in White Sox history on 10/6/11, replacing former teammate Ozzie Guillen.
- Has managed 648 games with the Sox, tied with Nixey Calhahan for 10th-most in franchise history (Fielder Jones is ninth with 739).
- Is the 18th former White Sox player to manage the club and the only current manager to be drafted and play with the club he now manages.
- His 294 career homers rank first among current managers.
- Has been ejected 11 times in his four seasons.
- Was hired by the Sox as a special advisor to then Director of Player Development Buddy Bell on 6/6/11 ... in that role, he visited each of the White Sox minor-league affiliates, evaluating player performance and reporting to Bell.

### 2014 SEASON

- Guided the White Sox to a 10-game improvement from 2013, going 73-89 in his third season at the helm.
- Earned his 200th victory as Sox manager on 7/29 at Detroit ... was ejected on 6/4 at the Dodgers and 8/13 at San Francisco.
- Rookie Jose Abreu, Alexei Ramirez and Chris Sale represented the White Sox at the All-Star Game.
- Agreed to terms on a multiyear contract extension on 1/24.

### 2013 SEASON

- Was selected by manager Jim Leyland to serve on the American League coaching staff at the All-Star Game at New York's Citi Field ... pitchers Jesse Crain and Chris Sale represented the White Sox at the Midsummer Classic.
- Recorded his 100th victory on 5/12 vs. the Angels ... missed games on 6/6-7 vs. Oakland to attend family graduation ceremonies in California ... was ejected three times.
- Was inducted into the Omaha College Baseball Hall of Fame on 7/3.

### 2012 SEASON

- Guided the White Sox to an 85-77 (.524) record in his first season at the helm, finishing second in the American League Central, 3.0 games behind Detroit.
- 85 wins were the most by a Sox first-year manager since Gene Lamont went 86-76 in 1992.

### MOST GRAND SLAMS IN MLB HISTORY

Player	GS
Alex Rodriguez	25
Lou Gehrig	23
Manny Ramirez	21
Eddie Murray	19
<b>Robin Ventura</b>	<b>18</b>
Willie McCovey	18

### WHITE SOX ALL-TIME HOME RUN LEADERS

Player	HR
Frank Thomas	448
Paul Konerko	432
Harold Baines	221
Carlton Fisk	214
Magglio Ordonez	187
<b>Robin Ventura</b>	<b>171</b>

- Was one of three finalists for AL Manager of the Year, along with Oakland's Bob Melvin and Baltimore's Buck Showalter.
- The Sox were in first place for 117 days, including every day from 7/24-9/25 (63 days) and all but eight from 5/29-9/25.
- Led the division by as many as 3.5 games (three times) and were a season-high 16 games over .500 (71-55) on 8/26.
- Made his managerial debut in a 3-2 loss at Texas on 4/6 ... earned his first victory the next night, 4-3, over the Rangers.
- Adam Dunn, Paul Konerko, Jake Peavy and Chris Sale represented the White Sox at the All-Star Game in Kansas City ... was ejected four times.

### PLAYING CAREER

- Spent 16 seasons in the major leagues with the White Sox (1989-98), Mets (1999-2001), Yankees (2002-03) and Dodgers (2003-2004) ... played for managers Jeff Torborg, Bobby Valentine, Hall-of-Famer Joe Torre and Jim Tracy.
- Was a .267 (1,885-7,064) hitter with 294 home runs and 1,182 RBI in 2,079 career games ... won six Gold Gloves (1991-93, 1996, 1998-99) and was a two-time All-Star (1992 and 2002).
- Hit 20 or more home runs nine times and drove in 100-plus three times ... batted .340 (64-188) with 18 home runs and 214 RBI with the bases loaded ... his 18 career grand slams are tied for fifth in major-league history.
- Received MVP votes in 1991 and 1999 ... appeared in five different postseasons with the White Sox (1993), Mets (1999, 2000), Yankees (2002) and Dodgers (2004).
- Hit .274 (1,244-4,542) with 171 home runs and 741 RBI in 1,254 games over 10 seasons with the Sox ... ranks among the franchise leaders in grand slams (T1st, 10), walks (5th, 668), home runs (6th), RBI (8th) and extra-base hits (10th, 402).
- Recorded 21 career multihomer games and drove in six-plus runs on six occasions with a career high of eight.
- His best season came in 1999 with the Mets when he batted .301 (177-588) with 32 home runs and 120 RBI and finished sixth in the NL MVP voting.
- Hit a game-ending "grand slam" in the 15th inning of Game 5 of the 1999 ALCS vs. Atlanta to give the Mets a 4-3 win ... the slam was ruled a single after he did not touch all the bases.
- Became the first player in history to hit grand slams in each game of a doubleheader on 5/20/99 vs. Milwaukee.

FRONT OFFICE

FIELD STAFF

PLAYERS

OPPONENTS

2015 REVIEW

HISTORY

RECORDS

MINOR LEAGUES

MEDIA/MISC.



- Suffered a compound fracture and dislocation of his right ankle sliding into home plate during a spring training game on 3/21/97 ... returned to play in 54 games that season ... started a 5-4-3 triple play on 6/6/96 at Boston.
- Became the eighth player in major-league history to hit two grand slams in one game on 9/4/95 at Texas (first since Baltimore's Frank Robinson in 1970) and the fourth to connect in consecutive innings (fourth and fifth) ... finished with a career-high eight RBI, matching the Sox franchise record.
- Was ejected on 8/4/93 at Texas after charging Nolan Ryan on the mound ... was named AL Player of the Month for July 1991 ... endured a 0-41 slump during his rookie season of 1990.
- Was selected in the first round (10th overall) of the 1988 draft out of Oklahoma State University.

### COMMUNITY INVOLVEMENT

- Since becoming manager, has made several visits to Lurie Children's Hospital and Ronald McDonald House.
- Was reunited during a special pre-game ceremony in May 2015 with Make-A-Wish recipient Emily Beazley, who he had met previously during a special appearance in "A Christmas Carol" at Chicago's Goodman Theatre as part of a partnership with the non-profit organization.
- In January 2015, visited University of Chicago's Comer Children's Hospital, spending time painting with the young patients and their families.
- Along with his wife, Stephanie, participated in Chicago White Sox Charities "Wild Pitches" event ... filmed an anti-bullying PSA and visited McClellan Elementary School in January of 2014 for an anti-bullying presentation.
- In 2013, made a special visit to Gilda's Club Chicago, spending time with men and women living with cancer and participated in a special "gentle yoga" session with members.
- Prior to the 2012 season, participated in the taping of an anti-bullying PSA.
- Was reunited in May 2012 with Ryan Reithel, a former pediatric cancer patient at the old Children's Memorial Hospital in Lincoln Park, whom he first visited at the hospital in 1991.
- Made his first visit to the new Lurie Children's Hospital, accompanied by Reithel, to dedicate the new "Chicago White Sox Play Area" in the Pediatric Oncology floor of the hospital.
- While playing for the Mets and Yankees, sponsored an annual Robin Ventura All-Star Bowling Tournament to raise money for the New York Police and Fire Widows and Children's Benefit Fund, Inc.
- Hosted the Robin Ventura All-Star Classic to support the Chelsea Piers Scholarship Fund, which allowed underprivileged youths to attend sports programs throughout New York City.
- Was actively involved with Children's Memorial Hospital and The United Way while playing for the Sox.
- Received honorable mention recognition in 1996 for the USA Weekend Most Caring Athlete Award ... made a PSA in 1995 following the Oklahoma City bombing.



### WHITE SOX PLAYER/MANAGERS

Name	Player Years	Manager Years
<b>Robin Ventura</b>	<b>1989-98</b>	<b>2012-</b>
Ozzie Guillen	1985-97	2004-11
Don Kessinger	1977-79	1979
Larry Doby	1956-59	1978
Les Moss	1955-58	1968
Ted Lyons	1923-42, '46	1946-48
Jimmy Dykes	1933-39	1935-46
Lew Fonseca	1931-33	1932-34
Lena Blackburne	1910-12	1928-29
	'14-15, '27, '29	
Ray Schalk	1912-28	1927-28
Eddie Collins	1915-26	1924-26
Ed Walsh	1928-30, '32	1924
Johnny Evers	1922	1924
Kid Gleason	1912	1919-23
Billy Sullivan	1901-12, '14	1909
Fielder Jones	1901-08	1904-08
Nixey Callahan	1901-05	1903-04,
	'11-13	'12-14
Clark Griffith	1901-02	1901-02


### MISCELLANEOUS/PERSONAL

- Married Stephanie ... has four children: Rachel, Madison, Grace and Jack.
- Attended Oklahoma State University, where he was named College Player of the Decade by *Baseball America* and was the third baseman on *Baseball America's* All-Time College All-Star Team ... was a three-time All-America selection.
- Was named 1986 Freshman of the Year by *Baseball America* after hitting .469 and was named National Player of the Year by the same publication as a sophomore in 1987 when he batted .428 with 21 home runs and 110 RBI.
- Led the Cowboys to consecutive College World Series appearances as a freshman and sophomore ... still ranks second in College World Series history with a .459 average.
- Compiled an NCAA record, 58-game hitting streak in 1987, a mark that still stands ... the streak was snapped during the 1987 College World Series by Stanford's Jack McDowell, his future teammate with the White Sox.
- Capped his three-year career at Oklahoma State by hitting .391 with 26 homers and 96 RBI as a junior in 1988 ... was the recipient of the Dick Howser Trophy as college baseball's most outstanding player and the Golden Spikes Award, college baseball's equivalent of the Heisman Trophy.
- Holds the school record with 329 career hits and shares the record for most hits in a season (116) with Pete Incaviglia.
- His jersey No. 21 was retired by Oklahoma State on 2/22/98 ... was inducted into the College Baseball Hall of Fame on 7/4/06 and the Oklahoma State Athletic Hall of Fame on 10/17/09.
- Was a member of the 1988 U.S. Olympic baseball team ... batted .409 to help Team USA win the gold medal in Seoul ... posted a .380 average with 12 home runs and 77 RBI during a 50-game tour before the summer games.
- Worked as an analyst for ESPN at the College World Series from 2007-11.
- Is the only manager in major-league history who has won an Olympic Gold Medal in baseball.

### CAREER MANAGERIAL RECORD

Year	Club	W-L	Pct.	Pos.	Notes
2012	White Sox	85-77	.525	2nd	AL Mgr. of Year finalist
2013	White Sox	63-99	.386	5th	
2014	White Sox	73-89	.451	4th	10-game improvement
2015	White Sox	76-86	.469	4th	
<b>TOTALS</b>		<b>297-351</b>	<b>.458</b>		





# DARYL BOSTON

8

## FIRST BASE COACH

**Given Name:** Daryl Lamont Boston

**Bats:** Left

**Throws:** Left

**Height:** 6-4

**Weight:** 240

**Opening Day Age:** 53 (January 4, 1963)

**Birthplace/Residence:** Cincinnati, Ohio/Lithonia, Ga.

**First Pro Contract:** Chicago White Sox, selected in the first round (seventh overall), 1981 free agent draft.

**Sox Acquisition:** Hired as Advanced Rookie Bristol hitting coach, January 22, 1998.

### COACHING HIGHLIGHTS

- Begins his fourth season as the White Sox first base coach and 19th as a coach in the organization ... spent the 1998-2012 seasons in the player development system, including the last 12 as the minor-league outfield instructor.
- Served as hitting coach at Advanced Rookie Bristol (1998) and Class A Burlington (1999), helping each team win its respective league title, and Class A Winston-Salem in 2000.
- Spent the 1996 season as a player/coach with Regina in the independent Prairie League.

### PLAYING CAREER

- Played 11 seasons in the major leagues with the White Sox (1984-90), Mets (1990-92), Colorado (1993) and Yankees (1994) ... batted .249 (655-2,629) with 83 home runs, 278 RBI and 98 stolen bases in 1,058 games.
- His best season came in 1990 when he hit .272 (100-367) with 12 home runs, 45 RBI and 19 stolen bases in 120 games with the White Sox and Mets.
- Played 115 of his 120 games that season with New York-NL ... hit a career-high 15 home runs with the White Sox in 1988 ... played for the expansion Rockies in 1993, hitting .261 (76-291) with 14 homers and 40 RBI.
- Made his major-league debut on 5/13/84 vs. Texas, singling off Charlie Hough in his first at-bat ... was selected by the Sox in the first round (seventh overall) of the 1981 draft.

### MISCELLANEOUS/PERSONAL

- Married Sherrilyn ... has one child: Dash ... graduated in 1981 from Woodward High School in Cincinnati, Ohio ... father, Henry, managed the semipro Cincinnati Tigers baseball team, which featured future major-leaguer Dave Parker.

### COACHING CAREER

Year	Position	Club	Org.
1998	Hitting Coach	Advanced Rookie Bristol	White Sox
1999	Hitting Coach	Class A Burlington	White Sox
1999	Hitting Coach	Class A Winston-Salem	White Sox
2001-12	Outfield Instructor	Minor Leagues	White Sox
2013-	First Base Coach	Chicago White Sox	White Sox



FRONT OFFICE

FIELD STAFF

PLAYERS

OPPONENTS

2015 REVIEW

HISTORY

RECORDS

MINOR LEAGUES

MEDIA/MISC.



# DON COOPER

# 99

## PITCHING COACH

**Given Name:** Donald James Cooper

**Bats:** Right      **Throws:** Right

**Height:** 6-1      **Weight:** 220

**Opening Day Age:** 59 (January 15, 1956)

**Birthplace/Residence:** New York, N.Y./Nashville, Tenn.

**First Pro Contract:** New York Yankees, selected in the 17th round, 1978 free agent draft.

**Sox Acquisition:** Hired as Class A South Bend pitching coach, October 11, 1987.

### 2015 SEASON

■ The White Sox led the American League and ranked third in the major leagues with 98 quality starts, their highest total since 2003 (also 98) ... the 1971 Sox (101) were the last with more than 98 quality starts ... the White Sox recorded a franchise-record 1,362 strikeouts.

■ LHP Chris Sale struck out a franchise-record 274 batters, breaking Hall-of-Famer Ed Walsh's record of 269 set in 1908 ... Sale became the first pitcher since Hall-of-Famer Pedro Martinez in 2002 to lead the American League in both strikeouts and strikeout-to-walk ratio.

■ Sale struck out 10-plus batters in eight straight starts from 5/23-6/30, tied with Martinez (8/19-9/27/99 with Boston) for the longest streak in major-league history (Elias) ... he fanned 12-plus batters in five straight starts from 5/28-6/19, joining Martinez and Hall-of-Famer Randy Johnson as the only pitchers to accomplish that feat.

■ LHP Jose Quintana recorded 30 starts and 200.0 IP for the third straight season, the first Sox pitcher to accomplish that feat since Mark Buehrle (2001-11) and Javier Vazquez (2006-08).

■ LHP Carlos Rodon ranked second among AL rookies in wins (nine), IP (139.1), strikeouts (139) and strikeouts per 9.0 IP (8.98) and ranked third in ERA (3.75) ... Rodon went 5-2 with a 1.81 ERA (11 ER/54.2 IP) over his last eight starts.

### COACHING HIGHLIGHTS

■ Has spent 28 seasons in the White Sox organization and 13 full seasons as pitching coach ... was named pitching coach on 7/22/02 after serving as the organization's minor-league pitching coordinator from 1997-2002.

■ Since his appointment, the White Sox have posted a 4.21 ERA (9,056 ER/19,373.1 IP) ... the Sox have made 1,157 quality starts since 2003, the second-highest total in the major leagues behind the Mets (1,163).

■ Chris Sale has made four consecutive All-Star teams, Mark Buehrle threw a no-hitter on 4/18/07 and a perfect game on 7/23/09, and Philip Humber threw a perfect game on 4/21/12.

### 2014 SEASON

■ The White Sox ranked fourth in the AL with 89 quality starts ... the Sox used 25 pitchers during the season (11 rookies).

■ Sale ranked second in the AL with a 2.17 ERA, falling .03 short of becoming the first Sox pitcher to lead the league in that category since Joel Horlen in 1967 ... the 2.17 ERA was the lowest by a Sox pitcher since Wilbur Wood (1.91) in 1971 and the lowest by an AL lefty since Ron Guidry (1.74) in 1978.

■ Quintana (25) posted a 3.32 ERA, struck out 178 batters and threw 200.0 IP for the second straight season.

■ Rookie Jake Petricka led the Sox with 14 saves and 67 appearances, while rookie Zach Putnam topped the staff with 16 holds ... Hector Noesi, claimed off waivers on 4/25, lowered his ERA from 14.21 to 4.75 after joining the White Sox.

### MOST QUALITY STARTS SINCE 2003

Club	QS	Club	QS
New York-NL	1,163	White Sox	98
White Sox	1,157	Houston	94
Los Angeles-NL	1,150	Cleveland	91
St. Louis	1,138	Los Angeles-AL	88
Los Angeles-AL	1,136	Seattle	88

### MOST AL QUALITY STARTS IN 2015

### 2013 SEASON

■ The White Sox ranked fifth in the AL with 90 quality starts and posted a 3.98 ERA, their lowest mark since 2005 (3.61) ... the season-ending starting rotation featured five pitchers who were 25 years old or under.

■ Sale (6.9) and Quintana (5.4) combined to record a 12.3 WAR, the second-highest total by a duo in the major leagues behind Detroit's Max Scherzer and Anibal Sanchez (13.0).

■ Sale (214.1 IP) and Quintana (200.0) became the first lefty pitchers in White Sox history under the age of 25 to each throw at least 200.0 IP in the same season.

■ Prior to Sale and Quintana, the last Sox duo under 25 to record 200.0 IP or more in the same year was Alex Fernandez (247.1) and Wilson Alvarez (207.2) in 1993.

■ Addison Reed became the fourth pitcher (fifth time) in Sox history to record 40 or more saves and the youngest to accomplish the feat.

■ Was acting manager on 6/6 vs. Oakland while Robin Ventura attended a family graduation ceremony (Sox lost, 5-4).

### 2012 SEASON

■ The Sox tied for sixth in the AL with 86 quality starts, five off the league lead.

■ Sale, in his first professional season as a starter, went 17-8 with a 3.05 ERA and 192 strikeouts ... Jake Peavy (194) and Sale ranked eighth and ninth in the AL in strikeouts.

■ The Sox used 10 rookie pitchers, including a major-league record eight during a 14-inning victory on 7/13 at Kansas City ... rookie Nate Jones led AL relievers with eight victories, and rookie Addison Reed tied for seventh in the AL with 29 saves.

■ Philip Humber threw the 21st perfect game in major-league history on 4/21 at Seattle.

### 2011 SEASON

■ Managed the final two games after Ozzie Guillen was released from his contract, splitting two games vs. Toronto.

■ The Sox ranked second in the AL with a then franchise-record 1,220 strikeouts ... the pen averaged 9.83 strikeouts per 9.0 IP, the second-highest mark in major-league history behind the 2010 Atlanta Braves (10.06).

■ Mark Buehrle recorded 10 wins, 200.0 IP and 30 starts for a franchise-record 11th consecutive season.

## 2010 SEASON

- The White Sox ranked third in the AL with 94 quality starts ... John Danks (15), Mark Buehrle (13), Freddy Garcia (12) and Gavin Floyd (10) all won 10 or more games.

## 2009 SEASON

- The Sox led the AL for the second straight season with 86 quality starts and ranked second with a 4.14 ERA ... the starters tied Tampa Bay for the AL lead with 970.0 IP.
- Buehrle threw the 18th perfect game in major-league history on 7/23 vs. Tampa Bay ... he also set a major-league record by retiring 45 consecutive batters over three starts from 7/18-28, breaking the record of 41 shared by teammate Bobby Jenks.

## 2008 SEASON

- White Sox pitchers led the AL with 93 quality starts ... four members of the starting rotation recorded 10 or more victories ... Jenks became the first Sox pitcher to collect at least 30 saves in three consecutive seasons.

## 2007 SEASON

- White Sox starters ranked second in the AL with 1,016.0 IP and fourth with 88 quality starts.
- Jenks became the first pitcher in Sox history to record 40 or more saves in back-to-back seasons and tied the major-league record by retiring 41 consecutive batters from 7/17-8/12.

## 2006 SEASON

- Was a member of the 2006 AL All-Star coaching staff ... Sox starting pitchers led the major leagues in IP for the second straight season, throwing 1,042.0.
- Freddy Garcia (216.2), Jon Garland (211.1), Buehrle (204.0) and Javier Vazquez (202.2) all threw 200-plus IP, the second consecutive season the Sox featured four starters with 200.0 or more and 13th time in franchise history.
- The White Sox recorded 11 shutouts, their highest total since 1993 ... Jose Contreras posted a franchise-record, 17-game winning streak from 8/21/05-7/9/06 ... Buehrle, Contreras and Jenks were named to the AL All-Star Team.

## 2005 SEASON

- The Sox ranked second in the AL with a 3.61 ERA, the club's lowest figure since 1990 (3.61) and third-lowest since 1972 ... White Sox starters led the AL with 1,074.0 IP.
- Garland (18-10), Buehrle (16-8), Contreras (15-7) and Garcia (14-8) all won 14 or more games ... Buehrle and Garland were named to the AL All-Star Team ... Buehrle was the starting and winning pitcher for the AL, throwing 2.0 scoreless IP.
- Garland (April), Buehrle (June) and Contreras (September) all garnered AL Pitcher of the Month honors, marking the first time since the 1991 Minnesota Twins that three members of the same staff have been honored in one season.
- During the 11-1 run that culminated in the Sox first World Championship since 1917, the pitching staff compiled a 2.55 ERA (32 ER/113.0 IP) while limiting Boston, Los Angeles and Houston to a combined .202 (81-401) average.
- Buehrle, Garland, Garcia and Contreras recorded four straight complete-game victories to conclude the ALCS vs. the Angels ... the Sox became the first club to accomplish that feat in one postseason since the 1928 Yankees vs. St. Louis.
- White Sox pitchers limited Los Angeles to a .175 average, the lowest mark in a LCS since 1984 when Kansas City hit .170 vs. Detroit.

## 2004 SEASON

- The White Sox starting rotation ranked second in the AL with 1,008.0 IP ... Buehrle led the AL with 245.1 IP, while Garland (career-high 217.0) and Garcia (210.0 combined) also reached the 200.0 IP-mark.

## 2003 SEASON

- The Sox led the AL with 98 quality starts and ranked third with 12 complete games ... the 98 quality starts was their highest figure since 1974, and the 12 complete games were the most by a Sox team since 1995.
- Esteban Loaiza, a non-roster invitee to spring training, went 21-9 with a 2.90 ERA and league-best 207 strikeouts to finish second in the AL Cy Young Award voting.

## 2002 SEASON

- White Sox went 35-27 with a 4.12 ERA (250 ER/546.2 IP) after his appointment on 7/22.

## PREVIOUS EXPERIENCE

- Spent 15 seasons (1988-2002) in various coaching capacities in the White Sox minor-league system, including six (1997-2002) as the organization's pitching coordinator.
- Was named the organization's 2000 Charles W. Lubin Award winner for player development ... was manager/pitching coach for the Caribes de Oriente in the Venezuelan Winter League from 1991-94.

## PLAYING CAREER

- Pitched for Minnesota (1981-82), Toronto (1983) and the New York Yankees (1985) over four major-league seasons, going 1-6 with a 5.27 ERA in 44 games ... earned his only major-league victory vs. the Yankees on 9/2/82.
- Went 65-47 with a 3.46 ERA (295 ER/768.1 IP) and 588 strikeouts in 289 minor-league games (60 starts) ... recorded seven complete games (one shutout) and 64 saves.
- Was named International League All-Star relief pitcher at Class AAA Syracuse in 1983 ... led the IL with 125 strikeouts at Class AAA Toledo in 1982 ... threw a no-hitter for Class A Fort Lauderdale on 8/7/78 vs. Fort Myers.

## COMMUNITY INVOLVEMENT

- Participated in White Sox Volunteer Corps events at Tilden High School in 2014, Park Manor Elementary School in 2013 and the Greater Chicago Food Depository in 2012.

## MISCELLANEOUS/PERSONAL


- Married Ruby ... has three children: Jaime, Luke and Kate.
- Attended New York Institute of Technology in Old Westbury, N.Y., where he was named East Coast Athletic Conference Player of the Year in 1978.
- Received an honorary doctoral degree in humane letters from the school on 5/21/06 ... addressed the graduating class of N.Y.I.T. live via satellite prior to the Sox game vs. the Cubs.
- During the past several offseasons, has conducted numerous pitching clinics in the Chicagoland area, including at the Bulls-Sox Academy in Lisle, Ill.

## MANAGERIAL RECORD

Year	Club	W-L	Pct.	Pos.	Notes
2011	White Sox	1-1	.500	N/A	Replaced O. Guillen on 9/27

## COACHING CAREER

Year	Position	Club	Org.
1988	Pitching Coach	Class A South Bend	White Sox
1989-91	Pitching Coach	Class A Sarasota	White Sox
1992	Pitching Coach	Class AA Birmingham	White Sox
1993-94	Pitching Coordinator	Minor Leagues	White Sox
1995	Pitching Coach	Class AAA Nashville	White Sox
1995	Pitching Coach	White Sox	White Sox
1995	Roving Instructor	Minor Leagues	White Sox
1996	Pitching Coach	Class AAA Nashville	White Sox
1997-2002	Pitching Coordinator	Minor Leagues	White Sox
2002-	Pitching Coach	White Sox	White Sox



# JOE MCEWING

# 47

## THIRD BASE COACH

**Given Name:** Joseph Earl McEwing

**Bats:** Right **Throws:** Right

**Height:** 5-11 **Weight:** 175

**Opening Day Age:** 43 (October 19, 1972)

**Birthplace/Residence:** Bristol, Pa./Yardley, Pa.

**First Pro Contract:** St. Louis Cardinals, selected in the 28th round, 1992 free agent draft.

**Sox Acquisition:** Hired as Class AAA Charlotte hitting coach, November 1, 2007.

### MANAGERIAL/COACHING HIGHLIGHTS

- Begins his ninth season in the White Sox organization and his fifth as third base coach.
- Managed three seasons in the Sox minor-league system, compiling a .531 (223-197) winning percentage ... worked at Class AAA Charlotte in 2011 and Class A Winston-Salem in 2009-10 ... was named Carolina League Manager of the Year in both of his seasons at Winston-Salem, guiding the Dash to a pair of postseason berths.
- Also managed the Mesa Solar Sox in the 2011 Arizona Fall League ... served as hitting coach at Charlotte in 2008.

### PLAYING CAREER

- Played professionally for 16 seasons, including nine in the major leagues with St. Louis (1998-99), New York-NL (2000-04), Kansas City (2005) and Houston (2006).
- Hit .251 (443-1,767) with 25 home runs and 158 RBI in 754 major-league games.
- Finished sixth in the National League Rookie of the Year balloting in 1999, batting .275 with 28 doubles, nine home runs and 44 RBI in 152 games with the Cardinals.
- Appeared in 11 games with the Mets during the 2000 post-season as the club reached the World Series ... hit .283 (80-283) with eight homers and 30 RBI with the Mets in 2001.
- Was a teammate of White Sox manager Robin Ventura with New York in 2000-01.

### MISCELLANEOUS/PERSONAL

- Has three children: Joseph, Grace and Ashlyn.
- Was inducted into the Irish American Baseball Hall of Fame in New York City on 5/7/13, along with former major-leaguer Rusty Staub, former Dodgers owner Peter O'Malley, Hall of Fame baseball writer Bill Madden and sportswriter Dan Shaughnessy.
- Attended County College of Morris in Randolph, N.J. and was inducted into the school's Hall of Fame in 2001 ... is a 1990 graduate of Bishop Egan High School in Fairless Hills, Pa.
- Participated in Baseball 101 with then Kansas City Royals manager Buddy Bell in 2005, which raised \$20,000 for the Down's Syndrome Guild of Greater Kansas City.

### MANAGERIAL RECORD

Year	Club	W-L	Pct.	Pos.	Notes
2009	Winston-Salem	73-65	.529	1st/1st	CL Manager of Year
2010	Winston-Salem	81-58	.583	1st/1st	CL Manager of Year
2011	Charlotte	69-74	.483	3rd	


**MINOR TOTALS** 223-197 .531

### COACHING CAREER

Year	Position	Club	Org.
2008	Hitting Coach	Class AAA Charlotte	White Sox
2012-	Third Base Coach	White Sox	White Sox







# RICK RENTERIA

17

## BENCH COACH

**Given Name:** Richard Aviña Renteria  
**Bats:** Right      **Throws:** Right  
**Height:** 5-9      **Weight:** 190  
**Opening Day Age:** 54 (December 25, 1961)  
**Birthplace/Residence:** Harbor City, Calif./Temecula, Calif.  
**First Pro Contract:** Pittsburgh Pirates, selected in the first round (20th overall), 1980 free agent draft.  
**Sox Acquisition:** Hired as bench coach, November 10, 2015.

### MANAGERIAL/COACHING HIGHLIGHTS

- Begins his first season with the White Sox organization as bench coach ... brings nine seasons of managerial experience and seven as a coach to the position.
- Was named the 53rd manager in Chicago Cubs history on 11/7/13 and guided the Cubs to a 73-89 record in 2014.
- Spent six seasons on the San Diego Padres coaching staff, serving as bench coach from 2011-13 and first base coach from 2008-10 ... also managed Team Mexico in the 2013 World Baseball Classic.
- Managed in the minor leagues for eight seasons, including four each in the Padres (2004-07) and Marlins (1998-2001) organizations, compiling a 539-583 (.480) record.
- Was named Midwest League Manager of the Year in 1999 after guiding Class A Kane County to a 78-59 record and a playoff berth ... managed Class A Lake Elsinore to the California League playoffs in 2006.
- Began his coaching career in 1998 as manager at Class A Brevard County.

### PLAYING CAREER

- Played professionally for 15 seasons (1980-94) ... appeared in 184 games over parts of five major-league seasons with Pittsburgh (1986), Seattle (1987-88) and Florida (1993-94), batting .237 (100-422) with four home runs and 41 RBI.
- Made his major-league debut on 9/14/86 vs. the Cubs ... collected the first pinch-hit in Marlins history on 4/14/93 at San Francisco (off Dave Righetti) ... hit his first major-league homer on 6/1-2/93 vs. San Francisco (off Bud Black).
- Batted .287 (937-3,260) with 167 doubles, 32 triples, 37 home runs, 397 RBI, 459 runs scored and 69 stolen bases over 857 minor-league games.
- Also played in the Mexican League in 1985, 1991-92 and 1996 ... was named Player of the Year for Charros de Jalisco in 1991 after leading the league with a .442 average.
- Was selected by Pittsburgh in the first round (20th overall) of the 1980 draft.

### MISCELLANEOUS/PERSONAL

- Married Ilene ... has four children: Joseph, Michael, Anthony and Alexandria.
- Graduated in 1980 from South Gate (Calif.) High School.

### MANAGERIAL RECORD

Year	Club	W-L	Pct.	Pos.	Notes
1998	Brevard County	43-97	.307	6th/6th	
1999	Kane County	78-59	.569	1st	Made MWL playoffs
2000	Portland	71-70	.504	4th	
2001	Portland	77-65	.542	3rd	
2004	Lake Elsinore	68-72	.486	4th	
2005	Lake Elsinore	70-68	.503	3rd	
2006	Lake Elsinore	74-66	.529	1st	Made CL playoffs
2007	Portland	58-86	.403	4th	
2014	CHICAGO-NL	73-89	.451	5th	

<b>MINOR TOTALS</b>	<b>223-197</b>	<b>.531</b>			
<b>MLB TOTALS</b>	<b>73-89</b>	<b>.451</b>			

### COACHING CAREER

Year	Position	Club	Org.
2002	Hitting Coach	Minor Leagues	Padres
2008-10	First Base Coach	San Diego	Padres
2011-13	Bench Coach	San Diego	Padres

## Three Of A Kind

The 2008 White Sox became the first team in major-league history to win each of its final three games of the regular season, all against a different opponent. Starting pitchers Mark Buehrle (1 ER/7.0 IP), Gavin Floyd (1 ER/6.0 IP) and John Danks (8.0 scoreless IP), all working on three days rest, combined to allow two runs on 16 hits over 21.0 IP (0.86 ERA) as the Sox rallied to win the American League Central.

Date	Opponent	Result	Winning Pitcher	Losing Pitcher	Notes
9/28/08	vs. Cleveland	W, 5-1	Mark Buehrle	Bryan Bullington	Buehrle induced 4 GDP
9/29/08	vs. Detroit	W, 8-2	Gavin Floyd	Armando Galarraga	Alexei Ramirez hit 4th GS
9/30/08	vs. Minnesota	W, 1-0	John Danks	Nick Blackburn	Jim Thome hit 461-foot HR



# GREG SPARKS

# 46

## ASSISTANT HITTING COACH

**Given Name:** Joseph Gregory Sparks

**Bats:** Left      **Throws:** Left

**Height:** 6-0      **Weight:** 200

**Opening Day Age:** 52 (March 31, 1964)

**Birthplace/Residence:** Chandler, Ariz./Phoenix, Ariz.

**First Pro Contract:** San Diego Padres, selected in the fifth round, 1984 free agent draft.

**Sox Acquisition:** Hired as assistant hitting coach, November 10, 2015.

### MANAGERIAL/COACHING HIGHLIGHTS

■ Begins his first season in the White Sox organization as assistant hitting coach to Todd Steverson.

■ Spent the previous 19 seasons (1997-2015) in the Oakland Athletics organization ... served as the Athletics minor-league hitting coordinator in 2015 and from 2004-11 ... also worked as the hitting coach with Class AAA Sacramento from 2012-14 and Mesa in the Arizona Fall League in 2014.

■ During his time in the Athletics organization, worked with major-leaguers Daric Barton, Chris Carter, Josh Donaldson, Brandon Moss, Derek Norris, Kurt Suzuki and Stephen Vogt.

■ After joining Sacramento as hitting coach in 2012, Sparks was replaced as Oakland's minor-league hitting coordinator by current White Sox hitting coach Todd Steverson.

■ Compiled a 359-352 record (.505) in six seasons as a minor-league manager from 1998-03 ... was named Northwest League co-Manager of the Year in 1999 with Class A Southern Oregon ... led Class AA Modesto to a 78-62 record in 2002 and a berth in the Texas League playoffs.

### PLAYING CAREER

■ Appeared in 1,270 career minor-league games over 12 seasons with nine different organizations, batting .241 (1,010-4,183) with 120 home runs and 630 RBI.

■ Recorded a career-best 27 home runs and 77 RBI over two stops in 1992 ... was selected by San Diego in the fifth round of the 1984 draft out of Mesa (Ariz.) Community College.

### MISCELLANEOUS/PERSONAL

■ Married Jennifer ... has one daughter: Kodie.

■ His father, Joe, was the White Sox first base coach in 1979, managed in their minor-league system from 1970-75 and '77-79 and spent five seasons (1966-69, '73) as a player in the Sox minor-league system.

■ Was a batboy for the Sox during the 1979 season, including Disco Demolition Night on 7/12/79.

### MANAGERIAL RECORD

Year	Club	W-L	Pct.	Pos.	Notes
1998	Southern Oregon	43-33	.566	2nd	
1999	Southern Oregon	38-38	.500	2nd	Co-Manager of Year
2000	Modesto	76-64	.543	2nd	Lost in CL playoffs
2001	Modesto	55-85	.393	5th	
2002	Modesto	78-62	.557	2nd	Lost in TL playoffs
2003	Midland	69-70	.496	2nd	

**MINOR TOTALS**      **359-352**      **.501**

### COACHING CAREER

Year	Position	Club	Org.
1997	Hitting Coach	Class A Visalia	Athletics
2004-11	Hitting Coordinator	Minor Leagues	Athletics
2012-14	Hitting Coach	Class AAA Sacramento	Athletics
2015	Hitting Coordinator	Minor Leagues	Athletics





# TODD STEVERSON

# 39

## HITTING COACH

**Given Name:** Todd Anthony Steverson  
**Bats:** Right      **Throws:** Right  
**Height:** 6-2      **Weight:** 240  
**Opening Day Age:** 44 (November 15, 1971)  
**Birthplace/Residence:** Los Angeles, Calif./Phoenix, Ariz.  
**First Pro Contract:** Toronto Blue Jays, selected in the first round (25th overall), 1992 free agent draft.  
**Sox Acquisition:** Hired as hitting coach, October 31, 2013.

### 2015 SEASON

- Completed his second season as White Sox hitting coach.
- Jose Abreu joined Albert Pujols as the only players in major-league history to record 30 home runs and 100 RBI in each of their first two seasons.
- Abreu also became the third player in major-league history (first AL) to hit 30-plus homers in each of his first two seasons, joining Pujols and Ryan Braun (2007-08).
- Adam Eaton fell two runs scored short of becoming the first Sox player to record 100 in a season since Jim Thome (108) and Jermaine Dye (103) in 2006.

### 2014 SEASON

- In his first season as hitting coach, the White Sox improved from .249/.302/.378 in 2013 to .253/.310/.398 ... they also improved their output in runs scored (598 to 660), runs per game (3.69 to 4.07), doubles (237 to 279) and OPS (.680 to .708).
- Abreu was named American League Rookie of the Year by the BBWAA and *Sporting News* after hitting .317 with 36 home runs, 107 RBI, a .383 on-base and .581 slugging percentage.
- Abreu became the first rookie in major-league history to rank among the Top 5 of his league in all three Triple Crown categories ... his 36 home runs set a franchise rookie record, breaking the mark of 35 set by Ron Kittle in 1983, and are the sixth-most in major-league history by a rookie.
- Abreu joined Hal Trosky (1934), Ted Williams (1939) and Albert Pujols (2001) as the only rookies in history to record 30 doubles, 30 homers and 100 RBI in a season ... he also joined Dick Allen (1974) as the only players in White Sox history to lead the majors in slugging percentage.
- Eaton ranked among the AL leaders in triples (T1st, 10), average (10th, .300) and on-base percentage (12th, .362) in his first full major-league season.

### MANAGERIAL/COACHING HIGHLIGHTS

- Was hired as the White Sox hitting coach on 10/31/13 ... spent the previous 10 seasons (2004-13) in the Oakland organization, including 2012-13 as the organization's minor-league hitting instructor and 2009-10 as the A's first base coach.
- Managed in the Oakland system from 2005-08, compiling a 297-264 record (.529) with Class A Stockton (2005-06), Class AA Midland (2007) and Class AAA Sacramento (2008).
- Led Sacramento to an 83-61 record in 2008, winning the Class AAA and Pacific Coast League championships ... guided Stockton to a 78-62 mark and a postseason berth in 2005.
- Began his coaching career as a hitting coach in the St. Louis Cardinals organization from 1999-2003.

### PLAYING CAREER

- Played professionally for seven seasons (1992-98) ... appeared in 31 games with Detroit (1995) and San Diego (1996), hitting .256 (11-43) with two home runs and six RBI.
- Hit both of his home runs in back-to-back games on 6/10-11/95 at Minnesota, including a solo shot off Eddie Guardado.
- Batted .241 (397-1,920) with 49 home runs and 203 RBI over seven minor-league seasons ... was selected by Toronto in the first round (25th pick) in 1992 out of Arizona State.

### MISCELLANEOUS/PERSONAL

- Married Theresa ... has two children: Joya and Jaryn.
- Is the cousin of former American League All-Star outfielder Ron LeFlore, who played for the White Sox in 1981-82.
- Attended Arizona State from 1990-92, where he was teammates with outfielder Mike Kelly, the second overall pick in the 1991 draft, and pitcher Sean Lowe, the 15th selection in 1992.
- Graduated in 1989 from Culver City (Calif.) High School, the same school that produced former major-leaguer and current White Sox radio analyst Darrin Jackson.

### MANAGERIAL RECORD

Year	Club	W-L	Pct.	Pos.	Notes
2005	Stockton	78-62	.557	3rd/1st	Made CL playoffs
2006	Stockton	69-71	.493	3rd	
2007	Midland	67-70	.489	2nd/4th	
2008	Sacramento	83-61	.576	1st	Triple-A Champs

#### MINOR TOTALS

**297-264 .529**

### COACHING CAREER

Year	Position	Club	Org.
1999	Hitting Coach	Class A Potomac	Cardinals
2000	Hitting Coach	Class A Peoria	Cardinals
2001-02	Hitting Coach	Class A Potomac	Cardinals
2003	Hitting Coach	Class A Palm Beach	Cardinals
2009-10	First Base Coach	Oakland	Athletics
2011	Hitting Coach	Class AAA Sacramento	Athletics
2012-13	Hitting Instructor	Minor Leagues	Athletics
2014-	Hitting Coach	Chicago White Sox	White Sox



# BOBBY THIGPEN

# 37

## BULLPEN COACH

**Given Name:** Robert Thomas Thigpen  
**Bats:** Right      **Throws:** Right  
**Height:** 6-4      **Weight:** 240  
**Opening Day Age:** 52 (July 17, 1963)  
**Birthplace/Residence:** Tallahassee, Fla./St. Petersburg, Fla.  
**First Pro Contract:** Chicago White Sox, selected in the fourth round, 1985 free agent draft.  
**Sox Acquisition:** Hired as Advanced Rookie Bristol manager, May 31, 2007.

### MANAGERIAL/COACHING HIGHLIGHTS

- Begins his 10th season with the White Sox organization and his fourth as bullpen coach.
- Chicago's 2015 bullpen recorded a 3.67 ERA, its lowest mark since 2005 (3.23) and a 0.69 improvement from 2014.
- Spent the 2007-12 seasons in the Sox player development system ... served as pitching coach at Class AA Birmingham in 2012 and Class A Winston-Salem from 2009-11 ... managed Advanced Rookie Bristol from 2007-08.

### PLAYING CAREER

- Went 31-26 with a 3.43 ERA (217 ER/568.2 IP) and 201 saves in 448 relief appearances with the White Sox (1986-93), Philadelphia (1993) and Seattle (1994).
- Is the White Sox all-time leader with 201 saves and ranks seventh with 424 appearances ... recorded 30-plus saves in four straight seasons from 1988-91.
- Finished fourth in the American League Cy Young award voting and fifth in the Most Valuable Player voting in 1990 after posting a 1.83 ERA (18 ER/88.2 IP) with 57 saves as the Sox improved from 69-92 to 94-68.
- His 57 saves were a major-league record that stood for 18 years until Francisco Rodriguez recorded 62 in 2008 ... was named to the All-Star Team that season, throwing 1.0 scoreless IP in a 2-0 AL victory at Wrigley Field.
- Led the AL in games finished in 1988 (59) and 1990 (73) ... appeared in two games for the Phillies in the 1993 ALCS vs. Atlanta, allowing one run in 1.2 IP ... threw 2.2 scoreless IP in two games vs. Toronto in the World Series.
- Was selected by the White Sox in the fourth round of the 1985 draft out of Mississippi State.

### MLB SINGLE-SEASON SAVES LEADERS

Pitcher, Club	Year	SV
Francisco Rodriguez, LAA	2008	62
<b>Bobby Thigpen, SOX</b>	<b>1990</b>	<b>57</b>
Eric Gagne, LAD	2003	55
John Smoltz, ATL	2002	55
Trevor Hoffman, SD	1998	53
Randy Myers, CUBS	1993	53
Mariano Rivera, NYY	2004	53
Eric Gagne, LAD	2002	52
Four pitchers tied		51

### MISCELLANEOUS/PERSONAL


- Married Keri ... has two children: Robert and Rachel.
- Attended Mississippi State University, helping the Bulldogs reach the College World Series in 1985 ... was a college teammate of Jeff Brantley, Will Clark and Rafael Palmeiro.

### MANAGERIAL RECORD


Year	Club	W-L	Pct.	Pos.	Notes
2007	Advanced Rookie Bristol	25-43	.368	4th	
2008	Advanced Rookie Bristol	34-30	.531	3rd	
<b>MINOR TOTALS</b>		<b>59-73</b>	<b>.447</b>		

### COACHING CAREER

Year	Position	Club	Organization
2009-11	Pitching Coach	Class A Winston-Salem	White Sox
2012	Pitching Coach	Class AA Birmingham	White Sox
2013-	Bullpen Coach	Chicago White Sox	White Sox







# MARK SALAS

# 59

## BULLPEN CATCHER

**Given Name:** Mark Bruce Salas

**Bats:** Left      **Throws:** Right

**Height:** 6-0      **Weight:** 220

**Opening Day Age:** 55 (March 8, 1961)

**Birthplace/Residence:** Montebello, Calif./Ruskin, Fla.

**First Pro Contract:** St. Louis Cardinals, selected in the 18th round, 1979 free agent draft.

**Sox Acquisition:** Hired as bullpen catcher, November 1, 2006.

### COACHING HIGHLIGHTS

- Begins the 10th season of his second stint as the White Sox bullpen catcher ... also held the position for five seasons from 1995-99.
- Worked as a scout for the White Sox in 2000-01, covering Southern California ... served as a hitting coach at three levels in the White Sox minor-league system from 1992-94.
- Operated a batting cage business from 2002-05.

### PLAYING CAREER


- Hit .247 (319-1,292) with 38 home runs and 143 RBI in 509 games over eight major-league seasons with St. Louis (1984), Minnesota (1985-87), the Yankees (1987), White Sox (1988), Cleveland (1989) and Detroit (1990-91).
- Doubled in his first major-league at-bat with the Cardinals on 6/9/84 at Montreal ... was named the Topps All-Rookie Catcher in 1985 after hitting .300 with nine homers and 41 RBI with the Twins ... was traded to the Yankees for Joe Niekro on 7/6/87.
- Was traded by the Yankees with Dan Pasqua and Steve Rosenberg to the White Sox on 11/13/87 in return for Richard Dotson and Scott Nielsen.

### MISCELLANEOUS/PERSONAL

- Married Rose ... has four children: Mark, Ashley, Nicole and Rico.
- Graduated in 1979 from Nogales High School in La Puente, Calif., where he was an All-America linebacker in football.
- His brother, Bobby, was a pitcher in the Oakland A's organization ... is one of five players in major-league history with a palindrome as his last name.

### COACHING CAREER

Year	Position	Club	Organization
1992	Hitting Coach	Adv. Rookie Ulica	White Sox
1993	Hitting Coach	Class A Hickory	White Sox
1994	Hitting Coach	Rookie Sarasota	White Sox
1995-99	Bullpen Catcher	Chicago White Sox	White Sox
2007-	Bullpen Catcher	Chicago White Sox	White Sox



Bobby Thigpen saved a then major-league record 57 games for the White Sox in 1990.

FRONT OFFICE

FIELD STAFF

PLAYERS

OPPONENTS

2015 REVIEW

HISTORY

RECORDS

MINOR LEAGUES

MEDIA/MISC.



# HERM SCHNEIDER

## HEAD ATHLETIC TRAINER

**Given Name:** Herman Jack Schneider

**Opening Day Age:** 64 (April 4, 1952)

**Birthplace/Residence:** Amsterdam, Netherlands/Naperville, Ill.

**Sox Acquisition:** Hired as head athletic trainer prior to 1979 season.

### PROFESSIONAL CAREER

■ Is in his 38th season as White Sox head athletic trainer and 40th in Major League Baseball ... is the longest tenured trainer in the major leagues ... will serve as the head trainer for the American League at the 2016 All-Star Game in San Diego.

■ Over the last 14 seasons, the White Sox have used the disabled list just 135 times for a total of 5,950 days, both the fewest totals in the major leagues ... Sox players missed 416 days in 2015, the fewest in the AL and second-fewest in the majors behind Milwaukee (411).

■ From 2002-15, the Sox have led the AL in fewest days missed eight times, ranked second three times and third once ... that continues a trend that began in 1991 in which the Sox have been one of the healthiest teams in baseball.

■ From 1991-2000, the Sox used the disabled list an average of 359 days per season, second-fewest in baseball behind Minnesota (330) ... during the current 25-year period, the exception was in 2001 when the Sox missed 1,197 games due to injury.

■ Was named "Trainer of the Year" at the Pitch & Hit Club of Chicago's Awards Banquet in 2009 ... co-authored a 2007 article in the American Journal of Orthopedics on the evaluation of elbow and shoulder problems in professional baseball pitchers.

■ Was on the faculty of Northwestern University's Institute for Medicine and Sports Law conference in 2007 ... served in 2008 on the faculty of the University of South Florida Sports Medicine conference, working behind the scenes as a Team Physician.

■ He and his staff received the 2006 Dick Martin Award for Medical Staff of the Year by *Baseball Prospectus* ... was honored by the Illinois Athletic Trainers Association for his work during the 2005 season and by the Pitch & Hit Club of Chicago in January 2005 with the Bo Jackson Courage Award.

■ In September 2004, was presented by Mayor Richard M. Daley with the City of Chicago's Appreciation for outstanding service provided to the White Sox organization.

■ Served as Head Trainer for the AL at the 2003 All-Star Game at U.S. Cellular Field ... was an AL trainer for All-Star games in 1991 at Toronto and 1983 at Comiskey Park and was an assistant for the 1977 Midsummer Classic at Yankee Stadium.

■ Schneider and former assistant Mark Anderson were named the 1996 Major League Athletic Training Staff of the Year.

■ His 25 years of membership were cited by the National Athletic Trainers' Association in 1998 ... received the Major League Service award from PBATS in 1978 and the Marv Samuel Award from the Chicago Baseball Cancer Charities in 1992 ... was honored in 1984 with the White Sox Nick "The Fox" Roberts and John "Johnny Mack" McNamara Memorial Awards.

■ Supervised the major rehabilitation programs for Bo Jackson, Ozzie Guillen, Robin Ventura and Jake Peavy.

■ Participated in MLB International's European Clinic Tour of the Netherlands and Great Britain in January 1995 ... was trainer for the 1988 major-league All-Star Team on tour in Japan.

■ Prior to joining the White Sox, spent nine seasons in the Yankees organization ... served as assistant trainer in the World Champion Yankees in 1977 and 1978.

### KEEPING THEM ON THE FIELD

The White Sox have used the disabled list the fewest number of days in the major leagues since 2002, missing just 5,950 days (425.0 average). The 5,950 total days missed is 6,412 less than the major-league average. The breakdown:

2015 Season			2002-15 Totals		
Club	No.	Days	Club	No.	Days
<b>White Sox</b>	<b>12</b>	<b>416</b>	<b>White Sox</b>	<b>135</b>	<b>5,950</b>
Seattle	9	424	Houston	175	8,747
Minnesota	17	561	Minnesota	197	9,441
Baltimore	20	681	Seattle	170	10,130
Detroit	10	682	Tampa Bay	201	11,209
Houston	14	688	Cleveland	207	11,291
Los Angeles	14	741	Toronto	218	11,851
Cleveland	13	743	Los Angeles	219	11,870
Toronto	10	765	Detroit	186	12,169
Kansas City	14	828	Oakland	223	12,265
New York	23	1,104	Kansas City	222	12,855
Boston	21	1,227	Boston	265	12,900
Oakland	23	1,243	Baltimore	240	14,069
Tampa Bay	26	1,557	New York	227	14,591
Texas	25	1,847	Texas	299	18,468
<b>AL Total</b>	<b>251</b>	<b>13,507</b>	<b>AL Total</b>	<b>3,028</b>	<b>170,515</b>
<b>AL Avg.</b>	<b>16.7</b>	<b>900.5</b>	<b>AL Avg.</b>	<b>201.9</b>	<b>11,368.7</b>
<b>NL Total</b>	<b>285</b>	<b>16,795</b>	<b>NL Total</b>	<b>3,583</b>	<b>200,205</b>
<b>NL Avg.</b>	<b>19.0</b>	<b>1,120.0</b>	<b>NL Avg.</b>	<b>238.9</b>	<b>13,347.0</b>
<b>MLB Total</b>	<b>536</b>	<b>30,302</b>	<b>MLB Total</b>	<b>6,611</b>	<b>370,820</b>
<b>MLB Avg.</b>	<b>17.9</b>	<b>1,010.1</b>	<b>MLB Avg.</b>	<b>220.4</b>	<b>12,361.7</b>

■ Joined the Yankees organization in 1970 and made stops at each level of their system ... also worked for nine seasons as head trainer for Ponce in the Puerto Rican Winter League.

■ Is a member of PBATS, the National Athletic Trainers' Association, American College of Sports Medicine and the National Strength and Conditioning Association.

### MISCELLANEOUS/PERSONAL

■ Married Janet ... has two children: Daniel and Caitlin ... Caitlin earned a Master's Degree in sports business management and a MBA from the University of Central Florida in December 2010 ... she was a second baseman on the University of South Florida softball team from 2006-09 after being named All-Conference at Naperville (Ill.) Central High School in 2004 and 2005.

■ Born in Amsterdam, Holland, the Netherlands, moved to update New York as a child.

■ Attended Monroe Community College in Rochester, N.Y. ... received a bachelor's degree in sports medicine from the State University of New York in 1975 ... as an undergraduate, worked as assistant trainer and equipment manager for Rochester, Baltimore's Class AAA affiliate ... was inducted into Rochester's Frontier Field Walk of Fame in August 2014.



# BRIAN BALL

## ASSISTANT ATHLETIC TRAINER

**Given Name:** Brian Ball

**Opening Day Age:** 44 (February 2, 1972)

**Birthplace/Residence:** Cleveland, Ohio/Chicago, Ill.

**Sox Acquisition:** Hired as assistant athletic trainer, September 11, 2000.

### PROFESSIONAL CAREER

- Is in his 16th full season with the White Sox as assistant to head athletic trainer Herm Schneider.
- Has teamed with Schneider to make the Sox the healthiest team in baseball over the past 14 seasons, using the disabled list just 135 times for a total of 5,950 days, both the fewest totals in the major leagues.
- From 2002-15, the White Sox have led the AL in fewest days missed eight times, ranked second three times and third once ... Sox players missed just 416 days in 2015, the fewest in the American League and second-fewest in the majors behind Milwaukee (411).
- Was selected to work as assistant athletic trainer for the AL at the 2011 All-Star Game in Phoenix.
- He and Schneider received the 2006 Dick Martin Award for Medical Staff of the Year by *Baseball Prospectus* ... was honored by the Illinois Athletic Trainers Association in November 2005 for his work during the 2005 season.
- Spent the 1997-2000 seasons in the Texas Rangers organization ... began his pro career with Port Charlotte of the Gulf Coast League in 1997.

- Spent the next two seasons at Rookie Pulaski of the Appalachian League ... advanced to Class A Port Charlotte of the Florida State League in 2000.
- Is a certified member of the National Athletic Trainers Association (NATA), Great Lakes Athletic Trainers Association (GLATA), Illinois Athletic Trainer Association (IATA), Southeast Athletic Trainers Association (SEATA), Professional Baseball Athletic Trainers Society (PBATS) and American Red Cross.
- Is a Professional Rescuers CPR and First Aid Instructor.

### MISCELLANEOUS/PERSONAL

- Has two children: Kaitlyn and Jacob ... enjoys computers, politics and fishing ... was elected Precinct Committeeman for Homer Township Precinct No. 27 in February 2010.
- Is a 1995 graduate from the University of Kentucky, where he was a student athletic trainer for a variety of sports.
- Attended graduate school at the University of Memphis from 1995-96 and served as the graduate assistant athletic trainer for football and baseball.



The White Sox retired Paul Konerko's uniform No. 14 on May 21, 2015.





# ALLEN THOMAS

## DIRECTOR OF CONDITIONING

**Given Name:** Allen Thomas

**Opening Day Age:** 42 (February 4, 1974)

**Birthplace/Residence:** Morganton, N.C.

**Sox Acquisition:** Hired as a minor league conditioning coach, November 1, 1998.

### PROFESSIONAL CAREER

- Begins his 22nd season in the White Sox organization and his 13th as director of conditioning ... oversees the team's pregame, postgame and offseason strength and conditioning programs.
- Along with head athletic trainer Herm Schneider and assistant Brian Ball, has made a major contribution to the health of the White Sox during his 12 years on the major-league staff.
- From 2004-15, Chicago has led the major leagues in fewest days missed to the disabled list six times, ranked second three times and third once ... Sox players missed just 416 days in 2015, the fewest in the American League and second-fewest in the majors behind Milwaukee (411).
- Won the 2006 Nolan Ryan Award, presented annually to the coach whose accomplishments, in the opinion of peers, reflect an exemplary dedication to strength training and conditioning.

- Spent six seasons (1998-2003) on the Sox conditioning staff, including 2003 as the minor league conditioning coordinator.
- Played two seasons (1996-97) as an outfielder in the Sox minor-league system after being selected by the club in the 45th round of the 1996 draft.
- Is a certified Strength and Conditioning Specialist, as well as a member of the National Strength and Conditioning Association and Professional Baseball Strength Coaches Society.

### MISCELLANEOUS/PERSONAL

- Married Marcella ... has three children: Joshua, Alek and Alana ... graduated from Wingate (N.C.) University with a degree in sports medicine ... was a two-time All-American in baseball.



# ROB WARREN

## HOME CLUBHOUSE MANAGER

**Given Name:** Robert Michael Warren

**Opening Day Age:** 35 (January 21, 1981)

**Birthplace/Residence:** Clearwater, Fla./Chicago, Ill.

**Sox Acquisition:** Hired as assistant home clubhouse manager prior to the 2006 season.

### PROFESSIONAL CAREER

- Begins his 11th season in the White Sox organization and his first as the home clubhouse manager ... handles all Sox equipment, manages the home clubhouse at U.S. Cellular Field and travels with the team to oversee the transit and distribution of equipment.
- Spent the 2006-15 seasons as the Sox assistant home clubhouse manager ... worked as the home clubhouse manager for Class AA Montgomery in 2005 and Class A Peoria in 2004.

### MISCELLANEOUS/PERSONAL

- Graduated in 2003 from University of South Florida with a degree in business management.





## ED CASSIN

### DIRECTOR OF TEAM TRAVEL

**Given Name:** Edward Francis Cassin

**Opening Day Age:** 54 (October 24, 1961)

**Birthplace/Residence:** Oak Park, Ill./Glenview, Ill.

**Sox Acquisition:** Hired as assistant ticket manager in 1989.

### PROFESSIONAL CAREER

- Is in his 18th full season as director of team travel ... is responsible for spring training scheduling, flight negotiations and scheduling, hotel negotiations and booking, and bus and truck transportation.
- Worked as White Sox ticket manager from 1993-98 ... pitched semi-professional baseball in the Chicago area.

### MISCELLANEOUS/PERSONAL

- Married Julie ... has one child: Gianna.
- Earned his master's and undergraduate degrees in business administration from Loyola (Ill.) University ... member of Alpha Kappa Psi professional business fraternity.



## GABE MORELL

### VISITING CLUBHOUSE MANAGER

**Given Name:** Gabriel Morell

**Opening Day Age:** 49 (May 23, 1966)

**Birthplace/Residence:** San Rafael, Calif./Frankfort, Ill.

**Sox Acquisition:** Hired as assistant visiting clubhouse manager, 1985.

### PROFESSIONAL CAREER

- Begins his 37th season in the White Sox organization and his 22nd as the visiting clubhouse manager ... works the home clubhouse and road games during spring training ... travels occasionally with the team during the regular season.
- Managed the National League clubhouse at the 2003 All-Star Game at U.S. Cellular Field and assisted in the American League clubhouse at the 2002 and 2010 Midsummer Classics.
- Served as the assistant visiting clubhouse manager from 1985-94 ... has not missed a White Sox home game since joining the visiting clubhouse staff in 1985.

### MISCELLANEOUS/PERSONAL

- Married Kelly ... has three children: Brianna and twins Brooke and Brady ... graduated in 1984 from Mayville (Ill.) Central High School ... enjoys reading, golf and swimming.

### Triple Double

Sixteen players in White Sox history have recorded at least 10 doubles, 10 triples and 10 home runs in the same season. Ray Durham (2001) was the last to accomplish the feat.

Player	Year	2B	3B	HR	Player	Year	2B	3B	HR
Joe Jackson	1920	42	20	12	Minnie Minoso	1954	29	18	19
Happy Felsch	1920	40	15	14	Minnie Minoso	1956	29	11	21
Carl Reynolds	1929	24	12	11	Floyd Robinson	1962	45	10	11
Al Simmons	1933	29	10	14	Jorge Ortega	1975	26	10	11
Mike Kreevich	1937	29	16	12	Harold Baines	1984	28	10	19
Gee Walker	1939	30	11	13	Sammy Sosa	1990	26	10	15
Minnie Minoso	1951	32	14	10	Lance Johnson	1995	18	12	10
Jim Rivera	1953	26	16	11	Ray Durham	2001	42	10	20

# WHITE SOX SUPPORT STAFF



**Mike Kashirsky**  
Pregame Instructor




**Adam Ricks**  
Pregame Instructor




**Luis Sierra**  
Pregame Instructor



**Brett Walker**  
Physical Therapist



**Art Kusnyer**  
Special Assistant to Major League Staff



**Joe McNamara Jr.**  
Umpires Clubhouse Manager



**Jason Gilliam**  
Assistant Home Clubhouse Manager



**Dan Flood**  
Minor League Clubhouse Manager



**Bryant Biasotti**  
Assistant Minor League  
Clubhouse Manager

## Dynamic Duo

With Ken Griffey Jr. and Jim Thome, the 2008 White Sox became the only team in major-league history to feature members of the 600 and 500-home run clubs. Griffey, acquired from Cincinnati on July 31, ended the season with 611 home runs, while Thome finished at 541. In the Sox dramatic 1-0 victory over Minnesota in Game 163 of the 2008 season, Griffey, playing center field, threw out Michael Cuddyer at home plate to end a Twins scoring threat in the fifth inning, and Thome hit a game-winning solo homer in the seventh.

# PLAYERS

Todd Frazier, acquired by the White Sox on December 14, 2015, won the 2015 Home Run Derby at his home ballpark in Cincinnati.



Photo Courtesy of Getty Images





# JOSE ABREU

# 79

## FIRST BASEMAN

**Given Name:** Jose Dariel Abreu Correa

**Bats:** Right **Throws:** Right

**Height:** 6-3 **Weight:** 255

**Opening Day Age:** 29 (January 29, 1987)

**Birthplace/Residence:** Cienfuegos, Cuba/Miami, Fla.

**First Pro Contract:** White Sox.

**Sox Acquisition:** Signed as a free agent, October 29, 2013.

**Major League Service:** Two years.

**Contract Status:** Signed through 2019.

### 2015 SEASON

■ **American League Leaders:** *T2nd-HBP (15); 7th-RISP (.341); 7th-TB (308); 8th-RBI (101); 10th-SLG (.502); 10th-OPS (.984); T10th-XBH (67).*

■ Became just the second player in major-league history to record 30-plus home runs with 100-plus RBI in each of his first two seasons, joining Albert Pujols (2001-02 with St. Louis).

■ Joined Pujols and Ryan Braun (2007-08) as the only players in baseball history to hit 30 or more homers in each of his first two seasons ... also became the 12th player in history to drive in 100-plus runs in each of his first two years and the first since the Yankees' Hideki Matsui in 2003-04 (STATS).

■ Also joined Frank Thomas (six times), Paul Konerko (four), Magglio Ordonez (four), Albert Belle (twice) and Carlos Lee (twice) as the only six players in White Sox history to record multiple seasons of 30 doubles and 30 home runs.

■ Belle (1997-98) is the only other White Sox to register 30 homers and 100 RBI in his first two seasons with the club.

■ Recorded three hitting streaks of 13-plus games and owns six such streaks since 2014, the most in baseball.

■ Hit .308 (145-471) with 27 home runs and 89 RBI vs. right-handers, .341 (45-132) with RISP and .332 (84-253) with runners on base.

■ Batted .285/.351/.482 with 21 homers and 75 RBI in 115 starts at first base and .304/.335/.559 with nine home runs and 26 RBI in 39 starts as the designated hitter.

■ Reached base safely in each of his first eight games ... connected on his first homer on Opening Day at Kansas City, a solo shot off Yordano Ventura.

■ Hit his second career grand slam on 4/18 at Detroit ... also matched his career high with three hits and recorded his second career triple on 4/19 at Comerica Park.

■ Recorded four consecutive multihit games from 4/21-24, matching the longest streak of his career (also 9/13-15/14).

■ Homered in consecutive games for the fifth time in his career from 4/21-22 vs. Cleveland (Carlos Carrasco and Corey Kluber) ... his home run off Kluber marked his seventh career off a former Cy Young winner (fifth former winner).

■ Played in his 162nd career game on 4/26 vs. Kansas City ... joined Ryan Braun, Chuck Klein and Rudy York as the only players to hit at least .300 with 40-plus home runs and 120-plus RBI through their first 162 career games.

■ Recorded a 17-game hitting streak from 5/3-22 (.318, 21-66), the second-longest of his career.

■ Connected on a game-winning single in the seventh inning on 5/16 at Oakland ... recorded his third career home run off R.A. Dickey on 5/26 at Toronto ... also collected four RBI.

■ Left the game on 5/29 at Houston due to inflammation in his right index finger and missed the next three games ... returned to the lineup on 6/3 at Texas, going 2-4 with a home run and three RBI ... snapped a scoreless tie with a game-winning, two-run home run off Dallas Keuchel on 6/9 vs. Houston.

### ABREU AMONG AL LEADERS SINCE 2014

Category	Rank	No.
Total Bases	3rd	631
XBH	4th	140
RBI	5th	208
Slugging Pct.	5th	.540
Average	6th	.303
Home Runs	9th	66

### AL OPS LEADERS SINCE 2014

Player, Club	OPS
Mike Trout, LAA	.965
Miguel Cabrera, DET	.928
Jose Bautista, TOR	.920
E. Encarnacion, TOR	.916
<b>Jose Abreu, SOX</b>	<b>.904</b>

### MOST 30 HR/30 2B SEASONS, SOX HISTORY

Player	No.
Frank Thomas	6
Paul Konerko	4
Magglio Ordonez	4
<b>Jose Abreu</b>	<b>2</b>
Albert Belle	2
Carlos Lee	2

### MOST 13+ GAME HITTING STREAKS SINCE 2014

Player, Club	No.
<b>Jose Abreu, SOX</b>	<b>6</b>
Nick Markakis, BAL	3
16 Players Tied	2

■ Homered in three straight games for the first time in his career from 6/9-12 ... recorded a career-high four hits on 6/23 at Minnesota ... snapped 13-game homerless and 12-game RBI droughts with a solo shot on 6/26 at Detroit.

■ Hit second in the lineup for the first time in his career on 6/28 at Detroit, going 1-3 with a double and two runs scored.

■ Hit his 50th career home run in the White Sox 1-0 win on 7/3 vs. Baltimore ... matched Ron Kittle (218 games) for the fewest games to 50 in Sox history ... also became the fastest Cuban-born player to reach the 50-homer plateau (previously Jose Canseco, 255 games).

■ Posted a 13-game hitting streak from 6/26-7/11, going 17-53 (.321) with three doubles, two homers and six RBI ... became the first Sox to record five 10-plus game hitting streaks in his first two seasons.

■ Hit safely in 14 straight games from 7/21-8/3, batting .388 (20-52) with five home runs, 18 RBI and a 1.217 OPS.

■ Connected on a two-run home run on 7/29 at Boston ... centerfielder Mookie Betts made a running catch in center before flipping over the wall and losing control of the ball when hitting the ground ... the play was initially ruled an out before being overturned following a video review.

■ Drove in a run in a career-best six straight games from 7/27-8/1 (10 RBI total) ... recorded his fifth career multihomer game on 8/8 vs. Kansas City (solo shots off Jeremy Guthrie).

■ Connected on a pair of doubles to reach 30 on 9/3 at Minnesota and hit his 25th homer on 9/4 at Kansas City ... became the first player in White Sox history to record 25 home runs and 30 doubles in each of his first two seasons.

■ Homered in consecutive games from 9/8-9 vs. Cleveland.

■ Hit his 30th homer on 9/30 vs. Kansas City and reached the 100-RBI milestone on 10/1 vs. the Royals.



## CAREER HIGHLIGHTS

- He and Albert Pujols (2001-02) are the only players in major-league history to record 30-plus home runs with 100-plus RBI in each of their first two seasons.
- His 66 homers were the seventh most by a player over his first two seasons, trailing Joe DiMaggio (75), Ralph Kiner (74), Eddie Matthews (72), Ryan Braun (71), Albert Pujols (71) and Frank Robinson (66).
- Was named 2014 American League Rookie of the Year by the Baseball Writers Association of America, *Sporting News* and *Baseball America* ... was a unanimous choice by the BBWAA.
- Won a 2014 AL Silver Slugger Award and was named to the AL All-Star Team.
- Made his first return visit to Cuba in December 2015 as part of a goodwill trip sponsored by Major League Baseball and the MLB Players Association, where he was reunited with his son, Dariel, for the first time in two years ... was joined by fellow Cubans Brayan Pena, Yasiel Puig and Alexei Ramirez on a three-day trip that included clinics for Cuban youth baseball players.

## 2014 SEASON

- **American League Leaders:** 1st in SLG (.581) and hitting streak (21); 2nd in TB (323) and OPS (.964); 3rd in HR (36) and AB/RBI (5.20); 4th in RBI (107) and XBH (73); 5th in AVG (.317), OBP (.383) and AB/HR (15.44); T10th in 2B (35).
- Was named AL Rookie of the Year by the Baseball Writers Association of America, *Sporting News* and *Baseball America* ... was a unanimous choice by the BBWAA (ninth overall in AL) ... also received the Players Choice AL Outstanding Rookie.
- Became the sixth White Sox rookie honored by the BBWAA, joining Luis Aparicio (1956), Gary Peters (1963), Tommie Agee (1966), Ron Kittle (1983) and Ozzie Guillen (1985).
- Placed fourth in the AL Most Valuable Player voting, the highest finish for a Sox player since Frank Thomas was runner-up in 2000 and highest finish for a Cuban-born player since Jose Canseco also was fourth in 1991.
- Won his first AL Silver Slugger Award ... he and Alexei Ramirez became the fourth White Sox teammates to be named Silver Sluggers in the same season, joining Joe Crede and Jermaine Dye (2006), Magglio Ordonez and Frank Thomas (2000) and Thomas and Julio Franco (1994).
- He and Ramirez became the first Cuban-born teammates to win the award in the same season and joined Jose Canseco (four times) and Rafael Palmeiro (twice) as the only native Cubans to be named Silver Sluggers.
- Became the first rookie in major league history to rank among the Top 5 in his league in each Triple Crown category.
- Joined Hal Trosky (1934), Ted Williams (1939) and Albert Pujols (2001) as the only rookies in history to record 30 doubles, 30 homers and 100 RBI in a season.
- Joined Dick Allen (1974) as the only White Sox in history to lead the major-leagues in slugging percentage.
- His 36 home runs set a Sox rookie record, surpassing the mark held by Kittle (35 in 1983), and were the sixth-highest total by a rookie in major-league history.
- His 107 RBI were the third-most by a Sox rookie, trailing Smead Jolley (114 in 1930) and Zeke Bonura (110 in 1934).
- Was named an AL All-Star, becoming just the fifth Sox rookie to accomplish the feat and first since Kittle in 1983.
- Earned AL Player of the Month honors in April and July and Rookie of the Month for April, June and July ... became the first rookie to be named Player of the Month twice in one season and fourth player to earn three-plus rookie awards.
- Joined Thomas (1994 and 1996) and Albert Belle (1998) as the only Sox to win the player award twice and only player in club history to win the rookie award more than once.
- Ranked among the AL average leaders in the second half (1st, .350), at home (4th, .336) and vs. LHP (5th, .353) ... hit safely in 113 of 145 games and reached base safely in 124 of 145.

- Recorded four multihomer efforts and homered in consecutive games four times ... his 14 games with three-plus RBI were the second-highest total by a Sox rookie behind Zeke Bonura (15 in 1934) ... was the only player in baseball to record three hitting streaks of 14 or more games (21, 18 and 14).
- Hit .270 (31-115) with eight doubles, 10 homers and 32 RBI through April, earning both AL Player and Rookie of the Month awards ... set major-league rookie records in home runs, RBI, extra-base hits (19) and total bases (32) through April.
- Became the first AL player ever to receive both honors in his first month in the majors ... joined the Dodgers' Yasiel Puig (June 2013) as the only players in history to be named Player of the Month in his first month in the majors.
- Went 2-4 with a double, RBI and run scored on Opening Day vs. Minnesota ... doubled off Ricky Nolasco in his first at-bat.
- Was walked intentionally twice on 4/2 vs. the Twins, becoming the first player since 1955 (when the stat was first tracked) to accomplish the feat within his first two games.
- Hit a go-ahead, three-run triple on 4/3 vs. Minnesota (four RBI total), becoming the first Sox player with a four-RBI game in his first three career games (Elias).
- Recorded his first multihomer game, including his first homer, with five RBI on 4/8 at Colorado ... became the first Sox rookie with two four-plus RBI games in his first eight career games.
- Hit a pair of home runs on 4/10 vs. Cleveland ... became the third player in major-league history with two multihomer efforts in his first 10 games, joining Kansas City's Mark Quinn (1999) and Pittsburgh's Dino Restelli (1949).
- Connected on a game-ending grand slam (first career) as part of his third multihomer effort on 4/25 vs. Tampa Bay (also career-high six RBI) ... joined Cleveland's Ron Lolic (1972) as the only rookies to hit a game-ending slam (Elias).
- Became the first player in history to have three multihomer games in his first 24 career games.
- His 32 RBI in March/April tied Smead Jolley (July 1930) for the Sox rookie monthly record (any month) and tied for third-highest monthly total in franchise history.
- Became the first rookie since Minnesota's Kent Hrbek in 1982 to lead the major leagues in home runs and RBI through April, and the first Sox player to lead the majors in those categories in any month since Roy Sievers in July 1960 (Elias).
- Was on the disabled list from 5/18-6/2 with posterior tibia tendinitis in his left ankle ... hit a game-winning, three-run homer off Luke Gregorin in the eighth inning on 5/14 at Oakland.
- Won AL Rookie of the Month honors for June after batting .313 (31-99) with 10 homers, 22 RBI and a .677 slugging percentage ... became the third player in Sox history to hit 10 or more homers in a month twice in one season, joining Jim Thome (twice in 2006) and Frank Thomas (twice in 1993).



- Homered in each of his first two games after being reinstated from the disabled list on 6/2-3 at Dodger Stadium (off Clayton Kershaw and Josh Beckett)
- Hit safely in 39 of 40 games from 6/15-8/1, going 60-159 (.377) with 14 doubles, 12 homers and 33 RBI.
- Recorded an 18-game hitting streak from 6/15-7/4, batting .338 (24-71) with eight homers, 18 RBI and 12 runs scored.
- Hit his 20th home run on 6/18 vs. San Francisco (58th game), the third-fastest in Sox history to reach that milestone behind Frank Thomas (46 in 1994) and Jim Thome (49 in 2006).
- Posted a 25-game road hitting streak from 6/19-7/31, batting .406 (41-101) with 10 doubles, nine homers and 24 RBI.
- Recorded his fourth multihomer effort on 6/27 at Toronto, becoming the first player in history to reach 25 home runs in his first 67 career games ... joined Bob Horner as the only players in history with four multihomer games over his first 67 contests.
- Was named AL Player and Rookie of the Month for July after hitting .374 (37-99) with 11 doubles, six home runs, 19 RBI, a .432 on-base and .667 slugging percentage.
- Became the fourth rookie to earn three-plus Rookie of the Month honors (also Ichiro Suzuki, Mike Trout and Jason Bay).
- Posted a 21-game hitting streak from 7/6-8/1 (.429, 36-84), the longest by a Sox player since Carlos Lee's club-record, 28-game streak in 2004.
- Joined Hall-of-Famer Eddie Collins (21 and 22 games in 1920) as the only players in White Sox history to record multiple hitting streaks of at least 18 games in a season (Elias).
- Became the first player with two 18-plus game hitting streaks in a season since Jacoby Ellsbury in 2011 (19, 18) and first rookie to accomplish the feat since Ichiro Suzuki in 2001 (23, 21).
- Reached 50 extra-base hits in his 81st major-league game (home run on 7/12 at Cleveland), the fastest to that milestone in the major leagues since Ted Williams (80 games) in 1939.
- His 29 homers at the break ranked third in Sox history behind Frank Thomas (32, 1994) and Jim Thome (30, 2006) and were the second-most in history by a rookie behind Mark McGwire's 33 in 1987 ... joined McGwire as the only rookies to lead the majors in home runs at the All-Star Break.
- Abreu and Alexei Ramirez became the eighth set of Cuban teammates to be All-Stars (last, Minnesota's Tony Oliva and Leo Cardenas in 1971) and the second in White Sox history (Minnie Minoso and Sandy Consuegra in 1954).
- Led the AL in the second half in on-base percentage (.435) and ranked third in OPS (.948).
- Hit his 30th home run on 7/26 at Minnesota (89th game), becoming the third-fastest player in major-league history to reach that mark behind Rudy York (79) and Mark McGwire (84).
- Joined Jose Canseco (33 in 1986) and Tony Oliva (32 in 1964) as the only Cuban-born rookies to hit 30 in a season.
- Reached base in 10 straight plate appearances (6 H; 3 BB; 1 HBP) from 7/31-8/1, the longest streak by a Sox since Frank Thomas set a franchise mark with 15 from 5/16-20/97.
- Hit .376 (38-101) with a .466 on-base percentage in August ... recorded a 14-game hitting streak from 8/19-9/5, batting .510 (25-49) with two home runs, 10 RBI and a 1.328 OPS.
- Became the fifth Sox player to record three hitting streaks of 14-plus games in a season (first since Mike Kreevich in 1937) and the first in the majors since Orlando Cabrera in 2009.
- Reached 100 RBI on 9/13-2 vs. Minnesota with a solo homer ... matched Ron Kittle's franchise rookie record with his 35th home run on 9/14 vs. Minnesota ... set a franchise rookie record with his 36th homer in his final game on 9/27 vs. Kansas City.

**2013 SEASON**

- Played in 42 games for Cienfuegos during a shortened season ... led Serie Nacional in homers (19), slugging pct. (.604) and TB (163) and ranked second in average (.345).
- Was named the All-Star first baseman for the fourth consecutive year ... represented Cuba at the WBC ... went 9-25 (.360) with six home runs, including a grand slam vs. China.

**ABREU'S CAREER HONOR ROLL**

- American League Rookie of the Year (2014)
- Players Choice AL Outstanding Rookie (2014)
- American League Silver Slugger Award (2014)
- Fourth Place, American League MVP (2014)
- American League All-Star (2014)
- American League Player of the Month (July 2014)
- American League Player of the Month (April 2014)
- American League Rookie of the Month (July 2014)
- American League Rookie of the Month (June 2014)
- American League Rookie of the Month (April 2014)
- AL co-Player of the Week (April 21-27, 2014)
- AL co-Player of the Week (August 3-9, 2015)

**2012 SEASON**

- His 35 home runs were the second-most in Serie Nacional history ... finished second in the Most Valuable Player voting.
- Led the league in average (.394), on-base (.542) and slugging percentage (.837) and hit-by-pitch (22) and ranked among the leaders in homers (2nd) and RBI (2nd, 99).

**2011 SEASON**

- Was named MVP of Serie Nacional, becoming the second winner in Cienfuegos history ... established a then league record with 33 home runs (shared with Yoenis Cespedes).
- Played in only 66 of 90 regular season games due to bursts in his right shoulder ... led the league in average (.453), slugging percentage (.986) and ranked second in RBI (93).
- Represented Cuba at the Baseball World Cup and Pan American Games ... was named the World Cup MVP after hitting .442 with three home runs and 10 RBI over 11 games.
- Batted .524 with three homers and nine RBI on Cuba's bronze-medal winning team at the Pan Am Games.

**2010 SEASON**

- Led Serie Nacional in slugging percentage (.822) and ranked second in average (.399) and home runs (30).
- Helped Cuba win the gold medal at the World University Baseball Championship (.555, 10-18; 4 HR and 12 RBI).

**2009 SEASON**

- Ranked eighth in Serie Nacional in home runs (19) and slugging percentage (.630).
- Was named to Cuba's provisional roster for the World Baseball Classic but did not make the final roster.

**2004-08 SEASONS**

- Played in five full seasons with Cienfuegos of Cuba's Serie Nacional ... combined to hit 42 home runs with 85 RBI ... made his professional debut with Cienfuegos at age 17 in 2004.

**COMMUNITY INVOLVEMENT**

- In 2015, helped develop, organize and host "Abreu's Amigo's," a group of special-needs youths from Easter Seals, who visited U.S. Cellular Field and attended games on behalf of Abreu ... also made a donation to the organization ... participated in the Field of Dreams event with the Special Olympics.
- In 2014, participated in an ACE clinic with Special Olympic athletes, met a young fan as part of the "Make-A-Wish" Foundation and participated in an ALS pre-game ceremony.

**MISCELLANEOUS/PERSONAL**

- Married Yusmary Hernandez ... has one son: Daniel Eduardo ... Twitter: @79JoseAbreu ... his bulldog, Limbo, is frequently featured on his Instagram account.
- Was Cienfuegos teammates with the Dodgers' Yaseniy Puig ... wears uniform No. 79 after his mother chose it for him when he began playing with Cienfuegos ... is nicknamed "Pito" after his favorite uncle.

**CAREER PLAYING RECORD**

YEAR	CLUB	AVG	G	AB	R	H	TB	2B	3B	HR	RBI	SH	SF	HB	BB	SO	SB	CS	OBP	SLG	E
2004	Cienfuegos	.271	—	258	27	70	95	8	1	5	20	—	2	5	9	57	—	—	.307	.368	—
2005	Cienfuegos	.228	—	167	19	38	61	7	2	4	17	—	2	5	16	50	—	—	.311	.365	—
2006	Cienfuegos	.337	—	312	53	105	178	20	5	11	64	—	—	19	28	61	—	—	.423	.538	—
2007	Cienfuegos	.293	—	283	39	83	127	11	3	9	42	—	1	21	20	47	—	—	.382	.449	—
2008	Cienfuegos	.318	—	239	48	76	96	22	0	13	43	—	—	17	24	43	—	—	.418	.573	—
2009	Cienfuegos	.346	—	289	60	100	182	23	1	19	69	—	—	18	19	69	—	—	.429	.630	—
2010	Cienfuegos	.399	89	286	82	114	235	25	3	30	76	0	3	30	74	49	—	—	.555	.822	10
2011	Cienfuegos	.453	66	212	79	96	127	14	0	33	93	0	2	21	58	32	—	—	.597	.986	9
2012	Cienfuegos	.394	—	282	71	111	236	18	1	35	99	0	5	22	75	40	—	—	.542	.837	12
2013	Cienfuegos	.345	—	264	60	91	163	15	0	19	60	0	2	17	54	39	—	—	.479	.604	7
2014	WHITE SOX	.317	145	556	80	176	323	35	2	36	107	0	4	11	51	131	3	1	.383	.581	6
2015	WHITE SOX	.290	154	613	88	178	308	34	3	30	101	0	1	15	39	140	0	0	.347	.502	11
<b>CUBAN LEAGUE TOTALS</b>		<b>.341</b>	<b>—</b>	<b>2592</b>	<b>1018</b>	<b>884</b>	<b>1500</b>	<b>163</b>	<b>16</b>	<b>178</b>	<b>583</b>	<b>0</b>	<b>17</b>	<b>175</b>	<b>377</b>	<b>487</b>	<b>—</b>	<b>—</b>	<b>.426</b>	<b>.621</b>	<b>38</b>
<b>MLB TOTALS</b>		<b>.303</b>	<b>299</b>	<b>1169</b>	<b>168</b>	<b>354</b>	<b>631</b>	<b>69</b>	<b>5</b>	<b>66</b>	<b>208</b>	<b>0</b>	<b>5</b>	<b>26</b>	<b>90</b>	<b>271</b>	<b>3</b>	<b>1</b>	<b>.364</b>	<b>.540</b>	<b>17</b>

**CAREER TRANSACTIONS**

— Signed by the White Sox as a free agent (10/29/13).  
 — On White Sox disabled list with posterior tibia tendonitis in his left ankle (5/18-6/2/14).

**CAREER FIELDING STATISTICS**

POSITION	PCT	G	GS	TC	PO	A	E	DP
First Base	.992	224	224	2068	1922	129	17	205

**CAREER GAME BESTS AND HOME RUN INFORMATION**

**HITS** — 4 (6/23/15 at Min.) ... **HR** — 2 (5x, last 8/8/15 at K.C.) ... **RBI** — 6 (4/25/14 vs. T.B.)  
**RUNS** — 3 (9/13/14 vs. Min.) ... **SB** — 1 (3x, 9/24/14 at Det.) ... **HITTING STREAK** — 21 games (7/6-8/1/14)  
**GAME-ENDING HOME RUNS** — 1 (4/25/14 vs. T.B.) ... **GRAND SLAMS** — 2 (last 4/18/15 at Det.)  
**MULTIHOMER GAMES** — 5 (last 8/8/15 at K.C.) ... **PINCH-HIT HOME RUNS** — NONE  
**INSIDE-THE-PARK HOME RUNS** — NONE ... **LEADOFF HOME RUNS** — NONE

**ALL-STAR GAME RECORD**

YEAR	CLUB	AVG	G	AB	R	H	TB	2B	3B	HR	RBI	SH	SF	HB	BB	SO	SB	CS	OBP	SLG	E
2014	A.L., Minnesota	.000	1	1	0	0	0	0	0	0	0	0	0	0	0	0	0	0	.000	.000	0

**WORLD BASEBALL CLASSIC RECORD**

YEAR	CLUB	AVG	G	AB	R	H	TB	2B	3B	HR	RBI	SH	SF	HB	BB	SO	SB	CS	OBP	SLG	E
2013	Cuba	.360	6	25	6	9	19	1	0	3	9	0	0	0	0	5	1	0	.385	.760	0



Jose Abreu greets fans during his return to Cuba in December 2015.



# TIM ANDERSON

# 84

**INFIELDER**
**NON-ROSTER INVITEE**
**Given Name:** Timothy Devon Anderson

**Bats:** Right **Throws:** Right

**Height:** 6-1 **Weight:** 185

**Opening Day Age:** 22 (June 23, 1993)

**Birthplace/Residence:** Tuscaloosa, Ala.

**First Pro Contract:** White Sox.

**Sox Acquisition:** Selected in the first round (17th overall), June 2013 First-Year Player Draft.

**Major League Service:** None.

**Contract Status:** Signed through 2016.

## 2016 SEASON

- Enters the season rated by *Baseball America* as the No. 1 Prospect, Best Hitter for Average and Best Athlete in the White Sox organization.
- Also tabbed by MLB.com as the No. 1 Prospect in the Sox system and No. 38 overall in baseball
- Attended a rookie symposium in Washington D.C. in January hosted by Major League Baseball and the MLBPA.

## 2015 SEASON

- Led the Southern League in hits (160), runs scored (79) and stolen bases (49), ranked third in average (.312) and tied for third in triples (12) and total bases (220) at Class AA Birmingham.
- Was selected to the SL mid and postseason All-Star teams ... also was named Best Utility Man and Best Hustler.
- Batted .339 (42-124) vs. left-handers and .303 (118-389) vs. righties ... hit .328 (80-244) with an .831 OPS on the road.
- Recorded a .300-plus average in five of six months, including a season-best .336 (40-119) in August.
- Stole three bases in a game three times and recorded seven games with two stolen bases.
- Hit safely in eight straight games from 4/12-21, going 14-37 (.378) with eight RBI (four multihit efforts).
- Hit for the cycle on 5/9 at Montgomery, going 4-6 with three RBI ... went 5-6 with two doubles on 5/16 at Mobile.
- Recorded five straight multihit efforts from 7/17-21 (.500, 10-20) ... posted a 10-game hitting streak from 8/6-17, going 17-39 (.436) with two doubles and one triple.
- Entered the season rated by *Baseball America* as the Sox No. 2 prospect ... also tabbed by the publication as the Best Hitter for Average and Best Athlete in the organization.

## 2014 SEASON

- Combined to hit .301 (104-345) with 21 doubles, seven triples, nine home runs, 40 RBI, 57 runs and 10 steals in 83 games between Class A Winston-Salem, AZL Sox and Birmingham.

- Was rated by *Baseball America* following the season as the No. 8 Prospect in the Carolina League.
- Began the season with Winston-Salem, where he was named a CL mid-season All-Star.
- Was on the disabled list from 4/29-5/11 with right shoulder tendinitis and from 6/29-8/21 with a fractured right wrist.
- Batted .320 (62-194) with 12 doubles, three triples, four home runs, 17 RBI and 21 multihit efforts over his last 46 games with the Dash.
- Was promoted to Birmingham on 8/22, where he hit safely in eight of his 10 games ... went 3-3 with a double in his Barons debut on 8/22 at Mississippi and 4-6 with a double and three RBI on 8/23 at Mississippi.
- Entered the season ranked by *Baseball America* as the No. 3 Prospect in the White Sox organization.

## 2013 SEASON

- Made his professional debut with Class A Kannapolis.
- Tied for fourth among Sox minor-leaguers with five triples and ranked sixth with 24 stolen bases.
- Posted a .284 (19-67) average with RISP and a .333 (9-27) mark with RISP/two outs.
- Batted .360 (18-50) with two doubles, two triples and 13 runs scored during a 13-game hitting streak from 8/19-9/1.

## MISCELLANEOUS/PERSONAL

- Engaged to Bria ... has one daughter: Peyton.
- Twitter: @TimAnderson7.
- Attended East Central Community College in Decatur, Miss., where he led the nation with a .495 average and ranked second with 41 stolen bases as a sophomore in 2013 ... was named a First-Team NJCAA Division II All-American.
- Signed a letter of intent to play baseball at the University of Alabama-Birmingham prior to being drafted by the White Sox.
- Graduated in 2011 from Hillcrest High School in Tuscaloosa, Ala. ... did not play baseball until his junior year ... led the basketball team to the state title as a senior.

## CAREER PLAYING RECORD

YEAR	CLUB	AVG	G	AB	R	H	TB	2B	3B	HR	RBI	SH	SF	HB	BB	SO	SB	CS	OBP	SLG	E
2013	Kannapolis	.277	68	267	45	74	97	10	5	1	21	2	2	7	23	78	24	4	.348	.363	19
2014	Winston-Salem	.297	68	286	48	85	135	18	7	6	31	0	2	5	7	68	10	3	.323	.472	31
	AZL White Sox	.200	5	15	2	3	9	0	0	2	2	0	0	2	5	0	1	294	.600	0	0
	Birmingham	.364	10	44	7	16	22	3	0	1	7	1	0	0	9	0	1	364	.500	3	0
2015	Birmingham	.312	125	513	79	160	220	21	12	5	46	4	2	7	24	114	49	13	.350	.429	25
<b>MINOR TOTALS</b>		<b>.300</b>	<b>276</b>	<b>1125</b>	<b>181</b>	<b>338</b>	<b>484</b>	<b>52</b>	<b>24</b>	<b>15</b>	<b>107</b>	<b>7</b>	<b>6</b>	<b>19</b>	<b>56</b>	<b>274</b>	<b>83</b>	<b>22</b>	<b>.342</b>	<b>.429</b>	<b>78</b>

## CAREER TRANSACTIONS

- Selected by the White Sox in the first round (17th overall) of the First-Year Player Draft (6/13).
- On Class A Winston-Salem disabled list with right shoulder tendinitis (4/29-5/11/14).
- On Class A Winston-Salem disabled list with a right wrist fracture (6/29-8/21/14); included a rehabilitation assignment to the Arizona League White Sox (8/15-22/14).
- On Class AA Birmingham disabled list with a strained left shoulder (9/4-11/15).





# MATT ALBERS

# 34

## RIGHT-HANDED PITCHER

**Given Name:** Matthew James Albers

**Bats:** Left **Throws:** Right

**Height:** 6-1 **Weight:** 225

**Opening Day Age:** 33 (January 20, 1983)

**Birthplace/Residence:** Houston, Texas/The Woodlands, Texas

**First Pro Contract:** Houston Astros, selected in the 23rd round, June 2001  
First-Year Player Draft.

**Sox Acquisition:** Signed by the White Sox as a free agent, February 13, 2015.

**Major League Service:** Eight years, 141 days.

**Contract Status:** Signed through 2016.

### 2015 SEASON

- Appeared in 30 games in an injury-shortened season, his first with the White Sox ... 26 of his 30 outings were scoreless.
- Held opponents to a .228 (31-136) average, including a .200 (17-85) average vs. right-handers.
- Allowed 40.0 percent of inherited runners to score (10-25) ... first batters faced batted .259 (7-27).
- Posted a 1.14 ERA (4 ER/31.2 IP) in the second half, the lowest among relievers in the American League and third-lowest in MLB (teammate Dan Jennings was fifth at 1.39).
- Made the Opening Day roster as a non-roster invitee ... worked 1.0 scoreless IP in his White Sox debut on 4/9 at K.C. ... struck out three over 1.1 scoreless IP on 4/15 at Cleveland.
- Was placed on the 15-day disabled list on 4/26 (retro to 4/20) with a broken pinky finger on his right hand ... suffered the injury during an on-field altercation between the White Sox and Royals on 4/23 at U.S. Cellular Field.
- Appeared in eight injury rehabilitation games with Class AAA Charlotte and Class AA Birmingham (11.2 IP).
- Was returned from his rehab and reinstated on 7/19 ... worked a season-high 2.2 scoreless IP that day vs. Kansas City ... recorded his first win on 7/27 at Boston (1.2 scoreless IP).
- Allowed a season-high three runs on 7/31 vs. the Yankees ... did not allow an earned run for the rest of the season.
- Made 20 consecutive scoreless appearances (22.1 IP) from 8/5-remainder of the season ... his 22.1 scoreless IP streak was the fourth-longest in the American League ... both scoreless streaks were career highs.
- His 20-game and 22.1 IP scoreless streaks were the longest by a White Sox reliever since Jesse Crain (29 G/29.0 IP) from 4/17-6/22/13.
- Earned his second win of the season on 8/12 vs. the Angels after working 2.0 scoreless IP (12th and 13th inning) ... the White Sox won on Avisail Garcia's game-ending double.
- Did not walk a batter over his last 12 games (11.2 IP).

### 2014 SEASON

- Was limited to eight games with Houston due to right rotator cuff tendinitis ... made the Astros Opening Day roster.
- Missed three days from 4/8-11 while on Paternity Leave.
- Was placed on the 15-day disabled list on 4/22 and missed the remainder of the season ... was transferred to the 60-day disabled list on 7/25 and reinstated on 10/30.
- Signed with the White Sox as a free agent on 12/13/15 (acquisition recommended by Bill Scherrer and Keith Staab).

### 2013 SEASON

- Spent his first season in Cleveland's bullpen ... led all American League pitchers with an 81.3 ground ball percentage (minimum 50 appearances).
- Did not pitch from 4/9-26 after being placed on the Family Medical Emergency and Restricted List.

### LONGEST AL SCORELESS IP STREAKS IN 2015

Pitcher, Club	IP	Date
Yovani Gallardo, TEX	33.1	6/10-7/7
Brett Cecil, Tor.	26.0	6/24-9/20
<b>Chris Sale, SOX</b>	<b>22.2</b>	<b>5/23-6/8</b>
<b>Matt Albers, SOX</b>	<b>22.1</b>	<b>8/5-10/2</b>
Carlos Carrasco, CLE	22.0	7/30-8/11
Wade Davis, KC	22.0	4/6-5/31

- Posted a 1.99 ERA (5 ER/22.2 IP) with a .205 opponents average over his final 22 outings of the season, including a 0.82 ERA (1 ER/11.0 IP) in September.
- Lowered his ERA by 2.34 points from 2011 (4.73).
- Traded by the Red Sox with OF Scott Podsednik to Arizona in exchange for LHP Craig Breslow on 7/31/12 ... allowed just two earned runs in his final 11 games with the D'Backs (10.0 IP).
- Was acquired by the Indians from Arizona as part of a three-team trade that also involved Cincinnati on 12/11.

### 2012 SEASON

- Split the season between Boston and Arizona, going 3-1 with a 2.39 ERA (16 ER/60.1 IP) and 44 strikeouts over a career-high 63 relief appearances ... limited lefties to a .207 mark (17-82).
- Lowered his ERA by 2.34 points from 2011 (4.73).
- Traded by the Red Sox with OF Scott Podsednik to Arizona in exchange for LHP Craig Breslow on 7/31/12 ... allowed just two earned runs in his final 11 games with the D'Backs (10.0 IP).
- Was acquired by the Indians from Arizona as part of a three-team trade that also involved Cincinnati on 12/11.

### 2011 SEASON

- Averaged 9.46 strikeouts per 9.0 IP (68 SO/64.2 IP) as a reliever in his first season with Boston.
- Was on the 15-day disabled list from 4/6-21 with a right latissimus dorsi strain ... appeared in two rehab games with Class AAA Pawtucket (3.0 scoreless IP).
- Made eight straight scoreless appearances (8.1 IP) from 6/4-24 ... compiled a career-high 13.1 scoreless IP streak over 10 appearances from 7/1-28.
- Surrendered a home run to Pittsburgh's Garrett Jones on 6/25, snapping a career-long stretch of 60 games and 77.0 IP without allowing a homer (streak started on 6/13/10).

### 2010 SEASON

- Led Baltimore with 62 appearances ... ranked third among AL relievers with 75.2 IP ... led AL relievers and ranked third in the major leagues with 25 outings of 1.0-plus IP.
- Recorded a career-high, five-game winning streak from 4/30-8/16 ... worked 3.1 IP on 7/19 vs. Tampa Bay.

### 2009 SEASON

- Spent most of the season with the Orioles, appearing in 56 games over four stints ... also made 10 appearances with Class AAA Norfolk.
- Posted a 3.58 ERA (15 ER/37.2 IP) in the first half, compared to 7.98 (26 ER/29.1 IP) after the break.

FRONT OFFICE

FIELD STAFF

PLAYERS

OPONENTS

2015 REVIEW

HISTORY

RECORDS

MINOR LEAGUES

MEDIA/MISC.

**2008 SEASON**

- Made his first Opening Day roster in his first season with Baltimore ... appeared in 28 games and made three starts.
- Left his start on 6/25 at the White Sox with right shoulder inflammation and was placed on the disabled list on 6/26.
- Missed the remainder of the season and was transferred to the 60-day disabled list on 8/20.

**2007 SEASON**

- Appeared in 31 games with Houston (two stints) after starting the season with Class AAA Round Rock ... ranked eighth among National League rookies in IP (110.2) and strikeouts (71).
- Was recalled on 4/17 and optioned on 5/24 after making seven starts ... was recalled by the Astros on 7/28 and finished the season in the major leagues.
- Earned his first career win on 5/5 at St. Louis after working a career-high 7.1 scoreless IP ... struck out eight batters on 9/28 vs. Atlanta.
- Was traded by Houston with INF Mike Costanzo, LHP Troy Patton, RHP Dennis Sarfate and OF Luke Scott to Baltimore in exchange for SS Miguel Tejada on 12/12.
- Entered the season rated by *Baseball America* as the No. 3 Prospect in the Houston organization.

**2006 SEASON**

- Made his debut with Houston after starting 2006 with Class AA Corpus Christi ... was named Texas League Pitcher of the Year ... named to the TL mid and postseason All-Star Teams.
- Was recalled by the Astros on 7/21 and made his major-league debut on 7/25 vs. Cincinnati (entered the game in the ninth inning) ... recorded his first strikeout (Elizardo Ramirez) on 7/27 vs. the Reds.
- Made his first career start on 8/3 at San Diego (L; 5 ER/5.0 IP) ... was optioned to Round Rock on 8/4, recalled on 9/1 and optioned again on 9/7 for the Pacific Coast League playoffs ... was recalled on 9/16 and started that night vs. Cincinnati.
- Played with Mesa of the Arizona Fall League ... played in the Rising Stars Game and was named to the All-Prospect Team.

**2005 SEASON**

- Tied for fourth in the Carolina League and led Class A Salem with 146 strikeouts ... struck out 10 on 5/31 and 8/18.
- Entered the season rated by *Baseball America* as the No. 6 Prospect in the Houston system.

**2004 SEASON**

- Led Class A Lexington and ranked ninth in the South Atlantic League with a 3.31 ERA (41 ER/111.1 IP) ... was a SAL All-Star.
- Entered the season rated by *Baseball America* as the No. 9 Prospect in the Astros organization.

**2003 SEASON**

- Led the New York-Penn league with 94 strikeouts and ranked second with 86.1 IP at Advanced Rookie Tri-City.

**2002 SEASON**

- Made his pro debut with Rookie Martinsville after signing on 5/31 ... was recommended/signed by Rusty Pendergrass.

**MISCELLANEOUS/PERSONAL**

- Married Tara ... has one son: Mason James.
- Attended San Jacinto (Texas) Junior College and was signed by Houston as a draft-and-follow following his freshman year.
- Is a 2001 graduate of Clements (Texas) High School.



### CAREER PLAYING RECORD

YEAR	CLUB	W-L	PCT	ERA	G	GS	CG	SHO	SV	IP	H	R	ER	HR	HB	BB-I	SO	WP	BK	AVG
2002	Martinsville	2-3	4.00	5.13	13	13	0	0	0	59.2	61	38	34	2	7	38-0	72	5	1	.274
2003	Tri-City	5-4	.556	2.92	15	14	0	0	0	86.1	69	37	28	1	5	25-0	94	4	1	.214
2004	Lexington	8-3	.727	3.31	22	21	0	0	0	111.1	95	51	41	3	6	57-0	140	11	0	.237
2005	Salem	8-12	.400	4.66	28	27	0	0	0	148.2	161	86	77	15	8	62-0	146	7	0	.278
2006	Corpus Christi	10-2	.833	2.17	19	19	0	0	0	116.0	96	40	28	4	12	47-2	95	9	0	.223
	Round Rock	2-1	.667	3.96	4	4	0	0	0	25.0	24	11	11	2	2	10-0	26	0	0	.253
	HOUSTON	0-2	.000	6.00	4	2	0	0	0	15.0	17	10	10	1	0	7-0	11	0	0	.298
2007	Round Rock	2-3	.400	3.74	9	9	1	0	0	53.0	50	28	22	6	2	22-0	43	3	0	.256
	HOUSTON	4-11	.267	5.86	31	18	0	0	0	110.2	127	77	72	18	7	50-6	71	7	0	.291
2008	BALTIMORE	3-3	.500	3.49	28	3	0	0	0	49.0	43	21	19	4	2	22-1	26	1	0	.240
	Aberdeen	0-0	.000	0.00	2	0	0	0	0	2.0	1	0	0	0	0	1-0	4	0	0	.143
2009	Norfolk	1-0	1.000	5.68	10	0	0	0	0	12.2	19	11	8	1	0	5-0	12	2	0	.328
	BALTIMORE	3-6	.333	5.51	56	0	0	0	0	67.0	80	43	41	3	2	36-3	49	3	0	.303
	BALTIMORE	5-3	.625	4.52	62	0	0	0	0	75.2	78	41	38	6	2	34-5	49	2	0	.269
2011	Pawtucket	0-0	.000	0.00	2	0	0	0	0	3.0	1	0	0	0	0	0-0	2	0	0	.100
	BOSTON	4-4	.500	4.73	56	0	0	0	0	64.2	62	35	34	7	5	31-1	68	2	0	.251
2012	BOSTON	2-0	1.000	2.29	40	0	0	0	0	39.1	30	14	10	6	1	15-3	25	0	0	.216
	ARIZONA	1-1	.500	2.57	23	0	0	0	0	21.0	16	7	6	3	1	7-0	19	1	0	.213
2013	CLEVELAND	3-1	.750	3.14	56	0	0	0	0	63.0	57	25	22	2	1	23-3	35	6	0	.242
2014	HOUSTON	0-0	.000	0.90	8	0	0	0	0	10.0	10	1	1	0	1	3-0	8	0	0	.263
2015	WHITE SOX	2-0	1.000	1.21	30	0	0	0	0	37.1	31	6	5	3	1	9-2	28	0	0	.228
	Birmingham	0-0	.000	0.00	1	0	0	0	0	2.0	0	0	0	0	0	0-0	4	0	0	.000
	Charlotte	1-0	1.000	5.59	7	0	0	0	0	9.2	10	6	6	2	0	1-0	5	0	0	.263
<b>MINOR TOTALS</b>		<b>39-28</b>	<b>.582</b>	<b>3.65</b>	<b>132</b>	<b>187</b>	<b>1</b>	<b>0</b>	<b>0</b>	<b>629.1</b>	<b>587</b>	<b>308</b>	<b>255</b>	<b>36</b>	<b>42</b>	<b>268-2</b>	<b>643</b>	<b>41</b>	<b>2</b>	<b>.248</b>
<b>A.L. TOTALS</b>		<b>22-17</b>	<b>.564</b>	<b>3.77</b>	<b>336</b>	<b>3</b>	<b>0</b>	<b>0</b>	<b>0</b>	<b>406.0</b>	<b>391</b>	<b>186</b>	<b>170</b>	<b>31</b>	<b>15</b>	<b>173-18</b>	<b>288</b>	<b>14</b>	<b>0</b>	<b>.256</b>
<b>N.L. TOTALS</b>		<b>5-14</b>	<b>.263</b>	<b>5.40</b>	<b>58</b>	<b>20</b>	<b>0</b>	<b>0</b>	<b>0</b>	<b>146.2</b>	<b>160</b>	<b>94</b>	<b>88</b>	<b>22</b>	<b>8</b>	<b>64-6</b>	<b>101</b>	<b>8</b>	<b>0</b>	<b>.281</b>
<b>SOX TOTALS</b>		<b>2-0</b>	<b>1.000</b>	<b>1.21</b>	<b>30</b>	<b>0</b>	<b>0</b>	<b>0</b>	<b>0</b>	<b>37.1</b>	<b>31</b>	<b>6</b>	<b>5</b>	<b>3</b>	<b>1</b>	<b>9-2</b>	<b>28</b>	<b>0</b>	<b>0</b>	<b>.228</b>
<b>M.L. TOTALS</b>		<b>27-31</b>	<b>.466</b>	<b>4.20</b>	<b>394</b>	<b>23</b>	<b>0</b>	<b>0</b>	<b>0</b>	<b>552.2</b>	<b>551</b>	<b>280</b>	<b>258</b>	<b>53</b>	<b>23</b>	<b>237-24</b>	<b>389</b>	<b>22</b>	<b>0</b>	<b>.263</b>

### CAREER TRANSACTIONS

- Selected by Houston in the 23rd round of the First-Year Player Draft (6/01).
- On Class A Lexington suspended list (7/1-31/04).
- Traded by Houston with Mike Costanzo, Troy Patton, Dennis Sarfate and Luke Scott to Baltimore in exchange for Miguel Tejada (12/12/07).
- On Baltimore disabled list with right shoulder inflammation (6/26-10/21/08).
- Signed by Boston as a free agent (12/16/10).
- On Boston disabled list with a right lat strain (4/6-21/11); included a rehabilitation assignment to Class AAA Pawtucket (4/17-21).
- Traded by Boston with outfielder Scott Podsednik to Arizona in exchange for pitcher Craig Breslow (7/31/12).
- Traded by Arizona with pitchers Trevor Bauer and Bryan Shaw to Cleveland in exchange for infielders Lars Anderson and Didi Gregorius (via Cincinnati) and pitcher Tony Sipp (12/11/12).
- Signed by Houston as a free agent (12/17/13).
- On Houston Paternity List (4/8-11/14).
- On Houston disabled list with right shoulder tendonitis (4/22/14-end of the season); transferred to 60-day disabled list (7/25/14).
- Signed by the White Sox as a free agent (2/13/15).
- On White Sox disabled list with a broken right pinky finger (4/20-7/19/15); included a rehab assignment to Class AAA Charlotte (6/26-7/15) and Class AA Birmingham (7/15-19).

### CAREER RELIEF BREAKDOWN

- Save Pct. — Career:** 0-18; **2014:** 0-1; **2012:** 0-6; **2011:** 0-3; **2010:** 0-3; **2009:** 0-4; **2008:** 0-2.
- Holds — Career:** 52; **2015:** 6; **2014:** 3; **2013:** 1; **2012:** 9; **2011:** 10; **2010:** 7; **2009:** 10; **2008:** 6.
- Inherited Runners/Scored — Career:** 256-93 (36.3); **2015:** 25-10 (40.0); **2014:** 4-2 (50.0); **2013:** 44-18 (40.9); **2012:** 49-17 (34.7); **2011:** 23-10 (43.5); **2010:** 45-14 (31.1); **2009:** 48-18 (37.5); **2008:** 18-4 (22.2).
- First Batter Efficiency — Career:** 88-338 (.260); **2015:** 7-27 (.259); **2014:** 1-7 (.143); **2013:** 13-55 (.236); **2012:** 15-59 (.254); **2011:** 12-49 (.245); **2010:** 13-54 (.241); **2009:** 15-50 (.300); **2008:** 5-22 (.227); **2007:** 6-13 (.462); **2006:** 1-2 (.500).

### CAREER FIELDING STATISTICS


POSITION	PCT	G	GS	TC	PO	A	E	DP
Pitcher	.950	394	23	120	35	79	6	9

### CAREER GAME BESTS AS RELIEVER

- STRIKEOUTS — 4** (7x, last 4/21/14 vs. NYY, 1.1 IP) ... **INNINGS PITCHED — 5.0** IP (7/27/06 vs. Cin.)
- WINNING STREAK — 5** games (4/30-8/16/10) ... **CONSECUTIVE SCORELESS IP — 22.1** (8/5/15-current)

## White Sox Winning Pitchers In The All-Star Game

Left-hander Chris Sale became the seventh pitcher in White Sox history to win an All-Star Game when he earned the decision on July 16, 2013 at New York's Citi Field. Sale threw 2.0 scoreless IP with two strikeouts, joining Mark Buehrle (2005), Edgar Smith (1941), Early Wynn (1958), Ray Herbert (1962), Jack McDowell (1993) and James Baldwin (2000) as Sox winners at the Midsummer Classic.



# PHILLIPPE AUMONT

# 68

**RIGHT-HANDED PITCHER**
**NON-ROSTER INVITE**
**Given Name:** Phillippe Aumont

**Bats:** Left

**Throws:** Right

**Height:** 6-7

**Weight:** 240

**Opening Day Age:** 27 (January 7, 1989)

**Birthplace/Residence:** Gatineau, Quebec/Clearwater, Fla.

**First Pro Contract:** Seattle Mariners, selected in the first round (11th overall), June 2007 First-Year Player Draft.

**Sox Acquisition:** Signed as a free agent, October 31, 2015.

**Major League Service:** 133 days.

**Contract Status:** Signed through 2016.

## 2015 SEASON

- Split the season between Class AAA Lehigh Valley in the Philadelphia organization and Class AAA Buffalo in the Toronto system, combining to go 3-6 with a 3.14 ERA (29 ER/83.0 IP) and 81 strikeouts over 19 games (14 starts).
- Limited the opposition to a .208 (61-293) average, including a .194 (26-134) mark vs. right-handers ... averaged 8.8 strikeouts and 6.8 walks (63 BB) per 9.0 IP.
- Opened the season with the IronPigs, making 14 appearances (10 starts) ... allowed three runs or less in each outing.
- Made back-to-back scoreless starts on 5/8 vs. Gwinnett (6.0 IP) and 5/13 vs. Columbus (7.0 IP) and allowed one run over 6.0 IP on 5/18 at Syracuse.
- His contract was purchased by the Phillies on 6/19 ... made his only appearance that night vs. St. Louis, allowing six runs on five hits and seven walks over 4.0 IP.
- Was designated for assignment on 6/20 ... was outrighted and elected free agency on 6/24.
- Signed a minor-league contract with the Blue Jays on 7/27 ... allowed one run with eight strikeouts over 6.0 IP on 8/13-2 vs. Rochester.

## 2014 SEASON

- Spent most of the season with Lehigh Valley but also made five appearances with the Phillies.
- Averaged 10.64 strikeouts per 9.0 IP (65 SO/55.0 IP) with the IronPigs, striking out two-plus batters in 21 of his 35 appearances ... limited left-handers to a .226 (21-93) average.
- Recorded a season-low 2.79 ERA (3 ER/9.2 IP) over eight appearances in April with the IronPigs.
- Was recalled by Philadelphia on 6/1 and made two appearances before being optioned on 6/3 ... was recalled a second time on 7/23 before being optioned to Lehigh Valley on 8/2 for the remainder of the season.

## 2013 SEASON

- Made 22 appearances out of the Phillies bullpen after making his first career Opening Day roster.
- Earned his first major-league win on 4/12 at Miami ... made six straight scoreless appearances from 4/30-5/15 (5.1 IP).
- Was optioned to Lehigh Valley on 5/22, recalled on 6/24 (six appearances) and optioned a final time on 7/9.
- Did not allow a homer over 35.2 IP with the IronPigs.
- Made two appearances for Team Canada at the WBC.

## 2012 SEASON

- Spent most of the season with Lehigh Valley but made 18 relief appearances with the Phillies.
- Was recalled by Philadelphia on 8/21 for the rest of 2012.
- Fourteen of his 18 appearances were scoreless ... worked 9.2 scoreless IP (10 games) at Citizens Bank Park.

- Made his major-league debut on 8/23 vs. Cincinnati, working 1.0 scoreless IP in relief.
- Recorded his first strikeout (Jerry Hairston Jr.) on 8/29 vs. the Mets and his first save on 9/3 at Cincinnati.
- Ranked fifth in the International League with 15 saves ... averaged 11.98 strikeouts per 9.0 IP (59 SO/44.0 IP).

## 2011 SEASON

- Went 2-5 with a 2.68 ERA (16 ER/53.2 IP), seven saves and 78 strikeouts over 25 relief appearances between Class AA Reading and Lehigh Valley ... averaged 13.1 strikeouts per 9.0 IP.
- Opened the season with Reading, striking out 41 batters over 31.0 IP ... was promoted to Lehigh Valley on 6/16.
- Did not allow a homer over 22.2 IP with the IronPigs.
- Was on the disabled list from 7/10-26 with a right shoulder strain ... struck out 15 batters in 8.0 IP over a six-game stretch from 7/27-8/8.
- Was named by *Baseball America* following the season as the No. 5 Prospect in the Philadelphia organization.

## 2010 SEASON

- Made 27 combined appearances (21 starts) between Reading and Class A Clearwater, going 3-11 with a 5.68 ERA (77 ER/122.0 IP), one save and 115 strikeouts.
- Opened the season with Reading, where he did not allow a home run over his first eight starts ... threw 6.0 hitless IP on 4/25 vs. Richmond.
- Was transferred to Clearwater on 6/7, where he averaged 9.6 strikeouts per 9.0 ... fanned 13 in 6.0 IP on 7/8 at Lakeland.

## 2009 SEASON

- Opened the season pitching for Team Canada at the World Baseball Classic (one appearance).
- Went 2-6 with a 3.88 ERA (22 ER/51.0 IP), 16 saves and 59 strikeouts over 44 combined relief appearances between Class A High Desert and Class AA West Tennessee.
- Tied for third among Seattle farmhands in saves.
- Made 29 relief appearances with High Desert ... was promoted to West Tennessee on 6/19.
- Was placed on the disabled list on 8/21 with a fractured left hand and missed the remainder of the season.
- Pitched for Peoria in the Arizona Fall League (10 games).
- Was traded on 12/16 by the Mariners with Tyson Gillies and J.C. Ramirez to Philadelphia in exchange for Cliff Lee.



### 2008 SEASON

- Made his professional debut with Class A Wisconsin ... was named to the Midwest League All-Star team.
- Did not allow a run over his first six appearances (17.2 IP).
- Was on the disabled list from 6/10-8/9 with a right elbow strain and 8/21 through the remainder of the season with a right shoulder strain.
- Was chosen to play for the World team at the Futures Game, but did not participate due to injury.
- Was tabbed by *Baseball America* as the No. 3 Prospect in the Mariners system and No. 8 in the Midwest League ... also cited by the same publication as Possessing the Best Fastball.

### 2007 SEASON

- Participated in the Arizona Instructional League after being selected 11th overall in the First-Year Player Draft.
- Was rated by *Baseball America* following the season as Possessing the Best Fastball in the organization.
- Was recommended/signed by Wayne Norton.

### MISCELLANEOUS/PERSONAL

- Single ... Twitter: @P\_Aumont17.
- Was a member of Canada's gold-medal winning team at the 2015 Pan-American Games.
- Is a 2007 graduate of Ecole Du Versant High School ... represented Canada in the 2007 International Baseball Federation (IBAF) World Cup in Taiwan ... was the named the 2007 Canadian Junior National Team and was selected by *Perfect Game* as the Canada East Player of the Year.
- Played for Team Canada at the 2006 World Junior AAA Championships in Sancti Spiritus, Cuba.
- Was the highest Canadian to be selected in the first round of the draft since LHP Adam Loewen (fourth overall) and LHP Jeff Francis (ninth) in 2002.
- Was the first native of Quebec to be selected in the first round since OF Ntema Ndungidi in 1997 (supplemental pick).

### CAREER PLAYING RECORD

YEAR	CLUB	W-L	PCT	ERA	G	GS	CG	SHO	SV	IP	H	R	ER	HR	HB	BB-I	SO	WP	BK	AVG
2008	Wisconsin	4-4	.500	2.75	15	8	0	0	2	55.2	46	22	17	4	4	19-0	50	9	1	.224
2009	High Desert	1-2	.333	3.24	29	0	0	0	12	33.1	24	14	12	3	2	12-0	35	5	0	.195
	West Tennessee	1-4	.200	5.09	15	0	0	0	4	17.2	21	15	10	1	3	11-1	24	6	2	.292
2010	Reading	1-6	.143	7.43	11	11	0	0	0	49.2	55	45	41	4	6	38-0	38	6	1	.284
	Clearwater	2-5	.286	4.48	16	10	1	0	1	72.1	74	41	36	6	6	42-0	77	11	1	.270
2011	Reading	1-5	.167	2.32	25	0	0	0	4	31.0	23	16	8	2	1	11-1	41	1	0	.195
	Lehigh Valley	1-0	1.000	3.18	18	0	0	0	3	22.2	21	9	8	0	2	14-1	37	2	1	.244
2012	Lehigh Valley	3-1	.750	4.26	41	0	0	0	15	44.1	34	23	21	3	5	34-1	59	15	1	.209
	PHILADELPHIA	0-1	.000	3.68	18	0	0	0	2	14.2	10	6	6	0	1	9-1	14	2	0	.189
2013	PHILADELPHIA	1-3	.250	4.19	22	0	0	0	0	19.1	24	11	9	0	3	13-1	19	2	1	.308
	Lehigh Valley	0-2	.000	4.04	32	0	0	0	2	35.2	29	16	16	0	6	38-0	42	13	0	.230
2014	Lehigh Valley	3-3	.500	3.93	35	0	0	0	0	55.0	48	25	24	2	0	39-1	65	9	0	.240
	PHILADELPHIA	0-1	.000	19.06	5	0	0	0	0	5.2	14	12	12	3	0	5-0	6	0	0	.483
2015	Lehigh Valley	3-4	.429	2.35	14	10	0	0	0	65.0	49	23	17	3	3	41-0	58	7	3	.212
	PHILADELPHIA	0-1	.000	13.50	1	1	0	0	0	4.0	5	6	2	0	0	7-0	3	1	0	.313
	Buffalo	0-2	.000	6.00	5	4	0	0	0	18.0	12	12	12	2	0	22-0	23	4	1	.194
<b>MINOR TOTALS</b>		<b>20-38</b>	<b>.345</b>	<b>3.99</b>	<b>256</b>	<b>43</b>	<b>1</b>	<b>0</b>	<b>43</b>	<b>500.1</b>	<b>436</b>	<b>261</b>	<b>222</b>	<b>30</b>	<b>38</b>	<b>321-5</b>	<b>549</b>	<b>88</b>	<b>11</b>	<b>.235</b>
<b>MLB TOTALS</b>		<b>1-6</b>	<b>.143</b>	<b>6.80</b>	<b>46</b>	<b>1</b>	<b>0</b>	<b>0</b>	<b>2</b>	<b>43.2</b>	<b>53</b>	<b>35</b>	<b>33</b>	<b>5</b>	<b>4</b>	<b>34-2</b>	<b>42</b>	<b>5</b>	<b>1</b>	<b>.301</b>

### CAREER TRANSACTIONS

- Selected by Seattle in the first round (11th overall) of the First-Year Player Draft (6/07).
- On Class A Wisconsin disabled list with a strained right elbow (6/10-8/9/08).
- On Class A Wisconsin disabled list with a right shoulder strain (8/21/08-end of season).
- On Class A Jackson disabled list with a fractured left hand (8/21/09-end of season).
- Traded by Seattle with OF Tyson Gillies and RHP J.C Ramirez to Philadelphia in exchange for LHP Cliff Lee (12/16/09).
- On Class AAA Lehigh Valley disabled list with a right shoulder strain (7/10-26/11).
- On Class AAA Lehigh Valley disabled list with a right back strain (5/17-28/12).
- Signed by the White Sox as a free agent (10/31/15).

### CAREER PITCHING BREAKDOWN

Save Pct. — Career: 2-3 (66.7); 2012: 2-3 (66.7).

Holds — Career: 6; 2013: 1; 2012: 5.

Inherited Runners/Scored — Career: 11-7 (63.6); 2014: 2-2 (100.0); 2013: 3-3 (100.0); 2012: 6-2 (33.3).

First Batter Efficiency — Career: 10-39 (.256); 2014: 2-4 (.500); 2013: 6-19 (.319); 2012: 2-16 (.125).

### CAREER FIELDING STATISTICS

POSITION	PCT	G	GS	TC	PO	A	E	DP
Pitcher	1.000	46	1	7	1	6	0	0


### CAREER GAME BESTS

STRIKEOUTS — 3 (2x, last 6/19/15 vs. St.L.) ... IP — 4.0 (6/19/15 vs. St.L.)

WINNING STREAK — NONE ... CONSECUTIVE SCORELESS IP — 5.1 (4/30-5/15/13).

### WORLD BASEBALL CLASSIC RECORD

YEAR	CLUB	W-L	PCT	ERA	G	GS	CG	SHO	SV	IP	H	R	ER	HR	HB	BB-I	SO	WP	BK	AVG
2009	Canada	0-0	.000	0.00	1	0	0	0	0	1.0	2	0	0	0	0	1-0	2	0	0	—
2013	Canada	0-0	.000	16.20	2	0	0	0	0	1.2	5	3	3	0	0	1-0	1	0	0	—
<b>TOTALS</b>		<b>0-0</b>	<b>.000</b>	<b>10.12</b>	<b>3</b>	<b>0</b>	<b>0</b>	<b>0</b>	<b>0</b>	<b>2.2</b>	<b>7</b>	<b>3</b>	<b>3</b>	<b>0</b>	<b>0</b>	<b>2-0</b>	<b>3</b>	<b>0</b>	<b>0</b>	<b>—</b>



# ALEX AVILA

# 31

## CATCHER

**Given Name:** Alexander Thomas Avila

**Bats:** Left **Throws:** Right

**Height:** 5-11 **Weight:** 210

**Opening Day Age:** 29 (January 29, 1987)

**Birthplace/Residence:** Hialeah, Fla./Davie, Fla.

**First Pro Contract:** Detroit Tigers, selected in the fifth round, June 2008 First-Year Player Draft.

**Sox Acquisition:** Signed as a free agent, December 4, 2015.

**Major League Service:** Six years, 61 days.

**Contract Status:** Signed through 2016.

### 2015 SEASON

- Was limited to just 67 games due to injury in his sixth full season with Detroit.
- Appeared in 44 games (43 starts) at catcher and 23 (13) at first base ... committed just one error between the two positions (439 total chances).
- Threw out 32.3 percent (10-31) of attempted basestealers ... pitchers owned a 4.55 ERA (185 ER/365.2 IC) when he was behind the plate.
- Batted .260 (19-73) at Comerica Park, compared to .143 (15-105) on the road ... hit three of his four home runs before the All-Star Break.
- Connected on his first career Opening Day home run on 4/6 vs. Minnesota, a two-run shot in the second off Phil Hughes ... scored a career-high four runs and tied a career high with three walks on 4/8 vs. the Twins.
- Was on the disabled list from 5/7-7/3 due to a loose body in his left knee ... appeared in six games with Class AAA Toledo during a rehab assignment.
- Made his first career start at first base on 7/4 vs. Toronto ... recorded his 500th career hit on 9/19 vs. Kansas City.

### CAREER HIGHLIGHTS

- Appeared in 34 postseason games with Detroit from 2011-14, hitting three home runs.
- Has thrown out 24.5 percent (124-507) of attempted basestealers ... his 120 baserunners caught since since 2010 are the fifth-highest total among major-league catchers.
- Was named to the American League All-Star Team and received a Silver Slugger Award in 2011.
- His 633 career games caught rank sixth in Tigers history.

### 2014 SEASON

- Ranked fifth among AL catchers with 122 games caught ... threw out 26.8 percent (26-97) of attempted baserunners ... threw out 26 basestealers, the second-highest total in the AL.
- Posted a .262 average (45-172) with six home runs and 26 RBI over 54 games vs. the AL Central.
- Tigers pitchers recorded a 3.95 ERA (447 ER/1,017.2 IC) when he was behind the plate ... compiled a .995 fielding percentage (5 E/940 TC).
- Recorded a season-high three hits on 4/22 at the White Sox, 6/24 at Texas and 8/2 vs. Colorado ... drove in a season-high three runs on 7/12 at Kansas City and 7/23 at Arizona ... also hit his 100th career double on 7/23 at Chase Field.
- Made his first career appearance at first base on 8/22 at Minnesota ... did not factor in any plays in one inning.
- Recorded the third game-ending hit of his career on 8/28 vs. the Yankees, a RBI single in the ninth inning.
- Went 2-9 (.222) with one double over three games in Detroit's ALDS loss to Baltimore.

### 2013 SEASON

- Appeared in 102 games, his fewest since his rookie season of 2009 (29).
- Was hitting .174 (35-201) through 7/19 but rebounded to hit .310 (40-129) with five home runs and 26 RBI over the remainder of the season (43 games).
- Batted .255 (64-251) vs. right-handers, compared to a .139 mark (11-79) against lefties.
- Pitchers posted a 3.38 ERA (314 ER/836.2 IC) when he was behind the plate ... threw out just 12.0 percent (10-83) of attempted basestealers.
- Was on the 15-day disabled list from 6/17-7/2 with a left forearm contusion ... appeared in eight rehab games with Toledo from 6/23-7/2.
- Compiled a six-game hitting streak from 7/24-31, batting .348 (8-23) with two doubles, two home runs and nine RBI ... hit his first career grand slam on 7/30 vs. Washington (off Stephen Strasburg) ... his four RBI were a season high.
- Was on the disabled list due to a concussion from 8/11-25, including a rehab assignment at Toledo (8/22-25) ... also missed games from 8/25-27 due to post-concussion symptoms.
- Hit .343 (23-67) with four doubles, two home runs and eight RBI in September ... ranked third in the AL in average and on-base percentage (.430) during the month.
- Matched a career high with four hits on 9/10 vs. the White Sox at U.S. Cellular Field.
- Hit .161 (5-31) with one home run, four RBI and eight walks over 11 playoff games ... went 2-3 with a home run and three RBI in Game 2 of the ALCS at Fenway Park.

### 2012 SEASON

- Appeared in 116 games in his second season as the Tigers starting catcher ... ranked third among AL catchers by throwing out 26.2 percent (28-107) of attempted basestealers.
- Batted .262 (74-282) vs. right-handed pitchers, compared to .176 (15-85) against lefties.
- Connected on his first game-ending homer on 4/8 vs. Boston, a two-run shot off Mark Melancon in the 11th inning.
- Recorded three-hit games on 5/4 vs. the White Sox, 6/27 at Texas and 9/15 at Cleveland ... registered three RBI on 5/22 at Cleveland and 5/25 at Minnesota.
- Was on the 15-day disabled list from 6/6-20 with a strained right hamstring, including three rehab games with Toledo.
- Posted an 11-game hitting streak from 7/30-8/10, batting .457 (16-35) with four doubles, one homer and eight RBI.
- Appeared in nine postseason games, batting .207 (6-29) with one double, one home run and one RBI.
- Went 3-12 (.250) with a homer and RBI in the ALDS vs. Oakland, 2-10 (.200) vs. the Yankees in the ALCS and 1-7 (.143) in two World Series games vs. the Giants.

## 2011 SEASON

- Received his first career AL Silver Slugger Award and was named to The Sporting News AL All-Star Team after setting career highs in every offensive category, including average (.295), doubles (33), home runs (19), RBI (82), on-base (.389) and slugging percentage (.506).
- Ranked fifth in the AL in on-base percentage ... led AL catchers in average, hits, doubles, RBI and slugging percentage and tied for fourth in home runs.
- Led AL catchers with 1,018 total chances and 940 putouts ... his .995 fielding percentage and 73 assists ranked second.
- Hit .304 (102-336) vs. right-handers, compared to a .273 mark (35-128) vs. lefties.
- Owned a .329 average (23-70) with six doubles, one triple, three homers and 18 RBI in April (21 games).
- Recorded five RBI on 4/6 at Baltimore, the most by a Detroit catcher since Ivan Rodríguez on 6/15/07 at Philadelphia (five).
- Hit two home runs on 5/2 vs. the Yankees and 5/24 vs. Tampa Bay, the first Tigers catcher to register a multihomer game since John Flaherty in 1995.
- Hit two triples on 6/9 vs. Seattle, joining Lance Parrish (1980) and Brad Ausmus (1999) as the only Detroit catchers since at least 1919 to accomplish the feat.
- Was selected as the AL starting catcher at the All-Star Game in Phoenix (first career honor) and went 0-2 ... became the fifth Tigers catcher to start the Midsummer Classic, joining Birdie Tebbetts, Bill Freehan, Lance Parrish and Ivan Rodríguez.

- Was named the Tigers Player of the Month for August after hitting .360 (32-89) with seven doubles, a triple, seven home runs and 18 RBI over 26 games ... ranked among the AL August leaders in slugging percentage (.3rd, .697), on-base percentage (.4th, .472), average (.7th) and homers (8th).
- Hit safely in 10 straight games from 8/2-13 (.400, 14-35) and a career-high 12 in a row from 8/15-28 (.419, 18-43) ... became the first Tiger since Roger Cedeno (May 2001) to record a pair of 10-plus game hitting streaks in the same month.
- Recorded a career-high four hits on 9/4 vs. the White Sox.
- Started all 11 of Detroit's postseason games, going 3-41 (.073) with one homer and two RBI ... connected on a solo home run in Game 4 of the ALCS vs. Texas.

## 2010 SEASON

- Spent his first full season in the majors with Detroit, appearing in 104 games (84 starts).
- Threw out 31.7 percent (20-63) of attempted basestealers, the second-best mark among AL catchers.
- Recorded his first multihomer game on 5/5 at Minnesota.
- Connected on a game-winning, two-run home run in the ninth inning on 8/14 at the White Sox ... became the first Tigers rookie catcher with a game-winning homer in the ninth inning or later since Lance Parrish 5/16/78 vs. Seattle (Elias).

## 2009 SEASON

- Spent most of the season with Class AA Erie before making his major-league debut with Detroit in August.
- His contract was purchased by the Tigers on 8/5 ... made his major-league debut on 8/6 vs. Baltimore, going 2-4 with a double, RBI and run scored ... became the first Tigers with two or more hits in his debut since Brent Clevlen on 7/30/06 at Minnesota.
- Went 2-4 with a double, home run (off Anthony Swarzak) and four RBI in his second game on 8/7 vs. Minnesota ... became the first Tiger to collect at least two hits and one RBI in each of his first two games since Dale Alexander in 1929 (Elias).
- Went 2-3 with two doubles on 8/11 at Boston, becoming the first Detroit player since at least 1954 to begin his career with three straight multihit efforts.
- Hit .324 (12-37) with four doubles, three home runs and nine RBI in 14 August games ... tied for fourth among all AL rookies in homers during the month.
- Was named to the Eastern League midseason All-Star Team ... led the EL in caught stealing percentage (43.6, 34-78).
- Tied for fifth in the EL with six homers in July ... hit three home runs with seven RBI on 7/24 vs. Birmingham.
- Following the year, was ranked by *Baseball America* as the No. 6 Prospect and Best Defensive Catcher in the Tigers organization ... appeared in 15 games for Escogido in the Dominican Winter League following the regular season.

## 2008 SEASON

- Made his professional debut with Class A West Michigan.
- Ranked 10th in the Midwest League with a .337 average in July and seventh with a .326 mark in August.
- Played in all three of West Michigan's ML playoff games.
- Following the season, was named the 20th-best prospect in the Tigers organization by *Baseball America*.
- Was recommended/signed by Jim Rough.

## MISCELLANEOUS/PERSONAL

- Married Kristina ... has one daughter: Avery.
- Is the son of the Al Avila, executive vice president of baseball operations and general manager of the Detroit Tigers.
- Played three seasons at the University of Alabama, where he was teammates with current White Sox closer David Robertson in 2006.
- Hit 36 home runs with 161 RBI over 178 career games with the Crimson Tide ... recorded a .343 average (82-239) with 17 homers and 62 RBI over 61 games as a junior in 2008 to earn First-Team All-SEC honors.
- Played for Harwich in the Cape Cod League in 2007 and with the Ann Arbor Braves in 2006.
- Is a 2005 graduate of Archbishop McCarthy High School in Fort Lauderdale, Fla. ... was selected by Detroit in the 34th round of the June 2005 draft but did not sign.



FRONT OFFICE  
FIELD STAFF  
PLAYERS  
OPPONENTS  
2015 REVIEW  
HISTORY  
RECORDS  
MINOR LEAGUES  
MEDIA/MISC.

### CAREER PLAYING RECORD

YEAR	CLUB	AVG	G	AB	R	H	TB	2B	3B	HR	RBI	SH	SF	HB	BB	SO	SB	CS	OBP	SLG	E
2008	West Michigan	.305	58	213	21	65	82	14	0	1	22	1	2	1	27	41	0	1	.383	.385	3
2009	Erie	.264	93	329	52	87	148	23	1	12	55	3	2	1	52	77	2	1	.365	.450	4
	DETROIT	.279	29	61	9	17	36	4	0	5	14	1	0	1	10	18	0	0	.375	.590	0
2010	DETROIT	.228	104	294	28	67	100	12	0	7	31	1	0	2	36	71	2	2	.316	.340	4
2011	DETROIT	.295	141	464	63	137	235	33	4	19	82	3	8	3	73	131	3	1	.389	.506	6
2012	Toledo	.429	3	7	0	3	3	0	0	0	0	0	1	0	0	1	3	0	.500	.429	0
	DETROIT	.243	116	367	42	89	141	21	2	9	48	2	2	2	61	104	2	0	.352	.384	6
2013	Toledo	.250	12	44	5	11	17	3	0	1	5	0	0	0	7	12	0	0	.353	.386	0
	DETROIT	.227	102	330	39	75	124	14	1	11	47	1	3	1	44	112	0	0	.317	.376	6
2014	DETROIT	.218	124	390	44	85	140	22	0	11	47	1	2	3	61	151	0	3	.327	.359	5
2015	DETROIT	.191	67	178	21	34	51	5	0	4	13	1	0	0	40	66	0	1	.339	.287	1
	Toledo	.300	6	20	2	6	9	0	0	1	5	0	2	0	8	0	0	0	.273	.450	0
<b>MINOR TOTALS</b>		<b>.281</b>	<b>172</b>	<b>613</b>	<b>80</b>	<b>172</b>	<b>259</b>	<b>40</b>	<b>1</b>	<b>15</b>	<b>88</b>	<b>4</b>	<b>6</b>	<b>2</b>	<b>87</b>	<b>141</b>	<b>2</b>	<b>2</b>	<b>.369</b>	<b>.423</b>	<b>7</b>
<b>MLB TOTALS</b>		<b>.242</b>	<b>683</b>	<b>2084</b>	<b>246</b>	<b>504</b>	<b>827</b>	<b>111</b>	<b>7</b>	<b>66</b>	<b>282</b>	<b>9</b>	<b>16</b>	<b>11</b>	<b>325</b>	<b>653</b>	<b>7</b>	<b>7</b>	<b>.345</b>	<b>.397</b>	<b>28</b>

### CAREER TRANSACTIONS

- Selected by Detroit in the fifth round of the First-Year Player Draft (6/08).
- On Detroit disabled list with a strained right hamstring (6/6-20/12); included rehab assignment at Class AAA Toledo (6/18-20/12).
- On Detroit disabled list with a forearm contusion (6/17-7/2/13); included rehab assignment at Class AAA Toledo (6/23-7/2/13).
- On Detroit concussion list (8/11-25/13); included rehab assignment at Class AAA Toledo (8/22-25/13).
- On Detroit disabled list with post concussion symptoms (8/25-27/13).
- On Detroit disabled list with a loose body in his left knee (5/8-7/3/15); included rehab assignment at Class AAA Toledo (6/26-7/3/15).
- Signed by the White Sox as a free agent (11/25/15).

### CAREER CATCHING BREAKDOWN

**Caught Stealing Percentage — Career:** 124-507 (24.5); **2015:** 10-31 (32.3); **2014:** 26-97 (26.8); **2013:** 10-83 (12.0); **2012:** 28-79 (35.4); **2011:** 26-111 (23.4); **2010:** 20-63 (31.7); **2009:** 4-14 (28.6).

**Catcher's ERA — Career:** 3.94 (2,289 ER/5,224.2 IC); **2015:** 4.55 (185 ER/365.2 IC); **2014:** 3.95 (447 ER/1,017.2 IC); **2013:** 3.38 (314 ER/836.2 IC); **2012:** 3.59 (374 ER/937.2 IC); **2011:** 3.88 (499 ER/1,157.0 IC); **2010:** 4.47 (376 ER/756.2 IC); **2009:** 5.52 (94 ER/153.1 IC).

### CAREER FIELDING STATISTICS

POSITION	PCT	G	GS	TC	PO	A	E	DP	POSITION	PCT	G	GS	TC	PO	A	E	DP
Catcher	.995	633	593	4779	4483	270	26	42	First Base	.992	24	13	130	120	9	1	12
Third Base	.500	1	1	2	0	1	1	0									

### CAREER GAME BESTS AND HOME RUN INFORMATION

**HITS —** 4 (2x, last 9/10/13 at Chi.-AL) ... **HR —** 2 (4x, last 9/15/13 vs. K.C.) ... **RBI —** 5 (4/6/11 at Bal.)

**RUNS —** 4 (4/8/14 vs. Min.) ... **SB —** 1 (7x, last 5/20/12 vs. Pit.) ... **HITTING STREAK —** 12 games (8/15-28/11)

**GAME-ENDING HOME RUNS —** 1 (4/8/12 vs. Bos.) ... **GRAND SLAMS —** 1 (7/30/13 vs. Was.)

**MULTIHOME GAMES —** 4 (last 9/15/13 vs. K.C.) ... **PINCH-HIT HOME RUNS —** 1 (9/14/11 at Chi.-AL)

**INSIDE-THE-PARK HOME RUNS —** NONE ... **LEADOFF HOME RUNS —** NONE

### DIVISION SERIES RECORD

YEAR	CLUB	AVG	G	AB	R	H	TB	2B	3B	HR	RBI	SH	SF	HB	BB	SO	SB	CS	OBP	SLG	E
2011	Det. vs. NYY	.063	5	16	0	1	1	0	0	0	1	1	0	0	2	7	0	0	.167	.063	0
2012	Det. vs. Oak.	.250	4	12	2	3	7	1	0	1	1	0	0	0	0	6	0	0	.250	.583	0
2013	Det. vs. Oak.	.133	5	15	1	2	2	0	0	0	1	0	0	0	4	5	0	0	.316	.133	0
2014	Det. vs. Bal.	.222	3	9	0	2	3	1	0	0	0	0	0	0	4	0	0	0	.222	.333	0
<b>TOTALS</b>		<b>.154</b>	<b>17</b>	<b>52</b>	<b>3</b>	<b>8</b>	<b>13</b>	<b>2</b>	<b>0</b>	<b>1</b>	<b>3</b>	<b>1</b>	<b>0</b>	<b>0</b>	<b>6</b>	<b>22</b>	<b>0</b>	<b>0</b>	<b>.241</b>	<b>.250</b>	<b>0</b>

### LEAGUE CHAMPIONSHIP SERIES RECORD

YEAR	CLUB	AVG	G	AB	R	H	TB	2B	3B	HR	RBI	SH	SF	HB	BB	SO	SB	CS	OBP	SLG	E
2011	Det. vs. Tex.	.080	6	25	1	2	5	0	0	1	1	0	0	0	0	9	0	0	.080	.200	0
2012	Det. vs. NYY	.200	3	10	0	2	2	0	0	0	0	0	0	0	0	4	0	0	.200	.200	0
2013	Det. vs. Bos.	.188	6	16	2	3	6	0	0	1	3	0	0	1	4	6	0	0	.381	.375	0
<b>TOTALS</b>		<b>.137</b>	<b>15</b>	<b>51</b>	<b>3</b>	<b>7</b>	<b>13</b>	<b>0</b>	<b>0</b>	<b>2</b>	<b>4</b>	<b>0</b>	<b>0</b>	<b>1</b>	<b>4</b>	<b>19</b>	<b>0</b>	<b>0</b>	<b>.214</b>	<b>.255</b>	<b>0</b>

### WORLD SERIES RECORD

YEAR	CLUB	AVG	G	AB	R	H	TB	2B	3B	HR	RBI	SH	SF	HB	BB	SO	SB	CS	OBP	SLG	E
2012	Det. vs. S.F.	.143	2	7	0	1	1	0	0	0	0	0	0	0	1	2	0	0	.250	.143	0

### ALL-STAR GAME RECORD

YEAR	CLUB	AVG	G	AB	R	H	TB	2B	3B	HR	RBI	SH	SF	HB	BB	SO	SB	CS	OBP	SLG	E
2011	A.L., Arizona	.000	1	2	0	0	0	0	0	0	0	0	0	0	0	0	0	0	.000	.000	0





# CHRIS BECK

# 54

## RIGHT-HANDED PITCHER

**Given Name:** Christopher Michael Beck

**Bats:** Right **Throws:** Right

**Height:** 6-3 **Weight:** 225

**Opening Day Age:** 25 (September 4, 1990)

**Birthplace/Residence:** Commerce, Ga./Buford, Ga.

**First Pro Contract:** White Sox.

**Sox Acquisition:** Selected in second round, June 2012 First-Year Player Draft.

**Major League Service:** Two days.

**Contract Status:** Signed through 2016.

### 2016 SEASON

- Enters the season ranked by MLB.com as the No. 10 Prospect in the White Sox organization.
- Attended a rookie symposium in January hosted by Major League Baseball and the MLBPA in Washington D.C.

### 2015 SEASON

- Was limited to 10 starts with Class AAA Charlotte due to right elbow injury.
- His contract was purchased from Charlotte on 5/9 and served as the 26th man for Game 2 of a doubleheader vs. Cincinnati ... did not pitch and was returned to the Knights after the game.
- Was recalled from Charlotte on 5/28 and made his major-league debut as the starter in Game 2 of a doubleheader at Baltimore ... suffered the loss, allowing five runs (four earned) on 10 hits with four walks and three strikeouts over 6.0 IP ... was optioned to Charlotte after the game.
- Went 3-0 with a 3.49 ERA (11 ER/28.1 IP) in five home starts and 0-2 with a 2.77 mark (8 ER/26.0 IP) in five road outings with the Knights ... limited left-handers to a .202 (18-89) average.
- Won three straight starts from 5/2-17 (3 ER/19.0 IP) and worked 7.0 IP in consecutive outings from 5/17-22.
- Was limited to just 4.0 IP in each of his last two starts on 6/3 at Durham and 6/13 at Buffalo.
- Was placed on the disabled list on 6/18 with right elbow inflammation and missed the remainder of the season ... underwent a right elbow ulnar nerve transposition on 11/3 in Chicago in a procedure performed by team physicians Dr. Mark Cohen and Dr. Charles Bush-Joseph.
- Entered the season cited by *Baseball America* as Possessing the Best Changeup in the White Sox organization.

### 2014 SEASON

- Combined to go 6-11 with a 3.54 ERA (59 ER/150.0 IP) in 27 starts between Class AA Birmingham and Charlotte.
- Ranked among the White Sox minor league leaders in shutouts (T1st, 1), ERA (4th) and IP (4th).
- Made 20 starts with Birmingham before being promoted to Charlotte on 6/26 ... was optioned back to the Barons on 6/27 and transferred back to Charlotte on 7/28.
- Went 3-5 with a 2.92 ERA (29 ER/89.1 IP) over his final 15 starts with the Barons.
- Recorded his second career shutout on 4/15-1 at Mobile (7.0 IP) ... made scoreless appearances on 5/11 vs. Pensacola (6.0 IP), 5/27 vs. Chattanooga (7.0) and 7/24 at Jacksonville (7.0).
- Allowed five runs in 4.2 IP in his first start with the Knights on 6/26 but posted a 1.57 ERA (4 ER/23.0 IP) over his next four.
- Was placed on the Charlotte disabled list with a strained right back on 8/22 ... was reinstated on 8/31 and tossed 5.0 scoreless IP that night vs. Gwinnett.
- Entered the season rated by *Baseball America* as the No. 9 Prospect and Possessing the Best Changeup in the system.

### 2013 SEASON

- Combined to go 13-10 with a 3.07 ERA (50 ER/146.2 IP) over 26 starts between Class A Winston-Salem and Birmingham.
- Tied for the Carolina League lead in wins (11) and ranked fifth in ERA (3.11) ... ranked among the White Sox organizational leaders in wins (T1st), ERA (3rd) and IP (8th) ... led the Dash in ERA and tied for the team lead in wins.
- Was named to the CL midseason All-Star Team ... won CL Pitcher of the Week honors for the period of 5/3-9.
- Began the season with Winston-Salem, posting a 1.45 ERA (5 ER/31.0 IP) over five starts in April.
- Limited righties to a .242 average (68-281), while lefties batted .279 (75-269).
- Went 4-0 with a 2.77 ERA (8 ER/26.0 IP) over four starts from 5/23-6/7, including a shutout on 6/7 vs. Wilmington ... was promoted to Birmingham on 8/6.
- Struck out a season-high eight batters on 8/25 at Pensacola (8.0 scoreless IP).
- Went 2-0 with a 0.82 ERA (1 ER/11.0 IP) in the Southern League playoffs, helping the Barons win their first championship since 2002.
- Entered the season ranked by *Baseball America* as the No. 10 Prospect in the White Sox organization.

### 2012 SEASON

- Made his pro debut with Advanced Rookie Great Falls.
- Went 3-1 with a 2.70 ERA (6 ER/20.0 IP) over seven home games (two starts), compared to 1-2 with a 6.64 ERA (15 ER/20.1 IP) in eight appearances (four starts) on the road ... posted a 4.18 ERA (11 ER/23.2 IP) as a starter (5.40 mark in relief).
- Ranked by *Baseball America* as Possessing the Best Fastball (along with Kyle Hansen) in the 2012 White Sox draft class.

### MISCELLANEOUS/PERSONAL

- Married Mimi ... Twitter: @WatchurBeck.
- Attended Georgia Southern University from 2010-12 ... went 9-5 with a 3.23 ERA as a sophomore and was named Most Outstanding Player of the Southern Conference Tournament.
- Was named a *Baseball America* preseason All-American entering his junior season.
- Was selected by Cleveland in the 35th round of the 2009 First-Year Player Draft, but did not sign.
- Is a 2009 graduate of Jefferson (Ga.) High School.

FRONT OFFICE

FIELD STAFF

PLAYERS

OPPONENTS

2015 REVIEW

HISTORY

RECORDS

MINOR LEAGUES

MEDIA/MISC.

FRONT OFFICE  
 FIELD STAFF  
 PLAYERS  
 OPPONENTS  
 2015 REVIEW  
 HISTORY  
 RECORDS  
 MINOR LEAGUES  
 MEDIA/MISC.

### CAREER PLAYING RECORD

YEAR	CLUB	W-L	PCT	ERA	G	GS	CG	SHO	SV	IP	H	R	ER	HR	HB	BB-I	SO	WP	BK	AVG
2012	Great Falls	4-3	.571	4.69	15	6	0	0	0	40.1	51	27	21	3	0	12-0	36	3	1	.319
2013	Winston-Salem #11-8	.579	3.11	21	21	1	1	1	0	118.2	117	51	41	11	4	42-0	57	3	0	.262
	Birmingham	2-2	.500	2.89	5	5	0	0	0	28.0	26	10	9	0	2	3-0	22	0	0	.250
2014	Birmingham	5-8	.385	3.39	20	20	1	1	0	116.2	116	50	44	7	5	31-1	57	4	0	.258
	Charlotte	1-3	.250	4.05	7	7	0	0	0	33.1	36	16	15	1	2	13-0	28	1	1	.265
2015	Charlotte	3-2	.600	3.15	10	10	0	0	0	54.1	50	20	19	3	2	14-0	40	3	0	.239
	WHITE SOX	0-1	.000	6.00	1	1	0	0	0	6.0	10	5	4	0	0	4-0	3	0	0	.385
<b>MINOR TOTALS</b>		<b>26-26</b>	<b>.500</b>	<b>3.43</b>	<b>78</b>	<b>69</b>	<b>2</b>	<b>2</b>	<b>0</b>	<b>391.1</b>	<b>396</b>	<b>174</b>	<b>149</b>	<b>25</b>	<b>15</b>	<b>115-1</b>	<b>240</b>	<b>14</b>	<b>2</b>	<b>.263</b>
<b>MLB TOTALS</b>		<b>0-1</b>	<b>.000</b>	<b>6.00</b>	<b>1</b>	<b>1</b>	<b>0</b>	<b>0</b>	<b>0</b>	<b>6.0</b>	<b>10</b>	<b>5</b>	<b>4</b>	<b>0</b>	<b>0</b>	<b>4-0</b>	<b>3</b>	<b>0</b>	<b>0</b>	<b>.385</b>

#Tied For League Lead

### CAREER TRANSACTIONS

- Selected by the White Sox in the second round of the First-Year Player Draft (6/12).
- On Class AAA Charlotte disabled list with a strained right back (8/22-31/14).
- On Class AAA Charlotte disabled list with right elbow inflammation (6/18/15-remainder of season).

### How The 2016 White Sox Were Built

Year	Draft (Round)	Trade	Free Agent/N DFA/Rule 5	Waivers
2006		John Danks (Tex., 12/23)		
2007	Nate Jones (5)			
2009			Carlos Sanchez (FA, 5/6)	
2010	Chris Sale (1)			
	Jake Petricka (2)			
	Tyler Saladino (7)			
2011	Erik Johnson (2)		Jose Quintana (FA, 11/10)	
	Kevan Smith (7)			
2012	Courtney Hawkins (1)	Daniel Webb (Tor., 1/1)		
	Chris Beck (2)			
	Brandon Brennan (4)			
	Jordan Guerrero (15)			
2013	Tim Anderson (1)	Avisail Garcia (Det., 7/30)	Jose Abreu (FA, 10/29)	
	Tyler Danish (2)	Leury Garcia (Tex., 8/11)	Zach Putnam (FA, 11/27)	
	Jacob May (3)	Adam Eaton (Ari., 12/10)	Omar Narvaez (R5, 12/12)	
	Adam Engel (19)			
	Jason Coats (29)	Matt Davidson (Ari., 12/16)		
2014	Carlos Rodon (1)	Dan Jennings (Mia., 12/11)	Zach Duke (FA, 11/18)	J.B. Shuck (Cle., 11/3)
		Michael Ynoa (Oak., 12/9)	Adam LaRoche (FA, 11/25)	Rob Brantly (Mia., 12/8)
			Zach Phillips (FA, 12/9)	
			David Robertson (FA, 12/10)	
			Peter Tago (R5, 12/11)	
			Melky Cabrera (FA, 12/16)	
2015	Carson Fulmer (1)	Tommy Kahnle (Col., 11/24)	Scott Carroll (FA, 1/22)	Mike Olt (Cubs, 9/5)
		Brett Lawrie (Oak., 12/9)	Steve Lombardozzi (FA, 10/26)	Jerry Sands (Cle., 12/23)
		Will Lamb (Tex., 12/10)	Phillippe Aumont (FA, 10/31)	
		Todd Frazier (Cin., 12/16)	Matt Lollis (FA, 11/18)	
			Colin Kleven (FA, 11/20)	
			Matt Purke (FA, 11/21)	
			Alex Avila (FA, 11/25)	
			Nik Turley (FA, 11/30)	
			Dioner Navarro (FA, 12/4)	
			Andy Parrino (FA, 12/4)	
			Jacob Turner (FA, 12/4)	
			Josh Wall (FA, 12/18)	
			Hector Sanchez (FA, 12/22)	
2016			Matt Albers (FA, 1/21)	Daniel Fields (LAD, 1/7)
			Mat Latos (FA, 2/9)	
			Travis Ishikawa (FA, 2/9)	



# ROB BRANTLY

# 36

## CATCHER

**Given Name:** Robert Jacob Brantly

**Bats:** Left **Throws:** Right

**Height:** 6-1 **Weight:** 195

**Opening Day Age:** 26 (July 14, 1989)

**Birthplace/Residence:** San Diego, Calif./Davie, Fla.

**First Pro Contract:** Detroit Tigers, selected in the third round, June 2010 First-Year Player Draft.

**Sox Acquisition:** Claimed off waivers from Miami Marlins, December 8, 2014.

**Major League Service:** One year, 130 days.

**Contract Status:** Signed through 2016.

### 2015 SEASON

- Appeared in 14 games with the White Sox after spending most of the season in the minor leagues.
- Made nine starts at catcher ... threw out 2-3 attempted basestealers ... pitchers recorded a 3.83 ERA (37 ER/87.0 IC) when he was behind the plate.
- Was recalled from Class AAA Charlotte on 9/1 and made his Sox debut on 9/2 at Minnesota, striking out as a pinch hitter.
- Made his first start with the White Sox as the catcher on 9/6 at Kansas City ... hit his first home run with the Sox on 9/8 vs. Cleveland, a three-run shot off Carlos Carrasco ... recorded a RBI in back-to-back starts on 9/16 vs. Oakland and 9/19 at Cleveland.
- Hit .310 (63-203) with eight homers and 38 RBI in 53 games between Class AA Birmingham and Charlotte ... threw out 28.8 percent (15-52) of attempted basestealers.
- Began the season on the disabled list (avulsion fracture in left thumb) ... was sent to Birmingham on a rehabilitation assignment on 5/28, reinstated from the disabled list and optioned to the Barons on 6/1.
- Hit .325 (38-117) with six doubles, four home runs and 22 RBI in 30 games with the Barons ... went 12-26 (.462) with seven RBI vs. left-handers before being promoted to Charlotte.

### 2014 SEASON

- Spent the entire season with Class AAA New Orleans in the Miami Marlins organization.
- Threw out 28.4 percent (23-81) of attempted basestealers.
- Collected season highs with five hits and five RBI on 4/14 at Oklahoma City ... recorded a season-high, 11-game hitting streak from 5/24-6/10 (.364, 16-44).
- Was claimed by the White Sox off waivers on 12/8.

### 2013 SEASON

- Spent most of the season with the Marlins but also appeared in 20 games with Class AAA New Orleans.
- Threw out 28.0 percent (14-50) of attempted basestealers.
- Collected a career-high four RBI on 4/23-2 at Minnesota.
- Became just the third Marlins player to catch at least 15.0 innings in a game on 4/29 vs. the Mets (15.0 IC) ... Greg Zaun on 6/8/98 vs. Toronto (17.0) and Mike Redmond on 7/12/02 at the Cubs (15.2) also accomplished the feat.
- Recorded a career-high four hits and set a Marlins team record with 20.0 IC on 6/8 at New York-NL ... became just the fifth player since 1921 to catch 20.0 innings and record four hits in the same game (STATS LLC).
- Became the first player in Marlins history to catch at least 15.0 innings in a game twice in the same season.
- Was optioned to New Orleans on 8/8 and recalled on 9/3 for the remainder of the season.

### 2012 SEASON

- Split the season between Class AA Erie and Class AAA Toledo in the Detroit organization and New Orleans ... also appeared in 31 games with the Marlins.
- Began 2012 in the Tigers organization before being traded to Miami with pitchers Jacob Turner and Brian Flynn on 7/23 in exchange for pitcher Anibal Sanchez and Omar Infante.
- Made his major-league debut as the Marlins starting catcher on 8/14 vs. Philadelphia, going 0-3.
- Recorded his first career hit on 8/16 at Colorado, a double off Adam Ottavino in the sixth inning.
- Collected his first major-league home run and RBI on 8/26 at Los Angeles-NL, a two-run shot off Aaron Harang in the fifth to break a 1-1 tie.
- Batted .325 (27-83) over his final 26 games ... compiled a career-high, eight-game hitting streak from 9/6-17 (.480, 12-25) ... recorded a season-high four hits on 9/17.
- Hit a combined .298 (108-362) with 24 doubles, five home runs, 41 RBI and 34 runs scored over 96 games between Erie, Toledo and New Orleans.
- Threw out 32.2 percent (28-87) of attempted basestealers in the minor leagues.

### 2011 SEASON

- Hit a combined .274 (118-430) with 22 doubles, 10 home runs, 62 RBI and 58 runs scored in 114 games between Class A West Michigan and Class A Lakeland.
- Was named a Midwest League mid and postseason All-Star, a Low Class A All-Star by *Baseball America* and an Organizational All-Star by MLB.com.
- Began the season with West Michigan before being promoted to Lakeland on 7/21 ... hit .345 (20-58) over his final 15 games with the Whitecaps.
- Appeared in 15 games with Salt River in the Arizona Fall League, batting .388 (19-49) with five doubles and seven RBI.

### 2010 SEASON

- Made his professional debut with West Michigan ... recorded hitting streaks of 16 (7/23-8/14) and 12 games (7/6-19).
- Went 5-13 (.385) in the Midwest League playoffs.

### MISCELLANEOUS/PERSONAL

- Married Milene ... Twitter: @RobBrantly.
- Was drafted by Washington in the 46th round of the June 2008 First-Year Player Draft but did not sign.
- Attended the University of California-Riverside ... earned All-Big West Conference honors as a sophomore, hitting .373 (78-209) with 50 runs scored, 18 doubles, a triple, seven home runs and 39 RBI in 54 games.
- Graduated from Chaparral (Calif.) High School in 2007.

FRONT OFFICE

FIELD STAFF

PLAYERS

OPPONENTS

2015 REVIEW

HISTORY

RECORDS

MINOR LEAGUES

MEDIA/MISC.

FRONT OFFICE  
FIELD STAFF  
PLAYERS  
OPPONENTS  
2015 REVIEW  
HISTORY  
RECORDS  
MINOR LEAGUES  
MEDIA/MISC.

### CAREER PLAYING RECORD

YEAR	CLUB	AVG	G	AB	R	H	TB	2B	3B	HR	RBI	SH	SF	HB	BB	SO	SB	CS	OBP	SLG	E
2010	West Michigan	.255	52	188	26	48	63	10	1	1	21	1	0	5	23	22	2	2	.352	.335	2
2010	West Michigan	.303	75	284	42	86	125	16	1	7	44	3	1	5	24	39	2	2	.366	.440	10
	Lakeland	.219	39	146	16	32	47	6	0	3	18	0	4	0	5	17	0	0	.239	.322	3
2012	Erie	.311	46	180	16	56	83	16	1	3	24	0	1	2	12	17	0	3	.359	.461	3
	Toledo	.254	36	130	11	33	37	4	0	0	6	0	1	1	7	25	0	0	.295	.265	6
	New Orleans	.265	14	52	7	19	29	4	0	2	11	0	1	1	9	0	0	.389	.558	2	
	MIAMI	.390	31	100	14	29	46	8	0	3	8	0	0	13	16	1	1	.372	.460	2	
2013	New Orleans	.186	20	70	9	13	19	3	0	1	3	1	0	0	3	8	0	0	.219	.271	1
	MIAMI	.211	67	223	11	47	59	9	0	1	18	0	3	2	15	53	0	0	.263	.265	5
2014	New Orleans	.255	101	364	38	93	124	15	2	4	37	0	7	1	20	61	0	0	.291	.341	6
2015	Birmingham	.325	30	117	13	38	58	6	1	4	22	0	0	1	3	14	0	1	.347	.496	1
	Charlotte	.291	23	86	11	25	40	3	0	4	16	0	3	0	5	17	0	0	.319	.465	1
	WHITE SOX	.121	14	33	3	4	8	1	0	1	6	0	1	0	2	8	0	0	.167	.242	0
<b>MINOR TOTALS</b>		<b>.274</b>	<b>436</b>	<b>1617</b>	<b>189</b>	<b>63</b>	<b>625</b>	<b>83</b>	<b>6</b>	<b>29</b>	<b>202</b>	<b>5</b>	<b>17</b>	<b>16</b>	<b>103</b>	<b>229</b>	<b>4</b>	<b>8</b>	<b>.321</b>	<b>.387</b>	<b>35</b>
<b>A.L. TOTALS</b>		<b>.121</b>	<b>14</b>	<b>33</b>	<b>3</b>	<b>4</b>	<b>8</b>	<b>1</b>	<b>0</b>	<b>1</b>	<b>6</b>	<b>0</b>	<b>1</b>	<b>0</b>	<b>2</b>	<b>8</b>	<b>0</b>	<b>0</b>	<b>.167</b>	<b>.242</b>	<b>0</b>
<b>N.L. TOTALS</b>		<b>.235</b>	<b>98</b>	<b>323</b>	<b>25</b>	<b>76</b>	<b>105</b>	<b>17</b>	<b>0</b>	<b>4</b>	<b>26</b>	<b>0</b>	<b>3</b>	<b>2</b>	<b>28</b>	<b>69</b>	<b>1</b>	<b>1</b>	<b>.298</b>	<b>.325</b>	<b>7</b>
<b>MLB TOTALS</b>		<b>.225</b>	<b>112</b>	<b>356</b>	<b>28</b>	<b>80</b>	<b>113</b>	<b>18</b>	<b>0</b>	<b>5</b>	<b>32</b>	<b>0</b>	<b>4</b>	<b>2</b>	<b>30</b>	<b>77</b>	<b>1</b>	<b>1</b>	<b>.286</b>	<b>.317</b>	<b>7</b>

### CAREER TRANSACTIONS

- Selected by Detroit in the third round of the First-Year Player Draft (6/10).
- Traded by Detroit with Jacob Turner and Brian Flynn to Miami in exchange for Anibal Sanchez and Omar Infante (7/23/12).
- Claimed by the White Sox off waivers from Miami (12/8/14).
- On White Sox disabled list with a fractured left thumb (3/27-6/11/15); included rehab assignment at Class AA Birmingham (5/28-31/15).

### CAREER FIELDING STATISTICS

POSITION	PCT	G	GS	TC	PO	A	E	DP
Catcher	.991	107	98	781	713	61	7	7

### CAREER GAME BESTS AND HOME RUN INFORMATION

- HITS** — 4 (6/8/13 at NYM) ... **HR** — 1 (5x, last 9/8/15 vs. Cle.) ... **RBI** — 4 (4/23/13 at Min.)  
**RUNS** — 2 (3x, last 4/21/13 at Cin.) ... **SB** — 1 (9/7/12 at Was.) ... **HITTING STREAK** — 8 games (9/6-17/12)
- GAME-ENDING HOME RUNS** — NONE ... **GRAND SLAMS** — NONE  
**MULTI-HOMER GAMES** — NONE ... **PINCH-HIT HOME RUNS** — NONE  
**INSIDE-THE-PARK HOME RUNS** — NONE ... **LEADOFF HOME RUNS** — NONE

### White Sox 2015-16 Winter League Statistics (Regular Season)

BATTERS	CLUB	LG	AVG	G	AB	R	H	2B	3B	HR	RBI	BB	IBB	SO	SB	CS	OBP	SLG	OPS	SF	SH	HBP	DP	E	GI	
Coats, J.	Caguas	PWL	.179	7	28	1	5	1	0	0	0	1	0	9	1	0	.207	.214	.421	0	0	0	0	0	0	
Delmonico, N.	Glendale	AFL	.162	18	68	7	11	0	1	2	7	5	0	18	0	1	.237	.279	.516	1	0	2	2	1		
Engel, A.	Glendale	AFL	.403	19	67	16	27	9	2	1	9	16	0	11	10	4	.523	.642	1.165	1	0	2	0	0		
Garcia, L.	Cibao	DWL	.312	27	109	16	34	5	1	2	8	7	0	23	5	1	.353	.431	.785	0	1	0	0	4		
Gideon, Y.	Magallanes	VWL	.000	1	1	0	0	0	0	0	0	0	0	0	0	0	.000	.000	.000	0	0	0	0	0		
Lombardozi, S.	Oriente	DWL	.167	3	12	0	2	1	0	0	0	0	0	1	0	0	.167	.250	.417	0	1	0	1	0		
Michalczewski, T.	Glendale	AFL	.244	10	41	7	10	3	1	0	3	3	0	15	0	0	.295	.366	.661	0	0	0	0	2		
Narvaez, O.	Margarita	VWL	.259	13	27	2	7	3	0	0	1	3	0	8	0	0	.333	.370	.704	0	0	0	1	0		
Peter, J.	Glendale	AFL	.309	15	55	7	17	3	0	4	7	0	0	1	1	.391	.364	.754	1	0	1	0	1	0		
Rondon, C.	Caracas	VWL	.265	31	98	14	26	5	1	0	11	11	0	20	1	1	.336	.337	.673	1	5	0	2	4		
Sanchez, C.	La Guaira	VWL	.348	11	46	9	16	2	1	2	7	0	0	9	2	0	.362	.565	.927	0	0	1	0	2		
Velasquez, V.	Magallanes	VWL	.000	2	1	0	0	0	0	0	0	0	0	0	0	0	.000	.000	.000	0	0	0	0	1		
PITCHERS	CLUB	LG	W-L	ERA	G	GS	CG	SHO	SV	IP	H	R	ER	HR	HB	BB	IBB	SO	BK	WP	WHIP	AVG				
Brennan, B.	Glendale	AFL	0-1	3.00	6	5	0	0	0	18.0	20	9	6	1	0	6	0	13	0	3	1.44	.282				
Chalas, M.	Magallanes	VWL	3-0	1.08	17	0	0	0	0	16.2	16	4	2	0	0	2	0	10	0	0	1.08	.258				
Leyer, R.	Glendale	AFL	0-1	3.00	9	0	0	0	0	9.0	13	4	3	1	0	3	0	7	0	1	1.78	.333				
Martinez, L.	Magallanes	VWL	2-0	1.59	11	0	0	0	0	11.1	6	3	2	1	1	6	0	8	1	2	1.06	.154				
Martinez, M.	Aragua	VWL	0-0	81.00	1	0	0	0	0	0.1	1	3	3	0	0	2	0	0	0	0	9.00	.500				
Tago, P.	Glendale	AFL	0-0	2.79	10	0	0	0	1	9.2	5	3	3	0	0	8	0	6	0	0	1.34	.167				
Tago, P.	Lara	VWL	0-1	2.03	10	0	0	0	4	13.1	7	3	3	0	2	8	2	15	0	0	1.13	.163				
Wall, J.	Cibaenas	DWL	2-1	3.45	16	0	0	0	0	15.2	13	7	6	2	1	6	1	21	0	2	1.21	.224				
Wheeler, A.	Glendale	AFL	0-0	7.50	6	0	0	0	0	6.0	8	5	5	0	0	3	0	4	1	0	1.83	.333				





# BRANDON BRENNAN

# 63

## RIGHT-HANDED PITCHER

**Given Name:** Brandon Sean Michael Brennan

**Bats:** Right **Throws:** Right

**Height:** 6-4 **Weight:** 220

**Opening Day Age:** 24 (July 26, 1991)

**Birthplace/Residence:** Mission Viejo, Calif./San Juan Capistrano, Calif.

**First Pro Contract:** White Sox

**Sox Acquisition:** Selected in the fourth round, June 2012 First-Year Player Draft.

**Major League Service:** None.

**Contract Status:** Signed through 2016.

### 2016 SEASON

- Enters the season rated by MLB.com as the 29th-best prospect in the White Sox system.

### 2015 SEASON

- Was limited by injuries to 12 starts at Class A Winston-Salem.
- Began the season on the disabled list with a strain in his chest ... was reinstated on 6/15 ... threw a season-high 7.2 IP on 6/27 at Lynchburg.
- Went 2-2 with a 2.83 ERA (9 ER/28.2 IP) and 24 strikeouts over five starts in July ... struck out seven batters in back-to-back starts on 7/24 vs. Carolina and 7/30 vs. Wilmington.
- Was on the disabled list for a second time from 8/6-22 with a blister on his right middle finger ... tossed 11.0 consecutive scoreless IP over his last three starts.
- Made six appearances (five starts) with Glendale in the Arizona Fall League, going 0-1 with a 3.00 ERA (6 ER/18.0 IP) and 13 strikeouts.

### 2014 SEASON

- Went 5-1 with a 2.94 ERA (22 ER/67.1 IP) and 49 strikeouts in 14 starts between Advanced Rookie Great Falls, Class A Kannapolis and Class A Winston-Salem.
- Limited right-handers to a .205 (25-122) average between the three teams (lefties hit .282).
- Began the season on the Kannapolis disabled list to continue his recovery from Tommy John surgery ... was reinstated on 7/15 after making five rehab starts with Great Falls.
- Was promoted to the Dash on 7/31, where he spent the rest of the season.

### 2013 SEASON

- Made just 15 starts with Class A Kannapolis in his second professional season due to a right elbow injury.
- Went 3-1 with a 2.16 ERA (8 ER/33.1 IP) and 21 strikeouts over his last five starts ... was 1-8 with a 7.88 ERA (42 ER/48.0 IP) and 33 strikeouts in his first 10 starts.
- Was placed on the disabled list on 6/27 with right elbow inflammation and missed the remainder of the season.

### 2012 SEASON

- Appeared in 14 games (seven starts) with Advanced Rookie Great Falls in his first professional season.
- Went 3-0 with a 2.45 ERA (3 ER/11.0 IP) and 12 strikeouts over seven relief appearances, compared to 0-2 with a 5.13 ERA (15 ER/28.1 IP) and 19 strikeouts in seven starts.

### MISCELLANEOUS/PERSONAL

- Single ... Twitter: @B\_Brennan124.
- Attended the University of Oregon and Orange Coast College ... went 11-1 with a 1.25 ERA at Orange Coast.
- Is a 2010 graduate of Capistrano Valley High School in Mission Viejo, Calif.
- Was originally drafted by Colorado in the 40th round of the 2010 draft but did not sign.

### CAREER PLAYING RECORD

YEAR	CLUB	W-L	PCT	ERA	G	GS	CG	SHO	SV	IP	H	R	ER	HR	HB	BB-I	SO	WP	BK	AVG
2012	Great Falls	3-2	.600	4.34	14	7	0	0	0	37.1	44	27	18	2	2	16-0	31	5	1	.297
2013	Kannapolis	4-9	.308	5.53	15	15	0	0	0	81.1	99	66	50	7	3	27-0	54	8	1	.298
2014	Great Falls	1-1	.500	3.20	5	5	0	0	0	19.2	17	8	7	2	2	7-0	12	3	0	.243
	Kannapolis	2-0	1.000	2.55	3	3	0	0	0	17.2	11	5	5	0	0	6-0	15	0	0	.172
	Winston-Salem	2-0	1.000	2.93	6	6	0	0	0	30.2	32	11	10	1	1	12-0	22	1	0	.268
2015	Winston-Salem	3-4	.429	3.55	12	12	0	0	0	58.1	55	29	23	2	0	24-0	39	8	2	.247
<b>MINOR TOTALS</b>		<b>15-16</b>	<b>.484</b>	<b>4.15</b>	<b>55</b>	<b>48</b>	<b>0</b>	<b>0</b>	<b>0</b>	<b>245.0</b>	<b>258</b>	<b>146</b>	<b>113</b>	<b>14</b>	<b>8</b>	<b>92-0</b>	<b>173</b>	<b>25</b>	<b>4</b>	<b>.272</b>

### CAREER TRANSACTIONS

- Selected by the White Sox in the fourth round of the First-Year Player Draft (6/12).
- On Class A Kannapolis disabled list with a right elbow inflammation (6/27/13-remainder of the season).
- On Class A Kannapolis disabled list following Tommy John surgery (4/3-7/15/14); included a rehabilitation assignment to Advanced Rookie Great Falls (6/30-7/15/14).
- On Class A Winston-Salem disabled list with a right chest strain (4/9-6/15/15).
- On Class A Winston-Salem disabled list with a blister on his right middle finger (8/6-22/15).



# MELKY CABRERA

# 53

## OUTFIELDER

**Given Name:** Melky Astacio Cabrera

**Bats:** Switch

**Throws:** Left

**Height:** 5-10

**Weight:** 210

**Opening Day Age:** 31 (August 11, 1984)

**Birthplace/Residence:** Bajos De Haina, Dominican Republic

**First Pro Contract:** New York Yankees, signed as a free agent, November 13, 2001.

**Sox Acquisition:** Signed as a free agent, December 16, 2014.

**Major League Service:** Nine years, 148 days.

**Contract Status:** Signed through 2017.

### 2015 SEASON

- **American League Leaders:** T9th-G (158); T10th-2B (36).
- Appeared in a career-high 158 games in his first season with the White Sox.
- His totals in hits (172), doubles (36) and RBI (77) were his highest since 2011 with Kansas City.
- Led the White Sox in games and doubles and ranked third in hits, total bases (248), extra-base hits (50) and OPS (.709).
- Batted .286 (131-458) with 10 home runs, 59 RBI and a .748 OPS vs. right-handers, compared to .240 (41-171) with two homers, 18 RBI and a .600 OPS vs. left-handers ... hit .359 (46-158) with 20 RBI vs. the American League East.
- Ranked fourth in the AL with a .369 average (38-103) in July after batting .276 (21-76) in April, .220 (27-123) in May and .274 (26-95) in June.
- Hit .304 (58-191) with six homers and 27 RBI from the No. 3 position in the lineup and .281 (45-160) with five home runs and 24 RBI from the cleanup spot.
- Batted .287 (85-296) with 24 doubles, eight home runs, 43 RBI, a .456 slugging percentage and .782 OPS in the second half, compared to .261/.304/.339 in the first half.
- Ranked among the AL second-half leaders in doubles (T1st), runs scored (T9th, 85) and extra-base hits (T9th, 33).
- Went 1-4 in his Sox debut on Opening Day at Kansas City ... singled off Yordano Ventura in his first at-bat ... recorded his first multihit effort on 4/12 vs. Minnesota.
- Hit safely in six straight games from 4/18-23, batting .462 (12-26) with two doubles, four RBI, five runs scored and four multihit efforts.
- Recorded four hits on 4/18 at Detroit, including his first extra-base hit and RBI with Chicago.
- Connected on a game-ending single in the bottom of the ninth inning on 4/20 vs. Cleveland, his 11th career walkoff hit.
- Drove in four runs on 5/6 vs. Detroit, including a game-tying, three-run home run in the eighth inning off Joba Chamberlain.
- Recorded a RBI in three straight games from 5/13-15 ... posted a six-game hitting streak from 6/12-17, going 9-23 (.391) with two doubles and two RBI.



### MLB AVG LEADERS FROM 6/21-8/2/15

Player, Club	AVG
Buster Posey, S.F.	.395
Gerardo Parra, MIL	.384
<b>Melky Cabrera, SOX</b>	<b>.383</b>
Xander Bogaerts, BOS	.371
Lorenzo Cain, K.C.	.358

### 2015 SECOND HALF DOUBLES LEADERS

Player, Club	HR
<b>Melky Cabrera, SOX</b>	<b>24</b>
Jose Altuve, HOU	24
Matt Carpenter, STL	23
Daniel Murphy, NYM	22
David Ortiz, BOS	22

### MOST OF ASSISTS SINCE 2006 (ACTIVE)

Player	No.
Jeff Francoeur	113
Nick Markakis	97
<b>Melky Cabrera</b>	<b>90</b>
Adam Jones	86
Hunter Pence	84

### MOST GAMES WITH LH & RH HR (ACTIVE)

Player	No.
Nick Swisher	14
Mark Teixeira	14
Carlos Beltran	12
<b>Melky Cabrera</b>	<b>3</b>
Victor Martinez	3

- Hit .383 (54-141) with 15 doubles, two triples, six home runs, 30 RBI, 23 runs scored and a 1.065 OPS during a 36-game span from 6/21-8/2 ... recorded 17 multihit efforts.
- During that stretch, ranked among the major-league leaders in doubles (2nd), total bases (2nd, 91), extra-base hits (2nd, 23), average (3rd), RBI (T3rd), slugging percentage (4th, .645), OPS (5th) and on-base percentage (T7th, .419).
- Collected a career-high five hits on 6/21 vs. Texas ... homered on 6/28 at Detroit and 7/1 at St. Louis.
- Connected on a game-winning, two-run double with two outs in the eighth inning on 7/6 vs. Toronto ... the hit helped Chris Sale earn the win in a complete game, six-hit effort.
- Registered seven straight games with multiple hits and at least one RBI from 7/23-29, the longest streak in club history and the longest in MLB since Cristian Guzman from 7/24-8/1/09 ... joined Atlanta's Brian McCann (2006) as the only major leaguers since 1965 to compile such a streak during team wins (Elias).
- His nine-game streak with a RBI from 7/21-29 was the longest of his career and longest by a White Sox since Paul Konerko from 7/2-16/00 (also nine) ... his seven consecutive multihit efforts from 7/23-29 was the longest stretch since Magglio Ordonez from 7/22-30/03 (eight straight).
- Recorded his fourth career multihomer game, and third with one from each side of the plate, on 7/23 at Cleveland ... each of his first four career multihomer games came with a different club (Yankees, Royals, Blue Jays, White Sox), the only active player to accomplish the feat (Elias).
- The multihomer effort marked the first for Chicago in 2015 ... became the sixth player (ninth time) in Sox history to homer from both sides of the plate (last Nick Swisher, 6/30/08 vs. Cle.).
- Recorded four hits on 7/28 at Boston, 8/30 vs. Seattle and 9/14 vs. Oakland ... connected on a game-ending single in the 14th inning on 9/14 at U.S. Cellular Field.
- Went 3-4 with a two-run homer off Justin Verlander, the 100th of his career, on 9/23 at Detroit.

## CAREER HIGHLIGHTS

- His 90 outfield assists since 2006 are the third-highest total in the major leagues.
- Is a career .290 (1,034-3,571) hitter from the left side of the plate, compared to .272 (400-1,468) as a right-handed hitter.
- Needs five stolen bases for 100 and 66 hits for 1,500 ... 67 of his 100 career homers have come vs. right-handed pitchers.

## 2014 SEASON

- Spent his second season with Toronto ... missed the final 22 games after undergoing surgery to repair a fractured right pinky finger suffered diving back to third base on 9/5 at Boston.
- At the time of his injury (9/6), ranked second in the major league with 171 hits ... also was tied for third in the AL in multihit games (51), ranked seventh in doubles (35) and eighth in average (.301).
- His 13 outfield assists tied for the third-most in baseball and were the most by a Blue Jays left fielder since Candy Maldonado in 1992 (also 13).
- Posted a .310 average (129-416) with 26 doubles, two triples, 11 home runs and 53 RBI against right-handers.
- Recorded a hit in 25 of his first 26 games of the season (.347, 41-118), becoming the first player in Toronto's history to accomplish the feat.
- His 14-game hitting streak (.323, 21-65) from 3/31-4/15 was the longest in Blue Jays history to open a season ... after going 0-4 on 4/17 at Minnesota, compiled an 11-game hitting streak from 4/18-29 (.422, 19-45).
- Set a franchise record with 41 hits in March/April ... homered in a career-high four straight games from 4/4-8, including leadoff shots on 4/4 and 4/6 vs. the Yankees.
- Matched his career high with four hits on 4/18 at Cleveland and 5/20 at Boston (11th and 12th time).
- Hit his 10th home run in his 60th game of the season on 6/4 at Detroit, the fastest he reached the mark in his career.
- Became the 15th-fastest Blue Jay to reach 100 hits in a season (80 games) on 6/27 vs. the White Sox.
- Collected his 500th career RBI on 7/26 at the Yankees with a double off Chris Capuano.
- Recorded his third career multihomer game and matched his career high with five RBI on 7/28 at Boston (fifth time) ... homered from both sides of the plate in the same game, becoming the fifth Blue Jay to accomplish the feat and the first since Greg Zaun on 9/13/06 at Seattle.
- Reached base safely a career-high eight times (3 H, 5 BB) on 8/10 vs. Detroit (19 innings) ... the five walks and eight times on base were franchise records ... reached base in seven straight plate appearances from the seventh inning on ... it marked the first time a player reached base safely eight times in a game since Minnesota's Rod Carew on 5/12/72 vs. Milwaukee (22 innings) ... also became the first player to reach base in seven consecutive plate appearances since the Angels' Bobby Abreu accomplished the feat on 4/3/11 at Kansas City (13 innings).
- Suffered a fractured right pinky with an avulsion of the extensor tendon on 9/5 at Boston ... was placed on the disabled list on 9/8 (retroactive to 9/6).

## 2013 SEASON

- Appeared in just 88 games in his first season with Toronto due to injuries, his fewest since his debut season in 2005 (six).
- Recorded his 1,000th career hit on 4/9 at Detroit (single off Anibal Sanchez) and played in his 1,000th game on 4/18 vs. the White Sox.
- Batted .319 (36-113) with 10 doubles in May ... tied a career high with four hits on 5/14 vs. San Francisco (10th time) ... hit his first career leadoff home run on 5/24 vs. Baltimore.
- Was on the disabled list from 6/28-7/20 with left knee tendinitis and from 8/2-remainder of the season with a left knee strain ... had a benign tumor removed from his spine in August.

## 2012 SEASON

- Spent his only season with San Francisco ... set a career high with 10 triples, tied for the fifth-most in the National League.
- Was selected to his first All-Star Team and was named Most Valuable Player of the Midsummer Classic in Kansas City.
- Was suspended for violating Major League Baseball's drug policy on 8/15 and missed the remainder of the season.
- Led the major leagues with 159 hits and 52 multihit games at the time of his suspension ... his .346 average ranked second in the NL.
- Hit .385 (51-129) with seven doubles, eight home runs and 27 RBI vs. lefties and .327 (108-330) with 18 doubles, eight triples, three homers and 33 RBI against right-handers.
- Opened the season with a seven-game hitting streak, going 12-29 (.414) with five multihit efforts ... went 2-5 with a double and two-run home run on Opening Day at Arizona.
- Batted .429 (51-119) with seven doubles, five triples, three home runs and 17 RBI in May ... his 51 hits tied the franchise monthly record set by Randy Winn in September 2005.
- Tied his career high with four hits on 5/13 at Arizona, 5/20 vs. Oakland and 5/27 at Miami ... compiled 11-game hitting streaks from 5/2-13 and 7/8-20 ... recorded a season-high four RBI on 5/24 at Miami.
- His 39 multihit games at the All-Star Break were a San Francisco record.

## 2011 SEASON

- Set career highs in hits (201), doubles (44), home runs (18), RBI (87), stolen bases (20), runs scored (102) and games (155) in his only season with Kansas City.
- Ranked fourth in the AL in hits, seventh in total bases (309), tied for eighth in runs scored and doubles and ranked ninth in average (.305).
- Joined Boston's Adrian Gonzalez (213) and Jacoby Ellsbury (212), Texas' Michael Young (213) and the Cubs' Starlin Castro (207) as the only players in baseball to record 200 hits.
- Became the sixth Royals player (seventh time) to reach the 200-hit mark in a season and the first since Johnny Damon (214) and Mike Sweeney (206) in 2000.
- Recorded 61 multihit efforts, tied for second-most in baseball and the fourth-best single-season total in club history.
- Finished second in the majors with 85 RBI from the No. 2 spot in the lineup behind the Yankees' Curtis Granderson (92).
- Batted .306 (138-451) with 11 home runs and 58 RBI from the left side of the plate and .304 (63-207) with seven homers and 29 RBI from the right side.
- Hit .322 (89-276) after the All-Star Break after batting .293 (112-382) prior to the break.
- Posted a .384 (43-112) average with four home runs and 18 RBI in July ... his 43 hits were the second-most in baseball during the month (Dustin Pedroia, 46).
- Recorded his second career multihomer game on 7/3 at Colorado, going 4-5 with a career-high four runs scored and career-high tying five RBI.
- Reached base safely in 15 straight games from 7/2-19 (.419, 26-62) ... tied his career high with four hits on 7/25 at Boston and 9/15 vs. the White Sox and matched his career best with five RBI on 8/10 at Tampa Bay.
- Was traded by Kansas City to San Francisco in exchange for pitchers Jonathan Sanchez and Ryan Verdugo on 11/17.

## 2010 SEASON

- Appeared in 84 games (45 starts) in center field, 55 (49) in left and 25 (21) in right in his first season with Atlanta.
- Posted a .266 (83-312) average against right-handers, compared to .233 (34-146) vs. lefties.
- Hit safely in a season-high, eight straight games from 5/22-30, including four multihit efforts.
- Went 0-8 in the NLDS vs. San Francisco (three games).

### 2009 SEASON

- Played in 154 games for the World Champion Yankees.
- Won the MLB Clutch Performer of the Month Award for May after batting .321 (27-84) with six doubles, a home run, 11 RBI and nine runs scored over 24 games.
- Was hitting .323 (43-133) when he suffered a bruised right shoulder on 5/26 at Texas ... missed four games with the injury and then hit .256 (90-352) for the remainder of the season.
- Homered in back-to-back games for the second time in his career on 4/17-18 (also 8/9-10/06).
- Recorded his first career multihomer game on 4/22 vs. Oakland, including his second career game-ending shot.
- Collected game-winning hits on 5/15 vs. Minnesota (two-run single) and 5/23 vs. Philadelphia (RBI single).
- Became just the 11th player in Yankees history to hit for the cycle on 8/2 at the White Sox ... the four hits tied a career high (second time) ... also recorded four hits on 8/21 at Boston.
- Hit .271 (13-48) with two doubles, four RBI and five runs scored in 13 postseason games ... went 9-23 (.391) in the ALCS vs. the Angels.
- Recorded three hits and four RBI in Game 4 of the ALCS on 10/20 at Angel Stadium.
- Was traded with pitchers Mike Dunn and Arodys Vizcaino to Atlanta in exchange for pitchers Javier Vazquez and Boone Logan on 12/22.

### 2008 SEASON

- Spent the majority of the season with the Yankees ... made his first career Opening Day start (center field) on 4/1 vs. Toronto and homered off Roy Halladay.
- Batted .299 (26-87) in April ... reached base safely in 29 of his first 31 games from 4/1-5/4.
- Served a two-game suspension (reduced from three games) from 4/4-5 for his involvement in a spring training altercation on 3/12 at Tampa Bay ... homered in consecutive games on 4/17-18 vs. Cleveland.
- Recorded 10 putouts on 5/1 vs. Detroit, the most by a major-league outfielder in a nine-inning game since the Mets' Carlos Beltran (also 10) on 9/26/06 ... 10 putouts also were the most by a Yankees outfielder since Bernie Williams had 10 on 8/18/98 at Kansas City (13 innings).
- Hit his sixth home run on 5/4 vs. Seattle (33rd game) ... needed 96 games to reach six homers in 2007.
- Was optioned to Scranton-Wilkes Barre on 8/15 after going 3-26 (.115) in his previous 12 games ... was recalled on 9/5 and batted .462 (6-13) in his final 12 games of the season.
- Played with Aguilas in the Dominican Winter League, batting .312 with six doubles and 12 RBI over 24 games.

### 2007 SEASON

- Spent his first full season with the New York Yankees, making his first career Opening Day roster.
- Tied for third in the AL with 16 outfield assists and ranked sixth with eight triples ... led all major-league center fielders with 14 assists.
- Hit .282 (112-397) with seven home runs and 63 RBI against right-handers, compared to .250 (37-148) with one homer and 10 RBI vs. lefties.
- Collected a season-high four hits on 4/18 at Cleveland and 5/20 at Boston.
- Batted .368 (39-106) with 17 RBI over 28 games in July ... compiled a career-high, 18-game hitting streak from 7/25-8/13 (.400, 30-75).
- Tied a career high with five RBI on 9/22 vs. Toronto, including a game-ending single in the 10th inning.
- Went 3-16 (.188) with two RBI over four ALDS games vs. Cleveland ... hit a solo homer off Roberto Hernandez (then known as Fausto Carmona) in Game 2.

### 2006 SEASON

- Appeared in 31 games with Class AAA Columbus before being recalled by the Yankees on 5/9.
- Led all AL rookies with 75 runs scored, 12 stolen bases, 56 walks, 12 outfield assists and a .360 on-base percentage, ranked second with 26 doubles, third with 129 hits, fourth with 50 RBI, 180 TB and 35 extra-base hits and fifth with a .280 average.
- Hit .286 (36-126) with one home run and eight RBI from the right side of the plate and .278 (93-334) with six homers and 42 RBI from the left side.
- Collected four hits on 5/30 at Detroit ... hit his first major-league homer on 6/15 vs. Cleveland (solo shot off Cliff Lee) ... recorded his first grand slam (off Paul Byrd) and collected a career-high five RBI on 7/5 at Cleveland.
- Hit his first game-ending homer on 7/18 vs. Seattle, becoming the youngest Yankees player (21 years old) to hit a walkoff shot since Mickey Mantle (also 21) on 4/23/53 vs. Boston.
- Reached base safely in 20 straight games from 6/25-7/18, the longest streak by a NYY rookie since Derek Jeter in 1996 (23) ... homered in consecutive games on 8/9-10 vs. White Sox.
- Went 0-3 in two ALDS games vs. Detroit ... started in left field and batted ninth in Game 2, going 0-3.

### 2005 SEASON

- Hit a combined .269 (142-527) with 25 doubles, three triples, 13 home runs, 77 RBI and 72 runs scored in 132 games between Class AA Trenton and Columbus.
- Also appeared in six games with the Yankees after his contract was purchased from Columbus on 7/7.
- Made his major-league debut that night vs. Cleveland, collecting his first career hit (single off Kevin Millwood) in the fifth inning ... was optioned back to Columbus on 7/17.
- Was selected to compete for the World Team at the All-Star Futures game in Detroit, but did not play (promotion to MLB).
- Played in 40 games with Las Aguilas of the DWL, finishing second in the Most Valuable Player voting.

### 2004 SEASON

- Combined to hit .304 (153-504) with 36 doubles, six triples, eight home runs, 67 RBI and 83 runs scored over 127 games between Class A Battle Creek and Class A Tampa.
- Began the season with Battle Creek before being promoted to Tampa on 5/26.
- Compiled a season-high, 17-game hitting streak from 5/3-22, including nine multihit efforts (.406, 28-69).
- Was rated by *Baseball America* prior to the season as the No. 7 Prospect, Best Defensive Outfielder and Best Hitter for Average in the Yankees organization.

### 2003 SEASON

- Spent the season with Class A Staten Island.
- Batted .371 (43-116) in July ... compiled a season-high, 10-game hitting streak from 7/10-19 (.476, 20-42).

### 2002 SEASON

- Made his professional debut with the Dominican Summer League Yankees.

### MISCELLANEOUS/PERSONAL

- Married Johana Medina ... has three children: Melianny, Kaylee and Diana.
- Honored with the Munson Award for his excellence and philanthropic work in the community at the 28th Annual Thurman Munson Dinner in New York City on 2/5/08.



## CAREER PLAYING RECORD

YEAR	CLUB	AVG	G	AB	R	H	TB	2B	3B	HR	RBI	SH	SF	HB	BB	SO	SB	CS	OBP	SLG	E
2002	DSL Yankees	.335	60	218	37	73	107	19	3	3	29	0	3	3	18	23	7	2	.388	.491	—
2003	Staten Island	.283	67	279	34	79	99	10	2	2	31	4	1	4	23	36	13	5	.345	.355	3
2004	Battle Creek	.333	42	171	35	57	79	16	3	0	16	0	2	0	15	23	7	2	.383	.462	1
	Tampa	.288	85	333	48	96	146	20	3	8	51	0	3	5	23	59	3	1	.341	.438	3
2005	NEW YORK-AL	.211	6	19	1	4	4	0	0	0	0	0	0	0	0	2	0	0	.211	.211	0
	Columbus	.248	26	101	15	25	37	3	0	3	17	2	0	0	9	15	2	0	.309	.366	0
	Trenton	.275	106	426	57	117	175	22	3	10	60	1	5	4	28	72	11	2	.322	.411	4
2006	Columbus	.385	31	122	19	47	69	6	2	4	24	0	2	1	10	9	3	1	.430	.566	2
	NEW YORK-AL	.280	130	460	75	129	180	26	2	7	50	5	1	2	56	59	12	5	.320	.391	2
2007	NEW YORK-AL	.273	150	545	66	149	213	24	8	8	73	10	9	5	43	68	13	5	.367	.391	4
2008	Scranton-WB	.333	15	57	8	19	21	2	0	0	5	0	1	0	8	9	1	3	.409	.368	0
	NEW YORK-AL	.249	129	414	42	103	141	12	1	8	37	4	3	3	29	58	9	2	.301	.341	4
2009	NEW YORK-AL	.274	154	485	66	133	202	28	1	13	68	4	4	4	43	59	10	2	.336	.416	3
2010	ATLANTA	.255	147	458	50	117	162	27	3	4	42	5	3	1	42	64	7	1	.317	.354	4
2011	KANSAS CITY	.305	155	658	102	201	309	44	5	18	87	7	5	1	35	94	20	10	.339	.470	3
2012	SAN FRANCISCO	.346	113	459	84	159	237	25	10	11	60	1	5	0	36	63	13	5	.390	.516	4
2013	Dunedin	.167	2	6	0	1	1	0	0	0	0	0	0	0	0	2	0	0	.167	.167	0
	New Hampshire	.364	3	11	1	4	7	0	0	1	2	0	0	0	0	1	1	0	.364	.636	0
	Buffalo	.600	2	5	1	3	3	0	0	0	1	0	1	0	0	0	0	0	.500	.600	0
	TORONTO	.279	88	344	39	96	124	15	2	3	30	2	3	0	23	47	2	2	.322	.360	1
2014	TORONTO	.301	139	568	81	171	260	35	3	16	73	2	5	3	43	67	6	2	.351	.458	2
2015	WHITE SOX	.273	159	629	70	172	248	36	2	12	77	2	10	2	40	88	3	0	.314	.394	5
<b>MINOR TOTALS</b>		<b>.301</b>	<b>439</b>	<b>1729</b>	<b>255</b>	<b>521</b>	<b>637</b>	<b>98</b>	<b>16</b>	<b>31</b>	<b>236</b>	<b>7</b>	<b>18</b>	<b>17</b>	<b>134</b>	<b>249</b>	<b>48</b>	<b>16</b>	<b>.364</b>	<b>.430</b>	<b>13</b>
<b>A.L. TOTALS</b>		<b>.281</b>	<b>1109</b>	<b>4122</b>	<b>542</b>	<b>1158</b>	<b>1681</b>	<b>220</b>	<b>24</b>	<b>85</b>	<b>495</b>	<b>36</b>	<b>40</b>	<b>20</b>	<b>312</b>	<b>542</b>	<b>75</b>	<b>28</b>	<b>.332</b>	<b>.408</b>	<b>24</b>
<b>N.L. TOTALS</b>		<b>.301</b>	<b>260</b>	<b>917</b>	<b>134</b>	<b>276</b>	<b>399</b>	<b>52</b>	<b>13</b>	<b>15</b>	<b>102</b>	<b>6</b>	<b>8</b>	<b>1</b>	<b>78</b>	<b>127</b>	<b>20</b>	<b>6</b>	<b>.354</b>	<b>.435</b>	<b>8</b>
<b>MLB TOTALS</b>		<b>.285</b>	<b>1369</b>	<b>5039</b>	<b>676</b>	<b>1434</b>	<b>2080</b>	<b>272</b>	<b>37</b>	<b>100</b>	<b>597</b>	<b>42</b>	<b>48</b>	<b>21</b>	<b>390</b>	<b>669</b>	<b>95</b>	<b>34</b>	<b>.336</b>	<b>.413</b>	<b>32</b>

## CAREER TRANSACTIONS

- Signed by New York-AL as a free agent (11/13/01).
- Traded by New York-AL with pitchers Michael Dunn and Arodys Vizcaino to Atlanta for pitchers Boone Logan and Javier Vazquez (12/22/09).
- Signed by Kansas City as a free agent (12/16/10).
- Traded by Kansas City to San Francisco in exchange for pitchers Jonathan Sanchez and Ryan Verdugo (11/7/11).
- On Major League Baseball suspended list (8/15/12-remainder of season).
- Signed by Toronto as a free agent (11/20/12).
- On Toronto disabled list with left knee tendinitis (6/28-7/21/13); included rehabilitation assignments to Class ADunedin, Class AA New Hampshire and Class AAA Buffalo (7/12-21/13).
- On Toronto disabled list with a left knee strain (8/2/13-remainder of season).
- On Toronto disabled list with a fractured right pinky finger (9/6/14-remainder of season).
- Signed by the White Sox as a free agent (12/16/14).

## CAREER FIELDING STATISTICS

POSITION	PCT	G	GS	TC	PO	A	E	DP	POSITION	PCT	G	GS	TC	PO	A	E	DP
Center Field	.989	561	523	1327	1273	40	14	11	Right Field	.977	108	64	133	127	3	3	0
Left Field	.986	744	658	1213	1151	47	15	8									

## CAREER GAME BESTS AND HOME RUN INFORMATION

- HITS** — 5 (2/11/15 vs. Tex.) ... **HR** — 2 (4x, last 7/23/15 at Cle.) ... **RBI** — 5 (5x, last 7/28/14 at Bos.)  
**RUNS** — 4 (7/3/11 at Col.) ... **SB** — 2 (3x, last 5/27/12 at Mia.) ... **HITTING STREAK** — 18 games (7/25-8/13/07)  
**GAME-ENDING HR** — 2 (last 4/22/09 vs. Oak.) ... **GS** — 2 (last 7/29/11 at Cle.) ... **MULTIHR GAMES** — 4 (last 7/23/15 at Cle.)  
**PINCH-HIT HR** — NONE ... **INSIDE-THE-PARK HR** — NONE ... **LEADOFF HR** — 3 (last 4/6/14 vs. NYY)

## DIVISION SERIES RECORD

YEAR	CLUB	AVG	G	AB	R	H	TB	2B	3B	HR	RBI	SH	SF	HB	BB	SO	SB	CS	OBP	SLG	E
2006	NY Yankees vs. Det.	.000	2	3	0	0	0	0	0	0	0	0	0	0	0	0	0	0	.000	.000	0
2007	NY Yankees vs. Cle.	.188	4	16	2	3	6	0	0	1	2	0	0	0	0	1	0	0	.188	.375	0
2009	NY Yankees vs. Min.	.167	3	12	1	2	2	0	0	0	0	0	0	0	5	0	0	0	.167	.167	0
2010	Atl. vs. S.F.	.000	3	8	1	0	0	0	0	0	1	0	0	0	0	1	0	0	.000	.000	0
<b>TOTALS</b>		<b>.128</b>	<b>12</b>	<b>39</b>	<b>4</b>	<b>5</b>	<b>8</b>	<b>0</b>	<b>0</b>	<b>1</b>	<b>3</b>	<b>0</b>	<b>0</b>	<b>0</b>	<b>7</b>	<b>0</b>	<b>0</b>	<b>.128</b>	<b>.205</b>	<b>0</b>	

## LEAGUE CHAMPIONSHIP RECORD

YEAR	CLUB	AVG	G	AB	R	H	TB	2B	3B	HR	RBI	SH	SF	HB	BB	SO	SB	CS	OBP	SLG	E
2009	NY Yankees vs. LAA	.391	6	23	3	9	11	2	0	0	4	2	0	0	3	6	0	0	.462	.478	0

## WORLD SERIES RECORD

YEAR	CLUB	AVG	G	AB	R	H	TB	2B	3B	HR	RBI	SH	SF	HB	BB	SO	SB	CS	OBP	SLG	E
2009	NY Yankees vs. Phi.	.154	4	13	1	2	2	0	0	0	0	0	0	0	3	0	0	0	.154	.154	0

## ALL-STAR GAME RECORD

YEAR	CLUB	AVG	G	AB	R	H	TB	2B	3B	HR	RBI	SH	SF	HB	BB	SO	SB	CS	OBP	SLG	E
2012	N.L., Kansas City	.667	1	3	2	2	5	0	0	1	2	0	0	0	0	0	0	0	.667	1.667	0

FRONT OFFICE  
 FIELD STAFF  
 PLAYERS  
 OPPONENTS  
 2015 REVIEW  
 HISTORY  
 RECORDS  
 MINOR LEAGUES  
 MEDIA/MS.C.



# SCOTT CARROLL

# 67

## RIGHT-HANDED PITCHER

**Given Name:** Scott Alexander Carroll

**Bats:** Right **Throws:** Right

**Height:** 6-4 **Weight:** 215

**Opening Day Age:** 31 (September 24, 1984)

**Birthplace/Residence:** Kansas City, Mo./Liberty, Mo.

**First Pro Contract:** Cincinnati Reds, selected in the third round, June 2007  
First-Year Player Draft.

**Sox Acquisition:** Signed as a free agent, January 22, 2015.

**Major League Service:** One year, 59 days.

**Contract Status:** Signed through 2016.

### 2015 SEASON

- Appeared in 18 games over four stints with the White Sox ... worked 2.0-plus IP 11 times and 4.0-plus twice ... threw 30 or more pitches nine times ... surrendered just two home runs.
- His contract was purchased from Charlotte on 4/26 ... made his debut on 4/29 at Baltimore, working 2.0 scoreless IP.
- Suffered the loss despite working a career-high 4.2 IP in relief on 5/9-1 vs. Cincinnati (3 R/2 ER; 67 pitches) ... earned his only win of the season on 5/15 at Oakland (1 ER/2.0 IP).
- Was optioned to Class AAA Charlotte between games of a doubleheader on 5/28 at Baltimore and recalled on 6/18.
- Made four appearances before being optioned back to the Knights on 7/9 ... was recalled a third time on 8/1.
- Worked 4.1 IP in relief with a career-high six strikeouts on 8/2 vs. the Yankees ... was optioned after the game ... was recalled again on 9/16 and made five appearances.
- Began the year with Charlotte and made 16 starts ... was 3-2 with a 2.10 ERA (8 ER/34.1 IP) in seven starts in the first half (4-2 with a 4.44 mark after the break).
- Suffered the loss in his season debut on 4/12 vs. Norfolk (2 ER/4.0 IP) and earned his first win in his next outing on 4/17 vs. Gwinnett (1 ER/5.0 IP).
- Recorded a three-game winning streak over four starts from 4/17-6/6 (2 ER/21.1 IP).
- Worked a season-high 7.0 IP on 8/24 vs. Gwinnett, allowing one run on five hits.

### 2014 SEASON

- Appeared in 26 games (19 starts) with the White Sox, his first season in the major leagues.
- Went 4-10 with a 5.40 ERA (64 ER/106.2 IP) as a starter and 1-0 with a 1.99 mark (8 ER/22.2 IP) as a reliever ... made six quality starts and worked at least 7.0 IP three times.
- His contract was purchased from Charlotte on 4/27 and made his major-league debut that day in a start vs. Tampa Bay ... earned the win after allowing just two runs (one earned) over 7.1 IP, the longest outing by a White Sox in his debut since Gerry Janeski on 4/10/70 vs. Milwaukee (also 7.1).
- Became the oldest Sox player to make his debut since Tadahito Iguchi (30 years, 121 days) on Opening Day 2005 and oldest starting pitcher to debut since Ernesto Escarrega (32 years, 120 days) on 4/26-1/82 vs. Boston.
- Suffered the loss in his second start on 5/3 at Cleveland despite allowing two unearned runs over 6.0 IP ... joined Kip Wells (1999) and Fred Klages (1966) as the only Chicago pitchers to allow one unearned run or less in each of his first two career appearances (both starts).
- Was 0-2 with a 11.77 ERA (17 ER/13.0 IP) over his next three starts (17 ER/13.0 IP) from 5/3-19 ... was moved to the bullpen on 5/22 ... threw 3.0-plus IP in five straight appearances from 5/27-6/21 (3 ER/17.2 IP), becoming the first White Sox to accomplish the feat since Donn Pall from 7/19-8/9/92.

- Worked a career-high 4.1 IP in relief on 6/6 at the Angels ... did not allow a run over 3.2 IP on 6/21 at Minnesota ... was moved back into the starting rotation on 6/24.
- Threw 6.2 scoreless IP with one hit allowed on 7/7 at Boston and 5.0 scoreless IP with two hits allowed on 7/12 at Cleveland ... was the first Sox pitcher since Jose Contreras in 2009 to work 5.0 scoreless IP with two hits or less in consecutive starts.
- Was optioned to Charlotte on 8/29 and recalled on 9/2 ... threw 3.0 IP in relief in the season finale on 9/28 vs. Kansas City.
- Began the season with Class AAA Charlotte ... did not allow an earned run over his first three starts (19.0 IP).
- Was named International League Pitcher of the Week for 4/7-13 after going 2-0 with a 0.00 ERA (13.0 IP) over two starts.

### 2013 SEASON

- Made 11 starts between Advanced Rookie Bristol and Class AA Birmingham, going 0-2 with a 3.29 ERA (15 ER/41.0 IP).
- Began the season on Birmingham's disabled list following Tommy John Surgery on his right elbow in 2012.
- Was sent to Bristol on an injury rehabilitation assignment and made his season debut on 7/5 vs. Greenville.
- Appeared in five games with Bristol before being returned from his rehab assignment and reinstated from the disabled list on 8/2 ... made six starts with Birmingham.
- Was placed on the Barons' disabled list on 8/31 with a right elbow strain and missed the remainder of the season.

### 2012 SEASON

- Went 4-6 with a 4.48 ERA (46 ER/92.1 IP) in 35 games (nine starts) with Class AAA Louisville, Birmingham and Charlotte.
- Began the season in the Reds system ... was released on 7/9 and signed by the White Sox as a free agent on 7/12.

### 2011 SEASON

- Spent the season with Louisville, going 7-8 with a 5.39 ERA (87 ER/145.1 IP) in 25 starts ... allowed two earned runs on three hits over 8.0 IP on 6/5 at Columbus.

### 2010 SEASON

- Went 4-11 with a 3.36 ERA (55 ER/147.1 IP) and two complete games in 25 games (24 starts) between Class A Lynchburg and Class AA Carolina ... made 14 quality starts.
- His 3.36 ERA ranked seventh in the Cincinnati system ... ranked among the Southern League leaders in complete games (T3rd, 2), walks per 9.0 IP (4th, 2.30) and ERA (9th, 3.68).

### 2009 SEASON

- Was 2-2 with a 3.38 ERA (17 ER/45.1 IP) in nine games (eight starts) between Class A Sarasota and Carolina.
- Was on the Minor League Baseball suspended list from 4/9-6/1 ... appeared in seven games (six starts) with Sarasota before being promoted to Carolina on 7/22.

## 2008 SEASON

- Went 7-7 with a 3.60 ERA (52 ER/130.0 IP) in 23 games (21 starts) between Class A Dayton and Sarasota.
- Began the season with Dayton ... recorded a 16.1 scoreless IP streak from 4/21-5/4 ... was promoted to Sarasota on 5/26.
- Did not allow a run over 18.0 IP from 7/14-25 (3 GS) ... was named Florida State League Pitcher of the Week for 7/15-21.

## 2007 SEASON

- Made his professional debut with Advanced Rookie Billings ... was recommended/signed by Mike Keenan.

## COMMUNITY INVOLVEMENT

- In 2015, visited patients at Lurie Children's Hospital ... in 2014, visited wounded soldiers at Walter Reed Medical Center and patients at Comer Children's Hospital.

## MISCELLANEOUS/PERSONAL

- Married McKenzie... Twitter: @Scotty\_Carroll.
- Attended Purdue University before transferring to Missouri State ... was a starting quarterback on the football team.
- Was selected by Los Angeles-AL in 2006 but did not sign.
- Is a 2003 graduate of Liberty (Mo.) High School.

## CAREER PLAYING RECORD

YEAR	CLUB	W-L	PCT	ERA	G	GS	CG	SHO	SV	IP	H	R	ER	HR	HB	BB-I	SO	WP	BK	AVG
2007	Billings	0-1	.000	2.93	6	5	0	0	0	15.1	14	8	5	0	1	5-0	15	2	3	.226
2008	Dayton	1-2	.333	3.75	9	9	0	0	0	48.0	50	22	20	2	4	16-0	24	3	1	.269
	Sarasota	6-5	.545	3.51	14	12	0	0	0	82.0	90	38	32	2	6	21-1	58	5	0	.290
2009	Sarasota	2-2	.500	2.68	7	6	0	0	0	40.1	40	18	12	5	1	6-0	14	1	0	.260
	Carolina	0-0	.000	9.00	2	2	0	0	0	5.0	9	6	5	0	1	3-0	3	1	0	.391
2010	Lynchburg	1-2	.333	2.10	5	4	0	0	0	30.0	24	8	7	4	1	7-1	13	1	0	.220
	Carolina	3-9	.250	3.68	20	20	2	0	0	117.1	120	58	48	6	9	30-0	66	4	0	.268
2011	Louisville	7-8	.467	5.39	25	25	0	0	0	145.1	186	92	87	12	3	47-0	85	2	3	.312
2012	Louisville	2-3	.400	5.90	25	0	0	0	0	39.2	51	26	26	4	1	16-1	27	1	0	.319
	Birmingham	0-0	.000	0.00	1	1	0	0	0	5.0	1	0	0	0	0	2-0	2	0	0	.067
	Charlotte	2-3	.400	3.78	9	8	0	0	0	47.2	39	21	20	6	1	18-0	36	1	1	.224
2013	Bristol	0-0	.000	1.69	5	5	0	0	0	16.0	17	4	3	0	0	4-0	15	0	0	.262
	Birmingham	0-2	.000	4.32	6	6	0	0	0	25.0	25	15	12	2	1	2-0	14	0	0	.250
2014	Charlotte	3-1	.750	1.57	4	4	0	0	0	23.0	18	8	4	0	0	9-0	13	0	0	.228
	WHITE SOX	5-10	.333	4.80	26	19	0	0	0	129.1	147	81	69	13	12	45-1	64	5	1	.289
2015	Charlotte	7-4	.636	3.47	16	16	0	0	0	83.0	85	41	32	8	2	29-1	45	3	1	.263
	WHITE SOX	1-1	.500	3.44	18	0	0	0	0	36.2	40	19	14	2	3	13-2	27	4	0	.280
<b>MINOR TOTALS</b>		<b>34-42</b>	<b>.447</b>	<b>3.90</b>	<b>154</b>	<b>123</b>	<b>2</b>	<b>0</b>	<b>0</b>	<b>721.2</b>	<b>769</b>	<b>365</b>	<b>313</b>	<b>51</b>	<b>31</b>	<b>215-4</b>	<b>430</b>	<b>24</b>	<b>9</b>	<b>.259</b>
<b>MLB TOTALS</b>		<b>6-11</b>	<b>.353</b>	<b>4.50</b>	<b>44</b>	<b>19</b>	<b>0</b>	<b>0</b>	<b>0</b>	<b>166.0</b>	<b>187</b>	<b>100</b>	<b>83</b>	<b>15</b>	<b>15</b>	<b>58-3</b>	<b>91</b>	<b>9</b>	<b>1</b>	<b>.287</b>

## CAREER TRANSACTIONS

- Selected by Cincinnati in the third round of the First-Year Player Draft (6/07).
- On Sarasota disabled list with right hand tendinitis (8/9/08-remainder of the season).
- On Minor League Baseball suspended list (4/9-6/1/09).
- On Class AA Carolina disabled list with right hip inflammation (8/1/09-remainder of the season).
- On Class AAA Louisville disabled list with a left oblique strain (8/25/11-remainder of the season).
- On Class AAA Louisville disabled list with a right ankle sprain (6/22-7/9/12).
- Signed by the White Sox as a free agent (7/12/12).
- On Class AA Birmingham disabled list following Tommy John surgery (4/4-8/2/13); included rehab at Advanced Rookie Bristol (7/5-8/2/13).
- On Class AA Birmingham disabled list with a right elbow strain (8/31/13-remainder of the season).

## CAREER FIELDING STATISTICS

POSITION	PCT	G	GS	TC	PO	A	E	DP
Pitcher	.962	44	19	26	10	15	1	1

## CAREER GAME BESTS AS STARTER

**STRIKEOUTS** — 5 (7/7/14 at Bos., 6.2 IP) ... **IP** — 7.1 (4/27/14 vs. T.B) ... **CG** — NONE  
**SHO** — NONE ... **WINNING STREAK** — 2 games (7/7-12/14) ... **CONSEC. SCORELESS IP** — 12.2 (7/7-22/14)

## CAREER GAME BESTS AS RELIEVER

**STRIKEOUTS** — 6 (8/2/15 vs. NYY; 4.1 IP) ... **INNINGS PITCHED** — 4.2 (5/9-1/15 vs. Cin.)  
**WINNING STREAK** — NONE ... **CONSECUTIVE SCORELESS IP** — 5.2 (5/25-31/14)

## Recent Non-Roster Invitees To Play For The White Sox

Year	Player	Year	Player
2003	Jamie Burke, Neal Cotts, Brian Daubach and Esteban Loaiza	2011	Brian Bruney, Jeff Gray, Josh Kinney, Shane Lindsay, Dallas McPherson and Lastings Milledge
2004	Vic Darenbourg, Kelly Dransfeldt and Mike Jackson	2012	Hector Gimenez, Dan Johnson, Ray Olmedo, Leyson Septimo and Eric Stults
2005	Raul Casanova, Pablo Ozuna and Chris Widger	2013	Bryan Anderson, Erik Johnson, Jake Petricka, David Purcey and Ramon Troncoso
2006	Agustin Montero	2014	Chris Bassitt, Zach Putnam, Scott Snodgrass and Andy Wilkins
2007	Ryan Bukvich and John Danks	2015	Matt Albers, Chris Beck, Scott Carroll, Micah Johnson, Carlos Rodon and Geovany Soto
2008	D.J. Carrasco and Paul Phillips		
2009	Tyler Flowers, Corky Miller and Randy Williams		
2010	Erick Threats		



# JASON COATS

# 82

**OUTFIELDER**
**NON-ROSTER INVITEE**
**Given Name:** Jason Leavell Coats

**Bats:** Right **Throws:** Right

**Height:** 6-2 **Weight:** 200

**Opening Day Age:** 26 (February 24, 1990)

**Birthplace/Residence:** Dallas, Texas/Allen, Texas.

**First Pro Contract:** White Sox.

**Sox Acquisition:** Selected in 29th round, June 2012 First-Year Player Draft.

**Major League Service:** None.

**Contract Status:** Signed through 2016.

## 2016 SEASON

- Enters the season ranked by MLB.com as the No. 17 Prospect in the White Sox organization.

## 2015 SEASON

- Combined to hit .276 (148-536) with 38 doubles, 17 home runs, 83 RBI and a .446 slugging percentage between Class AA Birmingham and Class AAA Charlotte.

- Ranked among the White Sox organizational leaders in doubles (38), RBI (1st), total bases (1st, 239), extra-base hits (1st, 56), runs scored (7th, 62) and slugging percentage (7th, .446) ... ranked third in the International League with 81 RBI.

- Led Charlotte in average (.270), hits (132), total bases (214), doubles (29) and extra-base hits (47) ... recorded 80-plus RBI for the third straight season.

- Opened the season with Birmingham and appeared in 12 games, including five multihit efforts (four hits once) ... was promoted to the Knights on 4/23.

- Batted .301 (46-153) vs. left-handers, .300 (48-160) in the No. 2 spot in the lineup and .317 (46-145) with RISP.

- Posted a 16-game home hitting streak from 4/30-5/29, batting .323 (21-65) with two doubles, two homers and 15 RBI.

- Recorded an 11-game hitting streak from 5/9-20, including five multihit efforts ... collected four RBI on 7/22 vs. Durham.

- Hit safely in 15 of his final 17 games of the season.

- Appeared in seven games with Criollos de Caguas in the Puerto Rican Winter League, batting .179 (5-28).

## 2014 SEASON

- Batted .288 (143-497) with 38 doubles, 15 homers and 81 RBI in 134 games with Class A Winston-Salem and Birmingham.

- Led the Carolina League in extra-base hits (52) and total bases (209), ranked second in doubles (35) and slugging percentage (.487), fourth in RBI (72), tied for fourth in home runs (15), fifth in hits (125) and sixth in average (.291).

- Ranked among the organizational leaders in doubles (2nd), total bases (2nd, 232), RBI (3rd), hits (4th), extra-base hits (4th, 56), runs scored (T6th, 69), average (8th), home runs (T8th, 15) and slugging percentage (9th, .467).

- Was the Dash team leader in hits, total bases, doubles, slugging percentage and extra-base hits.

- Was named a CL mid and postseason All-Star.

- Recorded a season-high 11-game hitting streak from 5/30-6/10, batting .386 (17-44) with five home runs, 14 RBI and 12 runs scored ... registered a two-homer, five-RBI performance on 6/8 vs. Carolina.

- Was named CL Player of the Week for 6/2-8, going 13-28 (.464) with three homers and 11 RBI.

- Was promoted to Birmingham on 8/12 for the rest of 2014.

## 2013 SEASON

- Spent his first professional season with Class A Kannapolis ... was named to the South Atlantic League midseason All-Star Team and a White Sox organizational All-Star.

- Ranked second in the SAL in doubles (36), tied for second in RBI (84), fourth in hits (140) and fifth in total bases (220) and extra-base hits (53).

- Ranked among the Sox organizational leaders in doubles (1st), RBI (2nd), extra-base hits (2nd), hits (4th), total bases (4th) and runs scored (10th, 63).

- Led Kannapolis in hits, doubles, home runs (12), RBI and slugging percentage (.426).

- Batted .478 (22-46) with eight RBI over a 12-game hitting streak from 4/12-24.

- Was recommended/signed by Keith Staab.

## MISCELLANEOUS/PERSONAL

- Married Bradleigh ... Twitter: @jcoats17.

- Graduated from Texas Christian University in 2012 with a degree in accounting ... was named First-Team All-Mountain West on the field and in the classroom in 2012.

- Was named the 2009 NCAA Fort Worth Regional MVP.

- Originally drafted by Baltimore in the 12th round of the 2011 draft but did not sign.

- Is a 2008 graduate of Plano (Texas) West High School ... was a three-year letter winner in baseball ... honored as a 2008 Louisville Slugger All-American ... helped guide Plano West to a 28-0 record and 5A state championship as a senior.

## CAREER PLAYING RECORD

YEAR	CLUB	AVG	G	AB	R	H	TB	2B	3B	HR	RBI	SH	SF	HB	BB	SO	SB	CS	OBP	SLG	E
2013	Kannapolis	.271	133	516	63	140	220	38	3	12	84	4	4	8	31	85	12	3	.320	.426	4
2014	Winston-Salem	.291	115	429	64	125	*209	35	2	15	72	2	4	6	35	65	5	2	.350	.487	10
	Birmingham	.265	19	68	5	18	23	3	1	0	9	2	3	1	3	9	1	1	.293	.338	1
2015	Birmingham	.340	12	47	6	16	25	9	0	0	2	0	0	1	6	0	2	.886	.532	0	
	Charlotte	.270	122	489	56	132	214	29	1	17	81	3	5	4	29	93	11	2	.313	.438	5
<b>MINOR TOTALS</b>		<b>.278</b>	<b>401</b>	<b>1549</b>	<b>194</b>	<b>431</b>	<b>691</b>	<b>114</b>	<b>7</b>	<b>44</b>	<b>248</b>	<b>11</b>	<b>16</b>	<b>19</b>	<b>99</b>	<b>258</b>	<b>29</b>	<b>10</b>	<b>.326</b>	<b>.446</b>	<b>20</b>

\*Led League

## CAREER TRANSACTIONS

— Selected by the White Sox in the 29th round of the First-Year Player Draft (6/12).





# TYLER DANISH

# 76

**RIGHT-HANDED PITCHER**

**NON-ROSTER INVITEE**

**Given Name:** Tyler Michael Danish

**Bats:** Right **Throws:** Right

**Height:** 6-0 **Weight:** 200

**Opening Day Age:** 21 (September 12, 1994)

**Birthplace/Residence:** Brandon, Fla./Riverview, Fla.

**First Pro Contract:** White Sox

**Sox Acquisition:** Selected in second round, June 2013 First-Year Player Draft.

**Major League Service:** None.

**Contract Status:** Signed through 2016.

## 2016 SEASON

■ Enters the season rated by *Baseball America* as the No. 6 Prospect and Possessing the Best Changeup in the White Sox organization ... also tabbed by MLB.com as the fifth-best prospect in the Sox system.

## 2015 SEASON

■ Spent the entire season with Class AA Birmingham ... led the Barons with two complete games and ranked among the organizational leaders in complete games (1st), IP (5th) and wins (T10th).

■ Allowed just 0.82 homers per 9.0 IP (13 HR/142.0 IP) ... held opponents to a .182 average (12-66) with RISP/two outs.

■ Recorded a 3.32 ERA (29 ER/78.2 IP) at home, compared to a 5.97 mark (42 ER/63.1 IP) on the road.

■ Went 4-0 with a 2.75 ERA (10 ER/32.2 IP) and 34 strikeouts over his first six starts of the season from 4/11-5/10.

■ Suffered a five-game losing streak over his next eight starts from 5/15-6/27 ... also lost five consecutive decisions from 7/21-8/18 (six starts total).

■ Was the losing pitcher in both of his complete games: 5/25 at Biloxi (4 ER/4.0 IP) and 7/21 at Tennessee (3 ER/6.1 IP).

■ Won three consecutive starts from 7/5-15, allowing three earned runs or less in each outing ... allowed just two runs in a season-high tying 7.0 IP on 7/10 at Jackson.

■ Earned his final win on 8/23 vs. Jacksonville.

■ Entered the season ranked by *Baseball America* as the No. 7 Prospect in the White Sox organization.

## 2014 SEASON

■ Combined to go 8-3 with a 2.08 ERA (30 ER/129.2 IP), .237 (115-485) opponents average and 103 strikeouts over 25 starts between Class A Kannapolis and Class A Winston-Salem.

■ Ranked among the organizational leaders in ERA (1st), wins (T4th), strikeouts (6th) and IP (9th).

■ Was named South Atlantic League Pitcher of the Week (4/28-5/4) and Carolina League Pitcher of the Week (8/4-10).

■ Began the season with Kannapolis ... did not allow an earned run in four of the his seven starts.

■ Tossed 22.0 consecutive scoreless IP over his last four starts with the Intimidators from 4/23-5/11 (opponents hit .177).

■ Was promoted to Winston-Salem on 5/15 ... went 1-1 with a 5.68 ERA (16 ER/25.1 IP) in his first six starts with the Dash.

■ Was sidelined with shoulder inflammation from 6/23-7/2.

■ Went 4-2 with a 1.49 ERA (11 ER/66.1 IP) over the remainder of the season (12 starts).

■ Was 3-0 with a 0.93 ERA (3 ER/29.0 IP) and 29 strikeouts over five starts from 7/23-8/15, including a streak of 25.0 consecutive scoreless IP in one stretch.

■ Did not allow a hit in 6.0 scoreless IP on 8/9 at Lynchburg.

■ Donated \$1 to cancer research for each new follower to his Instagram account (@tdanish7) in honor of his father, Michael, who passed away from the disease in 2011.

## 2013 SEASON

■ Went 1-0 with a 1.20 ERA (4 ER/30.0 IP), 28 strikeouts and a .162 (15-91) opponents average over 15 appearances (one start) in his debut with Advanced Rookie Bristol and Kannapolis.

■ Limited lefties to a .125 (5-40) average and right-handers to a .185 mark (12-65).

■ Began the season with Bristol before being promoted to Kannapolis on 8/20 ... tossed 2.0 scoreless IP in his first and only start on 8/14.

■ Struck out four on 7/5 at Greenville and 8/24 vs. Rome.

■ Threw 14.0 consecutive scoreless IP over his last seven games between the stops.

■ Was cited by *Baseball America* as Closest To The Majors (with Brad Goldberg) and possessing the Best Secondary Pitch in the White Sox draft class.

## MISCELLANEOUS/PERSONAL

■ Single ... Twitter: @danish\_Tyler7.

■ Graduated in 2013 from Durant High School in Plant City, Fla. ... was named 2013 Louisville Slugger National High School Player of the Year after going 15-1 with a 0.00 ERA (94.0 IP) and 156 strikeouts in 17 games (15 starts).

■ Was honored as Florida's "Mr. Baseball" and the Class 8A Player of the Year as a senior.

## CAREER PLAYING RECORD

YEAR	CLUB	W-L	PCT	ERA	G	GS	CG	SHO	SV	IP	H	R	ER	HR	HB	BB-I	SO	WP	BK	AVG
2013	Bristol	1-0	1.000	1.38	13	1	0	0	0	26.0	15	6	4	1	0	5-0	22	0	0	.165
	Kannapolis	0-0	.000	0.00	2	0	0	0	0	4.0	2	0	0	0	0	0-0	6	0	0	.143
2014	Kannapolis	3-0	1.000	0.71	7	7	0	0	0	38.0	28	8	3	0	0	10-0	25	1	0	.206
	Winston-Salem	5-3	.635	2.65	18	18	0	0	0	91.2	87	35	27	7	4	23-0	78	2	1	.248
2015	Birmingham	8-12	.400	4.50	26	26	2	0	0	142.0	175	82	71	13	5	60-0	90	3	0	.311
<b>MINOR TOTALS</b>		<b>17-15</b>	<b>.531</b>	<b>3.13</b>	<b>66</b>	<b>52</b>	<b>2</b>	<b>0</b>	<b>0</b>	<b>301.2</b>	<b>307</b>	<b>131</b>	<b>105</b>	<b>21</b>	<b>9</b>	<b>98-9</b>	<b>221</b>	<b>6</b>	<b>1</b>	<b>.266</b>

## CAREER TRANSACTIONS

— Selected by the White Sox in the second round of the First-Year Player Draft (6/13).

— On Class A Winston-Salem disabled list with right shoulder inflammation (6/23-7/2/14).

FRONT OFFICE

FIELD STAFF

PLAYERS

OPPONENTS

2015 REVIEW

HISTORY

RECORDS

MINOR LEAGUES

MEDIA/MISC.



# JOHN DANKS

# 50

## LEFT-HANDED PITCHER

**Given Name:** John William Danks

**Bats:** Left **Throws:** Left

**Height:** 6-1 **Weight:** 210

**Opening Day Age:** 30 (April 15, 1985)

**Birthplace/Residence:** Austin, Texas/Nashville, Tenn.

**First Pro Contract:** Texas Rangers, selected in the first round (ninth overall), June 2003 First-Year Player Draft.

**Sox Acquisition:** Obtained from the Texas Rangers with pitchers Nick Masset and Jacob Rasner in exchange for pitcher Brandon McCarthy and outfielder David Paisano, December 23, 2006.

**Major League Service:** Nine years.

**Contract Status:** Signed through 2016.

### 2015 SEASON

- Completed his ninth season with the White Sox.
- Made 30 starts for the fifth time in his career and second season in a row ... tied for sixth in the American League with one shutout and tied for sixth with two complete games.
- Registered a 3.86 ERA (39 ER/91.0 IP) in 15 home starts and a 5.61 ERA (54 ER/86.2 IP) in 15 starts on the road.
- Posted a 1.74 ERA (4 ER/20.2 IP) in three starts during interleague play and a 3.54 ERA (19 ER/48.1 IP) in seven starts against the AL West.
- Left-handers batted .240 (40-167), including a .190 (22-116) average through his first 22 starts, down from his .269 career mark entering the season.
- Suffered his first career loss to Kansas City in his season debut on 4/9 at Kauffman Stadium (4 ER/5.2 IP) ... was 7-0 over his first 16 career starts against the Royals.
- Struck out eight batters in his first win of the season on 4/26 vs. the Royals (3 ER/6.0 IP).
- Allowed seven runs (three earned) on eight hits over just 2.1 IP on 5/3 at Minnesota, matching the shortest non-injury related start of his career ... also committed two errors in the outing.
- Received a no decision on 5/10 vs. Cincinnati despite allowing just one run over 7.0 IP ... David Robertson blew his first save in the ninth inning ... Gordon Beckham connected on a game-ending single in the bottom of the ninth.
- Earned the win on 5/16 at Oakland, allowing two runs over 7.0 IP ... surrendered one hit from the second-seventh innings.
- Threw his fifth career complete game, and third shutout, on 5/31 at Houston ... surrendered 10 hits, including four doubles and one triple ... recorded his 1,000th career strikeout (George Springer) in the first inning, becoming the 10th pitcher in White Sox history to reach the milestone.
- Became the first Sox pitcher to throw a shutout with 10-plus hits allowed since Stan Bahnsen on 6/21/73 vs. Oakland (12 hits) and first in the majors since Minnesota's Carlos Silva on 8/3/04 vs. Anaheim (11 hits) ... source: Elias.
- Posted a 6.85 ERA (17 ER/22.1 IP) and .344 opponents average (33-96) during a four-game losing streak from 6/2-22.
- Snapped the losing streak on 7/3 vs. Baltimore, allowing just five hits over 7.0 scoreless IP ... worked 6.0 scoreless IP and allowed just four singles in a win on 7/17 vs. Kansas City.
- Received a no decision on 7/22 vs. St. Louis despite working 6.2 scoreless IP ... extended his scoreless streak to 12.2 ... the streak was snapped on 7/27 at Boston (ND; 6 ER/4.1 IP).
- Recorded a four-game losing streak from 8/7-28 (five GS).
- Threw his sixth career complete game and second of the season on 9/5 at Kansas City, allowing one run on seven hits ... retired 17 of 18 from the third-eighth but lost his shutout bid in the ninth on a sacrifice fly.

### WHITE SOX ALL-TIME STRIKEOUT LIST

Pitcher	SO	Category	Rank	No.
Billy Pierce	1,796	Starts	3rd	217
Ed Walsh	1,732	QS	T4th	127
Red Faber	1,471	IP	5th	1,342.0
Mark Buehrle	1,396	Strikeouts	6th	977
Wilbur Wood	1,332			
Gary Peters	1,098			
<b>John Danks</b>	<b>1,086</b>			

### DANKS AMONG AL LHP SINCE 2008

### CAREER HIGHLIGHTS

- Ranks seventh in White Sox history with 1,086 strikeouts and 11th with 243 starts.
- Is 10-3 with a 2.87 ERA (45 ER/141.1 IP) in 22 career starts against Kansas City and 10-8 with a 2.92 ERA (56 ER/172.1 IP) in 28 starts during interleague play.
- He and Tommy Thomas (1926-31) are the only pitchers in Sox history to make 25-plus starts in each of his first five seasons.

### 2014 SEASON

- Eleven wins, 193.2 IP, 32 starts and 20 quality starts were his highest marks since 2010.
- Ranked among the American League LHP leaders in starts (T2nd), IP (6th), QS (T6th) and wins (T9th).
- Finished the season in 10th place on the White Sox all-time strikeout list with 962 ... passed Eddie Cicotte (961), Alex Fernandez (951), Jim Scott (945), Jack McDowell (918), Tommy John (888) and Rich Dotson (873) during the season.
- His 25 home runs allowed tied for the fifth-most in the AL ... ranked second in the AL with 102 earned runs allowed.
- Was 8-6 with a 3.99 ERA (53 ER/119.2 IP) in the first half (3-5 with a 5.96 ERA after the break) ... posted a 2.36 ERA (7 ER/26.2 IP) and .194 average (19-98) in four interleague starts.
- Went 1-0 vs. Kansas City to improve to 7-0 in 16 career starts ... became the first Sox pitcher since at least 1914 to go undefeated in his first 16-plus starts vs. a single opponent.
- Made four quality starts to begin the season (2-0, 2.84 ERA) and five in a row from 5/24-6/17 (3-1, 1.51 ERA) ... received a no decision on 5/24 vs. Yankees despite working 8.0 scoreless IP (retired 12 straight from the fourth-eighth).
- Recorded three-game winning streaks from 6/4-17 (three starts) and 6/27-7/25 (six starts) ... allowed one run on two hits over 7.1 IP and recorded his second career hit (off Josh Beckett) on 6/4 at Dodger Stadium.
- Went 2-0 with a 1.89 ERA (4 ER/19.0 IP) and .141 average (9-64) in his final three starts ... held Tampa Bay hitless through 5.0 IP on 9/21 at Tropicana Field (W; 2 ER/6.0 IP) ... earned the victory in his final start on 9/27 vs. Kansas City (2 ER/7.0 IP).

## 2013 SEASON

- Made 22 starts after undergoing season-ending surgery in August 2012 ... his 14 losses were a career high ... registered a career-best 3.30 strikeout-to-walk ratio (89 SO/27 BB) and a career-low 1.76 walks per 9.0 IP.
- Joined his brother, Jordan, as the first set of brothers to be on the White Sox roster at the same time since Robert and Sandy Alomar Jr. in 2004.
- Started the season on the disabled list to continue his recovery from left shoulder surgery ... made his first rehab start on 5/2 with Class AA Birmingham ... made three additional starts with Class AAA Charlotte.
- Was reinstated from the disabled list on 5/24 ... made his season debut that night vs. Miami (ND, 3 ER/6.0 IP) ... his seven-game winning streak vs. Seattle ended on 6/3 at Safeco Field (3 ER/6.0 IP).
- Retired a career-high 26 consecutive batters over a two-start span from 6/8-15, tied for the fifth-longest streak by a White Sox pitcher since 1991 (STATS LLC) ... also retired 30 straight at home from 6/8-26.
- Earned his first victory on 6/8 vs. Oakland, allowing one run on three hits over 8.0 IP ... retired the final 21 batters ... surrendered career highs in hits (12) and home runs (four) on 6/20 at Minnesota ... worked 6.0-plus IP in a team-best 12 consecutive starts from 6/26-8/25.
- Snapped a five-game losing streak on 8/20 at Kansas City, throwing 8.0 scoreless IP ... won his second straight start on 8/25 vs. Texas, allowing two runs over 6.0 IP while his brother, Jordan, played right field and hit a home run ... became the first pitcher to start and win a game in which his brother homered as a teammate since 6/28/47 when Walker Cooper homered in support of his brother, Mort, for the New York Giants (Elias).
- Lost his last four starts from 8/31-9/18 before being shut down for the remainder of 2013.

## 2012 SEASON

- Made nine starts before undergoing season-ending surgery on his left shoulder in August ... underwent surgery on 8/6 at Rush University Medical Center to repair a capsular tear and debride the rotator cuff and biceps.
- Suffered the loss in his first Opening Day start on 4/6 at Texas (3 ER/6.0 IP) ... worked 6.1 scoreless IP in a victory on 5/19 at the Cubs ... was placed on the disabled list on 5/25 (retro to 5/20) with a strained left shoulder.

## 2011 SEASON


- Was 0-8 with a 5.25 ERA (41 ER/70.1 IP) in his first 11 starts, 6-1 with a 2.03 ERA (16 ER/71.0 IP) in his next 11 and 2-3 with a 7.76 ERA (25 ER/29.0 IP) in his final five.
- Became the third pitcher in club history to start a season 0-8, joining Roy Wilkinson (0-10 in 1921) and Eddie Smith (0-8 in 1942) ... joined Mark Mulder (1997) and Anthony Reyes (2007) as the only pitchers since 1961 to go 0-8 before 6/1 ... the 0-8 start was the first by a pitcher who won 15 games or more the previous season since Montreal's Dale Murray in 1976.
- Won his next four decisions (4-0, 0.98 ERA), tied for the third-longest streak since 1920 by a pitcher who started the season with an eight-game losing streak.
- Tossed his third career complete game in a losing effort on 5/23 vs. Texas (8.0 IP) ... was hit in the back of the head by a Stephen Drew line drive in the fourth inning on 6/18 at Arizona but remained in the game and earned the win (1 ER/7.0 IP).
- Was on the 15-day disabled list from 6/26-7/20 with a strained right oblique suffered on 6/25 vs. Washington ... earned his 50th career win on 7/27 vs. Detroit (1 ER/6.0 IP).
- Threw his second shutout on 8/27 at Seattle (10 strikeouts) ... was the first Sox pitcher to throw a shutout with 10-plus strikeouts since Alex Fernandez on 7/2/94 vs. Milwaukee.

## 2010 SEASON

- Set career bests in wins (15), IP (213.0), strikeouts (162) and opponents average (.237) ... recorded his second consecutive season with at least 10 wins, 30 starts and 200.0 IP.
- Along with Mark Buehrle, became the eighth pair of Sox southpaws to each throw at least 200.0 IP in back-to-back seasons and first since Jim Kaat and Wilbur Wood (1974-75).
- Ranked among the AL leaders in GIDP (T4th, 25), quality starts (T8th, 21), pickoffs (T8th, 4), IP (9th) and wins (T10th) ... surrendered two earned runs or less 21 times, tied for third-most in the AL behind Felix Hernandez (25) and C.J. Wilson (22).
- Was 3-0 with a 1.55 ERA (5 ER/29.0 IP) in April, tied for the third-lowest mark by a Sox starter in April since 1990.
- Tossed his second career complete game and first shutout on 7/8 vs. the Angels, surrendering a career-low two hits ... took a no-hitter into the seventh inning for the fifth time in his career (also 4/3/08, 4/26-1/08, 7/6/08 and 8/11/08).

## 2009 SEASON

- Recorded his first season with at least 200.0 IP ... tied Buehrle for the team lead in wins ... along with Buehrle, became the first pair of Sox southpaws to reach the 200.0-IP milestone in a season since Britt Burns and Floyd Bannister in 1985.
- Ranked among the AL leaders in pickoffs (T2nd, 6), GIDP (T7th, 22), hits per 9.0 IP (8th, 8.27), average against (10th, .245), ERA (10th, 3.77) and quality starts (T10th, 20).
- His string of 19.0 scoreless IP (dating back to 2008) ended in a victory on 4/16 at Tampa Bay ... became the third pitcher in Sox history to throw at least 6.0 IP in each of his first three starts of a season while allowing four or fewer hits and one or no earned runs (Joe Dobson in 1952 and Jack Lamabe in 1966).
- Struck out a career-high 10 batters over 6.0 IP on 5/9 vs. Texas ... his streak of 19.1 scoreless IP ended when he allowed four runs in the first inning on 7/10 at Minnesota ... tossed his first career complete game in a win on 9/28 at Cleveland (1 ER).



### 2008 SEASON

- Ranked among the AL leaders in ERA (5th), starts (T5th, 33), baserunners per 9.0 IP (9th, 11.22) and opponents average (10th, .246) ... allowed two earned runs or less in 22 starts, tied with Cleveland's Cliff Lee for the most among AL pitchers.
- Lowered his ERA by 2.18 from 2007, the second-biggest improvement in baseball.
- Earned the win in a one-game playoff vs. Minnesota on 9/30, allowing two hits over 8.0 scoreless IP in Chicago's 1-0 victory that clinched the AL Central title.
- Did not allow a hit through the first 5.0 IP on 4/3 at Cleveland, 4/26-1 vs. Baltimore, 7/6 vs. Oakland and 8/11 vs. Boston ... threw 19.2 IP scoreless IP from 4/15-26-1.
- Won a career-best six straight decisions over 13 starts from 5/29-8/6... retired the first 17 batters on 8/11 vs. Boston.
- Earned the win in Game 3 of the ALDS vs. Tampa Bay, striking out seven (3 ER/6.2 IP) ... held the Rays to one run on five hits through 6.0 IP.

### 2007 SEASON

- Ranked among the AL rookie leaders in losses (1st), strikeouts (3rd, 109), starts (T3rd) and IP (4th).
- Made his first Opening Day roster at age 21 (turned 22 on 4/15) ... lost his major-league debut on 4/8 vs. Minnesota despite making a quality start (2 ER/6.2 IP) ... earned his first major-league victory on 5/9 at Minnesota (1 ER/6.2 IP).
- Entered the season ranked by *Baseball America* as the No. 1 Prospect and having the Best Curveball in the Texas organization prior to being traded to the White Sox on 12/23/06.

### 2006 SEASON

- Split the season between Class AA Frisco and Class AAA Oklahoma, going 9-9 with a 4.24 ERA (66 ER/140.0 IP) and 154 strikeouts in 27 games (26 starts) ... was named to the Texas League midseason All-Star Team.
- Was ranked by *Baseball America* following the season as the No. 7 Prospect in the Texas League and the No. 14 Prospect in the Pacific Coast League.

### 2005 SEASON

- Pitched in 28 games (27 starts) between Class A Bakersfield and Frisco ... was ranked by *Baseball America* following the season as the No. 2 Prospect and possessing the Best Curveball in the Rangers organization.

### 2004 SEASON

- Was rated by *Baseball America* following the season as the No. 2 Prospect in the Texas organization and as possessing the Best Curveball ... also was ranked as the No. 4 Prospect in the Midwest League and No. 11 in the California League.
- Pitched in the MLB All-Star Futures Game on 7/11 in Houston, earning the victory with 1.0 scoreless IP.

### 2003 SEASON

- Made his professional debut with the Arizona League Rookie Rangers and Advanced Rookie Spokane.

### COMMUNITY INVOLVEMENT

- Is an active participant in True Heroes, a group of professional players that spend time visiting military hospitals ... shaves his head during Spring Training every season in support of St. Baldrick's fundraising efforts.
- In 2015, participated in the USO Luncheon as part of the White Sox Volunteer Corps.
- During the 2014 season, recorded a PSA for the Taylor Hooten Foundation and was selected as a charter member of the group's advisory board ... also visited wounded soldiers at Walter Reed Medical Center in Bethesda, Md.
- In 2013, visited the University of Chicago Comer Children's Hospital and hosted military families at U.S. Cellular Field ... visited veterans at the Hines VA Hospital and the Walter Reed Medical Center ... has partnered with Oral Health America in promoting NSTEP, a program to educate the baseball community and American public about the dangers of smokeless tobacco.
- In 2010, served as an honorary head coach at Chicago's Special Olympics opening ceremony and a White Sox RBI team captain ... in 2009, attended the Volunteer Corps Blood Drive ... in 2008, served as spokesperson for the Chicago Public Library's Summer Reading Program and signed autographs at AbilityCAMP for kids with special needs.

### MISCELLANEOUS/PERSONAL

- Married Ashley Monroe, a country music singer and member of the "Pistol Annies."
- Is a 2003 graduate of Round Rock (Texas) High School ... was selected as the Gatorade Texas High School Player of the Year and a Second-Team High School All-American by *Baseball America* as a senior.
- Father, John, was a four-year basketball letterman at the University of Texas (1977-80) ... brother, Jordan, played in the White Sox organization from 2008-14 ... sister, Emily, played volleyball at Ohio State University from 2009-12.





### CAREER PLAYING RECORD

YEAR	CLUB	W-L	PCT	ERA	G	GS	CG	SHO	SV	IP	H	R	ER	HR	HB	BB-I	SO	WP	BK	AVG
2003	AZ Rangers	1-0	1.000	0.69	5	3	0	0	0	13.0	6	3	1	0	0	4-0	22	1	0	.136
	Spokane	0-2	0.000	8.53	5	5	0	0	0	12.2	12	12	12	0	0	7-0	13	0	0	.267
2004	Clinton	3-2	.600	2.17	14	8	0	0	0	49.2	38	17	12	4	1	14-0	64	1	0	.210
	Stockton	1-4	.200	5.24	13	13	0	0	0	55.0	62	38	32	5	1	26-0	48	3	1	.297
2005	Bakersfield	3-3	.500	2.50	10	10	0	0	0	57.2	50	18	16	5	2	16-0	53	1	0	.228
	Frisco	4-10	.286	5.49	18	17	0	0	0	98.1	117	66	60	12	5	34-1	85	3	0	.297
2006	Frisco	5-4	.566	4.15	13	13	0	0	0	69.1	74	38	32	11	2	22-0	82	3	0	.273
	Oklahoma	4-5	.444	4.33	14	13	0	0	0	70.2	67	43	34	11	1	34-0	72	2	0	.248
2007	WHITE SOX	6-13	.316	5.50	26	26	0	0	0	139.0	160	92	85	28	4	54-4	109	3	0	.289
2008	WHITE SOX	12-9	.571	3.32	33	33	0	0	0	195.0	182	74	72	15	4	57-1	159	7	0	.246
2009	WHITE SOX	13-11	.542	3.77	32	32	1	0	0	200.1	184	89	84	28	5	73-1	149	1	0	.245
2010	WHITE SOX	15-11	.577	3.72	32	32	1	1	0	213.0	189	93	88	18	4	70-2	162	2	1	.237
2011	WHITE SOX	8-12	.400	4.33	27	27	2	1	0	170.1	182	89	82	19	7	46-5	135	6	0	.274
	Charlotte	1-0	1.000	2.00	2	2	0	0	0	9.0	9	2	2	2	0	2-0	6	0	0	.265
2012	WHITE SOX	3-4	.429	5.70	9	9	0	0	0	53.2	57	35	34	7	1	23-0	30	5	0	.273
	Charlotte	0-0	.000	2.25	1	1	0	0	0	4.0	4	3	1	0	0	1-0	1	0	0	.267
2013	WHITE SOX	4-14	.222	4.75	22	22	0	0	0	138.1	151	81	73	28	4	27-0	89	3	0	.277
	Birmingham	1-0	1.000	2.57	1	1	0	0	0	7.0	5	2	2	1	0	1-0	1	0	0	.200
2014	WHITE SOX	1-0	1.000	3.45	3	3	0	0	0	15.2	13	8	6	1	2	12-0	14	0	0	.236
	Charlotte	1-0	1.000	3.45	3	3	0	0	0	15.2	13	8	6	1	2	12-0	14	0	0	.236
2014	WHITE SOX	11-11	.500	4.74	32	32	0	0	0	193.2	205	106	102	25	9	74-1	129	7	0	.269
2015	WHITE SOX	7-15	.318	4.71	30	30	2	1	0	177.2	195	104	93	24	3	56-1	124	8	1	.281
<b>MINOR TOTALS</b>		<b>24-30</b>	<b>.444</b>	<b>4.09</b>	<b>99</b>	<b>89</b>	<b>0</b>	<b>0</b>	<b>0</b>	<b>462.0</b>	<b>457</b>	<b>250</b>	<b>210</b>	<b>52</b>	<b>14</b>	<b>173-1</b>	<b>461</b>	<b>14</b>	<b>1</b>	<b>.259</b>
<b>MLB TOTALS</b>		<b>79-100</b>	<b>.441</b>	<b>4.33</b>	<b>243</b>	<b>243</b>	<b>6</b>	<b>2</b>	<b>0</b>	<b>1481.0</b>	<b>1505</b>	<b>763</b>	<b>713</b>	<b>192</b>	<b>31</b>	<b>480-14</b>	<b>1086</b>	<b>42</b>	<b>1</b>	<b>.261</b>

### CAREER TRANSACTIONS

- Selected by Texas in the first round (ninth overall) in the First-Year Player Draft (6/03).
- Traded by Texas with Nick Masset and Jacob Rasner to White Sox in exchange for Brandon McCarthy and David Paisano (12/23/06).
- On White Sox disabled list with a strained right oblique (6/26-7/20/11); included rehab assignment to Class AAA Charlotte (7/10-20/11).
- On White Sox disabled list with a left shoulder strain (5/25/12-end season); included rehab assignment to Class AAA Charlotte (6/12-16/12).
- On White Sox disabled list following left shoulder surgery in 2012 (3/22-5/24/13); included injury rehabilitation assignments to Class AA Birmingham and Class AAA Charlotte (5/2-24/13).

### CAREER PITCHING BREAKDOWN

**Quality Starts** — Career: 135; **2015:** 15; **2014:** 20; **2013:** 12; **2012:** 4; **2011:** 16; **2010:** 21; **2009:** 20; **2008:** 19; **2007:** 8.  
**Club Record As Starter** — Career: 95-118; **2015:** 13-17; **2014:** 13-19; **2013:** 6-16; **2012:** 5-4; **2011:** 12-15; **2010:** 16-16; **2009:** 16-16; **2008:** 18-15; **2007:** 9-17.  
**Starts Lasting 6.0/7.0/8.0 IP** — Career: 166/80/22; **2015:** 16/9/2; **2014:** 22/9/1; **2013:** 17/10/2; **2012:** 6/3/0; **2011:** 22/11/4; **2010:** 26/18/7; **2009:** 23/12/3; **2008:** 23/7/2; **2007:** 11/1/1.

### CAREER FIELDING STATISTICS

POSITION	PCT	G	GS	TC	PO	A	E	DP
Pitcher	.964	243	243	277	54	213	10	10

### CAREER GAME BESTS

**STRIKEOUTS** — 10 (4x, last 7/2/14 vs. LAA, 7.2 IP) ... **IP** — 9.0 (5x, last 9/4/15 at K.C.) ... **CG** — 6 (last 9/4/15 at K.C.)  
**SHO** — 3 (last 5/31/15 at Hou.) ... **WINNING STREAK** — 6 (5/29-8/6/08) ... **CONSEC. SCORELESS IP** — 19.2 (4/15-26-1/08)

### DIVISION SERIES RECORD

YEAR	CLUB	W-L	PCT	ERA	G	GS	CG	SHO	SV	IP	H	R	ER	HR	HB	BB-I	SO	WP	BK	AVG
2008	SOX vs. TB.	1-0	1.000	4.05	1	1	0	0	0	6.2	7	3	3	1	0	3-0	7	0	0	.259

### White Sox Suspended Games

Date	Opponent	Score	Inn.	Reason	Resumed	Result
4/20/52-2	at St. Louis	10-2	7th	Darkness	5/26/52	W, 10-5
4/27/52-2	vs. St. Louis	3-1	5th	Darkness	7/3/52	W, 6-3
8/10/72	at Oakland	3-3	17th	Curfew	8/11/72	L, 5-3
5/26/73	vs. Cleveland	2-2	16th	Curfew	5/28/73	W, 6-3
5/8/84	vs. Milwaukee	3-3	17th	Curfew	5/9/84	W, 7-6 (25)
4/28/08	vs. Baltimore	3-3	11th	Weather	*8/25/08	L, 4-3
4/24/15	vs. Kansas City	2-2	8th	Weather	4/26/15	W, 3-2

\*Resumed at Baltimore's Camden Yards



# MATT DAVIDSON

# 22

## INFIELDER

**Given Name:** Matthew Glen Davidson

**Bats:** Right **Throws:** Right

**Height:** 6-3 **Weight:** 230

**Opening Day Age:** 25 (March 26, 1991)

**Birthplace/Residence:** Yucaipa, Calif./Scottsdale, Ariz.

**First Pro Contract:** Arizona Diamondbacks, selected as a supplemental first-round pick (35th overall), June 2009 First-Year Player Draft.

**Sox Acquisition:** Obtained from the Arizona Diamondbacks in exchange for pitcher Addison Reed, December 16, 2013.

**Major League Service:** 50 days.

**Contract Status:** Signed through 2016.

### 2016 SEASON

- Enters the season ranked by MLB.com as the 18th-best prospect in the White Sox organization.

### 2015 SEASON

- Led the International League with 23 homers and ranked second in walks in his second year with Class AAA Charlotte.
- Ranked among the Knights team leaders in runs scored (1st, 63), walks (1st, 62), hits (2nd, 107) and RBI (2nd, 74).
- Was named by *Baseball America* as the Best Defensive third baseman in the IL ... led all IL third baseman in fielding percentage (.971) and assists (281) and tied for the lead in double plays (94).
- Was selected to the IL All-Star team and participated in the Triple-A All-Star Game Home Run Derby.
- Hit 14 homers off RHP, compared to nine vs. LHP.
- Batted .221 (73-331) with 14 homers, 47 RBI and a .709 OPS in the first half (.173/9 HR/27 RBI after the break).
- Hit a season-high .260 (19-73) with five homers and 14 RBI in 19 April games.
- Made two appearances each at first base and shortstop ... started 11 games as the designated hitter, batting .244 (10-41) with two homers and eight RBI.
- Homered in consecutive games on 4/29-30, 5/25-26 and 6/20-21 ... recorded six RBI on 4/29 vs. Toledo.
- Hit safely in eight consecutive games from 5/11-18, going 10-32 (.313) with four RBI.
- Recorded multihomer games on 6/21 vs. Indianapolis and 9/2 vs. Durham ... registered a season-high four hits vs. the Indians and four RBI vs. the Bulls.

### 2014 SEASON

- Spent the season with Charlotte in his first season in the Sox organization ... ranked fourth in the IL with 20 home runs.
- Appeared in 111 games at third base, 17 as the designated hitter and two at shortstop.
- Fifteen of his 20 home runs were off right-handers.
- Went 3-3 with two doubles and a RBI in his Knights debut as the Opening Day third baseman on 4/3 at Norfolk.
- Recorded a multihomer game on 6/30 vs. Gwinnett, including a two-run, game-ending shot in the 10th inning.
- Compiled an eight-game hitting streak from 7/6-17, going 11-34 (.324) with three home runs and seven RBI.
- Made his first career appearance and start at shortstop on 7/12 vs. Syracuse ... also started at short on 8/3 at Gwinnett.
- Entered the season ranked by *Baseball America* as the No. 4 Prospect in the Sox organization ... also rated by MLB.com as the No. 80 Prospect overall in baseball.
- White Sox acquisition recommended by Bill Young, Joe Butler and Kevin Bootay.

### 2013 SEASON

- Spent most of the season with Class AAA Reno but also appeared in 31 games over two stints with Arizona ... made 20 starts at third base with the Diamondbacks.
- His contract was purchased from Reno on 8/11 ... made his major-league debut that night vs. the Mets and recorded his first hit, a single off Jonathan Niese.
- Was optioned back to the Aces on 8/26 and recalled on 9/3 for the remainder of the season.
- Batted .324 (11-34) with five doubles, three home runs and nine RBI over his final 13 games of the season.
- Hit all three of his home runs during an eight-day span from 9/15-22, including the first of his career on 9/15 vs. Colorado (off Wilton Lopez).
- Hit a three-run homer on 9/21 at Colorado and went 2-4 with a double, home run and four RBI the next night at Coors Field.
- Appeared in 115 games with Reno ... was named to the Pacific Coast League midseason All-Star Team.
- Played for Team USA at the All-Star Futures Game at Citi Field on 7/14 ... earned Most Valuable Player honors after hitting a go-ahead, two-run homer ... won the Triple-A All-Star Home Run Derby at Aces Ballpark.
- Entered the season ranked by *Baseball America* as the No. 4 Prospect and Best Power Hitter in the Diamondbacks system.

### 2012 SEASON

- Was named to the Southern League mid and postseason All-Star Teams with Class AA Mobile.
- Ranked among the SL leaders in runs scored (2nd, 81), total bases (3rd, 228), home runs (4th, 23), slugging percentage (5th, .469), walks (T6th, 69) and doubles (T8th, 28).
- Earned SL Batter of the Week honors for 5/7-13.
- Appeared in just 11 games with Salt River in the Arizona Fall League due to a concussion ... was selected to play in the Rising Stars Game but was forced to sit out.
- Entered the season ranked by *Baseball America* and MLB.com as the No. 5 Prospect in the Arizona system.

### 2011 SEASON

- Appeared in 135 games with Class A Visalia, including 66 at first base, 56 at third and 12 as the designated hitter.
- Ranked among the California League leaders in doubles (2nd, 39), games (T2nd), extra-base hits (6th, 60), runs scored (T8th), total bases (T8th, 249) and home runs (T10th, 20).
- Recorded 38 RBI over a 30-game span from 5/1-6/2 ... reached based safely in 21 consecutive games from 5/3-26, hitting .318 (27-85) during that span.
- Was ranked by *Baseball America* following the season as the No. 16 Prospect in the CL.
- Entered the season ranked by *Baseball America* as the No. 3 Prospect in the Diamondbacks organization.

### 2010 SEASON

- Combined to hit .272 (132-486) with 36 doubles, 18 homers and 90 RBI in 134 games with Class A South Bend and Visalia ... was named a Midwest League mid and postseason All-Star.
- Ranked among the MWL leaders in slugging (3rd, .504), RBI (7th, 79), doubles (T9th, 35) and homers (T10th, 16).

### 2009 SEASON

- Made his professional debut with Class A Yakima, appearing in 72 games (67 at third base).
- Was recommended/signed by Jeff Mouser.

### MISCELLANEOUS/PERSONAL

- Married Julianne ... has one daughter: Brixton.
- Is a 2009 graduate of Yucaipa (Calif.) High School ... was rated by *Baseball America* as the third-best high school power hitter in the 2009 pre-draft Best Tools rankings.

### CAREER PLAYING RECORD

YEAR	CLUB	AVG	G	AB	R	H	TB	2B	3B	HR	RBI	SH	SF	HB	BB	SO	SB	CS	OBP	SLG	E
2009	Yakima	.241	72	270	29	65	86	15	0	2	28	1	0	7	21	75	0	2	.312	.319	13
2010	South Bend	.289	113	415	58	120	209	35	3	16	79	0	4	13	43	109	0	2	.371	.504	16
	Visalia	.169	21	71	6	12	19	1	0	2	11	0	0	1	12	25	0	0	.298	.268	1
2011	Visalia	.277	135	535	93	148	249	39	1	20	106	0	8	11	52	147	0	1	.348	.465	16
2012	Mobile	.261	135	486	81	127	228	28	2	23	76	0	5	15	69	126	3	4	.367	.469	28
2013	Reno	.280	115	443	55	124	213	32	3	17	74	0	6	5	46	134	1	0	.350	.481	17
	ARIZONA	.237	31	76	8	18	33	6	0	3	12	0	0	1	10	24	0	1	.333	.434	1
2014	Charlotte	.199	130	478	59	95	173	18	0	20	55	1	3	8	49	164	0	0	.283	.362	15
2015	Charlotte	.203	141	528	63	107	198	22	0	*23	74	1	4	7	62	191	1	0	.293	.375	10
<b>MINOR TOTALS</b>		<b>.247</b>	<b>862</b>	<b>3226</b>	<b>444</b>	<b>798</b>	<b>1375</b>	<b>190</b>	<b>9</b>	<b>123</b>	<b>503</b>	<b>3</b>	<b>30</b>	<b>67</b>	<b>354</b>	<b>971</b>	<b>5</b>	<b>9</b>	<b>.332</b>	<b>.426</b>	<b>116</b>
<b>N.L. TOTALS</b>		<b>.237</b>	<b>31</b>	<b>76</b>	<b>8</b>	<b>18</b>	<b>33</b>	<b>6</b>	<b>0</b>	<b>3</b>	<b>12</b>	<b>0</b>	<b>0</b>	<b>1</b>	<b>10</b>	<b>24</b>	<b>0</b>	<b>1</b>	<b>.333</b>	<b>.434</b>	<b>1</b>
<b>MLB TOTALS</b>		<b>.237</b>	<b>31</b>	<b>76</b>	<b>8</b>	<b>18</b>	<b>33</b>	<b>6</b>	<b>0</b>	<b>3</b>	<b>12</b>	<b>0</b>	<b>0</b>	<b>1</b>	<b>10</b>	<b>24</b>	<b>0</b>	<b>1</b>	<b>.333</b>	<b>.434</b>	<b>1</b>

\*Led League

### CAREER TRANSACTIONS

- Selected by Arizona as a sandwich pick (35th overall) between the first and second rounds of the First-Year Player Draft (6/09).
- Traded by Arizona to the White Sox in exchange for pitcher Addison Reed (12/16/13).

### CAREER FIELDING STATISTICS

POSITION	PCT	G	GS	TC	PO	A	E	DP
Third Base	.974	20	18	39	10	28	1	3

### CAREER GAME BESTS AND HOME RUN INFORMATION


**HITS** — 2 (5x, last 9/22/13 at Col.) ... **HR** — 1 (3x, last 9/22/13 at Col.) ... **RBI** — 4 (9/22/13 at Col.)

**RUNS** — 2 (9/15/13 vs. Col.) ... **SB** — NONE ... **HITTING STREAK** — 3 games (9/21-23/13)

**GAME-ENDING HOME RUNS** — NONE ... **GRAND SLAMS** — NONE ... **MULTIHOMER GAMES** — NONE

**PINCH-HIT HOME RUNS** — NONE ... **INSIDE-THE-PARK HOME RUNS** — NONE ... **LEADOFF HOME RUNS** — NONE





# ZACH DUKE

# 33

## LEFT-HANDED PITCHER

**Given Name:** Zachary Thomas Duke

**Bats:** Left **Throws:** Left

**Height:** 6-2 **Weight:** 210

**Opening Day Age:** 32 (April 19, 1983)

**Birthplace/Residence:** Clifton, Texas./Gallatin, Tenn.

**First Pro Contract:** Pittsburgh Pirates, selected in the 20th round, June 2006 First-Year Player Draft.

**Sox Acquisition:** Signed as a free agent, November 18, 2014.

**Major League Service:** Nine years, 54 days.

**Contract Status:** Signed through 2017.

### 2015 SEASON

- **American League Relief Leaders:** *T2nd in Opp. GDP (10); 5th in HLD (26) and IRS Pct. (18.9); 8th in appearances (71); 10th in GB Pct. (58.3).*
- Appeared in 71 games in his first season with the White Sox, the most by a Sox reliever since Matt Thornton (74) in 2012.
- Set a career high with 26 holds, tying him with Thornton (2012) for the second-most in White Sox single-season history.
- Allowed 18.9 percent (7-37) of inherited runners to score and posted a .194 (12-62) average vs. first batters faced.
- Went 2-1 with a 2.70 ERA (10 ER/33.1 IP) and .170 opponents average (19-112) at home and 1-5 with a 4.28 ERA (13 ER/27.1 IP) and .269 (28-104) mark on the road.
- Held left-handers to a .181 average (15-83) and three home runs (righties batted .241 with six homers) ... the .181 mark vs. lefties was his lowest since his rookie season in 2005 (.146).
- Limited opponents to a .107 (6-56) average with RISP and .080 (2-25) mark with RISP/two outs.
- Was 3-4 with a 2.55 ERA (7 ER/24.2 IP) in 31 games against the American League Central.
- Surrendered nine home runs, tied for the ninth-most among AL relievers and his most in a season since 2010 (25).
- Pitched on zero days rest 25 times, going 0-2 with a 4.19 ERA (9 ER/19.1 IP) ... posted a sub-3.00 ERA in April (2.16) and July (2.79) ... opponents batted .069 (2-29) in July.
- Worked 1.0 scoreless IP in his White Sox debut on 4/8 at Kansas City ... earned his first win with the Sox after working a perfect eighth inning on 4/11 vs. Minnesota.
- Earned his first two holds in consecutive outings on 4/12 vs. Minnesota and 4/15 at Cleveland ... recorded four strikeouts over 2.0 scoreless IP in the two appearances.
- Suffered his first loss on 4/17 at Detroit after allowing a game-ending, RBI single to Jose Iglesias in the ninth inning ... surrendered a double to Nick Castellanos to open the frame.
- Made nine consecutive scoreless appearances (10.0 IP) from 4/21-5/10, recording nine holds ... registered a hold in three straight outings from 5/5-10 (3.2 scoreless IP).
- His scoreless streak was snapped on 5/11 at Milwaukee ... suffered the loss after allowing three runs on two hits, including homers to Elian Herrera and Khris Davis, in the eighth inning.
- Earned his first save with the White Sox, and the second of his career, on 5/15 at Oakland (1.1 scoreless IP) ... went 133 appearances between saves (first on 7/24/11 vs. Colorado), the longest stretch between a pitcher's first and second save since Kansas City's Louis Coleman from 5/11/11-9/28/14 (140 G).
- Registered holds in three straight games from 5/26-28.
- Recorded an eight-game scoreless streak (6.2 IP) from 6/14-25 and a seven-game stretch from 6/30-7/18 (7.0 IP) ... the only run allowed during the streak came on 6/26 at Detroit.
- Was charged with his fourth loss on 7/23 vs. St. Louis after loading the bases in the eighth inning before being replaced by David Robertson ... Yadier Molina hit a game-winning triple.

### SOX SINGLE-SEASON HOLDS LEADERS

Pitcher, Year	HLD
Barry Jones, 1990	30
<b>Zach Duke, 2015</b>	<b>26</b>
Matt Thornton, 2012	26
Kelly Wunsch, 2000	25
Jesse Crain, 2011	24
Matt Thornton, 2009	24

### SOX SINGLE-SEASON GAMES LEADERS SINCE 2005

Pitcher, Year	G
Matt Lindstrom, 2013	76
Matt Thornton, 2012	74
Matt Thornton, 2008	74
Octavio Dotel, 2008	72
<b>Zach Duke, 2015</b>	<b>71</b>

- Suffered his first blown save on 8/3 vs. Tampa Bay after surrendering a game-tying, solo home run to Grady Sizemore.
- Committed a throwing error on 9/1 at Minnesota, his first since 8/9/09 vs. St. Louis (449.2 IP).
- Recorded his 26th hold on 9/29 vs. Kansas City ... held the Royals scoreless over nine games (7.2 IP) this season.

### 2014 SEASON

- Went 5-1 with a 2.45 ERA (16 ER/58.2 IP), 12 holds and 74 strikeouts over a career-high 74 appearances with Milwaukee ... his 74 appearances tied for seventh in the National League, while his average of 11.35 strikeouts per 9.0 IP ranked 11th.
- Among NL lefty relievers, ranked in the Top 10 in strikeout-to-walk ratio (3rd, 4.35), walks per 9.0 IP (3rd, 2.61), wins (T3rd), ERA (4th), WHIP (4th, 1.13), games (T4th), inherited runners scored percentage (6th), strikeouts (7th), home runs per 9.0 IP (7th, 0.46), IP (T7th) and opponents average (8th).
- Limited opponents to a .223 (49-220) average, including a .198 (19-96) mark with 37 strikeouts vs. left-handers.
- Allowed just 19.5 percent (8-41) of inherited runners to score, the 10th-best mark in the NL ... held first batters faced to a .183 (13-81) average.
- Of his 74 outings, 60 were scoreless, struck out at least one batter 49 times and threw less than 1.0 IP 67 times.
- Was 3-0 with a 2.77 ERA (4 ER/13.0 IP) in 19 games when pitching on zero days rest.
- Went 4-0 with a 1.18 ERA (5 ER/38.0 IP) in the first half and 1-1 with a 4.79 ERA (11 ER/20.2 IP) after the break.
- Made 14 consecutive scoreless appearances from 4/12-5/10 (13.1 IP) and 16 in a row from 6/22-7/30 (14.2 IP).
- Was named Milwaukee's Pitcher of the Month for July after posting a 0.00 ERA (11.2 IP) over 13 outings.
- His ERA was at a season-low 1.04 (5 ER/43.1 IP) through July before posting a 10.13 ERA (9 ER/8.0 IP) in August.
- Made the Brewers Opening Day roster after coming to spring training as a non-roster invite.
- Agreed to terms on a three-year, \$15-million contract with the White Sox on 11/18/14.



## 2013 SEASON

- Began the season with Washington, going 1-1 with an 8.71 ERA (20 ER/20.2 IP) in 12 games ... was released on 6/10 and signed by Cincinnati to a minor-league contract on 6/14.
- Went 2-0 with a 1.30 ERA (4 ER/27.2 IP) and 34 strikeouts in 26 relief appearances with Class AAA Louisville ... his contract was purchased by the Reds on 8/30.
- Posted a 0.84 ERA (1 ER/10.2 IP) over 14 relief appearances with the Reds ... left-handers were 3-20 (.150).

## 2012 SEASON

- Signed with Washington on 3/29 after being released by Houston on 3/27.
- Went 15-5 with a 3.51 ERA (64 ER/164.1 IP) and two complete games in 26 starts with Class AAA Syracuse ... led the International League in wins and ranked fourth in IP.
- His contract was purchased by the Nationals on 9/3 ... worked a season-high 4.0 IP on 9/7 vs. Miami ... earned the victory on 10/2 vs. Philadelphia.

## 2011 SEASON

- Began the season at Class AAA Reno before joining the Diamondbacks rotation in late May.
- Went 2-4 with a 5.47 ERA (31 ER/51.0 IP) in nine starts before being shifted to the bullpen in the second half ... posted a 3.86 ERA (11 ER/25.2 IP) in 12 relief appearances.
- Earned the first save of his career with 4.0 scoreless IP on 7/24 vs. Colorado.

## 2010 SEASON

- Ranked second on the Pirates with eight wins, 29 games started and 159.0 IP.
- His 15 losses tied for second-most in the NL ... allowed a league-high .321 (212-660) opponents average and gave up 115 runs, third-most in the NL.
- Was the Pirates' Opening Day starter for the second time in his career (also in 2007).
- Was on the disabled list from 6/17-7/13 with a ulnar flexor strain in his left elbow.

## 2009 SEASON

- Was named to his first NL All-Star Team after establishing a career-high with 11 wins ... tied for the team lead in wins.
- Tied for third in the NL with three complete games, the most by a Pirates pitcher since Jeff Suppan in 2003, ranked seventh in fewest walks per 9.0 IP (2.07) and 12th with 213.0 IP.
- Led the NL with 16 losses and ranked second in hits allowed (231) behind Atlanta's Derek Lowe (232).
- Received a total of 23 runs of support in his 16 losses and 93 runs in his 11 victories.
- Went 8-5 with a 3.09 ERA (36 ER/105.0 IP) in his first 15 starts through 6/24 (3-11 with a 5.00 ERA in his final 17).
- Tossed a four-hit shutout in the Pirates home opener on 4/13 vs. Houston ... was the first complete game shutout in a home opener since John Candelaria on 4/7/78 vs. the Cubs.
- Threw just 88 pitches in a complete-game, 2-0 loss on 5/22 at the White Sox ... his streak of 15 straight starts with at least 6.0 IP ended on 8/4 vs. the Diamondbacks.

## 2008 SEASON

- Tied for the team lead with 31 starts and ranked second behind Paul Maholm (206.1 IP) with 185.0 IP.
- His win on 5/6 vs. the Giants was his first since 6/12/07 ... tossed 6.0 scoreless IP on 5/12-1 vs. Atlanta.
- Lost a career-high nine straight decisions from 6/25-8/27, the longest losing streak by a Pirates pitcher since Jose De-Leon (11) in 1985 ... recorded a six-hit shutout on 9/5 at San Francisco, ending his nine-game losing streak.

## 2007 SEASON

- Was the Pirates' Opening Day starter on 4/2 at Houston, allowing two runs over 7.0 IP of a no decision.
- Picked up his first win and snapped a personal 10-game road losing streak on 4/8 at Cincinnati ... ended a five-game losing streak with a win on 5/27 at Cincinnati.
- Was on the disabled list from 6/29-9/10 with irritation of the ulnar collateral ligament in his left elbow ... made his first professional relief appearance on 9/15 at Houston (1 ER/3.0 IP).

## 2006 SEASON

- Tied for sixth in the NL with 34 starts, ranked 12th with 215.1 IP and tied for 12th with two complete games.
- His 215.1 IP were the most by a Pirates pitcher since Kris Benson tossed 217.2 in 2000 and the most by a Pirates left-hander since Zane Smith threw 228.0 in 1991.
- Lasted at least 6.0 IP in 26 of his 34 starts, including each of his last 12 ... went 9-4 in 17 starts at home and 1-11 in 17 road starts ... lost each of his last 10 decisions on the road.
- Recorded his first career complete game and shutout in an 8-0 victory on 5/2 at the Cubs ... tossed his second complete game in a 7-1 victory on 8/11 vs. St. Louis.
- Posted a 2.30 ERA (11 ER in 43.0 IP) in his last six starts, the sixth-best ERA in the NL during the final month.

## 2005 SEASON

- Finished fifth in the BBWAA voting for NL Rookie of the Year after going 8-2 with a 1.81 ERA (17 ER in 84.2 IP) in 14 starts ... led all NL rookies in ERA and tied for third in wins.
- Went 20-5 with a 2.43 ERA (52 ER/192.2 IP) in 30 combined starts between Class AAA Indianapolis and Pittsburgh.
- Was named International League Most Valuable Pitcher and was selected to the IL postseason All-Star Team.
- Was named Topps' IL Player of the Month for May after going 4-2 with a 2.23 ERA (10 ER in 40.1 IP) in six starts ... went 4-0 with a 2.65 ERA in June.
- His contract was purchased by the Pirates on 7/1 ... was selected to the IL midseason All-Star Team and was scheduled to participate in the MLB Futures Game in Detroit on 7/10, but missed both due to his call up.
- Made his major-league debut on 7/2 at Milwaukee, allowing three runs on five with nine strikeouts over 7.0 IP (ND) ... the nine strikeouts were the most by a Pirates pitcher in his debut since Tim Wakefield fanned 10 on 7/31/92 vs. St. Louis.
- Threw 22.0 consecutive scoreless IP from 7/12-21, the longest streak by NL rookie since Roy Oswalt (24.0 IP) in 2001.
- Earned his first MLB win on 7/7 vs. Philadelphia (7.0 scoreless IP) ... threw 8.0 scoreless IP on 7/16 at the Cubs.
- Was named NL Rookie of the Month for July after going 3-0 with a major-league best 0.87 ERA (3 ER/31.0 IP).
- His streak of 30.0 consecutive IP without allowing an earned run ended in the fifth inning on 8/1 at Atlanta.
- With a 0.92 ERA (4 ER/39.1 IP) through his first six starts, joined the Dodgers' Fernando Valenzuela (0.33 ERA in 1981), Boston's Boo Ferriss (0.50 ERA in 1945) and Montreal's Steve Rodgers (0.88 ERA in 1973) as the only pitchers during the "live ball era" to record a sub-1.00 ERA in his first six starts.
- Earned his second straight NL Rookie of the Month award in August after going 3-0 with a 2.83 ERA (9 ER/28.2 IP) ... became the second Pirates rookie starter to win his first five decisions on 8/6 vs. the Dodgers, joining Whitey Glazner (1921).
- Was on the disabled list from 8/24-9/15 with a sprained left ankle suffered on 8/23 vs. St. Louis.
- Suffered his first loss on 9/16-1 vs. Cincinnati ... posted his first career two-hit game on 9/27 at the Cubs ... won his final start on 10/2 vs. Milwaukee (1 ER/7.0 IP).
- Was recognized by *Baseball America* prior to the season as the 34th-best prospect in baseball.

**2004 SEASON**

- Went 15-6 with a 1.46 ERA (24 ER/148.1 IP) in 26 combined starts between Class A Lynchburg and Class AAAAltoona ... led all minor league pitchers in ERA and tied for third in wins.
- Was named the Pirates Minor League Pitcher of the Year and Carolina League Pitcher of the Year.
- Opened the season with Lynchburg ... did not allow more than two earned runs in any of his 17 starts with the Hillcats.
- Struck out the side in his lone inning of work in the Carolina-California League All-Star Game on 6/28 at San Bernadino.
- Led the CL with 10 wins, a 1.39 ERA and 106 strikeouts at the time of his promotion to Altoona on 7/16 ... won his Altoona debut on 7/17 vs. Reading, throwing 6.0 scoreless IP.
- Earned the victory in Game 1 of the Eastern League divisional playoffs vs. Erie (0 ER/6.0 IP) ... posted a no decision in Game 1 of the EL championship series vs. New Hampshire.
- Was cited by *Baseball America* following the season as the No. 6 Prospect in the EL and the No. 4 Prospect in the CL.

**2003 SEASON**

- Tied for third among Pirates minor leaguers with 26 starts, tied for sixth with 113 strikeouts, tied for seventh with a 3.11 ERA and tied for eighth with 141.2 IP at Class A Hickory.
- Was named to the South Atlantic League midseason All-Star Team ... compiled a pair of 13.0 scoreless IP streaks.
- Threw a one-hitter (7.0 IP) on 6/12-1 at Rome.

**2002 SEASON**

- Led the Gulf Coast League with eight wins, ranked third with a .185 opponents average and fifth with a 1.95 ERA in his professional debut with the Rookie Pirates.
- Won his first eight decisions of the season.

**COMMUNITY INVOLVEMENT**

- In 2015, participated in a My Mary Cate Meet and Greet and U.S. Cellular Field.
- He and his wife, Kristin, invited kids from the Pittsburgh Project (a Northside-based, non-profit community development organization with a 24-year track record of developing leaders and serving the city's most vulnerable residents) to join them at PNC Park for baseball games in 2009.
- Since he wore uniform No. 57 with the Pirates, selected five games for the special events, with seven kids coming to each game ... on each date, the kids came to the ballpark early, watched batting practice and met other players.
- Co-hosted the annual Players 4 Kids gala benefitting the Pittsburgh Kids Foundation in 2009.

**MISCELLANEOUS/PERSONAL**

- Married Kristin ... has two children: Madison and Weston ... Twitter: @zach\_duke ... graduated in 2001 from Midway High School in Waco, Texas.



**CAREER PLAYING RECORD**

YEAR	CLUB	W-L	PCT	ERA	G	GS	CG	SHO	SV	IP	H	R	ER	HR	HB	BB-I	SO	WP	BK	AVG
2002	GCL Pirates	8-1	.889	1.95	11	11	1	1	0	60.0	38	15	13	2	4	18-0	48	1	0	.185
2003	Hickory	8-7	.533	3.11	26	26	1	1	0	141.2	124	66	49	7	5	46-0	113	2	2	.237
2004	Lynchburg	10-5	.667	1.39	17	17	1	0	0	97.0	73	24	15	3	5	20-1	106	1	0	.210
	Altoona	5-1	.833	1.58	9	9	0	0	0	51.1	41	11	9	2	1	10-0	36	1	1	.236
2005	Indianapolis	12-3	.800	2.92	16	16	1	0	0	108.0	108	39	35	8	2	23-1	66	1	2	.267
	PITTSBURGH	8-2	.800	1.81	14	14	0	0	0	84.2	79	20	17	3	2	23-2	58	1	0	.253
2006	PITTSBURGH	10-15	.400	4.47	34	34	2	1	0	215.1	255	116	107	17	7	68-6	117	8	1	.302
2007	PITTSBURGH	3-8	.273	5.53	20	19	0	0	0	107.1	161	74	66	14	3	25-2	41	0	1	.359
	GCL Pirates	0-0	.000	1.35	2	2	0	0	0	6.2	5	1	1	0	0	2-0	3	0	0	.217
	Indianapolis	0-1	.000	4.91	1	1	0	0	0	3.2	7	2	2	0	0	2-0	1	0	0	.438
	State College	1-0	1.000	1.59	1	1	0	0	0	5.2	3	1	1	0	1	2-0	3	0	0	.150
2008	PITTSBURGH	5-14	.263	4.82	31	31	1	1	0	185.0	230	111	99	19	7	47-1	87	2	2	.304
2009	PITTSBURGH	11-16	.407	4.06	32	32	3	1	0	213.0	231	101	96	23	3	49-0	106	2	1	.285
2010	PITTSBURGH	8-15	.348	5.72	29	29	0	0	0	159.0	212	115	101	25	4	51-2	96	4	3	.321
	Altoona	0-0	.000	2.57	2	2	0	0	0	7.0	5	2	2	1	0	1-0	1	0	0	.217
2011	Visalia	1-0	1.000	1.80	1	1	0	0	0	5.0	5	1	1	0	0	0-0	4	0	0	.263
	Reno	1-0	1.000	8.44	1	1	0	0	0	5.1	7	2	5	2	0	1-0	2	0	0	.304
	ARIZONA	3-4	.429	4.93	21	9	0	0	1	76.2	101	42	42	6	1	19-0	32	1	0	.324
2012	Syracuse	15-5	.750	3.51	26	26	2	1	0	164.1	178	69	64	16	1	39	91	1	0	.276
	WASHINGTON	1-0	1.000	1.32	8	8	0	0	0	13.2	11	2	2	0	0	4-0	10	0	0	.212
2013	WASHINGTON	1-1	.500	8.71	12	1	0	0	0	20.2	31	22	20	2	1	8-3	11	1	0	.352
	Louisville	2-0	1.000	1.30	26	0	0	0	2	27.2	19	4	4	2	1	5-0	34	0	0	.196
	CINCINNATI	0-1	.000	0.84	14	0	0	0	0	10.2	8	1	1	1	0	2-0	7	1	0	.205
2014	MILWAUKEE	5-1	.833	2.45	74	0	0	0	0	58.2	49	19	16	3	0	17-1	74	3	0	.223
2015	WHITE SOX	3-6	.333	3.41	71	0	0	0	1	60.2	47	26	23	9	3	32-4	66	0	0	.218
	<b>MINOR TOTALS</b>	<b>63-23</b>	<b>.733</b>	<b>2.65</b>	<b>139</b>	<b>113</b>	<b>6</b>	<b>3</b>	<b>2</b>	<b>683.1</b>	<b>613</b>	<b>240</b>	<b>201</b>	<b>43</b>	<b>20</b>	<b>169-2</b>	<b>508</b>	<b>7</b>	<b>5</b>	<b>.243</b>
	<b>N.L. TOTALS</b>	<b>55-77</b>	<b>.417</b>	<b>4.46</b>	<b>289</b>	<b>169</b>	<b>6</b>	<b>3</b>	<b>1</b>	<b>1144.2</b>	<b>1368</b>	<b>623</b>	<b>567</b>	<b>113</b>	<b>29</b>	<b>313-17</b>	<b>639</b>	<b>23</b>	<b>8</b>	<b>.301</b>
	<b>A.L. TOTALS</b>	<b>3-6</b>	<b>.333</b>	<b>3.41</b>	<b>71</b>	<b>0</b>	<b>0</b>	<b>0</b>	<b>1</b>	<b>60.2</b>	<b>47</b>	<b>26</b>	<b>23</b>	<b>9</b>	<b>3</b>	<b>32-4</b>	<b>66</b>	<b>0</b>	<b>0</b>	<b>.218</b>
	<b>MLB TOTALS</b>	<b>58-83</b>	<b>.411</b>	<b>4.41</b>	<b>360</b>	<b>169</b>	<b>6</b>	<b>3</b>	<b>2</b>	<b>1205.1</b>	<b>1415</b>	<b>649</b>	<b>590</b>	<b>122</b>	<b>31</b>	<b>345-21</b>	<b>705</b>	<b>23</b>	<b>8</b>	<b>.297</b>

**CAREER TRANSACTIONS**

- Selected by Pittsburgh in the 20th round of the First-Year Player Draft (6/01).
- On Pittsburgh disabled list with a sprained left ankle (8/24-9/15/05).
- On Pittsburgh disabled list with left elbow tightness (6/29-9/11/07); included rehab assignments to Gulf Coast League Pirates and Advanced Rookie State College (8/22-9/11/07).
- On Pittsburgh disabled list with strained left elbow (6/23-7/11/10); included rehab assignment to Class AA Altoona (7/5-11/10).
- Traded by Pittsburgh to Arizona for RHP Cesar Valdez (11/24/10).
- On Arizona disabled list with a fractured left hand (3/30-5/27/11); included rehab assignments to Class A Visalia and Class AAA Reno (5/18-28/11).
- Signed by Houston as a free agent (1/27/12).
- Signed by Washington as a free agent (3/29/12).
- Released by Washington (6/8/13).
- Signed by Cincinnati as a free agent (6/14/13).
- Signed by Milwaukee as a free agent (1/15/14).
- Signed by the White Sox as a free agent (11/18/14).

**CAREER PITCHING BREAKDOWN**

Save Pct. — Career: 2-8 (25.0); 2015: 1-3 (33.3); 2014: 0-4 (0.0); 2011: 1-1 (100.0)  
 Holds — Career: 39; 2015: 26; 2014: 12; 2013: 1.  
 Inherited Runners/Scored — Career: 100-20 (20.0); 2015: 37-7 (18.9); 2014: 41-8 (20.0); 2013: 15-2 (13.0); 2012: 3-0 (0.0); 2011: 4-3 (75.0).  
 First Batter Efficiency — Career: 31-177 (.175); 2015: 12-62 (.194); 2014: 13-71 (.183); 2013: 3-25 (.120); 2012: 0-7 (.000); 2011: 2-11 (.182); 2007: 1-1 (100.0).  
 Quality Starts — Career: 84; 2011: 1-1 (100.0); 2010: 3; 2009: 12; 2008: 21; 2007: 7; 2006: 18; 2005: 9.  
 Club Record As A Starter — Career: 66-103 (.391); 2011: 4-5 (.444); 2010: 11-18 (.379); 2009: 11-21 (.344); 2008: 12-19 (.387); 2007: 7-12 (.368); 2006: 12-22 (.353); 2005: 9-5 (.643).  
 Starts Lasting At Least 6.0/7.0/8.0 — Career: 112/59/15; 2011: 4/3/0; 2010: 14/5/0; 2009: 27/18/6; 2008: 21/9/2; 2007: 10/4/0; 2006: 26/11/4; 2005: 10/9/3.

**CAREER FIELDING STATISTICS**

POSITION	PCT	G	GS	TC	PO	A	E	DP
Pitcher	.980	360	169	294	68	220	6	19

**CAREER GAME BESTS**

- STRIKEOUTS, STARTER — 9 (7/2/05 at Mil., 7.0 IP) ... STRIKEOUTS, RELIEVER — 4 (4/21/13 at NYM, 2.0 IP)  
 IP, STARTER — 9.0 (4x, last 4/13/09 vs. Hou.) ... IP, RELIEVER — 4.0 (3x, last 9/7/12 vs. Mia.)  
 WINNING STREAK — 6 (7/2-8/18/05) ... CONSECUTIVE SCORELESS IP, STARTER — 22.0 (7/2-21/05)  
 CONSECUTIVE SCORELESS IP, RELIEVER — 14.2 (6/22-7/30/14)

**ALL-STAR GAME RECORD**

YEAR	CLUB	W-L	PCT	ERA	G	GS	CG	SHO	SV	IP	H	R	ER	HR	HB	BB-I	SO	WP	BK	AVG
2009	N.L., St. Louis																			DID NOT PITCH



# ADAM EATON

1

## OUTFIELDER

**Given Name:** Adam Cory Eaton

**Bats:** Left **Throws:** Left

**Height:** 5-8 **Weight:** 185

**Opening Day Age:** 27 (December 6, 1988)

**Birthplace/Residence:** Springfield, Ohio/Scottsdale, Ariz.

**First Pro Contract:** Arizona Diamondbacks, selected in the 19th round, June 2010 First-Year Player Draft.

**Sox Acquisition:** Obtained from the Arizona Diamondbacks in exchange for pitcher Hector Santiago and outfielder Brandon Jacobs, December 10, 2013.

**Major League Service:** Three years, 30 days.

**Contract Status:** Signed through 2019 (club options for 2020 and 2021).

### 2015 SEASON

■ **American League Leaders:** T4th-HBP (14); T6th-3B (9); T8th-RS (98).

■ Established career highs in nearly every offensive category in his second season with the White Sox.

■ Connected on a career-high 14 home runs, the sixth-most by a Sox No. 1 hitter and the most since Alejandro De Aza hit 17 in 2013 ... his four leadoff homers were the first of his career and tied for the fifth-most by a White Sox in a season.

■ His 98 runs scored were the most by a Sox since Jim Thome (108) and Jermaine Dye (103) both scored 100-plus in 2006.

■ Recorded nine triples after registering 10 in 2014 ... the 19 triples since 2014 are the third-most in baseball.

■ Hit .335 (95-284) with 15 doubles, two triples, eight home runs, 38 RBI, 52 runs scored and a .904 OPS in the second half after batting .245/.309/.383 before the break.

■ Ranked among the American League leaders after the break in OBP (3rd, .418), HBP (T3rd, 7), hits (4th), runs scored (T5th), average (T6th) and doubles (T7th, 19).

■ Raised his average over each of the first four months (.192 in April, .262 in May, .276 in June and .320 in July), and hit a season-high .373 (41-110) in September.

■ Appeared in seven games as the designated hitter, going 7-28 (.250) with four doubles, two triples and two RBI.

■ Batted .294 (130-442) with 14 homers vs. right-handers and .317 (96-303) on the road (.268 vs. LHP and .257 at home).

■ Made his second consecutive Opening Day start in center field and as the White Sox leadoff hitter on 4/6 at Kansas City.

■ Connected on his first triple on 4/24 vs. the Royals ... missed three games from 5/1-3 at Minnesota due to illness.

■ Recorded four hits and his first RBI of the season on 5/11 at Milwaukee, including a game-tying single in the eighth.

■ Posted a 10-game hitting streak from 5/11-21, batting .349 (15-43) with three doubles, one homer and three RBI.

■ Connected on his first career leadoff homer on 5/28-2 at Baltimore ... accounted for both of the Sox runs with a two-run shot on 6/2 at Texas ... the homer was his second in five games after hitting just two in his first 164 games with the White Sox.

■ Established a career high with his fourth home run, and second career leadoff shot, on 6/25 at Detroit ... opened the 6/26 game at Comerica Park with a solo homer.

■ Became the first White Sox to hit a leadoff home run in back-to-back games since Alejandro De Aza from 5/8-10/13 ... the last Sox to hit a leadoff shot on consecutive days was Kenny Lofton on 7/18-19/02.

■ Connected on a game-ending solo home run in the bottom of the 11th inning on 7/8 vs. Toronto ... the walkoff shot was the second of his career (also 8/12/13 vs. Baltimore with Arizona).

■ The last Sox leadoff hitter to hit a walkoff shot was Scott Podsednik in Game 2 of the 2005 World Series (last in the regular season was Gary Redus's grand slam on 6/4/88 vs. Texas).

### AL SECOND HALF OBP LEADERS IN 2015

Player, Club	OBP
Shin-soo Choo, TEX	.455
E. Encarnacion, TOR	.433
<b>Adam Eaton, SOX</b>	<b>.418</b>
Miguel Cabrera, DET	.410
Chris Davis, BAL	.409

### MOST SOX LEADOFF HR SINCE 2000

Player	Year	HR
Ray Durham	2001	6
Ray Durham	2000	5
<b>Adam Eaton</b>	<b>2015</b>	<b>4</b>
A. De Aza	2013	4
A. De Aza	2012	4

### MLB TRIPLES LEADERS SINCE 2014

Player	3B
Dee Gordon	20
Kevin Kiermaier	20
<b>Adam Eaton</b>	<b>19</b>
David Peralta	19
Two Players Tied	16

### MOST HR BY A SOX NO. 1 HITTER

Player	Year	HR
Ray Durham	1998	19
A. De Aza	2013	17
Ray Durham	2000	17
Two Players Tied	16	
<b>Adam Eaton</b>	<b>2015</b>	<b>14</b>

■ Reached base safely in each of his first 16 games to start the second half from 7/17-8/2 ... recorded 25 hits, 14 walks, two HBP and eight multihit efforts during that span.

■ Hit safely in 11 consecutive games from 7/22-8/2, batting .455 (20-44) with four doubles, one triple, two home runs, five RBI, seven walks and a 1.274 OPS (seven multihit efforts, including five straight from 7/29-8/2).

■ Scored a run in 10 straight games from 7/23-8/2 (14 runs total), the longest streak by a White Sox since Jim Thome opened the 2006 season with a club-record 17 in a row.

■ Hit his fourth leadoff homer of 2015 on 7/29 at Boston.

■ Earned AL Co-Player of the Week honors for 7/27-8/2 (shared with teammate Jose Abreu), his first career honor ... hit .517 (15-29) with three doubles, a triple, home run, four RBI, 10 runs scored and three stolen bases ... led the AL in average, on-base percentage (.600) and runs scored.

■ His 16-game on-base, 11-game hitting and 10-game run-scoring streaks were snapped on 8/3 vs. Tampa Bay (0-4).

■ Extended his career high with his 10th home run on 8/14 vs. the Cubs ... joined Alejandro De Aza (17 in 2013) as the only White Sox No. 1 hitters since 2005 to reach the mark.

■ Registered a pair of four-hit games on 9/1 at Minnesota and 9/4 at Kansas City, including his 11th home run.

■ Established a career high by reaching base in 22 straight games from 9/9-10/3, batting .367 (33-90) with four doubles, one triple, two homers and 13 RBI (10 multihit efforts).

■ Hit safely in 11 consecutive games from 9/11-22, matching the second-longest hitting streak (third time) of his career ... hit .388 (19-49) with one double, one triple, one home run, seven RBI, eight runs scored and a .944 OPS during the streak.

■ Finished 2015 on a nine-game hitting streak (9/24-10/3), going 14-35 (.400) with three doubles, one HR and six RBI.

■ Connected on his 14th homer of the season on 9/29 vs. Kansas City, eight more than his career total entering 2015.



## 2014 SEASON

- **American League Leaders:** T1st in triples (.10); 3rd in RISP (.355); 10th in average (.300); 12th in on-base pct. (.362).
- Batted .300 in his first season with the White Sox ... became the first White Sox player to lead the AL in triples since Lance Johnson from 1991-94.
- Reached base safely in 100 of 123 games ... batted .338 (52-154) with runners on base, .355 (33-93) with RISP and .325 (13-40) with RISP/two outs.
- Ranked among the AL leaders after the break in average (3rd, .347) and on-base percentage (T4th, .396) ... led the majors in August with a .408 (20-49) average and ranked third with a .473 on-base percentage.
- Made his first Opening Day start in center field, going 2-4 vs. Minnesota ... drove in the game-tying run in the ninth inning (RBI fielders choice) on 4/2 vs. the Twins.
- Recorded five straight multihit efforts from 4/8-12, hitting .556 (10-18) with three doubles, a home run, four RBI and 10 runs scored ... the five consecutive multihit games were the most by a White Sox since Alex Rios from 6/26-29/12 (also five).
- Reached base in seven straight plate appearances from 4/11-12 ... hit his first homer with the Sox on 4/12 vs. Cleveland ... missed five games (4/20-24) due to a left knee strain.
- Was on the disabled list from 5/3-17 with a strained right hamstring suffered on 5/2 at Cleveland, including two rehab games at Class AAA Charlotte.
- Reached base safely in 20 consecutive games from 6/3-25, hitting .346 (28-81) with four doubles, five triples, seven RBI and 10 runs scored during the streak.
- Registered a 12-game hitting streak from 6/13-25, going 20-48 (.417) with three doubles, three triples and four RBI ... matched his career high with four hits (third time) on 6/25 at Baltimore, falling a home run shy of the cycle.
- Reached base safely in a career-high 21 consecutive games from 7/8-8/4, batting .448 (39-87) with seven doubles, nine walks and 14 runs scored to raise his average from .265 to .309.
- Registered an 11-game hitting streak from 7/24-8/4 (.490, 24-49) ... recorded his second stretch of five straight multihit efforts from 7/29-8/2 (.609, 14-23).
- Matched his career high (fourth time) with four hits on 8/2 vs. Minnesota, including three doubles.
- Was on the disabled list from 8/9-26 with a strained right oblique, including two rehab games with Charlotte ... hit safely in seven straight games after returning, going 12-28 (.429) with four doubles and nine runs scored.
- Received his first ejection on 9/2 at Minnesota after arguing balls and strikes with home plate umpire Greg Gibson ... fell a home run shy of the cycle on 9/16 at Kansas City ... went 3-3 on 9/28 vs. the Royals to finish the season with a .300 average.

## 2013 SEASON

- Opened the season on the Arizona disabled list with a left-elbow strain ... was reinstated on 7/9 (26 rehab games).
- Appeared in 40 games in center field, 35 in left and four in right with the D'Backs ... led off 34 times (.267, 40-150).
- Hit his first career game-ending homer on 8/12 vs. Baltimore (off Darren O'Day) ... recorded a career-high four hits on 8/18 at Pittsburgh and 8/24 at Philadelphia ... went 4-10 and drove in the game-winning run with a RBI double in the 18th inning on 8/24 ... the 10 at-bats were a single-game, franchise record.
- Scored a run in seven straight games from 8/21-27 ... registered a 10-game hitting streak from 9/13-23 (.316, 15-53).
- Sox acquisition was recommended by Bill Young, Bill Scherrer and Dave Yoakum.

## 2012 SEASON

- Appeared in 22 games with Arizona after his contract was purchased from Class AAA Reno on 9/4 ... led off 22 times.
- Made his major-league debut on 9/4 at San Francisco, going 2-6, including a double off Ryan Vogelsong for his first hit.
- Was 2-5 with two runs scored on 9/5 at S.F., becoming the first D-Back with multihit efforts in his first two career games.
- Hit his first career home run on 9/20 vs. San Diego (off Brad Brach) ... collected three hits on 9/28 vs. the Cubs but suffered a fractured right hand on 9/29 vs. the Cubs on a HBP.
- Led the minor leagues in average (.375), hits (1st), doubles (47), runs scored (130), ranked second in on-base percentage (.456) and eighth in total bases (276) in 130 combined games between Class AA Mobile and Reno.
- His 198 combined hits were the most in the minor leagues since Class A High Desert's Mike Stoner in 2003 (203).
- Was named Pacific Coast League Most Valuable Player after hitting .381 (186-488) with 46 doubles, a .456 on-base percentage, .539 slugging percentage, 38 stolen bases and 119 runs scored in 119 games with Reno.
- His 186 hits were the most in the PCL since 2002 ... became the first PCL player to hit above .380 since 2005 and the first to be named PCL MVP and ROY since Robb Quinlan in 2002.
- Was named in *Baseball America's* Best Tools issue as the Most Exciting Player and Best Baserunner in the PCL.

## 2011 SEASON

- Combined to hit .318 (145-456) with 22 doubles, seven triples, 10 home runs and 67 RBI over 121 games between Class A Visalia and Mobile.
- Ranked third among all full-season minor leaguers in on-base percentage (.434) and fifth in hit-by-pitch (23) ... was named to the California League midseason All-Star Team.
- Was named to the Arizona Fall League All-Prospect Team after hitting .344 (42-122) in 30 games with Salt River ... ranked among AFL leaders in runs scored (1st, 31), hits (2nd), games (3rd), stolen bases (5th, 8) and average (10th).
- Recorded a 17-game hitting streak from 10/21-11/15 (.365, 27-74), tied for the longest in the AFL ... reached base safely in 28 straight games with a plate appearance from 10/4-11/15.

## 2010 SEASON

- Was named to the Pioneer League postseason All-Star Team and Topps' Short-Season/Rookie All-Star Team in his pro debut with Advanced Rookie Missoula.
- Led the PL in average (.385), on-base percentage (.500) and OPS (1.075) and ranked among the leaders in stolen bases (T6th, 20) and total bases (8th, 130) ... was named PL Player of the Week for 7/26-8/2 ... was signed by Frankie Thon.

## COMMUNITY INVOLVEMENT

- In 2015, participated in the Gone Fishing event with the USO at Northerly Island as part of Sox Serve Week and visited with the Amyloidosis support group at U.S. Cellular Field and patients at Lurie Children's Hospital.
- In 2014, recorded a PSA for State Farm, participated in a Volunteer Corps Day of Service at Tilden High School in Chicago, visited kids at Comer Children's Hospital, joined his teammates and their wives at the "Wild Pitches" comedy event benefitting Chicago White Sox Charities and was presented with the Major League Baseball "Heart & Hustle" Award.

## MISCELLANEOUS/PERSONAL

- Married Katie ... Twitter: @AdamSpankyEaton.
- Served as a media correspondent for Comcast SportsNet Chicago's coverage of Super Bowl XLIX in Arizona.
- Attended Miami (Ohio) University and was selected to the All-Mideast Region Second Team in 2009-10 ... is a 2007 graduate of Kenton Ridge (Ohio) High School.

FRONT OFFICE  
 FIELD STAFF  
 PLAYERS  
 OPPONENTS  
 2015 REVIEW  
 HISTORY  
 RECORDS  
 MINOR LEAGUES  
 MEDIA/MISC.

### CAREER PLAYING RECORD

YEAR	CLUB	AVG	G	AB	R	H	TB	2B	3B	HR	RBI	SH	SF	HB	BB	SO	SB	CS	OBP	SLG	E
2010	Missoula	.385	68	226	48	87	130	14	4	7	37	0	2	19	35	44	20	8	.500	.575	5
2011	Visalia	.332	65	244	54	81	120	15	3	6	39	0	1	14	42	41	24	8	.455	.492	2
	Mobile	.302	56	212	31	64	91	7	4	4	28	3	1	9	30	35	10	6	.409	.429	2
2012	Mobile	.300	11	40	11	12	13	1	0	0	3	0	0	5	6	8	6	1	.451	.325	0
	Reno	.381	119	488	119	186	263	46	5	7	45	5	1	15	53	68	38	10	.456	.539	6
	ARIZONA	.259	22	85	19	22	35	3	2	2	5	1	0	3	14	15	2	3	.382	.412	1
2013	Reno	.143	10	35	5	5	10	2	0	1	5	0	1	1	3	8	0	0	.225	.286	0
	Visalia	.321	15	53	12	17	23	3	0	1	6	0	1	1	10	6	8	1	.438	.434	0
	AZL Diamondbacks	.251	1	2	1	1	1	0	0	0	2	0	1	1	1	1	0	0	.600	.500	0
	ARIZONA	.252	66	250	40	63	90	10	4	3	22	3	1	6	17	44	5	2	.314	.360	4
2014	WHITE SOX	.300	123	486	76	146	195	26	10	1	35	2	2	5	43	83	15	9	.362	.401	4
	Charlotte	.313	4	16	2	5	6	1	0	0	2	0	0	0	4	2	0	0	.313	.375	0
2015	WHITE SOX	.287	153	610	98	175	263	28	9	14	56	5	2	14	58	131	18	8	.361	.431	5
<b>MINOR TOTALS</b>		<b>.348</b>	<b>349</b>	<b>1316</b>	<b>283</b>	<b>458</b>	<b>657</b>	<b>89</b>	<b>16</b>	<b>26</b>	<b>167</b>	<b>8</b>	<b>7</b>	<b>65</b>	<b>180</b>	<b>215</b>	<b>108</b>	<b>34</b>	<b>.448</b>	<b>.499</b>	<b>15</b>
<b>A.L. TOTALS</b>		<b>.293</b>	<b>276</b>	<b>1096</b>	<b>174</b>	<b>321</b>	<b>458</b>	<b>54</b>	<b>19</b>	<b>15</b>	<b>91</b>	<b>7</b>	<b>4</b>	<b>19</b>	<b>101</b>	<b>214</b>	<b>33</b>	<b>17</b>	<b>.361</b>	<b>.418</b>	<b>9</b>
<b>N.L. TOTALS</b>		<b>.254</b>	<b>66</b>	<b>335</b>	<b>59</b>	<b>85</b>	<b>125</b>	<b>13</b>	<b>6</b>	<b>5</b>	<b>27</b>	<b>4</b>	<b>1</b>	<b>9</b>	<b>31</b>	<b>59</b>	<b>7</b>	<b>5</b>	<b>.332</b>	<b>.373</b>	<b>5</b>
<b>MLB TOTALS</b>		<b>.284</b>	<b>364</b>	<b>1431</b>	<b>233</b>	<b>406</b>	<b>583</b>	<b>67</b>	<b>25</b>	<b>20</b>	<b>118</b>	<b>11</b>	<b>5</b>	<b>28</b>	<b>132</b>	<b>273</b>	<b>40</b>	<b>22</b>	<b>.355</b>	<b>.407</b>	<b>14</b>

### CAREER TRANSACTIONS

- Selected by Arizona in the 19th round of the First-Year Player Draft (6/10).
- On Class A Visalia disabled list with a concussion (4/29-5/8/11).
- On Class AAA Reno disabled list with a concussion (8/24-9/1/12).
- On Arizona disabled list with a left elbow strain (3/22-7/9/13); included injury rehabilitation assignment to Class AAA Reno, Class A Visalia and AZL Diamondbacks (5/3-7/9/13).
- Traded by Arizona to the White Sox in exchange for outfielder Brandon Jacobs and pitcher Hector Santiago (12/10/13).
- On the White Sox disabled list with a strained right hamstring (5/3-18/14); included a rehab assignment to Class AAA Charlotte (5/15-18/14).
- On the White Sox disabled list with a strained right oblique (8/9-16/14); included a rehab assignment to Class AAA Charlotte (8/23-26/14).

### CAREER FIELDING STATISTICS

POSITION	PCT	G	GS	TC	PO	A	E	DP	POSITION	PCT	G	GS	TC	PO	A	E	DP
Center Field	.984	317	313	771	736	23	12	4	Left Field	.958	36	26	48	44	2	2	1
Right Field	1.000	4	3	15	15	0	0	0									

### CAREER GAME BESTS AND HOME RUN INFORMATION

- HITS** — 4 (8x, last 9/4/15 at K.C.) ... **HR** — 1 (20x, last 9/29/15 vs. K.C.) ... **RBI** — 3 (2x, last 9/4/15 at K.C.)  
**RUNS** — 3 (5x, last 9/6/15 at K.C.) ... **SB** — 1 (40x, last 10/3/15 vs. Det.) ... **HITTING STREAK** — 12 games (6/13-25/14)  
**GAME-ENDING HOME RUNS** — 2 (last 7/8/15 vs. Tor.) ... **GRAND SLAMS** — NONE ... **MULTIHOME GAMES** — NONE  
**PINCH-HIT HOMERS** — NONE ... **INSIDE-THE-PARK HOMERS** — NONE ... **LEADOFF HOMERS** — 4 (last 7/29/15 at Bos.)



Prior to the White Sox game on July 4, 2015 vs. Baltimore, Adam Eaton and his brother Zachary, a captain in the United States Air Force, were reunited on the field as part of the club's Fourth of July celebration.



# ADAM ENGEL

# 87

**OUTFIELDER**

**NON-ROSTER INVITEE**

**Given Name:** Adam Trevor Engel

**Bats:** Right **Throws:** Right

**Height:** 6-2 **Weight:** 210

**Opening Day Age:** 25 (December 9, 1991)

**Birthplace/Residence:** Cincinnati, Ohio/Loveland, Ohio

**First Pro Contract:** White Sox

**Sox Acquisition:** Selected in 19th round, June 2013 First-Year Player Draft.

**Major League Service:** None

**Contract Status:** Signed through 2016

## 2016 SEASON

- Enters the season ranked by *Baseball America* as the No. 7 Prospect, Fastest Baserunner and Best Defensive Outfielder in the White Sox organization.
- Also tabbed by MLB.com as the 14th-best prospect in the Sox system.

## 2015 SEASON

- Spent the entire season with Class A Winston-Salem ... ranked third in the minor leagues with 65 stolen bases.
- Led the Carolina League in runs scored (90) and stolen bases, ranked second in hits (133) and triples (9), third in total bases (195) and fifth in walks (62).
- Ranked among the organizational leaders in runs scored (1st), steals (1st), triples (T2nd), hits (3rd), total bases (4th), walks (T4th), extra-base hits (T6th, 39) and doubles (T8th, 23).
- Was named a CL postseason All-Star ... following the season was rated by *Baseball America* as the No. 14 Prospect, Best Baserunner and Fastest Baserunner in the CL.
- Was successful on 85.5 percent (65-76) of his stolen base attempts ... the 11 caught stealings were the lowest total among players with at least 60 stolen base attempts.
- Batted .316 (24-76) over 20 games in April, his highest monthly average of the season.
- Stole a season-high three bases on 4/9 at Frederick, 5/8 vs. Myrtle Beach and 8/8 vs. Salem.
- Recorded a season-high four hits on 5/17 vs. Salem ... fell a double short of hitting for the cycle.
- Reached base safely in 19 straight home games from 7/4-8/9, tied for the fifth-longest streak in the CL ... posted a .343 (23-67) average and .405 on-base percentage during that span.
- Went 17-17 in stolen base attempts from 8/1-9/3.
- Was named the Arizona Fall League Most Valuable Player after hitting .403 (27-67) with nine doubles, two triples, one home run, nine RBI, 10 stolen bases and 16 runs scored over 19 games with the Glendale Desert Dogs.

## 2014 SEASON

- Hit a combined .264 (113-428) with 17 doubles, 10 triples, seven home runs, 38 RBI, 71 runs scored and 39 stolen bases in 103 games between the Arizona Rookie League White Sox, Class A Kannapolis and Winston-Salem.
- Ranked among the organizational leaders in stolen bases (1st), triples (T1st) and runs scored (5th) ... led Kannapolis with 28 steals and tied for the lead with seven triples.
- Was on the Kannapolis disabled list from 5/19-6/30 with a right back strain ... made eight rehab starts with the AZL White Sox from 6/20-28 ... was transferred to Winston-Salem on 8/9.
- Played in 46 games with Melbourne of the Australian Baseball League, hitting .250 (48-192).

## 2013 SEASON

- Spent his first professional season with Advanced Rookie Great Falls ... led the Pioneer League in stolen bases (31).
- Ranked third in the organization in stolen bases, sixth in average (.301) and 10th in on-base percentage (.379).
- Was cited by *Baseball America* as the Best Late-Round Pick, Best Defensive Player and Fastest Runner (with Jacob May) in the White Sox draft class.
- Was recommended/signed by White Sox scout Phil Gulley.

## MISCELLANEOUS/PERSONAL

- Married Jaime ... Twitter: @ManOfSteal\_10.
- Attended the University of Louisville ... was named Third Team All-Big East in 2013 and Second Team in 2012.
- Is a 2010 graduate of Loveland (Ohio) High School ... played baseball, basketball and football.

## CAREER PLAYING RECORD

YEAR	CLUB	AVG	G	AB	R	H	TB	2B	3B	HR	RBI	SH	SF	HB	BB	SO	SB	CS	OBP	SLG	E
2013	Great Falls	.301	56	239	44	72	99	12	3	3	30	2	2	10	21	34	*31	8	.379	.414	2
2014	AZL White Sox	.364	8	33	6	12	24	3	3	1	3	0	0	2	3	6	2	0	.447	.727	0
	Kannapolis	.261	74	307	54	80	126	14	7	6	30	0	0	5	29	86	28	11	.334	.410	3
	Winston-Salem	.239	21	88	11	21	21	0	0	0	5	2	2	2	6	21	9	1	.296	.239	1
2015	Winston-Salem	.251	136	529	*90	133	195	23	9	7	43	8	3	6	62	132	*65	11	.335	.369	4
<b>MINOR TOTALS</b>		<b>.266</b>	<b>295</b>	<b>1196</b>	<b>205</b>	<b>318</b>	<b>465</b>	<b>52</b>	<b>22</b>	<b>17</b>	<b>111</b>	<b>12</b>	<b>7</b>	<b>25</b>	<b>121</b>	<b>279</b>	<b>135</b>	<b>31</b>	<b>.344</b>	<b>.389</b>	<b>10</b>

\*Led League

## CAREER TRANSACTIONS

- Selected by the White Sox in the 19th round of the First-Year Player Draft (6/13).
- On Class A Kannapolis disabled list with a right back strain (5/19-7/1/14); included a rehab assignment to the AZL White Sox (6/20-7/1/14).

FRONT OFFICE  
FIELD STAFF  
PLAYERS  
OPPONENTS  
2015 REVIEW  
HISTORY  
RECORDS  
MINOR LEAGUES  
MEDIAMISC.



# DANIEL FIELDS

# 60

## OUTFIELDER

**Given Name:** Daniel Leigh Fields

**Bats:** Left **Throws:** Right

**Height:** 6-2 **Weight:** 215

**Opening Day Age:** 25 (January 23, 1991)

**Birthplace/Residence:** Detroit, Mich./Farmington Hills, Mich.

**First Pro Contract:** Detroit Tigers, Selected in the sixth round, June 2009  
First-Year Player Draft.

**Sox Acquisition:** Claimed off waivers from Los Angeles-NL, January 7, 2016.

**Major League Service:** Three days.

**Contract Status:** Signed through 2016.

### 2015 SEASON

- Spent most of the season with Class AAA Toledo ... made one appearance with the Tigers in June.
- Was recalled by Detroit on 6/2 and made his major-league debut on 6/4 vs. Oakland ... replaced Yoenis Cespedes in left field in the third inning ... doubled off Dan Otero in the bottom of the ninth for his first career hit.
- Was optioned back to Toledo on 6/4 and designated for assignment on 9/8 ... was claimed off waivers by Milwaukee on 9/10 and by the Dodgers on 12/7 ... was designated for assignment by Los Angeles on 12/30.
- Hit a monthly-high .344 (22-64) with five doubles, five triples, six RBI and a 1.087 OPS over 18 April games.
- Recorded consecutive three-plus hit games from 4/17-18 and 4/27-28, including four hits on 4/17 vs. Columbus and 4/28 at Charlotte.

### 2014 SEASON

- Spent most of the season with Toledo (67 games) but also played for Class AA Erie (eight games) and the Gulf Coast League Tigers (two games).
- Hit a combined .224 (69-308) with 14 doubles, six homers, 35 RBI and 35 runs scored between the three clubs.
- Opened the season with Toledo ... scored three runs on 4/13 at Louisville and registered three hits on 5/6 at Pawtucket.
- Was on the Erie disabled list from 5/15-7/8 with a fractured right thumb ... appeared in two injury rehab games with the GCL Tigers from 7/4-8.
- Was reinstated from the disabled list on 7/8 and transferred to Erie, appearing in eight games (.286, 8-28).
- Was transferred to Toledo on 7/18, where he spent the rest of the season.

### 2013 SEASON

- Spent the entire season with Erie ... was named a Tigers organizational All-Star by MiLB.com.
- Recorded a season-high four RBI on Opening Day vs. Altoona ... collected four hits on 5/12 at Bowie and 8/7 vs. Trenton.
- Was on the disabled list from 6/27-7/11 with a concussion.
- Batted .338 (27-80) with three doubles, one triple and nine RBI over 20 games in August.
- Was named by *Baseball America* as the Best Defensive Outfielder in the Tigers system.

### 2012 SEASON

- Combined to hit .266 (93-350) with 15 doubles, four triples, three home runs, 33 RBI and 23 stolen bases between Erie and Class A Lakeland.
- Recorded a season-high, nine-game hitting streak from 4/5-14, going 13-39 (.333) with two doubles, one triple, one home run and eight RBI.
- Was on the disabled list from 5/2-6/5 with a torn rectus abdominal muscle ... hit a monthly best .304 (17-56) in June.
- Was transferred to Erie on 8/2, where he spent the remainder of the season.
- Was named by *Baseball America* following the season as the Best Defensive Outfielder in the Tigers organization.

### 2011 SEASON

- Spent the entire season with Lakeland ... recorded a season-high, nine-game hitting streak from 5/9-18, going 13-38 (.342) with four doubles, one triple, one homer and 12 RBI.
- Finished the season ranked by *Baseball America* as the 27th-best prospect in the Detroit organization.

### 2010 SEASON

- Was named Lakeland Player of the Year in his pro debut ... led all Florida State outfielders with a .996 fielding percentage.
- Was named by *Baseball America* as the No. 5 Prospect and the Best Athlete in the Detroit organization.

### 2009 SEASON

- Did not play after signing with Detroit on 8/17 ... was recommended/signed by Tom Ostrowski.
- Was ranked by *Baseball America* following the season as the No. 9 Prospect, Fastest Baserunner and Best Athlete in the Tigers organization.

### MISCELLANEOUS/PERSONAL

- Single ... Twitter: @dfields\_23.
- Is a 2009 graduate of University of Detroit Jesuit High School ... was tabbed Second-Team All-American by *Baseball America* and Michigan's Mr. Baseball as a senior after hitting .596 with 13 homers, 43 RBI, 50 runs scored and 30 stolen bases.
- Is the son of former major-league outfielder and hitting coach Bruce Fields, who played and coached for the Tigers.

## 400 Club: Members Only

Paul Konerko (April 25, 2012 at Oakland) and Adam Dunn (August 18, 2012 at Kansas City) became the first teammates in baseball history to hit their 400th career homer in the same season (Elias). Konerko and Dunn became the fourth and fifth players, respectively, in White Sox history to hit a milestone homer of 400 or more with the club, joining Frank Thomas (400), Jim Thome (500) and Andruw Jones (400).



### CAREER PLAYING RECORD

YEAR	CLUB	AVG	G	AB	R	H	TB	2B	3B	HR	RBI	SH	SF	HB	BB	SO	SB	CS	OBP	SLG	E
2010	Lakeland	.240	109	375	33	90	139	13	6	8	47	1	2	5	55	119	8	9	.343	.371	1
2011	Lakeland	.220	124	432	57	95	141	14	4	8	46	5	2	7	49	133	4	4	.308	.326	2
2012	Lakeland	.266	62	244	31	65	87	11	4	1	26	0	3	1	19	55	14	7	.318	.357	1
	Erie	.264	29	106	13	28	38	4	0	2	7	0	1	2	13	21	9	1	.352	.358	2
2013	Erie	.284	118	457	71	130	199	27	6	10	58	1	4	8	45	130	24	7	.356	.435	5
2014	GCL Tigers	.167	2	6	2	1	2	1	0	0	0	0	0	1	0	2	0	0	.286	.333	0
	Erie	.286	8	28	4	8	13	3	1	0	9	0	0	0	6	7	2	0	.429	.464	0
	Toledo	.219	75	274	29	60	94	10	3	6	26	2	2	6	15	76	8	2	.273	.343	0
2015	Toledo	.228	122	447	59	102	164	25	8	7	41	3	3	7	66	146	17	7	.335	.367	3
	DETROIT	.333	1	3	1	1	2	1	0	0	0	0	0	0	0	2	0	0	.333	.667	1
<b>MINOR TOTALS</b>		<b>.244</b>	<b>649</b>	<b>2369</b>	<b>299</b>	<b>579</b>	<b>877</b>	<b>108</b>	<b>32</b>	<b>42</b>	<b>260</b>	<b>12</b>	<b>17</b>	<b>38</b>	<b>268</b>	<b>689</b>	<b>86</b>	<b>37</b>	<b>.329</b>	<b>.370</b>	<b>14</b>
<b>MLB TOTALS</b>		<b>.333</b>	<b>1</b>	<b>3</b>	<b>1</b>	<b>1</b>	<b>2</b>	<b>1</b>	<b>0</b>	<b>0</b>	<b>0</b>	<b>0</b>	<b>0</b>	<b>0</b>	<b>0</b>	<b>2</b>	<b>0</b>	<b>0</b>	<b>.333</b>	<b>.667</b>	<b>1</b>

### CAREER TRANSACTIONS

- Selected by Detroit in the sixth round of the First-Year Player Draft (6/09).
- On Class A Lakeland disabled list with a torn abdominal muscle (5/2-6/5/12).
- On Class AA Erie disabled list with a concussion (6/27-7/11/13).
- On Class AAA Toledo disabled list with a fractured right thumb (5/15-7/8/14).
- Claimed by Milwaukee off waivers from Detroit (9/10/15).
- Claimed by Los Angeles-NL off waivers from Milwaukee (12/7/15).
- Claimed by the White Sox off waivers from Los Angeles-NL (1/7/16).

### CAREER FIELDING STATISTICS

POSITION	PCT	G	GS	TC	PO	A	E	DP
Left Field	.667	1	0	3	2	0	1	0

### CAREER GAME BESTS AND HOME RUN INFORMATION


HITS — 1 (6/4/15 vs. Oak.) ... HR — NONE ... RBI — NONE

RUNS — 1 (6/4/15 vs. Oak.) ... SB — NONE ... HITTING STREAK — NONE

GAME-ENDING HOME RUNS — NONE ... GRAND SLAMS — NONE ... MULTIHOMER GAMES — NONE

PINCH HOME RUNS — NONE ... INSIDE-THE-PARK HOMERS — NONE ... LEADOFF HOME RUNS — NONE





# TODD FRAZIER

# 21

## THIRD BASEMAN

**Given Name:** Todd Brian Frazier

**Bats:** Right **Throws:** Right

**Height:** 6-3 **Weight:** 220

**Opening Day Age:** 30 (February 12, 1986)

**Birthplace/Residence:** Toms River, N.J.

**First Pro Contract:** Cincinnati, selected with a sandwich pick (34th overall) between the first and second rounds, June 2007 First-Year Player Draft.

**Sox Acquisition:** Obtained from Cincinnati as part of a three-team trade that sent INF Micah Johnson, RHP Frankie Montas and OF Trayce Thompson from the White Sox to the Dodgers and INFs Brandon Dixon and Jose Peraza and OF Scott Schebler from the Dodgers to the Reds, December 15, 2015.

**Major League Service:** Four years, 71 days.

**Contract Status:** Signed through 2017.

### 2015 SEASON

- Established career highs in virtually every category, including doubles (43), home runs (35), RBI (89) and at-bats (619) while being honored as a finalist for the Gold Glove Award.

- Ranked among the National League leaders in at-bats (1st), doubles (T2nd), extra-base hits (3rd, 79), home runs (4th), total bases (4th, 308), home run ratio (6th, 17.7), slugging percentage (10th, .498), RBI (11th) and OPS (19th, .806).

- Was one of four players in the major leagues to record at least 40 doubles and 35 home runs, joining Yoenis Cespedes, Josh Donaldson and Nolan Arenado ... became the second player in Reds history to accomplish the feat (Frank Robinson, 1962) and the 79th in major-league history.

- Joined Tony Perez (twice) and Deron Johnson (once) as the only players in Reds history to hit 30 home runs in a season while playing primarily third base ... became the first Reds third baseman with consecutive 25-homer seasons since Chris Sabo in 1990-1991.

- Led the NL in doubles through games of 9/25 but was tied and eventually passed by St. Louis' Matt Carpenter on 9/26 ... was 1 of only 14 players in the major leagues with at least 300 total bases.

- Made his second straight All-Star Team and first start ... was the starting third baseman for the NL at the 86th All-Star Game, held at Great American Ball Park.

- Led the NL in the first half in total bases (200), doubles (26) and extra-base hits (52), ranked third in home runs (25) and sixth in RBI (57) ... his 52 extra-base hits before the break were the second-highest total in Reds history behind Hall-of-Famer Johnny Bench (54 in 1970).

- Became the first Cincinnati player and the 14th in major-league history to record at least 26 doubles and 25 home runs in the first half.

- Won the Home Run Derby, defeating Prince Fielder (14-13), Josh Donaldson (10-9) and Joc Pederson (15-14) ... on his final swing of the competition, became the third Reds player to win the Derby (Dave Parker, 1985 and Eric Davis, 1989) and the second player to win it in his home ballpark (Cubs Ryne Sandberg, 1990).

- Was named NL Player of the Week for 5/25-31, his first career weekly award ... hit .327 (33-101) with nine home runs and 15 RBI in May and recorded 11 doubles, nine homers and 23 RBI in June.

- Recorded back-to-back multihomer games on 6/16 at Detroit and 6/17 vs. Detroit, the eighth player in Reds history to accomplish the feat and first since Barry Larkin on 6/27-28/91.

- Hit the first two grand slams of his career on 4/21 at Milwaukee (off Mike Fiers) and 6/17 vs. Detroit (walkoff shot off Joakim Soria).

### FRAZIER AMONG NL LEADERS IN 2015

Category	Rank	No.
At-Bats	1st	619
Doubles	T2nd	43
XBH	3rd	79
Home Runs	4th	35
TB	4th	308
HR Ratio	6th	17.7
SLG Pct.	10th	.498
RBI	11th	89
OPS	19th	.806

### REDS XBH LEADERS, PRE ALL-STAR BREAK

Player, Year	XBH
Johnny Bench, 1970	54
Todd Frazier, 2015	52
Johnny Bench, 1975	49
Joey Votto, 2012	49
Jay Bruce, 2013	48
George Foster, 1977	48
Frank Robinson, 1962	48
Lee May, 1969	47
Gus Bell, 1953	46

- Played in his 500th game on 5/3 at Atlanta, collected his 500th hit on 6/16 at Detroit and hit his 100th home run on 7/25 at Colorado, a three-run shot off Chris Rusin.

- Hit his 40th double on 9/10 vs. St. Louis to become the fourth player in Reds history with 40 doubles and 30 home runs in a season, joining Frank Robinson (1962), Dave Parker (1985) and Jay Bruce (2013).

- Led off the 10th inning on 9/15 at San Francisco with a solo homer off Sergio Romo to snap a 8-8 tie ... hit his 35th home run on 9/19 at Milwaukee.

- As the All-Star Game's ambassador, cast the first "official" ballot on 4/29 to begin the voting.

- Was the Reds' recipient of the Heart & Hustle Award, presented by the MLBPA to a player who demonstrates the passion, values, spirit and tradition of the game ... received his award on 9/6, which Hamilton County Commissioners declared "Todd Frazier Day" for his inspiring performance in the ASG's Home Run Derby.

- Agreed to terms on a two-year contract on 2/7/15.

### CAREER HIGHLIGHTS

- Is a two-time National League All-Star (2014-15) and 2015 Rawlings Gold Glove Award finalist.

- Leads all NL third basemen since 2012 with 592 games played, ranks second with 102 home runs, 309 RBI and 288 runs scored and third with 120 doubles.

- In 2015, joined Hall-of-Famer Frank Robinson as the only players in Reds history to record 40 doubles and 35 home runs in a season.

- In 2014, became the seventh player in major league history to produce at least 29 home runs, 80 RBI and 20 stolen bases while primarily playing third base, joining Howard Johnson, Chipper Jones, Alex Rodriguez, Mike Schmidt, Fernando Tatis and David Wright.

- Won the 2015 Home Run Derby at his home ballpark in Cincinnati and was the NL derby champion in 2014.

## 2014 SEASON

- Ranked among the NL leaders in HR (T4th, 29), home run ratio (6th, 20.6), games (T6th, 157) and at-bats (8th, 597) ... established career highs in most statistical categories.
- Was the only player in the major leagues with at least 29 home runs, 80 RBI and 20 stolen bases ... became only the seventh player in history to produce those numbers while primarily playing third base, joining Howard Johnson, Chipper Jones, Alex Rodriguez, Mike Schmidt, Fernando Tatis and David Wright.
- Joined Chris Sabo (1990) and Aaron Boone (2002) as the only third basemen in Reds history to produce at least 20 homers and 20 stolen bases in a season.
- Led the team in homers and multihit games (44), tied for the club lead in RBI and ranked second in steals.
- Was elected by his peers to his first All-Star team and became the Home Run Derby's National League champion ... as the Reds' first All-Star Game Home Run Derby participant since Ken Griffey Jr. in 2000, advanced to the final but lost to two-time winner Yoenis Cespedes of the Athletics.
- Led all NL third basemen in homers and steals and ranked second in RBI behind Washington's Anthony Rendon (83) ... was rated by managers as the third-best defensive third baseman in the league ... made 118 starts at third base and 37 at first.
- Compiled a career-high, 14-game hitting streak from 4/29-5/15 (.321, 17-53) ... ended the 4-3 win on 5/4 vs Milwaukee with a two-out, RBI-double in the 10th inning off Tyler Thornburg.
- Snapped a 2-2 tie on 5/19 at Washington with a two-run homer off Ross Detwiler in the 15th inning ... led off the eighth inning on 5/26 at the Dodgers to break up Hyun-Jin Ryu's perfect game.
- Hit eight home runs in June, a personal monthly best and tied with Andrew McCutchen and Marlon Byrd for the NL lead.
- Received the Joe Nuxhall Good Guy Award in voting of the local chapter of the BBWAA.

## 2013 SEASON

- Hit 19 home runs for the second consecutive season ... homered six times in April and September.
- He and Zack Cozart each hit two home runs on 4/5 vs. Washington, becoming the first shortstop/third base tandem in Reds history to accomplish the feat and the first in the NL since Pittsburgh's Jackie Hernandez and Richie Hebner in 1971.
- Became the first Reds batter to homer in a 1-0 win since Sean Casey on 8/26/04 vs St. Louis when he accomplished the feat on 4/24 vs. the Cubs (off Jeff Samardzija).
- Compiled a career-high 42-game errorless streak from 4/23-6/13, recorded a career-best five straight multihit games from 6/1-5 and endured a career-long 0-31 stretch from 7/26-8/7.
- Hit five doubles on 7/22-24 at San Francisco, the most ever by an opposing player in a series at AT&T Park.
- Produced four homers and eight RBI over his last 13 games as the Reds clinched the NL wild card spot.

## 2012 SEASON

- Was voted by his peers a Players Choice Award as the NL Outstanding Rookie and finished third in the BBWAA NL Rookie of the Year voting.
- Ranked second among NL rookies with 67 RBI, third with 19 home runs and 10th with a .273 average ... his 13 homers as a third baseman were second-most ever by a Reds rookie behind Grady Hatton (14 in 1946).
- Began the season at Class AAA Louisville ... was recalled on 4/17 and spent the rest of the season with the Reds.
- Made 66 starts at third base, 36 at first and seven in the outfield ... started 28 of the 34 games at third base that Scott Rolen missed from 5/12-6/17 and 35 of the 48 at first base that Joey Votto missed from 7/16-9/3.
- Went 6-12 as a pinch hitter, including two RBI triples, a double, single and walk in his first five plate appearances ... hit pinch triples on 4/20 at the Cubs and 4/27 vs. Houston.

- Recorded his first career multihomer game on 5/16 at the Mets, hitting a solo homer off Johan Santana and a two-run shot off D.J. Carrasco.
- Hit his first career game-ending homer on 5/23 vs. Atlanta (solo shot off Christian Martinez), just the third walkoff shot by a Reds rookie since 1984 (Jay Bruce in 2008 and Drew Stubbs in 2009).
- Was scratched from the lineup on 6/8 vs. Detroit with back spasms but delivered a game-tying RBI double as a pinch hitter in the eighth inning of eventual 6-5 Reds victory.
- Was named NL Rookie of the Month for August after hitting .330 (36-109) with six home runs and 25 RBI ... reached base safely in 30 consecutive games from 8/8-9/8.
- Hit a game-tying homer with two outs in the ninth inning on 9/27 vs. Milwaukee (eventual 2-1 Reds win) ... in the first inning of Homer Bailey's no-hitter on 9/28 at Pittsburgh, drove in the game's only run with a sacrifice fly.
- Appeared in four games of the NLDS vs. San Francisco (one start), going 0-3 with a walk and RBI.
- Was the club's nominee for the Robert Clemente Award for his positive contributions on and off the field.

## 2011 SEASON

- Appeared in 41 games (27 starts) over two stints with Cincinnati, including 27 at third base, four in left field, two each at second base and shortstop and one at first.
- Began the season with Louisville before being recalled on 5/23 ... made his major-league debut that night at Philadelphia as a pinch-hitter (struck out).
- Was optioned to Louisville on 5/24 and recalled a second time on 7/22 when Scott Rolen was placed on the disabled list ... spent the rest of the season with the Reds.
- Recorded his first major-league hit on 7/22 vs. Atlanta, a single off Scott Linebrink ... made his first start on 7/23 vs Atlanta, hitting a three-run double off Christian Martinez ... hit his first home run on 7/31 vs San Francisco, a solo shot off Barry Zito.
- Hit his first career pinch home run on 9/2 at St. Louis, a solo shot off Chris Carpenter.

## 2010 SEASON

- Led Louisville with 76 starts in left field but also appeared in 35 games at third base and 14 ... tied for sixth in the International League with 32 doubles.
- Following the season, played for Team USA in the COPABE Pan Am Games qualifying tournament in San Juan, hitting .313 with a home run and seven RBI.

## 2009 SEASON

- Combined to hit .292 (150-514) with 45 doubles, 16 home runs, 77 RBI and a .832 OPS in 135 games between Class AA Carolina and Louisville.
- Spent most of the season at Carolina, where he was a Southern League All-Star and *Baseball America* Class AA All-Star ... ranked second in the SL with 40 doubles.

## 2008 SEASON

- Split the season between Class A Dayton and Class A Sarasota, hitting .291 (139-478) with 30 doubles, 19 homers and 74 RBI in 130 games.
- Was selected as a *Baseball America* high Class A All-Star ... was twice named Florida State League Player of the Week (5/12-18 and 8/18-24).
- Played in 27 games for Waikiki in the Hawaii Winter Baseball League, hitting .295 (28-95) with three home runs and 22 RBI.

## 2007 SEASON

- Spent the majority of his first professional season with Advanced Rookie Billings.
- Following the season, was named the top prospect in the Pioneer League and a *Baseball America* rookie All-Star.

## COMMUNITY INVOLVEMENT

- Holds one-day baseball camps for youth players (ages 7-16) with Frazier Baseball and the United States Amateur Baseball League throughout the offseason, where he teaches campers hitting drills that he uses everyday.
- In 2016, he and his brothers, Charlie and Jeff, and the USABL launched the Frazier Elite World Series for 16U and 18U teams ... the Frazier World Series Finals is scheduled to take place 7/30-31/16 in Toms River, N.J.
- In 2013, he designated the Baseball United Foundation's Grand Slam for Sandy fundraising effort as the recipient of a \$10,000 grant from the Major League Baseball Players Trust ... the donation was part of a \$20,000 charitable contribution he received for being named the 2012 National League Outstanding Rookie in Players Choice Awards Balloting.
- At Redsfest 2008, beat 560 players to win the Reds Community Fund Celebrity Poker Tournament and donated the first-place \$10,000 prize to the Reds Community Fund.

## MISCELLANEOUS/PERSONAL

- Married Jacquelyn ... has two children: Blake and Kylie ... Twitter: @FlavaFraz21.
- Served as an analyst for MLB Network's postseason coverage following the 2013 and 2015 seasons ... following the 2014 season, worked as an analyst for TBS' postseason coverage.
- Played baseball at Rutgers University ... was the pre and postseason Big East Player of the Year in 2007 and was rated the top professional prospect in the Northern Region ... tied for fourth in the NCAA in 2007 with 22 home runs.
- Graduated in 2004 from Toms River (N.J.) South High School ... played baseball and was a four-year starter on the basketball team ... set a school record with 27 rebounds in a game.
- Was a member of the Toms River team that won the 1998 Little League World Series championship ... went 4-4 with a home run in the championship game vs Japan and also recorded the last out as a pitcher.
- His brother, Jeff, was selected by the Detroit Tigers in the third round of the 2004 First-Year Player Draft.

## CAREER PLAYING RECORD

YEAR	CLUB	AVG	G	AB	R	H	TB	2B	3B	HR	RBI	SH	SF	HB	BB	SO	SB	CS	OBP	SLG	E
2007	Billings	.319	41	160	29	51	82	6	5	5	25	0	1	7	18	22	3	3	.409	.513	9
	Dayton	.318	6	22	4	7	16	3	0	2	5	0	0	0	2	4	0	0	.375	.727	1
2008	Dayton	.321	30	112	25	36	67	10	0	7	20	0	0	15	28	4	2	.402	.598	7	
	Sarasota	.281	100	366	62	103	165	20	3	12	54	0	3	4	41	84	8	4	.357	.451	10
2009	Carolina	.290	119	451	59	131	217	40	2	14	68	0	5	2	42	67	7	8	.350	.481	7
	Louisville	.302	16	63	9	19	30	5	0	2	9	0	0	0	6	12	2	0	.362	.476	4
2010	Louisville	.258	130	480	71	124	215	32	4	17	66	1	2	10	45	127	14	4	.333	.448	5
2011	Louisville	.260	90	315	47	82	147	18	1	15	46	0	4	6	34	82	17	4	.340	.467	6
	CINCINNATI	.232	41	112	17	26	49	5	0	6	15	0	0	2	7	27	1	0	.289	.438	2
2012	Louisville	.231	10	39	4	9	14	2	0	1	7	0	0	1	11	3	0	0	.268	.359	1
	CINCINNATI	.273	128	422	55	115	210	26	6	19	67	0	4	3	36	103	3	2	.331	.498	7
2013	CINCINNATI	.234	150	531	63	124	216	29	3	19	73	2	3	14	50	125	6	5	.314	.407	10
2014	CINCINNATI	.273	157	597	88	163	274	22	1	29	80	0	4	7	52	139	20	8	.336	.459	14
2015	CINCINNATI	.255	157	*619	82	158	308	43	1	35	89	1	7	7	44	137	13	8	.309	.498	19
	MINOR TOTALS	.280	542	2008	310	562	953	136	15	75	300	1	15	29	205	437	58	25	.353	.475	50
	MLB TOTALS	.257	633	2281	305	586	1057	125	11	108	324	3	18	33	189	531	43	23	.321	.463	52

\*Led League

## CAREER TRANSACTIONS

- Selected by Cincinnati in the supplemental round (34th overall) of the First-Year Player Draft (6/07).
- Traded by Cincinnati to the White Sox as part of a three team deal in which the White Sox sent INF Micah Johnson, RHP Frankie Montas and OF Trayce Thompson to the Dodgers; the Dodgers sent INF Brandon Dixon and Jose Peraza and OF Scott Schebler to the Reds (12/15/15).

## CAREER FIELDING STATISTICS

POSITION	PCT	G	GS	TC	PO	A	E	DP	POSITION	PCT	G	GS	TC	PO	A	E	DP
Third Base	.964	526	503	1249	337	867	45	69	Second Base	1.000	2	0	3	2	1	0	2
First Base	.990	83	74	678	623	48	7	52	Shortstop	1.000	2	0	3	2	1	0	0
Left Field	1.000	13	9	16	15	1	0	0	Right Field	—	1	1	0	0	0	0	0

## CAREER GAME BESTS AND HOME RUN INFORMATION

- HITS — 4 (3x, last 7/4/15 vs. Mil.) ... HR — 2 (6x, last 6/17/15 vs. Det.) ... RBI — 5 (6/17/15 vs. Det.)
- RUNS — 4 (9/27/14 vs. Pit.) ... SB — 2 (2x, last 4/27/15 vs. Mil.) ... HITTING STREAK — 14 games (4/29-5/15/14)
- GAME-ENDING HR — 2 (last 6/17/15 vs. Det.) ... GS — 2 (last 6/17/15 vs. Det.)
- MULTIHR GAMES — 6 (last 6/17/15 vs. Det.) ... PINCH-HIT HOME RUNS — 1 (9/2/11 at STL)
- INSIDE-THE-PARK HOME RUNS — NONE ... LEADOFF HOME RUNS — NONE

## WILD CARD GAME RECORD

YEAR	CLUB	AVG	G	AB	R	H	TB	2B	3B	HR	RBI	SH	SF	HB	BB	SO	SB	CS	OBP	SLG	E
2013	Cin. vs. Pit.	.250	1	4	0	1	2	1	0	0	0	0	0	0	0	1	0	0	.250	.500	0


## DIVISION SERIES RECORD

YEAR	CLUB	AVG	G	AB	R	H	TB	2B	3B	HR	RBI	SH	SF	HB	BB	SO	SB	CS	OBP	SLG	E
2012	Cin. vs. S.F.	.167	4	6	0	1	1	0	0	0	1	0	0	0	1	2	0	0	.286	.167	0

## ALL-STAR GAME RECORD

YEAR	CLUB	AVG	G	AB	R	H	TB	2B	3B	HR	RBI	SH	SF	HB	BB	SO	SB	CS	OBP	SLG	E
2014	N.L., Minnesota	.000	1	0	0	0	0	0	0	0	0	0	0	0	1	0	0	0	1.000	.000	0
2015	N.L., Cincinnati	.000	1	3	0	0	0	0	0	0	0	0	0	0	0	0	0	0	.000	.000	0
	TOTALS	.000	2	3	0	0	0	0	0	0	0	0	0	0	1	0	0	0	.250	.000	0





# CARSON FULMER

# 80

**RIGHT-HANDED PITCHER**

**NON-ROSTER INVITEE**

**Given Name:** Carson Springer Fulmer

**Bats:** Right **Throws:** Right

**Height:** 6-0 **Weight:** 195

**Opening Day Age:** 22 (December 13, 1993)

**Birthplace/Residence:** Lakeland, Fla.

**First Pro Contract:** White Sox.

**Sox Acquisition:** Selected in the first round (eighth overall), June 2015 First-Year Player Draft.

**Major League Service:** None.

**Contract Status:** Signed through 2016.

## 2016 SEASON

- Enters the season ranked by *Baseball America* as the No. 2 Prospect and possessing the Best Curveball in the White Sox organization.
- Also tabbed by MLB.com as the No. 2 Prospect in the Sox system, the No. 42 overall in baseball and ninth-best right-handed pitching prospect.

## 2015 SEASON

- Combined to go 0-0 with a 2.05 ERA (5 ER/23.0 IP) and 26 strikeouts in nine starts between the AZL White Sox (one) and Class A Winston-Salem (eight) in his first professional season.
- Limited right-handers to a .180 (9-50) average with Winston-Salem ... opponents went just 1-18 (.056) with eight strikeouts with RISP and 1-10 (.100) with RISP/two outs.
- Allowed just one earned run on five hits over three road outings (9.0 IP).
- Made his first professional appearance on 7/18 vs. the AZL Angels, allowing one hit with one strikeout over 1.0 scoreless IP ... joined Winston-Salem on 7/23, where he averaged 10.2 strikeouts per 9.0 IP (25 SO/22.0 IP).
- Worked 2.0 scoreless IP in his Dash debut on 7/23 vs. Carolina ... gave up three runs on four hits over 2.0 IP in his next start on 7/29 vs. Wilmington.
- Rebounded to post a 1.00 ERA (2 ER/18.0 IP) over his final six starts, allowing 11 hits with 19 strikeouts ... four of the outings were scoreless and allowed one run in the other two.
- Threw 3.0 scoreless IP on 8/9 vs. Salem (2 H) and 8/15 at Salem (0 H) ... also threw 3.0 scoreless IP with four strikeouts in each of his final two starts on 8/28 vs. Frederick and 9/3 at Wilmington.
- After agreeing to terms with the White Sox on 7/3, donated \$10,000 to Chicago White Sox Charities to support five players from the club's Amateur City Elite (ACE) program ... Ronell Coleman, his teammate at Vanderbilt, played in the ACE program as a youth.
- Entered the draft ranked by *Baseball America* as the No. 2 right-handed pitching prospect and the No. 6 prospect overall ... also was ranked by MLB.com as the No. 3 overall prospect and top pitching prospect.
- Was recommended/signed by Phil Gulley (White Sox).

## BASEBALL AMERICA'S TOP SOX PROSPECTS

No.	Player	Pos.	No.	Player	Pos.
1.	Tim Anderson	INF	6.	Tyler Danish	RHP
2.	<b>Carson Fulmer</b>	<b>RHP</b>	7.	Adam Engel	OF
3.	Spencer Adams	RHP	8.	Jordan Guerrero	LHP
4.	Trey Michalczewski	INF	9.	Courtney Hawkins	OF
5.	Jacob May	OF	10.	Corey Zangari	1B

## MISCELLANEOUS/PERSONAL

- Engaged to Sabina ... Twitter: @Carson\_Fulmer.
- Attended Vanderbilt University, where he went 23-3 with a 1.99 ERA (57 ER/258.0 IP), four complete games and 298 strikeouts over three seasons (2013-15).
- Was named Southeastern Conference Pitcher of the Year and one of four finalists for the USA Baseball Golden Spikes Award as a junior in 2015 after going 13-2 with a 1.82 ERA (23 ER/114.0 IP), two shutouts, three complete games, 152 strikeouts and a .186 opponents average over 17 starts.
- Led all NCAA Division I pitchers in wins and ranked among the leaders in strikeouts (2nd), starts (3rd), SO/9.0 IP (3rd, 12.00) and ERA (25th).
- Became just the fourth pitcher in SEC history and first since Tennessee's Luke Hochevar in 2005 to win the pitching triple crown, leading the league in wins, ERA and strikeouts.
- Helped lead the Commodores to their third College World Series berth in 2015, where they were runner-up to Virginia ... won Game 1 of the CWS final, holding Virginia to one run on two hits with eight strikeouts over 7.2 IP.
- Led Vanderbilt to the 2014 CWS title ... started the deciding Game 3 of the finals against Virginia on three days rest, allowing two runs (one earned) on five hits over 5.1 IP of a no decision.
- Also won the following honors at Vanderbilt: First Team All-American by *Baseball America* and Louisville Slugger (2014), All-SEC Second-Team and All-Defensive Team (2014), All-American by Collegiate Baseball and All-SEC Freshman (2013) and SEC Academic Honor Roll selection (2013-14).
- Is a 2012 graduate of All Saints Academy in Lakeland, Fla. ... Is from the same hometown as White Sox LHP Chris Sale ... was selected by Boston in the 15th round of the 2012 draft but did not sign.

## CAREER PLAYING RECORD

YEAR	CLUB	W-L	PCT	ERA	G	GS	CG	SHO	SV	IP	H	R	ER	HR	HB	BB-I	SO	WP	BK	AVG
2015	AZL White Sox	0-0	.000	0.00	1	1	0	0	0	1.0	1	0	0	0	0	0-0	1	0	0	.333
	Winston-Salem	0-0	.000	2.05	8	8	0	0	0	22.0	16	5	5	2	2	9-0	25	3	0	.205
<b>MINOR TOTALS</b>		<b>0-0</b>	<b>.000</b>	<b>1.96</b>	<b>9</b>	<b>9</b>	<b>0</b>	<b>0</b>	<b>0</b>	<b>23.0</b>	<b>17</b>	<b>5</b>	<b>5</b>	<b>2</b>	<b>2</b>	<b>9-0</b>	<b>26</b>	<b>3</b>	<b>0</b>	<b>.210</b>

## CAREER TRANSACTIONS

— Selected by the White Sox in the first round (eighth overall) of the First-Year Player Draft (6/16).

FRONT OFFICE

FIELD STAFF

PLAYERS

OPPONENTS


2015 REVIEW

HISTORY

RECORDS

MINOR LEAGUES

MEDIA/MISC.



# AVISAIL GARCIA

# 26

## OUTFIELDER

**Given Name:** Avisail (ah-vee-cy-EEL) Antonio Garcia Yaguarin

**Bats:** Right **Throws:** Right

**Height:** 6-4 **Weight:** 240

**Opening Day Age:** 24 (June 12, 1991)

**Birthplace/Residence:** Anzoategui, Venezuela

**First Pro Contract:** Detroit Tigers, signed as a free agent, July 6, 2007.

**Sox Acquisition:** Obtained from Boston (via Detroit) with Francellis Montas,

J.B. Wendelken and Cleuluis Rondon as part of a three-team trade that sent Jake Peavy from Chicago to Boston, Jose Iglesias from Boston to Detroit and pitcher Braylan Villarreal from Detroit to Boston, July 30, 2013.

**Major League Service:** Two years, 167 days.

**Contract Status:** Signed through 2016.

### 2015 SEASON

■ Appeared in a career-high 148 games with the White Sox, his first full season in the major leagues ... set career highs in nearly every offensive category.

■ Led all major-league outfielders with 17 assists, the most by a White Sox outfielder since Jim Rivera (22) and Minnie Minoso (19) in 1955.

■ Recorded four game-ending plays (single, hit-by-pitch, walk and double), tied with Josh Donaldson for the most in the majors ... collected 12 game-winning RBI, tied for the 13th-most in the American League.

■ Hit .293/.353/.407 with three home runs and 13 RBI against lefties, compared to .247/.297/.353 with 10 homers and 46 RBI vs. right-handers.

■ Reached base safely in each of his first 11 games to start the season, the longest stretch on the club ... hit .308 (12-39) with three doubles, one home run and three RBI during that span (four multihit efforts).

■ Made his second consecutive Opening Day start in right field ... went 3-4 with a double on 4/8 at Kansas City ... hit safely in five consecutive games from 4/11-18 (.333, 7-21).

■ Accounted for the White Sox only run with a solo homer off David Price on 4/17 at Detroit ... hit safely in nine straight games from 4/22-5/3, batting .417 (15-36) with five multihit efforts.

■ Batted .403 (31-77) with four doubles, three home runs, 14 RBI and a .996 OPS in 19 games from 4/24-5/17 ... ranked among the AL leaders during that span in average (2nd), hits (T3rd), on-base percentage (7th, .425) and OPS (8th).

■ Recorded his first career game-ending hit on 4/26 vs. Kansas City, a ninth-inning single ... the game resumed following a suspension due to rain on 4/24.

■ Drove in the game-winning run with a RBI single off Joba Chamberlain in the bottom of the eighth on 5/6 vs. Detroit ... Chicago trailed 6-3 entering the bottom of the frame before Melky Cabrera tied the game with a three-run home run.



### MLB OF ASSISTS LEADERS IN 2015

Player, Club	No.
Avisail Garcia, SOX	17
Starling Marte, PIT	16
Eddie Rosario, MIN	16
Kevin Kiermaier, TB	15
J.D. Martinez, DET	15

### MOST GAME-ENDING PLAYS IN 2015

Player, Club	No.
Avisail Garcia, SOX	4
Josh Donaldson, TOR	4
Eight players tied	3

■ Started a ninth-inning, game-winning rally with a two-out single off Aroldis Chapman on 5/10 vs. Cincinnati ... scored the game-ending run on Gordon Beckham's single.

■ Recorded six multihit efforts in eight games from 5/9-2-17, hitting .429 (15-35) with three home runs and eight RBI.

■ Connected on a game-winning, two-run double on 5/16 at Oakland ... the double completed a five-run seventh inning that erased a 6-2 deficit ... registered his second straight three-hit game on 5/17 at the A's, including a home run and two RBI.

■ Was removed from the game on 5/26 at Toronto with right knee inflammation and missed the next four games ... returned to the lineup on 5/30 at Houston and went 1-4.

■ Homered three times in four games (seven RBI) from 6/5-8, including in back-to-back games from 6/7-8.

■ Was hit by a pitch with the bases loaded in the 11th inning to end the game on 6/5 vs. Detroit ... was the first White Sox to record a game-ending, hit-by-pitch since A.J. Pierzynski on 4/5/07 vs. Cleveland.

■ Recorded a nine-game hitting streak from 6/25-7/6, batting .382 (13-34) with two doubles and four RBI (four multihit).

■ Robbed Chris Davis of a game-tying solo homer in the ninth inning on 7/5 vs. Baltimore, preserving a 3-2 Sox win ... matched his career high with four hits (second time) on 7/8 vs. Toronto.

■ Doubled on 8/3 vs. Tampa Bay, snapping a 14-game stretch without an extra-base hit ... homered in consecutive games from 8/4-5 vs. the Rays ... his previous homer came on 6/8 vs. Houston (span of 46 games without a home run).

■ Drew a game-ending walk in the 10th inning on 8/5 vs. Tampa Bay ... became the first player to record a game-ending walk and hit-by-pitch in a season since Montreal's Rodney Scott in 1979 ... established a career high with four RBI.

■ Recorded his third career multihomer game on 8/10 vs. the Angels ... matched his career high with four RBI.

■ Connected on a game-ending, RBI double on 8/12 vs. the Angels ... it marked his fourth walkoff RBI of the season, the most by a Sox since Joe Crede in 2004 (five RBI).

■ Made his first career start at designated hitter on 8/17 at Los Angeles-AL, going 2-3 with a double ... drew a game-winning, bases-loaded walk in the 10th inning on 8/24 at Seattle.

■ Hit his first career pinch-hit home run (off Justin Wilson) on 9/27 at New York-AL, accounting for the Sox only run.

## 2014 SEASON

- Appeared in just 46 games with Chicago due to a torn labrum in his left shoulder suffered on 4/9 at Colorado.
- Made all 46 of his starts in right field ... started 38 of the club's final 40 games after returning from the disabled list on 8/16.
- Went 2-4 in his first Opening Day start vs. Minnesota.
- Recorded his first multihomer game and collected a career-high four hits on 4/8 at Colorado.
- Left the game on 4/9 at the Rockies in the sixth inning after suffering a torn labrum and avulsion fracture in his left shoulder attempting to make a diving catch in right field.
- Was placed on the disabled list on 4/10 and underwent surgery on 4/15 at Rush Oak Park Hospital ... was transferred to the 60-day disabled list on 4/27.
- Was sent on an injury rehabilitation assignment to Class AAA Charlotte on 8/1, where he hit .340 (17-50) in 13 games ... was returned from his injury rehab assignment and reinstated from the 60-day disabled list on 8/16.
- Started in right field and hit cleanup on 8/16 vs. Toronto, going 2-4 with a double, RBI and run scored ... homered and matched a career high with three RBI on 8/20 vs. Baltimore.
- Hit a game-winning, two-run single in the bottom of the eighth inning on 9/10 vs. Oakland.
- Recorded his second career multihomer game on 9/21 at Tampa Bay (442 and 468-foot solo shots off Nathan Karns).
- Played for Aragua in the Venezuelan Winter League, batting .312 (39-125) with eight doubles, two triples, five home runs and 22 RBI in 34 games.

## 2013 SEASON

- Batted .283 (69-244) with seven home runs, 31 RBI and 31 runs scored in 72 combined games with Chicago and Detroit.
- Appeared in 42 games with the Sox after being acquired in a three-team trade with Boston and Detroit on 7/30 (acquisition recommended by Alan Regier and Bill Young).
- The White Sox also received pitchers Frankie Montas and J.B. Wendelken and infielder Cleuluis Rondon from Boston ... the Tigers received infielder Jose Iglesias (Boston), and the Red Sox acquired pitchers Jake Peavy (White Sox) and Brayan Villarreal (Detroit).
- Started 60 games, including 36 in right field and 22 in CF.
- Recorded a .310 average (53-171) vs. right-handers, .318 (21-66) with RISP and .343 (12-35) with RISP/two outs.
- Batted .304 (49-161) in the second half ... ranked eighth in the AL with a .354 average (28-79) in August.
- Began the season on the disabled list with a right foot contusion ... appeared in six games at Class A Lakeland before being reinstated and optioned to Class AAA Toledo on 6/19.
- Was recalled from Toledo on 5/13 ... hit his first career home run on 5/15 vs. Houston (off Dallas Keuchel).
- Was optioned back to the Mudhens on 6/14, recalled for the second time on 6/17 and optioned back on 6/19.
- Was recalled by the White Sox on 8/9 ... led Chicago with a .304 average (49-161) from 8/9-end of the season ... appeared in 36 games (34 starts) in right field and eight (seven) in center.
- Batted .349 (30-86) with two homers and 11 RBI in his first 23 games with Chicago.
- Recorded a career-high, 11-game hitting streak from 8/13-24 (.364, 16-44) ... homered in consecutive games for the first time on 8/28 vs. Houston and 8/30 at Boston.
- Hit a combined .378 (75-198) with five triples, nine home runs, 46 RBI and 38 runs scored over 47 games between Class A Lakeland, Class AAA Toledo and Charlotte.
- Entered the season ranked by *Baseball America* as the No. 2 Prospect and Best Outfield Arm in the Detroit organization.

## 2012 SEASON

- Batted a combined .299 (144-481) with 17 doubles, eight triples, 14 homers, 58 RBI, 78 runs scored and 18 stolen bases in 122 games between Class A Lakeland and Class AA Erie.
- Was recalled from Erie on 8/31 and made his major-league debut that night vs. the White Sox as a defensive substitute ... collected his first hit on 9/1, a single off Francisco Liriano.
- Went 6-23 (.261) with four RBI over 12 postseason games ... his three pinch hits were a Tigers postseason record.
- Collected his first postseason hit in Game 4 of the ALDS at Oakland, joining Ty Cobb as the only Tigers players 21-or-younger to record a hit in the postseason.
- Became the first Tigers rookie to record a postseason extra-base hit (double), RBI and stolen base in the same game in Game 4 of the ALCS vs. the Yankees.
- Joined the Yankees Brian Doyle (1978), St. Louis' Dmitri Young (1996), Baltimore's Melvin Mora (1999) and Atlanta's Steve Torrealba (2001) as the only non-pitchers to collect an extra-base hit in the postseason before doing so in the regular season (Elias).
- Was named by *Baseball America* as the No. 2 Prospect, Best Power Hitter and Best Outfield Arm in the Tigers organization.

## 2011 SEASON

- Ranked third on Lakeland in hits (129) and home runs (11) and tied for third in RBI (56).
- Was named by *Baseball America* following the season as the 10th-Best Prospect, Best Defensive Outfielder and Best Outfield Arm in the Tigers organization.
- Appeared in nine games with Anzoategui in the VWL.

## 2010 SEASON

- Spent the entire season with Class A West Michigan.
- Was rated by *Baseball America* following the season as the No. 9 Prospect in the Tigers organization.
- Played in five games with Anzoategui in the VWL.

## 2009 SEASON

- Played 84 games between Lakeland and West Michigan.
- Began the season with Lakeland before his contract was transferred to West Michigan on 5/14.
- Was tabbed by *Baseball America* after the season as the No. 17 prospect in the Tigers organization.
- Appeared in five games with Anzoategui in the VWL.

## 2008 SEASON

- Was named the Venezuelan Summer League Tigers Player of the Year in his professional debut.
- Tied for fourth in the VSL in home runs (seven) and total bases (110) and ranked fifth in slugging percentage (.449).
- Compiled an 18-game hitting streak from 7/5-25 (.406, 26-69), the third-longest in the VSL.

## COMMUNITY INVOLVEMENT

- In 2015, visited with members of the Leukemia and Lymphoma Society, greeted patients at Comer Children's Hospital as part of Sox Serve Week and participated in the Comer Teen Program.

## MISCELLANEOUS/PERSONAL

- Married Anakarina ... has one daughter: Annarella.
- Twitter: @AvisailGarica.
- Has played for Caribes de Anzoategui in the Venezuelan Winter League ... the club is owned by fellow countryman and former White Sox All-Star outfielder Magglio Ordonez.

FRONT OFFICE  
 FIELD STAFF  
 PLAYERS  
 OPPONENTS  
 2015 REVIEW  
 HISTORY  
 RECORDS  
 MINOR LEAGUES  
 MEDIA/MISC.

### CAREER PLAYING RECORD

YEAR	CLUB	AVG	G	AB	R	H	TB	2B	3B	HR	RBI	SH	SF	HB	BB	SO	SB	CS	OBP	SLG	E
2008	VSL Tigers	.298	63	245	33	73	110	12	2	7	34	0	1	2	15	39	7	5	.342	.449	8
2009	West Michigan	.264	81	299	36	79	97	11	2	1	31	0	4	4	8	70	8	7	.289	.324	10
	Lakeland	.250	3	8	1	2	2	0	0	0	0	0	0	0	2	0	0	0	.250	.250	0
2010	West Michigan	.281	125	494	58	139	176	17	4	4	63	0	5	5	20	113	20	4	.313	.356	6
2011	Lakeland	.264	129	488	53	129	190	16	6	11	56	0	3	6	18	132	18	5	.297	.389	8
2012	Lakeland	.289	67	266	47	77	119	8	5	8	36	0	5	5	11	57	11	4	.324	.447	7
	Erie	.312	55	215	31	67	100	9	3	6	22	0	0	4	7	38	7	4	.345	.465	0
	DETROIT	.319	23	47	7	15	15	0	0	0	3	0	0	1	3	10	3	2	.373	.319	0
2013	Lakeland	.417	6	24	9	10	17	0	2	1	4	0	0	0	4	1	2	0	.500	.708	0
	Toledo	.374	33	147	23	55	79	7	1	5	23	0	1	8	32	4	2	4	.410	.537	2
	DETROIT	.241	30	83	12	20	31	3	1	2	10	0	1	0	4	21	0	1	.273	.373	1
	Charlotte	.370	8	27	6	10	15	0	1	1	9	0	0	1	4	4	0	0	.469	.556	0
	WHITE SOX	.304	42	161	19	49	72	4	2	5	21	0	1	1	5	38	3	2	.327	.447	2
2014	WHITE SOX	.244	46	172	19	42	71	8	0	7	29	0	2	2	14	44	4	1	.305	.413	2
	Charlotte	.340	13	50	9	17	23	3	0	1	3	0	0	2	1	16	0	0	.377	.460	0
2015	WHITE SOX	.257	148	553	66	142	202	17	2	13	59	0	4	8	36	141	7	7	.309	.365	3
<b>MINOR TOTALS</b>		<b>.291</b>	<b>583</b>	<b>2263</b>	<b>306</b>	<b>658</b>	<b>928</b>	<b>83</b>	<b>26</b>	<b>45</b>	<b>281</b>	<b>0</b>	<b>18</b>	<b>30</b>	<b>96</b>	<b>504</b>	<b>78</b>	<b>31</b>	<b>.326</b>	<b>.410</b>	<b>41</b>
<b>SOX TOTALS</b>		<b>.263</b>	<b>236</b>	<b>886</b>	<b>104</b>	<b>233</b>	<b>345</b>	<b>29</b>	<b>4</b>	<b>25</b>	<b>109</b>	<b>0</b>	<b>7</b>	<b>11</b>	<b>55</b>	<b>223</b>	<b>14</b>	<b>10</b>	<b>.312</b>	<b>.389</b>	<b>7</b>
<b>MLB TOTALS</b>		<b>.264</b>	<b>289</b>	<b>1016</b>	<b>123</b>	<b>268</b>	<b>391</b>	<b>32</b>	<b>5</b>	<b>27</b>	<b>122</b>	<b>0</b>	<b>8</b>	<b>12</b>	<b>62</b>	<b>254</b>	<b>14</b>	<b>13</b>	<b>.311</b>	<b>.385</b>	<b>8</b>

### CAREER TRANSACTIONS

- Signed by Detroit as a free agent (7/6/07).
- On Class A Lakeland disabled list with a strained left hamstring (5/23-31/12).
- On Detroit disabled list with a right foot contusion (3/22-4/30/13); included a rehabilitation assignment to Class A Lakeland (4/25-30/13).
- Traded by Detroit to the White Sox as part of a three-team trade including Boston (7/30/13).
- On White Sox disabled list with torn labrum in left shoulder (4/10-8/16/14); included rehab assignment to Class AAA Charlotte (8/1-16/14).

### CAREER FIELDING STATISTICS

POSITION	PCT	G	GS	TC	PO	A	E	DP	POSITION	PCT	G	GS	TC	PO	A	E	DP
Right Field	.984	235	221	439	410	22	7	4	Center Field	.980	33	22	51	50	0	1	0
Left Field	1.000	5	3	11	10	1	0	1									

### CAREER GAME BESTS AND HOME RUN INFORMATION

**HITS** — 4 (2x, last 7/8/15 vs. Tor.) ... **HR** — 2 (3x, last 8/10/15 vs. LAA) ... **RBI** — 4 (2x, last 8/10/15 vs. LAA)  
**RUNS** — 2 (13x, last 8/22/15 at Sea.) ... **SB** — 1 (14x, last 9/3/15 at Min.) ... **HITTING STREAK** — 11 games (8/13-24/13)

**GAME-ENDING HOME RUNS** — NONE ... **GRAND SLAMS** — NONE  
**MULTIHOMEER GAMES** — 3 (last 8/10/15 vs. LAA) ... **PINCH-HIT HOME RUNS** — 1 (9/27/15 at NYY)  
**INSIDE-THE-PARK HOME RUNS** — NONE ... **LEADOFF HOME RUNS** — NONE

### DIVISION SERIES RECORD

YEAR	CLUB	AVG	G	AB	R	H	TB	2B	3B	HR	RBI	SH	SF	HB	BB	SO	SB	CS	OBP	SLG	E
2012	Det. vs. Oak.	.143	5	7	0	1	1	0	0	0	1	0	0	0	1	2	0	0	.250	.143	0

### LEAGUE CHAMPIONSHIP SERIES RECORD

YEAR	CLUB	AVG	G	AB	R	H	TB	2B	3B	HR	RBI	SH	SF	HB	BB	SO	SB	CS	OBP	SLG	E
2012	Det. vs. NYY	.455	4	11	0	5	6	1	0	0	3	0	0	0	0	1	1	0	.455	.545	0

### WORLD SERIES RECORD

YEAR	CLUB	AVG	G	AB	R	H	TB	2B	3B	HR	RBI	SH	SF	HB	BB	SO	SB	CS	OBP	SLG	E
2012	Det. vs. S.F.	.000	3	5	0	0	0	0	0	0	0	0	0	0	1	2	0	0	.167	.000	0







# LEURY GARCIA

# 28

## INFIELDER

**Given Name:** Leury (lay-OH-ree) Garcia

**Bats:** Switch **Throws:** Right

**Height:** 5-8 **Weight:** 170

**Opening Day Age:** 25 (March 18, 1991)

**Birthplace/Residence:** Santiago, Dominican Republic

**First Pro Contract:** Texas Rangers, signed as free agent, December 5, 2007.

**Sox Acquisition:** Obtained from Texas as the player to be named later in exchange for Alex Rios and cash considerations, August 11, 2013.

**Major League Service:** One year, 170 days.

**Contract Status:** Signed through 2016.

### 2015 SEASON

- Appeared in 17 games (three stints) with the White Sox ... played four games in center field, two in left, three at shortstop, two at second base and one at pitcher ... was recalled from Class AAA Charlotte three times: 7/23, 8/2 and 9/1.
- Made his second career pitching appearance on 4/16 vs. Oakland, allowing one hit with one strikeout (Jason Pridie) over 1.0 scoreless IP ... became the first White Sox position player to pitch twice with the club since Wayne Nordhagen in 1979.
- Alexei Ramirez pitched the ninth inning vs. the Athletics, marking the second time in franchise history two position players pitched in the same game (Elias) ... Frank Isbell and Sam Mertes pitched on 9/28-2/1902 vs. the St. Louis Browns.
- Hit a game-ending single in the bottom of the ninth on 10/3 vs. Detroit (second career game-ending hit, 7/2/14 vs. LAA).
- Ranked third in the International League in steals (30).
- Hit .333 (45-135) vs. left-handers, .327 (32-98) in the second half and .330 (58-176) at home.
- Eclipsed the .300 mark in three different months (.330 in May, .324 in July and .310 in August) ... recorded three seven-game hitting streaks: 4/21-29, 6/3-9 and 7/16-22.
- Recorded four-hit efforts on 5/2 vs. Scranton/Wilkes-Barre, 5/19 at Scranton and 5/29 vs. Lehigh Valley ... hit his first homer (three-run shot) on 5/26 vs. Columbus.
- Hit safely in seven of his last eight games with the Knights.
- Connected on a game-tying, inside-the-park home run for the Dominican Republic during the Caribbean World Series.

### 2014 SEASON

- Spent his first full season in the major leagues ... appeared in 15 games (11 starts) at third base, 14 (11) at second, 14 (eight) in center field, nine (three) at shortstop, three (none) in right, two (one) in left and one game at pitcher.
- Ranked fourth on the club with 11 stolen bases ... entered 18 games as a pinch runner, scoring four runs with seven steals.
- Hit .269 (7-26) in April (.143 over the remainder of 2014).
- Scored the game-ending run on a wild pitch on 4/2 vs. Minnesota after reaching base on a bunt single.
- Suffered the loss in his first career pitching appearance on 4/16 vs. Boston (2 ER/1.0 IP) ... retired the first two batters in the 14th inning before walking consecutive hitters and surrendering a game-winning, two-run double to Jackie Bradley Jr.
- Was the first White Sox position player to pitch since Casper Wells on 6/28/13 vs. Cleveland.
- Went 2-3 on 6/4 at Los Angeles-NL, including his first career home run, a solo shot off Josh Beckett.
- Connected on a game-ending, RBI single in the bottom of the ninth inning on 7/2 vs. the Angels ... recorded a RBI in three straight games from 7/11-13.
- Started five straight games from 8/5-9 (three in center and one each at second and third).
- Played for Puerto Rico in the Caribbean World Series.

### 2013 SEASON

- Spent time with Texas, Class AAA Round Rock, Class AAA Charlotte and the White Sox.
- Made the Rangers Opening Day roster ... appeared in 12 games at second base, four at shortstop and four at third.
- Made his major-league debut on 4/6 vs. Los Angeles-AL ... recorded his first hit on 4/13 at Seattle (off Joe Saunders) and his first triple on 4/14 at Seattle.
- Was acquired by the White Sox on 8/11 as the player to be named later to complete the 8/9 trade that sent outfielder Alex Rios and cash considerations to Texas (acquisition recommended by Bill Scherrer and Paul Provas).
- Was optioned to Charlotte and recalled by the Sox on 8/22.
- Hit a pinch single in his Sox debut on 8/23 vs. Texas ... made his first start as the second baseman on 8/27 vs. Houston.
- Matched a season high with three hits on 9/11 vs. Detroit.
- Hit a combined .265 (59-223) with four triples, four home runs, 20 RBI and 15 steals between Round Rock and Charlotte.
- Entered the season ranked by *Baseball America* as the No. 20 Prospect, Fastest Baserunner and Best Infield Arm in the Texas organization.
- Played with Cibao in the Dominican Winter League.
- Made one appearance (0-1) as a pinch hitter for the Dominican Republic in the World Baseball Classic.

### 2012 SEASON

- Ranked fourth in the Texas system with 31 steals and ninth with a .292 average ... tied for the Texas League lead in sacrifice hits (9), ranked second in triples and fifth in stolen bases.
- Began the season with a 16-game road hitting streak (.353, 24-68), third-longest in the TL during the season.
- Hit a 10th inning, game-ending home run in Game 2 of the South Division Championship Series vs. Corpus Christi.
- Appeared in 37 games for Cibao of the DWL, batting .285 (41-144) with two homers, 10 RBI and 16 runs scored.
- Ranked among DWL playoff leaders in on-base percentage (2nd, .425), batting average (3rd, .354) and hits (T4th, 23).
- Entered 2012 ranked by *Baseball America* as the Fastest Baserunner and Possessing the Best Infield Arm.

### 2011 SEASON

- Ranked second on Class A Myrtle Beach in stolen bases (30), third in hits (113) and runs scored (65).
- Was named Carolina League Player of the Month in June after batting .342 (38-111) with 14 RBI and 10 stolen bases.
- Batted .361 (30-83) with six doubles, two triples, three home runs, 12 RBI, seven stolen bases and 18 runs scored in 20 games for Surprise of the Arizona Fall League.
- Posted a 10-game hitting streak to begin the AFL season.
- Appeared in eight games for Cibao of the DWL.
- Was ranked by *Baseball America* following the season as the 11th-best prospect in the Texas organization.

**2010 SEASON**

- Batted a combined .273 (103-377) with seven doubles, four triples, three home runs, 24 RBI, 51 stolen bases and 62 runs scored over 95 games with AZL Rangers and Class A Hickory.
- Led the Texas organization in stolen bases (51) despite missing a month of the season with a right shoulder strain.
- Spent two rehabilitation stints with the AZL Rangers.
- Ranked fourth in the South Atlantic League with 47 stolen bases in 56 attempts (83.9 percent).

**2009 SEASON**

- Was rated by *Baseball America* as the Top Defensive Shortstop in the South Atlantic League.

**2008 SEASON**

- Made his professional debut with the AZL Rangers.

**MISCELLANEOUS/PERSONAL**

- Married Aisa Furcal ... has one daughter: Leila.
- Twitter: @leurygarcia1 ... attended Liceo Ercilia Pepin School in San Francisco de Macoris, D.R.

**CAREER PLAYING RECORD**

YEAR	CLUB	AVG	G	AB	R	H	TB	2B	3B	HR	RBI	SH	SF	HB	BB	SO	SB	CS	OBP	SLG	E
2008	AZL Rangers	.209	41	129	17	27	36	3	3	0	14	4	3	0	8	40	12	3	.250	.279	21
2009	Hickory	.232	83	276	28	64	79	6	3	1	18	9	1	4	18	64	19	6	.288	.286	42
2010	AZL Rangers	.500	6	18	5	9	11	2	0	0	2	0	0	0	4	4	2	.591	.611	2	0
	Hickory	.262	89	359	57	94	116	5	4	3	22	8	1	1	23	57	47	9	.307	.323	30
2011	Myrtle Beach	.256	109	442	65	113	151	19	5	3	38	8	0	4	28	100	30	12	.306	.342	37
2012	Fresno	.292	100	377	55	110	150	12	11	2	30	9	3	5	22	79	31	7	.337	.398	15
2013	TEXAS	.192	25	52	8	10	12	0	1	0	1	2	0	0	3	16	1	0	.236	.231	1
	Round Rock	.264	47	193	31	51	79	8	4	4	19	1	0	0	14	53	12	4	.314	.409	8
	Charlotte	.267	8	30	3	8	9	1	0	0	1	0	0	1	1	8	3	0	.313	.300	4
	WHITE SOX	.204	20	49	2	10	11	1	0	0	1	0	0	4	18	6	2	.259	.224	1	0
2014	WHITE SOX	.166	73	145	13	24	30	3	0	1	6	4	1	0	5	48	11	1	.192	.207	6
2015	Charlotte	.298	90	349	57	104	138	19	3	3	31	9	3	4	20	66	30	12	.340	.395	20
	WHITE SOX	.214	17	14	0	3	3	0	0	0	1	0	0	0	1	7	1	0	.267	.214	1
<b>MINOR TOTALS</b>		<b>.267</b>	<b>573</b>	<b>2173</b>	<b>318</b>	<b>580</b>	<b>769</b>	<b>75</b>	<b>33</b>	<b>16</b>	<b>175</b>	<b>48</b>	<b>11</b>	<b>19</b>	<b>138</b>	<b>471</b>	<b>188</b>	<b>55</b>	<b>.315</b>	<b>.354</b>	<b>179</b>
<b>SOX TOTALS</b>		<b>.178</b>	<b>208</b>	<b>208</b>	<b>15</b>	<b>37</b>	<b>44</b>	<b>4</b>	<b>0</b>	<b>1</b>	<b>8</b>	<b>4</b>	<b>2</b>	<b>0</b>	<b>10</b>	<b>73</b>	<b>18</b>	<b>3</b>	<b>.214</b>	<b>.212</b>	<b>8</b>
<b>MLB TOTALS</b>		<b>.181</b>	<b>137</b>	<b>260</b>	<b>23</b>	<b>47</b>	<b>56</b>	<b>4</b>	<b>1</b>	<b>1</b>	<b>9</b>	<b>6</b>	<b>2</b>	<b>0</b>	<b>13</b>	<b>89</b>	<b>19</b>	<b>3</b>	<b>.218</b>	<b>.215</b>	<b>9</b>

**CAREER TRANSACTIONS**

- Signed by Texas as a free agent (12/5/07).
- On Class A Hickory disabled list with a right shoulder sprain (6/27-8/10/10).
- On Class A Myrtle Beach disabled list with a left shoulder sprain (8/15-30/11).
- On Class AA Frisco disabled list with a right hip strain (4/27-5/12/12).
- Sent to the White Sox by Texas as the player to be named later (8/11/13) in exchange for Alex Rios and cash considerations (8/9/13).
- On Class AAA Charlotte disabled list with a strained right elbow (6/24-7/5/15).

**CAREER FIELDING STATISTICS**

POSITION	PCT	G	GS	TC	PO	A	E	DP	POSITION	PCT	G	GS	TC	PO	A	E	DP
Second Base	.965	37	26	143	48	90	5	28	Right Field	1.000	3	0	1	1	0	0	0
Third Base	.974	21	13	38	10	27	1	1	Left Field	1.000	4	1	1	1	0	0	0
Center Field	.968	24	13	31	29	1	1	0	Pitcher	—	2	0	0	0	0	0	0
Shortstop	.933	19	7	30	6	22	2	3									

**CAREER GAME BESTS AND HOME RUN INFORMATION**

**HITS** — 3 (2x, last 9/11/13 vs. Det.) ... **HR** — 1 (6/4/14 at LAD) ... **RBI** — 1 (7x, last 10/3/15 vs. Det.)  
**RUNS** — 4 (5/12/13 at Hou.) ... **SB** — 2 (2x, last 7/13/14 at Cle.) ... **HITTING STREAK** — 4 games 9/15-20/13  
**GAME-ENDING HOME RUNS** — NONE ... **GRAND SLAMS** — NONE ... **MULTIHOME HOME RUNS** — NONE  
**PINCH-HIT HOME RUNS** — NONE ... **INSIDE-THE-PARK HOME RUNS** — NONE ... **LEADOFF HOME RUNS** — NONE

**White Sox In The World Baseball Classic**

Player	Country	Year	AVG	G	AB	R	H	TB	2B	3B	HR	RBI	BB	SO	SB	CS	OBP	SLG	OPS	E
Castillo, Javier	Panama	2006	.000	2	3	1	0	0	0	0	0	0	0	0	0	0	.000	.000	.000	0
Castillo, Javier	Panama	2009	.375	2	8	0	3	4	1	0	0	0	0	2	0	0	.375	.500	.875	1
Cintron, Alex	Puerto Rico	2006	.333	6	24	5	8	11	0	0	1	4	0	2	0	0	.333	.458	.792	3
De Azza, Alejandro	Dom. Rep.	2013	.208	8	24	1	5	7	2	0	0	3	2	8	1	0	.296	.292	.588	0
Garcia, Leury	Dom. Rep.	2013	.000	1	1	0	0	0	0	0	0	0	0	1	0	0	.000	.000	.000	1
Gonzalez, Andy	Puerto Rico	2013	.130	8	23	0	3	4	1	0	0	3	1	3	0	0	.167	.174	.341	0
Nieto, Adrian	Spain	2013	.000	2	6	0	0	0	0	0	0	0	0	2	0	0	.000	.000	.000	0
Rios, Alex	Puerto Rico	2013	.179	9	28	7	5	8	0	0	1	2	4	5	1	1	.343	.286	.629	1
Rivera, Ruben	Panama	2006	.300	3	10	1	3	7	1	0	1	3	1	3	0	0	.364	.700	1.064	0
Pitcher	Country	Year	W-L	ERA	G	GS	CG	SHO	SV	IP	H	R	ER	HR	HB	BB	SO	WHIP	HLD	
Crain, Jesse	Canada	2013	DID NOT PITCH DUE TO INJURY																	
Garcia, Freddy	Venezuela	2006	1-0	1.23	2	2	0	0	0	7.1	5	1	1	0	0	2	11	.095	0	
Rienzo, Andre	Brazil	2013	0-1	3.86	1	1	0	0	0	4.2	4	1	2	2	0	0	4	2	1.71	0
Thornton, Matt	United States	2009	0-0	7.71	5	0	0	0	0	4.2	4	4	4	1	0	1	5	1.07	1	
Vazquez, Javier	Puerto Rico	2006	1-0	2.25	2	2	0	0	0	8.0	6	2	2	2	2	2	7	1.00	0	



# JORDAN GUERRERO

# 81

**LEFT-HANDED PITCHER**

**NON-ROSTER INVITEE**

**Given Name:** Jordan Andrew Guerrero

**Bats:** Left **Throws:** Left

**Height:** 6-3 **Weight:** 195

**Opening Day Age:** 21 (March 31, 1994)

**Birthplace/Residence:** Oxnard, Calif./Simi Valley, Calif.

**First Pro Contract:** White Sox.

**Sox Acquisition:** Selected in 15th round, June 2012 First-Year Player Draft.

**Major League Service:** None.

**Contract Status:** Signed through 2016.

## 2016 SEASON

- Enters the season rated by *Baseball America* as the No. 8 Prospect and Possessing the Best Slider in the White Sox organization.

## 2015 SEASON

- Split the season between Class A Kannapolis and Class A Winston-Salem, going 13-4 with a 3.08 ERA (51 ER/149.0 IP) and 148 strikeouts ... surrendered just seven home runs.
- Led all White Sox farmhands in strikeouts, tied for the organizational lead in wins and ranked fourth in strikeouts.
- Opened the season with the Intimidators, making nine starts ... allowed one run or less in seven of his outings.
- Went 4-0 with a 1.97 ERA (7 ER/32.0 IP) at home ... allowed just two earned runs over 26.0 IP in April (four starts).
- Limited right-handers to a .194 average (30-155).
- Opened the season with 14.0 consecutive scoreless IP from 4/9-22 ... recorded six wins over a span of seven starts from 4/15-5/22 with the Dash.
- Earned South Atlantic League Pitcher of the Week honors for the periods of 4/9-20 and 5/11-17.
- Did not allow a run over 20.0 straight IP from 5/4-22.
- Was on the Kannapolis disabled list from 5/23-6/1 with a strain in his right quad.
- Was promoted to Winston-Salem on 6/3 ... lefties hit .235 (20-85) and right-handers batted .241 (62-257).
- Worked at least 7.0 IP six times and 8.0-plus IP four times ... earned Carolina League Pitcher of the Week honors for the period of 8/3-9 (1-0; 7.0 scoreless IP).
- Went 3-0 with a 1.29 ERA (4 ER/28.0 IP) in August.
- Allowed three runs or less in each of his final eight starts ... six of the outings were quality starts.

## 2014 SEASON

- Spent the entire season with Kannapolis, appearing in 27 games (nine starts).
- Went 4-0 with a 2.75 ERA (12 ER/39.1 IP) and 39 strikeouts over 14 road appearances.
- Was 4-0 with a 2.65 ERA (11 ER/37.1 IP) and 48 strikeouts in 18 relief outings ... struck out 48 and allowed just one homer.
- Opponents hit just .207 (19-92) with RISP and .209 (9-43) with RISP/two outs.
- Opened the season pitching out of the bullpen before making nine starts over his final 13 appearances from 6/26-9/1 ... allowed two earned runs or less in seven of his starts.
- Recorded a six-game winning streak from 4/23-7/6.

## 2013 SEASON

- Made just five starts with Advanced Rookie Bristol, going 0-3 with a 4.26 ERA (12 ER/25.1 IP).
- Allowed three earned runs or less in four of his five starts.
- Worked 7.0 scoreless IP on 7/13 vs. Johnson City, his second-to-last appearance of the season.

## 2012 SEASON

- Made his professional debut with Bristol, appearing in seven games out of the bullpen.
- Ranked by *Baseball America* as Possessing the Best Secondary Pitch in the White Sox draft class.
- Was recommended/signed by Gary Woods.

## MISCELLANEOUS/PERSONAL

- Single ... Twitter: @guerrero\_jordan.
- Is a 2012 graduate of Moorpark (Calif.) High School.
- Threw a no-hitter in March of his junior season ... struck out 77 over 52.0 IP in his senior season and 72 in 57.1 IP as a junior ... recorded a .333 average as a junior and a .392 mark as a senior.
- Played on the Moorpark football team for three seasons.

## CAREER PLAYING RECORD

YEAR	CLUB	W-L	PCT	ERA	G	GS	CG	SHO	SV	IP	H	R	ER	HR	HB	BB-I	SO	WP	BK	AVG
2012	Bristol	0-1	.000	3.00	7	0	0	0	0	9.0	10	3	3	0	0	4-0	6	1	0	.294
2013	Bristol	0-3	.000	4.26	5	5	0	0	0	25.1	31	15	12	4	0	5-0	15	1	0	.304
2014	Kannapolis	6-2	.750	3.46	27	9	0	0	0	78.0	81	33	30	5	3	27-0	80	4	1	.266
2015	Kannapolis	6-1	.857	2.28	9	9	0	0	0	55.1	42	15	14	1	2	10-0	60	0	0	.214
	Winston-Salem	7-3	.700	3.56	16	16	0	0	0	93.2	82	41	37	6	5	21-0	88	3	0	.240
<b>MINOR TOTALS</b>		<b>19-10</b>	<b>.655</b>	<b>3.31</b>	<b>64</b>	<b>39</b>	<b>0</b>	<b>0</b>	<b>0</b>	<b>261.1</b>	<b>246</b>	<b>107</b>	<b>96</b>	<b>16</b>	<b>10</b>	<b>67-0</b>	<b>249</b>	<b>9</b>	<b>1</b>	<b>.252</b>

## CAREER TRANSACTIONS

- Selected by the White Sox in the 15th round of the First-Year Player Draft (6/12).
- On Class A Kannapolis disabled list with a strained right quad (5/23-6/1/15).
- On Class A Winston-Salem disabled list with left elbow tendinitis (8/23-9/1/15).



# COURTNEY HAWKINS 83

**OUTFIELDER**
**NON-ROSTER INVITEE**
**Given Name:** Courtney James Hawkins

**Bats:** Right **Throws:** Right

**Height:** 6-3

**Weight:** 245

**Opening Day Age:** 22 (November 12, 1993)

**Birthplace/Residence:** Corpus Christi, Texas/Austin, Texas.

**First Pro Contract:** White Sox.

**Sox Acquisition:** Selected in the first round (13th overall), June 2012 First-Year Player Draft.

**Major League Service:** None.

**Contract Status:** Signed through 2016.

## 2016 SEASON

- Enters the season rated by *Baseball America* as the No. 9 Prospect, Best Power Hitter and Possessing the Best Outfield Arm in the White Sox organization.

## 2015 SEASON

- Was limited to just 78 games with Class AA Birmingham due to injuries to his left hand and left foot.
- Hit eight home runs with 38 RBI off right-handers ... batted .252 (61-242) with eight homers and 37 RBI as the left fielder.
- Recorded monthly highs in average (.269), RBI (18), runs scored (16) and walks (10) in May ... average fell from .251 (49-195) in the first half to .229 (24-105) after the break.
- Homered and drove in four runs on 4/18 at Chattanooga ... connected on a grand slam on 5/8 at Montgomery.
- Hit safely in six straight games from 5/7-5/11 (.435, 10-23; 2 HR, 8 RBI) and eight straight from 5/16-23 (.382, 13-34).
- Was on the disabled list from 5/30-6/18 with an injured left hand and from 7/31-rest of the season with plantar fasciitis.
- Entered the season rated by *Baseball America* as the No. 9 Prospect in the White Sox organization ... also tabbed by the same publication as the Best Power Hitter in the system.

## 2014 SEASON

- Led the Carolina League in RBI, ranked second in home runs, third in total bases (202), fourth in slugging percentage (.450) and fifth in extra-base hits (48) at Class A Winston-Salem.
- Was named to the CL mid and postseason All-Star Teams.
- Ranked among the organizational leaders in RBI (2nd), homers (T4th), XBH (T6th), walks (T7th) and total bases (8th).
- Was rated by *Baseball America* as the No. 8 Prospect in the CL following the season.
- Hit .289 (73-245) with seven homers and 27 RBI over 23 April games ... hit safely in eight straight to begin the season ... drove in five on 4/8 and 4/26 at Salem and 6/25 at Frederick.

- Was on the disabled list from 7/3-11 with a concussion.
- Hit safely in 15 of his last 18 games.
- Entered the season ranked by *Baseball America* as the No. 7 Prospect in the White Sox organization.

## 2013 SEASON

- His 19 home runs at Winston-Salem ranked third in the CL.
- Was on the disabled list with a strained left shoulder from 5/2-6/2 ... was named CL Batter of the Week for 6/3-9 after hitting .346 (9-26) with four home runs and 11 RBI.
- Entered the season ranked by *Baseball America* as the No. 1 Prospect, Best Power Hitter and Best Athlete in the system.

## 2012 SEASON

- Combined to hit .284 (65-229) with 15 doubles, three triples, eight home runs, 33 RBI and 11 stolen bases in 59 games between Advanced Rookie Bristol, Class A Kannapolis and Winston-Salem in first professional debut.
- Spent most of 2012 with Bristol before being promoted to Kannapolis on 8/13 ... hit safely in 12 of his 16 games with the Intimidators ... was transferred to Winston-Salem on 8/29.
- Went 5-26 (.192) with two home runs and five RBI with the Dash in the Carolina League playoffs.
- Was ranked by *Baseball America* as the Best Athlete, Best Power Hitter (also Keon Barnum) and having the Best Professional Debut in the Sox draft class.
- Was recommended/signed by Keith Staab.

## MISCELLANEOUS/PERSONAL

- Single ... Twitter: @CHawkins10.
- Is a 2012 graduate of Mary Carroll (Texas) High School.
- Was named a First-Team All-American by *Baseball America* and the Texas Gatorade Player of the Year as a senior in 2012 after hitting .412 with a 0.92 ERA.
- Signed a letter of intent to play baseball at the University of Texas before being drafted by the White Sox.


## CAREER PLAYING RECORD

YEAR	CLUB	AVG	G	AB	R	H	TB	2B	3B	HR	RBI	SH	SF	HB	BB	SO	SB	CS	OBP	SLG	E
2012	Bristol	.272	38	147	25	40	59	8	1	3	16	0	2	3	7	37	8	2	.314	.401	2
	Kannapolis	.308	16	65	11	20	41	5	2	4	15	1	1	1	4	17	3	2	.352	.631	0
	Winston-Salem	.294	5	17	3	5	10	2	0	1	2	1	0	0	0	2	0	1	.294	.588	0
2013	Winston-Salem	.178	103	383	48	68	147	16	3	19	62	0	4	9	29	160	10	5	.249	.384	11
2014	Winston-Salem	.249	122	449	65	112	202	25	4	19	84	1	7	5	53	143	11	3	.331	.450	14
2015	Birmingham	.243	78	300	39	73	123	19	2	9	41	3	2	5	20	100	1	4	.300	.410	5
<b>MINOR TOTALS</b>		<b>.234</b>	<b>362</b>	<b>1361</b>	<b>191</b>	<b>318</b>	<b>582</b>	<b>75</b>	<b>12</b>	<b>55</b>	<b>220</b>	<b>6</b>	<b>16</b>	<b>23</b>	<b>113</b>	<b>459</b>	<b>33</b>	<b>17</b>	<b>.300</b>	<b>.428</b>	<b>32</b>

## CAREER TRANSACTIONS

- Selected by the White Sox in the first round (13th overall) of the First-Year Player Draft (6/12).
- On Class A Winston-Salem disabled list with a left shoulder strain (5/2-6/2/13).
- On Class A Winston-Salem disabled list with a concussion (7/3-11/14).
- On Class AA Birmingham disabled list with an injured third digit on his left hand (5/30-6/18/15).
- On Class AA Birmingham disabled list with plantar fasciitis in his left foot (7/31/15-remainder of season).





# TRAVIS ISHIKAWA

# 64

**INFIELDER****NON-ROSTER INVITEE****Given Name:** Travis Takashi Ishikawa**Bats:** Left**Throws:** Left**Height:** 6-3**Weight:** 220**Opening Day Age:** 32 (September 24, 1983)**Birthplace/Residence:** Seattle, Wash./San Jose, Calif.**First Pro Contract:** San Francisco Giants, selected in the 21st round, June 2002 First-Year Player Draft.**Sox Acquisition:** Signed as a free agent, February 9, 2016.**Major League Service:** Five years.**Contract Status:** Signed through 2016.

## 2015 SEASON

- Combined to hit .206 (13-63) with three doubles, one homer and eight RBI in 44 games with San Francisco and Pittsburgh.
- Opened the season on the Giants disabled list with a lower back strain ... was sent to Class AAA Sacramento and Class AA San Jose on rehab assignments from 4/11-5/25 ... was designated for assignment on 5/25 and outrighted to Sacramento on 5/31.
- His contract was purchased by the Giants on 6/24 ... appeared in six games before being designated on 7/3 and claimed off waivers by the Pirates on 7/5 ... appeared in 38 games with Pittsburgh, including nine starts (five at first base and four in left field) ... went 5-18 (.278) as a pinch hitter.
- Was on the disabled list from 8/23-9/7 with a lower back strain ... appeared in just five games after being reinstated.
- Hit a combined .267 (40-150) with 11 doubles, four home runs and 21 RBI in 39 games between Sacramento, San Jose and Class AAA Indianapolis in the Pirates system.

## CAREER HIGHLIGHTS

- Was a member of San Francisco's World Series championship teams in 2010 and 2014 ... is a career .245 hitter (12-49) with three doubles, one homer and eight RBI in 26 playoff games.
- Hit a game-ending, three-run homer in the bottom of the ninth inning of Game 5 of the 2014 NLCS vs. St. Louis.
- Owns a .273 (45-165) average as a pinch hitter, the third-highest mark among active players.

## 2014 SEASON

- Combined to hit .252 (27-107) with three home runs and 18 RBI over 62 games between Pittsburgh and the Giants.
- Made the Pirates Opening Day roster ... appeared in 15 games before being designated for assignment on 4/19 ... signed with the Giants as a free agent on 4/25.
- Appeared in 71 games with Class AAA Fresno before his contract was purchased by the Giants on 7/29 ... went 7-21 (.333) with six RBI as a pinch hitter.
- Batted .256 (10-39) with one homer and seven RBI in 16 playoff games (14 starts in left field) as the Giants won their third World Series in five years.
- Was 5-13 (.385) with one homer and seven RBI vs. St. Louis in the NLCS ... connected on a series-ending, three-run homer in the ninth inning off Michael Wacha in Game 5.
- Became the fourth player in major-league history (first NL) to hit a walkoff home run that sent his team to the World Series, joining Magglio Ordonez (2006 ALCS), Aaron Boone (2003 ALCS) and Chris Chambliss (1976 ALCS).
- It was the ninth series-clinching home run in major-league playoff history and the first walkoff shot of his career (regular or postseason) ... three of the previous eight also had never hit a game-ending homer: Bill Mazeroski (1960 World Series), Todd Pratt (1999 NLDS) and Chris Burke (2005 NLCS).

## 2013 SEASON

- Spent most of the season in the minor-leagues with Baltimore and the White Sox ... also saw limited major-league action with the Orioles and Yankees.
- Opened the season with Class AAA Norfolk before his contract was purchased by the Orioles on 6/18 ... was designated for assignment on 6/29.
- Was claimed off waivers by the Yankees on 7/7 ... appeared in his only game on 7/8 vs. Kansas City before being designated for assignment on 7/11 and granted his unconditional release.
- Was signed by the White Sox as a minor-league free agent on 7/19 and spent the remainder of the season with Class AAA Charlotte ... appeared in 34 games with the Knights.
- Combined to hit .290 (86-297) with nine home runs and 54 RBI over 83 games between Norfolk and Charlotte.

## 2012 SEASON

- Spent his first season with Milwaukee after signing as a free agent on 12/12/11 ... appeared in 55 games as a pinch hitter, going 13-50 (.260) with two doubles, a triple and eight RBI.
- Homered in back-to-back games on 4/24-25 ... recorded his first career multihomer game and set a career high with five RBI on 5/15 at New York-NL ... hit a solo homer in the fifth inning and a three-run shot in the sixth (both off Dillon Gee).
- Was on the disabled list from 5/26-6/22 with a strained left oblique, including six rehab games with Class AAA Nashville.

## 2011 SEASON

- Appeared in 56 games with Fresno before undergoing season-ending shoulder surgery ... suffered a torn labrum in his right shoulder on 6/12 and missed the rest of the season.

## 2010 SEASON

- Spent the season with the Giants ... ranked seventh among major-league pinch-hitters with a .319 (15-47) average ... batted .354 (23-65) in the first half and .204 (19-93) after the break.
- Hit his first career pinch home run on 4/7 at Houston and his first grand slam on 7/3 at Colorado (off Ubaldo Jimenez).
- Went 2-10 (.200) over 10 postseason games ... recorded his first career postseason hit, a pinch single, in Game 2 of the NLCS at Philadelphia.

## 2009 SEASON

- Ranked eighth among National League rookies in runs (49), ninth in batting average (.261), hits (85) and RBI (39), tied for ninth in home runs (9) and ranked 10th in total bases (126).
- Was named to the Topps Major League All-Rookie Team.
- Became the first Giants rookie to start at first base on Opening Day since J.R. Phillips in 1995.
- Posted a .996 fielding percentage, third-best among NL first basemen ... hit .349 (60-172) with seven home runs and 28 RBI at AT&T Park (.162/2/11 on the road).

- Collected career highs in hits (four) and runs scored (three) on 5/25 vs. Atlanta ... homered in back-to-back games from 6/17-19.
- Recorded a career-high, 10-game hitting streak from 7/2-11, hitting .351 (13-37) with a triple, two homers and four RBI.

**2008 SEASON**

- Appeared in 33 games with the Giants after hitting a combined .299 (121-405) with 35 doubles, three triples, 24 homers and 94 RBI between Class AA Connecticut and Fresno.
- Was recalled by the Giants on 8/13 ... hit his first career home run on 8/17 at Atlanta, a two-run shot off Charlie Morton.
- Batted .296 (16-54) over his last 18 games.

**2007 SEASON**

- Combined to hit .243 (90-371) with 18 doubles, two triples, 16 home runs and 51 RBI over 104 games between Connecticut and Class A San Jose.
- Began the season with Connecticut ... was on the disabled list with a laceration on his right knee from 6/13-28 ... was transferred to San Jose on 6/28.

**2006 SEASON**

- Spent a majority of the season with Connecticut while appearing in 12 games with San Francisco.
- Was recalled by the Giants on 4/17 ... made his major-league debut as a pinch hitter on 4/18 at Arizona.
- Recorded his first career hit on 4/19 at the Diamondbacks, a pinch single off Brandon Webb in the eighth inning.
- Went 3-4 with two doubles and three RBI in his first major-league start on 5/26 vs. Colorado.

**2005 SEASON**

- Spent the entire season with San Jose.
- Hit .317 (32-101) with five home runs and 18 RBI against lefties and .273 (90-330) with 17 homers and 61 RBI vs. RHP.
- Posted a .308 (40-130) average with RISP.

**2004 SEASON**

- Batted a combined .254 (105-414) with 26 doubles, two triples, 16 home runs, and 64 RBI in 113 games between Class A Hagerstown and San Jose.

**2003 SEASON**

- Hit a combined .233 (103-442) with 22 doubles, four triples, six home runs and 53 RBI over 123 games between Hagerstown and Class A Salem-Keizer.

**2002 SEASON**

- Combined to hit .295 (46-156) with six doubles, three triples, two home runs and 27 RBI in 42 games between the Arizona Rookie League Giants and Salem-Keizer.

**MISCELLANEOUS/PERSONAL**

- Married: Rochelle ... has three children: Isaiah, Faith Annabel and Jordan.
- Is a 2002 graduate of Federal Way (Wash.) High School ... led the team to the Washington State 4A baseball title in 2001 and runner-up spot in 2002.

**CAREER PLAYING RECORD**

YEAR	CLUB	AVG	G	AB	R	H	TB	2B	3B	HR	RBI	SH	SF	HB	BB	SO	SB	CS	OBP	SLG	E
2002	AZL Giants	.279	19	68	10	19	30	4	2	1	10	0	0	2	7	20	7	0	.364	.441	5
	Salem-Keizer	.307	23	88	14	27	34	2	1	1	17	1	1	5	22	1	1	.347	.386	12	
2003	Hagerstown	.206	57	194	20	40	54	5	0	3	22	1	1	3	33	69	3	4	.329	.278	5
	Salem-Keizer	.254	66	248	53	63	97	17	4	3	31	0	1	5	44	77	0	0	.376	.391	11
2004	Hagerstown	.256	97	355	59	91	160	19	2	15	54	1	1	11	45	110	10	5	.357	.448	5
	San Jose	.232	16	56	10	13	23	7	0	1	10	0	1	1	10	16	0	0	.353	.411	0
2005	San Jose	.282	127	432	87	122	230	28	7	22	79	2	5	7	70	129	1	4	.387	.532	8
2006	SAN FRANCISCO	.292	12	24	1	7	12	3	1	0	4	0	0	0	1	6	0	0	.320	.500	0
	Connecticut	.232	86	298	33	69	120	13	4	10	42	1	3	3	35	88	0	0	.316	.403	5
2007	Connecticut	.214	48	173	17	37	51	3	1	3	17	0	0	2	17	48	0	0	.292	.295	7
	San Jose	.268	56	198	35	53	109	15	1	13	34	0	1	4	19	78	0	0	.342	.551	7
2008	Connecticut	.291	64	234	34	68	108	16	0	8	48	2	4	2	35	45	10	4	.382	.462	4
	Fresno	.310	48	171	35	53	126	19	3	16	46	0	3	4	14	36	0	1	.370	.737	1
2009	SAN FRANCISCO	.274	33	95	12	26	41	6	0	3	15	0	0	0	9	27	1	0	.337	.432	3
	SAN FRANCISCO	.261	120	326	49	85	126	10	2	9	39	1	2	4	30	89	2	2	.329	.387	3
2010	SAN FRANCISCO	.266	116	158	18	42	62	11	0	3	22	1	1	0	13	29	0	0	.320	.392	0
	Fresno	.251	56	175	21	44	67	14	0	3	18	2	1	4	29	54	3	1	.368	.383	6
2012	Nashville	.222	6	18	1	4	7	3	0	0	5	0	0	0	3	2	0	0	.333	.389	0
	MILWAUKEE	.257	94	152	19	39	65	12	1	4	30	4	1	4	13	42	0	0	.329	.428	2
2013	Norfolk	.316	49	177	29	56	93	16	0	7	31	0	1	1	29	43	1	0	.413	.525	4
	BALTIMORE	.118	6	17	0	2	2	0	0	0	1	0	0	0	1	8	0	0	.167	.118	0
2014	NEW YORK-AL	.000	1	2	0	0	0	0	0	0	0	0	0	0	0	2	0	0	.000	.000	0
	Charlotte	.250	34	120	17	30	45	5	2	23	1	0	4	15	31	0	0	0	.353	.375	0
2015	PITTSBURGH	.206	15	34	2	7	13	1	1	1	3	0	1	0	3	11	0	0	.263	.382	1
	Fresno	.271	71	240	34	65	107	9	0	11	45	0	2	6	24	62	0	0	.349	.446	4
2016	SAN FRANCISCO	.274	47	73	7	20	29	3	0	2	15	0	1	1	6	23	0	0	.333	.397	0
	San Jose	.200	3	10	1	2	3	1	0	0	1	0	1	1	0	3	0	0	.250	.300	0
2017	Sacramento	.271	34	133	17	36	56	8	0	4	19	0	1	2	13	41	0	0	.342	.421	3
	SAN FRANCISCO	.000	6	5	1	0	0	0	0	0	0	0	0	0	1	3	0	0	.167	.000	0
2018	Indianapolis	.286	2	7	1	2	4	2	0	0	1	0	0	0	1	2	0	0	.375	.571	0
	PITTSBURGH	.224	38	58	5	13	19	3	0	1	8	0	0	0	8	17	0	0	.318	.328	1
<b>MINOR TOTALS</b>		<b>.263</b>	<b>962</b>	<b>3395</b>	<b>528</b>	<b>894</b>	<b>1524</b>	<b>206</b>	<b>27</b>	<b>123</b>	<b>553</b>	<b>11</b>	<b>27</b>	<b>63</b>	<b>448</b>	<b>976</b>	<b>36</b>	<b>20</b>	<b>.357</b>	<b>.449</b>	<b>67</b>
<b>A.L. TOTALS</b>		<b>.105</b>	<b>7</b>	<b>19</b>	<b>0</b>	<b>2</b>	<b>2</b>	<b>0</b>	<b>0</b>	<b>0</b>	<b>1</b>	<b>0</b>	<b>0</b>	<b>0</b>	<b>1</b>	<b>10</b>	<b>0</b>	<b>0</b>	<b>.150</b>	<b>.105</b>	<b>0</b>
<b>N.L. TOTALS</b>		<b>.258</b>	<b>481</b>	<b>925</b>	<b>114</b>	<b>239</b>	<b>367</b>	<b>49</b>	<b>5</b>	<b>23</b>	<b>136</b>	<b>6</b>	<b>6</b>	<b>9</b>	<b>84</b>	<b>247</b>	<b>3</b>	<b>2</b>	<b>.324</b>	<b>.397</b>	<b>10</b>
<b>MLB TOTALS</b>		<b>.255</b>	<b>488</b>	<b>944</b>	<b>114</b>	<b>241</b>	<b>369</b>	<b>49</b>	<b>5</b>	<b>23</b>	<b>137</b>	<b>6</b>	<b>6</b>	<b>9</b>	<b>85</b>	<b>257</b>	<b>3</b>	<b>2</b>	<b>.321</b>	<b>.391</b>	<b>10</b>

## CAREER TRANSACTIONS

- Selected by San Francisco in the 21st round of the First-Year Player Draft (6/02).
- On Class AA Connecticut disabled list with a laceration on his right knee (6/13-28/07).
- On San Francisco Bereavement List (6/9-12/09).
- On Class AAA Fresno disabled list with right labrum tear (6/19/11-remainder of season).
- Signed by Milwaukee as a free agent (12/12/11).
- On Milwaukee disabled list with a strained left oblique (5/26-6/22/12); included a rehab assignment to Class AAA Nashville (6/16-22/12).
- Signed by Baltimore as a free agent (12/19/12).
- Claimed by New York-AL off waivers from Baltimore (7/7/13).
- Signed by the White Sox as a free agent (7/17/13).
- Signed by Pittsburgh as a free agent (12/18/13).
- Signed by San Francisco as a free agent (4/25/14).
- On Class AAA Fresno disabled list with a sprained left thumb (5/1-15/14).
- On San Francisco disabled list with a strained back (3/30-5/25/15); included rehab assignments to Class A Sacramento (4/11-22/15 and 5/8-23/15) and Class A San Jose (5/4-8/15).
- Claimed by Pittsburgh off waivers from San Francisco (7/5/15).
- On Pittsburgh disabled list with a strained back (8/20-9/7/15); included a rehab assignment to Class AAA Indianapolis (9/5-7/15).
- Signed by the White Sox as a free agent (2/9/16).

## CAREER FIELDING STATISTICS

POSITION	PCT	G	GS	TC	PO	A	E	DP	POSITION	PCT	G	GS	TC	PO	A	E	DP
First Base	.995	327	202	1958	1803	145	10	179	Left Field	1.000	14	8	12	12	0	0	0
Right Field	—	3	0	0	0	0	0	0									

## CAREER GAME BESTS AND HOME RUN INFORMATION

- HITS** — 4 (5/25/09 vs. Atl.) ... **HR** — 2 (5/15/12 at NYM) ... **RBI** — 5 (5/15/12 at NYM)  
**RUNS** — 3 (5/25/09 vs. Atl.) ... **SB** — 1 (3x, last 7/6/09 vs. Fla.) ... **HITTING STREAK** — 10 games (7/2-11/09)  
**GAME-ENDING HOME RUNS** — NONE ... **GRAND SLAMS** — 1 (7/3/10 at Col.)  
**MULTIHOMER GAMES** — 1 (5/15/12 at NYM) ... **PINCH-HIT HOME RUNS** — 2 (last 9/12/14 vs. LAD)  
**INSIDE-THE-PARK HOME RUNS** — NONE ... **LEADOFF HOME RUNS** — NONE

## WILD CARD GAME RECORD

YEAR	CLUB	AVG	G	AB	R	H	TB	2B	3B	HR	RBI	SH	SF	HB	BB	SO	SB	CS	OBP	SLG	E
2014	S.F. vs. Pit.	.000	1	2	0	0	0	0	0	0	0	0	0	0	1	1	0	0	.333	.000	0

## DIVISION SERIES RECORD


YEAR	CLUB	AVG	G	AB	R	H	TB	2B	3B	HR	RBI	SH	SF	HB	BB	SO	SB	CS	OBP	SLG	E
2010	S.F. vs. Atl.	.000	3	2	1	0	0	0	0	0	0	0	0	0	1	0	0	0	.333	.000	0
2014	S.F. vs. Was.	.182	4	11	1	2	2	0	0	0	0	0	0	0	1	0	0	0	.250	.182	0
<b>TOTALS</b>		<b>.154</b>	<b>7</b>	<b>13</b>	<b>2</b>	<b>2</b>	<b>2</b>	<b>0</b>	<b>0</b>	<b>0</b>	<b>0</b>	<b>0</b>	<b>0</b>	<b>0</b>	<b>2</b>	<b>0</b>	<b>0</b>	<b>0</b>	<b>.267</b>	<b>.154</b>	<b>0</b>

## LEAGUE CHAMPIONSHIP SERIES RECORD

YEAR	CLUB	AVG	G	AB	R	H	TB	2B	3B	HR	RBI	SH	SF	HB	BB	SO	SB	CS	OBP	SLG	E
2010	S.F. vs. Phi.	.250	5	4	0	1	1	0	0	0	0	0	0	1	0	3	0	0	.400	.250	0
2014	S.F. vs. STL	.385	5	13	1	5	10	2	0	1	7	0	0	0	1	3	0	0	.429	.769	0
<b>TOTALS</b>		<b>.353</b>	<b>10</b>	<b>17</b>	<b>1</b>	<b>6</b>	<b>11</b>	<b>2</b>	<b>0</b>	<b>1</b>	<b>7</b>	<b>0</b>	<b>0</b>	<b>1</b>	<b>1</b>	<b>6</b>	<b>0</b>	<b>0</b>	<b>.421</b>	<b>.647</b>	<b>0</b>

## WORLD SERIES RECORD

YEAR	CLUB	AVG	G	AB	R	H	TB	2B	3B	HR	RBI	SH	SF	HB	BB	SO	SB	CS	OBP	SLG	E
2010	S.F. vs. Tex.	.250	2	4	1	1	2	1	0	0	1	0	0	0	1	1	0	0	.400	.500	1
2014	S.F. vs. K.C.	.231	6	13	0	3	3	0	0	0	0	0	0	0	1	4	0	0	.286	.231	0
<b>TOTALS</b>		<b>.235</b>	<b>8</b>	<b>17</b>	<b>1</b>	<b>4</b>	<b>5</b>	<b>1</b>	<b>0</b>	<b>0</b>	<b>1</b>	<b>0</b>	<b>0</b>	<b>0</b>	<b>2</b>	<b>5</b>	<b>0</b>	<b>0</b>	<b>.316</b>	<b>.294</b>	<b>1</b>





# DAN JENNINGS

# 43

## LEFT-HANDED PITCHER

**Given Name:** Daniel Lee Jennings

**Bats:** Left **Throws:** Left

**Height:** 6-3 **Weight:** 210

**Opening Day Age:** 28 (April 17, 1987)

**Birthplace/Residence:** Berkeley, Calif./Palm Beach Gardens, Fla.

**First Pro Contract:** Florida Marlins, selected in the ninth round, June 2008 First-Year Player Draft.

**Sox Acquisition:** Obtained from the Miami Marlins in exchange for pitcher Andre Rienzo, December 11, 2014.

**Major League Service:** Two years, 171 days.

**Contract Status:** Signed through 2016.

### 2015 SEASON

- Recorded career highs in games (53), IP (56.1), strikeouts (46) and holds (four) in his first season with the White Sox.
- Posted a 1.39 ERA (5 ER/32.1 IP) over 30 appearances in the second half, compared to a 7.50 mark (20 ER/24.0 IP) in 23 outings before the break ... his 1.39 ERA in the second half was the second-lowest among American League relievers behind teammate Matt Albers (1.14).
- Registered a sub-3.00 ERA in April (2.70), July (2.53), August (0.00) and September (1.08) ... by contrast, his ERA was 11.77 (17 ER/13.0 IP) from May-June.
- Limited opponents to a .234 average (30-128) at U.S. Cellular Field (.287 mark on the road).

Surrendered three runs over 0.2 IP in his White Sox debut on Opening Day at Kansas City ... made nine consecutive scoreless appearances following his debut from 4/10-5/3, allowing five hits with 10 strikeouts and three holds over 11.0 IP.

His scoreless streak was snapped on 5/7 vs. Detroit (2 ER/1.2 IP) ... surrendered a career-high six runs (three hits and three walks) on 5/9-1 vs. Cincinnati.

Posted his third hold on 5/15 at Oakland (1.2 scoreless IP) ... earned his first win with Chicago on 5/29 at Houston after recording two outs in the 10th ... suffered the loss after allowing a game-ending single to Shin-Soo Choo on 6/4 at Texas.

Was on the disabled list from 6/5-30 with inflammation on the left side of his neck ... appeared in three injury rehabilitation games with Class AAA Charlotte from 6/22-28.

Suffered the loss on 7/18 vs. Kansas City after allowing a game-winning, solo home run to Lorenzo Cain in the 13th inning ... worked a career-high 3.2 IP (49 pitches).

Made seven consecutive scoreless appearances from 8/4-28, allowing seven hits with eight strikeouts over 10.0 IP ... did not allow an earned run (three unearned) over a span of 15 straight outings (15.2 IP) from 8/4-9/14.

Recorded a 1.86 ERA (2 ER/9.2 IP) over his final 12 outings from 9/11-10/4, allowing six hits ... worked 2.0 scoreless IP with three strikeouts on 9/14 vs. Oakland for his second win.

### 2014 SEASON

Tied his career highs in appearances (47) and strikeouts (38) over five stints with Miami: 3/31-5/1, 5/12-13, 5/24-6/18, 6/29-7/31 and 8/1-remainder of the season.

Thirty-eight of his 47 appearances were scoreless ... limited opponents to a .152 average (7-46) with RISP. .200 (4-20) with RISP/two outs and .200 (1-5) with the bases loaded.

Posted a 0.74 ERA (2 ER/24.1 IP) at home and a 2.25 mark (4 ER/16.0 IP) on the road ... his home ERA was the best in baseball among pitchers with at least 20 games.

Made his first career Opening Day roster with the Marlins ... did not allow an earned run in 18.0 IP from 4/20-7/6 ... threw a career-high 2.1 IP on 6/13 vs. Pittsburgh.

Posted a 0.00 ERA (3.0 IP) over six scoreless appearances during interleague play.

Was on the disabled list from 8/8-9/1 with a concussion ... threw 7.1 scoreless IP over four outings with Class A Jupiter and the Gulf Coast League Marlins on a rehab assignment from 8/19-9/1.

Recorded a 1.50 ERA (2 ER/12.0 IP) over his last 17 games of the season.

Was traded by Miami to the White Sox in exchange for right-handed pitcher Andre Rienzo on 12/11 (acquisition recommended by Bill Scherrer and Dave Youkum).

### 2013 SEASON

Appeared in 47 games with Miami after being recalled from New Orleans on 5/27.

Thirty-six of his 47 appearances with the Marlins were scoreless and 22 were hitless ... allowed just one home run over a career-high 40.2 IP.

Went 2-2 with a 2.35 ERA (6 ER/23.0 IP) and 25 strikeouts on the road, compared to 0-2 with a 5.60 ERA (11 ER/17.2 IP) and 13 strikeouts at Marlins Park.

Held right-handers to a .221 average (15-68), compared to a .282 mark (14-85) vs. lefties.

Opponents went just 2-20 (.100) with RISP/two outs.

Recorded a 1.04 ERA (1 ER/8.2 IP) over his last 12 games of the season ... made eight straight scoreless appearances (5.1 IP) from 8/25-9/14.

Suffered his first career loss on 7/2 at Atlanta and charged with his first career blown save on 7/8 vs. the Braves.

Recorded a career-high four strikeouts over 2.0 IP on 9/16 at Philadelphia.

### 2012 SEASON

Made 42 appearances with New Orleans and 22 over two stints with Miami.

Nineteen of his 22 games (with the Marlins) were scoreless, including 10 in a row (7.1 IP) from 8/2-9/30.

Held right-handers to a .206 (7-34) average at the major-league level (lefties batted .282, 11-39).

Made his major-league debut on 4/30 vs. Arizona, tossing 1.0 scoreless IP in relief.

Recorded his first career win and strikeout (Aubrey Huff) on 5/25 vs. San Francisco (1.0 IP) ... earned his first career hold on 5/28 vs. Washington.

Posted a 2.08 ERA (2 ER/8.2 IP) over nine games in April with the Zephyrs.



### 2011 SEASON

- Combined to go 5-4 with a 5.27 ERA (33 ER/56.1 IP), four saves and 56 strikeouts over 45 appearances between Class AA Jacksonville and New Orleans.
- Began the season with the Suns before being promoted to New Orleans on 6/18.
- Posted a 2.81 ERA (5 ER/16.0 IP) over his last 14 games with New Orleans, compared to a 11.66 ERA in his first 10.
- Recorded a 4.50 ERA (6 ER/12.0 IP) and 10 strikeouts over eight appearances for Surprise in the Arizona Fall League.

### 2010 SEASON

- Made 37 appearances with Jacksonville ... went 2-0 with a 1.80 ERA (5 ER/25.0 IP) on the road.
- Opponents batted .042 (1-24) with RISP/two outs.

### 2009 SEASON

- Combined to go 1-2 with a 2.15 ERA (15 ER/62.2 IP), six saves and 69 strikeouts over 45 appearances between Class A Greensboro, Jupiter and Jacksonville.
- Held right-handers to a .211 average (35-166).
- Began the season with Greensboro ... was promoted to Jupiter on 8/6 and to Jacksonville on 8/30.
- Made 13 consecutive scoreless appearances to end the season (13.1 IP).

### 2008 SEASON

- Ranked second on the team in strikeouts (62) and IP (58.2) at Class A Jamestown ... was named to the New York-Penn League All-Star Team.
- Was 1-2 with a 3.18 ERA (16 ER/45.1 IP) in 10 starts during the first half ... posted a 2.93 ERA (9 ER/27.2 IP) with 33 strikeouts over six starts in July.

### COMMUNITY INVOLVEMENT

- In 2015, visited Comer Children's Hospital as part of Sox Serve Week and participated in the Comer Teen Program.

### MISCELLANEOUS/PERSONAL

- Married Courtney ... has one daughter: Brooklyn.
- Attended the University of Nebraska ... went 7-3 with a 3.66 ERA in 43 career games for the Huskers.
- Was named honorable mention All-Big 12 as a junior after going 6-3 with a 3.39 ERA.
- Graduated from Valley High School in West Des Moines, Iowa ... won consecutive state titles in 2004 and 2005.
- Was named First-Team All-State in 2005, posting a 9-0 record with a 0.85 ERA, five shutouts and a perfect game.
- Finished his high school career with a perfect 11-0 record and set a school record with a .482 batting average.

### CAREER PLAYING RECORD

YEAR	CLUB	W-L	PCT	ERA	G	GS	CG	SHO	SV	IP	H	R	ER	HR	HB	BB-I	SO	WP	BK	AVG
2008	Jamestown	1-4	.200	3.53	13	13	0	0	0	58.2	79	31	23	2	1	18-0	62	4	0	.321
2009	Greensboro	1-2	.333	2.74	34	0	0	0	0	49.1	42	21	15	1	0	21-3	54	8	0	.237
	Jupiter	0-0	.000	0.00	8	0	0	0	6	11.2	5	0	0	0	0	4-0	13	1	0	.132
	Jacksonville	0-0	.000	0.00	3	0	0	0	0	1.2	2	0	0	0	0	1-0	2	0	0	.286
2010	Jacksonville	4-2	.667	2.56	37	0	0	0	0	52.2	49	18	15	0	0	26-1	44	9	0	.257
2011	Jacksonville	4-1	.800	3.16	21	0	0	0	2	25.2	26	11	9	1	0	11-0	29	6	0	.265
	New Orleans	1-3	.250	7.04	24	0	0	0	2	30.2	34	24	24	3	0	17-2	27	1	0	.301
2012	New Orleans	1-3	.250	3.14	42	0	0	0	2	51.2	48	19	18	2	0	16-0	48	6	0	.253
	MIAMI	1-0	1.000	1.89	22	0	0	0	0	19.0	18	5	4	2	2	11-1	8	0	0	.247
2013	New Orleans	4-2	.667	1.80	18	0	0	0	1	25.0	19	8	5	1	0	11-1	25	3	0	.209
	MIAMI	2-4	.333	3.76	47	0	0	0	0	40.2	39	17	17	1	0	16-2	38	3	0	.255
2014	New Orleans	0-0	.000	3.38	6	0	0	0	0	8.0	6	4	3	0	0	7-0	9	0	0	.207
	GCL Marlins	0-0	.000	0.00	1	1	0	0	0	1.0	0	0	0	0	0	1-0	1	0	0	.000
	Jupiter	0-0	.000	0.00	3	3	0	0	0	6.0	3	0	0	0	0	0-0	8	1	0	.136
	MIAMI	0-2	.000	1.34	47	0	0	0	0	40.1	45	11	6	3	0	17-1	38	2	0	.281
2015	WHITE SOX	2-3	.400	3.99	53	0	0	0	0	56.1	55	28	25	3	0	24-6	46	4	0	.256
	Charlotte	0-0	.000	3.00	3	0	0	0	0	6.0	6	2	2	0	0	1-0	5	2	0	.250
<b>MINOR TOTALS</b>		<b>16-17</b>	<b>.486</b>	<b>3.13</b>	<b>213</b>	<b>17</b>	<b>0</b>	<b>0</b>	<b>13</b>	<b>328.0</b>	<b>319</b>	<b>138</b>	<b>114</b>	<b>10</b>	<b>1</b>	<b>134-7</b>	<b>327</b>	<b>41</b>	<b>0</b>	<b>.259</b>
<b>N.L. TOTALS</b>		<b>3-6</b>	<b>.333</b>	<b>2.43</b>	<b>0</b>	<b>0</b>	<b>0</b>	<b>0</b>	<b>0</b>	<b>100.0</b>	<b>102</b>	<b>33</b>	<b>27</b>	<b>6</b>	<b>2</b>	<b>44-4</b>	<b>84</b>	<b>5</b>	<b>0</b>	<b>.264</b>
<b>MLB TOTALS</b>		<b>5-9</b>	<b>.357</b>	<b>2.99</b>	<b>169</b>	<b>0</b>	<b>0</b>	<b>0</b>	<b>0</b>	<b>156.1</b>	<b>157</b>	<b>61</b>	<b>52</b>	<b>9</b>	<b>2</b>	<b>68-10</b>	<b>130</b>	<b>9</b>	<b>0</b>	<b>.261</b>

### CAREER TRANSACTIONS

- Selected by Florida in the ninth round of the First-Year Player Draft (6/08).
- On Minor League Baseball suspended list (7/24-27/10).
- On Minor League Baseball restricted list (7/28/10-remainder of the season).
- On Miami disabled list with a concussion (8/8-9/1/14); included rehab assignment to Class A Jupiter and GCL Marlins (8/19-9/1/14).
- Traded by Miami to the White Sox in exchange for pitcher Andre Rienzo (12/11/14).
- On White Sox disabled list with neck inflammation (6/7-30/15); included rehabilitation assignment to Class AAA Charlotte (6/22-30/15).

### CAREER RELIEF BREAKDOWN

- Save Pct.** — Career: 0-4; 2014: 0-2; 2013: 0-2.  
**Holds** — Career: 6; 2015: 4; 2014: 3; 2013: 1; 2012: 2.  
**Inherited Runners/Scored** — Career: 105-37 (35.2); 2015: 38-14; 2014: 29-12 (41.4); 2013: 24-7 (29.2); 2012: 14-4 (28.6).  
**First Batter Efficiency** — Career: 45-152 (.296); 2015: 15-47 (.319); 2014: 12-43 (.279); 2013: 13-43 (.302); 2012: 5-19 (.263).

### CAREER FIELDING STATISTICS

POSITION	PCT	G	GS	TC	PO	A	E	DP
Pitcher	.923	169	0	39	11	25	3	2

### CAREER GAME BESTS

- STRIKEOUTS** — 4 (9/16/13 at Phi., 2.0 IP) ... **INNINGS PITCHED** — 3.2 (7/18/15 vs. K.C.)  
**WINNING STREAK** — NONE ... **CONSECUTIVE SCORELESS IP** — 15.2 (4/26-7/6/14)



# ERIK JOHNSON

# 45

## RIGHT-HANDED PITCHER

**Given Name:** Erik Craig Johnson

**Bats:** Right **Throws:** Right

**Height:** 6-3 **Weight:** 230

**Opening Day Age:** 26 (December 30, 1989)

**Birthplace/Residence:** Mountain View, Calif./Los Altos, Calif.

**First Pro Contract:** White Sox.

**Sox Acquisition:** Selected in the second round, June 2011 First-Year Player Draft.

**Major League Service:** 89 days.

**Contract Status:** Signed through 2016.

### 2015 SEASON

- Spent most of the season with Class AAA Charlotte before making six starts with the White Sox in September.
- Allowed three runs or less in all six outings, including four quality starts ... surrendered at least one homer in each start ... six of his eight home runs allowed were solo shots.
- Opponents went 0-23 with RISP (0-9 with RISP/two outs).
- Was recalled from Charlotte on 9/1 and made his season debut on 9/6 at Kansas City, earning the win (3 ER/6.0 IP).
- Went 3-0 with a 3.52 ERA (9 ER/23.0 IP) and 21 strikeouts over his first four starts from 9/6-21.
- Allowed just two runs on five hits with a career-high matching nine strikeouts over 6.0 IP on 9/21 at Detroit ... suffered his first loss on 9/27 at Yankee Stadium (2 ER/5.2 IP).
- Received a no decision in his final start of the season on 10/3 vs. Detroit despite allowing just two runs over 6.1 IP.
- Was named International League Pitcher of the Year and was selected to the IL mid and postseason All-Star teams with the Knights.
- Led the IL in ERA (2.37), strikeouts (136), WHIP (1.12), strikeouts per 9.0 IP (9.23) and fewest baserunners per 9.0 IP (10.34) ... ranked second in opponents average (.224) and tied for third in wins (11).
- Was 8-4 with a 2.50 ERA (21 ER/75.2 IP) at home, compared to 3-4 with a 2.21 mark (14 ER/57.0 IP) on the road.
- Limited right-handers to a .215 average (54-251) with three home runs while lefties hit .234 (54-231) with two homers.
- Went 3-1 with a 1.03 ERA (4 ER/35.0 IP), 41 strikeouts, .185 opponents average (23-124) and five walks in June.
- Tossed a season-high 8.0 IP on 6/10 at Pawtucket, 6/21 vs. Indianapolis and 8/25 vs. Gwinnett.
- Did not allow an earned run in three consecutive starts from 6/10-21 (22.0 IP) and 7/10-28 (15.0 IP).
- Was named IL Pitcher of the Week for the period of 6/15-21 ... went 2-0 with a 0.00 ERA (0 ER/14.0 IP) and 20 strikeouts.
- Struck out a career-high 11 on 6/16 vs. Pawtucket.
- Went 3-0 with a 1.29 ERA (3 ER/21.0 IP) over his final three starts with the Knights from 8/13-25.

### 2014 SEASON

- Made the White Sox Opening Day starting rotation ... allowed seven runs on 10 hits over 4.2 IP in his season debut on 4/4 at Kansas City.
- Posted a no decision on 4/15 vs. Boston despite allowing one run on three hits with a career-high nine strikeouts over 6.2 IP.
- Earned his first win on 4/20 at Texas (1 ER/5.0 IP) ... allowed four runs over 1.2 IP on 4/25 vs. Tampa Bay ... was optioned to Charlotte on 4/26.
- Registered a complete game in a losing effort on 7/9 at Scranton-Wilkes Barre (7 ER/6.0 IP) ... won three consecutive starts from 7/17-27 (4.96 ERA) ... allowed seven runs on eight hits over 2.2 IP in his final start on 8/12 at Syracuse.

- Was placed on the disabled list on 8/16 with right shoulder inflammation and missed the remainder of the season.
- Entered 2014 ranked by *Baseball America* as the No. 2 Prospect in the White Sox organization ... also tabbed by the same publication as possessing the Best Slider and Best Control in the Sox system.

### 2013 SEASON

- Split the season between Class AA Birmingham, Charlotte and the White Sox ... his contract was purchased by Chicago on 9/3.
- Three of his five starts with the Sox were quality ... allowed three earned runs or less in all five outings ... received an average of 7.16 runs of support (22 RS/27.2 IP) ... Chicago went 3-2 in his starts ... limited right-handers to a .178 average (8-45).
- Suffered the loss in his major-league debut on 9/4 at New York-AL (3 ER/6.0 IP) ... recorded his first strikeout in the first inning (Ichiro Suzuki).
- Marcus Semien also made his debut in that game, marking the first White Sox teammates to make their debuts in the same starting lineup since 8/2/90 at Milwaukee (Frank Thomas and Alex Fernandez).
- Won his final three starts of the season, compiling a 2.50 ERA (5 ER/18.0 IP) with 13 strikeouts.
- Recorded his first victory on 9/16 vs. Minnesota, working 6.0 scoreless IP with eight strikeouts.
- Was named to *Baseball America's* Minor League All-Star Team and the Southern League midseason All-Star Team.
- Went 12-3 with a 1.96 ERA (31 ER/142.0 IP), 131 strikeouts, three complete games, one shutout and a .197 average (100-507) over 24 starts between Birmingham and Charlotte.
- His 1.96 ERA ranked fifth among all full-season minor leaguers ... ranked among the White Sox organizational leaders in ERA (1st), strikeouts (3rd) and wins (T3rd).
- Went 7-1 with a 1.03 ERA (8 ER/69.2 IP) at home between the two stops.
- Began the season with Birmingham, going 2-1 with a 1.44 ERA (5 ER/31.1 IP) over five starts in April.
- Worked at least 7.0 scoreless IP three times ... struck out a season-high 10 over 7.0 scoreless IP on 4/22 vs. Huntsville.
- Threw a 5.0 IP rain-shortened, no-hitter on 6/11 vs. Jacksonville ... tossed a shutout on 6/17 vs. Jackson (5.0 IP).
- Was promoted to Charlotte on 6/23 ... was on the Knights disabled list from 7/4-28 with a strained right groin.
- Went 3-1 with a 1.31 ERA (6 ER/41.1 IP) and 39 strikeouts in his last seven starts with Charlotte before being promoted.
- Entered the season ranked by *Baseball America* as the No. 4 Prospect and Possessing the Best Slider in the organization.

## 2012 SEASON

- Combined to go 6-5 with a 2.53 ERA (26 ER/92.1 IP), 87 strikeouts and a .232 (82-353) opponents average over 17 starts between Class A Kannapolis and Class A Winston-Salem.
- Began the season with Kannapolis, allowing two runs or less in seven of his nine starts ... surrendered just one earned run over 17.2 IP at home.
- Right-handers hit .218 (24-110) ... opposition hit just .170 (8-47) with RISP and .136 (3-22) with RISP/two outs.
- Worked 18.0 consecutive scoreless IP from 6/12-29.
- Was promoted to Winston-Salem on 7/21 and made six quality starts with the Dash.
- Was named Carolina League Pitcher of the Week for 8/6-12 after working 14.0 scoreless IP with 13 strikeouts (two starts).

## 2011 SEASON

- Made his professional debut with Advanced Rookie Great Falls, appearing in two games.
- Was recommended/signed by Adam Virchis.

## MISCELLANEOUS/PERSONAL

- Single.
- Attended the University of California-Berkeley, where he went 7-4 with a 2.83 ERA and 102 strikeouts in 18 starts as a junior, including a trip to the 2011 College World Series.
- Earned honorable mention All Pac-10 honors in 2010.
- Played in the Northwoods League in 2009 and was named the sixth-best prospect by *Baseball America*.
- Is a 2008 graduate of Los Altos (Calif.) High School and was a three-time all-state selection.

## CAREER PLAYING RECORD

YEAR	CLUB	W-L	PCT	ERA	G	GS	CG	SHO	SV	IP	H	R	ER	HR	HB	BB-I	SO	WP	BK	AVG
2011	Great Falls	0-0	.000	4.50	2	0	0	0	0	2.0	4	1	1	0	1	1-0	2	0	0	.444
2012	Kannapolis	2-2	.500	2.30	9	9	0	0	0	43.0	39	15	11	3	2	19-0	39	1	0	.235
	Winston-Salem	4-3	.571	2.74	8	8	0	0	0	49.1	43	19	15	0	1	10-0	48	2	0	.230
2013	Birmingham	8-0	1.000	2.23	14	14	3	1	0	84.2	57	22	21	6	2	21	74	1	0	.189
	Charlotte	4-1	.800	1.57	10	10	0	0	0	57.1	43	13	10	1	3	19-0	57	0	0	.209
	WHITE SOX	3-2	.600	3.25	5	5	0	0	0	27.2	32	16	10	5	1	11-0	18	2	0	.281
2014	WHITE SOX	1-1	.500	6.46	5	5	0	0	0	23.2	27	18	17	1	2	15-1	18	3	0	.297
	Charlotte	5-7	.417	6.73	20	20	1	0	0	105.2	136	82	79	11	5	54-0	63	4	0	.319
2015	Charlotte	11-8	.579	2.37	23	22	0	0	0	132.2	108	40	35	5	2	41-0	136	8	0	.224
	WHITE SOX	3-1	.750	3.34	6	6	0	0	0	35.0	32	14	13	8	1	17-0	30	3	0	.248
<b>MINOR TOTALS</b>		<b>34-23</b>	<b>.596</b>	<b>3.26</b>	<b>86</b>	<b>83</b>	<b>4</b>	<b>1</b>	<b>0</b>	<b>474.2</b>	<b>430</b>	<b>192</b>	<b>172</b>	<b>26</b>	<b>18</b>	<b>165-0</b>	<b>419</b>	<b>16</b>	<b>0</b>	<b>.242</b>
<b>MLB TOTALS</b>		<b>7-4</b>	<b>.636</b>	<b>4.17</b>	<b>16</b>	<b>16</b>	<b>0</b>	<b>0</b>	<b>0</b>	<b>86.1</b>	<b>91</b>	<b>48</b>	<b>40</b>	<b>14</b>	<b>4</b>	<b>43-1</b>	<b>66</b>	<b>8</b>	<b>0</b>	<b>.272</b>

## CAREER TRANSACTIONS

- Selected by the White Sox in the second round of the First-Year Player Draft (6/11).
- On Class AAA Charlotte disabled list with a strained right groin (7/4-28/13).
- On Class AAA Charlotte disabled list with a right shoulder inflammation (8/16/14-remainder of season).

## CAREER FIELDING STATISTICS

POSITION	PCT	G	GS	TC	PO	A	E	DP
Pitcher	.929	16	16	14	7	6	1	0

## CAREER GAME BESTS

**STRIKEOUTS** — 9 (2x; last 9/21/15 at Det.; 6.0 IP) ... **IP** — 6.2 (2x, last 4/15/14 vs. Bos.) ... **CG** — NONE  
**SHO** — NONE ... **WINNING STREAK** — 3 (2x; last 9/16-21/15) ... **CONSEC. SCORELESS IP** — 9.0 (9/16-22/13)

## CAREER PITCHING BREAKDOWN

**Quality Starts** — Career: 8; **2015**: 4; **2014**: 1; **2013**: 3.  
**Club Record As Starter** — Career: 10-6; **2015**: 4-2; **2014**: 3-2; **2013**: 3-2.  
**Starts Lasting 6.0/7.0/8.0 IP** — Career: 8/0/0; **2015**: 4/0/0; **2014**: 1/0/0; **2013**: 3/0/0.

## Game No. 163

The White Sox have played 163 games in a season six times in franchise history, including the one-game playoff victory vs. Minnesota on September 30, 2008. The Sox also played 163 games in 1961, 1966, 1974, 1985 and 1998. Results from Chicago's 163rd games:

Date	Opponent	Winning Pitcher	Losing Pitcher	Result
9/30/61	at Baltimore	Milt Pappas	Don Larson	L, 4-3
10/2/66	vs. New York-AL	Al Downing	Greg Bollo	L, 2-0
10/2/74	vs. Kansas City	Rich Gossage	Bruce Dal Canton	W, 5-4 (12)
10/6/85	vs. Seattle	Ed Correa	Mike Moore	W, 3-2
9/27/98	at Kansas City	James Baldwin	Tim Belcher	W, 7-6
9/30/08	vs. Minnesota	John Danks	Nick Blackburn	W, 1-0



# NATE JONES

# 65

## RIGHT-HANDED PITCHER

**Given Name:** Nathan Andrew Jones

**Bats:** Right **Throws:** Right

**Height:** 6-5 **Weight:** 220

**Opening Day Age:** 30 (January 28, 1986)

**Birthplace/Residence:** Butler, Ky.

**First Pro Contract:** White Sox.

**Sox Acquisition:** Selected in the fifth round, June 2007 First-Year Player Draft.

**Major League Service:** Four years.

**Contract Status:** Signed through 2018 (club options for 2019 and 2020).

### 2015 SEASON

- Appeared in 19 games after beginning the season on the 60-day disabled list to continue his recovery from Tommy John surgery ... tied for third on the Sox with six holds.
- Averaged 12.79 strikeouts per 9.0 IP (27 SO/19.0 IP) with a 4.50 strikeout-to-walk ratio (6 BB) ... stranded all eight of his inherited runners ... first batters faced went 5-17 (.294).
- Limited opponents to a .188 average (12-64), including a .125 mark (3-24) vs. left-handers ... opponents went 1-13 (.077) with runners in scoring position.
- Recorded at least one strikeout 17 times, including multiple strikeouts seven times ... 13 of his outings were 1.0-plus IP.
- Was sent on a rehab assignment on 7/10, pitching with Class A Winston-Salem and Class AAA Charlotte ... was returned from the assignment and reinstated from the disabled list on 8/5.
- Made his season debut on 8/7 at Kansas City (1.0 scoreless IP), his first appearance since 4/3/14 vs. Minnesota.
- Recorded a hold in consecutive outings on 8/12 vs. the Angels (0.2 scoreless IP) and 8/16 vs. the Cubs (1.0 IP).
- His win on 8/22 at Seattle was his first since August 2013 ... suffered the loss on 8/26 vs. Boston after allowing a game-winning, two-run homer in the eighth inning to Travis Shaw.
- Recorded a hold in consecutive outings on 9/3 at Minnesota (1.2 scoreless IP) and 9/5 at Kansas City (0.2 scoreless IP).
- Earned a hold after working 2.0 scoreless IP on 9/21 at Detroit ... worked 0.1 scoreless IP in a victory on 10/3 vs. the Tigers.
- Agreed to terms on a three-year, \$8-million contract which includes two club options and a mutual option on 12/18.

### 2014 SEASON

- Appeared in just two games due to hip and elbow injuries.
- Allowed two runs without recording an out in back-to-back outings on 4/2-3 vs. Minnesota.
- Was placed on the 15-day disabled list on 4/4 with a muscle strain in his left hip and transferred to the 60-day disabled list on 5/3 ... underwent a microdiscectomy on 5/5 and Tommy John surgery on 7/29.

### 2013 SEASON

- Ranked among the American League relief leaders in first batter efficiency (T1st, .131), IP (3rd, 78.0), strikeouts (4th, 89) and GDP (T6th, 9) ... led Sox relievers in IP and strikeouts.
- Averaged 10.27 strikeouts per 9.0 IP ... posted a 2.94 ERA (17 ER/52.0 IP) with 69 strikeouts from 6/1-remainder of the season, including a 2.19 mark (12 ER/49.1 IP) from 6/1-9/17.
- Limited lefties to a .229 average (27-118) and first batters faced to a .131 (8-61) mark ... recorded two or more strikeouts in 27 of his 70 outings ... worked more than 1.0 IP 23 times.
- Lost his first four decisions after going 8-0 in 2012 ... suffered his first loss on 4/5 vs. Seattle ... his eight-game winning streak was the longest by a White Sox reliever since Barry Jones from 1989-90 (9).

### LIGHTING UP THE GUN

According to MLB.com, right-handed pitcher Nate Jones has thrown 19 pitches during his career that have been clocked at 100-plus miles per hour. Of those pitches, nine came during his rookie season of 2012 and 10 came in 2013 (last on September 28, 2013 vs. Kansas City). Teammate Chris Sale has thrown two pitches in his career that have reached 100, both as a rookie reliever in 2010.

- Worked a career-high 3.1 IP on 5/18 at Los Angeles-AL ... picked up his first victory on 5/24 at Miami.
- Posted a 0.59 ERA (1 ER/15.1 IP) with 15 strikeouts in June ... recorded at least one strikeout in 10 consecutive appearances from 6/4-28 (21 SO/14.0 IP).
- Struck out a career-high five on 6/4 at Seattle ... earned victories on 6/10 vs. Toronto and 6/17 at Houston.
- Made seven straight scoreless appearances (8.1 IP) from 7/21-8/7 ... was charged with three blown saves from 8/9-15.
- Allowed five runs in the ninth inning on 9/21 at Detroit (White Sox led, 6-0, entering the inning and lost, 7-6, in 12).

### 2012 SEASON

- Ranked among the AL relief leaders in wins (1st, 8), winning streak (1st, 8) and IP (T9th, 71.2).
- His eight wins tied for the second-most by a White Sox rookie reliever and were the most since Cy Acosta won a franchise-record 10 in 1973.
- His 8-0 record was the best by a rookie reliever in club history and matched John Whitehead (1935) for the best record overall by a Sox first-year pitcher (Elias).
- ERA was 0.91 (3 ER/29.2 IP) over his final 27 games ... 21 of his outings were more than 1.0 IP and 54 were scoreless.
- Limited left-handers to a .170 (16-94) average.
- Posted a 1.59 ERA (5 ER/28.1 IP) over his 30 road outings ... went 4-0 with a 1.10 ERA (4 ER/32.2 IP) vs. the AL Central and 3-0 with a 0.54 mark (1 ER/16.2 IP) against the AL West.
- ERA was 1.64 (6 ER/33.0 IP) in the second half (3.03 prior to the All-Star break).
- Made his major-league debut on 4/8 at Texas, working 1.0 scoreless IP and registering his first strikeout (Josh Hamilton).
- Earned his first major-league win on 5/5 at Detroit (1.0 scoreless IP) ... recorded a career-high four strikeouts on 5/12 vs. Kansas City ... picked up his first major-league hold on 5/17 at Los Angeles-AL (1.2 scoreless IP).
- Made a team-high 21 consecutive scoreless appearances (22.1 IP) from 8/12-9/28 ... streak was snapped on 9/30 vs. Tampa Bay (1 ER/2.0 IP).
- Earned wins in consecutive games on 8/25-26 vs. Seattle (1.1 scoreless IP) ... picked up his eighth victory on 9/17 vs. Detroit, working a career high 2.2 scoreless IP.
- Was charged with blown saves on 9/20 at Kansas City and 9/26 vs. Cleveland despite not allowing an earned run.



### 2011 SEASON

- Made 42 relief appearances with Class AA Birmingham ... returned to the bullpen after making 28 starts in 2010.
- Averaged 9.5 strikeouts per 9.0 IP (67 SO/63.1 IP).
- Converted all 10 save chances with a 1.46 ERA (6 ER/37.0 IP) and 44 strikeouts in his final 23 appearances.
- Entered the season ranked by *Baseball America* as possessing the Best Curveball in the White Sox organization for the third straight year.
- Pitched for Mayaguez in the Puerto Rican Winter League, going 1-1 with a 2.45 ERA (4 ER/14.2 IP) and 16 strikeouts in 16 relief outings.

### 2010 SEASON

- Led the Carolina League in IP (152.1), tied for second in wins (11) and ranked fifth in strikeouts (109).
- Entered 2010 ranked by *Baseball America* as possessing the Best Curveball in the Sox system (second time).

### 2009 SEASON

- Combined to go 4-1 with a 3.31 ERA (25 ER/68.0 IP) in 45 between Class A Kannapolis and Winston-Salem.
- Entered the season ranked by *Baseball America* as owning the Best Curveball in the organization.

### 2008 SEASON

- Made 24 appearances (11 starts) with Kannapolis, Advanced Rookie Bristol and Winston-Salem.

### 2007 SEASON

- Made his pro debut with Bristol, going 0-4 with a 5.13 ERA (27 ER/47.1 IP) and 42 strikeouts in 13 games (10 starts).
- Was signed by Mike Shirley and Michael Wilder.

### COMMUNITY INVOLVEMENT

- In 2014, participated in a Play Ball Clinic with local youth baseball players and joined his teammates and their wives at the "Wild Pitches" comedy event benefiting White Sox Charities.
- In 2013, visited Walter Reed Medical Center for the second straight season, represented the team at an organ and tissue donor awareness signing event, hosted a Bulls/Sox Academy ballpark experience and participated in the "Wild Pitches" variety show benefiting White Sox Charities.
- In 2012, participated in the Celebrity Bowling Classic to support White Sox Charities and visited pediatric patients at Comer Children's Hospital at the University of Chicago.

### MISCELLANEOUS/PERSONAL

- Married Lacy ... has two children: Lilly and Archer.
- Attended Northern Kentucky University ... went 6-5 with a 3.81 ERA in 25 games (13 starts) over three years.
- Is a 2004 graduate of Pendleton County (Ky.) High School.

### CAREER PLAYING RECORD

YEAR	CLUB	W-L	PCT	ERA	G	GS	CG	SHO	SV	IP	H	R	ER	HR	HB	BB-I	SO	WP	BK	AVG
2007	Bristol	0-4	.000	5.13	13	10	0	0	0	47.1	44	33	27	4	4	29-0	42	11	0	.250
2008	Kannapolis	1-7	.125	6.83	18	10	1	0	0	56.2	63	45	43	8	1	35-0	71	7	0	.281
	Bristol	1-0	1.000	1.35	4	1	0	0	0	6.2	6	4	1	0	1	2-0	12	3	1	.222
	Winston-Salem	0-0	.000	3.38	2	0	0	0	0	2.2	1	1	1	0	0	2-0	1	1	0	.111
2009	Kannapolis	2-0	1.000	2.41	13	0	0	0	1	18.2	8	5	5	0	1	9-0	25	1	0	.129
	Winston-Salem	2-1	.667	3.65	32	0	0	0	0	49.1	44	20	20	4	1	13-0	43	4	0	.244
2010	Winston-Salem	11-6	.647	4.08	28	28	1	0	0	152.1	176	77	69	10	12	56-0	109	7	1	.296
2011	Birmingham	2-3	.400	3.27	42	0	0	0	12	63.1	58	27	23	3	2	27-1	67	8	0	.243
2012	WHITE SOX	8-0	1.000	2.39	65	0	0	0	0	71.2	67	19	19	4	1	32-3	65	5	0	.256
2013	WHITE SOX	4-5	.444	4.15	70	0	0	0	0	78.0	69	40	36	5	1	26-1	89	8	1	.247
2014	WHITE SOX	0-0	.000	—	2	0	0	0	0	0.0	2	4	4	0	0	3-0	0	0	0	1.000
2015	Winston-Salem	0-0	.000	2.25	4	2	0	0	0	4.0	3	1	1	1	0	0-0	1	0	0	.231
	Charlotte	0-0	.000	1.42	6	0	0	0	0	6.1	3	1	1	1	0	2-0	4	1	0	.148
	WHITE SOX	2-2	.500	3.32	19	0	0	0	0	19.0	12	7	7	5	0	6-0	27	0	0	.186
<b>MINOR TOTALS</b>		<b>19-21</b>	<b>.475</b>	<b>4.22</b>	<b>162</b>	<b>51</b>	<b>2</b>	<b>0</b>	<b>13</b>	<b>407.1</b>	<b>406</b>	<b>214</b>	<b>191</b>	<b>31</b>	<b>22</b>	<b>175-1</b>	<b>375</b>	<b>43</b>	<b>2</b>	<b>.263</b>
<b>MLB TOTALS</b>		<b>14-7</b>	<b>.667</b>	<b>3.52</b>	<b>156</b>	<b>0</b>	<b>0</b>	<b>0</b>	<b>0</b>	<b>168.2</b>	<b>150</b>	<b>70</b>	<b>66</b>	<b>14</b>	<b>2</b>	<b>67-4</b>	<b>181</b>	<b>13</b>	<b>1</b>	<b>.247</b>

### CAREER TRANSACTIONS

- Selected by the White Sox in the fifth round of the First-Year Player Draft (6/07).
- On Class A Kannapolis disabled list with a strained right shoulder (6/23-8/7/08).
- On Class AA Birmingham disabled list with right shoulder tendinitis (5/12-29/11).
- On the White Sox disabled list with a muscle strain in his left hip (4/4-remainder of season); transferred to 60-day disabled list (5/3/14).
- On the White Sox disabled list while recovering from Tommy John Surgery (3/27-8/5/15); included injury rehab assignment (7/10-8/5/15).

### CAREER RELIEF BREAKDOWN

Save Pct. — Career: 0-9; 2015: 0-1; 2014: 0-1; 2013: 0-4; 2012: 0-3. Holds — Career: 29; 2015: 6; 2013: 16; 2012: 7.  
 Inherited Runners/Scored — Career: 114-40 (35.1); 2015: 8-0 (.000); 2014: 1-1 (1.000); 2013: 51-15 (29.4); 2012: 54-24 (44.4).  
 First Batter Efficiency — Career: 32-136 (.235); 2015: 5-17 (.294); 2014: 0-0; 2013: 8-61 (.131); 2012: 19-58 (.328).

### CAREER FIELDING STATISTICS

POSITION	PCT	G	GS	TC	PO	A	E	DP
Pitcher	.963	156	0	27	9	17	1	1

### CAREER GAME BESTS

STRIKEOUTS — 5 (6/4/13 at Sea.; 2.1 IP) ... INNINGS PITCHED — 3.1 (5/18/13 at LAA)  
 WINNING STREAK — 8 games (5/5-9/17/12) ... CONSECUTIVE SCORELESS IP — 22.1 (8/12-9/28/12)



# TOMMY KAHNLE

# 48

## RIGHT-HANDED PITCHER

**Given Name:** Thomas Robert Kahnle (CAIN-lee)

**Bats:** Right **Throws:** Right

**Height:** 6-1 **Weight:** 235

**Opening Day Age:** 26 (August 7, 1989)

**Birthplace/Residence:** Latham, N.Y./Albany, N.Y.

**First Pro Contract:** New York Yankees, selected in the fifth round, June 2010 First-Year Player Draft.

**Sox Acquisition:** Obtained from the Colorado Rockies in exchange for RHP Yency Almonte, November 24, 2015.

**Major League Service:** One year, 87 days.

**Contract Status:** Signed through 2016.

### 2015 SEASON

- Appeared in 36 games with Colorado after beginning the season with Class AAA Albuquerque.
- Was recalled by the Rockies from Albuquerque on 6/1.
- Held right-handers to a .203 average (15-74), compared to a .320 mark (16-50) against left-handers.
- Posted a 1.13 ERA (1 ER/8.0 IP) over 10 games when pitching on zero days rest.
- Recorded his first career save on 8/7 at Washington, tossing a scoreless ninth inning.
- Was optioned back to Albuquerque on 8/26.

### 2014 SEASON

- Spent the entire season with Colorado after being selected from New York-NL in the 2013 Rule 5 Draft.
- Was the first Rockies Rule 5 selection to make the team and remain with the club through the entire season since Luis Gonzalez in 2003.
- Ranked fifth among National League rookies with 54 appearances ... limited opponents to a .206 (51-248) average, the lowest on the team ... left-handers hit just .185 (23-124), sixth-lowest among NL pitchers with at least 60.0 IP.
- Was 2-1 with a 2.68 ERA (15 ER/50.1 IP) over 35 games in the first half, compared to 0-0 with an 8.35 ERA (17 ER/18.1 IP) in 19 games after the break.
- Made his major-league debut on 4/3 at Miami, posting his first career hold (1 ER/1.2 IP) ... recorded his first career strikeout in the sixth inning (Reed Johnson).
- Earned his first major-league win on 4/5 vs. Arizona, tossing 1.2 scoreless IP.
- Recorded a career-high five strikeouts over 2.0 IP on 4/21 vs. San Francisco ... became just the sixth reliever in Rockies history to strike out five batters in 2.0 or fewer IP.
- Threw a career-high 3.0 IP with a career-high tying five strikeouts on 6/13 at San Francisco.
- Was on the disabled list from 8/13-9/2 with right elbow inflammation.

### 2013 SEASON

- Spent the entire season with Class AA Trenton, leading the team with 46 appearances.
- Led the Yankees farm system with 15 saves.
- Limited left-handed hitters to a .159 average (13-82) and right-handers to a .197 mark (25-127).
- Went 10-10 in save opportunities from 4/13-6/29 ... posted a 1.72 ERA (6 ER/31.1 IP) over 25 games during that span.

### 2012 SEASON

- Went a combined 2-1 with a 2.37 ERA (15 ER/57.0 IP) and 74 strikeouts over 31 appearances between Class A Tampa and Class AA Trenton.
- Led all Tampa relievers in strikeouts with 72.
- Began the season on the disabled list with a torn labrum in his right shoulder ... was reinstated on 5/6.
- Made three postseason appearances with Trenton, tossing 3.0 scoreless IP in relief.

### 2011 SEASON

- Spent the entire season with Class A Charleston in the New York-AL organization ... his 112 strikeouts led Charleston relievers and were the fifth-highest total among all Yankees minor-league pitchers.
- Was on the Charleston disabled list from 8/16-23 with a strained left hamstring.

### 2010 SEASON

- Made 11 relief appearances with Class A Staten Island in his professional debut after being selected by the Yankees in the fifth round of the draft.

### MISCELLANEOUS/PERSONAL

- Engaged to Veronica.
- Attended Lynn University in Boca Raton, Fla. ... tossed the third no-hitter in the school history on 3/13/10 ... was part of the school's NCAA Division II Championship team in 2009, tossing 12.2 scoreless innings in the postseason as a freshman.
- Graduated from Shaker High School in Latham, N.Y. ... lettered in baseball, basketball and football.

## Twinbill Tidbits

The White Sox and Cleveland played a doubleheader on June 28, 2013 at U.S. Cellular Field that lasted a combined 7:53, breaking the major-league record for an 18-inning twinbill of 7:39 set by Texas and the White Sox on 5/24/95 in Chicago. The Indians swept the doubleheader by scores of 19-10 and 9-8. The 46 combined runs matched the Sox record for a doubleheader set on 7/6/07 vs. Minnesota.

### CAREER PLAYING RECORD

YEAR	CLUB	W-L	PCT	ERA	G	GS	CG	SHO	SV	IP	H	R	ER	HR	HB	BB-I	SO	WP	BK	AVG
2010	Staten Island	0-0	.000	0.56	11	0	0	0	3	16.0	3	1	1	0	3	5-0	25	2	0	.061
2011	Charleston	3-5	.375	4.22	40	0	0	0	2	81.0	69	50	38	1	1	49-0	112	11	1	.223
2012	Tampa	2-1	.667	2.45	30	0	0	0	6	55.0	30	16	15	3	2	24-1	72	4	1	.158
	Trenton	0-0	.000	0.00	1	0	0	0	0	2.0	2	0	0	0	0	0-0	2	0	0	.250
2013	Trenton	1-3	.250	2.85	46	0	0	0	15	60.0	38	20	19	4	0	45-0	74	7	0	.182
2014	COLORADO	2-1	.667	4.19	54	0	0	0	0	68.2	51	39	32	7	1	31-2	63	7	0	.206
2015	COLORADO	0-1	.000	4.86	36	0	0	0	2	33.1	31	22	18	3	0	28-1	39	3	0	.250
	Albuquerque	1-3	.250	4.67	21	0	0	0	6	27.0	19	14	14	3	1	12-0	28	5	0	.196
<b>MINOR TOTALS</b>		<b>7-12</b>	<b>.368</b>	<b>3.25</b>	<b>149</b>	<b>0</b>	<b>0</b>	<b>0</b>	<b>32</b>	<b>241.0</b>	<b>161</b>	<b>101</b>	<b>87</b>	<b>11</b>	<b>7</b>	<b>135-1</b>	<b>313</b>	<b>29</b>	<b>2</b>	<b>.187</b>
<b>MLB TOTALS</b>		<b>2-2</b>	<b>.500</b>	<b>4.41</b>	<b>90</b>	<b>0</b>	<b>0</b>	<b>0</b>	<b>2</b>	<b>102.0</b>	<b>82</b>	<b>61</b>	<b>50</b>	<b>10</b>	<b>1</b>	<b>59-3</b>	<b>102</b>	<b>10</b>	<b>0</b>	<b>.220</b>

### CAREER TRANSACTIONS

- Selected by New York-AL in the fifth round of the First-Year Player Draft (6/10).
- On Class A Charleston disabled list with a left hamstring strain (8/16-23/11).
- On Class A Charleston disabled list with a torn right labrum (4/5-5/6/12).
- Selected by Colorado in the Rule 5 Major League Draft (12/12/13).
- On Colorado disabled list with right shoulder inflammation (8/13-9/2/14).
- Traded by Colorado to the White Sox in exchange for pitcher Yency Almonte (11/24/15).

### CAREER RELIEF BREAKDOWN

**Save Pct.** — Career: 2-5 (40.0); **2015:** 2-3 (66.7); **2014:** 0-2.  
**Holds** — Career: 18; **2015:** 10; **2014:** 8.  
**Inherited Runners/Scored** — Career: 39-9 (23.1); **2015:** 14-2 (14.3); **2014:** 25-7 (28.0).  
**First Batter Efficiency** — Career: 18-73 (.247); **2015:** 8-27 (.296); **2014:** 10-46 (.217).

### CAREER FIELDING STATISTICS

POSITION	PCT	G	GS	TC	PO	A	E	DP
Pitcher	.895	90	0	19	11	6	2	1

### CAREER GAME BESTS

**STRIKEOUTS** — 5 (2x, last 6/13/14 at S.F.) ... **INNINGS PITCHED** — 3.0 (6/13/14 at S.F.)  
**WINNING STREAK** — 2 (4/5-12/14). ... **CONSECUTIVE SCORELESS IP** — 8.1 (5/25-6/10/14)





# COLIN KLEVEN

# 77

**RIGHT-HANDED PITCHER**
**NON-ROSTER INVITEE**
**Given Name:** Colin Jordan Kleven

**Bats:** Right      **Throws:** Right

**Height:** 6-5      **Weight:** 220

**Opening Day Age:** 24 (April 15, 1991)

**Birthplace/Residence:** Kamloops, British Columbia

**First Pro Contract:** Philadelphia Phillies, selected in the 33rd round, June 2009 First-Year Player Draft.

**Sox Acquisition:** Signed as a free agent, November 20, 2015.

**Major League Service:** None.

**Contract Status:** Signed through 2016.

## 2015 SEASON

- Made 18 starts between Class A Clearwater and Class AA Reading in the Philadelphia organization, going 6-6 with a 4.42 ERA (48 ER/97.2 IP), 72 strikeouts.
- Opened the season with the Thrashers, going 5-3 with a 2.89 ERA (23 ER/71.2 IP) ... limited left-handers to a .213 average (20-94) and opponents to a .189 mark with RISP (14-74).
- Recorded a 1.40 ERA (4 ER/25.2 IP) in June ... worked 7.0 IP in consecutive starts from 6/4-10 (1 ER/14.0 IP).
- Was promoted to Reading on 6/30, where he made five starts for the Fightin' Phils.
- Was placed on the disabled list on 7/24 with a left back strain and missed the rest of the season.

## 2014 SEASON

- Made 24 starts with Clearwater after missing most of the 2013 season due to injury.
- Tied for fifth in the Florida State League in complete games (1) and ranked ninth in strikeouts (107).
- Was named Phillies Minor League Pitcher of the Week for 7/28-8/3 ... went 2-0 with a 1.38 (2 ER/13.0 IP) and 11 strikeouts over two starts.
- Suffered the loss on 8/9 at Brevard County despite throwing a 6.0-IP complete game.

## 2013 SEASON

- Appeared in just three games with Clearwater due to injury.
- Was placed on the disabled list on 4/19 with a stress fracture in his back and missed the remainder of the season.

## 2012 SEASON

- Made a career-high 27 starts with Class A Lakewood.
- Tied for the South Atlantic League lead in starts, ranked third in IP (151.0) and 10th in strikeouts (119).
- Was named to the SAL midseason All-Star Team.
- Allowed three earned runs or less in 19 of his 27 starts.
- Earned Phillies Minor League Pitcher of the Week honor for 5/14-20, going 2-0 with an 0.75 ERA (1 ER/12.0 IP).
- Struck out 11 over 7.0 IP on 7/3 vs. Hagerstown.
- Went 5-1 with 2.49 ERA (14 ER/50.2 IP) over his final eight starts of the season.

## 2011 SEASON

- Spent the entire season with Class A Williamsport, making 14 starts for the Crosscutters.
- Surrendered just 28 walks and five home runs over 67.0 IP.
- Posted a monthly low 2.96 ERA (9 ER/27.1 IP) in July.

## 2010 SEASON

- Made his professional debut with the Gulf Coast League Phillies, making 10 appearances (seven starts).

## MISCELLANEOUS/PERSONAL

- Single
- Is a 2009 graduate of South Kamloops Secondary School in British Columbia.

## CAREER PLAYING RECORD

YEAR	CLUB	W-L	PCT	ERA	G	GS	CG	SHO	SV	IP	H	R	ER	HR	HB	BB-I	SO	WP	BK	AVG
2010	GCL Phillies	0-5	.000	7.04	10	7	1	0	0	30.2	37	26	24	3	1	11-0	22	5	0	.291
2011	Williamsport	4-6	.400	4.84	14	14	0	0	0	67.0	68	41	36	5	7	28-0	42	3	0	.261
2012	Lakewood	9-8	.529	3.99	27	27	0	0	0	151.0	151	82	67	16	4	41-0	119	3	2	.255
2013	Clearwater	0-3	.000	14.29	3	3	0	0	0	11.1	21	18	18	3	2	5-0	19	1	0	.389
2014	Clearwater	6-10	.375	4.83	24	24	1	0	0	136.0	155	82	73	13	11	33-1	107	7	0	.289
2015	Clearwater	5-3	.625	2.89	13	13	0	0	0	71.2	66	26	23	3	9	21-0	57	5	0	.251
	Reading	1-3	.250	8.65	5	5	0	0	0	26.0	32	25	25	1	1	10-0	15	2	0	.323
<b>MINOR TOTALS</b>		<b>25-38</b>	<b>.397</b>	<b>4.85</b>	<b>96</b>	<b>93</b>	<b>2</b>	<b>0</b>	<b>0</b>	<b>493.2</b>	<b>530</b>	<b>300</b>	<b>266</b>	<b>44</b>	<b>35</b>	<b>149-1</b>	<b>381</b>	<b>26</b>	<b>2</b>	<b>.274</b>

## CAREER TRANSACTIONS

- Selected by Philadelphia in the 33rd round of the First-Year Player Draft (6/09).
- On Class A Clearwater disabled list with a stress fracture in his back (4/19-9/18/13).
- On Class A Clearwater disabled list with a strained right groin (4/19-30/14).
- On Class AA Reading disabled list with a left back strain (7/24/15-end of season).





# WILL LAMB

# 74

**LEFT-HANDED PITCHER**

**NON-ROSTER INVITEE**

**Given Name:** William Bradley Lamb  
**Bats:** Left      **Throws:** Left  
**Height:** 6-6      **Weight:** 180  
**Opening Day Age:** 25 (September 9, 1990)  
**Birthplace/Residence:** Newport News, Va./Orlando, Fla.  
**First Pro Contract:** Texas Rangers, selected in the 2nd round, June 2011 First-Year Player Draft.  
**Sox Acquisition:** Obtained from the Texas Rangers in exchange for pitcher Myles Jaye, December 10, 2015.  
**Major League Service:** None.  
**Contract Status:** Signed through 2016.

## 2015 SEASON

- Went 3-4 with a 4.89 ERA (28 ER/57.0 IP) and 51 strikeouts in 47 relief appearances between Class AA Frisco and Class AAA Round Rock in the Texas organization.
- Opened the season with Frisco, where he recorded a 3.12 ERA (9 ER/26.0 IP) and limited left-handers to a .195 (8-41) average ... opponents went 6-32 (.188) with RISP.
- Surrendered just one earned run while striking out 11 over his first 10.0 IP.
- Was promoted to Round Rock on 6/13, where he held lefties to a .225 (9-40) average ... each of his first seven appearances (7.2 IP) were scoreless.
- Was acquired by the White Sox from Texas in exchange for pitcher Myles Jaye on 12/10.

## 2014 SEASON

- Combined to go 5-3 with a 1.58 ERA (9 ER/51.1 IP), five saves and 59 strikeouts over 40 relief appearances between Class A Myrtle Beach and Frisco.
- Limited left-handers to a .175 average (10-57) ... averaged 10.3 strikeouts per 9.0 IP and surrendered just one homer.
- Opened the season in extended spring before joining Myrtle Beach on 4/18 ... 12 of his 14 appearances were scoreless.
- Recorded a 0.70 ERA (3 ER/38.2 IP) with 45 strikeouts over a 30-game stretch from 5/26-8/27.
- Was promoted to Frisco on 6/16, where he recorded a 1.09 ERA (4 ER/33.0 IP) over 26 relief outings.
- Surrendered just one earned run over 14.0 IP in July (0.64 ERA) and one over 14.1 IP in August (0.63 mark).
- Recorded scoreless streaks of nine games (12.0 IP) from 7/2-23 and 10 games (11.2 IP) from 8/1-27.
- Made 12 appearances with Lara in the Venezuelan Winter League, going 1-1 with a 4.00 ERA (4 ER/9.0 IP).

## 2013 SEASON

- Made 38 relief appearances and one start with Myrtle Beach ... limited left-handers to a .195 average (15-77).
- Made his only start on 8/29 at Wilmington, allowing one run on four hits over 5.0 IP.
- Pitched for Surprise in the Arizona Fall League.

## 2012 SEASON

- Spent the season with Class A Hickory, appearing in 27 games (21 starts).
- Went 6-6 with a 4.23 ERA (45 ER/95.2 IP) as a starter and 0-2 with a 3.55 ERA as a reliever.
- Limited right-handed hitters to a .228 (68-298) average.

## 2011 SEASON

- Made his professional debut with Class A Spokane and Hickory, going 3-1 with a 2.75 ERA (17 ER/55.2 IP) and 62 strikeouts over 16 appearances (11 starts).
- Limited opponents to a .220 average (45-205), while right-handers hit .188 (28-149) ... struck out 10.0 batters per 9.0 IP.
- Was named the 18th-best prospect in the Northwest League by *Baseball America*.

## MISCELLANEOUS/PERSONAL


- Played for Clemson University from 2009-11 ... was a two-way player during his three seasons with the Tigers.
- Appeared in 10 games (four starts) as a pitcher and 59 games in the field ... was the Tigers starting center fielder as a junior, hitting .348 (79-227) with three homers and 39 RBI ... did not commit an error over 161 total chances.
- Is a 2008 graduate of York (Va.) High School ... was a First-Team All-State outfielder as a senior.

## CAREER PLAYING RECORD

YEAR	CLUB	W-L	PCT	ERA	G	GS	CG	SHO	SV	IP	H	R	ER	HR	HB	BB-I	SO	WP	BK	AVG
2011	Spokane	1-1	.500	3.89	12	7	0	0	0	37.0	35	17	16	3	2	23-0	42	3	0	.248
	Hickory	2-0	1.000	0.48	4	4	0	0	0	18.2	10	2	1	0	1	8-0	20	3	0	.156
2012	Hickory	6-8	.429	4.15	27	21	0	0	0	108.1	95	63	50	13	6	57-0	80	13	0	.234
2013	Myrtle Beach	5-3	.625	5.17	39	1	0	0	1	69.2	60	42	40	8	7	39-1	62	6	0	.234
2014	Myrtle Beach	1-1	.500	2.41	14	0	0	0	2	18.2	17	5	5	0	0	9-0	25	0	0	.236
	Frisco	4-2	.667	1.09	26	0	0	0	3	33.0	18	5	4	1	1	26-1	34	4	0	.168
2015	Frisco	1-1	.500	3.12	22	0	0	0	0	26.0	27	11	9	0	3	11-0	24	1	0	.260
	Round Rock	2-3	.400	5.52	25	0	0	0	0	31.0	32	20	19	3	2	15-0	27	2	0	.260
<b>MINOR TOTALS</b>		<b>22-19</b>	<b>.537</b>	<b>3.79</b>	<b>169</b>	<b>33</b>	<b>0</b>	<b>0</b>	<b>6</b>	<b>342.1</b>	<b>294</b>	<b>165</b>	<b>144</b>	<b>28</b>	<b>22</b>	<b>188-2</b>	<b>314</b>	<b>32</b>	<b>0</b>	<b>.231</b>

## CAREER TRANSACTIONS

- Selected by Texas in the second round of the First-Year Player Draft (6/11).
- Traded by Texas to the White Sox in exchange for pitcher Myles Jaye (12/10/15).



# ADAM LaROCHE

# 25

## FIRST BASEMAN

**Given Name:** David Adam LaRoche

**Bats:** Left

**Throws:** Left

**Height:** 6-2

**Weight:** 205

**Opening Day Age:** 36 (November 6, 1979)

**Birthplace/Residence:** Orange County, Calif./Fort Scott, Kan.

**First Pro Contract:** Atlanta Braves, selected in the 29th round, June 2000 First-Year Player Draft.

**Sox Acquisition:** Signed as a free agent, November 25, 2014.

**Major League Service:** 12 years.

**Contract Status:** Signed through 2016.

### 2015 SEASON

■ Batted .207 (89-429) with 12 home runs and 44 RBI in his first season with the White Sox.

■ His average was a career low, and his totals in games, hits, homers and RBI were the lowest since 2004 (rookie season).

■ Hit .221/.318/.379 with 12 home runs and 37 RBI vs. RHP and .157/.191/.383 with zero homers and seven RBI vs. LHP.

■ Appeared in 48 games (44 starts) at first base and recorded a .997 fielding percentage (1 E/378 TC), his highest in a full season since 2009 with Atlanta (.998).

■ Batted .238 (38-160) with eight doubles, eight home runs, 20 RBI and a .746 OPS as the first baseman and .186 (49-263) with 13 doubles, four home runs, 21 RBI and a .560 OPS as the designated hitter ... went 1-7 (.143) with two RBI as a PH.

■ Hit nine of his 12 home runs in the first half ... recorded monthly highs in average (.270), hits (24), RBI (13), runs scored (11) and OPS (.847) over 28 games in May.

■ Went 0-4 in his White Sox debut as the designated hitter on Opening Day at Kansas City ... doubled off Danny Duffy on 4/8 at Kauffman Stadium for his first hit with the Sox.

■ Connected on his first homer (solo shot) with Chicago on 4/11 vs. Minnesota ... also homered on 4/12 vs. the Twins.

■ Walked three times on 4/15 at Cleveland for the 10th time in his career ... went 3-5 with four RBI, including a three-run home run off Anibal Sanchez, on 4/18 at Detroit.

■ Reached base safely in 13 consecutive games from 5/1-16 ... hit .324 (12-37) with two doubles, one home run, seven RBI and 13 walks during the stretch.

■ Did not record an extra-base hit or homer over a span of 17 games from 4/19-5/9 ... recorded a double on 5/10 vs. Cincinnati ... snapped his 19-game homerless drought on 5/13 at Milwaukee with a solo shot in the first inning ... the stretch was his longest without a home run since 8/18-9/13 (also 19).



### LAROCHE AMONG ACTIVE LEFT-HANDED LEADERS

Player	HR	Player	XBH
David Ortiz	503	David Ortiz	1,105
Ryan Howard	357	Robinson Cano	716
Prince Fielder	311	Adrian Gonzalez	686
Adrian Gonzalez	290	Ryan Howard	645
Curtis Granderson	263	Chase Utley	641
<b>Adam LaRoche</b>	<b>255</b>	Prince Fielder	626
		<b>Adam LaRoche</b>	<b>608</b>

■ Recorded three straight multihit efforts from 5/26-28-1 and drove in at least one run in three straight from 5/27-28-2.

■ Connected on a game-tying, solo home run with two outs in the bottom of the ninth inning on 6/5 vs. Detroit ... Chicago went on to win, 4-3, in 11 innings ... hit a game-tying home run in the sixth inning on 6/10 vs. Houston.

■ Matched his career high with four hits on 7/31 vs. the Yankees ... also made his first career pitching appearance in the ninth, working a perfect inning with a strikeout (Brendan Ryan).

■ Became just the sixth player since at least 1914 to record four hits and pitch in relief in a game ... the others are Shane Halter (2000), Johnny Gorsica (1941), Carl Mays (1929), Rosy Ryan (1925) and Casey Hageman (1914) ... source: STATS.

■ The last White Sox to pitch in a game and record four hits was Early Wynn on 6/4-1/59 at Baltimore.

■ Did not homer in July, his first homerless month since May 2011 ... connected on a solo homer in the ninth on 8/7 at Kansas City, snapping a career-long, 33-game homerless stretch.

■ Forced extra innings with a RBI groundout in the ninth inning on 8/22 at Seattle ... White Sox went on to win, 6-3.

■ Went 2-4 with two RBI, including his final home run of the season, on 8/23 at Safeco Field.

■ Appeared in just nine games from 9/1 through the end of the season due to tendinitis in his right knee.

■ Recorded his final multihit game on 9/1 at Minnesota, and final RBI on 9/6 at Kansas City.

### CAREER HIGHLIGHTS

■ Is one of just two active players to hit 25-plus home runs in a season with four different clubs ... Adrian Beltre also has accomplished the feat.

■ Is one of only 11 active players to hit 20-plus homers nine or more times since 2005, joining Miguel Cabrera, Prince Fielder, Adrian Gonzalez, Matt Holliday, Ryan Howard, Brian McCann, David Ortiz, Albert Pujols, Nick Swisher and Mark Teixeira.

■ Won the Gold Glove and Silver Slugger Awards in 2012, joining Ryan Zimmerman (2009) as the second Nationals player to capture both honors in the same season ... also finished sixth in the National League Most Valuable Player balloting.

■ His 82 homer runs and 269 RBI rank fourth among all Nationals players since 2005, when the franchise relocated from Montreal.

## 2014 SEASON

- **National League Leaders:** 2nd in PA/BB (7.2); 3rd in AB/RBI (5.37); T3rd in GW RBI (17); 4th in AB/HR (19.0); T5th in RBI (92); 7th in HR (26).
- Reached the 20-home run plateau for the third straight season and ninth time overall ... hit 25-plus homers for the sixth time and drove in 90-plus runs for the fourth time.
- Led the Nationals with 26 home runs and 92 RBI ... his 82 walks and .362 on-base percentage were both career highs.
- Was a finalist for the NL Gold Glove Award at first base after recording a .994 fielding percentage (7 E/1,200 TC).
- Batted .280 (100-357) with 21 homers, 76 RBI and a .501 slugging percentage vs. right-handers ... ranked among the NL leaders vs. RHP in on-base percentage (3rd, .390), RBI (T4th), home runs (T6th), and OPS (10th, .891).
- Hit safely with a RBI in each of the first three games ... homered in the Nationals Opening Day win at the Mets.
- Compiled a 10-game hitting streak from 4/16-26 (.361, 13-36) ... recorded a RBI in each of the last five games of the streak.
- Was on the Nationals disabled list from 5/11-25 with a strained right quadriceps.
- Recorded three straight multihit efforts from 6/22-24 and 9/7-9 ... drove in a run in four consecutive games from 6/27-30 ... registered three straight multiRBI efforts from 8/14-16.
- Posted multihomer games on 8/6 vs. the Mets and 9/7 vs. Philadelphia, upping his career total to 24.
- Tied for third in the NL with 22 RBI in September ... reached the 25-homer mark on 9/19 at Miami.
- Hit a game-tying, pinch home run in the ninth inning and a game-winning single in the 13th as part of a five-RBI effort on 9/3 at Dodger Stadium ... the pinch homer was the first of his career ... did not start due to back soreness and a bruised elbow.
- Walked a career-high four times on 9/12 at the Mets.
- Played in all four games of Washington's four-game, NLDS loss to San Francisco, including all 18 innings at first base in a Game 2 loss.

## 2013 SEASON

- Reached the 20-home run plateau for the eighth time in the last nine seasons ... his 62 RBI were the fewest in a non-injury shortened season since 2004 with Atlanta (45).
- Signed a two-year contract on 1/8 after declining a mutual option following the 2012 season.
- Tied for sixth in the NL with 10 intentional walks and tied for ninth with 72 walks ... matched his career high with three triples (also 2008).
- Batted .250 (95-380) with 17 homers and 50 RBI vs. right-handers ... recorded a season-high .330 (32-97) average with seven homers and 19 RBI in May.
- Registered three multihomer games: 4/9 vs. the White Sox, 5/17 at San Diego and 5/28 vs. Baltimore.
- Connected on his 200th career homer on 4/20 at the Mets.
- Batted .382 (21-55) with four homers and 12 RBI during a career-high, 16-game hitting streak from 5/2-19.
- Homered in three straight games from 5/15-17 ... became the first opposing player to reach 10 career homers at San Diego's Petco Park with his multihomer effort on 5/17.
- Hit a game-winning solo homer in the 15th inning on 8/17 at Atlanta ... reached the 20-homer plateau on 9/12 at the Mets.

## 2012 SEASON

- Won the NL Gold Glove and Silver Slugger Awards and finished sixth in the Most Valuable Player voting in his second season with Washington.
- Led major-league first basemen with 33 home runs and 69 extra-base hits ... recorded career-highs in games (154), hits (155), homers, total bases (291) and extra-base hits and matched his career high with 100 RBI.

- Became just the third Nationals player to register a 30-home run/100-RBI season, joining Ryan Zimmerman (2009) and Adam Dunn (2009-10) ... reached the 30-homer plateau for the second time in his career (32 in 2006 with Atlanta).
- Hit 22 of his home runs off right-handers ... went 6-17 (.353) with 15 RBI with the bases loaded.
- Batted .329 (27-82) in April, .304 (28-92) in July and .327 (34-104) in September ... drove in 20 runs in August and connected on a season-high nine home runs in September.
- Recorded a RBI in each of his first three games (six total) and in five straight games from 4/21-26 ... posted a 10-game hitting streak from 4/16-26 (.361, 13-36).
- Homered in consecutive games from 4/27-28 at Dodger Stadium ... was 3-4 with a homer and four RBI on 5/16 vs. Pittsburgh ... hit two homers on 6/26 at Colorado.
- Collected his 1,000th career hit on 5/16 vs. Pittsburgh.
- Batted .463 (19-41) with five home runs and 12 RBI during an 11-game hitting streak from 7/22-8/3-1 ... recorded his second multihomer effort of the season on 8/4 vs. Miami.
- Hit safely in 14 of 15 games from 9/3-19, batting .357 (20-56) with six homers and 10 RBI ... homered in a career-high four straight games from 9/3-6 ... hit two home runs as part of a four-hit effort on 9/4 vs. the Cubs.
- Reached the 30-homer mark on 9/15 at Atlanta and the 100-RBI mark on 10/2 vs. Philadelphia.

## 2011 SEASON

- Was limited to just 43 games due to injury in his first season with Washington ... signed as a free agent on 1/11.
- Did not play after 5/21 due to season-ending surgery to repair a torn labrum in his left shoulder ... procedure was performed by Dr. Weiem Dougougu on 6/16.
- Compiled a 1.000 fielding percentage (412 chances).
- Connected on a game-winning, two-run home run in the 11th inning on 4/7 at Florida ... recorded a go-ahead sacrifice fly in the 10th on 5/6 at the Marlins.

## 2010 SEASON

- Reached 25 home runs for the second time in his career and 100 RBI for the first time in his lone season with Arizona.
- Collected at least 130 hits, 30 doubles, 20 home runs and 80 RBI for the fifth consecutive season, joining Miguel Cabrera, Matt Holliday, Albert Pujols and Mark Teixeira as the only players to accomplish the feat.
- Ranked second on the club with 151 games, tied for second with 25 homers, ranked third with 75 runs scored and 146 hits and fourth with 37 doubles.
- Hit two home runs on 4/29 at Wrigley Field, 5/19 vs. San Francisco, 6/12 vs. St. Louis and 8/1 vs. the Mets.
- Reached base safely via a hit or walk in 17 straight games from 4/19-5/7 ... committed two errors in a game for the first time in his career on 5/16 at Atlanta.
- Hit a solo homer in the second inning on 6/26 at Tampa Bay in support of Edwin Jackson's no-hitter ... recorded a RBI in four consecutive games from 6/27-30.
- Collected a career-high six RBI (two three-run homers) on 8/1 at New York-NL.
- Hit the first of four consecutive homers on 8/11 at Milwaukee to tie the major-league record ... his homer was followed by Miguel Montero, Mark Reynolds and Stephen Drew.
- Homered into San Francisco's McCovey Cove on 8/27 (off Tim Lincecum) and 8/28 (off Sergio Romo) ... became the first Giants opponent to homer into the Cove in consecutive games and the first player overall since Barry Bonds (4/12-13/04).
- Connected on a RBI double and two-run home run on 10/1 at Dodger Stadium to reach the 100-RBI mark ... became the sixth player in franchise history to reach that mark.

### 2009 SEASON

- Combined to hit .277 (154-555) with 38 doubles, 25 home runs, 83 RBI and 78 runs scored over 150 games between Pittsburgh, Boston and Atlanta.
- Started the season with the Pirates before being traded to Boston on 7/22 in exchange for infielder Argenis Diaz and right-hander Hunter Strickland ... played in just six games with the Red Sox before being traded to the Braves with cash considerations on 7/31 in exchange for first baseman Casey Kotchman.
- Batted .329 (93-283) with 26 doubles, 15 home runs and 44 RBI at home ... his .333 home average with the Pirates and Braves ranked fifth in the National League.
- Became the fourth player since 1999 to hit at least one home run with three different teams (including one in both leagues).
- Recorded three multihomer efforts: 4/26 at San Diego, 9/12 vs. Washington and 9/15 vs. the Mets.
- Hit .407 (11-27) with five doubles, two homers and seven RBI during an eight-game hitting streak from 5/27-6/6.
- Opened the season as Pittsburgh's starting first baseman for the third straight season ... was 4-5 with three doubles, two homers and four RBI on 4/26 at San Diego.
- Hit safely in each of his first three games with Boston ... made his Red Sox debut on 7/25 vs. Baltimore, going 1-4 with a home run and two RBI.
- Hit safely in each of his first six games with Atlanta (.524, 11-21) ... went 2-3 in his Braves debut on 8/1 vs. the Dodgers ... recorded four hits on 8/4 at San Diego.
- Posted a 10-game hitting streak from 8/17-27, going 16-39 (.410) with five home runs, 11 RBI, 10 runs scored and five multihit efforts.
- Led the Braves with a .365 average (35-96) and eight home runs in August ... also recorded 19 RBI.
- Homered in consecutive games on 9/13 at St. Louis and 9/15 vs. New York-NL (multihomer effort) ... registered four hits and established a career high with four runs scored on 9/15.

### 2008 SEASON

- Made 129 appearances (128 starts) at first base ... ranked second on the Pirates with 25 home runs (Nate McLouth, 26).
- Hit .318 (85-276) with 19 doubles, 19 home runs and 60 RBI in 74 games from 6/14-remainder of the season ... the .318 mark during that span ranked sixth in the NL.
- Was Pittsburgh's Opening Day starter for the second consecutive season ... collected two hits before enduring an 0-25 stretch.
- Homered in consecutive games on 5/4 at Washington and 5/6 vs. San Francisco ... stole his second career base on 5/10 vs. Atlanta ... connected on a go-ahead, two-run home run in the ninth inning on 6/14 at Baltimore and a game-winning single in the 10th on 6/15 at Camden Yards.
- Hit safely in a season-high nine straight games from 7/11-23, going 13-34 (.382) with two homers and six RBI ... homered twice on 7/25 vs. San Diego (eighth career multihomer effort) ... homered again the following night.
- Batted .390 (30-77) in July, the second-highest mark in the NL among players with at least 60 at-bats.
- Left the game on 7/27 vs. San Diego with a right intercostal strain ... was on the disabled list from 7/28-8/14, including a three-game rehab assignment at Class A Hickory.
- Connected on a game-tying homer on 8/18 vs. Mets ... received his second career ejection on 8/25 at Milwaukee (Bob Davidson) for arguing a strike call.
- His 26 RBI in September ranked fourth in the NL.
- Doubled in five straight games from 9/5-10 and hit eight in a nine-game span from 9/5-14 ... registered his ninth career multihomer game, including third career grand slam, and tallied five RBI on 9/17 vs. the Dodgers.
- Connected on a 446-foot home run on 9/24 at San Diego, the longest at Petco Park in 2008.

### 2007 SEASON

- Spent his first season with Pittsburgh and led the club in RBI (88) and games (152) and tied for the lead in doubles (42).
- Was traded by Atlanta with Jamie Romak to the Pirates in exchange for Mike Gonzalez and Brent Lillibridge on 1/19.
- His 42 doubles tied Colorado's Todd Helton for third among NL first basemen behind San Diego's Adrian Gonzalez (46) and the Cubs' Derrek Lee (43).
- Led NL first basemen with 154 double plays and ranked second with a .996 fielding percentage.
- Batted .328 (96-293) in 77 games from 6/28-end of the season, the 12th-best mark in the NL.
- Was Pittsburgh's Opening Day starter at first base at Houston ... hit his first homer with the Pirates on 4/7 at Cincinnati.
- Hit .459 (17-37) with six doubles, five home runs and 12 RBI during a nine-game hitting streak from 6/27-7/5.
- Homered twice on 7/5 vs. Milwaukee ... recorded his first career stolen base on 8/4 vs. Cincinnati ... registered four hits on 8/8 at Arizona.
- Became the first Pirates player to reach McCovey Cove with his home run off Tim Lincecum on 8/11 at San Francisco.
- Recorded nine-game hitting streaks from 8/13-2-8/21 (.473, 17-36) and 9/4-14 (.389, 14-36) ... went a season-high 47 games without an error from 7/14-9/7 (416 chances).
- Was presented with the Chuck Tanner Award by the Pittsburgh chapter of the BBWAA ... award recognizes a player based on his professionalism, cooperation and availability.

### 2006 SEASON

- Ranked second on Atlanta in home runs (32) and fourth in RBI (90) ... became just the third Braves first baseman to hit 30-plus homers in a season, joining Fred McGriff (34 in 1994) and Andres Galarraga (44 in 1998).
- Hit 21 of his 32 home runs on the road ... batted .323 (74-229) with 19 homers and 48 RBI in 66 games after the break.
- Ranked fourth among NL first basemen with a .996 fielding percentage (5 E/1,219 TC).
- Hit a three-run homer in the first inning on Opening Day at Dodger Stadium ... went 3-5 with a career-high five RBI on 5/19 at Arizona, including his second grand slam (Miguel Batista).
- Recorded multihomer efforts on 5/28 at Wrigley Field, 7/14 at San Diego (five RBI) and 8/1 at Pittsburgh.
- Went 4-4 with three doubles and a triple on 8/30 vs. San Francisco, becoming the first Brave since 1966 to record four extra-base hits in as many at-bats.
- Hit safely in 11 straight games from 8/21-9/2, batting .525 (21-40) with three homers, 14 RBI and 12 runs scored.

### 2005 SEASON

- Appeared in 125 games, including 117 starts at first base, with the Braves ... hit 19 of his 20 homers off right-handers.
- Hit his first grand slam on 5/13 at the Dodgers (off Jeff Weaver) ... recorded his second career multihomer effort on 7/4 vs. the Cubs, including his only home run of the season off a left-hander (Will Ohman).
- Was ejected by home-plate umpire Bill Miller on 7/25 vs. Florida for arguing balls and strikes.
- Collected four hits on 8/19 vs. San Diego ... snapped an 0-22 stretch on 8/27 vs. Washington.
- Hit .385 (20-52) with five home runs and 10 RBI over his final 17 games ... tallied four hits on 9/17 at Shea Stadium ... homered in consecutive games on 9/26-27 at Colorado.
- Was 4-8 (.500) with a team-high six RBI in three games of Atlanta's NLDS loss to Houston.
- Connected on a third-inning grand slam in Game 4 off Brandon Backe ... became the first Braves player to hit a postseason grand slam since Andres Galarraga on 10/11/98 at San Diego (NLCS Game 4).



## 2004 SEASON

- Made his first Opening Day roster in his rookie season with Atlanta ... was named to the Topps Rookie All-Star Team ... ranked third among NL rookies in slugging percentage (.488) and fifth in doubles (27).
- Hit .302 (52-172) with 10 home runs after the All-Star break, including a .348 (23-66) mark in September.
- Made his major-league debut on 4/7 vs. the Mets and collected his first two hits in the Braves' 11-run fourth inning ... became the fourth rookie in history and first in the NL to collect his first two career hits in the same inning ... singled off Steve Trachsel for his first major-league hit.
- Hit his first career home run on 4/21 at Cincinnati, a solo shot off Aaron Harang ... tied a major-league record with four doubles on 5/15 at Milwaukee.
- Was disabled from 5/29-7/2 with a separated left shoulder following a home-plate collision on 5/28 at Philadelphia.
- Recorded his first multihomer game on 8/11 vs. Milwaukee ... registered a game-winning RBI single off Eric Gagne in the ninth inning on 8/19 at Dodger Stadium.
- Batted .345 (30-87) with 11 doubles, five homers and 17 RBI in his final 28 games from 8/26-10/3.
- Homered in consecutive games for the first time on 9/28-29 vs. the Mets ... hit his first career pinch-hit home run on 10/3 at Wrigley Field (off Ryan Dempster).
- Was 4-17 (.235) in five games of the NLDS vs. Houston ... doubled in the tying run in the eighth inning to send Game 2 into extras ... Atlanta went on to win, 4-2.
- Connected on a game-winning, three-run homer off Chad Qualls in the sixth inning of Game 4 at Minute Maid Park.

## 2003 SEASON

- Split the season between Class AA Greenville and Class AAA Richmond, hitting .290 (140-483) with 20 home runs and 72 RBI over 133 games.
- Started the season with Greenville and was promoted to Richmond on 6/12.
- Played for the U.S. Team at the All-Star Futures at Chicago's U.S. Cellular Field, going 1-2.
- Was named by *Baseball America* as the Best Defensive First Baseman in the International League ... entered the season ranked by *Baseball America* as the Braves No. 6 Prospect.

## 2002 SEASON

- Combined to hit .317 (134-423) with 26 doubles, 13 home runs and 72 RBI in 114 games between Class A Myrtle Beach and Class AA Greenville.
- Opened the season with a 16-game hitting streak ... was named Appalachian League Player of the Week for 5/30-6/5 (.393, 11-28).
- Was promoted to Greenville on 7/9 ... recorded a 31-game on-base streak from 7/20-8/22 (Southern League high).

## 2001 SEASON

- Spent the entire season with Class A Myrtle Beach.
- Hit a game-ending grand slam on 4/1 vs. Winston-Salem.
- Posted a 14-game hitting streak from 4/18-5/3 and an 11-game streak from 7/5-17.

## 2000 SEASON

- Made his pro debut with Rookie Danville, appearing in 56 games ... was recommended/signed by Brian Kohlsheer.

## COMMUNITY INVOLVEMENT

- Was the White Sox 2015 nominee for the Bob Feller Act of Valor Award.
- With Washington, went on a USO Tour in 12/13, visited soldiers at Walter Reed Medical Center, hosted veterans at Nationals Park and worked with the Wounded Warrior Project.
- Along with his wife, Jen, is helping raise money for a state-of-the-art baseball complex in Fort Scott, Kan.

## MISCELLANEOUS/PERSONAL

- Married Jen ... has two children: Montana and Drake ... Twitter: @e3laroche.
- Attended Fort Scott (Kan.) Community College and Seminole State (Okla.) Community College ... is a 1998 graduate of Fort Scott (Kan.) High School.
- Is featured on the Outdoor Channel show, "Buck Commander," along with Jason Aldean and Luke Bryan.
- Brother, Andy, has appeared in 404 major-league games with the Dodgers (2007-08), Pittsburgh (2008-10), Oakland (2011) and Toronto (2013) ... father, Dave, was a two-time All-Star with Cleveland (1976) and Angels (1977) and was a White Sox coach from 1989-91.



FRONT OFFICE  
FIELD STAFF  
PLAYERS  
OPPONENTS  
2015 REVIEW  
HISTORY  
RECORDS  
MINOR LEAGUES  
MEDIA/MISC.

### CAREER PLAYING RECORD

YEAR	CLUB	AVG	G	AB	R	H	TB	2B	3B	HR	RBI	SH	SF	HB	BB	SO	SB	CS	OBP	SLG	E
2000	Danville	.308	56	201	38	62	102	13	3	7	45	1	4	2	24	46	4	1	.381	.507	2
2001	Myrtle Beach	.251	126	471	49	118	170	31	0	7	47	0	4	9	30	108	10	8	.305	.361	8
2002	Myrtle Beach	.336	69	250	30	84	128	17	0	9	53	2	2	4	27	37	0	2	.406	.512	5
	Greenville	.289	45	173	17	50	71	9	0	4	19	0	0	1	19	38	1	1	.363	.410	1
2003	Greenville	.283	61	219	42	62	112	12	1	12	37	0	4	3	34	53	1	2	.381	.511	2
	Richmond	.295	72	264	33	78	123	21	0	8	35	0	6	3	27	58	1	2	.360	.466	4
2004	ATLANTA	.278	110	324	45	90	158	27	1	13	45	2	2	1	27	78	0	0	.333	.488	5
	Richmond	.182	4	11	1	2	5	0	0	1	2	0	0	0	1	0	0	0	.250	.455	0
2005	ATLANTA	.259	141	451	53	117	205	28	0	20	78	2	6	4	39	87	0	2	.320	.455	7
2006	ATLANTA	.285	149	492	89	140	276	38	1	32	90	1	7	2	55	128	0	2	.354	.561	5
2007	PITTSBURGH	.272	152	563	71	153	258	42	0	21	88	0	4	3	62	131	1	1	.345	.458	6
2008	PITTSBURGH	.270	136	492	66	133	246	32	3	25	85	0	6	2	54	122	1	1	.341	.500	8
	Hickory	.600	3	10	2	6	10	1	0	1	4	0	0	0	2	1	0	0	.667	1.000	0
2009	PITTSBURGH	.247	87	324	46	80	143	25	1	12	40	0	3	0	41	81	2	2	.329	.441	1
	BOSTON	.263	6	19	2	5	10	2	0	1	3	0	0	0	0	2	0	0	.263	.526	0
	ATLANTA	.325	57	212	30	69	118	11	1	12	40	0	2	0	28	59	0	0	.401	.557	1
2010	ARIZONA	.261	151	560	75	146	262	37	2	25	100	0	4	3	48	172	0	1	.320	.468	11
2011	WASHINGTON	.172	43	151	15	26	39	4	0	3	15	0	1	0	25	37	1	0	.288	.258	0
2012	WASHINGTON	.271	154	571	76	155	291	35	1	33	100	0	9	0	67	138	1	1	.343	.510	7
2013	WASHINGTON	.237	152	511	70	121	206	19	3	20	62	0	4	3	72	131	4	1	.332	.403	11
2014	WASHINGTON	.259	140	494	73	128	225	19	0	26	92	0	8	2	82	108	3	0	.362	.455	7
	Potomac	.000	1	2	0	0	0	0	0	0	0	0	0	0	0	0	0	0	.000	.000	0
	Harrisburg	.333	1	3	0	1	1	0	0	0	0	0	0	0	1	1	0	0	.500	.333	0
2015	WHITE SOX	.207	127	429	41	89	146	21	0	12	44	3	2	4	49	133	0	0	.293	.340	0
<b>MINOR TOTALS</b>		<b>.289</b>	<b>438</b>	<b>1604</b>	<b>212</b>	<b>463</b>	<b>722</b>	<b>104</b>	<b>4</b>	<b>49</b>	<b>242</b>	<b>3</b>	<b>20</b>	<b>22</b>	<b>165</b>	<b>342</b>	<b>17</b>	<b>16</b>	<b>.359</b>	<b>.450</b>	<b>22</b>
<b>A.L. TOTALS</b>		<b>.210</b>	<b>133</b>	<b>448</b>	<b>43</b>	<b>94</b>	<b>156</b>	<b>23</b>	<b>0</b>	<b>13</b>	<b>47</b>	<b>0</b>	<b>2</b>	<b>4</b>	<b>49</b>	<b>135</b>	<b>0</b>	<b>0</b>	<b>.292</b>	<b>.348</b>	<b>0</b>
<b>N.L. TOTALS</b>		<b>.264</b>	<b>1472</b>	<b>5145</b>	<b>709</b>	<b>1358</b>	<b>2427</b>	<b>317</b>	<b>13</b>	<b>242</b>	<b>835</b>	<b>5</b>	<b>56</b>	<b>20</b>	<b>600</b>	<b>1272</b>	<b>13</b>	<b>11</b>	<b>.340</b>	<b>.472</b>	<b>69</b>
<b>MLB TOTALS</b>		<b>.260</b>	<b>1605</b>	<b>5563</b>	<b>752</b>	<b>1452</b>	<b>2583</b>	<b>340</b>	<b>13</b>	<b>255</b>	<b>882</b>	<b>5</b>	<b>58</b>	<b>24</b>	<b>649</b>	<b>1407</b>	<b>13</b>	<b>11</b>	<b>.336</b>	<b>.462</b>	<b>69</b>

### CAREER TRANSACTIONS

- Selected by Atlanta in the 29th round of the First-Year Player Draft (6/00).
- On Class A Myrtle Beach disabled list with a left-finger laceration (6/15-7/2/02).
- On Atlanta disabled list with a separated left shoulder (5/29-7/2/04); included rehab assignment at Class AAA Richmond (6/29-7/2/04).
- Traded by Atlanta with OF Jamie Romak to Pittsburgh in exchange for LHP Mike Gonzalez and INF Brent Lillibridge (1/19/07).
- On Pittsburgh disabled list with a right rib strain (7/28-8/14/08); included rehabilitation assignment at Class A Hickory (8/11-14/08).
- Traded by Pittsburgh to Boston in exchange for infielder Argenis Diaz and right-hander Hunter Strickland (7/22/09).
- Traded by Boston with cash considerations to Atlanta in exchange for first baseman Casey Kotchman (7/31/09).
- Signed by Arizona as a free agent (1/15/10).
- Signed with Washington as a free agent (1/7/11).
- On Washington disabled list with torn left labrum (5/22/11-end of season); transferred to 60-day disabled list (9/3/11).
- On Washington DL with a strained right quad (5/10-25/14); included rehab to Class A Potomac and Class AA Harrisburg (5/22-25/14).
- Signed with the White Sox as a free agent (11/25/14).

### CAREER FIELDING STATISTICS

POSITION	PCT	G	GS	TC	PO	A	E	DP	POSITION	PCT	G	GS	TC	PO	A	E	DP
First Base	.995	1468	1408	13076	12072	934	70	1249	Pitcher	—	1	0	0	0	0	0	0

### CAREER GAME BESTS AND HOME RUN INFORMATION

- HITS** — 4 (13x, last 7/31/15 vs. NYY) ... **HR** — 2 (24x, last 9/7/14 vs. Phi.) ... **RBI** — 6 (8/1/10 at NYM)
- RUNS** — 4 (9/15/09 vs. NYM) ... **SB** — 1 (13x, last 8/22/14 vs. S.F.) ... **HITTING STREAK** — 16 games (5/2-19/13)
- GAME-ENDING HOME RUNS** — 1 (8/18/14 vs. Ari.) ... **GS** — 3 (9/17/08 at LAD) ... **MULTIHR GAMES** — 24 (9/7/14 vs. Phi.)
- PINCH-HIT HOME RUNS** — 2 (9/3/14 at LAD) ... **INSIDE-THE-PARK HOME RUNS** — NONE ... **LEADOFF HR** — NONE

### DIVISION SERIES RECORD

YEAR	CLUB	AVG	G	AB	R	H	TB	2B	3B	HR	RBI	SH	SF	HB	BB	SO	SB	CS	OBP	SLG	E
2004	Atl. vs. Hou.	.235	5	17	1	4	8	1	0	1	4	0	0	0	2	5	0	0	.316	.471	0
2005	Atl. vs. Hou.	.500	3	8	2	4	8	1	0	1	6	1	0	0	3	1	0	0	.636	1.000	0
2012	Was. vs. St. L.	.176	5	17	4	3	9	0	0	2	2	0	0	0	4	3	0	0	.333	.529	1
2014	Was. vs. S.F.	.056	4	18	0	1	1	0	0	0	0	0	0	0	1	4	0	0	.105	.056	0
<b>TOTALS</b>		<b>.200</b>	<b>17</b>	<b>60</b>	<b>7</b>	<b>12</b>	<b>26</b>	<b>2</b>	<b>0</b>	<b>4</b>	<b>12</b>	<b>1</b>	<b>0</b>	<b>0</b>	<b>10</b>	<b>13</b>	<b>0</b>	<b>0</b>	<b>.314</b>	<b>.433</b>	<b>1</b>

### White Sox Position Players Who Have Pitched (Since 1980)

Player	Date	Opp	IP	ER	SO	Player	Date	Opp	IP	ER	SO
Mike Squires	4/22/84	at Det.	0.1	0	0	Leury Garcia	4/16/14	vs. Bos.	1.0	2	0
Steve Lyons	6/16/90	vs. Oak.	2.0	1	1	Adam Dunn	8/5/14	vs. Tex.	1.0	1	0
Dave Martinez	8/4/95	at Cle.	1.0	0	0	Adam LaRoche	7/31/15	vs. NYY	1.0	0	1
Dewayne Wise	9/4/12	vs. Min.	1.0	0	0	Leury Garcia	9/15/15	vs. Oak.	1.0	0	1
Casper Wells	6/28/13	vs. Cle.	1.0	0	1	Alexei Ramirez	9/15/15	vs. Oak.	1.0	0	0



# MAT LATOS

# 38

## RIGHT-HANDED PITCHER

**Given Name:** Matthew Adam Latos

**Bats:** Right **Throws:** Right

**Height:** 6-6 **Weight:** 245

**Opening Day Age:** 28 (December 9, 1987)

**Birthplace/Residence:** Alexandria, Va./Miami Beach, Fla.

**First Pro Contract:** San Diego Padres, selected in the 11th round, June 2006 First-Year Player Draft.

**Sox Acquisition:** Signed as a free agent, February 9, 2016.

**Major League Service:** Six years, 79 days.

**Contract Status:** Signed through 2016.

### 2015 SEASON

- Combined to go 4-10 with a 4.95 ERA (64 ER/116.1 IP) and 100 strikeouts over 24 appearances (21 starts) between Miami, the Los Angeles Dodgers and the Los Angeles Angels.
- Opened the season with the Marlins, making 16 starts ... was traded by Miami with Luis Avilan and Michael Morse to the Dodgers in exchange for Victor Araujo, Jeff Brigham and Kevin Guzman on 7/30.
- Made six appearances with Los Angeles-NL before being designated for assignment on 9/17 and released on 9/25.
- Signed by the Angels on 9/28 and appeared in two games.
- Was on Miami's disabled list from 5/22-6/13 due to inflammation in his left knee ... appeared in one injury rehab game with Class AAA New Orleans.
- Limited right-handers to a .249 average (59-237), compared to a .286 mark vs. lefties (61-213).
- Recorded a 1.80 ERA (4 ER/20.0 IP) over three starts in July, allowing a .159 (11-69) opponents average.
- Earned his first win on 5/5 at Washington after allowing just one earned run over 6.1 IP ... struck out 11 and surrendered one run over 7.0 IP in a win on 6/13 vs. Colorado.
- Threw 7.0 scoreless IP in a victory on 7/21 at Arizona.
- Went 0-4 with a 6.09 ERA (23 ER/34.0 IP), 26 strikeouts and six home runs allowed over his final nine outings (six starts) from 7/26-10/3 between the Marlins, Dodgers and Angels.

### 2014 SEASON

- Was limited to just 16 starts with Cincinnati due to surgeries on his left knee and right elbow ... did not make 30-plus starts for the first time since 2009.
- Posted a 2.79 ERA (12 ER/38.2 IP) prior to the All-Star Break ... limited left-handers to a .237 average (44-186) and righties to a .244 (48-197) ... opponents hit just .176 (24-136) in the first half and .205 (8-39) with RISP/two outs.
- Went 1-2 with a 1.80 ERA (5 ER/25.0 IP) in four starts vs. the National League East.
- Opened the season on the disabled list after suffering a knee injury during spring training ... also was recovering from offseason elbow surgery (bone spur removal) ... made one rehab start with Class AA Pensacola before being sidelined with a strained right flexor.
- Resumed his rehab assignment from 5/25-6/9, making four appearances with Class AAA Louisville ... was returned from his rehab assignment and reinstated from the 60-day disabled list on 6/14.
- Made his season debut that night at Milwaukee, receiving a no decision despite working 6.0 scoreless IP.
- Allowed one run over 7.0 IP in two consecutive starts on 6/25 at the Cubs and 6/30 at San Diego ... recorded his 800th career strikeout at Petco Park, joining Clayton Kershaw as the only pitchers born in 1987 or later to reach the milestone.

### LATOS AMONG NATIONAL LEAGUE PITCHERS FROM 2010-13

Category	Rank	No.	Category	Rank	No.
Opp. AVG	3rd	.232	Innings	7th	799.0
Hits/9.0 IP	3rd	7.92	Opp. OBP	7th	.291
Strikeouts	5th	746	Starts	8th	127
Quality Starts	5th	80	SO/9.0 IP	8th	8.40
Opp. OPS	6th	.653	Wins	T8th	51
Opp. SLG	6th	.363	SO/BB	10th	3.19

- Surrendered two earned runs over a season-high 8.0 IP in a victory on 7/6 vs. the Brewers ... earned wins on 8/1 at Miami and 8/6 vs. Cleveland (3 ER/7.2 IP) and received a no decision on 8/12 vs. Boston (1 ER/7.0 IP).
- Made his final start on 9/7 vs. the Mets before being shut down for the remainder of the season due to a bone bruise in his right elbow.

### 2013 SEASON

- Was named the Johnny Vander Meer Award winner as the Reds' Most Outstanding Pitcher by the Cincinnati chapter of the BBWAA ... matched his career high (third time) with 14 wins.
- Tied for fifth in the National League in winning percentage (.667) and ranked seventh in IP (210.2) ... eclipsed the 180-plus strikeout plateau for the fourth consecutive season.
- Received five no decisions over his first 14 starts due to blown saves by the Reds bullpen.
- Opened the season with six consecutive quality starts from 4/3-29, going 2-0 with a 1.83 ERA (8 ER/39.1 IP) and 37 strikeouts ... the last Reds pitcher to begin a season with six quality starts was Mario Soto in 1985.
- Went 4-1 with a 2.87 ERA (27 ER/84.2 IP) over his first 13 starts ... became the second Cincinnati pitcher since 1912 (when earned runs became an official statistic) to go undefeated with a sub-3.00 ERA through the first 13 starts of a season.
- Established a career high with 21.2 consecutive scoreless IP from 4/19-5/5 ... suffered his first loss on 6/18 at Cubs ... matched a career high with 13 strikeouts on 6/23 at Arizona.
- Made consecutive scoreless starts from 4/24-29 (13.0 IP) and 8/6-12 (15.1 IP).
- Went 4-1 with a 1.32 ERA (5 ER/34.0 IP), 27 strikeouts and a .219 (28-128) opponents average over a five-start stretch from 7/20-8/12.
- Recorded a complete-game victory on 9/2 vs. St. Louis, allowing two runs.
- Was not on the Reds postseason roster for their Wild Card Game loss at Pittsburgh ... underwent arthroscopic surgery to remove bone spurs from his right elbow on 10/11.

## 2012 SEASON

- Ranked among the NL leaders in starts (T1st, 33), winning percentage (2nd, .778), opponents average (5th, .230) and IP (9th, 209.1) ... tied Cliff Lee with 15 no decisions, the most in the majors.
- Cincinnati went 23-10 in his starts and scored 4.45 runs per game ... limited right-handers to a .208 average (80-384).
- Went 7-0 with a 3.43 (36 ER/94.1 IP), two complete games and 92 strikeouts over 15 starts from 4/24-7/13 ... the seven-game winning streak was a career-high ... the bullpen suffered three blown saves during the streak.
- Struck out 11 on 5/6 at Pittsburgh ... Reds pitchers recorded 17 strikeouts, tying a club record for a nine-inning game ... became just the 11th pitcher in major-league history to surrender five homers in a victory on 5/27 at Colorado.
- Struck out 13 and recorded two hits on 6/25 vs. Milwaukee, becoming just the third Reds pitcher since 1900 to accomplish the feat ... tossed 26 consecutive strikes from the first-fifth innings, setting a club record (since 1988).
- Struck out Buster Posey for his 500th career strikeout on 6/30 at San Francisco.
- Was named NL Pitcher of the Week for the period of 6/25-7/1, tossing two complete games on 6/25 vs. Milwaukee and 6/30 at San Francisco ... allowed two earned runs on six hits with 20 strikeouts over 18.0 IP during the week ... became the first Reds pitcher to throw consecutive complete games since Aaron Harang in 2006.

- Left his next start on 7/23 at Houston with a sprained left ankle ... posted a 19.1 scoreless IP streak from 7/29-8/8.
- Recorded a six-game hitting streak from 8/3-29, going 8-16 (.500) with three RBI ... hit his third career home run on 8/3 vs. the Pirates.
- Recorded a 2.27 ERA (9 ER/35.2 IP) over five September starts ... earned the win on 9/22 vs. the Dodgers (8.0 scoreless IP), clinching the NL Central division title.
- Made his first career relief appearance in Game 1 of the NLDS at San Francisco ... entered in the third inning and allowed one run over 4.0 IP ... started the decisive Game 5 of the series, suffering the loss after allowing six runs (five earned) over 4.1 IP ... surrendered a grand slam to Buster Posey in the fifth inning.

## 2011 SEASON

- Ranked ninth in the NL in opponents average (.233) and strikeouts per 9.0 IP (8.57).
- Received a 3.29 run support average (71 RS/194.1 IP), the fifth-lowest total in the major leagues ... snapped San Diego losing streaks of five, six and nine games.
- Lowered his ERA from 4.04 (45 ER/100.1 IP) in the first half to 2.87 (30 ER/94.0 IP) after the break ... went 3-1 with a 1.96 ERA (8 ER/36.2 IP) over five September starts.
- Limited right-handers to a .204 average (68-333), the sixth-best mark in the NL and 12th-best in the majors.
- Earned his first win on 5/15 at Colorado, snapping a personal 10-game losing streak dating back to 2010.
- Won three consecutive starts from 5/25-6/5, allowing five earned runs with 17 strikeouts over 19.0 IP.
- Recorded a 2.94 ERA (37 ER/113.1 IP) and .210 opponents average (86-410) over his final 17 starts ... right-handers hit just .156 during that span, the lowest mark in the majors.

## 2010 SEASON

- Ranked third in the NL in opponents on-base percentage (.272), fourth in strikeout-to-walk ratio (3.78), fifth in opponents average (.217) and strikeouts per 9.0 IP (9.21), sixth in opponents slugging percentage (.330) and 10th in ERA (2.92) in his first full season in the major leagues.
- Established career bests with a 2.92 ERA (60 ER/184.2 IP), 14 wins and 189 strikeouts.

- Held left-handers to a .220 (77-350) average and righties to a .214 (73-341) mark, seventh-lowest in the NL.
- Finished the season with 18 career wins, second-most by a Padres pitcher under 23 years old behind Jake Peavy and Clay Kirby (22 each).
- Went 5-1 with a 1.54 ERA (7 ER/41.0 IP) and .160 (23-144) opponents average in May ... his .160 opponents average set a Padres record for the month of May.
- Recorded his first career shutout on 5/13 at San Francisco, allowing one hit over 9.0 IP ... it was the 17th complete-game one-hitter in Padres history.
- Allowed two runs or less while tossing at least 5.0 IP in 15 straight starts from 6/10-9/7, setting a major-league record.
- Went 6-0 with a 1.40 ERA (8 ER/51.1 IP), 57 strikeouts and a .179 (33-184) opp. average over eight starts from 6/10-7/29.
- Posted a 3-0 record with a 1.04 ERA (3 ER/26.0 IP) in four starts in July ... his 1.04 ERA set a franchise record for July.
- Hit his first major-league home run on 7/8 at Washington (off Luis Atiliano) ... went 6-54 (.111) with two doubles, a homer and three RBI for the season.
- Was on the disabled list with a strained left oblique from 7/9-24, missing one scheduled start.
- Struck out a season-high 10 batters in three of four starts from 8/19-9/7.
- Went 0-5 with a 8.18 ERA (20 ER/22.0 IP) over his last five starts of the season.

## 2009 SEASON

- Split the season between Class A Fort Wayne, Class AA San Antonio and San Diego.
- His contract was purchased by San Diego on 7/18.
- Made his major-league debut on 7/19 vs. Colorado, suffering the loss (2 ER/4.0 IP) ... recorded his first career strikeout (Clint Barmes) in the first inning.
- Earned his first career win on 7/24 at Washington, allowing two runs on five hits over 5.2 IP.
- Won four straight starts from 7/24-8/8, going 4-0 with 2.10 ERA (6 ER/25.2 IP) ... became the first Padres pitcher to earn the win in four of his first five career starts.
- Collected his first major-league hit on 8/8 vs. New York-NL, a single off Bobby Parnell in the second.
- Went 0-4 with a 7.71 ERA (18 ER/21.0 IP) and 16 strikeouts over his last five starts of the season.
- Combined to go 8-1 with a 1.37 ERA (11 ER/72.1 IP) and 73 strikeouts in 13 appearances (11 starts) between Fort Wayne and San Antonio.

## 2008 SEASON

- Combined to go 3-3 with a 2.57 ERA (16 ER/56.0 IP) over 15 appearances (11 starts) between Class A Fort Wayne, Class A Eugene and the Arizona Rookie League Padres.
- Struck out 69 and walked just 13 (11.08 SO/BB ratio).
- Was on the Fort Wayne disabled list with a strained left oblique from 5/22-6/11 and 6/12-8/23 ... pitched with the AZL Padres on a rehab assignment from 7/29-8/23.

## 2007 SEASON

- Made his professional debut with Eugene ... ranked third in the Northwest League with 74 strikeouts.
- Recorded his first 10-plus strikeout game on 8/29 at Everett, striking out 10 over 5.0 IP.
- Was ranked by *Baseball America* as the No. 1 Prospect in the NWL following the season.
- Was recommended/signed by Joe Bochy.

## MISCELLANEOUS/PERSONAL

- Married Dallas ... has one son: Landon Marshall
- Is a 2006 graduate of Coconut Creek High School ... his uniform No. 27 was retired by the school, and he was inducted into its Hall of Fame.



### CAREER PLAYING RECORD

YEAR	CLUB	W-L	PCT	ERA	G	GS	CG	SHO	SV	IP	H	R	ER	HR	HB	BB-I	SO	WP	BK	AVG
2007	Eugene	1-4	.200	3.83	16	13	0	0	0	56.1	58	30	24	1	4	22-0	74	8	4	.266
2008	Fort Wayne	0-3	.000	3.28	7	5	0	0	0	24.2	24	12	9	3	1	8-0	23	0	0	.250
2008	AZL Padres	1-0	1.000	3.21	5	3	0	0	0	14.0	12	5	5	0	2	2-0	23	2	0	.231
	Eugene	2-0	1.000	1.04	3	3	0	0	0	17.1	13	3	2	1	1	3-0	23	2	1	.197
2009	Fort Wayne	3-0	1.000	0.36	4	2	0	0	0	25.1	10	1	1	1	0	3-0	27	0	0	.120
	San Antonio	5-1	.833	1.91	9	9	0	0	0	47.0	32	11	10	0	1	9-0	46	1	0	.192
	San Diego	4-5	.444	4.62	10	10	0	0	0	50.2	43	29	26	7	0	23-1	39	0	2	.232
2010	San Diego	14-10	.583	2.92	31	31	1	1	0	184.2	150	63	60	16	2	50-3	189	5	1	.217
2011	San Diego	9-14	.391	3.47	31	31	0	0	0	194.1	168	82	75	16	1	62-3	185	5	0	.233
2012	CINCINNATI	14-4	.778	3.48	33	33	2	0	0	209.1	179	87	81	25	4	64-9	185	3	1	.230
2013	CINCINNATI	14-7	.667	3.16	32	32	1	0	0	210.2	197	82	74	14	10	58-5	187	8	0	.247
2014	Pensacola	0-0	.000	6.75	1	1	0	0	0	4.0	7	5	3	1	1	2-1	3	0	0	.350
	Louisville	2-0	1.000	2.33	4	4	1	0	0	19.1	17	5	5	1	0	7-0	13	0	0	.243
	CINCINNATI	5-5	.500	3.25	16	16	0	0	0	102.1	92	42	37	9	2	26-2	74	1	0	.240
2015	New Orleans	0-0	.000	1.93	1	1	0	0	0	4.2	3	1	1	0	0	5-0	4	1	0	.176
	MIAMI	4-7	.364	4.48	16	16	0	0	0	88.1	85	46	44	8	1	25-0	79	9	0	.251
	LOS ANGELES-NL	0-3	.000	6.66	6	5	0	0	0	24.1	31	19	18	3	0	6-1	18	1	1	.323
	LOS ANGELES-AL	0-0	.000	4.91	2	0	0	0	0	3.2	4	2	2	2	0	1-0	3	0	0	.267
<b>MINOR TOTALS</b>		<b>14-8</b>	<b>.636</b>	<b>2.54</b>	<b>50</b>	<b>41</b>	<b>1</b>	<b>0</b>	<b>0</b>	<b>212.2</b>	<b>176</b>	<b>73</b>	<b>60</b>	<b>8</b>	<b>10</b>	<b>61-1</b>	<b>236</b>	<b>14</b>	<b>5</b>	<b>.223</b>
<b>A.L. TOTALS</b>		<b>0-0</b>	<b>.000</b>	<b>4.91</b>	<b>2</b>	<b>0</b>	<b>0</b>	<b>0</b>	<b>0</b>	<b>3.2</b>	<b>4</b>	<b>2</b>	<b>2</b>	<b>2</b>	<b>0</b>	<b>1-0</b>	<b>3</b>	<b>0</b>	<b>0</b>	<b>.267</b>
<b>N.L. TOTALS</b>		<b>64-55</b>	<b>.538</b>	<b>3.51</b>	<b>175</b>	<b>174</b>	<b>4</b>	<b>0</b>	<b>0</b>	<b>1064.2</b>	<b>945</b>	<b>450</b>	<b>415</b>	<b>98</b>	<b>20</b>	<b>314-24</b>	<b>956</b>	<b>32</b>	<b>5</b>	<b>.237</b>
<b>MLB TOTALS</b>		<b>64-55</b>	<b>.538</b>	<b>3.51</b>	<b>177</b>	<b>174</b>	<b>4</b>	<b>1</b>	<b>0</b>	<b>1068.1</b>	<b>949</b>	<b>452</b>	<b>417</b>	<b>100</b>	<b>20</b>	<b>315-24</b>	<b>959</b>	<b>32</b>	<b>5</b>	<b>.237</b>

### CAREER TRANSACTIONS

- Selected by San Diego in the 11th round of the First-Year Player Draft (6/06).
- On Class A Fort Wayne disabled list with a strained left oblique (5/22-6/11/08).
- On Class A Fort Wayne disabled list with a strained left oblique (6/12-8/23/08); included a rehab assignment to AZL Padres (7/29-8/23/08).
- On San Diego disabled list with a strained left oblique (7/9-24/10).
- On San Diego disabled list with a strained right shoulder (3/22-4/11/11).
- Traded by San Diego to Cincinnati in exchange for outfielder Yonder Alonso, pitchers Brad Boxberger and Edinson Volquez and catcher Yasmani Grandal (12/17/11).
- On Cincinnati disabled list recovering from left knee surgery (3/21-6/14/14); included rehab assignments to Class AA Pensacola (4/3-14/14) and Class AAA Louisville (5/25-6/3/14).
- Traded by Cincinnati to Miami in exchange for pitcher Anthony DeSclafani and catcher Chad Wallach (12/11/14).
- On Miami disabled list with left knee inflammation (5/22-6/13/15); included a rehab assignment to Class AAA New Orleans (6/8-13/15).
- Traded by Miami with pitcher Luis Avilan and infielder Michael Morse to Los Angeles-NL in exchange for pitchers Victor Araujo, Jeff Brigham and Kevin Guzman (7/30/15).
- Signed by Los Angeles-AL as a free agent (9/28/15).
- Signed by the White Sox as a free agent (2/8/16).

### CAREER PITCHING BREAKDOWN

**Quality Starts — Career:** 103; **2015:** 9; **2014:** 10; **2013:** 21; **2012:** 18; **2011:** 20; **2010:** 21; **2009:** 4.  
**Club Record As A Starter — Career:** 92-82; **2015:** 8-13; **2014:** 6-10; **2013:** 20-12; **2012:** 23-10; **2011:** 13-18; **2010:** 17-14; **2009:** 5-5.  
**Starts Lasting At Least 6.0/7.0/8.0 IP — Career:** 87/46/8; **2015:** 10/5/0; **2014:** 12/8/1; **2013:** 28/13/4; **2012:** 21/17/5; **2011:** 23/21/2; **2010:** 22/9/3; **2009:** 4/3/0

### CAREER FIELDING STATISTICS

POSITION	PCT	G	GS	TC	PO	A	E	DP
Pitcher	.981	177	174	211	84	123	4	6

### CAREER GAME BESTS

**STRIKEOUTS —** 13 (2x, last 6/23/13 at Ariz., 7.2 IP) ... **IP —** 9.0 (4x, last 9/2/13 vs. STL) ... **CG —** 4 (last 9/2/13 vs. STL)  
**SHO —** 1 (5/13/10 at S.F.) ... **WINNING STREAK —** 10 games (8/29/12-6/8/13)  
**CONSECUTIVE SCORELESS IP —** 21.0 (2x, last 4/19-5/5/13)

### DIVISION SERIES RECORD

YEAR	CLUB	W-L	PCT	ERA	G	GS	CG	SHO	SV	IP	H	R	ER	HR	HB	BB-I	SO	WP	BK	AVG
2012	Cin. vs. S.F.	0-1	.000	6.48	2	1	0	0	0	8.1	11	7	6	2	0	2-0	5	0	0	.297

## Civil Rights Game

The White Sox played in the first-ever, regular-season Gillette Civil Rights Game on June 20, 2009 at Cincinnati, rallying to defeat the Reds, 10-8. Chicago also played in the 2008 event in Memphis, losing to the Mets, 3-2. Sox General Manager Ken Williams is the only African American general manager in Chicago sports history and was the third in major-league history, while former manager Ozzie Guillen (2005) is the only Latino to win a World Series title.



# BRETT LAWRIE

# 15

## INFIELDER

**Given Name:** Brett Russell Lawrie (LORE-EE)

**Bats:** Right **Throws:** Right

**Height:** 6-0 **Weight:** 210

**Opening Day Age:** 26 (January 18, 1990)

**Birthplace/Residence:** Langley, British Columbia/Peoria, Ariz.

**First Pro Contract:** Milwaukee Brewers, selected in first round (16th overall), June 2008 First-Year Player Draft.

**Sox Acquisition:** Obtained from the Oakland Athletics in exchange for pitchers Zachary Erwin and J.B. Wendelken, December 9, 2015.

**Major League Service:** Four years, 55 days.

**Contract Status:** Signed through 2016.

### 2015 SEASON

- Batted .260 with a career-high 16 home runs and 60 RBI in his first season with the A's ... avoided the disabled list for the first time in five major-league seasons.
- Also recorded career bests in games (149), at-bats (562), hits (146), doubles (29) and extra-base hits (48) and ranked second in the American League with 26 infield hits.
- Began the season as the A's third baseman and made 98 of his first 99 starts at third ... made 39 of his final 48 starts at second base after Danny Valencia joined the A's on 8/5.
- Batted .282 (87-309) before the All-Star Break, including a .314 (71-226) mark over 62 games from 4/26-7/7 to raise his average from .214 to a season-high .291.
- Hit .293 (46-157) with seven home runs vs. left-handed pitchers and .437 (31-71) when putting the first pitch in play.
- Homered in back-to-back games three times: 5/27-28 vs. the Yankees, 8/26 at Seattle and 8/28 at Arizona and 9/1-2 vs. the Angels.
- Hit his third career grand slam on 6/24 vs. Texas, a first-inning shot off Wandy Rodriguez ... collected a career-high four hits on 7/29 at the Dodgers, going 4-5 with a homer and four RBI.
- Ranked second in the AL with a career-high 24 errors ... 18 came as a third baseman, which tied for third in the AL.

### 2014 SEASON

- Batted .247 with 12 home runs and 38 RBI over 70 games in a season shortened by a broken finger and strained oblique.
- Appeared in 63 games (44 starts) at third base and 32 (26) at second, compiling a .984 fielding percentage.
- Hit .263 (52-198) with 10 of his 12 home runs vs. right-handed pitching, .323 (21-65) with runners in scoring position, .285 (35-123) at home and .343 (12-35) during interleague play ... did not ground into a double play in 259 at-bats.
- Batted .200 (19-95) in April but tied for sixth in the AL with six home runs and tied for seventh with 20 RBI.
- Recorded a career-high five RBI on 4/15 at Minnesota, including his second career grand slam ... homered in consecutive games on 4/22-23 vs. Baltimore ... registered six straight multihit games from 4/26-5/3, going 13-26 (.500).
- Hit safely in 14 of his 15 games from 5/22-6/6 (.310, 18-58), including a pair of seven-game hitting streaks.
- His 55-game errorless streak at third base dating back to 2013 ended on 6/4 at Detroit ... hit his career-high 12th home run on 6/20 at Cincinnati.
- Was on the disabled list from 6/23-8/4 with a broken right finger ... was reinstated on 8/5 and singled in his only at-bat that day vs. Baltimore before straining his left oblique.
- Returned to the disabled list on 8/6 and missed the rest of the season.

### 2013 SEASON

- Was limited by injuries to 107 games ... was on the disabled list from 3/22-4/16 with a strained left oblique and 5/28-7/13 with a sprained left ankle.
- Hit .283 (72-254) with 14 doubles, six home runs and 32 RBI in the first half, compared to .204 (30-147) with four doubles, five homers and 14 RBI before the break.
- Was named Honda Player of the Month for August by the Toronto chapter of the BBWAA after hitting .346 (37-107) with eight doubles and 13 RBI ... his 37 hits tied for fifth in the AL.
- Hit safely in 19 of 20 games from 7/29-8/18, including a career-high, 11-game hitting streak from 7/29-8/9 (.400, 16-40).
- Went 3-4 with a double and triple on 8/5 at Seattle ... was 3-5 with a double and two stolen bases on 8/11 vs. Oakland.
- Was selected to play for Team Canada in the World Baseball Classic but missed the tournament with a strained oblique.

### 2012 SEASON

- Made 123 starts at third base and one at designated hitter in his first full season with the Blue Jays.
- Batted .319 (43-135) with a .813 OPS vs. left-handed pitchers, .302 (70-232) with a .811 OPS at home and .274 (69-252) with a .768 OPS in 61 games from the leadoff spot.
- His average peaked at .295 (93-315) on 7/4, but he hit just .239 (44-184) over his final 48 games.
- Recorded the 16th steal of home in Blue Jays history on 4/22 at Kansas City and the 14th as part of a double steal ... hit a walkoff home run in the ninth inning on 5/1 at Texas to give the Blue Jays an 8-7 victory.
- Was on the Major League Baseball suspended list from 5/17-20 for his actions on 5/15 vs. Tampa Bay when he threw a helmet that hit an umpire.
- Posted a career-high tying, nine-game hitting streak from 6/10-19, going 14-38 (.368) with three home runs, eight RBI and nine runs scored.
- Tied for third in the AL with 24 runs scored in June and ranked fifth with nine doubles ... went 3-5 with a triple and career-high four runs scored on 6/22 at Miami and 3-4 with a double, triple, three RBI and three runs scored on 6/30 vs. the Angels ... also scored three runs on 6/5 at the White Sox and 6/18 at Milwaukee.
- Missed two games with a leg contusion suffered on 7/18 at Yankee Stadium when he fell into the third-base camera well attempting a catch.
- Was on the disabled list from 8/4-9/6 with a strained right oblique, including one-game rehab assignments with the GCL Blue Jays and Class A Dunedin.

## 2011 SEASON

- His contract was purchased by Toronto on 8/5 ... made his major-league debut that night at Baltimore, becoming the 15th Canadian to play for the Blue Jays.
- Went 2-4 in his debut, singling off Tommy Hunter in his first at-bat ... hit his first home run on 8/7 at Baltimore, a solo shot off Alfredo Simon.
- Hit his first career grand slam on 8/10 vs. Oakland, joining Matt Stairs as the only Canadian-born players to accomplish the feat with the Blue Jays ... became the youngest player to hit a grand slam for Toronto since Junior Felix on 6/2/89.
- Was placed on the disabled list on 9/21 with a fractured right middle finger and missed the remainder of the season.
- Began the season at Class AAA Las Vegas ... at the time of his promotion, led the Pacific Coast League with a .661 slugging percentage and 1.076 OPS and topped all Blue Jays minor leaguers with 48 extra-base hits.
- Was on the Las Vegas disabled list from 6/1-7/18 with a broken left hand suffered when he was hit by a pitch.
- Was named by *Baseball America* following the season as the No. 1 Prospect in the PCL ... was named PCL Player of the Week for 5/16-22.

## 2010 SEASON

- Led the Southern League in hits (158), triples (16), runs scored (90), extra-base hits (60) and total bases (250) and ranked sixth in doubles (36) at Class AA Huntsville despite being the second youngest player in the league (age 20).
- Went 5-6 with a double, home run, three RBI and four runs scored on 6/19 vs. Huntsville ... also recorded five games with four hits.
- Was named to the SL postseason All-Star Team and was selected to his second Futures Game, where he led off for the World Team (0-3).

## 2009 SEASON

- Made his professional debut with Class A Wisconsin in the Midwest League, playing in 105 games.
- Hit his first home run on 4/10, his second professional game ... collected four hits on 5/3 vs. Lansing and drove in four runs on 8/14 at Cedar Rapids.
- Was selected to play for the World Team at the All-Star Futures Game at Busch Stadium in St. Louis ... also represented Canada at the World Baseball Classic.
- Was promoted to Huntsville on 8/18.

## MISCELLANEOUS/PERSONAL

- Married Dana ... Twitter: @blawrie13 ... his sister, Danielle, played softball at the University of Washington.
- Is a product of the Langley Blaze of the British Columbia Premier League ... is the highest Canadian position player selected in the First-Year Player Draft (16th overall by Milwaukee in 2008).
- Was a member of the Canadian Junior National Team at the 2008 World Junior Baseball Championship ... led the tournament with a .469 average, three homers and 16 RBI ... was selected to play for Canada at the 2008 Summer Olympics.



FRONT OFFICE  
 FIELD STAFF  
 PLAYERS  
 OPPONENTS  
 2015 REVIEW  
 HISTORY  
 RECORDS  
 MINOR LEAGUES  
 MEDIA/MISC.

### CAREER PLAYING RECORD

YEAR	CLUB	AVG	G	AB	R	H	TB	2B	3B	HR	RBI	SH	SF	HB	BB	SO	SB	CS	OBP	SLG	E
2009	Wisconsin	.274	105	372	48	102	169	18	5	13	65	0	6	4	41	70	19	11	.348	.454	16
	Huntsville	.269	13	52	6	14	16	0	1	0	0	0	0	1	0	14	0	2	.283	.303	0
2010	Huntsville	.285	135	554	90	158	250	36	16	8	63	2	1	5	47	118	30	13	.346	.451	25
	Las Vegas	.353	69	292	64	103	193	24	6	18	61	4	1	6	26	53	13	2	.415	.661	16
2011	Dunedin	.125	4	8	0	1	1	0	0	0	1	0	0	3	0	1	0	0	.364	.125	0
	TORONTO	.293	43	150	26	44	87	8	4	9	25	2	0	3	16	31	7	1	.373	.580	6
	TORONTO	.273	125	494	73	135	200	26	3	11	48	2	2	5	33	86	13	8	.324	.405	17
	GCL Blue Jays	.000	1	1	0	0	0	0	0	0	0	0	0	0	0	0	0	0	.000	.000	0
	Dunedin	.000	1	3	0	0	0	0	0	0	0	0	0	0	0	1	0	0	.000	.000	0
2012	Dunedin	.500	4	12	1	6	9	1	1	0	2	0	0	0	1	0	0	0	.538	.750	0
	TORONTO	.254	107	401	41	102	159	18	3	11	46	1	3	7	30	68	9	5	.315	.397	12
	Lansing	.000	2	6	1	0	0	0	0	0	0	0	0	0	2	1	0	0	.250	.000	1
	New Hampshire	.333	3	9	3	3	3	0	0	0	0	0	0	0	4	2	0	0	.333	.538	0
	Buffalo	.167	3	12	2	2	5	0	0	1	3	0	0	0	1	7	1	0	.231	.417	0
2013	TORONTO	.247	70	259	27	64	109	9	0	12	38	0	2	5	16	49	0	0	.301	.421	4
	Dunedin	.400	3	10	3	4	5	1	0	0	0	0	0	0	2	2	0	0	.500	.500	1
2014	OAKLAND	.260	149	562	64	146	229	29	3	16	60	3	4	5	28	144	5	2	.299	.407	24
<b>MINOR TOTALS</b>		<b>.295</b>	<b>343</b>	<b>1331</b>	<b>218</b>	<b>393</b>	<b>651</b>	<b>80</b>	<b>29</b>	<b>40</b>	<b>195</b>	<b>6</b>	<b>8</b>	<b>19</b>	<b>124</b>	<b>269</b>	<b>63</b>	<b>28</b>	<b>.362</b>	<b>.489</b>	<b>59</b>
<b>MLB TOTALS</b>		<b>.263</b>	<b>494</b>	<b>1866</b>	<b>231</b>	<b>491</b>	<b>784</b>	<b>90</b>	<b>13</b>	<b>59</b>	<b>217</b>	<b>8</b>	<b>11</b>	<b>25</b>	<b>123</b>	<b>378</b>	<b>34</b>	<b>16</b>	<b>.316</b>	<b>.420</b>	<b>63</b>

\*Led League

### CAREER TRANSACTIONS

- Selected by Milwaukee in the first round (16th overall) of the First-Year Player Draft (6/08).
- Traded by Milwaukee to Toronto in exchange for pitcher Shaun Marcum (12/6/10).
- On Toronto disabled list with a fractured right middle finger (9/21/11-remainder of season).
- On Major League Baseball suspended list (5/17-20/12).
- On Toronto disabled list with a strained left oblique (8/4-9/6/12); included rehab assignments to GCL Blue Jays (8/18/12), Class A Dunedin (8/19/12 and 9/5/12) and Class A Lansing (9/6/12).
- On Toronto disabled list with a strained left rib cage (3/22-4/15/13); included rehab assignments to Class A Dunedin (4/14-15/13).
- On Toronto disabled list with a fractured right index finger (6/23-8/4/14); included rehab assignment to Class A Dunedin (8/1-4/14).
- On Toronto disabled list with a left oblique strain (8/6/14-remainder of season); transferred to 60-day disabled list (9/2/14).
- Traded by Toronto to Oakland with infielder Franklin Barreto and pitchers Kendall Graveman and Sean Nolin in exchange for infielder Josh Donaldson (11/28/14).
- Traded by Oakland to the White Sox in exchange for pitchers Zachary Erwin and J.B. Wendelken (12/9/15).

### CAREER FIELDING STATISTICS

POSITION	PCT	G	GS	TC	PO	A	E	DP	POSITION	PCT	G	GS	TC	PO	A	E	DP
Third Base	.956	441	417	1215	301	861	53	77	Shortstop	1.000	1	0	1	1	0	0	0
Second Base	.972	80	72	359	157	192	10	49									

### CAREER GAME BESTS AND HOME RUN INFORMATION

- HITS** — 4 (7/29/15 at LAD) ... **HR** — 1 (59x, last 9/14/15 at Chi.-AL) ... **RBI** — 5 (4/15/14 at Min.)
- RUNS** — 4 (7/29/15 at LAD) ... **SB** — 2 (2x, last 8/11/13 vs. Oak.) ... **HITTING STREAK** — 11 games (2x, last 4/26-5/7/15)
- GAME-ENDING HOME RUNS** — 2 (last 5/1/12 vs. Tex.) ... **GRAND SLAMS** — 3 (last 6/24/15 at Tex.)
- MULTIHOMER GAMES** — NONE ... **PINCH-HIT HOME RUNS** — NONE
- INSIDE-THE-PARK HOME RUNS** — NONE ... **LEADOFF HOME RUNS** — 3 (last 5/2/13 vs. Bos.)

### WORLD BASEBALL CLASSIC RECORD

YEAR	CLUB	AVG	G	AB	R	H	TB	2B	3B	HR	RBI	SH	SF	HB	BB	SO	SB	CS	OBP	SLG	E
2009	Canada	—	1	0	0	0	0	0	0	0	0	0	0	0	0	0	0	0	—	—	0
2013	Canada	DID NOT PLAY DUE TO INJURY																			

### All Over The Map

Six countries will be represented on the White Sox 40-man roster at spring training in 2016. In addition to the United States, INF Brett Lawrie is from Canada; LHP Jose Quintana is from Colombia; 1B Jose Abreu is from Cuba; OF Melky Cabrera, INF Leury Garcia, and RHP Micahel Ynoa are from the Dominican Republic; and OF Avisail Garcia, C Dioner Navarro and INF Carlos Sanchez are from Venezuela. Head Athletic Trainer Herm Schneider is from the Netherlands.





# MATT LOLLIS

# 75

**RIGHT-HANDED PITCHER**

**NON-ROSTER INVITEE**

**Given Name:** Matthew Casey Lollis

**Bats:** Right **Throws:** Right

**Height:** 6-9 **Weight:** 280

**Opening Day Age:** 25 (September 11, 1990)

**Birthplace/Residence:** Riverside, Calif.

**First Pro Contract:** San Diego Padres, selected in the 15th round, June 2009 First-Year Player Draft.

**Sox Acquisition:** Signed as a free agent, November 18, 2015.

**Major League Service:** None.

**Contract Status:** Signed through 2016.

## 2015 SEASON

- Spent his second season with Class AA Montgomery ... recorded a 1.17 ERA (1 ER/7.2 IP) in seven June games and a 1.32 mark (2 ER/13.2 IP) over nine August outings.
- Went 3-0 with a 2.89 ERA (12 ER/37.1 IP) after the All-Star break (0-2 with a 4.44 ERA in the first half).
- Limited left-handers to a .194 average (21-108).

## 2014 SEASON

- Was traded by San Diego with Matt Andriese, Brad Boxberger, Logan Forsythe and Maxx Tissenbaum to Tampa Bay in exchange for Jesse Hahn and Alex Torres on 1/22/14.
- Spent the entire season with Montgomery ... converted 3-9 save chances ... went 2-0 with a 2.08 ERA (3 ER/13.0 IP) and 13 strikeouts over nine April appearances.
- Appeared in nine games with Peoria in the AFL.

## 2013 SEASON

- Was 3-8 with a 4.62 ERA (38 ER/74.0 IP) between Class A Lake Elsinore, Class AA San Antonio and Class AAA Tucson.
- Recorded a 2.39 ERA (8 ER/31.0 IP) with Lake Elsinore ... was transferred to Tucson on 6/2.
- ERA was 6.28 (30 ER/43.0 IP) in 35 appearances over the remainder of the season with Tucson and San Antonio.

## 2012 SEASON

- Combined to go 1-13 with a 6.57 ERA (73 ER/100.0 IP) and 92 strikeouts in 39 appearances (14 starts) between Lake Elsinore, Class AA San Antonio and Class AAA Tucson.
- Opened the season with San Antonio, making one start and 24 relief appearances ... made two starts with Tucson.

## 2011 SEASON

- Spent the entire season with Lake Elsinore.
- Went 1-2 with a 3.82 ERA (14 ER/33.0 IP), one save and 36 strikeouts in 12 relief appearances and 3-6 with a 5.94 mark (57 ER/86.1 IP) over 19 starts.
- His first 16 appearances came as a starter.

## 2010 SEASON

- Split the season between Class A Eugene and Class A Fort Wayne, going 7-4 with a 2.12 ERA (21 ER/89.0 IP) and 69 strikeouts over 15 starts.
- Opened the season with Eugene and recorded a 2.86 ERA (11 ER/34.2 IP) while limiting lefties to a .114 average (9-79).
- Was transferred to Fort Wayne on 7/21, where he allowed two earned runs or less in all nine starts ... went 4-1 with a 1.15 ERA (5 ER/39.0 IP) in August.
- Ranked by *Baseball America* as the No. 5 Prospect in the San Diego system following the season.

## 2009 SEASON

- Made his debut with the Arizona Rookie League Padres.
- Was recommended/signed by Pete DeYoung.

## MISCELLANEOUS/PERSONAL


- Married Shawna.
- Attended Riverside (Calif.) Community College in 2009 ... is a 2008 graduate of Patriot (Calif.) High School.
- Originally committed to play baseball at San Diego State University but suffered a shoulder injury his senior year.

## CAREER PLAYING RECORD

YEAR	CLUB	W-L	PCT	ERA	G	GS	CG	SHO	SV	IP	H	R	ER	HR	HB	BB-I	SO	WP	BK	AVG
2009	AZL Padres	0-0	.000	5.19	6	0	0	0	0	8.2	11	8	5	1	1	2-0	7	1	0	.297
2010	Eugene	2-2	.500	2.86	6	6	0	0	0	34.2	21	11	11	0	1	8-0	24	0	0	.175
	Fort Wayne	5-2	.714	1.66	9	9	0	0	0	54.1	47	12	10	3	2	13-0	45	1	0	.234
2011	Lake Elsinore	4-8	.333	5.35	31	19	0	0	1	119.1	135	86	71	12	13	45-0	114	8	1	.285
2012	San Antonio	1-5	.167	5.86	25	1	0	0	0	35.1	39	30	23	4	2	15-1	36	0	0	.277
	Tucson	0-1	.000	8.10	2	2	0	0	0	6.2	11	7	6	2	0	3-0	6	0	0	.367
	Lake Elsinore	0-7	.000	6.83	12	11	0	0	0	58.0	77	51	44	8	6	29-0	50	3	1	.329
2013	Lake Elsinore	2-4	.333	2.32	23	0	0	0	0	31.0	28	11	8	2	2	11-1	31	5	0	.239
	Tucson	0-1	.000	6.23	3	0	0	0	0	4.1	7	5	3	0	0	4-0	5	1	0	.350
	San Antonio	1-3	.250	6.28	32	0	0	0	0	38.2	51	29	27	6	2	24-3	27	3	0	.311
2014	Montgomery	6-2	.750	4.03	49	0	0	0	3	73.2	76	41	33	8	5	32-3	70	6	1	.271
2015	Montgomery	3-2	.600	3.53	28	25	0	0	0	63.2	47	28	25	6	7	31-1	62	5	0	.206
<b>MINOR TOTALS</b>		<b>24-37</b>	<b>.393</b>	<b>4.53</b>	<b>245</b>	<b>49</b>	<b>0</b>	<b>0</b>	<b>4</b>	<b>528.1</b>	<b>550</b>	<b>319</b>	<b>266</b>	<b>52</b>	<b>41</b>	<b>217-9</b>	<b>477</b>	<b>33</b>	<b>3</b>	<b>.269</b>

## CAREER TRANSACTIONS

- Selected in the 15th round of the First-Year Player Draft (6/09).
- Traded by San Diego with Matt Andriese, Brad Boxberger, Logan Forsythe and Maxx Tissenbaum to Tampa Bay in exchange for Jesse Hahn and Alex Torres (1/22/14).
- Signed by the White Sox as a free agent (11/18/15).



# STEVE LOMBARDOZZI 32

**INFIELDER**
**NON-ROSTER INVITEE**
**Given Name:** Stephen Anthony Paul Lombardozzi

**Bats:** Switch

**Throws:** Right

**Height:** 6-0

**Weight:** 195

**Opening Day Age:** 27 (September 20, 1988)

**Birthplace/Residence:** Edina, Minn./Fulton, Md.

**First Pro Contract:** Washington Nationals, selected in the 19th round, June 2008 First-Year Player Draft.

**Sox Acquisition:** Signed as a free agent, October 26, 2015.

**Major League Service:** Two years, 84 days.

**Contract Status:** Signed through 2016.

## 2015 SEASON

- Was traded by Baltimore to Pittsburgh in exchange for cash considerations on 2/3.
- Began the season with Class AAA Indianapolis before being recalled by the Pirates on 5/6 ... went 0-4 over six games before being optioned to Indianapolis on 5/16.
- Was recalled by Pittsburgh on 6/28, going 0-6 in six games ... was designated for assignment on 7/23 and outrighted to Indianapolis on 7/27.
- Appeared in 26 games at second base, 23 in right field, 18 at third, 15 in left, 12 as the DH and one at shortstop.
- Batted .336 (42-125) against left-handers, compared to .252 (58-230) vs. right-handers.
- Hit .300-plus in April (.375) and June (.302).

## 2014 SEASON

- Spent the majority of the season with Class AAA Norfolk, and appeared in 20 games with Baltimore.
- Was acquired by the Orioles from Detroit in exchange for infielder Alex Gonzalez on 3/24.
- Made Baltimore's Opening Day roster and hit safely in each of his first four games ... recorded a season-high three hits on 4/8 at New York-AL and 4/22 at Toronto.
- Was optioned to Norfolk on 5/1, recalled by Baltimore on 5/24 and optioned back to Norfolk on 5/25, where he spent the rest of the season.
- Made 38 appearances at second base, 22 in left field, 16 at third base and five at shortstop with the Tides.

## 2013 SEASON

- Finished his second full season (third overall) with Washington ... appeared in 48 games (38 starts) at second base, 23 (20) in left field and four (two) at third.
- Batted .273 (21-77) from the right side of the plate and .254 (54-213) from the left side ... hit .293 (39-133) at Nationals Park, compared to a .229 (36-157) mark on the road.
- Went 13-44 (.295) as a pinch-hitter ... the 13 pinch hits ranked second in the major leagues.
- Recorded three straight multihit efforts from 4/15-17 at Miami (429, 6-14) ... connected on his first career pinch-hit home run on 8/30 vs. New York-NL (off Dillon Gee).
- Was traded by the Nationals with pitchers Ian Krol and Robbie Ray to Detroit in exchange for pitcher Doug Fister on 12/2.

## 2012 SEASON

- Spent his first full season with Washington, making his first career Opening Day roster.
- Ranked eighth among National League rookies in hits (105), 10th in total bases (136) and tied for 10th in runs scored (40).
- Was named to the Topps All-Rookie team at second base.
- Appeared in 51 games (43 starts) at second base, 41 (29) in left field, 13 (10) at third and one at shortstop.

- Batted .287 (84-293) with three home runs and 21 RBI vs. right-handers, .293 (24-82) with RISP and .600 (6-10) with the bases loaded.
- Recorded a career-high four hits on 4/16 vs. Houston, 8/10 at Arizona and 8/15 at San Francisco ... hit his first career home run on 6/3 vs. Atlanta, a solo shot off Tommy Hanson.
- Compiled a career-high, 13-game hitting streak from 6/29-7/20, batting .340 (18-53) during that span.
- Went 1-3 (.333) in three games of the NLDS vs. St. Louis.

## 2011 SEASON

- Was named Washington's Minor League Player of the Year after hitting a combined .309 (172-for-556) with 25 doubles, nine triples, eight home runs, 52 RBI and 30 stolen bases between Class AA Harrisburg and Class AAA Syracuse.
- Was named a Rawlings Minor League Gold Glove winner at second base.
- Earned Eastern League Player of the Week honors for the period of 6/6-12, hitting .538 (14-26).
- His contract was purchased by Washington on 9/6 and made his major-league debut that night as a pinch-hitter ... made his first major-league start (second base) on 9/8 vs. the Dodgers.
- Recorded his first career hit and RBI on 9/12 at New York-NL, a game-winning single off R.A. Dickey in the seventh ... collected two hits on 9/20 at Philadelphia.

## 2010 SEASON

- Combined to hit .294 (160-545) with 35 doubles, 11 triples, six home runs, 49 RBI and 24 stolen bases over 137 games between Class A Potomac and Harrisburg.
- Played for Scottsdale in the Arizona Fall League and won the Stenson Award for unselfishness, hard work and leadership.

## 2009 SEASON

- Was named to the 2009 South Atlantic League postseason All-Star team with Class A Hagerstown.
- Earned SAL Player of the Week honors for 7/6-12 after batting .448 (13-29) ... reached base in 22 straight games from 5/9-30.

## 2008 SEASON

- Appeared in 48 games with the Gulf Coast League Nationals in his first professional season.

## MISCELLANEOUS/PERSONAL

- Single.
- Attended St. Petersburg (Fla.) College ... hit .380 (84-for-281) as a freshman in 2008.
- Is a 2007 graduate of Atholton High School in Columbia, Md.
- Father, Steve, played in six major-league seasons with Minnesota (1985-88) and Houston (1989-90), winning the World Series with the Twins in 1987 ... also served as Pittsburgh's minor-league infield coordinator in 2010.

### CAREER PLAYING RECORD

YEAR	CLUB	AVG	G	AB	R	H	TB	2B	3B	HR	RBI	SH	SF	HB	BB	SO	SB	CS	OBP	SLG	E
2008	GCL Nationals	.283	48	152	23	43	49	4	1	0	24	6	3	2	21	32	4	1	.371	.322	8
2009	Hagerstown	.296	128	496	91	147	196	26	7	3	58	6	7	5	62	80	16	7	.375	.395	8
2010	Potomac	.293	110	440	71	129	180	30	9	1	38	10	2	6	49	60	20	10	.370	.409	6
	Harrisburg	.295	27	105	19	31	55	5	2	5	11	0	0	1	12	15	4	2	.373	.524	3
2011	Harrisburg	.309	65	262	40	81	119	12	7	4	23	4	1	6	18	38	16	3	.366	.454	2
	Syracuse	.310	69	294	46	91	120	13	2	4	29	6	3	1	21	40	14	5	.354	.408	0
	WASHINGTON	.194	13	31	3	6	7	1	0	0	1	0	0	0	1	4	0	0	.219	.226	1
2012	WASHINGTON	.273	126	384	40	105	136	16	3	3	27	6	1	6	19	46	5	3	.317	.354	4
2013	WASHINGTON	.259	118	290	25	75	98	15	1	2	22	5	3	1	8	34	4	3	.278	.338	3
2014	Norfolk	.270	78	270	26	73	84	9	1	0	30	2	6	0	17	32	6	4	.307	.311	9
	BALTIMORE	.288	20	73	6	21	24	1	1	0	2	0	0	1	0	14	1	0	.297	.329	1
2015	Indianapolis	.282	97	355	30	100	115	15	0	0	37	2	1	4	32	40	14	4	.347	.324	22
	PITTSBURGH	.000	12	10	1	0	0	0	0	0	0	0	0	0	1	4	0	0	.091	.000	0
<b>MINORS TOTALS</b>		<b>.293</b>	<b>622</b>	<b>2374</b>	<b>345</b>	<b>695</b>	<b>918</b>	<b>114</b>	<b>29</b>	<b>17</b>	<b>250</b>	<b>36</b>	<b>23</b>	<b>25</b>	<b>232</b>	<b>337</b>	<b>94</b>	<b>36</b>	<b>.359</b>	<b>.387</b>	<b>58</b>
<b>N.L. TOTALS</b>		<b>.260</b>	<b>269</b>	<b>715</b>	<b>69</b>	<b>186</b>	<b>241</b>	<b>32</b>	<b>4</b>	<b>5</b>	<b>50</b>	<b>11</b>	<b>4</b>	<b>7</b>	<b>29</b>	<b>88</b>	<b>9</b>	<b>6</b>	<b>.294</b>	<b>.337</b>	<b>11</b>
<b>A.L. TOTALS</b>		<b>.288</b>	<b>20</b>	<b>73</b>	<b>6</b>	<b>21</b>	<b>24</b>	<b>1</b>	<b>1</b>	<b>0</b>	<b>2</b>	<b>0</b>	<b>0</b>	<b>1</b>	<b>0</b>	<b>14</b>	<b>1</b>	<b>0</b>	<b>.297</b>	<b>.329</b>	<b>1</b>
<b>MLB TOTALS</b>		<b>.263</b>	<b>289</b>	<b>788</b>	<b>75</b>	<b>207</b>	<b>265</b>	<b>33</b>	<b>5</b>	<b>5</b>	<b>52</b>	<b>11</b>	<b>4</b>	<b>8</b>	<b>29</b>	<b>102</b>	<b>10</b>	<b>6</b>	<b>.294</b>	<b>.336</b>	<b>12</b>

### CAREER TRANSACTIONS

- Selected by Washington in the 19th round of the First-Year Player Draft (6/08).
- Traded by Washington with pitchers Ian Krol and Robbie Ray to Detroit in exchange for pitcher Doug Fister (12/2/13).
- Traded by Detroit to Baltimore in exchange for infielder Alex Gonzalez (3/24/14).
- Traded by Baltimore to Pittsburgh in exchange for cash considerations (2/3/15).
- Signed by the White Sox as a free agent (10/26/15).

### CAREER FIELDING STATISTICS

POSITION	PCT	G	GS	TC	PO	A	E	DP	POSITION	PCT	G	GS	TC	PO	A	E	DP
Second Base	.989	122	100	555	222	327	6	69	Left Field	1.000	64	49	83	80	3	0	0
Third Base	.927	20	15	41	6	32	3	2	Shortstop	1.000	2	2	4	1	3	0	0

### CAREER GAME BESTS AND HOME RUN INFORMATION

**HITS** — 4 (3x, last 8/15/12 at S.F.) ... **HR** — 1 (5x, last 8/30/13 vs. NYM) ... **RBI** — 3 (7/26/12 at Mil.)  
**RUNS** — 4 (8/10/12 at Ariz.) ... **SB** — 1 (10x, last 4/16/14 vs. T.B.) ... **HITTING STREAK** — 13 games (6/29-7/20/12)  
**GAME-ENDING HOME RUNS** — NONE ... **GRAND SLAMS** — NONE  
**MULTIHR GAMES** — NONE ... **PINCH HOME RUNS** — 1 (8/30/13 vs. NYM)  
**INSIDE-THE-PARK HOMERS** — NONE ... **LEADOFF HOME RUNS** — 2 (last, 7/29/12 at Mil.)

### DIVISION SERIES RECORD

YEAR	CLUB	AVG	G	AB	R	H	TB	2B	3B	HR	RBI	SH	SF	HB	BB	SO	SB	CS	OBP	SLG	E
2012	Was. vs. St. L.	.333	3	3	0	1	1	0	0	0	0	0	0	0	0	0	0	0	.333	.333	0





# JACOB MAY

# 86

**OUTFIELDER**
**NON-ROSTER INVITEE**
**Given Name:** Jacob Alexander May

**Bats:** Switch

**Throws:** Right

**Height:** 5-10

**Weight:** 180

**Opening Day Age:** 24 (January 23, 1992)

**Birthplace/Residence:** Williamsport, Pa./Liberty Township, Ohio

**First Pro Contract:** White Sox.

**Sox Acquisition:** Selected in the third round, June 2013 First-Year Player Draft.

**Major League Service:** None.

**Contract Status:** Signed through 2016.

## 2016 SEASON

- Enters the season ranked by *Baseball America* as the No. 5 prospect in the White Sox organization ... also tabbed by MLB.com as the No. 8 prospect in the Sox system.

## 2015 SEASON

- Batted a combined .274 (111-405) with 16 doubles, two home runs, 35 RBI and 39 stolen bases over 101 games between Class AA Birmingham and the Arizona League White Sox.
- Tied for second in the Southern League with 37 steals, trailing only teammate Tim Anderson (49).
- Batted .338 (24-71) against lefties and .311 (42-135) in 33 games as the leadoff hitter.
- Recorded a season-high three stolen bases on 5/2 vs. Tennessee and stole two bases in six other games.
- Left the game on 6/2 vs. Biloxi after colliding with Tim Anderson ... was placed on the disabled list on 6/3 with a concussion ... made three rehab starts with the AZL White Sox from 7/18-21 before being reinstated on 7/22.
- Hit for the cycle on 8/11 at Pensacola ... became the second Baron to accomplish the feat during the season (also Anderson on 5/9 at Montgomery).

## 2014 SEASON

- Ranked third in the Carolina League in stolen bases (37) and tied for third in triples (10) at Class A Winston-Salem.
- Led the Dash in runs scored (66), stolen bases and triples ... was successful on 82.2 percent (37-45) of his stolen base attempts ... recorded eight games with two or more steals, including a season-high three on 6/28 vs. Carolina.
- Hit .288 (51-177) over the second half of the season after posting a .235 (56-238) average during the first half.
- Was named CL Player of the Week for 8/4-10, going 16-30 (.533) with four doubles, two triples and nine steals.
- Was placed on the disabled list on 8/9 with a bruised right pinky finger and missed the rest of the season.
- Entered the season ranked by *Baseball America* as the No. 10 Prospect in the White Sox organization.

## 2013 SEASON

- Combined to hit .303 (76-251) with seven doubles, four triples, eight home runs, 35 RBI, 41 runs scored and 24 stolen bases over 66 games between Advanced Rookie Great Falls and Class A Kannapolis.
- Tied for sixth among White Sox farmhands in steals.
- Was named South Atlantic League Batter of the Week for the period of 8/19-25.
- Hit .443 (27-61) during a 15-game hitting streak from 8/13-28, the fifth-longest mark in the SAL.
- Played for Sydney in the Australian Baseball League, hitting .269 (49-182) with 17 stolen bases in 45 games.
- Was cited by *Baseball America* as the Fastest Baserunner and Most Intriguing Background in the White Sox draft class.

## MISCELLANEOUS/PERSONAL

- Single ... Twitter: @Jacob\_May1.
- Attended Coastal Carolina University, where he was named Second Team All-Big South as a junior in 2013.
- Led the Chanticleers in average (.324), hits (70), triples (2), home runs (7), multihit games (19), slugging percentage (.495), sacrifice bunts (15) and stolen bases (16), and reached base in a career-best 27 straight games.
- Father, Lee May Jr., was the 21st overall pick in the 1986 Amateur Draft by the New York Mets and batted .221 (469-2120) over eight minor-league seasons ... grandfather, Lee May, hit 354 home runs over 18 major-league seasons for Cincinnati (1965-71), Houston (72-74), Baltimore (75-80) and Kansas City (81-82) ... uncle, Carlos, played 10 major-league seasons with the White Sox, Yankees and Angels, and currently serves as a White Sox ambassador.
- Was recommended/signed by Kevin Burrell (White Sox).

## CAREER PLAYING RECORD

YEAR	CLUB	AVG	G	AB	R	H	TB	2B	3B	HR	RBI	SH	SF	HB	BB	SO	SB	CS	OBP	SLG	E
2013	Great Falls	.378	12	45	5	17	20	1	1	0	7	1	0	2	7	6	5	1	.481	.444	0
	Kannapolis	.286	54	206	36	59	95	6	3	8	28	2	2	4	16	43	19	5	.346	.461	1
2014	Winston-Salem	.258	109	415	66	107	164	31	10	2	27	12	2	1	42	71	37	8	.326	.395	4
2015	AZL White Sox	.250	3	16	4	4	5	1	0	0	3	0	0	0	1	3	1	0	.294	.313	0
	Birmingham	.275	98	389	47	107	130	15	1	2	32	9	2	3	29	73	37	17	.329	.334	2
<b>MINOR TOTALS</b>		<b>.275</b>	<b>276</b>	<b>1071</b>	<b>158</b>	<b>294</b>	<b>414</b>	<b>54</b>	<b>15</b>	<b>12</b>	<b>97</b>	<b>24</b>	<b>6</b>	<b>10</b>	<b>95</b>	<b>196</b>	<b>99</b>	<b>31</b>	<b>.338</b>	<b>.387</b>	<b>7</b>

## CAREER TRANSACTIONS

- Selected by the White Sox in the third round of the First-Year Player Draft (6/13).
- On Class A Winston-Salem disabled list with a bruised right pinky finger (8/9/14-remainder of season).
- On Class AA Birmingham disabled list with a concussion (6/3-7/22/15); included rehab assignment the Arizona League White Sox (7/18-22/15).





# OMAR NARVAEZ

# 85

**CATCHER**

**NON-ROSTER INVITEE**

**Given Name:** Omar David Narvaez Beltran

**Bats:** Left **Throws:** Right

**Height:** 5-11 **Weight:** 215

**Opening Day Age:** 24 (February 10, 1992)

**Birthplace/Residence:** Maracay, Venezuela

**First Pro Contract:** Tampa Bay Rays, signed as a free agent, July 4, 2008.

**Sox Acquisition:** Selected in the minor-league portion of the Rule 5 draft, December 12, 2013.

**Major League Service:** None.

**Contract Status:** Signed through 2016.

## 2015 SEASON

- Spent the entire season with Class A Winston-Salem ... threw out 35.4 percent (40-113) of attempted basestealers ... 40 baserunners caught stealing marked a career high.
- Was named to the Carolina League mid and postseason All-Star Teams ... led the Dash in average (.274) and on-base percentage (.352).
- His 96 games at catcher were the most in the CL since Salem's Blake Swihart in 2013 (101).
- Owned a .299/.361/.353 slash line in 52 first-half games ... batted .349 (22-63) over 19 June games.
- Recorded hitting streaks of nine (5/4-14), seven (5/28-6/6) and six games (6/19-28) ... collected four hits on 6/6 at Lynchburg and 9/1 at Wilmington.
- Appeared in 13 games with Margarita of the Venezuelan Winter League ... hit .259 (7-27) with one RBI.

## 2014 SEASON

- Appeared in 85 games with Class A Kannapolis and Winston-Salem during his first season with the White Sox organization.
- Combined to hit .285 (76-267) with two homers and 36 RBI ... threw out 36.3 (37-102) percent of attempted baserunners.
- Started the season with Kannapolis, hitting .316 (36-114) vs. right-handers, .362 (25-69) on the road, .359 (14-39) with RISP and .350 (7-20) with RISP/two outs.
- Finished the season at Winston-Salem after being promoted on 6/19 ... went 9-27 (.333) over his first eight games.

## 2013 SEASON

- Appeared in 39 games with Class A Hudson Valley.
- Owned a .992 fielding percentage (2 E/239 TC) ... threw out 50.0 percent (10-20) of attempted basestealers.
- Recorded a 10-game hitting streak from 6/24-7/19 (.375, 15-40), including five straight multihit efforts ... registered a season-high .353 average (18-51) over 13 games in July.
- Was selected by Chicago in the Rule 5 draft on 12/12.

## 2012 SEASON

- Spent the entire season with Advanced Rookie Princeton, appearing in 43 games ... hit .305 (46-151), marking his third professional season with a .300-plus average.
- Committed just two errors and threw out 45.5 percent (10-22) of attempted basestealers over 21 games at catcher.

## 2011 SEASON

- Spent the entire season with the Gulf Coast League Rays ... appeared in 47 games, including 29 at catcher, 15 at first base and one in left field.
- Threw out 60.0 percent (15-25) of attempted basestealers ... owned a .997 fielding percentage (1 E/324 TC).

## 2010 SEASON

- Hit .300-plus (.308) for the second consecutive season with the Venezuelan Summer League Rays ... threw out 52.5 percent (21-40) of attempted basestealers and committed one error.
- Recorded more walks (27) than strikeouts (11) for the second consecutive season.

## 2009 SEASON

- Appeared in 47 games in his pro debut season with the VSL Rays ... his .315 average (52-165) ranked 10th in the league.
- Threw out 51.6 percent (16-31) of attempted basestealers.
- Was recommended/signed by Ronnie Blanco.

## MISCELLANEOUS/PERSONAL

- Single.
- Is a 2008 graduate of Instituto Escuela in Maracay.

## CAREER PLAYING RECORD

YEAR	CLUB	AVG	G	AB	R	H	TB	2B	3B	HR	RBI	SH	SF	HB	BB	SO	SB	CS	OBP	SLG	E
2009	VSL Rays	.315	47	165	23	52	65	7	3	0	27	2	1	2	19	13	4	4	.390	.394	6
2010	VSL Rays	.308	46	143	29	44	53	4	1	1	20	1	2	2	27	11	3	0	.420	.371	6
2011	GCL Rays	.221	47	140	11	31	35	4	0	0	15	1	1	1	16	16	1	1	.304	.250	1
2012	Princeton	.305	43	151	24	46	58	7	1	1	16	1	1	2	17	19	4	2	.380	.384	2
2013	Hudson Valley	.267	39	150	13	40	50	6	2	0	13	1	1	2	8	21	0	2	.311	.333	2
2014	Kannapolis	.291	38	127	7	37	40	3	0	0	20	0	5	1	9	11	0	0	.331	.315	6
	Winston-Salem	.279	47	140	18	39	53	8	0	2	16	1	4	2	27	21	3	2	.393	.379	3
2015	Winston-Salem	.274	98	339	38	93	106	10	0	1	27	1	3	2	40	31	1	0	.352	.313	13
<b>MINOR TOTALS</b>		<b>.282</b>	<b>405</b>	<b>1355</b>	<b>163</b>	<b>382</b>	<b>460</b>	<b>49</b>	<b>7</b>	<b>5</b>	<b>154</b>	<b>9</b>	<b>18</b>	<b>14</b>	<b>163</b>	<b>143</b>	<b>16</b>	<b>11</b>	<b>.361</b>	<b>.339</b>	<b>39</b>

## CAREER TRANSACTIONS

- Signed by Tampa Bay as a free agent (7/4/08).
- Selected by the White Sox in the minor-league portion of the Rule 5 draft (12/12/13).



# DIONER NAVARRO

# 27

## CATCHER

**Given Name:** Dioner Favian Navarro

**Bats:** Switch

**Throws:** Right

**Height:** 5-9

**Weight:** 215

**Opening Day Age:** 32 (February 9, 1984)

**Birthplace/Residence:** Caracas, Venezuela/Riverview, Fla.

**First Pro Contract:** New York Yankees, signed as a free agent, August 21, 2000.

**Sox Acquisition:** Signed as a free agent, December 4, 2015.

**Major League Service:** Nine years, 91 days.

**Contract Status:** Signed through 2016.

### 2015 SEASON

- Finished his second season with Toronto and 12th in the major leagues.
- Appeared in 39 games (34 starts) at catcher and 11 (10 starts) as the designated hitter (.289, 11-32).
- Batted .278 (10-36) with three home runs and five RBI against lefties, compared to .237 (32-135) with two homers and 15 RBI vs. right-handers.
- Threw out 36.4 percent (8-22) of attempted base stealers.
- Recorded a season high three RBI on 4/10 at Baltimore and 7/3 at Detroit.
- Was placed on the disabled list with a strained left hamstring on 4/22 ... was sent to Class AAA Buffalo on a rehab assignment on 5/28, appearing in five games ... was returned from his rehab assignment and activated from the disabled list on 6/2.
- Homered in back-to-back games from 6/22-23 at the Rays.
- Matched a career high with an eight-game hitting streak from 9/1-28 (third time, last 4/19-30/14).
- Connected on a game-tying home run in the ninth inning (off Andrew Miller) on 9/22 vs. New York-AL ... it was his fourth career game-tying or go-ahead homer in the ninth or later.
- Appeared in his third career postseason, hitting .077 (1-13) with a double and run scored.
- Went 1-5 (.200) in two games during the ALDS vs. Texas and 0-8 over three games in the ALCS vs. Kansas City.

### CAREER HIGHLIGHTS

- Was an American League All-Star in 2008.
- Is a .270 (210-779) hitter with 32 homers and 95 RBI from the right side of the plate.
- Owns a .253 (19-75) average with five doubles, five RBI and five runs scored in 23 postseason games.

### 2014 SEASON

- Set career highs in games (139), hits (132) and RBI (69) in his first season with Toronto.
- Batted .280 (37-132) against lefties and .272 (95-349) vs. right-handers.
- Posted a .343 (46-134) average with RISP, the fourth-highest mark in the American League.
- Threw out 15.9 percent (11-69) of attempted basestealers, the lowest total of his career.
- Recorded a .300 average (75-250) with nine home runs and 35 RBI at Rogers Centre (.247/3 HR/34 RBI on the road).
- Appeared in 21 games as the designated hitter, hitting .301 (22-73) with five doubles, one home run and eight RBI ... went 5-17 (.294) as pinch hitter.
- Hit .295 (59-200) during the second half of the season, compared to .260 (73-281) in the first half.
- Matched a career high with an eight-game hitting streak from 4/19-30 (second time, also 8/18-28/05).

- His stolen base on 4/9 vs. Houston was his first since 9/7/09 at New York-AL (four years and 214 days) ... it was the longest stretch between steals by a catcher since Koyie Hill went six years and 30 days from 8/16/04-9/15/10.
- Homered in two straight games from 7/20-22 ... connected on his third career pinch-hit home run on 9/2 at Tampa Bay.

### 2013 SEASON

- Spent his only season with the Cubs after signing as a free agent on 11/16/12.
- Posted career highs in average (.300) and home runs (13).
- Appeared in 89 games, his highest total since playing in 115 games in 2009.
- Hit .361 (22-61) with six home runs against lefties and .279 (50-179) with seven homers vs. righties.
- Batted .319 (15-47) with 22 RBI with RISP.
- Recorded a .319 (67-210) average from May-September after hitting .167 (5-30) in April.
- Hit the first two pinch home runs of his career in back-to-back games on 4/12-13 vs. San Francisco.
- Went 3-3 with three home runs, six RBI and a walk on 5/29 vs. the White Sox, establishing career highs in homers and RBI ... it was his first career multihomer game.
- Hit home runs in consecutive days on 6/27-28 and 8/13-19 (two games) ... recorded four straight multihit games from 8/27-9/4 (.444, 8-18).

### 2012 SEASON

- Spent a majority of the season at Class AAA Louisville while appearing in 24 games over two stints with the Reds ... was signed by Cincinnati to a minor-league deal on 1/17.
- Posted a .327 (16-49) average against right-handers with Cincinnati (.200 vs. lefties).
- Began the season with Louisville ... was on the Bats disabled list with kidney stones from 4/29-5/7.
- Returned to the disabled list on 7/16 with a strained left hamstring ... was activated on 7/25.
- Was an International League midseason All-Star.
- Was recalled by Cincinnati on 8/1, optioned to Louisville on 8/9 and recalled again on 8/21 for the remainder of 2012.
- Hit .322 (19-59) over his last 19 games of the season ... homered on 8/8 at Milwaukee and 8/29 at Arizona, with both coming against left-handers.
- Hit a game-ending triple on 9/27 vs. Milwaukee, becoming the first Reds player to record a walkoff triple since Reggie Sanders on 9/7/93 vs. St. Louis.
- Went 1-4 (.250) with a walk over two games in the NLDS vs. San Francisco.

## 2011 SEASON

- Spent the entire season with Los Angeles-NL after signing as a free agent on 12/14/10.
- Led all major-league catchers with five pickoffs despite making just 34 starts at catcher.
- Began the season on the disabled list with a strained right oblique ... made five rehab appearances at Class AAA Chattanooga before being reinstated on 4/25.
- Hit solo home runs in 1-0 Dodgers victories on 6/19 vs. Houston and 7/20 at San Francisco.
- Was designated for assignment on 8/23 and given his unconditional release on 8/30.

## 2010 SEASON

- Split the season between Tampa Bay and Class AAA Durham in his final season with the Rays organization.
- Appeared in just 48 games with the Rays, his lowest total since playing in five games with the Yankees in 2004, his first major-league season.
- Was suspended for two games (4/27-28) after making contact with an umpire on 4/23 vs. Toronto.
- Connected on his only home run on 6/9 vs. Toronto, a solo shot off Shaun Marcum in the fourth inning.
- Was optioned to Durham on 6/24 after batting .210 (22-105) with five doubles, one home run and seven RBI.
- Played in 43 games with the Bulls before being recalled by the Rays on 9/1 ... hit .105 (2-19) over 11 games (five starts) in his second stint with Tampa Bay.

## 2009 SEASON

- Ranked fifth among American League catchers in games played (113) and stolen bases (five) in his fourth season with the Rays.
- Batted .279 (39-140) against lefties, the fourth-best mark among major-league catchers, compared to .182 (43-236) vs. right-handers.
- Hit .308 (16-52) with two doubles, one home run and seven RBI over 13 interleague games.
- Posted a .275 (14-51) average in July, his highest monthly mark of the season.
- Recorded a season-high, six-game hitting streak from 5/20-26 (423, 11-26) ... matched a career high with four hits on 5/22 at Florida (fourth time, last 9/4/08 vs. New York-AL).

## 2008 SEASON

- Set career highs in doubles (27) and walks (34) in his third season with Tampa Bay ... his .295 (126-427) average led the team and ranked second among major-league catchers behind Minnesota's Joe Mauer (.330).
- Was selected to his first AL All-Star Team, becoming the first catcher in Rays history to receive the honor.
- At 24 years old, was the youngest starting catcher on an AL pennant-winning team since Baltimore's Andy Etchebarren (23) in 1966.
- Threw out 35.7 percent (25-70) of attempted basestealers, the second-best mark among AL catchers.
- Batted .308 (98-318) with four home runs and 41 RBI against right-handed hitters (.257/3 HR/13 RBI vs. lefties).
- Posted a .310 average (76-245) with 16 doubles, four homers and 35 RBI in the first half and a .275 (50-182) mark with 11 doubles, three homers and 19 RBI in the second half.
- Hit .300-plus in April (.355), May (.333), July (.314) and September (.317).
- Was on the disabled list from 4/5-21 with lacerations on his right middle and ring fingers ... appeared in four rehab games at Class A Vero Beach before being activated on 4/22.
- Connected on his second career grand slam on 5/8 at Toronto ... the grand slam gave Tampa Bay an 8-3 lead in the 13th inning, marking the first extra-inning grand slam in Rays history.

- Went 1-4 while catching eight innings of the All-Star Game at Yankee Stadium ... entered the game as a pinch-hitter in the seventh inning.
- Tied his career high with four hits on 6/9 at Los Angeles-AL and 9/4 vs. New York-AL (third time overall).
- Caught every inning in the postseason for the Rays, hitting .293 (17-58) with four doubles and five RBI.
- Batted .400 (6-15) during the ALDS vs. the White Sox, .192 (5-26) in the ALCS vs. Boston and .353 (6-17) during the World Series vs. Philadelphia.

## 2007 SEASON

- Spent his first full season with the Rays, setting a career high with 46 runs scored ... threw out 25.3 percent (24-95) of attempted basestealers.
- Batted .241 (26-108) with five home runs and 12 RBI from the right side of the plate and .221 (62-280) with four homers and 32 RBI from the left side.
- Hit .285 (51-179) with eight home runs and 31 RBI following the All-Star break (.177/1 HR/13 RBI in the first half).
- Went 2-4 with his first career triple and three RBI on 5/24 vs. Seattle ... hit his first grand slam on 7/20 at New York-AL ... was 0-9 with the bases loaded in his career prior to the slam.
- Recorded a career-high four hits on 9/11 at Boston ... hit his second career game-ending home run (off Jeff Karstens) on 9/20 vs. the Yankees.

## 2006 SEASON

- Combined to hit .254 (68-268) with nine doubles, six home runs, 28 RBI and 28 runs scored over 81 games between Los Angeles-NL and Tampa Bay.
- Made his first career Opening Day roster with the Dodgers.
- Was placed on the disabled list with a bruised right wrist on 5/5 ... was sent on a rehab assignment to Class AAA Las Vegas from 6/9-15 ... was activated from the disabled list and optioned to Las Vegas on 6/15.
- Was traded by the Dodgers with pitcher Jae Weong Seo and a player to be named later (OF Justin Ruggiano) to Tampa Bay in exchange for catcher Toby Hall, pitcher Mark Hendrickson and cash considerations on 6/27.
- Threw out three baserunners on 7/16 vs. the Angels, tying a Rays franchise record.

## 2005 SEASON

- Was traded by New York-AL with pitchers Brad Halsey and Javier Vazquez and cash to Arizona in exchange for pitcher Randy Johnson on 1/11 ... on the same day, was traded to Los Angeles-NL with pitchers Danny Muegge, William Juarez and Beltran Perez in exchange for outfielder Shawn Green.
- Began the season with Class AAA Las Vegas before being recalled to the Dodgers on 5/27.
- Was optioned back to Las Vegas on 5/30 and recalled for a second time on 7/29.
- Recorded a career high, eight-game hitting streak from 8/18-28, going 10-25 (.370) ... hit his first career home run on 8/12 vs. the Mets, a game-ending solo shot off Braden Loper in the 10th inning.
- Was a Pacific Coast League midseason All-Star.
- Was on the Las Vegas disabled list from 7/7-19 with right shoulder impingement syndrome.

## 2004 SEASON

- Spent most of the season with Class AA Trenton and Class AAA Columbus before his contract was purchased by New York-AL on 9/1.
- Made his major-league debut as a defensive replacement on 9/7 vs. Tampa Bay.
- Recorded his first career hit and RBI on 9/13 at Kansas City, a pinch-hit RBI single off Chris George in the ninth inning.
- Made his first major-league start on 10/3 at Toronto.
- Hit a combined .263 (103-391) with 22 doubles, three triples, four home runs, 45 RBI and 50 runs scored over 110 games between Trenton and Columbus.

## 2003 SEASON

- Split the season between Class A Tampa and Trenton, hitting a combined .321 (130-405) with 31 doubles, four triples, seven home runs and 65 RBI over 110 games.

## 2002 SEASON

- Spent the majority of the season with Class A Greensboro and appeared in just one game Tampa in his second pro season.

## 2001 SEASON

- Appeared in 41 games with the Gulf Coast League Yankees in his first professional season.
- Was placed on the disabled on 8/28 with a sprained right ankle, missing the remainder of the season.

## MISCELLANEOUS/PERSONAL

- Married Sherley ... has three children: Gerson, Dioner and Devin ... with his wife, established the Dioner Navarro Family Foundation in 2009.
- In 2003, his wife suffered a brain aneurysm and was given a slim chance to survive, but made a full recovery at St. Joseph's hospital in Tampa.

## CAREER PLAYING RECORD

YEAR	CLUB	AVG	G	AB	R	H	TB	2B	3B	HR	RBI	SH	SF	HB	BB	SO	SB	CS	OBP	SLG	E
2001	GCL Yankees	.280	43	143	27	40	58	10	1	2	22	1	5	0	17	23	6	0	.345	.406	3
2002	Greensboro	.238	92	328	41	78	118	12	2	8	36	0	2	5	39	61	1	2	.326	.360	8
	Tampa	.500	1	2	1	1	1	0	0	0	0	0	0	0	0	0	0	0	.500	.500	0
2003	Tampa	.299	52	197	28	59	92	16	4	3	28	1	2	4	17	27	1	0	.364	.467	3
	Trenton	.341	58	208	28	71	98	15	0	4	37	1	5	1	18	26	2	3	.388	.471	4
2004	Trenton	.271	70	255	32	69	94	14	1	3	29	1	2	1	33	44	1	0	.354	.369	7
	Columbus	.250	40	136	18	34	49	8	2	1	16	0	4	1	14	17	1	0	.316	.360	2
	NEW YORK-AL	.429	5	7	2	3	3	0	0	0	1	0	0	0	0	0	0	0	.429	.429	0
2005	Las Vegas	.266	75	241	31	64	94	12	0	6	29	2	3	2	38	24	2	2	.366	.390	1
	LOS ANGELES-NL	.273	50	176	21	48	66	9	0	3	14	1	0	2	20	21	0	0	.354	.375	2
2006	LOS ANGELES-NL	.280	25	75	5	21	29	2	0	2	8	0	0	0	11	18	1	0	.372	.387	1
	Las Vegas	.175	11	40	3	7	9	2	0	0	2	0	0	0	3	7	1	0	.233	.225	0
	TAMPA BAY	.244	56	193	23	47	66	7	0	4	20	1	1	1	20	33	1	1	.316	.342	7
2007	TAMPA BAY	.227	119	388	46	88	138	19	2	9	44	7	5	1	33	67	3	1	.286	.356	14
2008	Vero Beach	.400	4	10	4	4	8	1	0	1	4	0	0	2	6	0	1	0	.667	.800	0
	TAMPA BAY	.295	120	427	43	126	174	27	0	7	54	3	3	3	34	49	0	4	.349	.407	5
2009	TAMPA BAY	.218	115	376	38	82	121	15	0	8	32	8	3	5	18	51	5	2	.261	.322	5
2010	Durham	.284	43	141	19	40	55	9	0	2	21	1	2	2	23	25	3	0	.387	.390	0
	TAMPA BAY	.194	48	124	11	24	32	5	0	1	7	5	0	1	12	20	0	1	.270	.258	4
2011	Chattanooga	.143	5	14	0	2	2	0	0	0	1	0	0	0	3	1	2	0	.294	.143	1
	LOS ANGELES-NL	.193	64	176	13	34	57	6	1	5	17	3	2	1	20	35	0	0	.276	.324	7
2012	Louisville	.319	62	207	24	66	93	12	0	5	32	2	6	2	23	24	0	0	.382	.449	3
	CINCINNATI	.290	24	69	6	20	31	3	1	2	12	1	1	0	2	12	0	0	.306	.449	1
2013	CHICAGO-NL	.300	89	240	31	72	118	7	0	13	34	0	1	2	23	36	0	1	.365	.492	5
2014	TORONTO	.274	139	481	40	132	190	22	0	12	69	0	6	1	32	76	3	0	.317	.395	3
2015	Buffalo	.286	5	14	1	4	8	1	0	1	4	0	1	0	2	4	0	0	.353	.571	0
	TORONTO	.246	54	171	17	42	64	7	0	5	20	0	4	0	17	29	0	0	.307	.374	4
<b>MINOR TOTALS</b>		<b>.278</b>	<b>561</b>	<b>1936</b>	<b>257</b>	<b>539</b>	<b>779</b>	<b>112</b>	<b>10</b>	<b>36</b>	<b>261</b>	<b>9</b>	<b>32</b>	<b>20</b>	<b>236</b>	<b>284</b>	<b>21</b>	<b>7</b>	<b>.357</b>	<b>.402</b>	<b>31</b>
<b>N.L. TOTALS</b>		<b>.265</b>	<b>252</b>	<b>736</b>	<b>76</b>	<b>195</b>	<b>301</b>	<b>27</b>	<b>2</b>	<b>25</b>	<b>85</b>	<b>5</b>	<b>4</b>	<b>5</b>	<b>76</b>	<b>122</b>	<b>1</b>	<b>1</b>	<b>.336</b>	<b>.409</b>	<b>16</b>
<b>A.L. TOTALS</b>		<b>.251</b>	<b>656</b>	<b>2167</b>	<b>220</b>	<b>544</b>	<b>788</b>	<b>102</b>	<b>2</b>	<b>46</b>	<b>247</b>	<b>24</b>	<b>22</b>	<b>12</b>	<b>166</b>	<b>325</b>	<b>12</b>	<b>9</b>	<b>.305</b>	<b>.364</b>	<b>42</b>
<b>MLB TOTALS</b>		<b>.255</b>	<b>908</b>	<b>2903</b>	<b>296</b>	<b>739</b>	<b>1089</b>	<b>129</b>	<b>4</b>	<b>71</b>	<b>332</b>	<b>29</b>	<b>26</b>	<b>17</b>	<b>242</b>	<b>447</b>	<b>13</b>	<b>10</b>	<b>.313</b>	<b>.375</b>	<b>58</b>

## CAREER CATCHING BREAKDOWN

**Caught Stealing Percentage — Career:** 142-574 (24.7%) **2015:** 8-22 (36.4); **2014:** 11-69 (15.9); **2013:** 11-48 (22.9); **2012:** 1-6 (16.7); **2011:** 10-51 (19.6); **2010:** 7-26 (26.9); **2009:** 19-80 (23.8); **2008:** 25-70 (35.7); **2007:** 24-95 (25.3); **2006:** 18-66 (27.3); **2005:** 8-41 (19.5); **2004:** 0-0.

**Catcher's ERA — Career:** 4.15 (3,045 ER/6,603.0 IC); **2015:** 3.15 (112 ER/320.0 IP); **2014:** 3.86 (389 ER/907.1 IP); **2013:** 4.02 (210 ER/470.0 IP); **2012:** 2.78 (48 ER/155.1 IC); **2011:** 3.41 (162 ER/428.0 IC); **2010:** 2.91 (107 ER/331.0 IC); **2009:** 4.18 (428 ER/921.1 IC); **2008:** 3.90 (438 ER/1,011.1 IP); **2007:** 5.50 (584 ER/956.1 IP); **2006:** 4.89 (355 ER/653.2 IP); **2005:** 4.34 (210 ER/435.2 IP); **2004:** 1.38 (2 ER/13.0 IP).

## CAREER FIELDING STATISTICS

POSITION	PCT	G	GS	TC	PO	A	E	DP
Catcher	.990	801	740	5920	5480	382	58	52

## CAREER GAME BESTS AND HOME RUN INFORMATION

**HITS** — 4 (4x, last 5/22/09 at Fla.) ... **HR** — 3 (5/29/13 vs. CWS) ... **RBI** — 6 (5/29/13 vs. CWS)  
**RUNS** — 4 (5/29/13 vs. CWS) ... **SB** — 1 (13x, last 9/10/14 vs. Cubs) ... **HITTING STREAK** — 8 games (3x, last 9/1-28/15)  
**GAME-ENDING HOME RUNS** — 2 (last 9/25/07 vs. NYY) ... **GS** — 2 (last 8/5/08 at Tor.)  
**MULTIHR GAMES** — 1 (5/29/13 vs. CWS) ... **PINCH-HIT HOME RUNS** — 3 (last 9/2/14 at T.B.)  
**INSIDE-THE-PARK HOME RUNS** — NONE ... **LEADOFF HOME RUNS** — NONE



## CAREER TRANSACTIONS

- Signed by New York-AL as a free agent (8/21/00).
- On Gulf Coast League Yankees disabled list with a sprained right ankle (8/28/01-remainder of season).
- Traded by New York-AL with pitchers Brad Halsey and Javier Vazquez and cash considerations to Arizona in exchange for pitcher Randy Johnson (1/11/05).
- Traded by Arizona with pitchers Danny Muegge, William Juarez and Beltran Perez to Los Angeles-NL in exchange for outfielder Shawn Green (1/11/05).
- On Class AAA Las Vegas disabled list with right shoulder impingement syndrome (7/7-19/05).
- On Los Angeles-NL disabled list with a bruised right wrist (5/5-6/15/06); included a rehab assignment to Class AAA Las Vegas (6/9-15/06).
- Traded by Los Angeles-NL with pitcher Jae Weong Seo and a player to be named later (Justin Ruggiano) to Tampa Bay in exchange for catcher Toby Hall, pitcher Mark Hendrickson and cash considerations (6/27/06).
- On Tampa Bay disabled list with right finger lacerations (4/5-22/08); included a rehabilitation assignment to Class A Vero Beach (4/18-22/08).
- On Major League Baseball Suspended List (4/27-29/10).
- Signed by Los Angeles-NL as a free agent (12/14/10).
- On Los Angeles-NL disabled list with a strained right oblique (3/31-4/25/11); included rehab assignment to Class AA Chattanooga (4/20-25/11).
- Signed by Cincinnati as a free agent (1/17/12).
- On Class AAA Louisville with kidney stones (4/29-5/7/12).
- On Class AAA Louisville with a strained left hamstring (7/16-25/12).
- Signed by Chicago-NL as a free agent (11/16/12).
- Signed by Toronto as a free agent (12/2/13).
- On Toronto disabled list with a strained left hamstring (4/22-6/2/15); included a rehabilitation assignment to Class AAA Buffalo (5/28-6/2/15).
- Signed by the White Sox as a free agent (12/4/15).

## DIVISION SERIES RECORD

YEAR	CLUB	AVG	G	AB	R	H	TB	2B	3B	HR	RBI	SH	SF	HB	BB	SO	SB	CS	OBP	SLG	E
2008	T.B. vs. Chi.-AL	.400	4	15	1	6	9	3	0	0	3	0	0	0	1	2	0	0	.438	.600	0
2012	Cin. at S.F.	.250	2	4	0	1	1	0	0	0	0	0	0	0	1	2	0	0	.400	.250	0
2015	Tor. vs. Tex.	.200	2	5	1	2	1	0	0	0	0	0	0	0	0	0	0	0	.200	.400	0
<b>TOTALS</b>		<b>.333</b>	<b>8</b>	<b>24</b>	<b>2</b>	<b>8</b>	<b>12</b>	<b>4</b>	<b>0</b>	<b>0</b>	<b>3</b>	<b>0</b>	<b>0</b>	<b>0</b>	<b>2</b>	<b>4</b>	<b>0</b>	<b>0</b>	<b>.385</b>	<b>.500</b>	<b>0</b>

## LEAGUE CHAMPIONSHIP SERIES RECORD

YEAR	CLUB	AVG	G	AB	R	H	TB	2B	3B	HR	RBI	SH	SF	HB	BB	SO	SB	CS	OBP	SLG	E
2008	T.B. vs. Bos.	.192	7	26	1	5	5	0	0	0	2	0	0	0	2	4	0	1	.250	.192	0
2015	Tor. at K.C.	.000	3	8	0	0	0	0	0	0	0	0	0	0	1	5	0	0	.111	.000	0
<b>TOTALS</b>		<b>.147</b>	<b>10</b>	<b>34</b>	<b>1</b>	<b>5</b>	<b>5</b>	<b>0</b>	<b>0</b>	<b>0</b>	<b>2</b>	<b>0</b>	<b>0</b>	<b>0</b>	<b>3</b>	<b>9</b>	<b>0</b>	<b>1</b>	<b>.216</b>	<b>.147</b>	<b>0</b>

## WORLD SERIES RECORD


YEAR	CLUB	AVG	G	AB	R	H	TB	2B	3B	HR	RBI	SH	SF	HB	BB	SO	SB	CS	OBP	SLG	E
2008	T.B. vs. Phi.	.353	5	17	2	6	7	1	0	0	0	0	0	0	1	5	0	0	.389	.412	1

## ALL-STAR GAME RECORD

YEAR	CLUB	AVG	G	AB	R	H	TB	2B	3B	HR	RBI	SH	SF	HB	BB	SO	SB	CS	OBP	SLG	E
2008	A.L. New York-AL	.250	1	4	0	1	1	0	0	0	0	0	0	0	1	2	0	0	.400	.250	1



Major League Baseball players, including White Sox first baseman Jose Abreu and former shortstop Alexei Ramirez, join members of the MLB front office and MLBPA at the National Hotel in Havana during a goodwill tour of Cuba in December 2015.



# MIKE OLT

# 24

## INFIELDER

**Given Name:** Michael George Olt

**Bats:** Right **Throws:** Right

**Height:** 6-2 **Weight:** 210

**Opening Day Age:** 27 (August 27, 1988)

**Birthplace/Residence:** New Haven Conn./Branford, Conn.

**First Pro Contract:** Texas Rangers, selected in the supplemental round (49th overall), June 2010 First-Year Player Draft.

**Sox Acquisition:** Claimed off waivers from the Chicago Cubs, September 5, 2015.

**Major League Service:** One year, 156 days.

**Contract Status:** Signed through 2016.

### 2015 SEASON

- Appeared in 24 games (23 starts) with the White Sox after being claimed off waivers from the Cubs on 9/5 ... made 20 starts at third base and three at first.
- Batted .191 (18-94) with four home runs, five RBI and seven runs scored over 30 games between the Sox and Cubs.
- Hit one homer with the Cubs and three with the Sox, becoming the first player in major-league history to homer for both Chicago teams in the same season.
- Was placed on the Cubs disabled list with a fractured right wrist on 4/15 ... appeared in 17 rehab games between Class AA Tennessee and Class AAA Iowa ... was reinstated from the disabled list and optioned to Iowa on 7/10.
- His three home runs with the Sox traveled an average of 434 feet, including a 444-foot shot on 9/17 vs. Oakland ... homered in consecutive games for the second time in his career on 9/16-17 vs. the A's (three straight from 5/7-9/14).
- Batted a combined .273 (60-220) with 16 doubles, one triple, nine home runs, 25 RBI and 35 runs scored over 62 games between Iowa and Tennessee in the Cubs organization.

### 2014 SEASON

- Appeared in 89 games in his first season with the Cubs after making the Opening Day roster.
- Tied for second among National League rookies with 12 home runs ... all 12 came in the first-half of the season.
- The 12 home runs before the All-Star Break were the second-most by a Cubs rookie in franchise history, trailing only Geovany Soto, who hit in 2008.
- Twenty of his 36 hits went for extra bases ... became the fifth player since 1901 with at least 20 extra-base hits despite recording 36 or fewer hits in a season, joining Charlie Keller in 1947, Warren Newson in 1997, Russell Branyan in 2008 and Cody Ransom in 2013.
- Was the Cubs Opening Day third baseman at Pittsburgh ... it was his first career season-opening start.
- Hit his first major-league home run on 4/3 vs. Pittsburgh, a solo shot off Wandy Rodriguez in the second inning.
- Homered in a career-high three straight games from 5/7-9 ... connected on his first career grand slam on 5/8 at the White Sox (off Maikel Cleto) ... the four RBI were a career high.
- Was optioned to Class AAA Iowa on 7/22, transferred to Class A Kane County on 9/3 and recalled back to the Cubs on 9/5 ... recorded a career-high three hits on 9/7 vs. Pittsburgh.

### 2013 SEASON

- Spent the majority of the season with Class AAA Round Rock in the Texas organization before being part of a five-player trade involving the Cubs.
- Batted a combined .201 (75-373) with 20 doubles, a triple, 15 home runs and 42 RBI in 107 games between Round Rock, Class AA Frisco and Class AAA Iowa.

- Was on Round Rock's disabled list from 5/8-30 with right eye inflammation ... was optioned to Frisco on 5/31 and recalled back to Round Rock on 6/3.
- Was traded to the Cubs with pitchers Justin Grimm and C.J. Edwards and a player to be named later in exchange for pitcher Matt Garza on 7/22.

### 2012 SEASON

- Spent the majority of the season with Class AA Frisco but appeared in 16 games with Texas.
- Made his major-league debut on 8/2 vs. Los Angeles-AL ... recorded his first career hit, a single off C.J. Wilson, in the second inning.
- Collected his first career RBI (sacrifice fly off Will Smith) on 8/4 at Kansas City.
- Connected on a game-ending, pinch single on 8/11 vs. Detroit ... became the first Rangers rookie to record a game-ending hit since Mike Lamb on 5/5/00 vs. Oakland.
- Appeared in just one of the team's final 20 games after being diagnosed with plantar fasciitis in his right heel.
- Was named the Rangers Minor League Player of the Year ... played for the U.S. Team at the Futures Game in Kansas City ... was a Texas League mid and postseason All-Star.
- Ranked among the TL leaders in homers (1st), slugging percentage (1st, .579), RBI (4th, 82), OBP (5th, .398), walks (9th, 61) and total bases (10th, 205).
- Earned Rangers Minor League Player of the Month honors for May, batting .333 (33-99) with seven doubles, five home runs and 23 RBI in 26 games.
- Played in 18 games for Tigres del Licey in the Dominican Winter League (.250, 14-56).

### 2011 SEASON

- Combined to hit .264 (67-254) with 15 doubles, 15 home runs and 46 RBI over 73 games between Class A Myrtle Beach and the Arizona League Rangers.
- Was rated by *Baseball America* as the No. 3 Prospect and Best Defensive Third Baseman in the Carolina League following the season.
- Earned CL Player of the Week honors for the period of 4/7-17, batting .424 (14-33) with three home runs and 10 RBI.
- Was on Myrtle Beach's disabled list from 6/7-8/18 with a broken collarbone.
- Made four rehab starts at the AZL Rangers from 8/14-19.
- Played in 27 games with the Surprise Saguaros of the Arizona Fall League ... batted .349 (37-106) with five doubles, 13 home runs and 43 RBI.
- Was selected to the AFL All-Prospect Team after leading the league in homers, RBI, total bases (81) and slugging (.764).
- Recorded the first 40-RBI season in the AFL since 1996.

**2010 SEASON**

- Was selected by Texas in the supplemental round (49th overall) of the June First-Year Player Draft.
- Entered the draft rated by *Baseball America* as the third-best college defender.
- Appeared in 69 games with Class A Spokane in his professional debut ... was named Rangers Minor League Defender of the Month for August.

**MISCELLANEOUS/PERSONAL**

- Single ... Twitter: @mOLTenLAVA20.
- Attended the University of Connecticut ... his 44 career home runs rank second in school history.
- Graduated from Branford (Conn.) High School in 2006 ... was a four-year letter-winner in baseball and three-time All-State selection.

**CAREER PLAYING RECORD**

YEAR	CLUB	AVG	G	AB	R	H	TB	2B	3B	HR	RBI	SH	SF	HB	BB	SO	SB	CS	OBP	SLG	E
2010	Spokane	.293	69	263	57	77	122	16	1	9	43	0	3	4	40	77	6	0	.390	.464	10
2011	AZL Rangers	.214	4	14	2	3	6	0	0	1	4	0	0	0	1	5	0	0	.267	.429	2
	Myrtle Beach	.267	69	240	39	64	121	15	0	14	42	0	3	1	48	70	0	1	.387	.504	9
2012	Frisco	.288	95	354	65	102	205	17	1	28	82	0	1	4	61	101	4	0	.398	.579	11
	TEXAS	.152	16	33	2	5	6	1	0	0	5	0	2	0	5	13	1	1	.250	.182	3
2013	Frisco	.333	3	12	1	4	9	2	0	1	2	0	0	0	0	6	0	0	.333	.750	0
	Round Rock	.213	65	230	37	49	97	15	0	11	32	0	2	1	35	89	0	0	.317	.422	13
2014	Iowa	.168	39	131	11	22	36	3	1	3	8	0	1	0	20	37	0	0	.276	.275	10
	Iowa	.302	28	106	16	32	62	9	0	7	24	0	1	0	8	33	1	0	.348	.585	2
2015	CHICAGO-NL	.160	89	225	23	36	80	8	0	12	33	0	5	3	25	100	0	1	.248	.356	7
	CHICAGO-NL	.133	6	15	1	2	5	0	0	1	1	0	0	1	0	6	0	0	.188	.333	0
	Iowa	.265	59	211	30	56	97	14	0	9	25	0	1	2	20	71	0	1	.333	.460	10
	Tennessee	.444	3	9	5	4	8	2	1	0	0	0	0	0	3	4	0	0	.583	.889	0
	WHITE SOX	.191	30	94	7	18	30	0	0	4	5	0	0	1	7	35	0	1	.255	.319	6
<b>MINOR TOTALS</b>		<b>.263</b>	<b>434</b>	<b>1570</b>	<b>263</b>	<b>413</b>	<b>763</b>	<b>93</b>	<b>4</b>	<b>83</b>	<b>262</b>	<b>0</b>	<b>12</b>	<b>12</b>	<b>236</b>	<b>493</b>	<b>11</b>	<b>2</b>	<b>.361</b>	<b>.486</b>	<b>67</b>
<b>A.L. TOTALS</b>		<b>.188</b>	<b>40</b>	<b>112</b>	<b>8</b>	<b>21</b>	<b>31</b>	<b>1</b>	<b>0</b>	<b>3</b>	<b>9</b>	<b>0</b>	<b>2</b>	<b>0</b>	<b>12</b>	<b>42</b>	<b>1</b>	<b>2</b>	<b>.262</b>	<b>.277</b>	<b>9</b>
<b>N.L. TOTALS</b>		<b>.158</b>	<b>95</b>	<b>240</b>	<b>24</b>	<b>38</b>	<b>85</b>	<b>8</b>	<b>0</b>	<b>13</b>	<b>34</b>	<b>0</b>	<b>5</b>	<b>4</b>	<b>25</b>	<b>106</b>	<b>0</b>	<b>1</b>	<b>.245</b>	<b>.354</b>	<b>7</b>
<b>MLB TOTALS</b>		<b>.168</b>	<b>135</b>	<b>352</b>	<b>32</b>	<b>59</b>	<b>116</b>	<b>9</b>	<b>0</b>	<b>16</b>	<b>43</b>	<b>0</b>	<b>7</b>	<b>4</b>	<b>37</b>	<b>148</b>	<b>1</b>	<b>3</b>	<b>.250</b>	<b>.330</b>	<b>16</b>

**CAREER TRANSACTIONS**

- Selected by Texas in the supplemental round (49th overall) of the First-Year Player Draft (6/10).
- On Class A Myrtle Beach disabled list with a left shoulder fracture (6/7-8/19/11); included rehab assignment to AZL Rangers (8/14-19/11).
- On Class AAA Round Rock disabled list with right eye inflammation (5/8-30/13).
- Traded by Texas with pitchers Justin Grimm and C.J. Edwards and a player to be named later (Neil Ramirez) to Chicago-NL in exchange for pitcher Matt Garza (7/22/13).
- On Chicago-NL disabled list with a left hamstring strain (8/20-9/3/14).
- On Chicago-NL disabled list with a right wrist fracture (4/15-7/10/15); included a rehab assignment to Class AA Tennessee (6/19-23/15) and Class AAA Iowa (6/23-7/8/15).
- Claimed by the White Sox off waivers from Chicago-NL (9/5/15).

**CAREER FIELDING STATISTICS**

POSITION	PCT	G	GS	TC	PO	A	E	DP	POSITION	PCT	G	GS	TC	PO	A	E	DP
Third Base	.924	83	73	157	39	106	12	5	First Base	.983	25	20	175	160	12	3	13
Right Field	.750	2	1	4	3	0	1	0									

**CAREER GAME BESTS AND HOME RUN INFORMATION**

**HITS** — 3 (9/7/14 vs. Pit.) ... **HR** — 1 (16x, last 9/25/15 at NYY) ... **RBI** — 4 (5/8/14 at White Sox)

**RUNS** — 2 (3x, last 7/8/14 at Cin.) ... **SB** — 1 (8/5/12 at K.C.) ... **HITTING STREAK** — 4 games (5/5-9/14)

**GAME-ENDING HOME RUNS** — NONE ... **GRAND SLAMS** — 1 (5/8/14 vs. White Sox) ... **MULTIHOMER GAMES** — NONE

**PINCH HOME RUNS** — NONE ... **INSIDE-THE-PARK HOMERS** — NONE ... **LEADOFF HOME RUNS** — NONE





# ANDY PARRINO

# 12

**INFIELDER**
**NON-ROSTER INVITEE**
**Given Name:** Andrew Barker Parrino

**Bats:** Switch

**Throws:** Right

**Height:** 6-0

**Weight:** 195

**Opening Day Age:** 30 (October 31, 1985)

**Birthplace/Residence:** Brockport, N.Y./El Cajon, Calif.

**First Pro Contract:** San Diego Padres, selected in the 26th round, June 2007 First-Year Player Draft.

**Sox Acquisition:** Signed as a free agent, December 4, 2015.

**Major League Service:** One year, 109 days.

**Contract Status:** Signed through 2016.

## 2015 SEASON

- Spent a majority of the season with Class AAA Nashville and also appeared in 17 games (one start) with Oakland.
- Began the season with Nashville before his contract was purchased by the Athletics on 5/22 ... started at shortstop that day at Tampa Bay.
- Was designated for assignment on 6/19 and outrighted to Nashville on 6/22.
- Batted .272 (40-147) with 12 RBI over his second stint with the Sounds ... hit .279 (53-190) with four home runs and 16 RBI vs. right-handers (.258/1 HR/8 RBI against lefties).
- Homered in back-to-back games from 4/12-13 ... connected on a three-run homer on 6/27 vs. Oklahoma City.
- Posted a .310 (26-84) average in 23 August games.

## 2014 SEASON

- Combined to hit .274 (117-427) with 22 doubles, two triples, seven home runs and 57 RBI in 103 games between Class AAA Round Rock in the Texas organization and Class AAA Sacramento in the Oakland system.
- Appeared in 21 games over three stints with the Athletics.
- Ranked seventh in the A's farm system in average (.286) and 10th in on-base percentage (.363).
- Was claimed by Texas off waivers from Oakland on 3/3 ... claimed by the A's off waivers from the Rangers on 4/21.
- Was recalled by Oakland on 6/13, optioned back to Sacramento on 6/15, recalled for the second time on 7/12 and optioned again on 7/20 ... was recalled by the A's for the remainder of the season on 8/15.
- Hit his second career home run on 8/24 vs. the Angels.
- Reached base safely in 37 straight games from 4/17-6/1, the second-longest streak in the Pacific Coast League ... posted a .417 on-base percentage during the streak.
- Recorded a 15-game road hitting streak from 4/17-6/1, batting .369 (24-65) ... compiled a season-high, 13-game hitting streak overall from 4/29-5/11 (.385, 20-52).
- Recorded back-to-back, three-hit games on 5/30-31.

## 2013 SEASON

- Spent a majority of the season with Class AAA Sacramento while appearing in 14 games over two stints with Oakland.
- Was recalled from Sacramento for the first time on 4/10 and optioned back on 4/25 ... was recalled by the A's on 9/1 for the remainder of the season.
- Made seven starts with Oakland: four at second base, two at shortstop and one at third.
- Appeared in 85 games at shortstop, 18 at third base and five at second base with the River Cats.
- Collected a season-high four hits on 5/26 at Tucson ... homered in back-to-back games from 5/29-30 against Salt Lake, including a grand slam on 5/30 ... hit three of his four home runs over a 12-game stretch from 5/17-30.

## 2012 SEASON

- Split the season between San Diego and Class AAA Tucson.
- Made his first career Opening Day roster with the Padres ... appeared in 26 games (22 starts) at shortstop, 15 (eight) at second base, two (one) at third base and one in right field with San Diego.
- Went 2-4 with his first career home run on 4/8 vs. Los Angeles-NL, a solo shot off Aaron Harang ... it was also his first career multihit game.
- Hit safely in a career-high five straight games from 4/15-24, going 6-16 (.375) with two doubles.
- Was placed on the disabled list on 5/31 with a sprained right wrist ... appeared in six rehab games with Tucson before being reinstated on 6/24.
- Was optioned to Tucson on 6/25 and recalled to the Padres on 9/4 for the remainder of the season.
- Went 8-24 (.333) with six walks over his final 15 games.

## 2011 SEASON

- Made his major-league debut with the Padres after playing for both Class AA San Antonio and Tucson.
- His contract was purchased by San Diego from San Antonio on 8/26 ... made his major-league debut that day at Arizona as a pinch-hitter for Ernesto Frieri in the seventh inning.
- Recorded his first career hit in his first start (right field) on 8/28 at Arizona.
- Combined to hit .315 (96-305) with 20 doubles, two triples, 12 home runs and 56 RBI in 88 games between San Antonio and Tucson.
- Was on Tucson's disabled list with a sprained right hamstring from 4/20-5/17.
- Played for Cibao in the Dominican Winter League, hitting .192 (10-52) with 11 walks in 16 games.

## 2010 SEASON

- Spent the entire season with San Antonio ... was named to the Texas League midseason All-Star Team.
- Ranked third in the TL in walks (68) and tied for sixth in doubles (28).
- Appeared in 44 games at shortstop, 26 at second base, 20 in left field, 17 at third, 10 in right field and designated hitter, two at first and one in center.
- Batted .333 (14-42) with five doubles and nine RBI over an 11-game home hitting streak from 7/20-8/20.
- Hit .349 (22-63) with seven doubles, four RBI and 12 runs scored in 20 games for Peoria in the Arizona Fall League.



### 2009 SEASON

- Batted a combined .249 (82-329) with 18 doubles, one triple, two home runs and 32 RBI over 100 games between Class A Fort Wayne and Class A Lake Elsinore.
- Appeared in 51 games at second base, 20 at third, 14 at shortstop, four at first base, two in left field and one in center ... went 2-7 (.286) in two postseason games with Lake Elsinore.

### 2008 SEASON

- Was named to the Midwest League midseason All-Star Team with Fort Wayne.
- Ranked second in the MWL in walks (71) and sixth in on-base percentage (.366).
- Hit .328 (19-58) with three doubles, three home runs and nine RBI over his first 19 games of the season.
- Collected a season-high four hits on 6/2 at Great Lakes.

### 2007 SEASON

- Spent his first professional season at Class A Eugene, leading the team with 20 doubles.
- Recorded four straight multihit games from 9/2-5, going 9-17 (.529) during that span.
- Was recommended/signed by Padres scout Jim Bretz.

### MISCELLANEOUS/PERSONAL

- Married Alexis ... has two children: Christian and Eastyn.
- Twitter: @ParrinoAndy.
- Attended Le Moyne College in Syracuse, N.Y. ... was the 2007 MAAC Player of the Year and named third-team All-America by Louisville Slugger and *Collegiate Baseball* ... helped lead the Dolphins to the 2007 MAAC championship and the program's fourth appearance in the NCAA Tournament.
- Became only the 12th position player and the sixth infielder to be selected in the amateur draft in Le Moyne College history.

### CAREER PLAYING RECORD

YEAR	CLUB	AVG	G	AB	R	H	TB	2B	3B	HR	RBI	SH	SF	HB	BB	SO	SB	CS	OBP	SLG	E
2007	Eugene	.271	69	251	32	68	99	20	1	3	38	1	0	7	30	73	2	2	.365	.394	10
2008	Fort Wayne	.252	120	405	67	102	143	20	0	7	43	4	3	4	71	127	8	5	.366	.353	21
2009	Fort Wayne	.500	5	18	3	9	11	2	0	0	3	0	0	0	3	3	0	0	.571	.611	0
	Lake Elsinore	.235	94	311	52	73	97	16	1	2	29	1	4	4	51	85	8	2	.346	.312	12
2010	San Antonio	.246	125	410	70	101	170	28	4	11	49	4	2	8	68	115	4	2	.363	.415	16
2011	Tucson	.327	48	153	26	50	74	13	1	3	24	0	4	5	16	25	2	1	.399	.484	4
	San Antonio	.303	40	152	28	46	82	7	1	9	32	1	3	1	22	40	3	1	.388	.539	5
	SAN DIEGO	.182	24	44	3	8	9	1	0	0	4	0	1	1	9	17	1	0	.327	.205	0
2012	Tucson	.328	65	235	43	77	109	23	3	1	32	0	1	4	25	49	6	2	.400	.464	9
	SAN DIEGO	.207	55	116	9	24	32	5	0	1	6	2	1	2	17	35	1	0	.316	.276	6
2013	Sacramento	.210	108	367	43	77	111	16	3	4	36	3	2	5	43	102	3	1	.300	.302	19
	OAKLAND	.118	14	34	2	4	6	2	0	0	1	0	0	0	2	12	0	0	.167	.176	1
2014	Round Rock	.189	13	53	4	10	13	3	0	0	5	0	0	3	12	0	0	.271	.245	2	
	Sacramento	.286	90	374	57	107	151	19	2	7	52	1	1	2	44	97	7	0	.363	.404	13
	OAKLAND	.152	21	46	4	7	13	3	0	1	3	0	1	1	3	14	0	0	.216	.283	1
2015	OAKLAND	.000	17	6	1	0	0	0	0	0	0	0	0	0	2	5	0	0	.250	.000	1
	Nashville	.272	80	287	32	78	108	9	3	5	24	1	1	2	30	81	0	2	.344	.376	12
<b>MINORS TOTALS</b>		<b>.265</b>	<b>857</b>	<b>3016</b>	<b>457</b>	<b>798</b>	<b>1168</b>	<b>19</b>	<b>52</b>	<b>367</b>	<b>406</b>	<b>16</b>	<b>21</b>	<b>45</b>	<b>406</b>	<b>809</b>	<b>43</b>	<b>18</b>	<b>.358</b>	<b>.387</b>	<b>123</b>
<b>A.L. TOTALS</b>		<b>.128</b>	<b>52</b>	<b>86</b>	<b>7</b>	<b>11</b>	<b>19</b>	<b>5</b>	<b>0</b>	<b>1</b>	<b>4</b>	<b>0</b>	<b>1</b>	<b>1</b>	<b>7</b>	<b>31</b>	<b>0</b>	<b>0</b>	<b>.200</b>	<b>.221</b>	<b>2</b>
<b>N.L. TOTALS</b>		<b>.200</b>	<b>79</b>	<b>160</b>	<b>12</b>	<b>32</b>	<b>41</b>	<b>6</b>	<b>0</b>	<b>1</b>	<b>10</b>	<b>2</b>	<b>2</b>	<b>3</b>	<b>26</b>	<b>52</b>	<b>2</b>	<b>0</b>	<b>.319</b>	<b>.256</b>	<b>6</b>
<b>MLB TOTALS</b>		<b>.175</b>	<b>131</b>	<b>246</b>	<b>19</b>	<b>43</b>	<b>60</b>	<b>11</b>	<b>0</b>	<b>2</b>	<b>14</b>	<b>2</b>	<b>3</b>	<b>4</b>	<b>33</b>	<b>83</b>	<b>2</b>	<b>0</b>	<b>.280</b>	<b>.244</b>	<b>8</b>

### CAREER TRANSACTIONS

- Selected by San Diego in the 26th round of the First-Year Player Draft (6/07).
- On Class AAA Tucson disabled list with a strained right hamstring (4/20-5/17/11).
- On San Diego disabled list with a sprained right wrist (5/31-6/24/12); included a rehab assignment to Class AAA Tucson (6/15-24/12).
- Traded by San Diego to Oakland with pitcher Andrew Werner in exchange for infielder A.J. Kirby-Jones and pitcher Tyson Ross (11/16/12).
- Claimed by Texas off waivers from Oakland (3/3/14).
- Claimed by Oakland off waivers from Texas (4/21/14).
- Signed by the White Sox as a free agent (12/4/15).

### CAREER FIELDING STATISTICS

POSITION	PCT	G	GS	TC	PO	A	E	DP	POSITION	PCT	G	GS	TC	PO	A	E	DP
Shortstop	.958	61	38	166	42	117	7	19	Second Base	.989	27	18	92	43	48	1	16
Third Base	1.000	22	9	31	8	23	0	3	Right Field	1.000	5	1	5	5	0	0	0
Left Field	—	3	1	0	0	0	0	0									

### CAREER GAME BESTS AND HOME RUN INFORMATION

**HITS** — 2 (6x, last 8/24/14 vs. LAA) ... **HR** — 1 (2x, last 8/24/14 vs. LAA) ... **RBI** — 2 (5/24/12 at NYM)

**RUNS** — 1 (19x, last 6/11/15 vs. Tex.) ... **SB** — 1 (2x, last 4/24/12 vs. Was.) ... **HITTING STREAK** — 5 games (4/15-24/12)

**GAME-ENDING HOME RUNS** — NONE ... **GRAND SLAMS** — NONE ... **MULTIHR GAMES** — NONE

**PINCH HOME RUNS** — NONE ... **INSIDE-THE-PARK HOMERS** — NONE ... **LEADOFF HOME RUNS** — NONE



# JAKE PETRICKA

# 52

## RIGHT-HANDED PITCHER

**Given Name:** Jacob Steven Petricka (puh-TRITCH-kuh)

**Bats:** Right **Throws:** Right

**Height:** 6-5 **Weight:** 220

**Opening Day Age:** 27 (June 5, 1988)

**Birthplace/Residence:** Faribault, Minn./Savage, Minn.

**First Pro Contract:** White Sox.

**Sox Acquisition:** Selected in second round, June 2010 First-Year Player Draft.

**Major League Service:** Two years, 44 days.

**Contract Status:** Signed through 2016.

### 2015 SEASON

■ **American League Relief Leaders:** 1st-opp. GIDP (12); 1st-GIDP/9.0 IP (2.08); 4th-IRS% (16.1); 4th-GB% (65.2).

■ Ranked second on the White Sox with 12 holds in his second full season with the club ... recorded a career-high 65.2 ground-ball percentage and matched his 2014 total with 12 GIDP.

■ Allowed just 16.1 percent (5-31) of inherited runners to score ... 33 of his 62 appearances lasted at least 1.0 IP.

■ Posted a 2.77 ERA (8 ER/26.0 IP) at home, compared to 4.50 (13 ER/26.0 IP) on the road ... his ERA was 2.76 (10 ER/32.2 IP) in the first half (5.12 in the second).

■ ERA was 2.37 (8 ER/30.1 IP) in 37 outings from May-July and 4.86 (9 ER/16.2 IP) from August-October (21 games).

■ Right-handers hit .257 (37-144) and lefties batted .358 (19-53) ... opponents hit .167 (9-54) with RISP.

■ Started the season on the disabled list (retroactive to 3/27) with a right forearm strain ... made two injury rehab appearances with Class AAA Charlotte ... was reinstated on 4/20.

■ Made his season debut on 4/22 vs. Cleveland, working 1.0 scoreless IP ... suffered his first loss on 4/23 vs. Kansas City, allowing a game-winning single to Eric Hosmer in the 13th.

■ Earned his two saves on 5/28 at Baltimore and 6/23 at Minnesota (combined 2.0 scoreless IP).

■ Allowed one earned run in 7.2 IP over a 10-game stretch from 5/2-23 (1.17 ERA) ... made six consecutive scoreless appearances from 6/4-14, allowing two hits over 3.2 IP.

■ Earned his first win of the season on 6/5 vs. Detroit after working a perfect 11th inning ... suffered his second loss on 6/18 vs. Pittsburgh, allowing the game-winning run in the ninth.

■ Earned the win on 6/21 vs. Texas with a scoreless 11th inning, including an inning-ending GIDP.

■ Posted his 12th hold on 8/11 vs. the Angels, inducing an inning-ending double play by Albert Pujols in the eighth ... earned his fourth victory on 8/25 vs. Boston (1.0 scoreless IP).

■ Allowed a run in three consecutive outings from 9/2-6 ... made six straight scoreless appearances to end the season from 9/12-10/3, surrendering three hits over 7.2 IP.

### 2014 SEASON

■ **American League Relief Leaders:** 2nd in GB% (63.8); T3rd in opp. GIDP (12); 7th in GIDP/9.0 IP (1.48); 9th in IP (73.0).

■ Was recalled from Class AAA Charlotte on 4/4 and spent the rest of the season with the White Sox.

■ Led all major-league rookies with 14 saves and ranked third in appearances (67) and IP (73.0) ... posted a 77.8 save percentage (14-18).

■ Led Sox pitchers in games (67) and save opportunities ... 52 of his 67 appearances were scoreless ... pitched 16 times with no rest (2.70 ERA, 5 ER/16.2 IP) ... allowed 40.0 percent (16-40) of inherited runners to score.

■ Limited right-handers to a .208 average (31-149) and first batters faced to a .203 (12-59) mark.

### MOST GIDP BY MLB RELIEVERS IN 2015

Pitcher, Club	GIDP
Blake Treinen, WAS	14
Jim Johnson, ATL/LAD	13
<b>Jake Petricka, SOX</b>	<b>12</b>
Jeremy Jeffress, MIL	12
Four Pitchers Tied	11

### MOST RELIEF GIDP IN MLB SINCE 2014

Pitcher, Club	GIDP
<b>Jake Petricka, SOX</b>	<b>24</b>
Seth Maness, STL	23
Zach Britton, BAL	21
Jeremy Hughes, PIT	21
Two Pitchers Tied	20

■ Made his season debut on 4/4 at Kansas City (2.1 scoreless IP) ... struck out a career-high three batters on 4/11 vs. Cleveland ... gave up one run in a career-high 3.0 IP on 4/19 at Texas.

■ Allowed just one earned run over 17 games (21.0 IP) from 4/25-6/3 ... 12 of the outings were hitless.

■ Threw 10.0 consecutive scoreless IP from 4/25-5/7 (six games) and 5/11-6/3 (10 games) ... retired 15 straight batters from 4/30-5/8.

■ Earned his first career save on 5/19 at Kansas City, stranding the tying run at second base in the ninth inning.

■ Suffered his first loss on 6/7 at Angel Stadium after giving up a game-winning single to Chris Iannetta in the eighth inning.

■ Made eight consecutive scoreless appearances (11.0 IP) from 6/22-7/6, recording two saves with eight strikeouts.

■ Converted six straight save opportunities from 6/27-8/1 ... recorded his second career save on 6/27 at Toronto ... worked 2.0 scoreless IP for the save on 7/6 vs. Seattle.

■ Surrendered a game-ending, three-run homer to pinch hitter Brian McCann on 8/24 at Yankee Stadium.

■ Worked 1.0 scoreless IP in six straight appearances from 8/30-9/13, earning four saves and allowing just four hits.

■ Allowed the game-tying (wild pitch) and game-winning runs (Lorenzo Cain infield single) on 9/15 at Kansas City.

■ Earned a four-out save on 9/22 at Detroit.

### 2013 SEASON

■ Spent time with Class AA Birmingham, Charlotte and the White Sox ... began the season at Birmingham before being promoted to Charlotte on 7/4 and to the White Sox on 8/17.

■ Made his major-league debut on 8/22 at Kansas City ... earned the win that night after inducing an inning-ending double play by Salvador Perez in the bottom of the 11th inning.

■ Made six consecutive scoreless appearances (9.0 IP) from 9/2-15 ... worked 2.2 scoreless IP with two strikeouts on 9/2 at Yankee Stadium.

■ Surrendered a game-ending single to Omar Infante in the 12th inning on 9/21 at Detroit.

■ Was 5-0 with a 1.81 ERA (11 ER/54.2 IP) and 58 strikeouts in 31 games (one start) with Charlotte and Birmingham.

■ Limited opponents to a .231 average (45-195) and averaged 9.55 strikeouts per 9.0 IP between the two stops.

■ Posted a 0.75 ERA (2 ER/24.0 IP) with 26 strikeouts over his final 11 appearances with the Barons.

## 2012 SEASON

- Combined to go 8-8 with a 5.39 ERA (84 ER/140.1 IP) and 111 strikeouts over 29 starts between Class A Winston-Salem and Birmingham.
- Started the season with Winston-Salem ... allowed three runs or less in each of his first seven starts ... struck out eight in consecutive starts on 7/4 vs. Myrtle Beach and 7/9 vs. Lynchburg ... was promoted to Birmingham on 7/21.
- Recorded a three-game winning streak from 8/11-27.
- Entered the season ranked by *Baseball America* as the No. 5 Prospect in the White Sox organization.

## 2011 SEASON

- Combined to go 7-8 with a 3.65 ERA (46 ER/113.1 IP) and 99 strikeouts in 23 games (22 starts) between Class A Kannapolis, Winston-Salem and Advanced Rookie Bristol.
- Went 3-1 with a 2.81 ERA (13 ER/41.2 IP) and 48 strikeouts in eight starts with Kannapolis.
- Was on the disabled list from 5/24-6/27 with a back strain.
- Appeared in 13 games with Mesa in the Arizona Fall League ... entered the season ranked by *Baseball America* as the No. 7 Prospect in the organization.

## 2010 SEASON

- Combined to go 2-5 with a 3.05 ERA (15 ER/44.1 IP) and 48 strikeouts in 17 games (eight starts) between Bristol and Kannapolis in his professional debut.
- Was rated by *Baseball America* as having the Best Fastball in the White Sox 2010 draft class.
- Was recommended/signed by Mike Shirley.

## COMMUNITY INVOLVEMENT

- In 2015, participated in the Jefferson Awards Presentation at U.S. Cellular Field ... in 2014, worked on the Greater Chicago Food Depository lunch bus, distributing meals to families.

## MISCELLANEOUS/PERSONAL

- Married Ellen ... has one daughter: Madison.
- Twitter: @jacobpetricka.
- Spent two years at Iowa Western Community College before transferring to Indiana State in 2009.
- Was 7-4 with a 4.11 ERA (46 ER/100.2 IP) and 113 strikeouts in 20 games (15 starts) for the Sycamores in 2010 ... was named First-Team All-Missouri Valley Conference.
- Drafted by the Yankees in the 34th round in 2009 but did not sign ... graduated in 2006 from Faribault (Minn.) High School.

## CAREER PLAYING RECORD

YEAR	CLUB	W-L	PCT	ERA	G	GS	CG	SHO	SV	IP	H	R	ER	HR	HB	BB-I	SO	WP	BK	AVG
2010	Bristol	2-4	.333	2.86	8	8	0	0	0	34.2	25	12	11	1	2	7-0	38	4	1	.197
	Kannapolis	0-1	.000	3.72	9	0	0	0	0	9.2	13	11	4	0	1	8-0	10	4	0	.295
2011	Kannapolis	3-1	.750	2.81	8	8	0	0	0	41.2	39	14	13	0	0	13-0	48	4	0	.255
	Bristol	0-0	.000	0.00	2	1	0	0	0	4.0	4	0	0	0	0	0-0	5	0	0	.286
2012	Winston-Salem	4-7	.364	4.39	13	13	0	0	0	67.2	71	39	33	3	3	26-0	46	5	0	.265
	Winston-Salem	5-5	.500	5.33	19	19	9	9	9	82.2	93	58	49	2	3	46-0	84	9	1	.284
2013	Birmingham	3-3	.500	5.46	10	10	0	0	0	57.2	63	35	35	7	0	35-0	27	5	0	.290
	Birmingham	3-0	1.000	2.06	21	1	0	0	0	39.1	36	11	9	1	1	18-0	41	4	0	.255
2014	Charlotte	2-0	1.000	1.17	10	0	0	0	1	15.1	9	2	2	9	9	7-0	17	1	0	.167
	WHITE SOX	1-1	.500	3.26	16	0	0	0	0	19.1	20	7	7	0	1	10-1	10	4	1	.278
2015	WHITE SOX	1-6	.143	2.96	67	0	0	0	14	73.0	67	24	24	3	2	33-4	55	2	0	.253
	Charlotte	0-0	.000	0.00	2	0	0	0	0	2.0	0	0	0	0	0	2-0	3	0	0	.000
	WHITE SOX	4-3	.571	3.63	62	0	0	0	2	52.0	56	21	21	2	1	18-4	33	2	0	.284
<b>MINOR TOTALS</b>		<b>22-21</b>	<b>.512</b>	<b>3.96</b>	<b>102</b>	<b>60</b>	<b>0</b>	<b>0</b>	<b>10</b>	<b>354.2</b>	<b>353</b>	<b>182</b>	<b>156</b>	<b>23</b>	<b>19</b>	<b>162-0</b>	<b>319</b>	<b>36</b>	<b>2</b>	<b>.261</b>
<b>MLB TOTALS</b>		<b>6-10</b>	<b>.375</b>	<b>3.24</b>	<b>145</b>	<b>0</b>	<b>0</b>	<b>0</b>	<b>16</b>	<b>144.1</b>	<b>143</b>	<b>52</b>	<b>52</b>	<b>5</b>	<b>4</b>	<b>61-9</b>	<b>98</b>	<b>8</b>	<b>0</b>	<b>.268</b>

## CAREER TRANSACTIONS

- Selected by the White Sox in the second round of the First-Year Player Draft (6/10).
- On Class A Kannapolis disabled list with a strained back muscle (5/24-6/27/11).
- On White Sox 15-day disabled list with a right forearm strain (3/27-4/20/15); include rehab assignment to Class AAA Charlotte (4/16-20/15).

## CAREER RELIEF BREAKDOWN

- Save Pct. — Career:** 16-22 (72.7); **2015:** 2-3 (66.7); **2014:** 14-18 (77.8); **2013:** 0-1.
- Holds — Career:** 22; **2015:** 12; **2014:** 10.
- Inherited Runners/Scored — Career:** 85-28 (32.9); **2015:** 31-5 (16.1); **2014:** 40-16 (140.0); **2013:** 14-7 (50.0).
- First Batter Efficiency — Career:** 35-129 (.271); **2015:** 19-58 (.323); **2014:** 12-59 (.203); **2013:** 4-12 (.333).

## CAREER FIELDING STATISTICS

POSITION	PCT	G	GS	TC	PO	A	E	DP
Pitcher	1.000	145	0	24	7	17	0	2

## CAREER GAME BESTS

- STRIKEOUTS —** 3 (3x, last 7/27/15 at Bos.) ... **IP —** 3.0 (4/19/14 at Tex.)
- WINNING STREAK —** 3 games (6/5-7/10/15) ... **CONSECUTIVE SCORELESS IP —** 11.0 (6/22-7/6/14)



# ZACH PHILLIPS

# 58

## LEFT-HANDED PITCHER

**Given Name:** Zachary David Phillips

**Bats:** Left **Throws:** Left

**Height:** 6-1 **Weight:** 200

**Opening Day Age:** 29 (September 21, 1986)

**Birthplace/Residence:** Sacramento, Calif./Goodyear, Ariz.

**First Pro Contract:** Texas Rangers, selected in the 23rd round, June 2004  
First-Year Player Draft.

**Sox Acquisition:** Signed as a free agent, December 9, 2014.

**Major League Service:** 91 days.

**Contract Status:** Signed through 2016.

### 2015 SEASON

- Spent the entire season with Class AAA Charlotte ... tied for second in the organization with 12 saves.
- Was an International League midseason All-Star.
- Recorded a 1.20 ERA (2 ER/15.0 IP) over 14 save chances.
- Posted a 1.86 ERA (6 ER/29.0 IP) on the road, compared to a 4.58 mark (13 ER/25.2 IP) at home.
- Lefties batted .213 (16-75) with one double, one home run and seven walks, while right-handers hit .242 (31-128) with six doubles and 13 walks.
- Registered a sub-2.00 ERA in May (1.32) and June (1.69) ... opponents batted .134 (11-82) from May-June ... made nine consecutive scoreless appearances (10.0 IP) from 5/23-6/14.

### 2014 SEASON

- Appeared in nine games in relief with Hiroshima of the Japanese Central League ... signed with the White Sox as a free agent (acquisition recommended by Bill Young).

### 2013 SEASON

- Appeared in three games with Miami and 50 with Class AAA New Orleans in his first season with the organization.
- Was recalled from New Orleans on 9/1 and finished the season in the Marlins bullpen ... made his season debut on 9/7 vs. Washington (0.2 scoreless IP) ... suffered his first career loss on 9/15 at the Mets (1 ER/0.0 IP).

### 2012 SEASON

- Spent most of the season with Class AAA Norfolk (42 games) but also made six appearances with Baltimore.
- Was recalled by the Orioles on 5/8 and allowed two runs over 0.2 IP that night vs. Texas ... was optioned back to the Tides on 5/9, designated for assignment on 6/30 and outrighted on 7/5.
- His contract was purchased on 9/3 and finished the season with the Orioles, making five appearances (2 ER/5.1 IP).

### 2011 SEASON

- Combined to go 2-4 with a 4.01 ERA (26 ER/58.1 IP) and four saves in 47 appearances between Class AAA Round Rock in the Texas organization and Norfolk in the Baltimore system ... appeared in 10 games out of the Orioles bullpen.
- Was acquired by the Orioles from the Rangers on 7/19 in exchange for infielder Nick Green.
- Stranded 12 of 13 inherited runners (92.3 percent) with the Orioles ... left-handers went 2-20 (.100) with eight strikeouts.
- Was recalled on 8/31 and made his major-league debut that night vs. Toronto (2.0 scoreless IP).
- Made nine consecutive scoreless appearances (5.2 IP) before surrendering one run in 2.1 IP in his final appearance on 9/27 vs. Boston.

### 2010 SEASON

- Went 3-2 with a 2.69 ERA (20 ER/67.0 IP), five saves and 63 strikeouts in 45 games (one start) with Class AAA Oklahoma City and Class AA Frisco ... held lefties to a .218 (18-85) average.
- Threw 13.0 scoreless IP over his first 10 relief appearances with Frisco ... was promoted to Oklahoma City on 5/15 and did not allow a run over his first seven outings (12.0 IP).
- Was transferred back to Frisco for one appearance on 7/31 before returning to the RedHawks on 8/2 for the remainder of the season ... recorded a 14.2 scoreless IP streak over 10 appearances from 7/19-8/27.
- Made two appearances during the Pacific Coast League playoffs (2.0 scoreless IP).
- Appeared in eight games for Ponce in the Puerto Rican Winter League, going 1-0 with a 5.40 ERA (4 ER/6.2 IP).

### 2009 SEASON

- Combined to go 2-3 with a 1.39 ERA (12 ER/77.2 IP) and four saves over 36 games (three starts) between Class A Bakersfield and Frisco ... his 1.39 ERA was the lowest among Rangers minor leaguers with at least 50.0 IP.
- Went 1-1 with a 1.05 mark (3 ER/25.2 IP) in 13 relief appearances and 1-2 with a 1.47 ERA (3 ER/18.1 IP) in three starts with Bakersfield ... left-handers went just 4-66 (.061).
- Posted a 0.39 ERA (1 ER/23.0 IP) in his final six games (two starts) with the Blaze before being promoted to Frisco.
- Allowed two unearned runs over his first 14.0 IP in six appearances with the RoughRiders.

### 2008 SEASON

- Led Bakersfield with 28 starts, eight wins, 144.2 IP and 117 strikeouts ... struck out 10 batters on 4/9 at Stockton ... threw his first career complete game on 5/22 vs. Visalia.

### 2007 SEASON

- Ranked among the Midwest League leaders in starts (2nd, 27), strikeouts (2nd, 157), ERA (3rd, 2.91) and IP (5th, 151.2 IP) with Class A Clinton ... led Texas farmhands in ERA (min. 75.0 IP) and finished second in strikeouts.
- Went 6-1 with a 1.24 (10 ER/72.2 IP) and 73 strikeouts in his first 11 appearances ... was named to the MWL All-Star Team.
- Earned Rangers Pitcher of the Month honors for June, going 3-0 with a 2.37 ERA with 28 strikeouts.
- Struck out 12 on 8/26 at Kane County (1 ER/7.0 IP).

### 2006 SEASON

- Led Clinton in starts (28), ranked second in strikeouts (126) and third in IP (142.0).
- Was named the Rangers Minor League Pitcher of the Month for April after going 1-0 with a 1.19 ERA ... earned MWL Player of the Week honors for 4/14-20 after going 2-0 with a 0.68 ERA and 18 strikeouts over two starts.



## 2005 SEASON

■ Spent most of his first professional season with the Arizona League Rangers ... ranked second in the AZL with 73 strikeouts ... was promoted to Clinton on 8/30 and made one appearance in the MWL playoffs (2 ER/0.1 IP).

## 2004 SEASON

■ Did not pitch after being selected in the 23rd round of the draft ... was recommended/signed by Tim Fortugno.

## MISCELLANEOUS/PERSONAL

■ Single... Twitter: @ZPhilly41.

■ Attended Sacramento City College in 2005 ... is a 2004 graduate of Galt (Calif.) High School ... went 11-8 with a 1.40 ERA and 122 strikeouts as a senior.

## CAREER PLAYING RECORD

YEAR	CLUB	W-L	PCT	ERA	G	GS	CG	SHO	SV	IP	H	R	ER	HR	HB	BB-I	SO	WP	BK	AVG
2005	AZL Rangers	1-3	.250	3.93	14	11	0	0	0	50.1	52	26	22	3	3	13-0	73	2	0	.260
	Clinton	0-0	.000	6.75	2	0	0	0	0	4.0	7	3	3	0	0	0-0	4	0	0	.389
2006	Clinton	5-12	.294	5.96	28	28	0	0	0	142.0	178	106	94	5	6	66-0	126	16	3	.315
2007	Clinton	11-7	.611	2.91	27	27	0	0	0	151.2	139	56	49	6	5	43-0	157	8	1	.247
2008	Bakersfield	8-9	.471	5.54	28	28	1	0	0	144.2	161	102	89	10	7	73-0	117	6	1	.281
2009	Bakersfield	2-3	.400	1.23	16	3	0	0	2	44.0	19	7	6	1	0	11-0	46	4	0	.123
	Frisco	0-0	.000	1.60	20	0	0	0	2	33.2	27	11	6	1	1	19-0	29	1	0	.211
2010	Frisco	0-0	.000	1.08	12	0	0	0	4	16.2	9	2	2	0	0	5-0	23	1	1	.155
	Oklahoma City	3-2	.600	3.22	33	1	0	0	1	50.1	50	22	18	1	1	29-2	40	2	0	.267
2011	Round Rock	1-3	.250	4.43	33	0	0	0	3	44.2	50	26	22	3	1	21-2	38	3	0	.282
	Norfolk	1-1	.500	2.63	14	0	0	0	1	13.2	12	5	4	0	0	7-1	7	1	0	.245
	BALTIMORE	0-0	.000	1.13	10	0	0	0	0	8.0	6	1	1	1	0	2-0	8	0	0	.194
2012	Norfolk	2-2	.500	3.17	42	0	0	0	7	154.0	56	22	19	1	2	22-4	45	2	0	.269
	BALTIMORE	0-0	.000	6.00	6	0	0	0	0	6.0	7	4	4	2	0	3-1	5	0	0	.429
2013	New Orleans	4-2	.667	2.44	50	0	0	0	1	59.0	49	19	16	3	1	24-4	74	2	0	.224
	MIAMI	0-1	.000	5.40	3	0	0	0	0	1.2	3	1	1	0	0	3-0	1	0	0	.429
2014	<i>JCL Hiroshima</i>	1-0	1.000	3.27	9	0	0	0	0	11.0	8	4	4	1	1	3-0	7	0	0	—
2015	Charlotte	1-1	.500	3.13	46	0	0	0	12	54.0	47	20	19	1	1	20-1	64	3	0	.232
<b>MINOR TOTALS</b>		<b>39-45</b>	<b>.464</b>	<b>3.85</b>	<b>365</b>	<b>98</b>	<b>1</b>	<b>0</b>	<b>33</b>	<b>863.1</b>	<b>856</b>	<b>427</b>	<b>369</b>	<b>35</b>	<b>28</b>	<b>353-14</b>	<b>843</b>	<b>51</b>	<b>6</b>	<b>.259</b>
<b>A.L. TOTALS</b>		<b>0-0</b>	<b>.000</b>	<b>3.21</b>	<b>16</b>	<b>0</b>	<b>0</b>	<b>0</b>	<b>0</b>	<b>14.0</b>	<b>13</b>	<b>5</b>	<b>5</b>	<b>3</b>	<b>0</b>	<b>5-1</b>	<b>13</b>	<b>0</b>	<b>0</b>	<b>.232</b>
<b>N.L. TOTALS</b>		<b>0-1</b>	<b>.000</b>	<b>5.40</b>	<b>3</b>	<b>0</b>	<b>0</b>	<b>0</b>	<b>0</b>	<b>1.2</b>	<b>3</b>	<b>1</b>	<b>1</b>	<b>0</b>	<b>0</b>	<b>3-0</b>	<b>1</b>	<b>0</b>	<b>0</b>	<b>.429</b>
<b>MLB TOTALS</b>		<b>0-1</b>	<b>.000</b>	<b>3.45</b>	<b>19</b>	<b>0</b>	<b>0</b>	<b>0</b>	<b>0</b>	<b>15.2</b>	<b>16</b>	<b>6</b>	<b>6</b>	<b>3</b>	<b>0</b>	<b>8-1</b>	<b>14</b>	<b>0</b>	<b>0</b>	<b>.254</b>

*Italics indicates independent or foreign league*

## CAREER TRANSACTIONS

- Selected by Texas in the 23rd round of the First-Year Player Draft (6/04).
- On Class AA Frisco disabled list with a strained right hamstring (8/23-30/09).
- Traded by Texas to Baltimore in exchange for infielder Nick Green (7/19/11).
- On Class AAA Norfolk disabled list with left shoulder tendinitis (5/20-27/12).
- Signed by Miami as a free agent (11/25/12).
- Signed by the White Sox as a free agent (12/9/14).

## CAREER RELIEF BREAKDOWN

**Inherited Runners/Scored** — Career: 17-4 (.23.5); 2012: 4-3 (75.0); 2011: 13-1 (7.7).

**First Batter Efficiency** — Career: 4-18 (.222); 2013: 1-2 (.500); 2012: 1-6 (.167); 2011: 2-10 (.200).

## CAREER FIELDING STATISTICS

POSITION	PCT	G	GS	TC	PO	A	E	DP
Pitcher	1.000	19	0	2	0	2	0	0


## CAREER GAME BESTS

**STRIKEOUTS** — 2 (3x, last 9/24/12 vs. Tor.) ... **IP** — 2.1 (9/27/11 vs. Bos.)

**WINNING STREAK** — NONE ... **CONSECUTIVE SCORELESS IP** — 7.1 (8/31-9/27/11)

## The Big Hurt

Hall-of-Famer Frank Thomas (1991-97) is the only player in major-league history to bat .300 or better with at least 20 home runs, 100 RBI, 100 walks and 100 runs scored in seven consecutive seasons. In 1995, Thomas became the first player in major-league history to post those numbers over five straight seasons, and in 1994 he joined Lou Gehrig (1929-32, '34-37) and Ted Williams (1946-49) as the only players to reach those totals in four consecutive seasons (note: Williams accomplished the feat from 1941-42 but missed the 1943-45 campaigns due to World War II).



# MATT PURKE

# 71

**LEFT-HANDED PITCHER**
**NON-ROSTER INVITEE**
**Given Name:** Matthew Taylor Purke

**Bats:** Left

**Throws:** Left

**Height:** 6-4

**Weight:** 215

**Opening Day Age:** 25 (July 17, 1990)

**Birthplace/Residence:** Nacogdoches, Texas/Houston, Texas

**First Pro Contract:** Washington Nationals, selected in the third round, June 2011 First-Year Player Draft.

**Sox Acquisition:** Signed as a free agent, November 21, 2015

**Major League Service:** 66 days.

**Contract Status:** Signed through 2016.

## 2015 SEASON

- Went 3-6 with a 4.36 ERA (31 ER/64.0 IP) over 20 appearances (15 starts) between Class A Hagerstown, Class A Potomac and Class AA Harrisburg.
- Opened the season on the disabled list to continue his recovery from Tommy John surgery in 2014.
- Made his season debut with Hagerstown on 5/28 vs. Kannapolis, working 4.0 IP.
- Was transferred to Potomac and made two starts before finishing the season with Harrisburg (eight starts).
- Each of his first five appearances with the Senators came as a starter ... allowed just two home runs in 24.1 IP.
- Was on the Harrisburg disabled list from 8/19-28 with a sprained left ankle.

## 2014 SEASON

- Was limited to just eight starts with Harrisburg due to Tommy John surgery on his left elbow.
- Was placed on the disabled list on 5/19 with a strained left elbow and missed the remainder of the season.
- Underwent Tommy John surgery on 6/13 ... the operation was performed by Dr. James Andrews ... was transferred to Washington's 60-day disabled list on 7/25.

## 2013 SEASON

- Went 6-4 with a 4.50 ERA (38 ER/90.0 IP) and 82 strikeouts over 18 combined starts between Hagerstown and Potomac.
- Averaged 8.2 strikeouts per 9.0 IP.
- Opened the season with Hagerstown before joining Potomac for the remainder of the season.

- Began the season on the disabled list with left shoulder bursitis ... made his season debut on 5/29 and did not miss a start over the remainder of the season.
- Made six starts with Mesa in the Arizona Fall League.

## 2012 SEASON

- Made just three appearances in his professional debut ... started the season on the Potomac disabled list with a strained left shoulder ... appeared in three games from 5/30-6/10 before being placed on the disabled list on 6/11 and missed the rest of the season ... underwent left shoulder surgery on 8/22.

## 2011 SEASON

- Appeared in seven games with Scottsdale in the AFL ... five of his appearances were scoreless.

## MISCELLANEOUS/PERSONAL

- Married Veronica ... Twitter: @mattpurke47.
- Attended Texas Christian University from 2010-11 ... went 21-1 with a 2.61 ERA in 31 games (29 starts) with TCU ... was selected as the consensus National Freshman of the Year in 2010 after going 16-0 with a 3.02 ERA in 20 appearances.
- Also was named *Louisville Slugger* 2nd-Team All-American and Freshman Pitcher of the Year, and *Baseball America* National Freshman of the Year in 2010.
- Is a 2009 graduate of Klein (Texas) High School, where he went 4-2 with a 1.18 ERA as a senior ... was 12-1 with a 0.37 ERA (76.2 IP) and 147 strikeouts in his junior season ... played in the 2008 Aflac All-American Game at Dodger Stadium.
- Was selected by Texas in the first round (14th overall) of the 2009 draft but did not sign.

## CAREER PLAYING RECORD

YEAR	CLUB	W-L	PCT	ERA	G	GS	CG	SHO	SV	IP	H	R	ER	HR	HB	BB-I	SO	WP	BK	AVG
2012	Hagerstown	0-2	.000	5.87	3	3	0	0	0	15.1	15	11	10	1	1	12-0	14	3	0	.263
2013	Hagerstown	1-1	.500	2.48	6	6	0	0	0	29.0	25	9	8	3	1	7-0	41	1	0	.229
	Potomac	5-3	.625	4.43	12	12	0	0	0	61.0	67	36	30	3	4	18-0	41	9	1	.284
2014	Harrisburg	1-6	.143	8.04	8	8	0	0	0	31.1	42	32	28	5	1	18-0	22	2	1	.331
2015	Hagerstown	2-3	.400	3.03	8	8	0	0	0	32.2	34	16	11	1	1	9-0	21	1	1	.272
	Potomac	0-0	.000	3.86	2	2	0	0	0	7.0	5	3	3	1	0	1-0	3	0	0	.200
	Harrisburg	1-3	.250	6.29	10	5	0	0	0	24.1	33	21	17	2	1	7-0	19	1	0	.330
<b>MINOR TOTALS</b>		<b>10-18</b>	<b>.357</b>	<b>4.80</b>	<b>49</b>	<b>44</b>	<b>0</b>	<b>0</b>	<b>0</b>	<b>200.2</b>	<b>221</b>	<b>128</b>	<b>107</b>	<b>16</b>	<b>9</b>	<b>72-0</b>	<b>161</b>	<b>17</b>	<b>3</b>	<b>.284</b>

## CAREER TRANSACTIONS

- Selected by Washington in the third round of the First-Year Player Draft (6/11).
- On Class A Potomac disabled list with a strained left shoulder (4/6-5/30/12).
- On Class A Hagerstown disabled list with a strained left shoulder (6/11/12-end of season).
- On Class A Hagerstown disabled list with left shoulder bursitis (4/4-5/28/13).
- On Class AA Harrisburg disabled list with a strained left elbow (5/19-7/25/14); transferred to 60-day disabled list (6/16/14).
- On Washington 60-day disabled list with a strained left elbow (7/25/14-end of season).
- On Class AA Harrisburg disabled list with a strained left elbow (4/9-5/28/15).
- On Class AA Harrisburg disabled list with a sprained left ankle (8/19-28/15).
- Signed by the White Sox as a free agent (11/21/15).



# ZACH PUTNAM

# 57

## RIGHT-HANDED PITCHER

**Given Name:** Steven Zachary McGuire Putnam

**Bats:** Right      **Throws:** Right

**Height:** 6-2      **Weight:** 220

**Opening Day Age:** 28 (July 3, 1987)

**Birthplace/Residence:** Rochester, Mich./Ann Arbor, Mich.

**First Pro Contract:** Cleveland Indians, selected in the fifth round, June 2008  
First-Year Player Draft.

**Sox Acquisition:** Signed as a free agent, November 27, 2013.

**Major League Service:** Two years, 135 days.

**Contract Status:** Signed through 2016.

### 2015 SEASON

- Made 49 relief appearances in his second season with the White Sox ... posted a 4.07 ERA (22 ER/48.2 IP) after registering a 1.98 mark (12 ER/54.2 IP) in 2014.
- Worked at least 1.0 IP in 39 of his outings and struck out two or more batters 19 times.
- Allowed just 19.0 percent (4-21) of inherited baserunners to score ... first batters faced went 13-43 (.302).
- Limited left-handers to a .229 average (19-83), while right-handers batted .247 (23-93) ... opponents hit just .218 (12-55) with RISP and .240 (6-25) with RISP/two outs.
- Worked 10.0 scoreless IP with 13 strikeouts in nine games vs. the American League West ... opponents went 2-29 (.069).
- Suffered the loss in his season debut on 4/8 at Kansas City (2 ER/1.0 IP), allowing a game-winning, two-run home run to Lorenzo Cain in the eighth inning.
- Made six straight scoreless appearances (4.1 IP) from 4/15-5/1 after allowing five runs in his first two outings (2.0 IP).
- Struck out at least one batter in a career-high eight consecutive outings from 5/3-20 (14 SO/8.2 IP).
- Earned his first win of the season despite allowing one run over 1.0 IP on 5/6 vs. Detroit ... struck out the side and earned a hold in a perfect inning on 6/10 vs. Houston.
- Allowed just one earned run in 11.2 IP over 11 appearances from 5/7-6/10, recording three holds with 19 strikeouts.
- Suffered his second loss of the season on 6/13 at Tampa Bay after allowing the game-tying hit and the game-winning run to reach base in the eighth inning.
- Was charged with his third loss on 6/28 at Detroit after surrendering a game-ending, solo home run to James McCann in the ninth inning ... retired the first three hitters he faced, stranding the winning run at second base in the eighth.
- Earned the win in consecutive appearances on 7/4 vs. Baltimore (1 ER/0.1 IP) and 7/8 vs. Toronto (1.0 scoreless IP).
- Struck out two in five straight outings from 7/18-8/1.
- Was placed on the disabled list on 8/29 (retroactive to 8/27) with a strained right groin and was reinstated on 9/11 ... made eight appearances over the remainder of the season, allowing eight earned runs with nine strikeouts over 7.2 IP.

### 2014 SEASON

- **American League Relief Leaders:** 7th in AVG/1st Batter (.136); 10th in ERA (1.98).
- Ranked among the American League rookie relief leaders in ERA (2nd, 1.98), holds (2nd, 16) and appearances (6th, 49) in his first full season in the major leagues.
- His 16 holds led the White Sox, and his six saves tied Matt Lindstrom for third on the team ... 37 of his 49 appearances were scoreless ... limited opponents to a .205 average (39-190) ... righties hit just .170 (15-88), and lefties batted .235 (24-102).
- First batters faced hit just .136 (6-44) ... allowed just 10.3 percent (3-29) of inherited runners to score.

- Posted a 1.71 ERA (5 ER/26.1 IP) with 27 strikeouts over 25 appearances at U.S. Cellular Field ... opponents hit .184 (9-49) with RISP and .091 (2-22) with RISP/two outs.
- His contract was purchased from Class AAA Charlotte on 4/17 ... made his Sox debut on 4/18 at Texas (1 ER/2.1 IP).
- Struck out a career-high four on 4/22 at Detroit ... made six straight scoreless appearances (10.1 IP) from 4/25-5/9.
- Logged a career-high 2.2 IP on 4/25 vs. Tampa Bay ... retired 15 straight from 4/28-5/9 ... worked 2.0 scoreless IP in each of his first two wins on 5/6 at Cubs and 5/19 at Kansas City.
- Surrendered a game-winning solo home run to Jacoby Ellsbury in the 10th inning on 5/22 vs. the Yankees.
- Made six straight scoreless appearances (5.0 IP) from 5/26-6/17, recording three holds and six strikeouts.
- Recorded the final four outs for his first career save on 6/28 at Toronto ... earned saves in consecutive appearances on 7/18-19 vs. Houston.
- Was on the 15-day disabled list from 7/24-8/8 with right shoulder inflammation (one rehab appearance with Charlotte).
- Compiled a career-high 11.0 scoreless IP streak (10 games) from 8/8-31 after being reinstated, allowing just two hits.
- Recorded his fourth save on 8/27 vs. Cleveland, stranding the tying and go-ahead runs.
- Registered saves in his final two games on 9/16 at Kansas City (1.0 scoreless IP) and 9/19 at Tampa Bay (0.2 scoreless).
- Began the season with Charlotte ... all five of his appearances with the Knights were scoreless (7.0 IP).
- Sox acquisition was recommended by Daraka Shaheed.

### 2013 SEASON

- Spent most of the season with Class AAA Iowa but also appeared in five games with the Cubs.
- Began the season with Iowa, holding left-handers to a .091 average (3-33) ... posted a 1.06 ERA (2 ER/ 17.0 IP) in his last 15 appearances with Iowa.
- Was recalled by the Cubs on 5/30 and made his season debut that afternoon with 0.1 scoreless IP vs. the White Sox.
- Struck out three in 1.0 scoreless IP on 6/8 vs. Pittsburgh ... was placed on the disabled list with a bone spur in his right elbow on 6/12 and missed the rest of the season.

### 2012 SEASON

- Spent most of the season with Class AAA Colorado Springs in the Rockies organization after being acquired from Cleveland on 1/20 in exchange for Kevin Stowey.
- Recorded a 0.96 ERA (1 ER/9.1 IP) in April (seven outings) and a 3.07 ERA (10 ER/29.1 IP) in the second half.
- Was recalled from Class AAA Colorado Springs as the 26th man for a doubleheader on 4/25, optioned back to Colorado Springs following the game and recalled again on 6/25.
- Tossed 1.0 scoreless IP on 6/26 vs. Washington, and was optioned back to the Sky Sox following the game.

FRONT OFFICE  
 FIELD STAFF  
 PLAYERS  
 OPPONENTS  
 2015 REVIEW  
 HISTORY  
 RECORDS  
 MINOR LEAGUES  
 MEDIA/MISC.

### 2011 SEASON

- Spent most of the season with Class AAA Columbus ... his contract was purchased by Cleveland on 9/13 ... made his major-league debut that night at Texas (2 ER/1.0 IP).
- Earned his first major-league win on 9/24 vs. Minnesota, striking out three batters over 1.1 scoreless IP.
- Held lefties to a .205 average (23-112) with Columbus ... struck out at least one batter in 39 of his 44 appearances.
- Converted his first seven save opportunities ... made eight consecutive scoreless appearances (13.1 IP) from 5/19-6/11.
- Was rated by *Baseball America* following the season as the No. 10 Prospect in the Cleveland organization.

### 2010 SEASON

- Went a combined 4-2 with a 3.69 ERA (31 ER/75.2 IP), three saves and 65 strikeouts over 37 appearances (seven starts) between Class AA Akron and Columbus.
- Was 2-1 with a 2.76 ERA (13 ER/42.1 IP) as a reliever and 2-1 with a 4.86 ERA (18 ER/33.1 IP) as a starter.
- Was on the disabled list with a strained back from 5/29-6/23 ... was promoted to Columbus on 7/18.

### 2009 SEASON

- Combined to go 6-2 with a 4.13 ERA (37 ER/80.2 IP), two saves and 80 strikeouts over 38 appearances (five starts) between Class A Kinston and Akron.
- Went 3-0 with a 2.54 ERA (8 ER/28.1 IP) in 16 games after the All-Star Break ... tossed 4.1 scoreless IP in the Eastern League playoffs.
- Pitched for Peoria in the Arizona Fall League.

### 2008 SEASON

- Made his professional debut with Class A Mahoning Valley.

### COMMUNITY INVOLVEMENT

- Visited with children and fans at Brookfield Zoo in 2014.

### MISCELLANEOUS/PERSONAL

- Single.
- Attended the University of Michigan ... was named Big Ten Pitcher of the Year in 2008.
- Graduated in 2005 from Pioneer High School in Ann Arbor, Mich. ... was named the Gatorade High School Player of the Year and Mr. Baseball for Michigan in 2005 ... helped guide his team to a state title in 2004 ... was ranked by *Baseball America* as the third-best high school player in 2005.

### CAREER RECYCLING RECORD

YEAR	CLUB	W-L	PCT	ERA	G	GS	CG	SHO	SV	IP	H	R	ER	HR	HB	BB-I	SO	WP	BK	AVG
2008	Mahoning Valley	0-1	.000	3.72	3	3	0	0	0	9.2	7	5	4	0	0	5-0	8	0	0	.206
2009	Kinston	2-0	1.000	4.13	5	5	0	0	0	24.0	22	12	11	1	0	5-0	23	0	0	.247
	Akron	4-2	.667	4.13	33	0	0	0	2	56.2	59	29	26	2	1	18-3	57	1	0	.261
2010	Akron	4-1	.800	3.86	20	7	0	0	3	51.1	58	25	22	2	0	9-0	41	1	0	.286
	Columbus	0-1	.000	3.33	17	0	0	0	0	24.1	20	10	9	2	0	7-0	24	1	0	.222
2011	Columbus	6-3	.667	3.65	44	0	0	0	9	69.0	61	30	28	6	1	23-1	68	6	0	.233
	CLEVELAND	1-1	.500	6.14	8	0	0	0	0	7.1	10	5	5	1	2	0-0	9	1	0	.312
2012	COLORADO	0-0	.000	0.00	2	0	0	0	0	2.0	3	0	0	0	0	1-0	0	0	0	.429
	Colorado Springs	3-4	.429	4.15	49	0	0	0	12	60.2	73	35	28	5	1	27-3	49	5	0	.298
2013	Iowa	1-1	.500	3.26	17	0	0	0	4	19.1	20	7	7	0	0	6-0	22	0	0	.263
	CHICAGO-NL	0-0	.000	18.90	5	0	0	0	0	3.1	9	7	7	1	0	0-0	4	0	0	.500
2014	Charlotte	1-0	1.000	0.00	5	0	0	0	0	7.0	4	0	0	0	0	1-0	12	0	0	.160
	WHITE SOX	5-3	.625	1.98	49	0	0	0	6	54.2	39	14	12	2	1	20-1	46	5	0	.205
2015	WHITE SOX	3-3	.500	4.07	49	0	0	0	0	48.2	42	24	22	7	4	24-5	64	5	0	.239
<b>MINOR TOTALS</b>		<b>21-13</b>	<b>.618</b>	<b>3.77</b>	<b>193</b>	<b>15</b>	<b>0</b>	<b>0</b>	<b>30</b>	<b>322.0</b>	<b>324</b>	<b>153</b>	<b>135</b>	<b>18</b>	<b>3</b>	<b>101-7</b>	<b>304</b>	<b>14</b>	<b>0</b>	<b>.259</b>
<b>A.L. TOTALS</b>		<b>9-7</b>	<b>.563</b>	<b>3.17</b>	<b>106</b>	<b>0</b>	<b>0</b>	<b>0</b>	<b>6</b>	<b>110.2</b>	<b>91</b>	<b>43</b>	<b>39</b>	<b>10</b>	<b>7</b>	<b>44-6</b>	<b>119</b>	<b>11</b>	<b>0</b>	<b>.229</b>
<b>N.L. TOTALS</b>		<b>0-0</b>	<b>.000</b>	<b>11.81</b>	<b>7</b>	<b>0</b>	<b>0</b>	<b>0</b>	<b>0</b>	<b>5.1</b>	<b>12</b>	<b>7</b>	<b>7</b>	<b>1</b>	<b>0</b>	<b>1-0</b>	<b>4</b>	<b>0</b>	<b>0</b>	<b>.480</b>
<b>SOX TOTALS</b>		<b>8-6</b>	<b>.571</b>	<b>2.96</b>	<b>98</b>	<b>0</b>	<b>0</b>	<b>0</b>	<b>6</b>	<b>103.1</b>	<b>81</b>	<b>38</b>	<b>34</b>	<b>9</b>	<b>5</b>	<b>44-6</b>	<b>110</b>	<b>10</b>	<b>0</b>	<b>.221</b>
<b>MLB TOTALS</b>		<b>9-7</b>	<b>.563</b>	<b>3.57</b>	<b>113</b>	<b>0</b>	<b>0</b>	<b>0</b>	<b>6</b>	<b>116.0</b>	<b>103</b>	<b>50</b>	<b>46</b>	<b>11</b>	<b>7</b>	<b>45-6</b>	<b>123</b>	<b>11</b>	<b>0</b>	<b>.243</b>

### CAREER TRANSACTIONS

- Selected by Cleveland in the fifth round of the First-Year Player Draft (6/08).
- On Class AA Akron disabled list with a back strain (5/29-6/23/10).
- Traded by Cleveland to Colorado in exchange for pitcher Kevin Slowey (1/20/12).
- Claimed off waivers by Chicago-NL from Colorado (11/2/12).
- On Chicago-NL disabled list with a bone spur in his right elbow (6/12/13-remainder of the season).
- Signed by the White Sox as free agent (11/27/13).
- On White Sox disabled list with right shoulder inflammation (7/24-8/8/14); included rehab assignment to Class AAA Charlotte (8/5-8/14).
- On White Sox 15-day disabled list with a strained right groin (8/27-9/11/15).

### CAREER RELIEF BREAKDOWN

Save Pct. — Career: 6-11 (54.5); 2015: 0-3 (77.8); 2011: 0-1.  
 Holds — Career: 22; 2015: 6; 2014: 16.  
 Inherited Runners/Scored — Career: 52-7 (13.5); 2015: 21-4 (19.0); 2014: 29-3 (10.3); 2013: 1-0 (0.0); 2011: 1-0 (0.0).  
 First Batter Efficiency — Career: 27-102 (.265); 2015: 13-43 (.302); 2014: 6-44 (.136); 2013: 2-5 (.400); 2012: 2-2 (1.000); 2011: 4-8 (.500).

### CAREER FIELDING STATISTICS

POSITION	PCT	G	GS	TC	PO	A	E	DP
Pitcher	1.000	106	0	17	5	12	0	0

### CAREER GAME BESTS

STRIKEOUTS — 4 (4/22/14 at Det.) ... IP — 2.2 (4/25/14 vs. T.B.)  
 WINNING STREAK — 3 games (9/24/11-5/19/14) ... CONSECUTIVE SCORELESS IP — 11.0 (8/8-31/14)





# JOSE QUINTANA

# 62

## LEFT-HANDED PITCHER

**Given Name:** Jose Guillermo Quintana (kin-TAH-nuh)

**Bats:** Right **Throws:** Left

**Height:** 6-1 **Weight:** 220

**Opening Day Age:** 27 (January 24, 1989)

**Birthplace/Residence:** Arjona, Colombia/Barranquilla, Colombia

**First Pro Contract:** New York Mets, signed as a free agent, April 26, 2006.

**Sox Acquisition:** Signed as a free agent, November 10, 2011.

**Major League Service:** Three years, 133 days.

**Contract Status:** Signed through 2018 (club options for 2019 and 2020).

### 2015 SEASON

■ **American League Leaders:** 2nd in QS (25); 4th in HR/9.0 IP (0.70); 5th in BB/9.0 IP (1.92); 6th in SO/BB (4.02); 7th in GS (32); 9th in ERA (3.36) and SO (177); 10th in IP (206.1).

■ Set career-high marks in IP, quality starts, strikeout-to-walk ratio and walks per 9.0 IP.

■ Reached 30-plus starts, 200.0-plus IP and 160-plus strikeouts for the third straight season, joining Madison Bumgarner, Cole Hamels, Felix Hernandez, Jon Lester, Jeff Samardzija, Max Scherzer and James Shields as the only pitchers to accomplish the feat every season since 2013.

■ Became the first White Sox pitcher to record at least 30 starts, 200.0 IP and 160 strikeouts in three straight seasons since Javier Vazquez (2006-08) and the first lefty since Wilbur Wood (1971-74).

■ Became the first Sox lefty to make 30 starts in three straight seasons since Mark Buehrle from 2001-11.

■ Received a 3.62 run support average (83 RS), the second-lowest mark in the AL and sixth-lowest in the majors.

■ Went 9-5 with a 2.50 ERA (41 ER/147.1 IP) in 22 night starts (0-5 with a 5.49 mark in day games) ... his 2.50 night ERA was the lowest in the AL and fifth-lowest in the majors.

■ Posted a 7-5 record with a 3.16 ERA (36 ER/102.2 IP) on the road (2-5 with a 3.56 mark at U.S. Cellular Field) ... his 3.16 ERA on the road was the fifth-lowest in the AL.

■ Limited lefties to a .233 (42-180) average, while right-handers batted .283 (176-622).

■ Did not commit an error for the second straight season, the first White Sox starting pitcher to accomplish the feat since John Danks from 2010-11 (STATS LLC).

■ Recorded a 3.05 ERA (13 ER/38.2 IP) in May, 3.27 (12/33.0) in June and 2.57 (12/42.0) in July ... his 1.50 ERA (6 ER/36.0 IP) in September was a career monthly low.

■ Allowed 26 first-inning runs, third-most in the majors.

■ Received a no decision in his season debut on 4/8 at Kansas City, allowing five runs on nine hits over 5.0 IP ... extended his career winless start stretch vs. the Royals to 13.

■ Made five consecutive starts allowing two earned runs or less from 4/24-5/19, going 1-3 with a 2.18 ERA (8 ER/33.0 IP), 32 strikeouts and zero homers allowed (four QS) ... received just eight runs of support (2.18 RSA) during the five starts.

■ Earned his first win on 4/14 at Cleveland (0 ER/6.0 IP) ... suffered the loss on 5/1 at Minnesota despite allowing just one run on six hits over 7.0 IP ... received zero runs of support.

■ Made nine straight quality starts from 5/30-7/12, going 2-4 with a 2.82 ERA (19 ER/60.2 IP) and 53 strikeouts.

■ Became the first Sox pitcher to make nine consecutive quality starts since Mark Buehrle from 4/27-6/16/11 (also nine).

■ Made nine consecutive quality starts on the road from 5/1-7/29, the longest by a White Sox pitcher since Jake Peavy from 7/19/11-6/25/12 (11) ... went 4-4 with a 2.21 ERA (15 ER/61.0 IP), 59 strikeouts and a 3.69 RSA (25 RS) during that span.

### QUINTANA AMONG AL LHP IN 2015

Category	Rank	No.
QS	2nd	25
Starts	T2nd	32
IP	4th	206.1
Strikeouts	4th	177
ERA	5th	3.36

### LOWEST HR/9.0 IP IN AL SINCE 2014

Pitcher, Club	No.
Dellin Betances, NYY	0.52
<b>Jose Quintana, SOX</b>	<b>0.58</b>
Dallas Keuchel, HOU	0.58
Alex Cobb, TB	0.60
Garrett Richards, LAA	0.60

### MOST NO DECISIONS IN MLB SINCE 2012

Pitcher	ND
<b>Jose Quintana</b>	<b>52</b>
James Shields	45
Edinson Volquez	43
Cole Hamels	42
Mike Leake	41

### MOST QS BY AL LHP SINCE 2012

Pitcher	QS
David Price	91
<b>Chris Sale</b>	<b>86</b>
<b>Jose Quintana</b>	<b>73</b>
C.J. Wilson	72
Wei-Yin Chen	65

■ Earned his second victory on 5/13 at Milwaukee (1 ER/7.0 IP) ... struck out 10-plus batters for the fifth time in his career.

■ Snapped a four-start winless stretch on 6/10 vs. Houston, allowing just one run on six hits over 7.0 IP.

■ Struck out eight-plus batters with no walks over three straight starts from 7/1-12, the first Sox pitcher to accomplish the feat and sixth in major-league history ... the others: Chris Archer (5/27-6/7/15), Madison Bumgarner (7/31-8/11/15), Jacob deGrom (5/21-6/11/15), Clayton Kershaw (7/8-23/15) and Cliff Lee (9/16-27/13).

■ Issued one walk over 41.2 IP from 6/26-7/24, becoming the first White Sox pitcher to issue one walk or less over a six-start span since Freddy Garcia from 5/3-31/06 (STATS LLC).

■ Did not issue a walk in four straight road starts from 6/26-7/24 ... LaMarr Hoyt was the last Sox to accomplish the feat (team-record five straight from 7/1-8/7/83) ... source: Elias.

■ Earned the win on 7/1 at St. Louis (1 ER/6.0 IP), recording his 50th career strikeout (Randal Grichuk) in the first inning.

■ Threw his first career complete game and shutout on 7/24 at Cleveland ... allowed just seven hits (six hits) with zero walks and eight strikeouts (120 pitches) ... retired 13 of the last 14 hitters he faced, including 10 straight in one stretch.

■ Worked 7.0 scoreless IP and earned the win on 9/5 at Kansas City, snapping his 16-start winless stretch to begin his career vs. the Royals (six losses; 10 no decisions).

■ The winless stretch was tied for the fourth-longest by a pitcher to start his career vs. a single opponent.

■ Went 2-0 with a 1.50 ERA (6 ER/36.0 IP), .207 opponents average (28-135) and 29 strikeouts over his last five starts of the season ... allowed one run or less in four of the five contests.

■ Received his 52nd career no decision in his last start of the season, allowing three runs on five hits over a career-high tying 9.0 IP (also 7/24 at Cleveland) ... recorded his 600th career strikeout (Alex Gordon) in the ninth inning.

## CAREER HIGHLIGHTS

- Ranks ninth among major-league pitchers since 2013 with a 13.4 fWAR.
- Is the only pitcher since 1901 to record three seasons of 200.0 IP with an ERA of 3.54 or below and nine or fewer wins.
- His 52 no decisions since 2012 are the most in a four-year span in major-league history (STATS LLC).
- Has allowed an average of 0.76 home runs per 9.0 IP, the seventh-lowest mark in the American League since 2012.
- Has made 73 career quality starts, third-most among AL left-handers and tied for 10th among MLB lefties since 2012.
- Has not committed an error since the first inning on 7/31/13 at Cleveland (479.0 IP) ... the errorless streak is the 10th-longest among active pitchers, and the longest by a White Sox since Chris Sale (558.0) from 4/18/13-9/18/15 (STATS LLC).
- Is one of just five Sox lefties to record three-plus consecutive seasons (2013-15) of 150-plus strikeouts and an ERA of 4.00 or less ... the others: Chris Sale (2012-15), Wilbur Wood (1971-74), Juan Pizarro (1961-64) and Billy Pierce (1955-57).

## 2014 SEASON

- **American League Leaders:** 2nd in HR/9.0 IP (0.45); T10th in starts (32); T11th in QS (21); T11th in SO/9.0 IP (8.00).
- Established career bests in ERA (3.32), IP (200.1), strikeouts (178), quality starts, strikeouts per 9.0 IP, strikeout-to-walk ratio (3.42) and home runs per 9.0 IP.
- Reached 200.0-plus IP and 30-plus starts for the second consecutive season.
- Joined Mark Buehrle (11 seasons), John Danks (twice), Mike Sirota (twice) and Wilson Alvarez (twice) as the only White Sox left-handers since 1991 to make 30-plus starts and work 200.0-plus IP in multiple seasons.
- Allowed three earned runs or less 25 times, tied for the seventh-most among AL starters ... tied for fourth in the AL with 12 no decisions
- Posted a 3.02 ERA (36 ER/107.1 IP) on the road, compared to a 3.68 (38 ER/93.0 IP) at U.S. Cellular Field.
- Surrendered just 10 home runs and did not allow multiple homers in a game.
- Issued three walks or less 31 times and worked at least 6.0 IP 25 times ... received a 4.13 run support average (92 RS).
- The Sox went 12-20 in his starts ... averaged 104.6 pitches per outing (100-plus pitches 23 times).
- Posted sub-3.00 ERA in July (2.20; 8 ER/32.2 IP) and September (2.60; 8 ER/27.2 IP).
- Earned his first win on 4/8 at Colorado (2 ER/7.0 IP) ... endured a six-start winless stretch from 4/13-5/10 ... made five quality starts during that span.
- Posted a no decision on 5/5 at the Cubs despite allowing just one run on one hit over 7.0 IP (retired first 14 batters faced) ... snapped the streak on 5/16 at Houston (W; 2 ER/5.0 IP).
- Suffered the loss on 6/2 at Dodger Stadium after allowing five unearned runs (all in the sixth inning) over 6.0 IP ... held Los Angeles scoreless on two hits over the first five frames.
- Issued four walks on 6/8 at Angel Stadium, snapping a 46-start streak with three or fewer.
- Went 3-0 with a 1.69 ERA (11 ER/58.2 IP) and 56 strikeouts over a nine-start span from 6/19-8/3 (seven quality starts) ... the winning streak matched his career long (second time).
- Threw a career-high 20.2 consecutive scoreless IP from 6/24-7/10 ... made consecutive scoreless starts on 6/29 at Toronto (7.0 IP) and 7/5 vs. Seattle (7.2) ... retired the first 11 batters of the game and struck out 10 vs. the Mariners.
- Received four straight no decisions from 7/5-23 ... recorded a 2.03 ERA (6 ER/26.2 IP) and received a 0.68 RSA (2 RS).
- Posted a ND on 7/5 vs. Seattle despite working 7.2 scoreless IP ... was his seventh career outing of 7.0-plus scoreless IP without earning a win, passing Joel Horlen for the most such starts in club history.

- Lost on 8/13 at San Francisco (4 ER/6.2 IP) despite carrying a two-hit shutout into the seventh ... umpires overturned an out call at home plate, leading to seven Giants runs.
- Matched his career best (third time) with a three-game winning streak from 8/31-9/19 ... owned a 1.65 ERA (5 ER/27.1 IP) and struck out 29 during the stretch.
- Struck out a career-high 13 in a win on 9/13-1 vs. Minnesota (1 ER/7.0 IP) ... joined Chris Sale (five times), Juan Pizarro (five), Jack Harshman (once), Thornton Lee (once), Gary Peters (once), and Doc White (once) as the only left-handers in White Sox history to strike out 13-plus hitters in a game.
- Lost his final start on 9/25 vs. Kansas City (5 ER/7.1 IP) ... reached the 200.0 IP mark in that game.
- Agreed to terms on a five-year, \$26.5-million contract with club options for 2019 and 2020 on 3/24.

## 2013 SEASON

- Led the White Sox in starts (33) and winning percentage (.563) in his first full season in the majors ... his 3.51 ERA ranked fifth among AL left-handers.
- Became the youngest pitcher (age 24) to lead the Sox in starts since Mark Buehrle in 2002 (34 starts at age 23).
- Joined Chris Sale (214.1 IP) as the only left-handed teammates in franchise history under the age of 25 to record 200.0 or more IP in the same season.
- Set a White Sox and AL record with 17 no decisions (Bert Blyleven owns the major-league record with 20 in 1979) ... did not factor in the decision in more than three straight starts.
- Lowered his ERA from 3.71 (47 ER/114.0 IP) in the first half to 3.24 (31 ER/86.0 IP) in the second ... posted a sub-3.00 mark in July (2.79) and Sept. (2.80).
- Limited right-handers to a .242 average (134-554), the fourth-best mark among AL LHP... held opponents to a .236 average (37-157) with RISP.
- Chicago went 15-18 in his starts ... averaged 101.1 pitches per start ... made 17 quality starts ... left with the lead 12 times and the game tied on five occasions.
- Recorded 18.2 consecutive scoreless IP from 4/12-24 ... posted a no decision on 4/12 at Cleveland despite allowing just one hit with no walks over 7.0 scoreless IP.
- Worked at least 7.0 scoreless IP and received a no decision for the fourth time in his career (also 6/17/12 at Los Angeles-NL, 6/24/12 vs. Milwaukee and 7/5/12 vs. Texas).
- Threw 6.1 scoreless IP in a victory on 5/21 vs. Boston ... held the Red Sox hitless until David Ortiz singled with one out in the seventh inning.
- Received a no decision in seven consecutive starts from 6/1-7/4 ... joined Dylan Axelrod (five no decisions in June) as the first teammates in baseball history to each make five-plus starts in a single month and not factor in the decision in any of the games (Elias).
- Received a no decision on 7/4 vs. Baltimore despite allowing just two hits over 7.0 scoreless IP ... it was his fifth career ND after working 7.0-plus scoreless IP.
- Became the first pitcher since Roger Clemens (2005-06) to work at least 7.0 scoreless IP five times over a two-season span and receive five no decisions (STATS LLC) ... also became the first pitcher in history to have five such starts over his first 39 career starts.
- Snapped his seven-start winless stretch on 7/9 at Detroit, allowing three runs over a career-high tying 8.0 IP.
- Set a franchise record with his 15th no decision on 8/22 at Kansas City (3 ER/7.0 IP).
- Established an AL record with his 17th no decision on 9/11 vs. Detroit (7.0 scoreless IP) ... the ND was the sixth of his career working at least 7.0 scoreless IP, which tied Joel Horlen for the most such starts in franchise history (STATS LLC).
- Following a five-start winless stretch, recorded consecutive victories on 9/17 vs. Minnesota (1 ER/6.0 IP) and 9/23 vs. Toronto (2 ER/7.1 IP).

## 2012 SEASON

- Appeared in 25 games (22 starts) with Chicago after starting the season with Class AA Birmingham.
- Received 10 no decisions, tied for the fourth most in the AL ... became the first pitcher in the modern era (since 1900) to work 8.0 scoreless IP three times in a season and receive a no decision in all three outings (Elias).
- Became the first rookie since Detroit's Justin Verlander in 2006 to throw 8.0 scoreless IP or more three times in a season and first White Sox rookie to accomplish the feat since Britt Burns in 1980 (STATS LLC).
- Posted a 3.97 ERA (57 ER/129.1 IP) in 22 starts and worked 7.0 scoreless IP in three relief outings.
- Went 4-1 with a 2.04 ERA (13 ER/57.1 IP) in the first half and 2-5 with a 5.01 mark (44 ER/79.0 IP) after the break.
- Was 1-0 with a 0.42 ERA (1 ER/21.1 IP) in three interleague starts ... the 0.42 ERA ranked second in the majors behind Matt Harrison (0.33).
- Was recalled from Birmingham prior to a doubleheader on 5/7 at Cleveland ... made his major-league debut in the first game, working 5.2 scoreless IP in relief.
- Became the first White Sox reliever to work 5.2 scoreless IP or more in his major-league debut since at least 1920 (STATS LLC) and the first in baseball since Minnesota's Jeff Holly on 5/1/77 vs. Detroit (7.0 IP).
- Also became the first Sox pitcher to work at least 5.2 IP in his debut since Jack McDowell on 9/15/87 vs. Minnesota (7.0).
- Was optioned to Birmingham following the game ... was recalled from Class AAA Charlotte on 5/25 for the remainder of the season (did not make an appearance with the Knights).
- Earned the victory in his first career start on 5/25 vs. Cleveland, allowing two runs on four hits over 6.0 IP ... became just the third White Sox starter since 1999 to earn the win in his first career start, joining Kip Wells (8/2/99 at Detroit) and Lucas Harrell (7/30/10 vs. Oakland).
- Was ejected from his second start on 6/1 at Tampa Bay (3.2 IP) by umpire Mark Wegner after throwing a pitch behind Ben Zobrist (no warnings were issued prior to ejection).
- Faced 100 consecutive batters from 6/6-29 without issuing a walk, tied for the fourth-longest stretch in baseball and the longest by a White Sox pitcher since Mark Buehrle (101) from 5/13-6/4/09.
- Compiled a 16.0 scoreless IP streak from 6/17-24, the sixth-longest by a rookie in Sox history ... received a no decision on 6/17 at Los Angeles-NL despite throwing 8.0 scoreless IP ... recorded his second consecutive no decision after throwing 8.0 scoreless IP on 6/24 vs. Milwaukee.
- Earned the win in his first career start at Yankee Stadium on 6/29 (6 ER/6.0 IP).
- Worked 8.0 scoreless IP and received a no decision for the third time on 7/19 at Boston.
- Made three straight QS to begin August ... allowed just one run and struck out seven over 7.2 IP on 9/10 vs. Detroit.
- Made nine starts with Birmingham, allowing three earned runs or less in all nine ... was named to the Southern League midseason All-Star Team.
- Acquisition recommended by Daraka Shaheed/Joe Siers.

## 2011 SEASON

- Went 10-2 with a 2.91 ERA (33 ER/102.0 IP) in 30 games (12 starts) with Class A Tampa in the Yankees organization.
- Was named Florida State League Pitcher of the Week for 7/11-17.

## 2010 SEASON

- Combined to go 3-2 with a 3.26 ERA (14 ER/38.2 IP), one save and 44 strikeouts in 20 games (three starts) with Rookie Gulf Coast League Yankees and Class A Charleston ... opponents batted .178 (25-140).

## 2009 SEASON

- Spent his second straight season with the Dominican Summer League Yankees, going 2-1 with a 2.32 ERA (13 ER/50.1 IP) and 80 strikeouts in 14 starts ... averaged 14.3 strikeouts per 9.0 IP.

## 2008 SEASON

- Was 3-2 with a 1.96 ERA (12 ER/55.0 IP) and 76 strikeouts in 15 games (12 starts) with the DSL Yankees ... averaged 12.4 strikeouts per 9.0 IP.

## 2007 SEASON

- Did not pitch after receiving a 50-game suspension for violating terms of Minor League Baseball's Drug Program.

## 2006 SEASON


- Debuted with the Venezuelan Summer League Mets.

## COMMUNITY INVOLVEMENT

- Visited patients at Comer Children's Hospital in 2015 and with local children at Armour Square Park in 2014.
- In 2013, participated in "White Sox Day at the Zoo" at Brookfield Zoo ... recognized by the Colombian government as a part of "100 Colombianos," an honor bestowed by the Colombian President every year on 100 citizens living and working abroad who serve as examples of perseverance and success for the South American nation.
- In 2012, attended the "Celebrity Bowling Classic" benefiting the Comer Children's Hospital and Lurie Children's Hospital of Chicago and participated in a U.S. Cellular Field experience at the Bulls/Sox Academy.

## MISCELLANEOUS/PERSONAL

- Married Michelle ... has one daughter: Ariana.
- Twitter: @jose\_quintana24.
- Is one of 13 players born in Colombia to appear in the majors all-time (most recent players include Ernesto Frieri, Edgar Renteria, Donovan Solano and Julio Teheran).
- He and Orlando Cabrera (2008) are the only Colombian natives to play for the White Sox.



FRONT OFFICE  
 FIELD STAFF  
 PLAYERS  
 OPPONENTS  
 2015 REVIEW  
 HISTORY  
 RECORDS  
 MINOR LEAGUES  
 MEDIA/MISC.

### CAREER PLAYING RECORD

YEAR	CLUB	W-L	PCT	ERA	G	GS	CG	SHO	SV	IP	H	R	ER	HR	HB	BB-I	SO	WP	BK	AVG
2006	VSL Mets	0-1	.000	8.44	3	0	0	0	0	5.1	6	7	5	0	2	8-0	5	0	0	.318
DID NOT PITCH																				
2008	DSL Yankees	3-2	.600	1.96	15	12	0	0	0	55.0	36	17	12	0	5	24-0	76	5	0	.186
2009	DSL Yankees	2-1	.667	2.32	14	14	0	0	0	50.1	25	17	13	0	3	37-0	80	6	1	.149
2010	GCL Yankees	3-1	.750	2.31	15	0	0	0	1	23.1	14	11	6	0	3	8-0	32	1	0	.169
	Charleston	0-1	.000	4.70	5	3	0	0	0	15.1	11	10	8	1	1	10-0	12	0	0	.193
2011	Tampa	10-2	.833	2.91	30	12	0	0	1	102.0	86	35	33	5	1	28-0	88	7	0	.236
2012	Birmingham	1-3	.250	2.77	9	9	0	0	0	48.2	43	17	15	1	0	14-0	41	2	0	.240
	WHITE SOX	6-6	.500	3.76	25	22	0	0	0	136.1	142	62	57	14	3	42-4	81	10	2	.275
2013	WHITE SOX	9-7	.563	3.51	33	33	0	0	0	200.0	188	83	78	23	5	56-2	164	2	1	.247
2014	WHITE SOX	9-11	.450	3.32	32	32	0	0	0	200.1	197	87	74	10	2	52-3	178	7	0	.257
2015	WHITE SOX	9-10	.474	3.36	32	32	1	1	0	206.1	218	81	77	16	8	44-4	177	5	0	.272
<b>MINOR TOTALS</b>		<b>19-11</b>	<b>.633</b>	<b>2.76</b>	<b>91</b>	<b>50</b>	<b>0</b>	<b>0</b>	<b>2</b>	<b>300.0</b>	<b>221</b>	<b>114</b>	<b>92</b>	<b>7</b>	<b>15</b>	<b>129-0</b>	<b>334</b>	<b>21</b>	<b>1</b>	<b>.208</b>
<b>MLB TOTALS</b>		<b>33-34</b>	<b>.493</b>	<b>3.46</b>	<b>122</b>	<b>119</b>	<b>1</b>	<b>1</b>	<b>0</b>	<b>743.0</b>	<b>745</b>	<b>313</b>	<b>286</b>	<b>63</b>	<b>18</b>	<b>194-13</b>	<b>600</b>	<b>24</b>	<b>3</b>	<b>.262</b>

### CAREER TRANSACTIONS

- Signed by New York-NL as a free agent (4/26/06).
- On Minor League Baseball Suspended list (5/15-7/16/07).
- Signed by New York-AL as a free agent (3/10/08).
- Signed by the White Sox as a free agent (11/10/11).

### CAREER PITCHING BREAKDOWN

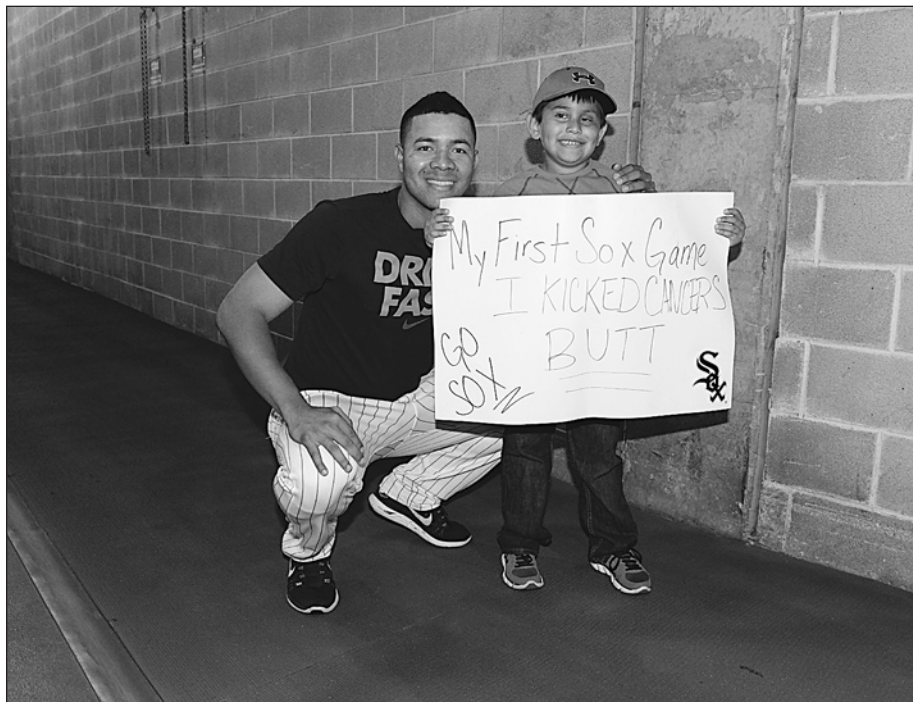
**Quality Starts** — Career: 73; **2015:** 25; **2014:** 21; **2013:** 17; **2012:** 10.  
**Club Record As A Starter** — Career: 53-66; **2015:** 14-18; **2014:** 12-20; **2013:** 15-18; **2012:** 12-10.  
**Starts Lasting At Least 6.0/7.0/8.0 IP** — Career: 87/46/8; **2015:** 27/14/3; **2014:** 25/13/0; **2013:** 22/11/1; **2012:** 13/8/4.

### CAREER FIELDING STATISTICS


POSITION	PCT	G	GS	TC	PO	A	E	DP
Pitcher	.974	122	119	116	17	96	3	10

### CAREER GAME BESTS

**STRIKEOUTS** — 13 (9/13/13 vs. Min., 7.0 IP) ... **IP** — 9.0 (2x, last 9/30/15 vs. K.C. ... **CG** — 1 (7/24/15 at Cle.)  
**SHO** — 1 (7/24/15 at Cle.) ... **WINNING STREAK** — 3 games (3x, last 8/31-9/19/14)  
**CONSECUTIVE SCORELESS IP** — 20.2 (6/24-7/10/14)







# DAVID ROBERTSON 30

## RIGHT-HANDED PITCHER

**Given Name:** David Alan Robertson  
**Bats:** Right **Throws:** Right  
**Height:** 5-11 **Weight:** 195  
**Opening Day Age:** 30 (April 9, 1985)  
**Birthplace/Residence:** Birmingham, Ala./Chicago, Ill.  
**First Pro Contract:** New York Yankees, selected in the 17th round, June 2006 First-Year Player Draft.  
**Sox Acquisition:** Signed as a free agent, December 10, 2014.  
**Major League Service:** Seven years, 70 days.  
**Contract Status:** Signed through 2018.

### 2015 SEASON

■ **American League Leaders (Relievers):** 1st-1st Batter Eff. (.100); 2nd-SO/BB (6.62); 4th-SO/9.0 IP (12.22); T4th-wins (6); 6th-SO (86); 6th-Opp. OBP (.241); 6th-BR/9.0 IP (8.53); T6th-Saves (34); 10th-Opp. AVG (.196).

■ Posted 30-plus saves for the second consecutive season ... his 34 saves tied for sixth in the American League and tied for the eighth-highest total in White Sox history.

■ His average of 12.22 strikeouts per 9.0 IP (86 SO/63.1 IP) ranks fourth in Sox history among relievers, trailing only Sergio Santos (13.07 in 2011), Roberto Hernandez (12.67 in 1995) and Octavio Dotel (12.36 in 2008).

■ Limited first batters to a .100 (6-60) average, the best success rate in both the AL and White Sox history ... left-handers hit just .175 (17-97) with 36 strikeouts.

■ Suffered seven blown saves, tied with five other pitchers for the most in the major leagues.

■ Struck out two or more batters in 28 of his 60 appearances, including three or more on eight occasions.

■ Recorded a 2.81 ERA (13 ER/41.2 IP) at home, compared to 4.57 (11 ER/21.2 IP) on the road ... five of his seven blown saves came at U.S. Cellular Field.

■ Converted all 15 of his save opportunities vs. AL Central opponents, going 2-1 with a 2.39 ERA (7 ER/26.1 IP) and 39 strikeouts over 26 outings.

■ Seventeen of his 24 earned runs allowed came over eight games, including four outings in September.

■ Began his Sox career with 12 consecutive scoreless appearances from 4/9-5/9 (12.0 IP), going 2-0 with 21 strikeouts while converting all five save opportunities.

■ Made his White Sox debut on 4/9 at Kansas City (his 30th birthday), working 1.0 scoreless IP.

■ Earned his first save with the Sox on 4/11 vs. Minnesota, striking out the side in a perfect ninth inning ... struck out all three batters he faced for his second save on 4/15 at Cleveland.

■ Recorded multiple strikeouts in five straight appearances from 4/14-26 (12 total) ... earned his first win with Chicago on 4/20 vs. Cleveland after working a perfect ninth with two strikeouts.

■ Struck out the side to earn the win on 4/26 vs. Kansas City in a game resumed from 4/24 (suspended due to rain) ... earned the save with a perfect ninth in the regularly scheduled game on 4/26 ... became the first Sox to earn a win and save on the same day since Bob Howry on 8/21/99 (Elias).

■ Did not record a strikeout for the first time in his 10th game on 5/5 vs. Detroit but improved to 4-4 in save chances.

■ Allowed his first two runs with the Sox on 5/10 vs. Cincinnati, suffering his first blown save before earning his third win.

■ Was charged with back-to-back blown saves on 5/26-27 at Toronto ... allowed a game-ending home run to Josh Donaldson on 5/26 and a game-tying shot to Donaldson on 5/27.

■ Saved all three games of the White Sox sweep of Houston on 6/8-10 at U.S. Cellular Field.

### HIGHEST SO/9.0 IP IN MLB HISTORY

Pitcher	SO/9.0 IP
Rob Dibble	12.17
<b>David Robertson</b>	<b>12.02</b>
Billy Wagner	11.92
Brad Lidge	11.92
Carlos Marmol	11.60

\*Min. 400.0 IP

### HIGHEST SO/9.0 IP IN AL, 2015

Pitcher	SO/9.0 IP
Andrew Miller	14.59
Dellin Betances	14.04
Cody Allen	12.85
<b>David Robertson</b>	<b>12.22</b>
Josh Fields	11.90

■ Suffered his fourth blown save on 6/19 vs. Texas, allowing two runs in the ninth ... Chris Sale received a no decision despite striking out 14 over 8.0 scoreless IP.

■ Converted seven consecutive save chances from 6/20-7/17 ... allowed two runs on five hits with 12 strikeouts over 7.0 IP.

■ Earned his 15th save on 6/25 at Detroit despite allowing two runs on three hits and two walks ... struck out Josh Wilson to end the game with the bases loaded to preserve an 8-7 win.

■ Was charged with a blown save on 7/22 vs. St. Louis after allowing a game-winning, three-run triple to Yadier Molina in the eighth inning ... inherited all three baserunners.

■ Retired a team season-high 26 straight batters from 8/16-9/8 ... recorded his 600th career strikeout (Jake Smolinski) on 9/14 vs. Oakland.

■ Posted a 10.13 ERA (9 ER/8.0 IP) over his final eight outings, raising his season ERA from 2.44 to 3.41.

■ Recorded his 30th save on 9/19 at Cleveland and his 34th and final on 10/2 vs. Detroit.

■ Was the White Sox nominee for the Roberto Clemente Award presented by Chevrolet.



David Robertson is honored by Major League Baseball as the White Sox nominee for the 2015 Roberto Clemente Award presented by Chevrolet.

FRONT OFFICE

FIELD STAFF

PLAYERS

OPPONENTS

2015 REVIEW

HISTORY

RECORDS

MINOR LEAGUES

MEDIA/MISC.

## CAREER HIGHLIGHTS

- Is the only pitcher in major-league history to average at least 10.0 strikeouts per 9.0 IP in each of his first seven seasons (2008-15) ... the previous record of three was shared by Dick Radatz, Troy Percival, Mark Prior and Takashi Saito.
- His career average of 12.02 strikeouts per 9.0 IP (610 SO/456.2 IP) ranks second in major-league history among pitchers with at least 400.0 IP behind Rob Dibble (12.17).
- Ranks second in Yankees history with 116 holds, ninth with 402 appearances and 10th with 47 saves.
- Has limited first batters faced to a .165 (69-419) average, best among active pitchers and the lowest mark in the major leagues since 1974.
- Left-handers are hitting just .192 (157-817), including a .174 (103-592) mark since 2011.
- Retired 25 consecutive batters faced with the bases loaded from 4/19/11-8/12/13, the longest streak in the majors since Jeff Brantley retired 30 in a row from 1989-91.
- Tied for the major-league lead with 97 holds from 2011-13, recording 30 or more each season.
- Pitched in 19 playoff games with the Yankees from 2009-12, going 3-0 with a 3.71 ERA (7 ER/17.0 IP) and 17 strikeouts.

## 2014 SEASON

- Went 4-5 with a 3.08 ERA (22 ER/64.1 IP), 39 saves and 96 strikeouts in 63 relief appearances with the Yankees.
- Ranked third among American League relievers in saves, fourth in games finished (55) and fifth in strikeouts, strikeouts per 9.0 IP (13.43) and save percentage (88.6, 39-44).
- Limited opponents to a .192 (45-234) average ... lefties hit .157 (20-127) with one home run, with right-handers at .234 (25-107) with six home runs.
- Became the sixth pitcher in Yankees history to reach 35 saves in a season, joining Mariano Rivera (12 times), Dave Righetti (twice), Sparky Lyle (once), John Wetteland (once) and Rafael Soriano (once).
- Averaged 14.22 strikeouts per 9.0 IP (89 SO/56.1 IP) over his final 55 appearances of the season.
- Became the fourth Yankee with at least 23 saves prior to the All-Star break (since 1969), joining Rivera (seven times), Wetteland (once) and Lyle (once).
- Was on the 15-day disabled list from 4/7-22 with a left groin strain ... recorded four-out saves in back-to-back opportunities on 5/15 at the Mets and 5/18-1 vs. Pittsburgh.
- Suffered his first loss and blown save of the season on 5/23 at the White Sox, allowing a game-ending, two-run homer to Adam Dunn in the ninth inning ... had converted his first nine save opportunities of the season.
- Allowed a career-high-tying five earned runs on 6/1 vs. Minnesota for his second blown save and loss.
- Did not allow a home run over a 27-game stretch from 6/3-8/17 ... converted 22 straight save opportunities from 6/5-8/23, the third-longest such streak in the majors in 2014 behind Craig Kimbrel (26) and Huston Street (23).
- Earned his first win of the season on 7/20 vs. Cincinnati.
- Did not pitch over an eight-day stretch (from 8/8-15) and made just one appearance from 8/5-15 after appearing in three straight games from 8/2-4.
- Made his third appearance in as many games on 8/19 vs. Houston, allowing a go-ahead, three-run homer to Chris Carter in the ninth ... had not allowed a home run in his last 27 games from 6/3-8/17.
- Recorded his 500th career strikeout (Tyler Flowers) on 8/22 vs. the White Sox ... became the fastest pitcher in Yankees history (376.2 IP) to reach 500 strikeouts, breaking the mark of 486.1 IP set by David Cone.
- Made his third appearance in as many days on 8/24 vs. the White Sox, allowing a game-tying solo home run to Avisail Garcia in the ninth for his third blown save.

## 2013 SEASON

- Recorded his 45th career save on 9/17 at Tampa Bay, moving past Rafael Soriano (44) into 10th place on the Yankees all-time list.
- Made his 400th career appearance on 9/23 vs. Baltimore.
- Suffered his fifth blown save on 9/25 vs. Baltimore after allowing three runs (two home runs) in the ninth inning ... recorded the win after Derek Jeter hit a walkoff single in the bottom of the inning in his final career game at Yankee Stadium.
- Went 5-1 with a 2.04 ERA (15 ER/66.1 IP), 33 holds, three saves and 77 strikeouts in 70 relief appearances ... ranked second among AL relievers in holds and 10th in ERA.
- Limited opponents to a .213 (51-239) average, including a .175 (22-126) mark by left-handers.
- Averaged 10.45 strikeouts per 9.0 IP, retired 54-70 (77.1 percent) of first batters faced and allowed 6-12 (50.0 percent) inherited runners to score.
- Was a finalist in the AL All-Star Final Vote.
- Threw 20.1 consecutive scoreless IP over 21 outings from 6/19-8/9, the longest single-season streak of his career ... allowed one earned run in 29 games (29.1 IP) from 6/19-8/30.
- Made his 300th career appearance on 6/19-1 vs. the Dodgers ... his save on 8/12 vs. the Angels was his first since 9/20/12 vs. Toronto ... allowed a Josh Hamilton double to snap an 0-23 stretch by opponents with runners on base.
- Allowed a two-run single to Josh Phegley with the bases loaded in the eighth inning on 9/4 vs. the White Sox ... had retired each of his previous 25 batters faced with the bases loaded dating back to 4/19/11.
- Missed five games (9/6-10) with right shoulder tendinitis.

## 2012 SEASON

- Was 2-7 with a 2.67 ERA (18 ER/60.2 IP), 30 holds and 81 strikeouts in 65 relief appearances.
- Ranked among the AL relief leaders in holds (T3rd), strikeouts per 9.0 IP (4th, 12.02) and strikeouts (8th).
- Opponents batted .229 (52-227), with left-handers at .208 (25-120) and right-handers at .252 (27-107).
- Did not allow a run in his first 13 appearances from 4/6-5/8 (13.0 IP, 23 SO) ... threw 26.1 IP consecutive scoreless IP from 9/11-5/8/12, the longest streak by a Yankees pitcher since Mariano Rivera (30.2 IP) from 7/22-10/2/99.
- Struck out eight consecutive batters from 4/29-5/4, one shy of the Yankees record in the expansion era (1961-), trailing only Ron Davis (9 in 1981).
- Allowed four runs in 0.2 IP on 5/9 vs. Tampa Bay to record his first loss and blown save ... marked his first runs allowed in 2012 and his most since 7/2/10 vs. Toronto.
- Gave up a solo home run to Matt Joyce, just his second allowed over a 99-game span (96.0 IP) dating back to 8/31/10 at Baltimore ... also snapped a personal streak of 231 opponent at-bats at home without allowing a home run, the longest such stretch by any pitcher in the new Yankee Stadium.
- Was on the 15-day disabled list from 5/14-6/14 with a left oblique strain (missed 28 games).
- Struck out his 300th career batter (Vinny Rottino) on 6/24 at the Mets ... reached the mark in fewer IP (219.2) than all but two pitchers in major-league history: Billy Wagner (194.1) and Brad Lidge (210.2).
- Pitched on three straight days for the first time in his career from 8/26-28 (five times in a six-game stretch from 8/22-28).
- Became a father for the first time with the birth of his son, Luke Joseph, on 8/27 ... pitched in that night's game vs. Toronto, tossing a scoreless eighth inning.
- Was 1-0 with a 1.42 ERA (1 ER/6.1 IP) in six postseason relief appearances ... earned the win in Game 3 of the ALDS vs. Baltimore after pitching a scoreless 11th and 12th inning.

## 2011 SEASON

- Was 4-0 with a 1.08 ERA (8 ER/66.2 IP), 34 holds and 100 strikeouts in a team-high 70 relief appearances.
- Led all AL relievers in ERA and strikeouts and ranked among the leaders in holds (T1st), strikeouts per 9.0 IP (2nd, 13.5), opponents average (3rd, .170) and games (5th, 70).
- His 13.5 strikeouts per 9.0 IP set a franchise record for relievers, while his 100 strikeouts were the most by a Yankees reliever since Mariano Rivera fanned 130 in 1996.
- Became the third pitcher in major-league history to strike out at least 100 batters while throwing less than 70.0 IP, joining Billy Wagner (1997 with Houston and 2010 with Atlanta) and Joel Hanrahan (2010 with Pittsburgh).
- Received one point in the AL Cy Young Award voting.
- Held lefties to a .156 (19-22) average with no home runs, while right-handers batted .170 (40-235) with one homer.
- Appeared in consecutive games 13 times and three straight games twice (5/25-28 and 9/13-16).
- Opponents batted .053 (1-19) with 14 strikeouts with the bases loaded ... according to Elias, his 14 strikeouts matched the most by a pitcher in the last 35 seasons, joining Nolan Ryan (1977 Angels) and Mark Littell (1978 Cardinals).
- Held opponents hitless in their last 23 at-bats with men on base to close out the season.
- Posted a 0.25 ERA (1 ER/36.0 IP) on the road, with the lone run coming on J.J. Hardy's solo homer on 8/29 at Baltimore ... established a major-league record by holding opponents scoreless in his first 28 road outings (28.2 IP), breaking Mariano Rivera's record of 24 set in 2005.
- Did not allow a home run over a franchise-record 71 consecutive appearances (68.0 IP) from 8/31/10-8/28-2/11, surpassing Rivera's 61-game stretch from 8/19/05-7/17/06.
- Was named to his first career All-Star Game, tossing a scoreless second inning in a 5-1 win over the NL on 7/12 at Arizona's Chase Field.
- Allowed one earned run on 11 hits in 26.2 IP over his final 27 outings of the season ... the span was bookended by a pair of 13-game scoreless streaks from 7/26-8/28 and 9/1-28.
- Did not allow a run in 13 September outings, surrendering four hits with 19 strikeouts over 13.1 IP.
- Earned the win and improved to 4-0 in the Yankees AL East-clinching victory on 9/21-2 vs. Tampa Bay ... entered the game with one out and the bases loaded and induced a Ben Zobrist double play on his first pitch ... was his third career one-pitch win (also 7/22/08 vs. Minnesota and 6/4/09 vs. Texas).
- Appeared in two games of the ALDS vs. Detroit, tossing 2.0 scoreless IP.

## 2010 SEASON

- Was 4-5 with a 3.82 ERA (26 ER/61.1 IP), 14 holds and 71 strikeouts in 64 relief appearances with the Yankees.
- Averaged 10.42 strikeouts per 9.0 IP, seventh-best among AL relievers.
- Allowed 11 earned runs in 7.1 IP over his first 10 appearances from 4/4-5/7 ... posted a 2.50 ERA (15 ER/54.0 IP) in 54 appearances from 5/8 through the end of the season.
- Was removed from 5/29 loss vs. Cleveland with a mild lower back strain ... did not pitch for six days.
- Made 19 straight scoreless appearances from 7/4-8/21, allowing nine hits with 24 strikeouts over 18.1 IP ... held opponents hitless in a career-best 23 consecutive at-bats prior to Willie Bloomquist's double on 8/12 at Kansas City.
- Appeared in six postseason games, allowing six earned runs in 3.1 IP ... gave up five runs over 0.1 IP in Game 3 of the ALCS at Texas.

## THE ESCAPE ARTIST

David Robertson earned the nickname "Houdini" during his seven seasons with the Yankees for his success with the bases loaded. During his career, Robertson has limited opponents to a .173 (13-58) average with 31 strikeouts in those situations, including an .053 (1-19) mark with 11 strikeouts in 2011. He struck out 10 consecutive batters faced with the bases loaded during one stretch in 2011, becoming the only major-league pitcher since 1965 to register 10 straight bases-loaded strikeouts in a single season (Elias).

## 2009 SEASON

- Was 2-1 with a 3.30 ERA (16 ER/43.2 IP) and 63 strikeouts in 45 relief appearances over three stints with the Yankees (4/16; 4/24-5/9; 5/26-10/4).
- Averaged 12.98 strikeouts per 9.0 IP, which ranked second in the major leagues behind the Dodgers Jonathan Broxton (13.50) among pitchers with at least 40.0 IP.
- Was recalled from Class AAA Scranton/Wilkes-Barre on 4/16 ... made his first appearance of the season that day vs. Cleveland in the first game at new Yankee Stadium, striking out three batters over 2.0 scoreless IP.
- Was optioned to Scranton/WB the next day and recalled a second time on 4/24 when Chien-Ming Wang was placed on the disabled list ... appeared in four games (2 ER/2.2 IP) before being optioned back to Scranton/WB.
- Was recalled a third time on 5/26 and spent the rest of the season with the Yankees ... made seven straight scoreless appearances (5.0 IP) following his third recall.
- Earned his second career one-pitch win on 6/4 vs. Texas (also 7/22/08 vs. Minnesota).
- Struck out three batters in 0.2 IP on 8/6 vs. Boston, becoming the first Yankee since Ron Davis (9/17/80 vs. Toronto) to record at least three strikeouts without completing a full inning.
- Was shut down for three weeks from 9/6-28 with elbow stiffness ... underwent an MRI on 9/7 and was seen by Dr. James Andrews in Pensacola, Fla., on 9/10.
- Threw 5.1 scoreless IP over five postseason outings ... earned the win in each of his first two postseason games (Game 2 of the ALDS vs. Min.; Game 2 of the ALCS vs. LAA).
- In his first career postseason appearance in Game 2 of the ALDS vs. Minnesota, escaped a bases-loaded, no-out jam in the top of the 11th inning without allowing a run (Yankees won in the bottom of the 11th on Mark Teixeira's "walk-off" homer).
- Began the year at Scranton/WB, going 0-3 with two saves and a 1.84 ERA (3 ER/14.2 IP) in eight outings.

## 2008 SEASON

- Appeared in 25 games over two stints with the Yankees (6/28-8/28; 9/13-28).
- His contract was purchased from Class AAA Scranton/Wilkes-Barre on 6/28 ... made his major-league debut on 6/29 at the Mets, allowing one run on four hits over 1.0 IP ... struck out his first batter faced (Oliver Perez).
- Pitched a scoreless 12th for his first MLB win on 7/19 vs. Oakland ... recorded his second win on 7/22 vs. Minnesota.
- Allowed five runs, including a grand slam to Adam Jones, on 7/28 vs. Baltimore ... was his first home run allowed as a professional after 148.1 career IP.
- Allowed 16 runs in 13.1 IP over 10 outings from 7/28-8/27 and was optioned to Triple-A Scranton/WB on 8/28 ... was recalled from Scranton/WB on 9/13 ... did not allow a run over four appearances in his second stint (4.2 IP).
- Went 4-0 with a 1.67 ERA (10 ER/53.2 IP), three saves and 77 strikeouts over 30 relief appearances between Scranton-WB and Class AA Trenton.
- Was named "Best Reliever" in the International League according to *Baseball America's* Best Tools survey.

## 2007 SEASON

■ Spent time with Class A Charleston, Class A Tampa and Class AA Trenton in his first professional season, combining to go 8-3 with a 0.96 ERA (9 ER/84.1 IP), four saves and 113 strikeouts in 44 relief appearances.

■ Limited opponents to a .154 average, third-best among minor league relievers, and averaged 12.06 strikeouts per 9.0 IP ... 39 of his 44 outings were at least 2.0 IP and all but two were more than 1.0 IP.

■ Was named to the South Atlantic League midseason All-Star Team with Charleston... began his career with 10 consecutive scoreless outings from 4/3-5/3 (18.1 IP).

■ Went 3-1 with and a 1.08 ERA with Tampa ... did not allow an earned run in nine appearances at home (17.1 IP).

■ Appeared in two postseason games with Trenton, the Eastern League champion.

## COMMUNITY INVOLVEMENT

■ In 2015, was the White Sox nominee for the Roberto Clemente Award, hosted a meet and greet and visited a Habitat for Humanity build site for High Socks for Hope.

■ Was named the 2013 winner of the "Ben Epstein-Dan Castellano 'Good Guy'" Award by members of the New York chapter of the BBWAA ... received his award at the annual writers dinner on 1/25/14 in Manhattan.

■ Visited his hometown of Tuscaloosa, Ala., following the April 2011 tornadoes that ravaged the area ... he and his wife, Erin, established the David and Erin Robertson Foundation in 2011 to raise funds to donate to the relief efforts in his hometown ([www.highsocksforhope.com](http://www.highsocksforhope.com)).

■ Also made donations in the areas ravaged by Hurricane Sandy in 2012 and outfitted homes in Oklahoma and Texas for families following devastating tornadoes in 2013.

■ Teamed up with the Stephen Siller Tunnel to Towers Foundation, Bain Capital and College Hunks Hauling Junk on 12/21/13 to help furnish the newly repaired houses of 21 families on Staten Island who were forced out of their homes due to damage from Hurricane Sandy ... has donated \$100 for every strikeout he has recorded since 2011 to the foundation.

■ Was honored as the 2011 Joan Payson Award for Community Service recipient, presented by the New York BBWAA.

■ Was named the Yankees' 2013 nominee for the Roberto Clemente Award, which recognizes the player who best represents the game of baseball through positive contributions on and off the field, including sportsmanship and community involvement ... was nominated in recognition of his work with High Socks for Hope, which has extended its reach to lend support to charities and organizations helping those affected by natural disasters and to provide humanitarian services to individuals in need.

■ Participated in a Power of 2 Challenge against Boston's Ryan Dempster in August 2013 in which fans competed to see which foundation could raise more money — Robertson's "High Socks for Hope" or Dempster's "Dempster Family Foundation" ... "High Socks for Hope" won the challenge after collecting nearly \$14,000 in donations, with the pitchers combining to raise over \$27,000 for their respective charities.

■ Appeared at local Bronx schools during the 2010 season, reading to school kids with the "Story Pirates."

■ Received the 2011 Golden Hammer Award from Habitat for Humanity of Tuscaloosa for his charitable efforts in the city.

■ Took part in the 2013 Buckmaster Life Hunt along with the Braves' Craig Kimbrel, going on a three-day hunt with disabled children and wounded soldiers.

## MISCELLANEOUS/PERSONAL

■ Married Erin ... has one son: Luke Joseph ... older brother, Connor, pitched in nine games with Oakland and Arizona in 2007-08 ... Twitter: @DRob30.

■ Attended the University of Alabama, where he was a teammate in 2006 with current White Sox catcher Alex Avila ... ranks among all-time school career leaders in strikeouts, appearances and saves ... was teammates with

■ Was named a freshman All-American in 2005 by *Baseball America*, *Louisville Slugger* and *Collegiate Baseball Magazine* after leading the team in games (32) wins (seven), ERA (2.92) and saves (eight) and setting the single-season rookie record for most strikeouts (105) ... also led the SEC in opponents average (.105).

■ Is a 2004 graduate of Paul W. Bryant High School in Tuscaloosa, Ala., where he led the Stampede to the Class 6A state playoffs in the school's first year of existence.





### CAREER PLAYING RECORD

YEAR	CLUB	W-L	PCT	ERA	G	GS	CG	SHO	SV	IP	H	R	ER	HR	HB	BB-I	SO	WP	BK	AVG
2007	Charleston	5-2	.714	0.77	24	0	0	0	3	47.0	25	5	4	0	0	15-0	67	5	0	.151
	Tampa	3-1	.750	1.08	18	0	0	0	1	33.1	18	6	4	0	0	15-0	37	2	0	.159
	Trenton	0-0	.000	2.25	2	0	0	0	0	4.0	2	1	1	0	0	2-0	9	1	0	.143
2008	Trenton	0-0	.000	0.96	9	0	0	0	2	18.2	8	2	2	0	1	6-0	26	1	0	.133
	Scranton/W-B	4-0	1.000	2.06	21	0	0	0	1	35.0	20	11	8	1	1	17-1	51	1	0	.159
2009	NEW YORK-AL	4-0	1.000	5.34	25	0	0	0	0	30.1	29	18	18	3	0	15-2	36	6	0	.257
	Scranton/W-B	0-3	.000	1.84	8	0	0	0	2	14.2	10	7	3	0	0	6-1	25	0	0	.196
	NEW YORK-AL	2-1	.667	3.30	45	0	0	0	1	43.2	36	19	16	4	1	23-1	63	6	0	.216
2010	NEW YORK-AL	4-5	.444	3.82	64	0	0	0	1	61.1	59	26	16	5	3	33-6	71	7	2	.258
2011	NEW YORK-AL	4-0	1.000	1.08	70	0	0	0	1	66.2	40	9	8	1	1	35-6	100	6	1	.170
2012	NEW YORK-AL	2-7	.222	2.67	65	1	0	0	2	60.2	52	19	18	5	1	19-0	81	1	1	.229
	Scranton/W-B	0-0	.000	0.00	2	1	0	0	0	2.0	0	0	0	0	0	0-0	2	0	0	.000
2013	NEW YORK-AL	5-1	.833	2.04	70	0	0	0	3	66.1	51	15	15	5	2	18-1	77	1	0	.213
2014	NEW YORK-AL	4-5	.444	3.08	63	0	0	0	39	64.1	45	23	22	7	1	23-2	96	0	0	.192
2015	WHITE SOX	6-5	.545	3.41	60	0	0	0	34	63.1	46	27	24	7	1	13-2	86	4	0	.196
<b>MINOR TOTALS</b>		<b>12-6</b>	<b>.667</b>	<b>1.28</b>	<b>84</b>	<b>1</b>	<b>0</b>	<b>0</b>	<b>9</b>	<b>154.2</b>	<b>83</b>	<b>32</b>	<b>22</b>	<b>1</b>	<b>2</b>	<b>61-2</b>	<b>217</b>	<b>10</b>	<b>0</b>	<b>.155</b>
<b>MLB TOTALS</b>		<b>31-24</b>	<b>.564</b>	<b>2.90</b>	<b>462</b>	<b>0</b>	<b>0</b>	<b>0</b>	<b>81</b>	<b>456.2</b>	<b>358</b>	<b>156</b>	<b>147</b>	<b>37</b>	<b>10</b>	<b>179-20</b>	<b>610</b>	<b>31</b>	<b>4</b>	<b>.213</b>

### CAREER TRANSACTIONS

- Selected by New York-AL in the 17th round of the First-Year Player Draft (6/06).
- On New York-AL disabled list with a left oblique strain (5/15-6/14/12); included a rehab assignment to Class AAA Scranton/Wilkes-Barre (6/10-13/12).
- On New York-AL disabled list with a groin strain (4/8-22/14).
- Signed by the White Sox as a free agent (12/10/14).

### CAREER PITCHING BREAKDOWN

- Save Pct. — Career:** 81-103 (.78.6); **2015:** 34-41 (.82.9); **2014:** 39-44 (.88.6); **2013:** 3-5 (60.0); **2012:** 2-5 (40.0); **2011:** 1-4 (25.0); **2010:** 1-3 (33.3); **2009:** 1-1 (100.0); **2008:** 0-0 (0.0).
- Holds — Career:** 116; **2015:** 0; **2014:** 0; **2013:** 33; **2012:** 30; **2011:** 34; **2010:** 14; **2009:** 5; **2008:** 0.
- Inherited Runners/Scored — Career:** 169-55 (32.5); **2015:** 6-3 (50.0); **2014:** 13-2 (15.4); **2013:** 12-6 (50.0); **2012:** 22-7 (31.8); **2011:** 44-10 (22.7); **2010:** 33-10 (30.3); **2009:** 25-9 (36.0); **2008:** 14-8 (57.1).
- First Batter Efficiency — Career:** 69-419 (.165); **2015:** 6-60 (.100); **2014:** 8-58 (.138); **2013:** 10-64 (.156); **2012:** 11-61 (.180); **2011:** 12-64 (.188); **2010:** 13-53 (.245); **2009:** 4-38 (.105); **2008:** 5-21 (.238).

### CAREER FIELDING STATISTICS

POSITION	PCT	G	GS	TC	PO	A	E	DP
Pitcher	.978	462	0	46	21	24	1	0

### CAREER GAME BESTS

- STRIKEOUTS —** 4 (6x, last 8/5/15 vs. T.B.) ... **INNINGS PITCHED —** 2.0 (14x, last 8/5/15 vs. T.B.)
- WINNING STREAK —** 5 (7/19/08-6/4/09) ... **CONSECUTIVE SCORELESS IP —** 26.1 (9/11/11-5/8/12)

### DIVISION SERIES RECORD

YEAR	CLUB	W-L	PCT	ERA	G	GS	CG	SHO	SV	IP	H	R	ER	HR	HB	BB-I	SO	WP	BK	AVG
2009	NY Yankees vs. Min.	1-0	1.000	0.00	1	0	0	0	0	1.0	1	0	0	0	0	0-0	0	0	0	.250
2010	NY Yankees at Min.	0-0	.000	0.00	2	0	0	0	0	0.2	0	0	0	0	0	1-0	1	0	0	.000
2011	NY Yankees vs. Det.	0-0	.000	0.00	2	0	0	0	0	2.0	0	0	0	0	1	0-0	2	0	0	.000
2012	NY Yankees at Bal.	1-0	.000	0.00	4	0	0	0	0	4.1	1	0	0	0	0	0-0	5	0	0	.071
<b>TOTALS</b>		<b>2-0</b>	<b>1.000</b>	<b>0.00</b>	<b>9</b>	<b>0</b>	<b>0</b>	<b>0</b>	<b>0</b>	<b>8.0</b>	<b>2</b>	<b>0</b>	<b>0</b>	<b>0</b>	<b>0</b>	<b>1-0</b>	<b>8</b>	<b>0</b>	<b>0</b>	<b>.077</b>

### LEAGUE CHAMPIONSHIP SERIES RECORD

YEAR	CLUB	W-L	PCT	ERA	G	GS	CG	SHO	SV	IP	H	R	ER	HR	HB	BB-I	SO	WP	BK	AVG
2009	NY Yankees vs. LAA	1-0	1.000	0.00	1	0	0	0	0	2.0	1	0	0	0	0	2-1	1	0	0	.143
2010	NY Yankees at Tex.	0-0	.000	20.25	4	0	0	0	0	2.2	8	6	6	1	0	1-1	4	1	0	.500
2012	NY Yankees vs. Det.	0-0	.000	4.50	2	0	0	0	0	2.0	2	1	1	1	0	0-0	2	0	0	.250
<b>TOTALS</b>		<b>1-0</b>	<b>1.000</b>	<b>9.45</b>	<b>8</b>	<b>0</b>	<b>0</b>	<b>0</b>	<b>0</b>	<b>6.2</b>	<b>11</b>	<b>7</b>	<b>7</b>	<b>2</b>	<b>0</b>	<b>3-3</b>	<b>7</b>	<b>1</b>	<b>0</b>	<b>.355</b>

### WORLD SERIES RECORD

YEAR	CLUB	W-L	PCT	ERA	G	GS	CG	SHO	SV	IP	H	R	ER	HR	HB	BB-I	SO	WP	BK	AVG
2009	NY Yankees vs. Phi.	0-0	.000	0.00	2	0	0	0	0	2.1	2	0	0	0	0	1-0	2	0	0	.222

### ALL-STAR GAME RECORD

YEAR	CLUB	W-L	PCT	ERA	G	GS	CG	SHO	SV	IP	H	R	ER	HR	HB	BB-I	SO	WP	BK	AVG
2011	A.L., Arizona	0-0	.000	0.00	1	0	0	0	0	1.0	1	0	0	0	0	0-0	1	0	0	.333



# CARLOS RODON

# 55

## LEFT-HANDED PITCHER

**Given Name:** Carlos Antonio Rodon

**Bats:** Left **Throws:** Left

**Height:** 6-3 **Weight:** 235

**Opening Day Age:** 23 (December 10, 1992)

**Birthplace/Residence:** Miami, Fla./Holly Springs, N.C.

**First Pro Contract:** White Sox.

**Sox Acquisition:** Selected in first round (third overall), June 2014 First-Year Player Draft.

**Major League Service:** 168 days.

**Contract Status:** Signed through 2016.

### 2015 SEASON

- Appeared in 26 games (23 starts) in his first season with the White Sox ... started 2015 with Class AAA Charlotte.
- Ranked among the major-league rookie leaders in winning percentage (2nd, .600), wins (T3rd, 9), IP (5th, 139.1), strikeouts (5th, 139) and starts (T5th).
- His 139 strikeouts were the second-most by a White Sox rookie behind Gary Peters (189 in 1963).
- Made 16 quality starts and allowed two earned runs or less 16 times ... posted a 3.07 ERA (26 ER/76.1 IP) on the road, compared to a 4.57 mark (32 ER/63.0 IP) at home.
- Went 5-2 with a 1.81 ERA (11 ER/54.2 IP) and .198 (38-192) opponents average over his final eight starts, compared to 4-4 with a 5.17 ERA (45 ER/78.1 IP) and .277 (83-300) opponents average over his first 15 starts.
- Was 3-1 with a 2.27 ERA (11 ER/43.2 IP) over eight games (six starts) vs. the American League Central and 4-1 with a 2.24 mark (14 ER/56.1 IP) and 58 strikeouts vs. the AL West.
- Limited left-handers to a .194 average (27-139) with zero home runs and 41 strikeouts ... lowered his opponents average from .267 (66-247) in the first half to .237 (64-27) after.
- Reached the 100-strikeout mark in 90.2 IP, the fastest in franchise history (STATS LLC).
- Prior to his major-league debut, threw just 34.1 IP in the minor leagues, the fifth-fewest by a White Sox pitcher since 1987 at the time of his debut.
- His contract was purchased from Charlotte on 4/20 ... made his major-league debut on 4/21 vs. Cleveland, allowing two runs on three hits with three walks and one strikeout over 2.1 IP (60 pitches) ... struck out Lonnie Chisenhall in the eighth inning for his first career strikeout ... worked a perfect eighth inning in his second appearance on 4/29 at Baltimore.
- Earned his first major-league win in his first start on 5/9-2 vs. Cincinnati, allowing two runs with eight strikeouts over 6.0 IP.
- Was moved into the starting rotation on 5/12 ... received a no decision on 5/15 at Oakland (5 ER/4.0 IP).
- Worked at least 6.0 IP with one or no runs allowed in four consecutive starts from 5/20-6/9 ... became the first Sox rookie to accomplish the feat since Bruce Howard went five straight in 1964-65 (STATS LLC).



### MLB ROOKIE SO LEADERS IN 2015

Pitcher, Club	SO
Noah Syndergaard, NYM	166
Anthony DeSclafani, CIN	151
Nathan Karns, T.B.	145
Chris Heston, S.F.	141
<b>Carlos Rodon, SOX</b>	<b>139</b>

### SOX SINGLE-SEASON ROOKIE SO LEADERS

Pitcher	Year	SO
Gary Peters	1963	189
<b>Carlos Rodon</b>	<b>2015</b>	<b>139</b>
Melido Perez	1988	138
Lefty Williams	1916	138
Jim Scott	1909	135

- Allowed just one run with 10 strikeouts over 6.0 IP on 6/4 at Texas but received his fourth straight no decision ... at 22 years and 176 days old, became the youngest White Sox pitcher to strike out 10 or more batters since Jason Bere (22 years, 117 days) fanned 12 on 9/20/93 at California (Elias).
- Threw 6.0 scoreless IP for his second win on 6/9 vs. Houston ... suffered his first career loss on 6/15 at Pittsburgh after allowing seven earned runs on nine hits over 3.2 IP.
- Earned his third win, and snapped the White Sox eight-game losing streak, on 6/20 vs. Texas (2 ER/6.0 IP).
- Received a no decision on 7/10 at Wrigley Field despite allowing just two hits with six walks over 6.0 scoreless IP ... the last White Sox to issue six-plus walks without allowing a run was Jose Contreras (6.2 IP) on 9/2/07 at Cleveland.
- Scattered five hits with zero walks and nine strikeouts over 6.2 scoreless IP in a win on 7/26 at Cleveland.
- Allowed three runs or less in each of his final eight starts from 8/11-9/25, going 5-2 with a 1.81 ERA (11 ER/54.2 IP), 49 strikeouts and eight quality starts.
- Earned the win on 8/11 vs. the Angels, allowing just four hits with one walk and a career-high 11 strikeouts over 7.0 IP ... the 11 strikeouts were the most by a White Sox rookie since Jason Bere fanned 12 on 9/20/93 vs. California.
- Became the fourth Sox rookie to record 10 or more strikeouts at least twice in a season, joining Bere (twice 1993), Gary Peters (twice in 1963) and Jack Harshman (three times in 1954).
- Became the fifth rookie in club history to strike out 11 during a scoreless outing, joining Frank Lange (1910), Harshman (1954), Peters (1963) and Bere (1993) and second in MLB this season (San Francisco's Chris Heston, no-hitter on 6/9 vs. the Mets).
- Suffered the loss on 8/17 at Angel Stadium despite throwing his first career complete game (2 ER/8.0 IP) ... became the first White Sox rookie to go the distance since Zach Stewart on 9/5-2/11 at Minnesota and first rookie left-hander since Wilson Alvarez on 9/1/91 vs. Cleveland.
- Finished the season on a three-game winning streak from 9/8-25 ... surrendered just four earned runs with 16 strikeouts over 20.2 IP ... allowed one earned run in consecutive starts on 9/8 vs. Cleveland (7.0 IP) and 9/19 at the Indians (7.2 IP) ... won his final start on 9/25 at Yankee Stadium (2 ER/ 6.0 IP).
- Entered the season ranked by *Baseball America* as the No. 1 Prospect in the White Sox organization ... also tabbed by the same publication as possessing the Best Slider.

## 2014 SEASON

- Combined to go 0-0 with a 2.92 ERA (8 ER/24.2 IP) and 38 strikeouts in nine appearances (six starts) between the Arizona Rookie League White Sox, Class A Winston-Salem and Class AAA Charlotte in his first professional season.
- Averaged 13.9 strikeouts per 9.0 IP ratio ... posted a 2.18 ERA (5 ER/20.2 IP) as a starter ... held left-handers to a .125 (2-16) average and righties to a .234 (18-77) mark.
- Appeared in two games with the AZL White Sox before being promoted to the Dash on 7/3.
- Did not allow an earned run over his last three games (two starts) with Winston-Salem (8.2 IP) ... was promoted to the Knights on 8/16.
- Recorded a season-high eight strikeouts on 8/24 vs. Norfolk (4.0 IP) ... struck out seven batters on 8/13 vs. Lynchburg (3.2) and 8/30 at Gwinnett (5.0).
- Was selected by the White Sox with the No. 3 overall pick in the June draft, the highest pick by the club since taking outfielder Harold Baines No. 1 in 1977 ... was recommended/signed by Abe Fernandez.
- Entered the draft rated by *Baseball America* as the No. 1 college prospect and the No. 3 prospect overall ... was rated by MLB.com as the No. 2 overall prospect.

## COMMUNITY INVOLVEMENT

- In 2015, participated in a Volunteer Corps First Merit Event at the Elliott Donnelly Youth Center in Chicago.

## MISCELLANEOUS/PERSONAL

- Single ... Twitter: @CarlosRodon16.
- Attended North Carolina State University ... set a school record with 436 career strikeouts ... became the fourth pitcher in Atlantic Coast Conference history to record 400 strikeouts.
- Went 6-7 with a 2.01 ERA (22 ER/98.2 IP), three complete games, 117 strikeouts and a .229 opponents average over 14 starts as a junior.
- Went 10-3 with a 2.99 ERA (44 ER/132.1 IP) and school-record 184 strikeouts as a sophomore in 2013 to lead the Wolfpack to their first College World Series berth since 1968.
- Was named a First-Team All-American and ACC Pitcher and Freshman of the Year in 2012 after going 9-0 with a 1.57 ERA (20 ER/114.2 IP) and 135 strikeouts.
- Graduated in 2011 from Holly Springs (N.C.) High School, where he went 10-1 with a 0.80 ERA as a junior and 11-0 with a 1.40 ERA as a senior.
- Was selected by Milwaukee in the 16th round in 2011.

## CAREER PLAYING RECORD

YEAR	CLUB	W-L	PCT	ERA	G	GS	CG	SHO	SV	IP	H	R	ER	HR	HB	BB-I	SO	WP	BK	AVG
2014	AZL White Sox	0-0	.000	6.00	2	1	0	0	0	3.0	4	2	2	0	0	0-0	5	0	0	.308
	Winston-Salem	0-0	.000	1.86	4	2	0	0	0	9.2	7	3	2	0	0	5-0	15	1	0	.189
	Charlotte	0-0	.000	3.00	3	3	0	0	0	12.0	9	4	4	0	1	8-0	18	0	0	.209
2015	Charlotte	1-0	1.000	3.60	2	2	0	0	0	10.0	8	5	4	0	2	4-0	13	1	0	.216
	WHITE SOX	9-6	.600	3.75	26	23	1	0	0	139.1	130	63	58	11	8	71-0	139	7	0	.251
<b>MINOR TOTALS</b>		<b>1-0</b>	<b>1.000</b>	<b>3.15</b>	<b>11</b>	<b>8</b>	<b>0</b>	<b>0</b>	<b>0</b>	<b>34.1</b>	<b>28</b>	<b>14</b>	<b>12</b>	<b>0</b>	<b>1</b>	<b>17-0</b>	<b>51</b>	<b>2</b>	<b>0</b>	<b>.215</b>
<b>MLB TOTALS</b>		<b>9-6</b>	<b>.600</b>	<b>3.75</b>	<b>26</b>	<b>23</b>	<b>1</b>	<b>0</b>	<b>0</b>	<b>139.1</b>	<b>130</b>	<b>63</b>	<b>58</b>	<b>11</b>	<b>8</b>	<b>71-0</b>	<b>139</b>	<b>7</b>	<b>0</b>	<b>.251</b>

## CAREER TRANSACTIONS

— Selected by the White Sox in the first round (third overall) of the First-Year Player Draft (6/14).

## CAREER PITCHING BREAKDOWN

Quality Starts — Career: 16; 2015: 16.

Club Record As Starter — Career: 15-8; 2015: 15-8.

Starts Lasting 6.0/7.0/8.0 IP — Career: 15/5/1; 2015: 15/5/1.

## CAREER FIELDING STATISTICS

POSITION	PCT	G	GS	TC	PO	A	E	DP
Pitcher	1.000	26	23	22	3	19	0	2


## CAREER GAME BESTS (STARTER)

**STRIKEOUTS** — 11 (8/11/15 vs. LAA; 7.0 IP) ... **IP** — 8.0 (8/17/15 at LAA) ... **CG** — 1 (8/17/15 at LAA; 8.0 IP)  
**SHO** — NONE ... **WIN. STREAK** — 3 (9/8-25/15) ... **CONSEC. SCORELESS IP** — 8.0 (8/11-17/15)

## Baseball America's 2015 White Sox Draft Report Card

Best Pro Debut ..... INF Cory Zangari/Zack Erwin  
 Best Athlete ..... RHP Blake Hickman  
 Best Pure Hitter ..... INF Cory Zangari  
 Best Power Hitter ..... INF Cory Zangari  
 Fastest Runner ..... OF Tyler Sullivan  
 Best Fastball ..... RHP Carson Fulmer

Best Secondary Pitch ..... RHP Jordan Stephens  
 Best Defensive Player ..... INF Danny Mendick  
 Most Intriguing Background ..... RHP Drew Hasler  
 Closest To The Majors ..... RHP Carson Fulmer  
 Best Late-Round Pick ..... C Seby Zavala/  
 RHP Chris Comito



# TYLER SALADINO

# 18

## INFIELDER

**Given Name:** Tyler Artolo Saladino

**Bats:** Right **Throws:** Right

**Height:** 6-0 **Weight:** 200

**Opening Day Age:** 26 (July 20, 1989)

**Birthplace/Residence:** San Diego, Calif.

**First Pro Contract:** White Sox.

**Sox Acquisition:** Selected in the seventh round, June 2010 First-Year Player Draft.

**Major League Service:** 87 days.

**Contract Status:** Signed through 2016.

### 2015 SEASON

- Played in 68 games (60 starts) after being recalled by the White Sox on 7/10 from Class AAA Charlotte.
- Appeared in 60 games (53 starts) at third base, 11 (seven) at shortstop and one (zero) at first base ... recorded a .974 fielding percentage (5 E/193 TC).
- Hit .260 (19-73) over 18 games in July, .219 (23-105) in August (26 G) and .208 (10-48) in September (20 G).
- Went 9-32 (.281) with one home run and three RBI over eight interleague games ... was 3-9 (.333) vs. St. Louis.
- Was recalled from Charlotte on 7/10 ... made his major-league debut that day at the Cubs as the third baseman (0-3).
- Started 25 straight games following his recall ... posted a seven-game hitting streak from 7/11-21, going 11-28 (.393) with two homers, four RBI and a 1.071 OPS.
- Recorded his first hit on 7/11 at Wrigley Field, a RBI triple in the first inning off Jon Lester ... went 2-4 on 7/17-1 vs. Kansas City, his first career multihit effort.
- Connected on his first home run on 7/19 vs. Kansas City (off Danny Duffy) ... recorded three-hit games on 7/21 vs. the Cardinals (HR, two RBI), 7/25 at Cleveland and 8/21 at Seattle (two RBI).
- Hit safely in seven of eight games from 8/29-9/9, going 3-0 (.300) with a home run and eight RBI ... recorded his first game-ending RBI with an 11th-inning single on 8/30 vs. Seattle.
- Hit a solo home run on 9/9 vs. Cleveland and tripled in consecutive games on 9/21-2 and 9/22 at Detroit ... his triple with one out in the ninth inning on 9/22 broke up the Tigers combined no-hit bid ... scored the tying run on Adam Eaton's single.
- Appeared in 34 games at shortstop, 14 as the designated hitter, two at third base and one each at first and second with Charlotte ... ranked third on the club with 25 stolen bases.
- Hit .324 (34-105) with four homers and 22 RBI at home, compared to .176 (16-91) with seven RBI on the road.
- Recorded back-to-back, three-hit games on 6/19-20 vs. Indianapolis, going 6-10 (.600) with two RBI and four runs.
- Went 10-31 (.323) with two home runs and 12 RBI over eight games in July prior to being recalled by the White Sox.

### 2014 SEASON

- Batted .310 (91-294) in 82 games with Class AAA Charlotte before suffering a torn UCL in his right elbow on 7/13.
- Would have ranked fourth in the International League in average and 11th in OBP (.367) with the required PAs.
- Appeared in 50 games at shortstop, 10 at first base, eight in left field, four at second and three at third.
- Batted .471 (33-70) with RISP and .330 (31-94) vs. LHP.
- Homered twice on 4/22 vs. Durham ... homered in three straight games from 6/30-7/1.
- Underwent Tommy John surgery on 8/15 in Birmingham, Ala. ... procedure performed by Dr. James Andrews.

### 2013 SEASON

- Ranked ninth in the Southern League with 28 stolen bases at Class AA Birmingham.
- Entered the season ranked by *Baseball America* as the No. 26 Prospect and Possessing the Best Strike Zone Discipline in the White Sox organization.

### 2012 SEASON

- Combined to hit .236 (110-467) with 80 runs scored, 39 stolen bases and 79 walks over 127 games between Birmingham and Class AAA Charlotte ... was successful on 83.0 percent (39-47) of his stolen-base attempts.
- Ranked third in the SL in walks (75) and stolen bases (38) and tied for seventh in runs scored (71).
- Reached base safely in 25 consecutive games from 4/12-5/9, the seventh-longest streak in the SL.
- Was promoted to Charlotte on 7/30 and returned to Birmingham on 8/17, where he finished the season.
- Finished 2012 ranked by *Baseball America* as Possessing the Best Strike Zone Judgement in the SL ... entered 2012 ranked by *Baseball America* as the No. 8 Prospect in the Sox system.

### 2011 SEASON

- Tied for the Carolina League lead in triples (nine), ranked third in slugging percentage (.501) and runs scored (75), fourth in extra-base hits (51) and fifth in on-base percentage (.363) at Class A Winston-Salem.
- Was named CL Batter of the Week for 8/15-21.
- Was ranked by *Baseball America* following the season as the No. 20 Prospect in the CL.

### 2010 SEASON

- Batted .305 (65-213) in 60 games between Advanced Rookie Bristol and Class A Kannapolis in his pro debut.
- Recorded an 11-game hitting streak from 8/2-14 (.432, 16-37) ... rated by *Baseball America* as the Best Defensive Player in the Sox draft class ... recommended/signed by Clay Overcash.

### COMMUNITY INVOLVEMENT

- In 2015, participated in a Bulls Sox Academy experience tour and participated in a KaBOOM! playground build (Sox Serve).

### MISCELLANEOUS/PERSONAL

- Single ... was the subject of an audio journal for National Public Radio during the 2012 season.
- Spent two years at Palomar College in San Marcos, Calif. ... was named the Pacific Coast Conference Player of the Year in 2008 ... transferred to Oral Roberts University prior to his 2009 junior season ... was named Summit League Newcomer of the Year in 2009 and conference Player of the Year in 2010.
- Drafted by Houston in the 36th round in 2009 but did not sign ... is a 2007 graduate of the Charter School of San Diego.



### CAREER PLAYING RECORD

YEAR	CLUB	AVG	G	AB	R	H	TB	2B	3B	HR	RBI	SH	SF	HB	BB	SO	SB	CS	OBP	SLG	E
2010	Bristol	.292	13	48	7	14	20	3	0	1	6	1	1	1	5	12	1	2	.364	.417	4
	Kannapolis	.309	47	165	40	51	73	14	1	2	24	4	3	4	22	44	4	2	.397	.442	5
2011	Winston-Salem	.270	102	397	75	107	199	26	#9	16	55	4	3	9	51	90	7	7	.363	.501	23
2012	Birmingham	.237	112	418	71	99	134	15	4	4	39	2	6	8	75	91	38	8	.359	.321	23
	Charlotte	.224	15	49	9	11	13	2	0	0	6	1	0	1	4	16	1	0	.296	.265	2
2013	Birmingham	.229	118	424	49	97	133	17	2	5	55	6	6	6	51	86	28	8	.316	.314	17
2014	Charlotte	.310	82	294	41	91	142	16	4	9	43	1	2	1	27	50	7	1	.367	.483	10
2015	Charlotte	.255	52	196	28	50	73	7	2	4	29	2	7	4	22	33	25	2	.332	.372	5
	WHITE SOX	.225	68	236	33	53	79	6	4	4	20	3	1	2	12	51	8	2	.267	.335	5
<b>MINOR TOTALS</b>		<b>.261</b>	<b>542</b>	<b>1991</b>	<b>320</b>	<b>520</b>	<b>787</b>	<b>100</b>	<b>22</b>	<b>41</b>	<b>251</b>	<b>21</b>	<b>28</b>	<b>34</b>	<b>257</b>	<b>422</b>	<b>111</b>	<b>30</b>	<b>.351</b>	<b>.395</b>	<b>84</b>
<b>MLB TOTALS</b>		<b>.225</b>	<b>68</b>	<b>236</b>	<b>33</b>	<b>53</b>	<b>79</b>	<b>6</b>	<b>4</b>	<b>4</b>	<b>20</b>	<b>3</b>	<b>1</b>	<b>2</b>	<b>12</b>	<b>51</b>	<b>8</b>	<b>2</b>	<b>.267</b>	<b>.335</b>	<b>5</b>

#Tied For League Lead

### CAREER TRANSACTIONS

- Selected by the White Sox in the seventh round of the First-Year Player Draft (6/10).
- On Class A Winston-Salem disabled list with a fractured left hand (4/8-5/11/11).
- On Class AAA Charlotte disabled list with torn ulnar collateral ligament in right elbow (7/14/14-remainder of season).


### CAREER FIELDING STATISTICS

POSITION	PCT	G	GS	TC	PO	A	E	DP	POSITION	PCT	G	GS	TC	PO	A	E	DP
Third Base	.970	60	53	166	39	122	5	6	Shortstop	1.000	11	7	24	11	13	0	2
First Base	1.000	1	0	3	3	0	0	0									

### CAREER GAME BESTS AND HOME RUN INFORMATION

**HITS** — 3 (3x, last 8/21/15 at Sea.) ... **HR** — 1 (4x, last 9/9/15 vs. Cle.) ... **RBI** — 2 (5x, last 9/4/15 at K.C.)  
**RUNS** — 3 (7/25/15 at Cle.) ... **SB** — 1 (8x, last 9/30/15 vs. K.C.) ... **HITTING STREAK** — 7 (2x, last 8/8-16/15)  
**GAME-ENDING HOME RUNS** — NONE ... **GRAND SLAMS** — NONE ... **MULTIHOMER GAMES** — NONE  
**PINCH HOME RUNS** — NONE ... **INSIDE-THE-PARK HOMERS** — NONE ... **LEADOFF HOME RUNS** — NONE





# CHRIS SALE

# 49

## LEFT-HANDED PITCHER

**Given Name:** Christopher Allen Sale

**Bats:** Left **Throws:** Left

**Height:** 6-6 **Weight:** 180

**Opening Day Age:** 27 (March 30, 1989)

**Birthplace/Residence:** Lakeland, Fla./Fort Myers, Fla.

**First Pro Contract:** White Sox.

**Soft Acquisition:** Selected in the first round (13th overall), June 2010 First-Year Player Draft.

**Major League Service:** Five years, 61 days.

**Contract Status:** Signed through 2017 (club options for 2018 and 2019).

### 2015 SEASON

■ Recorded an American League-best and franchise-record 274 strikeouts, breaking the previous mark of 269 set by Hall-of-Famer Ed Walsh in 1908 ... set the new Sox record in just 208.2 IP, compared to 464.0 for Walsh.

■ Walsh's 107-year old franchise record was the longest standing strikeout mark among existing franchises in the modern era (1901-) and was tied with Rube Waddell (1908 St. Louis Browns) for the third-oldest strikeout mark in combined franchise history, trailing only Christy Mathewson (1903 Giants) and Waddell (1904 Athletics).

■ His 274 strikeouts were the third-highest total by a major-league left-hander since 2004, trailing Clayton Kershaw (301 in 2015) and Randy Johnson (290 in 2004).

■ Became the first pitcher since Hall-of-Famer Pedro Martinez in 2002 to lead the AL in both strikeouts and strikeout-to-walk ratio (6.52).

■ Struck out 200-plus batters for the third consecutive season, joining Walsh (1910-12) as the only pitchers in Sox history to accomplish the feat ... recorded 200.0-plus IP and 30-plus starts for the second time in his career (also 2013).

■ His average of 11.92 strikeouts per 9.0 IP set a Sox record and was the highest in the majors since Johnson's 13.41 mark in 2001 ... his 6.51 strikeout-to-walk ratio (274 SO/42 BB) broke his own club record of 5.33 set in 2014.

■ Led the AL with an average of 107.2 pitches per start and ranked among the leaders in numerous other categories.

■ Struck out 10-plus batters 13 times, breaking his own franchise record of eight set in 2014 ... became the first pitcher since Randy Johnson in 2004 to record double-digit strikeouts 13 times in one season (STATS).

■ Was named to his fourth straight All-Star Team after going 8-4 with a 2.72 ERA (39 ER/119.1 IP) and 157 strikeouts in 17 starts before the break ... his 157 strikeouts were a club first-half record, breaking the mark of 143 set by Wilbur Wood in 1973.

■ Joined LHP Billy Pierce (1955-59) as the only pitchers in White Sox history to make at least four straight All-Star Teams ... did not pitch in the Midsummer Classic at Cincinnati.

■ Went 5-7 with a 4.33 ERA (43 ER/89.1 IP) and 117 strikeouts in 14 starts after the break.

■ Was 3-0 with a 1.20 ERA (4 ER/30.0 IP), 48 strikeouts and 16 hits allowed in four interleague starts, upping his career record to 6-0 with a 1.87 ERA (19 ER/91.2 IP) and 120 strikeouts in 19 games (11 starts) vs. the National League.

■ Sox went 16-15 in his starts ... 23 of his 31 starts (74.2 percent) were quality ... lasted at least 7.0 IP 20 times.

■ Left-handers batted .250 (32-128), up from his .165 average in 2014 and his career mark of .194 entering the season.

■ Went 1-4 with a 7.36 ERA (27 ER/33.0 IP) and .319 (46-144) opponents average in six starts vs. Minnesota, compared to 12-7 with a 2.66 ERA (52 ER/175.2 IP) and .214 (139-650) opponents average vs. the rest of baseball.

### WHITE SOX ALL-TIME STRIKEOUT LEADERS

Pitcher	Year	SO
Chris Sale	2015	274
Ed Walsh	1908	269
Ed Walsh	1910	258
Ed Walsh	1911	255
Ed Walsh	1912	254

### MOST 10-PLUS SO GAMES, SOX HISTORY

Pitcher	GS	No.
Chris Sale	116	31
Ed Walsh	312	17
Juan Pizarro	145	15
Javier Vazquez	97	13
Alex Fernandez	197	12

### MOST 12-PLUS SO GAMES, SOX HISTORY

Pitcher	GS	No.
Chris Sale	116	18
Juan Pizarro	145	6
Javier Vazquez	97	4
Jason Bere	101	4
Billy Pierce	390	4

### MOST 12-PLUS SO GAMES SINCE 2012

Pitcher	GS	No.
Chris Sale	116	18
Clayton Kershaw	126	10
Max Scherzer	130	10
Yu Darvish	83	8
Corey Kluber	104	8

### SALE AMONG AL LEADERS IN 2015

Category	Rank	No.
Strikeouts	1st	274
SO/9.0 IP	1st	11.82
SO/BB	1st	6.52
Pitches/Game	1st	107.2
BB/9.0 IP	2nd	1.81
Quality Starts	5th	23
Pitches Thron	6th	3,323
Innings	7th	208.2
WHIP	7th	1.09
Opp. OBP	7th	.282
Opp. OPS	7th	.649
BR/9.0 IP	7th	10.35
Opp. SLG	8th	.368
ERA	10th	3.41

### SALE AMONG MLB LEADERS, 2012-15

Category	Rank	No.
Strikeouts	3rd	900
SO/BB	3rd	5.06
SO/9.0 IP	4th	10.27
WHIP	5th	1.07
Pitches/Game	5th	105.5
CG	7th	8
ERA	8th	2.95
Opp. OPS	8th	.631
Opp. Avg.	9th	.227
Opp. OBP	9th	.280
Quality Starts	10th	86

■ Missed spring training and began the season on the disabled list with an avulsion fracture of his right foot suffered on 2/27 ... was reinstated on 4/12 and made his debut that day vs. Minnesota, allowing one run with eight strikeouts over 6.0 IP.

■ Went 2-1 with a 5.93 ERA (18 ER/27.1 IP) over his first five starts and 6-3 with a 1.76 ERA (18 ER/92.0 IP) and 131 strikeouts over his next 12 starts leading into the All-Star Break.

■ Was suspended five games by Major League Baseball for his role in a benches-clearing altercation on 4/23 vs. Kansas City (served from 5/7-11) ... his two strikeouts against the Royals were his lowest total in 88 career starts.

■ Allowed a career-high nine runs (eight earned) on nine hits over 3.0 IP on 4/30 at Minnesota, the shortest non rain-shortened start of his career.

■ Recorded the first of his club-record 13 double-digit strikeout games on 5/12 at Milwaukee, fanning 11 over 8.0 IP ... posted a no decision on 5/18 vs. Cleveland despite allowing just one run on four hits over 8.0 IP.

- Struck out 10-plus batters in eight straight starts from 5/23-6/30, tied with Pedro Martinez (8/19-9/27/99 with Boston) for the longest streak in major-league history (Elias) ... fanned 12-plus batters in five straight starts from 5/28-6/19, joining Martinez and Randy Johnson as the only pitchers to accomplish that feat.
- Recorded three straight starts of 12-plus strikeouts with one or no runs allowed from 5/28-6/8, joining Hall-of-Famer Sandy Koufax as the only major-league pitchers since 1900 to accomplish that feat (Elias).
- Became the first pitcher since 1900 to record 10-plus strikeouts in four straight starts (5/23-6/8) while increasing his total in each outing (Elias).
- Struck out at least one batter in 38 straight innings from 5/28-6/24, the longest streak in the majors since Johan Santana (39) in 2002 (Elias).
- Threw 100-plus pitches in 15 straight starts from 5/6-7/25 ... threw 22.2 straight scoreless IP from 5/23-6/8, the second-longest streak of his career (28.0, 5/6-6/2/13).
- Struck out 12-plus batters with no runs allowed in back-to-back starts on 5/28-1 at Baltimore and 6/3 at Texas ... joined Chan Ho Park (2000), Hideo Nomo (1995), Roger Clemens (1987), Nolan Ryan (1978) and Sandy Koufax (1965) as the only pitchers since 1965 to accomplish that feat.
- Recorded his fifth career game with no walks and 10 or more strikeouts on 5/28-1 at Batimore.
- Was named AL Pitcher of the Month for June after going 2-2 with a 1.83 ERA (9 ER/44.1 IP) and 75 strikeouts in six starts ... it was his second career monthly honor (May 2012).
- His 75 strikeouts broke Juan Pizarro's franchise monthly record of 61 set in August 1961 and were the most in the major leagues since Nolan Ryan set the modern-day record of 87 with California in June 1977.
- Sale, Sandy Koufax (76 in May 1965), Sam McDowell (76 in May 1968) and Ryan (five different months) are the only pitchers in the last 100 years to record 75-plus strikeouts in a single month (STATS LLC).
- His average of 15.23 strikeouts per 9.0 IP was the third-highest monthly total in major-league history behind Hall-of-Famer Randy Johnson (15.79 in July 2001) and Kerry Wood (15.43 in May 1998).
- Earned his 50th career victory on 6/8 vs. Houston, allowing one run with 14 strikeouts over 8.0 IP.
- Posted a no decision on 6/19 vs. Texas despite allowing just two singles with no walks and 14 strikeouts over 8.0 scoreless IP ... recorded the 34th game in major-league history and first in White Sox history with 14 or more strikeouts and no walks ... retired the first 17 batters.
- The Sox became the fourth team in major-league history to lose a game despite having a starting pitcher throw 8.0-plus scoreless IP with 14 or more strikeouts (Elias).
- Struck out 10 batters in a loss on 6/24 at Minnesota, the seventh time since 2012 that he has struck out 10 or more batters in a losing effort.

SALE'S 10-PLUS STRIKEOUT GAMES (31)					
Date	Opp.	SO	Date	Opp.	SO
9/1/15	at Min.	10	7/26/14	at Min.	12
8/21/15	at Sea.	14	7/4/14	vs. Sea.	12
8/16/15	vs. Cubs	15	6/12/14	vs. Det.	10
7/11/15	at Cubs	10	5/22/14	vs. NYY	10
6/30/15	at STL	12	4/17/14	vs. Bos.	10
6/24/15	at Min.	10	8/28/13	vs. Hou.	12
6/19/15	vs. Tex.	14	7/22/13	at Det.	11
6/14/15	at T.B.	12	6/30/13	vs. Cle.	10
6/8/15	vs. Hou.	14	6/25/13	vs. NYN	13
6/3/15	at Tex.	13	6/14/13	at Hou.	14
5/28-1/15	at Bal.	12	5/17/13	at LAA	12
5/23/15	vs. Min.	10	8/22/12	vs. NYY	13
5/12/15	at Mil.	11	8/12/12	vs. Oak.	11
9/24/14	at Det.	10	5/28/12	at T.B.	15
8/30-1/14	vs. Det.	13	4/20/12	at Sea.	11
8/12/14	at S.F.	12			

- Posted a no decision on 6/30 at St. Louis despite allowing one run on six hits with 12 strikeouts over 8.0 IP in his 100th career start ... collected his only career hit in the third inning, a single off Lance Lynn.
- Went 46-30 with a 2.81 ERA (213 ER/682.2 IP) and 766 strikeouts through his first 100 career starts (Elias) ... his 766 strikeouts were the most in major-league history by a pitcher through his first 100 starts, ahead of Tim Lincecum (755) and Dwight Gooden (749) ... according to STATS LLC, his 2.81 ERA was the third-best mark in Sox history after 100 starts behind Red Faber (2.25) and Gary Peters (2.61).
- Registered his eighth career complete game on 7/6 vs. Toronto ... pitching opposite Mark Buehrle, who also went the distance, the game lasted 1:54, the fastest in the majors since Kansas City at Tampa Bay on 8/9/11 (1:53).
- Struck out a franchise-record 29 batters in back-to-back starts on 8/21-26, fanning 14 on 8/21 at Seattle after matching his career high with 15 on 8/16 vs. the Cubs.
- Became the fifth left-hander in major-league history to record at least 15 strikeouts with one or no hits allowed on 8/16 vs. the Cubs, joining Randy Johnson (four), Clayton Kershaw, Jon Lester and Warren Spahn (one each).
- Lost four consecutive starts from 9/7-24, posting a 4.88 ERA (13 ER/24.0 IP).
- Recorded his 1,000th career strikeout (Chris Young) in the fourth inning on 9/24 at New York-AL, becoming the fifth-fastest pitcher (872.0 IP) in major-league history to reach that milestone ... only Billy Wagner (757.2 IP), Octavio Dotel (820.1), Francisco Rodriguez (827.1) and Kerry Wood (853.0) reached 1,000 strikeouts in fewer IP than Sale (Elias).
- Ended his four-game losing streak in his final start on 10/2 vs. Detroit (1 ER/7.0 IP) ... recorded his 270th strikeout (James McCann) in the second inning to break Walsh's 107-year-old club record.

**CAREER HIGHLIGHTS**

- Finished in the Top-6 of the American League Cy Young voting each season from 2012-15.
- Is a four-time AL All-Star (2012-15) ... is the first White Sox pitcher to make four straight All-Star Games since Billy Pierce (1955-59) ... was the winning pitcher at the 2013 Midsummer Classic at New York's Citi Field, throwing 2.0 scoreless IP.
- Has struck out 10 or more batters a franchise-record 32 times in 116 career starts (27.6 percent), 15 more than Hall-of-Famer Ed Walsh (312 starts), and 12-plus batters a franchise-record 18 times, the most in the major leagues since 2012.
- Has recorded 10 or more strikeouts with no walks a franchise-record six times, two more than Juan Pizarro in 145 starts.
- Owns six of the Top 11 strikeout games in franchise history.
- Has struck out 10 or more batters in a losing effort seven times since 2012.



### SALE ON THE WHITE SOX LEADERBOARD

Pitcher, Year	SO	Pitcher, Year	SO/BB
<b>Chris Sale, 2015</b>	<b>274</b>	<b>Chris Sale, 2015</b>	<b>6.52</b>
Ed Walsh, 1908	269	<b>Chris Sale, 2014</b>	<b>5.33</b>
Ed Walsh, 1910	258	<b>Chris Sale, 2013</b>	<b>4.91</b>
Ed Walsh, 1911	255	Ed Walsh, 1908	4.80
Ed Walsh, 1912	254	LaMarr Hoyt, 1983	4.77
<b>Chris Sale, 2013</b>	<b>226</b>	Javier Vazquez, 2007	4.26
Gary Peters, 1967	215	Ed Walsh, 1910	4.23
Javier Vazquez, 2007	213	<b>Jose Quintana, 2015</b>	<b>4.02</b>
Wilbur Wood, 1971	210	Jake Peavy, 2012	3.96
Tom Bradley, 1972	209	<b>Chris Sale, 2012</b>	<b>3.76</b>
Pitcher, Year	SO/9.0 IP	Pitcher, Year	AVG
<b>Chris Sale, 2015</b>	<b>11.82</b>	Ed Walsh, 1910	.187
<b>Chris Sale, 2014</b>	<b>10.76</b>	Joel Horlen, 1964	.190
<b>Chris Sale, 2013</b>	<b>9.49</b>	Gary Peters, 1967	.199
<b>Chris Sale, 2012</b>	<b>9.00</b>	Ed Walsh, 1908	.203
Javier Vazquez, 2007	8.85	Ed Walsh, 1909	.203
Puan Pizarro, 1961	8.69	Joel Horlen, 1967	.205
Javier Vazquez, 2008	8.64	<b>Chris Sale, 2014</b>	<b>.205</b>
Floyd Bannister, 1985	8.46	Eddie Fisher, 1965	.205
Esteban Loaiza, 2003	8.23	Tommy John, 1968	.212
Javier Vazquez, 2006	8.17	Gary Peters, 1966	.212

- Has fanned 899 batters through his first 116 career starts, which, according to Elias, is the most in Sox history and most among active pitchers (Tim Lincecum is second with 855).
- His 708 combined strikeouts in 2013-15 are the most by a White Sox pitcher in back-to-back seasons since Walsh (767) from 1910-12.
- Has allowed one or no runs in 47 of his 116 career starts (40.5 percent), including 19 scoreless outings.
- Has limited left-handers to a .198 (117-590) average in four seasons as a starter, the third-lowest mark in the major leagues behind Clayton Kershaw (.186) and Drew Smyly (.188).
- Lefties are hitting .204 (151-741) with a .262 on-base percentage and three home runs in his career ... Brennan Boesch (two) and Travis Hafner (one) are the only lefties to homer off Sale ... Boesch (9/2/12 at Comerica Park) is the last lefty to homer off Sale, who has faced 472 lefties since then.
- Has gone 33-19 with a 2.81 ERA (148 ER/473.2 IP) and 534 strikeouts in 102 career games (61 starts) at home ... is 31-18 with a 2.72 ERA (128 ER/424.0 IP) and 474 strikeouts in 61 career starts (47 quality) at home.
- Is 32-15 with a 2.49 ERA (121 ER/437.0 IP) and 488 strikeouts in 63 games (62 starts) in the first half since 2012 ... his 2.49 ERA ranks third in the major leagues behind Kershaw (2.39) and Sonny Gray (2.40).
- Is 3-1 with a 0.56 ERA (2 ER/32.0 IP) and 47 strikeouts in four starts vs. Houston, 4-0 with a 1.73 ERA (7 ER/36.1 IP) and 39 strikeouts in five starts vs. the Angels and 3-1 with a 1.31 ERA (6 ER/41.1 IP) and 50 strikeouts in six starts vs. the Yankees.

### 2014 SEASON

- Was a finalist for both the American League Cy Young Award and the Players Choice AL Outstanding Pitcher ... finished third in the Cy Young voting (78 points) behind Cleveland's Corey Kluber (169) and Seattle's Felix Hernandez (159).
- Narrowly missed becoming the first White Sox pitcher to lead the AL in ERA since Joel Horlen in 1967, finishing .03 behind Hernandez.
- His 2.17 ERA was the lowest by a Sox pitcher since Wilbur Wood (1.91) in 1971 and the lowest by an AL lefty since Ron Gidry (1.74) in 1978.
- Ranked among the AL leaders in almost every category (see box at right) despite missing a month of the season with a flexor muscle strain in his left elbow.
- Held opponents to a .205 average, the eighth-lowest mark in White Sox history and best since Gary Peters (.199) in 1967.

- Struck out 208 batters, joining Ed Walsh (1907-08, '10-12), Tom Bradley (1971-72) and Javier Vazquez (2007-08) as the only pitchers in franchise history to record 200 in back-to-back seasons ... his 208 strikeouts set a franchise-record by a White Sox pitcher through 26 starts of a season, seven more than the mark he set in 2013 (STATS LLC).
- Set franchise records with 10.76 strikeouts per 9.0 IP and a 5.33 strikeout-to-walk ratio, breaking the club marks of 9.49 and 4.91 he set in 2013.
- Was named to his third straight AL All-Star Team via the Final Vote after going 8-1 with a 2.08 ERA (22 ER/95.0 IP) and 102 strikeouts before the break ... became the first Sox pitcher to accomplish the feat since Jack McDowell from 1991-93.
- Recorded a franchise-record eight double-digit strikeout games, tied for third-most in the majors ... fanned 12-plus batters a major-league high four times, with a season best of 13.
- Limited left-handers to a .165 (20-121) average with two extra-base hits (both doubles), the second-lowest mark among AL starters behind Kansas City's Danny Duffy (.137) ... also ranked second in the AL behind Duffy in opponents OBP (.211), slugging (.182) and OPS (.393).
- Went 3-1 with a 1.93 ERA (16 ER/74.2 IP) in 11 starts on the road ... his 1.93 road ERA would have ranked fourth in the major leagues with the minimum IP.
- Was 9-3 with a 2.36 ERA (29 ER/99.1 IP), 129 strikeouts and two complete games in 15 starts at U.S. Cellular Field.
- Went 2-0 with a 1.57 ERA (4 ER/23.0 IP) and 28 strikeouts in three starts during interleague play, including a 1-0 record with a 1.93 ERA (3 ER/14.0 IP) and 19 strikeouts in two starts against the World Champion San Francisco Giants.
- Went 2-1 with a 1.77 ERA (9 ER/45.2 IP) and 50 strikeouts in seven starts vs. the AL East, including a 0.00 ERA (12.0 IP) with 17 strikeouts against the Yankees.
- Was 1-1 with a 2.25 ERA (5 ER/20.0 IP) and 33 strikeouts in three starts vs. Detroit, fanning 10 or more in all three starts.
- Limited opponents to a .152 (31-204) average through his first nine starts, the lowest mark by an AL pitcher since 1971, when Oakland's Vida Blue also held the opposition to a .152 mark.
- His 80.8 (21-26) quality start percentage ranked fifth in the major leagues and fourth in White Sox history.
- Sox went 15-11 in his starts ... five of his 10 no decisions resulted in starts when he left with the lead ... went 5-0 with eight no decisions when pitching after a Sox loss ... gave up five hits or less in 16 of his 26 starts ... opponents were 4-8 (50.0) in stolen-base attempts.
- Carried a no-hitter into the fourth inning in six straight starts from 4/17-6/12, including into the sixth on 4/17 vs. Boston and 5/22 vs. Yankees.
- Made his second straight Opening Day start on 3/31 vs. Kansas City (3 ER/7.1 IP) ... threw 8.0 scoreless IP in his next start on 4/6 at Kansas City.
- Allowed one hit with 10 strikeouts in back-to-back starts on 4/17 vs. Boston and 5/22 vs. the Yankees, joining R.A. Dickey (6/13-18/12) as the only pitchers in the modern era to accomplish that feat (Elias).
- Was on the disabled list for the first time in his career from 4/18-5/21 with a flexor muscle strain in his left arm ... made one rehab start for Class AAA Charlotte on 5/16-1 at Durham, allowing one hit with 11 strikeouts over 4.0 scoreless IP.
- Went the distance for the sixth time in his career on 6/1 vs. San Diego (28 batters faced) ... carried a three-hit shutout into the eighth inning on 6/7 at the Angels before giving up five runs without recording an out, including a grand slam to Mike Trout ... suffered his first loss on 6/12 vs. Detroit (1 ER/7.0 IP) ... did not issue a walk and struck out 10 ... allowed a career-high 11 hits over 6.0 IP on 6/23 at Baltimore.
- Posted a 0.85 ERA (3 ER/31.2 IP) in July, the fifth-lowest by a Sox pitcher in that month since at least 1914 ... recorded his seventh career complete game on 7/4 vs. Seattle and his fourth career start with no walks and 10-plus strikeouts.



- Gave up one run in back-to-back starts on 7/9 at Boston (7.2 IP) and 7/21 vs. Kansas City (7.0 IP) ... threw 8.0 scoreless IP with no walks and 12 strikeouts on 7/26 at Minnesota.
- His 56 strikeouts in August tied San Francisco's Madison Bumgarner for the major-league lead and tied Javier Vazquez (9/07) for the sixth-highest monthly total in franchise history.
- Posted a ND on 8/12 at San Francisco despite throwing 8.0 scoreless IP ... struck out a season-high 13 on 8/30-1 vs. Detroit ... fanned 10-plus for the 17th time in 81 career starts, tying the club record set by Ed Walsh (reached mark in 288th start).
- Struck out 10 batters over 6.0 IP on 9/24 at Detroit (ND).

**2013 SEASON**

- Was named to his second straight AL All-Star Team (chosen by manager Jim Leyland) in his second season as a starter.
- Established single-season franchise records in strikeouts per 9.0 IP (9.49) and strikeout-to-walk ratio (4.91) ... his 226 strikeouts ranked third in the AL and were the highest total by a lefty in White Sox history.
- Became the eighth Sox pitcher (third lefty) to strike out 200-plus batters in a season ... recorded 12 or more strikeouts four times to up his career total to six.
- Became the eighth Sox pitcher (15th time) to reach 200.0 IP and 200 strikeouts in a season and first since Javier Vazquez in 2007-08 ... became the fastest pitcher in franchise history to reach 200 strikeouts in a season (193.2 IP and 27 starts) and 500 career strikeouts (472.1 IP).
- His four complete games were the most by a Chicago lefty since Mark Buehrle in 2004 (also four) ... received a 3.19 run support average (76 RS), the third-lowest mark in the majors ... posted a 2.97 ERA at U.S. Cellular Field (40 ER/121.1 IP), the 10th-lowest mark in the AL ... his .215 opponent average (95-441) at home ranked sixth.
- Left-handers hit just .135 (20-148) with three-extra base hits (no home runs), the third-lowest average in the major-leagues behind Boston's Koji Uehara and Pittsburgh's Francisco Liriano ... opponents hit just .213 (94-442) in the first half.
- Worked at least 7.0 IP 23 times, going 10-8 with a 2.14 ERA (42 ER/176.1 IP) and a 3.42 RSA (67 RS) in those outings ... compiled a 28.0 scoreless IP streak from 5/6-6/2, the 11th-longest streak in franchise history and longest since Wilson Alvarez went 31.0 scoreless 9/11-27/93.
- Earned the victory in his first Opening Day start on 4/1 vs. Kansas City, throwing 7.2 scoreless IP ... surrendered eight runs in a loss on 4/13 at Cleveland.
- Went 4-0 with a 1.18 ERA (5 ER/38.0 IP) in five starts from 4/25-5/17 ... allowed two earned runs or less over 6.0-plus IP in seven consecutive starts from 4/18-6/2 ... recorded a major-league best 0.87 ERA (3 ER/31.0 IP) in May.
- Posted his first career shutout and second complete game on 5/12 vs. Los Angeles-AL, allowing one hit while facing 28 batters ... retired the first 19 batters faced, did not issue a walk and went to a three-ball count once.
- It was the 63rd one-hitter in Sox history ... according to the Elias Sports Bureau, he became the 12th pitcher in White Sox history to throw a shutout while allowing one hit with no walks or hit batters, and just the sixth since 1958 to equal those numbers when facing 27 or 28 batters.
- Joined St. Louis' Shelby Miller, Boston's Jon Lester and New York-NL's Matt Harvey as pitchers in May who worked 9.0 scoreless IP and allowed no more than one batter to reach base safely ... it was the first time in the modern era (since 1900) that four pitchers have accomplished the feat in a single month.
- Threw 7.2 scoreless IP in his next start on 5/17 at the Angels, allowing three hits with 12 strikeouts to extend his winning streak to four games ... improved to 10-0 lifetime vs. the AL West, joining Dock Ellis (1976-77) as the only pitchers in history to win his first 10 decisions vs. the division (STATS LLC).
- Was scratched from his scheduled start on 5/22 vs. Boston due to tendonitis in his left posterior shoulder ... suffered a

- career-high, six-game losing streak from 6/2-7/6 (seven starts) despite recording a 3.10 ERA (17 ER/49.1 IP) ... the 3.10 ERA was the lowest by a White Sox pitcher during a losing streak of six-plus games since Charlie Robertson in 1923 (six games, 2.64 ERA) ... the last pitcher in baseball to reach those marks was Orel Hershiser in 1989 (seven straight losses, 2.29 ERA).
- Suffered the loss on 6/14 at Houston despite throwing his third career complete game ... allowed one unearned run with 14 strikeouts over 8.0 IP ... became the third pitcher in the last 100 years to lose a game while striking out 14-plus and surrendering zero earned runs, joining the White Sox Jim Scott (6/22/1913) and Cleveland's Sam McDowell (7/6/68) ... the 14 strikeouts tied for the seventh-highest total in franchise history and were the second-most of his career (15 on 5/28/12 at Tampa Bay).
- Recorded 13 strikeouts over 8.0 IP in a no decision on 6/25 vs. the Mets ... became the first pitcher since Randy Johnson in 2004 to make two starts of 8.0-plus IP with 13-plus strikeouts without earning a win ... snapped his losing streak on 7/11 at Detroit (3 ER/6.2 IP).
- Earned the victory at the All-Star game on 7/16 at Citi Field ... worked 2.0 scoreless IP with two strikeouts (Carlos Gonzalez and Troy Tulowitzki) ... the victory was the seventh by a White Sox pitcher in the All-Star Game, the most among AL franchises and the second-most in baseball (San Francisco, 8).
- Surrendered just two earned runs over 8.0 IP in a loss on 7/22 vs. Detroit ... the loss was his third of the season when working at least 8.0 IP ... suffered the loss on 7/27 vs. Kansas City (1 ER) despite throwing his fourth career complete game.
- Allowed two runs in a complete-game victory on 8/12 vs. Detroit ... matched his career high by allowing eight earned runs over 7.0 IP on 8/23 vs. Texas (also 4/13/13 at Cleveland).
- Registered his sixth double-digit strikeout game of the season on 8/28 vs. Houston, allowing one run with 12 strikeouts over 8.0 IP ... recorded 12-plus strikeouts for the sixth time in his career, tying Pizarro and Ed Walsh for the club record.
- Earned his final win on 9/9 vs. Detroit (1 ER/8.0 IP) ... was charged with the loss in his 30th and final start on 9/27 vs. Kansas City.
- Agreed to terms on a five-year, \$32.5-million contract on 3/7, including club options for 2018 and 2019.

**2012 SEASON**

- Went 17-8 with a 3.05 ERA (65 ER/192.0 IP) and 192 strikeouts in his first professional season as a starting pitcher ... was selected to his first American League All-Star Team.
- Ranked among the AL leaders in ERA (4th), strikeouts/9.0 IP (4th, 9.0), wins (T4th), winning percentage (T5th, .680), opponents average (6th, .235) and on-base percentage (6th, .291), strikeout-to-walk ratio (8th, 3.76) and strikeouts (9th).
- His 192 strikeouts were the most by a Sox left-hander since Floyd Bannister in 1985 (198), and his 17 wins were the most since Buehrle in 2002 (19) ... his 9.0 strikeouts per 9.0 IP (1st) and 3.76 strikeout-to-walk ratio (6th) ranked among the single-season franchise leaders.
- Recorded 11 or more strikeouts four times, joining Ed Walsh (four in 1910) and Javier Vazquez (four in 2006) as the only players in White Sox history to accomplish the feat.
- Became the fifth White Sox pitcher to strike out 13-plus batters twice in one season (5/28 at Tampa Bay and 8/22 vs. the Yankees).
- Compiled an eight-game home winning streak from 5/24-9/8, tied for third-longest in franchise history.
- Went 11-3 (.786) following a Sox loss, tied with Philadelphia's Cole Hamels for the best mark in the majors.
- Was 9-3 with a 2.30 ERA (24 ER/94.0 IP) at home ... ranked among the AL home leaders in ERA (3rd), winning percentage (5th, .750), wins (T5th, 9) and opponents average (7th, .215).
- Was 10-2 with a 2.19 ERA (25 ER/102.2 IP) and a .198 (73-368) opponents average in the first half and 7-6 with a 4.03 mark (40 ER/89.1 IP) after the break.

- Made 19 quality starts and worked at least 7.0 IP 13 times ... lefties hit .233 (45-193) with two home runs while righties were at .236 (122-518) with 17 homers ... limited the opposition to a .169 (26-154) average with RISP.
- Was named AL Pitcher of the Month for May after going 4-1 with a 1.71 ERA (6 ER/31.2 IP), 35 strikeouts and a .181 (21-116) opponents average over six games (five starts) ... the award was his first career monthly honor.
- Allowed three runs or less over his first 11 starts, joining Gary Peters (16 starts, 1963), Cisco Carlos (13, 1967-68) and Fred Klages (12, 1966-67) as the only pitchers in franchise history to accomplish the feat.
- Went 6-0 with a 2.65 ERA (16 ER/54.1 IP) over his first nine road starts from 4/9-7/15.
- Earned the win in his first career start on 4/9 at Cleveland (1 ER/6.2 IP) ... struck out 11 over 6.1 IP in a victory on 4/20 at Seattle.
- Was moved to the bullpen on 5/4 after experiencing tenderness in his elbow ... suffered a blown save in his only relief outing on 5/8 at Cleveland (1 ER/1.0 IP) ... was moved back into the rotation on 5/12 and started that night vs. Kansas City (L, 3 ER/5.0 IP).
- Compiled an eight-game winning streak from 5/17-7/15, tied for the third-longest in the AL during the season and tied for the second-longest by a White Sox first-year starter since 1919 (STATS LLC).
- Allowed just one run on three hits with 15 strikeouts in a victory on 5/28 at Tampa Bay ... the 15 strikeouts tied for the second-most in franchise history (fifth time) and were the most by a Sox pitcher since Jack Harshman struck out a team-record 16 on 7/25/54 at Boston.
- Also set a Tropicana Field record for strikeouts, breaking the mark of 14 set by Boston's Pedro Martinez on 7/7/99 ... became the youngest AL pitcher (23 years, 59 days) to record 15 or more strikeouts since Cleveland's Greg Swindell (5/10/87) and the youngest in the majors since the Cubs' Mark Prior registered 16 on 6/26/03.
- Threw his first career complete game on 6/3 vs. Seattle, allowing two runs on five hits with eight strikeouts ... worked 8.0 scoreless IP in a victory on 6/9 vs. Houston.
- Posted a no decision on 6/22 vs. Milwaukee despite throwing 8.0 scoreless IP and registering his 200th career strikeout ... reached 200 career strikeouts in 182.2 IP, tied with Cole Hamels for the fourth-fewest IP to reach the mark among active pitchers (source: STATS LLC).
- Worked 1.0 scoreless IP at the All-Star Game on 7/10 in Kansas City ... his eight-game winning streak ended on 7/21 at Detroit (5 ER/7.0 IP).
- Struck out 11 over 6.2 IP in a victory on 8/12 vs. Oakland ... earned the win on 8/22 vs. the Yankees, allowing one run over 7.2 IP with 13 strikeouts.
- His eight-game home winning streak ended in his final start on 9/29 vs. Tampa Bay (5 ER/3.1 IP).

### 2011 SEASON

- Went 2-2 with a 2.79 ERA (22 ER/71.0 IP), eight saves, 16 holds and 79 strikeouts in his first full major-league season ... his 71.0 IP in relief led the team.
- Ranked among the AL relief leaders in IP (6th), strikeouts (6th), strikeouts per 9.0 IP (8th, 10.01) and inherited runners scored percent (8th, 18.4).
- Went 2-0 with a 3.47 ERA (14 ER/36.1 IP) in the first half and 0-2 with a 2.08 ERA (8 ER/34.2 IP) after the break ... posted a 1.66 ERA (10 ER/54.1 IP) over his final 41 outings, lowering his season mark from 6.48 to 2.79.
- Held right-handers to a .199 (27-136) average and lefties to a .208 (25-120) mark ... allowed 18.4 (7-38) percent of inherited runners to score ... first batters hit .273 (15-55).
- Recorded a 1.59 ERA (6 ER/34.0 IP) on the road and a 3.89 mark (16 ER/37.0 IP) at home.

- Threw 13.2 consecutive scoreless IP from 7/24-8/16 ... surrendered his first career home run to a lefty on 8/16 vs. Cleveland (Travis Hafner).
- His streak of eight straight saves converted ended in the season finale on 9/28 vs. Toronto.
- Entered the season ranked by *Baseball America* as the No. 1 Prospect in the White Sox organization ... also tabbed by the same publication as possessing the Best Fastball, Best Slider and Best Changeup among Sox prospects.

### 2010 SEASON

- Went 2-1 with a 1.93 ERA (5 ER/23.1 IP), four saves and 32 strikeouts in 21 relief appearances with the Sox ... converted all four save opportunities ... averaged 12.3 SO per 9.0 IP.
- Was the only player from the 2010 draft to play in the major leagues ... also became the first Sox pitcher to make his debut in the same year he was drafted since Alex Fernandez in 1990.
- His contract was purchased from Class AAA Charlotte on 8/4 ... did not retire either batter faced in his major-league debut on 8/6 at Baltimore ... made five straight scoreless appearances to begin his career before suffering the loss on 8/21-1 at Kansas City (1 ER/1.2 IP).
- Earned his first MLB save on 9/1 at Cleveland and first win on 9/6 at Detroit (2.2 scoreless IP) ... struck out four on 10/3 vs. Cleveland ... struck out 16 over his final 10 outings (12.1 IP).
- Was named *Sporting News* Minor League Rookie of the Year (players drafted in 2010) after going 0-0 with a 2.61 ERA (3 ER/10.1 IP) and 19 strikeouts in 11 relief outings between Class A Winston-Salem and Charlotte.
- Was listed by *Baseball America* as the No. 4 overall prospect in the 2010 draft and as possessing the Best Command and being the Second-Closest to the Majors among draft-eligible college players ... was recommended/signed by Jose Ortega.

### COMMUNITY INVOLVEMENT

- In 2015, participated in the Comer Teen Program, visited patients at Lurie Children's Hospital and hosted a Bear Necessities event at U.S. Cellular Field.
- Visited children at Lurie Children's Hospital in August 2014 ... joined teammates and their wives at the "Wild Pitches" comedy event benefitting White Sox Charities in June 2014.
- In 2013, visited Lurie Children's hospital, attended the Ronald McDonald House rooftop ribbon-cutting event, hosted families through the Make-A-Wish Foundation and participated in the "Wild Pitches" variety show benefitting White Sox charities.
- Participated in the Chicago White Sox Charities Celebrity Bowling Classic and played video games with troops serving overseas as part of the "Pros vs. G.I. Joes" event in 2011-12 ... visited and interacted with kids at the Bulls/SoxAcademy ... read to children at a local library during spring training in Glendale, Ariz. ... visited veterans at the Hines (Ill.) VA Hospital.

### MISCELLANEOUS/PERSONAL

- Married Brianne ... has one son: Rylan.
- Along with teammate Addison Reed, visited the MLB Fan Cave in June 2012.
- Attended Florida Gulf Coast University ... his uniform No. 41 was retired by the school on 1/31/15.
- Was named First-Team All-American in 2010 after going 11-0 with a 2.01 ERA (23 ER/103.0 IP), 14 walks and 146 strikeouts in 17 games (15 starts) ... ranked fourth among Division I pitchers in strikeouts, eighth in ERA and 13th in wins.
- Also was named the National Player of the Year by *Collegiate Baseball* and a semifinalist for the Golden Spikes Award, given annually to the nation's best amateur player.
- Was named by *Baseball America* as the No.1 Prospect in the Cape Cod League in 2009 after going 4-2 with a 1.47 ERA (9 ER/55.0 IP) and 57 strikeouts for Yarmouth-Dennis.
- Was selected by Colorado in the 21st round in 2007 ... graduated in 2007 from Lakeland (Fla.) High School.

### CAREER PLAYING RECORD

YEAR	CLUB	W-L	PCT	ERA	G	GS	CG	SHO	SV	IP	H	R	ER	HR	HB	BB-I	SO	WP	BK	AVG
2010	Winston-Salem	0-0	.000	2.25	4	0	0	0	0	4.0	3	2	1	0	0	2-0	4	0	0	.200
	Charlotte	0-0	.000	2.84	7	0	0	0	0	6.1	3	2	2	2	0	4-0	15	0	0	.136
	WHITE SOX	2-1	.667	1.93	21	0	0	0	4	23.1	15	5	5	2	0	10-0	32	1	0	.185
2011	WHITE SOX	2-2	.500	2.79	58	0	0	0	8	71.0	52	22	22	6	2	27-3	79	2	0	.203
2012	WHITE SOX	17-8	.680	3.05	30	29	1	0	0	192.0	167	66	65	19	6	51-5	192	6	0	.235
2013	WHITE SOX	11-14	.440	3.07	30	30	4	1	0	214.1	184	81	73	23	14	46-2	226	8	1	.230
2014	WHITE SOX	12-4	.750	2.17	26	26	2	0	0	174.0	129	48	42	13	11	39-2	208	3	0	.205
	Charlotte	0-0	.000	0.00	1	1	0	0	0	4.0	1	0	0	0	0	2-0	11	1	0	.077
2015	WHITE SOX	13-11	.542	3.41	31	31	1	0	0	208.2	185	88	79	23	13	42-0	*274	7	0	.233
<b>MINOR TOTALS</b>		<b>0-0</b>	<b>.000</b>	<b>1.88</b>	<b>12</b>	<b>1</b>	<b>0</b>	<b>0</b>	<b>0</b>	<b>14.1</b>	<b>7</b>	<b>4</b>	<b>3</b>	<b>2</b>	<b>0</b>	<b>8-0</b>	<b>30</b>	<b>1</b>	<b>0</b>	<b>.140</b>
<b>MLB TOTALS</b>		<b>57-40</b>	<b>.588</b>	<b>2.91</b>	<b>196</b>	<b>116</b>	<b>8</b>	<b>1</b>	<b>12</b>	<b>883.1</b>	<b>732</b>	<b>310</b>	<b>286</b>	<b>86</b>	<b>33</b>	<b>215-12</b>	<b>1011</b>	<b>27</b>	<b>1</b>	<b>.224</b>

\*Led League

### CAREER TRANSACTIONS

- Selected by White Sox in the first round (13th overall) of the First-Year Player Draft (6/10).
- On the White Sox disabled list with a flexor muscle strain in his left arm (4/18-5/22/14); included rehabilitation assignment to Class AAA Charlotte (5/15-22/14).

### CAREER PITCHING BREAKDOWN

- Quality Starts** — Career: 86; 2015: 23; 2014: 21; 2013: 23; 2012: 19.  
**Club Record As A Starter** — Career: 63-53; 2015: 16-15; 2014: 15-11; 2013: 14-16; 2012: 18-11.  
**Starts Lasting At Least 6.0/7.0/8.0 IP** — Career: 97/70/28; 2015: 26/20/7; 2014: 23/14/6; 2013: 25/23/9; 2012: 23/13/6  
**Save Pct.** — Career: 12-15 (80.0); 2012: 0-1 (0.0); 2011: 8-10 (80.0); 2010: 4-4 (100.0).  
**Holds** — Career: 18; 2012: 0; 2011: 16; 2010: 2.  
**Inherited Runners/Scored** — Career: 53-12 (22.6); 2012: 2-2 (100.0); 2011: 38-7 (18.4); 2010: 13-3 (23.1).  
**First Batter Efficiency** — Career: 17-75 (.227); 2012: 0-1 (.000); 2011: 15-55 (.273); 2010: 2-19 (.105).

### CAREER FIELDING STATISTICS


POSITION	PCT	G	GS	TC	PO	A	E	DP
Pitcher	.975	196	116	121	29	89	3	3

### ALL-STAR GAME RECORD

YEAR	CLUB	W-L	PCT	ERA	G	GS	CG	SHO	SV	IP	H	R	ER	HR	HB	BB-I	SO	WP	BK	AVG
2012	A.L., Kansas City	0-0	.000	0.00	1	0	0	0	0	1.0	2	0	0	0	0	0-0	1	0	0	.400
2013	A.L., New York-NL	1-0	1.000	0.00	1	0	0	0	0	2.0	0	0	0	0	0	0-0	2	0	0	.000
2014	A.L., Minnesota	0-0	.000	9.00	1	0	0	0	0	1.0	1	1	1	0	1	0-0	1	0	0	.250
2015	A.L., Cincinnati	DID NOT PITCH																		
<b>TOTALS</b>		<b>1-0</b>	<b>1.000</b>	<b>2.25</b>	<b>3</b>	<b>0</b>	<b>0</b>	<b>0</b>	<b>0</b>	<b>4.0</b>	<b>3</b>	<b>1</b>	<b>1</b>	<b>0</b>	<b>1</b>	<b>0-0</b>	<b>4</b>	<b>0</b>	<b>0</b>	<b>.200</b>

### CAREER GAME BESTS AS STARTER

- STRIKEOUTS** — 15 (2x, last 8/16/15 vs. Cubs, 7.0 IP) ... **IP** — 9.0 (7x, last 7/6/15 vs. Tor.) ... **CG** — 8 (last 7/6/15 vs. Tor.)  
**SHO** — 1 (5/10/13 vs. LAA) ... **WIN STREAK** — 8 (5/17-7/15/12) ... **CONSEC. SCORELESS IP** — 28.0 (5/6-6/2/13)



Chris Sale recorded his 270th strikeout of the season (James McCann) on October 2, 2015 vs. Detroit, breaking the franchise record of 269 set in 1908 by Hall-of-Famer Ed Walsh. Sale finished the season with 274 strikeouts.



# CARLOS SANCHEZ

# 5

## INFIELDER

**Given Name:** Yolmer Carlos Sanchez

**Bats:** Switch

**Throws:** Right

**Height:** 5-11

**Weight:** 195

**Opening Day Age:** 23 (June 29, 1992)

**Birthplace/Residence:** Maracay, Venezuela

**First Pro Contract:** White Sox.

**Sox Acquisition:** Signed as a free agent, May 6, 2009.

**Major League Service:** One year, 23 days.

**Contract Status:** Signed through 2016.

### 2015 SEASON

■ **AL Rookie Leaders:** 1st-2B (23); 5th-G (120); 8th-H (87); 11th-XBH (29); 11th-TB (127).

■ Spent most of the season with the White Sox, appearing in 120 games and making his first career Opening Day roster.

■ Made 112 starts at second base, recording a .990 fielding mark (5 E/502 TC) ... ranked third among American League second basemen in fielding percentage behind Houston's Jose Altuve (.993) and Seattle's Robinson Cano (.991).

■ Hit four home runs with 22 RBI vs. right-handers, compared to one homer and nine RBI vs. left-handers ... was 4-9 (.444) with 12 RBI with the bases loaded.

■ Hit .252 (57-226) with five homers and 20 RBI in the second half, compared to .184/0 HR/11 RBI before the break ... recorded a monthly best .323 (30-93) average in July.

■ Went 2-3 in his season debut on 4/8 at Kansas City and was optioned to Class AAA Charlotte on 4/11 ... was recalled on 5/15 and went 1-4 that night at Oakland.

■ Connected on his first career game-ending hit on 5/18 vs. Cleveland, a 10th-inning single.

■ Recorded his first multiRBI game of 2015 on 6/3 vs. Texas ... gave Chicago an 8-5 lead with a three-run triple in the 11th inning on 6/25 at Detroit ... the Sox held on for an 8-7 win.

■ Made a diving catch at second base to end the White Sox 1-0 win on 7/10 at Wrigley Field.

■ Recorded a career-high, 12-game hitting streak from 7/17-29, batting .435 (20-46) with five doubles, two home runs, three RBI and a 1.132 OPS (six multihit efforts).

■ Connected on his first major-league homer on 7/25 at Cleveland, a 404-foot shot off Carlos Carrasco ... hit his second in the next game on 7/26 at Progressive Field.

■ Hit his first home run in Chicago on 8/3 vs. Tampa Bay ... drove in a career-high four runs on 8/21 at Seattle.

■ Connected on a two-run home run on 9/16 vs. Oakland and a solo shot as part of a three-hit effort on 9/21-1 at Detroit.

■ Opened the season with a 13-game hitting streak ... recorded six straight multihit efforts from 4/29-5/5.

■ Batted .375 (15-40) vs. lefties and .433 (29-67) at home.

■ Was named International League Player of the Week for the periods of 4/13-19 and 4/27-5/3.

### 2014 SEASON

■ Spent most of the season with Charlotte but also appeared in 28 games with the White Sox.

■ Started 27 games at second base with the Sox ... hit .364 (12-33) vs. left-handers (.194 vs. righties) ... owned a .992 fielding percentage (1 E/128 TC).

■ Was recalled from Charlotte on 7/13 and made his major-league debut that afternoon at Cleveland as the starting shortstop (went 0-5) ... was optioned back to Charlotte on 7/19.

■ Was recalled from the Knights on 8/22 and spent the rest of the season with the Sox.

■ His 16 hits through 12 career games were the most by a White Sox player since Craig Wilson (21 hits) in 1998.

■ Recorded his first major-league hit (off Shane Greene) as part of a three-hit effort on 8/22 at the Yankees ... became the first White Sox to register a three-hit game within his first two career contests since Brian Simmons and Wilson in 1998.

■ Picked up his first extra-base hit (double) and RBI on 8/23 at Yankee Stadium ... hit safely in five straight games from 8/22-27 (.381, 8-21) and 8/29-9/2 (.381, 8-21) ... recorded his second three-hit game on 9/2 at Minnesota.

■ Tied for fifth in the International League with six triples ... led Charlotte in triples and stolen bases (16) and ranked second in hits (160) and total bases (180).

■ Ranked among the White Sox organizational leaders in triples (T6th) and hits (7th).

■ Appeared in 64 games at second base, 44 at shortstop, two at third and one at DH with the Knights.

■ Posted three hitting streaks of 10-plus games: 4/26-5/8 (.310, 13-42), 5/16-26 (.381, 16-42) and 7/25-8/13 (.410, 16-39).

■ Registered three straight multiRBI efforts from 5/23-25 ... went 4-5 with a homer and two RBI on 5/25 vs. Indianapolis.

■ Drove in three runs in back-to-back games on 5/28-29 ... his five RBI on 7/27 at Louisville were a season high ... recorded an RBI in four straight games from 8/9-13.

■ Played in 38 games for Tiburones in the Venezuelan Winter League, batting .265 (41-155) with nine doubles and 15 RBI.

### 2013 SEASON

■ Spent the season with Charlotte, appearing in 61 games (60 starts) at second base and 52 (51) at shortstop.

■ Was disabled from 8/8-26 with a sprained right ankle.

■ Was named Venezuelan Winter League Rookie of the Year after batting .358 (77-221) with 10 doubles, four triples, 31 RBI, 48 runs scored and a .428 OBP in 58 games with La Guaira.

■ Entered the season ranked by *Baseball America* as the No. 3 Prospect, Best Hitter for Average and Best Defensive Infielder in the White Sox system.





## 2012 SEASON

- Finished the season ranked by *Baseball America* as the Best Defensive Second Baseman in the Carolina League.
- Split time between Class A Winston-Salem, Class AA Birmingham and Charlotte, hitting a combined .323 (169-523) with 25 doubles, seven triples, 56 RBI and 79 runs scored over 133 games.
- Led all White Sox farmhands in average and hits, tied for third in triples, ranked fourth in stolen bases (26), sixth in total bases (211) and tied for sixth in on-base percentage (.378).
- Tied for the CL lead in average (.315) and ranked fifth in on-base percentage (.374) during his time with Winston-Salem ... was named to the CL postseason All-Star Team.
- Appeared in 68 games at shortstop, 59 at second base, four at third and one as the designated hitter.
- Reached base in a CL-leading 37 straight games from 5/24-7/2, hitting .336 (50-149) with 16 RBI and 27 runs scored.
- Posted a 13-game hitting streak from 5/24-6/4 (.400).
- Was promoted to Birmingham on 7/21, where he batted .370 (44-119) in 30 games ... was promoted to Charlotte on 8/22, where he finished the season.
- Appeared in seven games for the Knights in the International League playoffs, going 4-23 (.174) with two RBI.

## 2011 SEASON

- Combined to hit .286 (80-280) with 11 doubles, 30 RBI and 48 runs scored over 68 games between Advanced Rookie Bristol and Class A Kannapolis.
- Batted .354 (28-79) vs. left-handers ... compiled a 10-game hitting streak from 8/10-20 (.380, 16-42) and an 11-game streak from 8/26-9/5 (.319, 15-47).
- Went 3-6 with a triple and four RBI on 8/18 at Rome.

## 2010 SEASON

- Spent the season with the Dominican Summer League Sox ... hit .389 (31-84) with 13 RBI at home ... posted a .346 average (18-52) in July.

## 2009 SEASON

- Made his pro debut with the DSL White Sox, appearing in 11 games at shortstop, seven at second base and one at third.
- Was recommended and signed by Amador Arias.

## COMMUNITY INVOLVEMENT

- In 2015, visited patients at Comer Children's Hospital and attended a meet and greet at Brookfield Zoo.

## MISCELLANEOUS/PERSONAL

- Married Moralis ... has one son: Noah ... is a graduate of Ayacucho High School in Maracay, Venezuela.
- Twitter: @CarlosSan29.

## CAREER PLAYING RECORD

YEAR	CLUB	AVG	G	AB	R	H	TB	2B	3B	HR	RBI	SH	SF	HB	BB	SO	SB	CS	OBP	SLG	E
2009	DSL White Sox	.156	22	32	7	5	5	0	0	0	0	1	0	1	8	10	1	0	.341	.156	0
2010	DSL White Sox	.269	52	156	26	42	54	5	2	1	18	1	1	4	41	26	7	3	.431	.346	8
2011	Bristol	.250	5	16	4	4	5	1	0	0	3	0	0	3	5	2	1	2	.500	.313	0
	Kannapolis	.288	63	264	44	76	91	10	1	1	27	7	1	7	15	49	7	8	.341	.345	7
2012	Winston-Salem	#.315	92	365	58	115	144	14	6	1	42	7	6	7	31	64	19	10	.374	.395	14
	Birmingham	.370	30	119	17	44	55	9	1	0	13	1	2	10	22	7	5	.424	.462	2	
	Charlotte	.256	11	39	4	10	12	2	0	0	1	0	0	0	6	0	0	.256	.308	0	
2013	Charlotte	.241	112	432	50	104	128	20	2	0	28	11	3	4	29	76	16	7	.293	.296	17
2014	Charlotte	.293	110	437	60	128	180	19	6	7	57	10	6	5	36	84	16	4	.349	.412	10
	WHITE SOX	.250	28	100	6	25	30	5	0	0	5	0	1	0	3	25	1	1	.269	.300	1
2015	WHITE SOX	.224	120	389	40	87	127	23	1	5	31	6	1	5	19	81	2	2	.268	.326	5
	Charlotte	.344	29	131	17	45	61	10	0	2	17	1	0	1	4	28	5	2	.368	.466	3
<b>MINOR TOTALS</b>		<b>.288</b>	<b>526</b>	<b>1991</b>	<b>287</b>	<b>573</b>	<b>735</b>	<b>90</b>	<b>18</b>	<b>12</b>	<b>209</b>	<b>39</b>	<b>18</b>	<b>34</b>	<b>179</b>	<b>367</b>	<b>79</b>	<b>41</b>	<b>.354</b>	<b>.369</b>	<b>61</b>
<b>MLB TOTALS</b>		<b>.229</b>	<b>148</b>	<b>489</b>	<b>46</b>	<b>112</b>	<b>157</b>	<b>28</b>	<b>1</b>	<b>5</b>	<b>36</b>	<b>6</b>	<b>2</b>	<b>5</b>	<b>22</b>	<b>106</b>	<b>3</b>	<b>3</b>	<b>.268</b>	<b>.321</b>	<b>6</b>

#Tied For League Lead

## CAREER TRANSACTIONS

- Signed by the White Sox as a free agent (5/6/09).
- On Class AAA Charlotte disabled list with a sprained right ankle (8/8-26/13).

## CAREER FIELDING STATISTICS

POSITION	PCT	G	GS	TC	PO	A	E	DP	POSITION	PCT	G	GS	TC	PO	A	E	DP
Second Base	.990	144	138	624	278	340	6	101	Shortstop	1.000	1	1	6	1	5	0	0

## CAREER GAME BESTS AND HOME RUN INFORMATION

**HITS** — 3 (5x, last 9/21-1/15 at Det.) ... **HR** — 1 (5x, last 9/21-1/15 at Det.) ... **RBI** — 4 (8/21/15 at Sea.)


**RUNS** — 2 (7x, last 9/29/15 vs. K.C.) ... **SB** — 1 (3x, last 9/8/15 vs. Cle.) ... **HITTING STREAK** — 12 games (7/17-2-29/15)

**GAME-ENDING HOME RUNS** — NONE ... **GRAND SLAMS** — NONE ... **MULTIHR GAMES** — NONE

**PINCH HOME RUNS** — NONE ... **INSIDE-THE-PARK HOMERS** — NONE ... **LEADOFF HOME RUNS** — NONE

## Brothers to Play For The White Sox

Players	Years	Players	Years
Frank and Robert Roth	1906/1914-15	Nyls and Chris Nyman	1974-77/1982-83
Homer and Ted Blankenship	1922-23/1922-30	Jeff and Danny Darwin	1996-97/1997
Bob and Ed Weiland	1928-31/1940, '42	Sandy and Roberto Alomar	2001-04, '06/2003-04
Jim and Denny O'Toole	1967/1969-73	John and Jordan Danks	2007-2012-14
Dick and Hank Allen	1972-74/1972-73		



# HECTOR SANCHEZ

# 29

**CATCHER**
**NON-ROSTER INVITEE**
**Given Name:** Hector Enrique Sanchez

**Bats:** Switch

**Throws:** Right

**Height:** 6-0

**Weight:** 235

**Opening Day Age:** 26 (November 17, 1989)

**Birthplace/Residence:** Maracay, Venezuela

**First Pro Contract:** San Francisco Giants, signed as a free agent, July 12, 2006.

**Sox Acquisition:** Signed as a free agent, December 22, 2015.

**Major League Service:** Three years, 98 days.

**Contract Status:** Signed through 2016.

## 2015 SEASON

- Made his fourth Opening Day roster with San Francisco, appearing in 28 games.
- Was optioned to Class AAA Sacramento on 5/16 to make room for outfielder Hunter Pence on the active roster ... appeared in just 18 games (four starts) before being optioned.
- Was recalled from Sacramento on 7/19 ... connected on his second career grand slam on 7/21 at San Diego.
- Left the game on 9/5 at Colorado and missed the remainder of the season with a sprained left ankle, strained left hamstring and left mid-foot sprain.
- Played in 37 games with the River Cats, hitting .273 (38-139) with four homers and 14 RBI ... left the game on 7/2 vs. Salt Lake City after taking three foul tips off the mask ... missed two weeks with concussion symptoms.

## 2014 SEASON

- Appeared in just 66 games with the Giants due to suffering concussions in July and August.
- Started 33 games at catcher and one at first base ... threw out 22.6 percent (9-40) of attempted basestealers.
- Recorded his first career two-homer game, including his first grand slam, and drove in a career-high five RBI on 4/23 at Colorado ... his 11th-inning slam gave the Giants a 12-8 lead.
- Became just the sixth Giants player since the franchise moved to San Francisco in 1958 to hit an extra-inning grand slam, joining Willie Mays (1967), Jack Hiatt (1969), Jeffrey Leonard (1983), Greg Litton (1992), and A.J. Pierzynski (2004).
- Made his first career start at first base on 5/13 vs. Atlanta.
- Caught Tim Lincecum's no-hitter on 6/25 vs. San Diego ... joined Miguel Montero (Arizona 2010) and Jesus Montero (Seattle 2012) as the only Venezuelan-born players to catch a no-hitter in the major leagues.
- Was placed on the seven-day concussion list on 7/26 after taking a foul ball off the mask the night before.
- Was diagnosed with a second concussion on 8/16 after taking another foul tip off the mask ... was returned from the rehab assignment on 8/19 and transferred to the 60-day DL on 9/1.
- Appeared in 18 games with La Guaira in the VWL.

## 2013 SEASON

- Appeared in 63 games over three stints with the Giants ... made his second consecutive Opening Day roster.
- Started 25 games at catcher and one as the DH.
- Hit .341 (14-41) with one homer and nine RBI vs. lefties.
- Threw out 5-26 (19.2 percent) of attempted basestealers.
- Was on the disabled list from 7/9-24 with a strained right shoulder ... was optioned to Fresno on 7/24 after being reinstated from the disabled list.
- Was recalled on 8/8 for the remainder of the season.
- Homered and drove in three runs in consecutive games on 8/15 at Washington and 8/16 at Miami.

- Hit .382 (13-34) with one homer and nine RBI over a 10-game span from 8/24-9/8.
- Combined to hit .270 (27-100) with six doubles, three homers and 16 RBI in 37 combined games between Class AAA Fresno, Class A San Jose and the Arizona Rookie League Giants.
- Appeared in 20 games with La Guaira of the VWL.

## 2012 SEASON

- Made his first Opening Day roster and spent his first full season in the major leagues.
- Made 48 starts at catcher and one at designated hitter ... threw out 21.6 percent (11-51) of attempted basestealers.
- Twenty-five of his starts came with Barry Zito on the mound and 16 with Tim Lincecum.
- Hit .304 (24-79) with 15 RBI vs. lefties (.266 vs. RHP).
- Hit a monthly high .341 (15-44) in September (15 games).
- Recorded his first four-hit game on 7/14 vs. Houston.

## 2011 SEASON

- Spent most of the season with San Jose and Fresno before making his debut with San Francisco in July.
- His contract was purchased from Fresno on 7/15 ... made his major-league debut that night as a pinch hitter at San Diego (walk) ... was optioned back to the Grizzlies on 7/19 and recalled on 8/19 for the remainder of the season.
- Recorded his first career hit and RBI on 8/23 vs. the Padres, a pinch-hit, run-scoring single off Luke Gregorson.
- Combined to hit .285 (104-365) with 23 doubles, 12 home runs and 84 RBI in 98 games between San Jose and Fresno.

## 2010 SEASON

- Spent the entire season with Class A Augusta.
- Threw out 45.0 percent (18-40) of attempted basestealers.

## 2009 SEASON

- Hit .299 (35-117) over 33 games with the Arizona Rookie League Giants at age 18.

## 2008 SEASON

- Appeared in 55 games with the Dominican Summer League Giants ... led the league with a .348 average (72-207).
- Walked 36 times and struck out just 29 times.

## 2007 SEASON

- Made his pro debut with the DSL Giants at age 16.

## MISCELLANEOUS/PERSONAL

- Married Elizabeth ... has one son: Dylan David.
- Signed with the Giants as a 16-year-old free agent in 2007.
- Left school after the ninth grade to attend a baseball academy in Venezuela, where he stayed for two years.

### CAREER PLAYING RECORD

YEAR	CLUB	AVG	G	AB	R	H	TB	2B	3B	HR	RBI	SH	SF	HB	BB	SO	SB	CS	OBP	SLG	E
2007	DSL Giants	.286	44	119	10	34	56	10	0	4	18	4	0	4	19	15	2	2	.401	.471	3
2008	DSL Giants	.348	55	207	40	72	104	14	3	4	63	1	2	8	36	29	4	1	.458	.502	7
2009	AZL Giants	.299	33	117	13	35	48	8	1	1	22	0	1	5	16	21	0	0	.403	.410	5
2010	Augusta	.274	89	310	29	85	122	20	1	5	31	2	0	1	28	50	0	2	.336	.394	9
2011	San Jose	.302	52	212	31	64	113	14	1	11	58	0	3	2	11	49	0	1	.338	.533	4
	Fresno	.261	46	153	15	40	52	9	0	1	26	0	2	0	13	22	0	1	.315	.340	2
	SAN FRANCISCO	.258	13	31	0	8	10	2	0	0	1	0	0	0	3	6	0	0	.324	.323	0
2012	SAN FRANCISCO	.280	74	218	22	61	85	15	0	3	34	0	3	1	5	52	0	0	.295	.390	7
	Fresno	.067	4	15	0	1	0	0	0	1	0	0	0	0	0	1	0	0	.067	.067	0
2013	SAN FRANCISCO	.248	63	129	8	32	45	4	0	3	19	0	1	3	7	29	0	0	.300	.349	1
	Fresno	.271	32	85	10	23	1	4	0	3	11	0	1	1	12	15	0	0	.364	.424	2
	AZL Giants	.333	1	3	0	1	2	0	0	0	2	0	0	0	0	1	0	0	.667	.333	0
	San Jose	.250	4	12	1	3	4	1	0	0	3	0	1	0	1	4	0	0	.286	.333	0
2014	SAN FRANCISCO	.196	66	163	8	32	49	8	0	3	28	0	4	2	8	55	0	1	.237	.301	3
	Fresno	.158	7	19	1	3	6	0	0	1	3	0	0	0	1	3	0	0	.200	.316	0
2015	SAN FRANCISCO	.179	28	56	5	10	17	4	0	1	5	1	0	0	2	14	0	0	.207	.304	0
	Sacramento	.273	37	139	18	38	56	6	0	4	14	1	2	1	9	25	0	0	.318	.403	4
<b>MINOR TOTALS</b>		<b>.287</b>	<b>404</b>	<b>1391</b>	<b>168</b>	<b>399</b>	<b>600</b>	<b>87</b>	<b>6</b>	<b>34</b>	<b>252</b>	<b>8</b>	<b>12</b>	<b>22</b>	<b>146</b>	<b>235</b>	<b>6</b>	<b>7</b>	<b>.361</b>	<b>.431</b>	<b>36</b>
<b>MLB TOTALS</b>		<b>.240</b>	<b>244</b>	<b>597</b>	<b>43</b>	<b>143</b>	<b>206</b>	<b>33</b>	<b>0</b>	<b>10</b>	<b>87</b>	<b>1</b>	<b>8</b>	<b>6</b>	<b>25</b>	<b>156</b>	<b>0</b>	<b>1</b>	<b>.345</b>	<b>.274</b>	<b>11</b>

### CAREER TRANSACTIONS

- Signed by San Francisco as a free agent (7/12/06).
- On Class A Augusta disabled list with a sprained finger on his right hand (4/16-23/10).
- On Class A Augusta disabled list with a bruised right ankle (6/11-18/10).
- On San Francisco 15-day disabled list with left knee sprain (7/18-8/2/12).
- On Class AAA Fresno disabled list with a bruised left hand (6/1-8/13).
- On San Francisco 15-day disabled list with a right shoulder strain (7/9-24/13); included rehab assignment to AZL Giants (7/15-24/13).
- On San Francisco concussion list (7/26/14-end of season); transferred to 15-day disabled list (8/10/14) and 60-day disabled list (9/1/14); included rehab assignment to Class AAA Fresno (8/5-19/14).
- On Class AAA Sacramento disabled list with a concussion (7/3-16/15).
- On San Francisco 60-day disabled list with a strained left hamstring (9/8/15-end of season).

### CAREER CATCHING BREAKDOWN

**Caught Stealing Percentage — Career:** 27-135 (20.0); **2015:** 0-6 (0.0); **2014:** 9-40 (22.5); **2013:** 5-26 (19.2); **2012:** 11-51 (21.6); **2011:** 2-12 (16.7).

**Catcher's ERA — Career:** 3.96 (503 ER/1,143.0 IC); **2015:** 3.39 (38 ER/101.0 IC); **2014:** 3.68 (130 ER/317.2 IC); **2013:** 4.17 (102 ER/220.1 IC); **2012:** 4.00 (196 ER/441.0 IC); **2011:** 5.29 (37 ER/63.0 IC).

### CAREER FIELDING STATISTICS

POSITION	PCT	G	GS	TC	PO	A	E	DP	POSITION	PCT	G	GS	TC	PO	A	E	DP
Catcher	.989	161	122	1030	941	78	11	7	First Base	1.000	1	1	7	6	1	0	0

### CAREER GAME BESTS AND HOME RUN INFORMATION

**HITS — 4** (2x, last 5/5/14 at Pit.) ... **HR — 2** (4/23/14 at Col.) ... **RBI — 5** (4/23/14 at Col.)

**RUNS — 2** (2x, 4/23/14 at Col.) ... **SB — NONE** ... **HITTING STREAK — 9** games (9/15/11-4/14/12)

**GAME-ENDING HOME RUNS — NONE** ... **GRAND SLAMS — 2** (last 7/21/15 at S.D.)

**MULTIHOME GAMES — 1** (4/23/14 at Col.) ... **PINCH-HIT HOME RUNS — 2** (6/15/14 vs. Col.)

**INSIDE-THE-PARK HOME RUNS — NONE** ... **LEADOFF HOME RUNS — NONE**

### DIVISION SERIES RECORD

YEAR	CLUB	AVG	G	AB	R	H	TB	2B	3B	HR	RBI	SH	SF	HB	BB	SO	SB	CS	OBP	SLG	E
2012	S.F. vs. Cin.	.500	1	2	1	1	1	0	0	0	0	0	0	0	2	1	0	0	.750	.500	0

### LEAGUE CHAMPIONSHIP SERIES RECORD

YEAR	CLUB	AVG	G	AB	R	H	TB	2B	3B	HR	RBI	SH	SF	HB	BB	SO	SB	CS	OBP	SLG	E
2012	S.F. vs. St.L.	.000	2	5	0	0	0	0	0	0	0	0	0	0	0	3	0	0	.000	.000	0

### WORLD SERIES RECORD

YEAR	CLUB	AVG	G	AB	R	H	TB	2B	3B	HR	RBI	SH	SF	HB	BB	SO	SB	CS	OBP	SLG	E
2012	S.F. vs. Det.	.000	1	4	0	0	0	0	0	0	0	0	0	0	0	3	0	0	.000	.000	0



# JERRY SANDS

# 41

## OUTFIELDER

**Given Name:** Gerald Robert Sands

**Bats:** Right **Throws:** Right

**Height:** 6-4 **Weight:** 225

**Opening Day Age:** 28 (September 28, 1987)

**Birthplace/Residence:** Middletown, N.Y./Wendell, N.C.

**First Pro Contract:** Los Angeles Dodgers, selected in the 25th round, June 2008 First-Year Player Draft.

**Sox Acquisition:** Signed as a free agent, December 23, 2015.

**Major League Service:** One year, 142 days.

**Contract Status:** Signed through 2016.

### 2015 SEASON

- Appeared in 50 games over two stints with the Indians ... his contract was purchased from Class AAA Columbus on 4/10 ... drove in four runs on 4/11 vs. Detroit.
- Was designated for assignment on 4/29 and outrighted to the minors on 5/3 ... his contract was purchased a second time on 5/28 before being designated on 5/31 and outrighted on 6/6.
- His contract was purchased a third time on 7/31 and finished the season on the Indians major-league roster.
- Matched his career high with four RBI on 8/8 vs. Minnesota when he connected on a pinch-hit grand slam off Blaine Boyer in the fifth inning.
- Was designated for assignment a third time on 12/18 and claimed off waivers by the White Sox on 12/23.
- Was tied for sixth in the International League in walks (45) and seventh in home runs (14) at the time of his promotion to the Indians on 7/31.
- Hit .309 (17-55) vs. left-handers with the Clippers.

### 2014 SEASON

- Appeared in 12 games with Tampa Bay and 54 with Class AAA Durham before undergoing season-ending surgery.
- Started the season with the Bulls before his contract was purchased by the Rays on 6/1.
- Recorded a pinch-hit, game-winning RBI in the eighth inning on 6/15 at Houston and 6/16 vs. Baltimore.
- Became the first player to record a game-winning RBI as a pinch hitter in consecutive team games since Atlanta's Howard Battle on 9/7-8/99 vs. St. Louis and the first in American League since Oakland's Harold Baines from 9/21-22/90 vs. Detroit.
- Hit a game-ending, pinch homer off Brian Matusz on 6/16 vs. Baltimore, the first pinch-hit and walkoff homers of his career.
- Was placed on the disabled list on 6/23 with a strained tendon in his left wrist and underwent season-ending surgery in July.

### 2013 SEASON

- Appeared in 106 games with Class AAA Indianapolis, including 73 in right field, 15 in left, seven at first base and five as the designated hitter.
- Also played in three games with the GCL Pirates during a rehab assignment (strained left hamstring).
- Was designated for assignment on 12/18 and claimed by Tampa Bay off waivers on 12/23.

### 2012 SEASON

- Spent a majority of the season with Class AAA Albuquerque but appeared in nine games (two stints) with Los Angeles-NL.
- Was recalled from the Isotopes on 5/15 and appeared in eight games with the Dodgers before being optioned on 5/29 ... was recalled a second time on 8/6 and played that night vs. Colorado before being optioned on 8/8.

- Was traded to Boston on 10/4 as the player to be named later to complete the Dodgers trade involving Adrian Gonzalez, Josh Beckett and Carl Crawford.
- Was traded by Boston to Pittsburgh as part of a six-player deal on 12/6.
- Led the Pacific Coast League in RBI (107) and ranked third in home runs (26) ... the 107 RBI ranked seventh among all minor-league players.
- Was named to the PCL mid and postseason All-Star teams and was a Dodgers organizational All-Star (MiLB.com).
- Recorded a 21-game hitting streak from 7/27-8/20, going 42-90 (.467).

### 2011 SEASON

- Appeared in 61 games (two stints) with the Dodgers, including 41 in left field, 22 in right, six at first base and one in center.
- Was recalled from Albuquerque on 4/18 and made his major-league debut that night vs. Atlanta ... doubled off Tim Hudson in his first at-bat.
- Hit his first career home run on 5/21 at U.S. Cellular Field, a solo shot off Mark Buehrle.
- Connected on a grand slam off J.A. Happ on 5/24 at Houston, becoming the first Dodgers rookie to hit a slam since James Loney in 2006.
- Was optioned back to Chattanooga on 6/9 and recalled a second time on 9/6 for the remainder of the season ... hit .342 (25-73) over his final 20 games.
- Finished fourth in the PCL with 29 homers and fifth with 88 RBI ... was named a LAD organizational All-Star by MiLB.com.

### 2010 SEASON

- Was named the Dodgers Minor League Player of the Year after playing for Class A Great Lakes and Class AA Chattanooga ... tied for third in the minors with 28 home runs.
- Was selected as a Midwest League midseason All-Star and was named the MWL All-Star Game Top Star.
- At the time of his promotion to Chattanooga, was leading the MWL in homers (18), extra-base hits (37) and slugging (.646).
- Tied for third in the Southern League with 17 home runs.
- Following the season, was ranked by *Baseball America* as the No. 6 Prospect and Best Power Hitter in the Dodgers system ... also was named a *Baseball America* Minor League All-Star and an organizational All-Star by MiLB.com.

### 2009 SEASON

- Combined to hit .315 (84-267) with 16 doubles, four triples, 19 home runs, 58 RBI and a 1.019 OPS over 73 games between Great Lakes and Rookie Ogdon.
- Was named to the Pioneer League postseason All-Star Team and selected as a Topps Rookie League All-Star.



## 2008 SEASON

- Made his pro debut with the Gulf Coast League Dodgers.
- Led the GCL in AB/HR ratio (14.6), tied for second in home runs (10) and ranked third in RBI (33).
- Was recommended/signed by Lon Joyce.

## MISCELLANEOUS/PERSONAL

- Married Morgan ... has one son: Eli.
- Attended Catawba (N.C.) College, where he set a school record with 61 home runs from 2006-08 ... his 205 RBI are the second most in school history.
- Is a 2005 graduate of Smithfield-Selma (N.C.) High School ... was named Co-Conference Player of the Year in 2005 (shared the honor with current Tampa Bay pitcher Chris Archer, who attended Clayton High School).

## CAREER PLAYING RECORD

YEAR	CLUB	AVG	G	AB	R	H	TB	2B	3B	HR	RBI	SH	SF	HB	BB	SO	SB	CS	OBP	SLG	E
2008	GCL Dodgers	.205	46	146	29	30	64	4	0	10	33	0	5	5	29	43	5	0	.346	.438	1
2009	Great Lakes	.260	32	104	22	27	53	7	2	5	19	1	1	2	15	32	1	0	.361	.510	3
	Ogden	.350	41	163	41	57	112	9	2	14	39	0	0	0	22	28	0	1	.427	.687	2
2010	Great Lakes	.333	69	243	48	81	157	16	3	18	46	0	1	3	40	61	14	2	.432	.646	3
	Chattanooga	.270	68	259	54	70	137	12	2	17	47	0	5	6	33	62	4	0	.360	.529	4
2011	Albuquerque	.278	94	370	78	103	217	21	3	29	88	0	7	3	38	86	3	1	.344	.586	9
	LOS ANGELES-NL	.253	61	198	20	50	77	15	0	4	26	2	1	1	25	51	3	3	.338	.389	0
2012	Albuquerque	.296	119	452	84	134	237	17	4	26	107	0	8	3	59	106	1	0	.375	.524	8
	LOS ANGELES-NL	.174	9	23	2	4	6	2	0	0	1	0	0	0	1	9	0	0	.208	.261	0
2013	Indianapolis	.207	106	343	37	71	113	17	2	7	34	1	1	2	50	105	0	1	.311	.329	2
	GCL Pirates	.364	4	11	4	4	10	0	0	2	3	0	0	0	2	4	0	0	.462	.909	0
2014	Durham	.268	54	190	32	51	90	12	0	9	36	0	0	0	26	53	1	0	.352	.474	4
	TAMPA BAY	.190	12	21	1	4	7	0	0	1	4	0	0	1	6	0	0	0	.227	.333	0
2015	Columbus	.287	66	223	41	64	120	12	1	14	46	0	4	4	45	40	1	2	.409	.538	0
	CLEVELAND	.236	50	123	11	29	48	5	1	4	19	0	1	0	9	36	0	0	.286	.390	0
<b>MINOR TOTALS</b>		<b>.276</b>	<b>699</b>	<b>2504</b>	<b>470</b>	<b>692</b>	<b>1310</b>	<b>127</b>	<b>19</b>	<b>151</b>	<b>498</b>	<b>2</b>	<b>35</b>	<b>28</b>	<b>359</b>	<b>620</b>	<b>30</b>	<b>7</b>	<b>.369</b>	<b>.523</b>	<b>49</b>
<b>A.L. TOTALS</b>		<b>.229</b>	<b>62</b>	<b>144</b>	<b>12</b>	<b>33</b>	<b>55</b>	<b>5</b>	<b>1</b>	<b>5</b>	<b>23</b>	<b>0</b>	<b>1</b>	<b>1</b>	<b>9</b>	<b>42</b>	<b>0</b>	<b>0</b>	<b>.278</b>	<b>.382</b>	<b>0</b>
<b>N.L. TOTALS</b>		<b>.244</b>	<b>70</b>	<b>221</b>	<b>22</b>	<b>54</b>	<b>83</b>	<b>17</b>	<b>0</b>	<b>4</b>	<b>27</b>	<b>1</b>	<b>1</b>	<b>1</b>	<b>26</b>	<b>60</b>	<b>3</b>	<b>3</b>	<b>.326</b>	<b>.376</b>	<b>0</b>
<b>MLB TOTALS</b>		<b>.238</b>	<b>132</b>	<b>365</b>	<b>34</b>	<b>87</b>	<b>138</b>	<b>22</b>	<b>1</b>	<b>9</b>	<b>50</b>	<b>2</b>	<b>2</b>	<b>2</b>	<b>35</b>	<b>102</b>	<b>3</b>	<b>3</b>	<b>.307</b>	<b>.378</b>	<b>0</b>

## CAREER TRANSACTIONS

- Selected by Los Angeles-NL in the 25th round of the First-Year Player Draft (6/08).
- Traded by Los Angeles-NL with Rubby De La Rosa to Boston as players to be named later from a deal on 8/25/12 (10/4/12).
- Traded by Boston with Ivan De Jesus, Mark Melancon and Stolmy Pimentel to Pittsburgh in exchange for Joel Hanrahan and Brock Holt (12/26/12).
- On Class AAA Indianapolis disabled list with a strained left hamstring (6/17-7/8/13).
- Claimed by Tampa Bay off waivers from Pittsburgh (12/23/13).
- On Tampa Bay disabled list with a strained left wrist (6/23/14-remainder of season); transferred to 60-day disabled list (8/20/14).
- Signed by Cleveland as a free agent (11/8/14).
- Signed by the White Sox as a free agent (12/23/15).

## CAREER FIELDING STATISTICS

POSITION	PCT	G	GS	TC	PO	A	E	DP	POSITION	PCT	G	GS	TC	PO	A	E	DP
Right Field	1.000	55	37	65	62	3	0	1	Left Field	1.000	54	44	85	81	4	0	0
First Base	1.000	18	10	120	115	5	0	6	Center Field	—	1	0	0	0	0	0	0

## CAREER GAME BESTS AND HOME RUN INFORMATION

- HITS** — 5 (4/7/13 at T.B.) ... **HR** — 1 (9x, last 10/2/15 vs. Bos.) ... **RBI** — 4 (4x, 8/8/15 vs. Min.)  
**RUNS** — 2 (9/4/15 at Det.) ... **SB** — 1 (3x, last 5/22/11 at CWS) ... **HITTING STREAK** — 14 games (9/12-26/11)  
**GAME-ENDING HOME RUNS** — NONE ... **GRAND SLAMS** — 2 (last 8/8/15 Min.)  
**MULTI-HOMER GAMES** — NONE ... **PINCH-HIT HOME RUNS** — 2 (last 8/8/15 vs. Min.)  
**INSIDE-THE-PARK HOME RUNS** — NONE ... **LEADOFF HOME RUNS** — NONE





# J.B. SHUCK

# 20

## OUTFIELDER

**Given Name:** Jack Burdett Shuck III

**Bats:** Left **Throws:** Left

**Height:** 5-11 **Weight:** 195

**Opening Day Age:** 28 (June 18, 1987)

**Birthplace/Residence:** Westerville, Ohio/Gailion, Ohio

**First Pro Contract:** Houston Astros, selected in the sixth round, June 2008  
First-Year Player Draft.

**Sox Acquisition:** Claimed off waivers from the Cleveland Indians,  
November 3, 2014.

**Major League Service:** Two years, 111 days.

**Contract Status:** Signed through 2016.

### 2015 SEASON

- Appeared in 79 games (29 starts) in his first season with the White Sox ... played 27 games (17 starts) in right field, 11 (10) in center and 10 (two) in right (did not commit an error).
- Made 37 appearances as a pinch hitter, going 8-30 (.267) with two doubles, one triple, six RBI, three walks and five runs scored ... ranked among the American League pinch leaders in runs scored (T2nd), hits (3rd), average (3rd) and RBI (T6th).
- Hit .275 (33-120) vs. right-handers, .325 (13-40) with RISP and .300 (6-20) in the leadoff spot.
- Went 0-1 as a pinch hitter on Opening Day at Kansas City ... recorded a game-winning, pinch RBI single in the eighth on 4/11 vs. Minnesota ... made his first start on 4/15 at Cleveland.
- Started three straight games in center field from 5/1-3 at Minnesota and five games in a row from 5/25-29 (.300, 6-20).
- Hit a game-winning, RBI double as a pinch hitter in the eighth inning on 7/5 vs. Baltimore ... his pinch-hit sacrifice fly in the seventh inning on 7/10 at Wrigley Field was the difference in a 1-0 Sox win ... forced extra innings with a game-tying, two-run double off Greg Holland in the ninth on 7/18 vs. Kansas City.
- Was on the disabled list on 8/1-16 with a strained left hamstring ... appeared in three games with Class AAA Charlotte on a rehab assignment.
- Connected on a game-winning, pinch-hit, two-run triple in the seventh inning on 9/3 at Minnesota and a game-tying, RBI double as a pinch hitter in the ninth on 10/3 vs. Detroit.

### 2014 SEASON

- Combined to hit .145 (16-110) with two home runs and nine RBI in 38 games between the Angels and Cleveland.
- Opened the season with Class AAA Salt Lake, going 9-24 (.375) with a double, two triples, a home run, four RBI and five runs scored in his first five games before being recalled by the Angels on 4/9.
- Hit a two-run home run off Dillon Gee in his first game on 4/11 vs. New York-NL ... matched his career high with three hits on 4/13 vs. the Mets ... connected on his second career leadoff home run on 4/19 at Detroit (off Max Scherzer).
- Was optioned to Salt Lake on 5/3 after hitting .173 (14-81) in 19 games with the Angels ... recorded six straight multihit efforts from 5/4-9, going 13-26 (.500) ... collected four hits on 6/27 at Fresno and 7/9 vs. Tacoma.
- Was recalled by the Angels a second time on 7/26 ... played in two games before being optioned back to Salt Lake on 8/2 ... went 4-4 on 8/23 vs. Round Rock ... homered on 8/29 and 9/1 at El Paso.
- Was designated for assignment on 9/2 and claimed off waivers by the Indians on 9/5 ... made his Cleveland debut on 9/6 vs. the White Sox.
- Was claimed off waivers by the White Sox on 11/3 (acquisition recommended by Joe Butler).

### 2013 SEASON

- Spent his first full season in the major leagues with the Angels, hitting .293 (128-437) with 20 doubles, three triples, two home runs, 39 RBI and 60 runs scored.
- Led American League rookies in hits, runs scored and multihit games (37), tied for the lead in total bases (160), ranked second in doubles and third in average.
- Joined Mark Trumbo (2011) and Mike Trout (2012) as the third straight Angels rookie to collect 120-plus hits in a season ... became the first Angels left-handed batter to hit .290-plus in a season since Garret Anderson (.321) in 1995.
- Was the Angels recipient of the "Heart and Hustle" Award.
- Joined Bobby Bonds (6/23/77) as the only players in Angels history to record two hits, two walks, two runs scored, two stolen bases and two RBI in a game on 6/23 vs. Pittsburgh.
- Went 3-5 with a career-high four RBI on 6/25 vs. Detroit ... became the 16th Angels leadoff hitter with three hits and four RBI in a game and first since Erick Aybar on 9/18/11.
- Hit his first MLB homer on 7/29 at Texas (Matt Garza)... hit his first career leadoff home run on 8/20 vs. Cleveland.
- Collected 33 hits in August, the most by an Angels rookie since David Eckstein in 2001 (41).

### 2012 SEASON

- Spent the season with Class AAA Oklahoma City ... went 5-5 on 4/28 vs. Round Rock ... hit .397 (23-58) in July.

### 2011 SEASON

- Appeared in 37 games with Houston ... his contract was purchased from Oklahoma City on 8/5 ... made his major-league debut as a defensive replacement that night vs. Milwaukee ... singled off Yovani Gallardo in his first at-bat.
- Was optioned back to Oklahoma City on 8/24 and recalled on 9/2 for the remainder of 2011 ... went 3-3 on 9/13 vs. Philadelphia and 3-4 with a triple and three runs on 9/23 vs. Colorado.
- Was named to the Pacific Coast League mid-season All-Star Team ... was cited by *Baseball America* as Possessing the Best Strike Zone Discipline in the Astros organization (also 2010).

### 2010 SEASON

- Split the season between Class AA Corpus Christi and Class AAA Round Rock, hitting .292 (154-528) in 137 games ... ranked second among Astros farmhands with 154 hits.
- Was named to the Texas League All-Star Team ... played for the Peoria Javelinas in the Arizona Fall League.

### 2009 SEASON

- Led the California League in hits (175) and at-bats (556) and ranked among the leaders in runs scored (4th, 98), average (7th, .315), triples (7th, 11) and on-base percentage (8th, .389) at Class A Lancaster.

## 2008 SEASON

■ Was named to the New York-Penn All-Star Team in his professional debut with Advanced Rookie Tri-City ... was recommended/signed by Nick Venuto (Astros).

## COMMUNITY INVOLVEMENT

■ In 2015, visited with kids and participated in a Bulls Sox Academy Experience Tour.

## MISCELLANEOUS/PERSONAL

■ Married Christine.  
 ■ Attended Ohio State University, where he hit .356 as a junior ... graduated in 2005 from Galion (Ohio) High School, where he was a two-time All-State selection.

## CAREER PLAYING RECORD

YEAR	CLUB	AVG	G	AB	R	H	TB	2B	3B	HR	RBI	SH	SF	HB	BB	SO	SB	CS	OBP	SLG	E
2008	Tri-City	.300	65	263	51	79	113	12	5	4	24	2	1	2	35	34	8	6	.385	.430	2
2009	Lancaster	.315	133	*556	98	*175	230	30	11	1	36	4	0	4	64	55	18	9	.389	.414	4
2010	Corpus Christi	.298	101	389	52	116	140	14	2	2	28	0	0	0	46	56	9	9	.372	.360	2
	Round Rock	.273	36	139	15	38	140	2	2	0	7	1	0	0	16	15	7	3	.348	.317	0
2011	Oklahoma City	.297	108	354	60	105	44	11	7	0	30	4	1	4	56	30	20	11	.398	.367	1
	HOUSTON	.272	37	81	9	22	26	2	1	0	3	0	0	0	11	7	2	0	.359	.321	1
2012	Oklahoma City	.298	115	315	49	94	111	11	3	0	33	2	2	0	39	20	12	8	.374	.352	5
2013	LOS ANGELES-AL	.293	129	437	60	128	160	20	3	2	39	6	7	1	27	54	8	4	.331	.366	2
2014	Salt Lake	.320	102	406	64	130	181	18	9	5	57	4	9	2	43	30	9	6	.383	.446	3
	LOS ANGELES-AL	.167	22	84	10	14	21	1	0	2	9	1	0	0	3	11	2	0	.195	.250	0
	CLEVELAND	.077	16	26	2	2	0	0	0	0	0	0	0	0	0	1	0	0	.077	.077	0
2015	WHITE SOX	.266	79	143	15	38	50	8	2	0	15	3	2	1	16	16	7	5	.340	.350	0
	Charlotte	.100	3	10	2	1	0	0	0	0	0	0	0	0	1	2	0	0	.182	.100	0
<b>MINOR TOTALS</b>		<b>.303</b>	<b>663</b>	<b>2432</b>	<b>391</b>	<b>738</b>	<b>950</b>	<b>98</b>	<b>39</b>	<b>12</b>	<b>215</b>	<b>17</b>	<b>13</b>	<b>13</b>	<b>300</b>	<b>242</b>	<b>83</b>	<b>52</b>	<b>.381</b>	<b>.391</b>	<b>19</b>
<b>A.L. TOTALS</b>		<b>.264</b>	<b>246</b>	<b>690</b>	<b>87</b>	<b>182</b>	<b>233</b>	<b>29</b>	<b>5</b>	<b>4</b>	<b>63</b>	<b>10</b>	<b>9</b>	<b>2</b>	<b>46</b>	<b>82</b>	<b>17</b>	<b>9</b>	<b>.308</b>	<b>.338</b>	<b>2</b>
<b>N.L. TOTALS</b>		<b>.272</b>	<b>37</b>	<b>81</b>	<b>9</b>	<b>22</b>	<b>26</b>	<b>2</b>	<b>1</b>	<b>0</b>	<b>3</b>	<b>0</b>	<b>0</b>	<b>11</b>	<b>7</b>	<b>2</b>	<b>0</b>	<b>.359</b>	<b>.321</b>	<b>1</b>	
<b>MLB TOTALS</b>		<b>.265</b>	<b>283</b>	<b>771</b>	<b>96</b>	<b>204</b>	<b>259</b>	<b>31</b>	<b>6</b>	<b>4</b>	<b>66</b>	<b>10</b>	<b>9</b>	<b>2</b>	<b>57</b>	<b>89</b>	<b>19</b>	<b>9</b>	<b>.313</b>	<b>.336</b>	<b>3</b>

\*Led League

## CAREER TRANSACTIONS

— Selected by Houston in the sixth round of the First-Year Player Draft (6/08).  
 — Signed by Los Angeles-AL as a free agent (11/15/12).  
 — Claimed by Cleveland off waivers from Los Angeles-AL (9/5/14).  
 — Claimed by the White Sox off waivers from Cleveland (11/3/14).  
 — On White Sox disabled list with strained left hamstring (8/1-16/15); included rehab assignment with Class AAA Charlotte (8/13-15/15).

## CAREER FIELDING STATISTICS

POSITION	PCT	G	GS	TC	PO	A	E	DP	POSITION	PCT	G	GS	TC	PO	A	E	DP
Left Field	.991	138	111	218	207	9	2	0	Center Field	.981	20	17	52	49	2	1	0
Right Field	1.000	60	31	79	76	3	0	0									

## CAREER GAME BESTS AND HOME RUN INFORMATION

**HITS** — 3 (9x, last 4/13/14 vs. NYM) ... **HR** — 1 (4x, last 4/19/14 at Det.) ... **RBI** — 4 (6/25/13 at Det.)  
**RUNS** — 3 (2x, last 7/25/13 at Oak.) ... **SB** — 2 (3x; 9/12/15 vs. Min.) ... **HITTING STREAK** — 8 games (2x, last 8/24-9/3/13)  
**GAME-ENDING HOME RUNS** — NONE ... **GRAND SLAMS** — NONE  
**MULTIHOMER GAMES** — NONE ... **PINCH-HIT HOME RUNS** — NONE  
**INSIDE-THE-PARK HOME RUNS** — NONE ... **LEADOFF HOME RUNS** — 2 (last 4/19/14 at Det.)





# KEVAN SMITH

# 61

## CATCHER

**Given Name:** Kevan Alan Smith

**Bats:** Right **Throws:** Right

**Height:** 6-4 **Weight:** 230

**Opening Day Age:** 26 (June 28, 1988)

**Birthplace/Residence:** Pittsburgh, Pa.

**First Pro Contract:** White Sox.

**Sox Acquisition:** Selected in seventh round, June 2011 First-Year Player Draft.

**Major League Service:** None.

**Contract Status:** Signed through 2016.

### 2015 SEASON

- Spent his fifth season in the White Sox organization at Class AAA Charlotte.
- Threw out 19.0 percent (19-82) of attempted basestealers.
- Hit .296 (34-115) with four home runs and 19 RBI vs. left-handed pitchers (.240/2 HR/17 RBI against righties) ... posted a .299 (47-157) average on the road, compared to a .222 (36-162) mark at home.
- Batted .316 (18-57) with eight RBI and seven multihit performances over 17 games in August.
- Was on the disabled list from 5/17-29 with back spasms.
- Homered in back-to-back games from 6/8-9.
- Went 4-4 with four RBI on 7/11 at Norfolk.

### 2014 SEASON

- Spent the season with Class AA Birmingham ... ranked sixth in the organization in on-base percentage (.379) and seventh in average (.290).
- Was named a Southern League midseason All-Star.
- Threw out 33.3 percent (35-105) of attempted basestealers ... batted .342 (26-76) vs. left-handers (.278 vs. RHP).
- Hit .302 (57-189) with 12 doubles, two triples, four home runs and 23 RBI in the first half and .280 (56-200) with nine doubles, six homers and 25 RBI after the break.
- Batted .358 (29-81) in 22 games in May and .293 (24-82) over 22 games in August.
- Compiled a season-high, 14-game hitting streak from 8/1-18 (.373, 19-51), the eighth-longest in the SL during the season.
- Reached base in a season-high 19 consecutive games from 5/5-30 (28 hits and 12 walks).
- Appeared in 12 games with Glendale of the Arizona Fall League, batting .244 (11-45) with four doubles and five RBI.
- Entered the season rated by *Baseball America* as the Best Defensive Catcher in the White Sox organization.

### 2013 SEASON

- Spent the season with Class A Winston-Salem, appearing in 92 games at catcher and nine as the designated hitter.
- Ranked among the Sox organizational leaders in RBI (T7th, 73), runs scored (9th, 66), slugging (9th, .464), hits (10th, 110), total bases (10th, 178) and extra-base hits (10th, 41).
- Threw out 24.8 percent (33-133) of attempted basestealers.
- Batted .281 (98-349) at catcher, .317 (26-82) vs. left-handers, .314 (61-194) at home and .313 (62-198) in the second half.
- Recorded a season-high .345 average in June and August ... hit .325 (40-123) with four home runs and 58 RBI with RISP and .365 (19-52) with RISP/two outs.
- Collected four hits and four RBI on 6/27 vs. Salem.
- Hit safely in 11 of his final 12 games (seven multihit), batting .435 (20-46) with two homers, 10 RBI and seven runs scored.

### BASEBALL AMERICA'S 2016 BEST TOOLS IN WHITE SOX ORGANIZATION

Best Hitter For Average.....	Tim Anderson
Best Power Hitter.....	Courtney Hawkins
Best Hitter For Average.....	Jake Peter
Fastest Baserunner.....	Adam Engel
Best Athlete.....	Tim Anderson
Best Fastball.....	Robinson Leyer
Best Curveball.....	Carson Fulmer
Best Slider.....	Jordan Guerrero
Best Changeup.....	Tyler Danish
Best Control.....	Spencer Adams
Best Defensive Catcher.....	Seby Zavala
Best Defensive Infielder.....	Cleuluis Rondon
Best Infield Arm.....	Trey Michalczewski
Best Defensive Outfielder.....	Adam Engel
Best Outfield Arm.....	Courtney Hawkins

- Preseason 2016

### 2012 SEASON

- Appeared in 108 games between Class A Kannapolis and Winston-Salem, hitting .281 (117-417) with 30 doubles, 10 home runs, 83 RBI and 56 runs scored.
- Was named a South Atlantic League midseason All-Star.
- Batted .301 (72-239) with six homers and 45 RBI at catcher ... threw out 33.3 percent (35-105) of attempted basestealers.
- Began the season with Kannapolis and led the team in doubles (26) ... hit .339 (20-59) in June.
- Was promoted to Winston-Salem on 7/25 ... collected five RBI in his Dash debut on 7/26 vs. Carolina.

### 2011 SEASON

- Split time between Advanced Rookie Bristol and Advanced Rookie Great Falls, hitting .355 (72-203) with nine homers and 48 RBI in 56 games.
- Was ranked by *Baseball America* as the No. 17 Prospect in the Pioneer League No. 20 in the Appalachian League.
- Threw out 34.3 percent (23-67) of attempted basestealers.
- Led Bristol with a .396 (38-96) average and .740 slugging percentage before being promoted.
- Was named APPY Player of the Month for July and PL Batter of the Week for 7/18-24 ... posted a 15-game hitting streak with Great Falls from 8/18-9/2 (.528, 28-53).
- Was recommended/signed by Phil Guley.

### MISCELLANEOUS/PERSONAL

- Engaged to Jessica ... Twitter: @bass\_slayer32.
- Graduated from the University of Pittsburgh ... batted .375 with 40 doubles, six triples, 19 home runs and 123 RBI at Pitt.
- Was named First-Team All-Big East in 2010 and 2011 ... led the league with a .396 average in 2011.
- Graduated in 2006 from Seneca Valley (Pa.) High School.



### CAREER PLAYING RECORD

YEAR	CLUB	AVG	G	AB	R	H	TB	2B	3B	HR	RBI	SH	SF	HB	BB	SO	SB	CS	OBP	SLG	E
2011	Bristol	.396	26	96	24	38	71	10	1	7	32	0	0	2	14	14	1	2	.482	.740	4
	Great Falls	.318	30	107	22	34	56	12	2	2	16	0	1	5	14	16	1	0	.417	.523	3
2012	Kannapolis	.282	86	340	48	96	143	26	0	7	60	1	4	9	25	62	0	1	.344	.421	7
	Winston-Salem	.273	22	77	8	21	38	4	2	3	23	0	3	1	5	17	0	0	.314	.494	2
2013	Winston-Salem	.286	101	384	66	110	178	26	3	12	73	2	3	15	38	66	4	1	.370	.464	9
2014	Birmingham	.290	106	389	45	113	170	21	3	10	48	2	3	9	46	68	1	1	.376	.437	10
2015	Charlotte	.260	97	319	41	83	118	13	2	6	36	5	2	5	29	66	0	1	.330	.370	7
<b>MINOR TOTALS</b>		<b>.289</b>	<b>468</b>	<b>1712</b>	<b>254</b>	<b>495</b>	<b>774</b>	<b>112</b>	<b>13</b>	<b>47</b>	<b>288</b>	<b>10</b>	<b>16</b>	<b>46</b>	<b>171</b>	<b>309</b>	<b>7</b>	<b>6</b>	<b>.366</b>	<b>.452</b>	<b>37</b>

### CAREER TRANSACTIONS

- Selected by the White Sox in the seventh round of the June First-Year Player Draft (6/11).
- On the Class A Kannapolis disabled list with a neck strain (6/6-14/12).
- On the Class A Winston-Salem disabled list with a concussion (6/11-21/13).
- On the Class AAA Charlotte disabled list with back spasms (5/17-29/15).



FRONT OFFICE

FIELD STAFF

PLAYERS

OPPONENTS

2015 REVIEW

HISTORY

RECORDS

MINOR LEAGUES

MEDIA/MISC.



# PETER TAGO

# 78

**RIGHT-HANDED PITCHER**
**NON-ROSTER INVITEE**
**Given Name:** Peter Clem Tago

**Bats:** Right **Throws:** Right

**Height:** 6-3 **Weight:** 215

**Opening Day Age:** 23 (July 5, 1992)

**Birthplace/Residence:** Harbor City, Calif./Phoenix, Ariz.

**First Pro Contract:** Colorado Rockies, selected with sandwich pick (47th overall), June 2010 First-Year Player Draft.

**Sox Acquisition:** Selected in the Rule 5 draft, December 11, 2014.

**Major League Service:** None

**Contract Status:** Signed through 2016.

## 2015 SEASON

- Spent his first season in the White Sox organization, going 3-1 with a 2.71 ERA (20 ER/66.1 IP), 15 saves and 73 strikeouts over 42 relief appearances between Class A Kannapolis, Class A Winston-Salem and Class AA Birmingham.
- Averaged 9.9 strikeouts per 9.0 IP ... issued a career-low 29 walks and surrendered just two home runs.
- Opened the season with Kannapolis, appearing in seven games and striking out 10 over 12.0 IP ... was promoted to Winston-Salem on 5/4.
- Went 8-10 in save opportunities with the Dash ... converted eight consecutive save chances from 5/21-7/23 ... seven of the appearances were scoreless.
- Struck out 11.97 batters per 9.0 IP (47 SO/35.1 IP) with Winston-Salem ... limited lefties to a .220 average (11-50).
- Was transferred to Birmingham on 7/25 for the remainder of the season ... made 12 relief appearances (10 scoreless).
- Converted all six of his save chances with the Barons ... worked 7.1 scoreless IP.
- Limited left-handers to a .125 average (3-24) and righties to an .086 mark (3-35) with Birmingham ... opponents went just 1-17 (.059) with RISP.
- Made 10 appearances with Glendale in the Arizona Fall League, going 0-0 with a 2.79 ERA (3 ER/9.2 IP), one save, six strikeouts and just five hits allowed.
- Pitched for Lara in the Venezuelan Winter League ... appeared in 10 games and recorded 15 strikeouts.

## 2014 SEASON

- Made 43 relief appearances with Class A Modesto in the Colorado organization ... finished 14 games and struck out 48 ... worked 2.0-plus IP 15 times.

## 2013 SEASON

- Combined to go 3-7 with a 7.39 ERA (55 ER/67.0 IP) and 44 strikeouts over 18 appearances (12 starts) between Class A Tri-City and Rookie Grand Junction.
- Started the season with Tri-City and made two starts before being transferred to Grand Junction, where he finished the season (16 appearances/10 starts).

## 2012 SEASON

- Spent the entire season with Tri-City, making 14 starts.
- Rated by *Baseball America* as the 29th-best prospect in the Rockies system.

## 2011 SEASON

- Made his pro debut with Class A Asheville ... did not play in 2010 after being selected in the First-Year Player Draft.
- Tied for second on Asheville with 19 starts and ranked third with 90.1 IP.
- Entered the season rated by *Baseball America* as the No. 5 Prospect in the Colorado organization.
- Recommended/signed by Jon Lukens.

## MISCELLANEOUS/PERSONAL

- Married Lindsey ... has one son: Kingston.
- Owns and operates Optimum Peak Performance, a sports training facility in San Juan Capistrano, Calif.
- Is a 2010 graduate of Dana Hills (Calif.) High School ... was named the California Powerade Player of the Year and a High School All-American following his senior season.

## CAREER PLAYING RECORD

YEAR	CLUB	W-L	PCT	ERA	G	GS	CG	SHO	SV	IP	H	R	ER	HR	HB	BB-I	SO	WP	BK	AVG
2011	Asheville	3-5	.375	7.07	19	19	0	0	0	90.1	88	74	71	10	11	72-0	58	16	1	.267
2012	Tri-City	2-7	.222	5.47	14	14	0	0	0	72.1	68	48	44	4	10	39-0	37	11	0	.249
2013	Tri-City	0-2	.000	9.00	2	2	0	0	0	9.0	5	11	9	0	2	10-0	6	6	0	.167
	Grand Junction	3-5	.375	7.14	16	10	0	0	0	58.0	77	58	46	4	10	37-0	38	16	1	.328
2014	Modesto	0-6	.000	6.00	43	0	0	0	0	60.0	64	51	40	4	7	47-3	48	16	1	.281
2015	Kannapolis	0-1	.000	3.75	7	0	0	0	1	12.0	10	5	5	1	2	2-0	10	1	0	.238
	Winston-Salem	2-0	1.000	2.80	23	0	0	0	8	35.1	33	11	11	1	2	18-0	47	6	0	.252
	Birmingham	1-0	1.000	1.89	12	0	0	0	6	19.0	6	5	4	0	2	9-0	16	2	0	.102
<b>MINOR TOTALS</b>		<b>11-26</b>	<b>.297</b>	<b>5.81</b>	<b>136</b>	<b>45</b>	<b>0</b>	<b>0</b>	<b>15</b>	<b>356.0</b>	<b>351</b>	<b>263</b>	<b>230</b>	<b>24</b>	<b>46</b>	<b>234-3</b>	<b>260</b>	<b>74</b>	<b>3</b>	<b>.264</b>

## CAREER TRANSACTIONS

- Selected by Colorado with a sandwich pick (47th overall) between the first and second round in the First-Year Player Draft (6/10).
- Selected by the White Sox in the Rule 5 Minor League Draft (12/11/14).



# NIK TURLEY

# 73

**LEFT-HANDED PITCHER****NON-ROSTER INVITEE****Given Name:** Nikolas Carlyle Turley**Bats:** Left**Throws:** Left**Height:** 6-4**Weight:** 195**Opening Day Age:** 26 (September 11, 1989)**Birthplace/Residence:** La Canada, Calif./San Clemente, Calif.**First Pro Contract:** New York Yankees, selected in the 50th round, June 2008 First-Year Player Draft.**Sox Acquisition:** Signed as a free agent, November 30, 2015.**Major League Service:** None**Contract Status:** Signed through 2016.

## 2015 SEASON

- Spent the majority of the season with Class AAA Sacramento in the San Francisco organization ... signed a minor-league contract with the Giants on 12/5/14.
- Limited left-handed hitters to a .160 (12-75) average, compared to a .253 (83-328) mark vs. right-handers.
- Went 4-4 with a 3.81 ERA (25 ER/59.0 IP) over 10 starts in the second half ... was 4-4 with a 5.07 ERA (28 ER/49.2 IP) over 10 starts before the break.
- Was placed on the disabled list on 4/14 after suffering a laceration on his left index finger the previous night vs. Las Vegas, his first start of the season.
- Was reinstated from the disabled list and transferred to Class AA San Jose on 5/25 ... made his only start with San Jose that day vs. Rancho Cucamonga (W; 1 ER/6.0 IP) ... was recalled back to Sacramento on 6/1.
- Earned the win on 9/7 vs. Albuquerque, tossing 7.0 scoreless IP while striking out eight.

## 2014 SEASON

- Began the season on Class AAA Scranton/Wilkes-Barre's disabled list with left elbow inflammation.
- Was granted his unconditional release on 4/28 ... was resigned by the Yankees on 5/5 and placed on Scranton/Wilkes-Barre's disabled list on 5/23 with a strained left elbow.
- Appeared in one rehab game with the Gulf Coast League Yankees before being reinstated from the disabled list on 6/26 ... went 4-1 with a 2.53 (6 ER/25.1 IP) and 16 strikeouts over his last five starts of the season.

## 2013 SEASON

- Went a combined 11-8 with a 3.79 ERA (61 ER/145.0 IP) and 141 strikeouts over 27 appearances (26 starts) between Class AA Trenton and Scranton/Wilkes-Barre.
- Finished among the Eastern League leaders in opponents average (3rd, .230), strikeouts per 9.0 IP (4th, 8.93), wins (4th) and strikeouts (5th, 137).
- Ranked second among Yankees minor-leaguer leaguers in strikeouts and tied for second in wins.
- Limited lefties to a .176 (21-119) average ... right-handed hitters batted .240 (100-417).
- Was promoted to the RailRiders on 5/13, making the start that day vs. Gwinnett (ND; 1 ER/6.0 IP) ... was transferred back to Trenton on 5/14 for the remainder of the season.

## 2012 SEASON

- Combined to go 10-5 with a 3.15 ERA (39 ER/117.0 IP) and 117 strikeouts over 24 appearances (22 starts) between Class A Tampa and Trenton.
- Was a Florida State League postseason All-Star.
- Ranked among the FSL leaders in ERA (1st, 2.89), strikeouts (4th, 116) and opponents average (4th, .235).

- Was on the Tampa disabled list from 5/3-12 and 5/19-6/11 with a blister on his left index finger.
- Tossed a shutout on 7/23-2 vs. Lakeland ... matched a season high with nine strikeouts on 5/5 vs. Lakeland (5.0 IP).

## 2011 SEASON

- Went 4-6 with a 2.81 ERA (28 ER/89.2 IP) and 87 strikeouts over 17 starts between Class A Charleston and Tampa.
- Held left-handers to a .226 (14-62) average and righties to a .230 (62-269) mark.
- Was promoted to Tampa from Charleston on 7/2.
- Was placed on Tampa's disabled list on 7/12 with a fractured left hand and missed the remainder of the season.

## 2010 SEASON

- Combined to go 4-6 with a 3.86 ERA (31 ER/72.1 IP) and 56 strikeouts in 15 games (14 starts) between the GCL Yankees and Class A Staten Island.
- Began the season with the GCL Yankees, making three appearances (two starts) before being promoted to Staten Island on 7/5.
- Threw his first complete game on 9/2 at Hudson Valley (L; 1 ER/6.0 IP).

## 2009 SEASON

- Spent the entire season with the GCL Yankees.
- Went 2-2 with a 2.80 ERA (16 ER/49.2 IP) and 38 strikeouts over 10 starts.
- Made one relief appearance on 7/29 vs. the GCL Pirates ... suffered the loss, allowing two runs (one earned) over 4.2 IP.

## 2008 SEASON

- Made just four appearances (one start) with the GCL Yankees in his first professional season.
- Was selected by New York-AL in the 50th round of the June First-Year Player Draft.

## MISCELLANEOUS/PERSONAL

- Married Rachel ... has one son: Dave Andrew.
- Twitter: @nturley108.
- Is a 2008 graduate of Harvard-Westlake High School in Studio City, Calif.

FRONT OFFICE  
FIELD STAFF  
PLAYERS  
OPPONENTS  
2015 REVIEW  
HISTORY  
RECORDS  
MINOR LEAGUES  
MEDIA/MISC.

**CAREER PLAYING RECORD**

YEAR	CLUB	W-L	PCT	ERA	G	GS	CG	SHO	SV	IP	H	R	ER	HR	HB	BB-I	SO	WP	BK	AVG
2008	GCL Yankees	2-1	.667	1.13	4	1	0	0	0	8.0	6	1	1	0	1	0-0	13	0	0	.207
2009	GCL Yankees	2-3	.400	2.82	11	10	0	0	0	54.1	45	21	17	1	6	23-0	46	9	1	.228
2010	GCL Yankees	0-2	.000	0.84	3	2	0	0	0	10.2	11	7	1	0	0	2-0	9	0	0	.239
	Staten Island	4-4	.500	4.38	12	12	1	0	0	61.2	57	36	30	0	2	29-0	47	4	0	.259
2011	Charleston	4-6	.400	2.51	15	15	0	0	0	82.1	70	32	23	8	8	21-0	82	9	0	.224
	Tampa	0-0	—	6.14	2	2	0	0	0	7.1	11	8	5	1	1	1-0	5	0	0	.344
2012	Tampa	9-5	.643	2.89	23	21	1	1	0	112.0	97	38	36	7	9	44-0	116	6	0	.235
	Trenton	1-0	1.000	5.40	1	1	0	0	0	5.0	8	3	3	0	1	1-0	1	0	0	.381
2013	Scranton/W-B	0-0	—	1.50	1	1	0	0	0	6.0	2	1	1	0	0	3-0	4	1	0	.105
	Trenton	11-8	.579	3.88	27	26	0	0	0	139.0	119	69	60	11	16	73-0	137	9	6	.230
2014	GCL Yankees	0-0	—	1.93	1	1	0	0	0	4.2	4	3	1	0	1	2-0	4	0	0	.235
	Scranton/W-B	5-3	.625	4.62	13	12	0	0	0	60.1	55	36	31	8	9	43-0	44	7	0	.246
2015	San Jose	1-0	1.000	1.50	1	1	0	0	0	6.0	2	1	1	0	0	2-0	4	2	0	.100
	Sacramento	7-8	.467	4.56	19	19	0	0	0	102.2	93	64	52	15	1	48-0	85	13	0	.243
<b>MINOR TOTALS</b>		<b>46-40</b>	<b>.535</b>	<b>3.57</b>	<b>133</b>	<b>124</b>	<b>2</b>	<b>1</b>	<b>0</b>	<b>660.0</b>	<b>580</b>	<b>320</b>	<b>262</b>	<b>51</b>	<b>55</b>	<b>292-0</b>	<b>597</b>	<b>60</b>	<b>7</b>	<b>.237</b>

**CAREER TRANSACTIONS**

- Selected by New York-AL in the 50th round in the First-Year Player Draft (6/08).
- On Class A Tampa disabled list with a fractured left hand (7/12/11-remainder of season).
- On Class A Tampa disabled list with a blister on his left index finger (5/3-12/12).
- On Class A Tampa disabled list with a blister on his left index finger (5/19-6/11/12).
- On Class AAA Scranton/Wilkes-Barre disabled list with left elbow inflammation (4/3-28/14).
- On Class AAA Scranton/Wilkes-Barre disabled list with a strained left elbow (5/23-6/26/14); included a rehab assignment to the Gulf Coast League Yankees (6/21-23/14).
- Signed by San Francisco as a free agent (12/15/14).
- On Class AAA Sacramento disabled list with a laceration on his left index finger (4/14-5/25/15).
- Signed by the White Sox as a free agent (11/30/15).







# JACOB TURNER

# 44

## RIGHT-HANDED PITCHER

**Given Name:** Jacob Edward Turner

**Bats:** Right      **Throws:** Right

**Height:** 6-5      **Weight:** 215

**Opening Day Age:** 24 (May 21, 1991)

**Birthplace/Residence:** St. Charles, Mo./Chesterfield, Mo.

**First Pro Contract:** Detroit Tigers, selected in the first round (ninth overall), June 2009 First-Year Player Draft.

**Sox Acquisition:** Claimed off waivers from Chicago Cubs, October 27, 2015.

**Major League Service:** Three years, 33 days.

**Contract Status:** Signed through 2016.

### 2015 SEASON

■ Missed the entire season due to inflammation in his right shoulder ... made two rehab starts with Class AA Tennessee in the Cubs organization.

■ Was claimed by the White Sox off waivers from the Cubs on 10/27.

### 2014 SEASON

■ Made his first career Opening Day roster with Miami.  
■ Went 6-11 with a 6.13 ERA (77 ER/113.0 IP) and 71 strikeouts over 28 games (18 starts) between Miami and the Cubs.

■ Established career highs in wins and appearances.  
■ Was designated for assignment on 8/5 ... was traded by Miami to the Cubs for Jose Arias and Tyler Bremer on 8/8.

■ Posted a 6-9 record with a 6.39 ERA (66 ER/93.0 IP) over 18 starts and an 0-2 mark with a 4.95 ERA (11 ER/20.0 IP) in 10 relief appearances.

■ Was placed on the Marlins' disabled list on 4/4 with a strained right shoulder ... made two rehab starts with Class A Jupiter (4/23-28) before being reinstated on 5/3.

■ Matched a career high with seven strikeouts on 5/18 at San Francisco and 9/1 vs. Milwaukee.

■ Made his first career relief appearance on 6/16 vs. the Cubs, allowing one run over 1.0 IP.

■ Recorded his first career hold on 8/19 vs. San Francisco.

### 2013 SEASON

■ Set career bests in IP (118.0), strikeouts (77), starts (20) and ERA (3.74) with Miami.

■ Began the season with Class AAA New Orleans ... was recalled by the Marlins on 5/31.

■ Limited opponents to a .206 (22-107) average with RISP ... allowed just 11 home runs over 118.0 IP (0.84 HR/9.0 IP).

■ Posted a 2.12 ERA (8 ER/34.0 IP) over five starts in June, the ninth-lowest mark in the National League during the month.

■ Earned the win in his season debut on 5/31 vs. New York-NL, allowing five hits over 7.0 scoreless IP.

■ Tossed his first career complete game on 6/29 vs. San Diego (W; 1 ER/9.0 IP), striking out a career-high seven batters.

■ Went 0-7 with a 4.92 ERA (35 ER/64.0 IP) over his last 12 starts of the season.

### 2012 SEASON

■ Started the season in the Detroit organization before being traded with catcher Rob Brantly and pitcher Brian Flynn to Miami in exchange for pitcher Anibal Sanchez and infielder Omar Infante on 7/23.

■ Combined to go 2-5 with a 4.42 ERA (27 ER/55.0 IP) and 36 strikeouts over 10 starts between the Tigers and Marlins.

■ Earned the win on 7/22 vs. the White Sox while with the Tigers (3 ER/5.1 IP) ... recorded his first win with the Marlins on 9/14 vs. Cincinnati, tossing 7.0 scoreless IP.

■ Became the youngest pitcher in major-league history to win a game for an American League team and National League team in the same season.

■ Tossed a career-high 12.0 consecutive scoreless IP from 9/7-14.

■ Went a combined 7-4 with a 2.98 ERA (32 ER/111.2 IP) and 73 strikeouts in 19 starts between Class AAA Toledo, Class A Lakeland and Class AAA New Orleans.

### 2011 SEASON

■ Spent the majority of the season in the minors while also making three starts over two stints with Detroit.

■ Made his major-league debut on 7/30 vs. the Angels ... suffered the loss, allowing two runs on three hits over 5.1 IP with six strikeouts ... recorded his first career strikeout in the second inning (Howie Kendrick).

■ Became the youngest (20 years, 69 days old) Detroit pitcher to make a start at Comerica Park, and the youngest overall to make his debut for the Tigers since Bruce Robbins (19 years old) on 7/28/79.

■ Was optioned back to Toledo following his debut and recalled on 9/1.

■ Went a combined 4-5 with a 3.44 ERA (50 ER/131.0 IP) and 110 strikeouts over 20 starts between Erie and Toledo.

■ Was named an Eastern League midseason All-Star.

■ Was selected to the U.S. Team in the Futures Game at Chase Field ... retired the only two batters he faced.

### 2010 SEASON

■ Combined to go 2-3 with a 3.28 ERA (42 ER/115.1 IP) and 102 strikeouts in 24 games (23 starts) between Class A West Michigan and Class A Lakeland in his professional debut.

■ Was named a Midwest League midseason All-Star.

■ Was on West Michigan's disabled list from 4/22-29 with a right forearm strain.

### MISCELLANEOUS/PERSONAL

■ Married Kristen... has one daughter: Hadley.

■ Twitter: @Jacob\_Turner22.

■ Is a 2009 graduate of Westminster Christian Academy in Chesterfield, Mo. ... was named the Gatorade Player of the Year in Missouri following his senior season.

■ Was named a First-Team High School All-American by *Baseball America* in 2009.

■ Participated in the Aflac All-American High School Baseball Classic in 2008 ... went 5-2 with a 1.45 ERA (8 ER/49.2 IP) and 92 strikeouts as a junior.

FRONT OFFICE

FIELD STAFF

PLAYERS

OPPONENTS

2015 REVIEW

HISTORY

RECORDS

MINOR LEAGUES

MEDIA/MISC.

FRONT OFFICE  
 FIELD STAFF  
 PLAYERS  
 OPPONENTS  
 2015 REVIEW  
 HISTORY  
 RECORDS  
 MINOR LEAGUES  
 MEDIA/MISC.

### CAREER PLAYING RECORD

YEAR	CLUB	W-L	PCT	ERA	G	GS	CG	SHO	SV	IP	H	R	ER	HR	HB	BB-I	SO	WP	BK	AVG
2010	Lakeland	4-2	.667	2.93	13	13	0	0	0	61.1	53	22	20	3	7	14-0	51	0	1	.231
	West Michigan	2-3	.400	3.67	11	10	0	0	0	54.0	53	26	22	4	1	9-0	51	1	0	.245
2011	Erie	3-5	.375	3.48	17	17	0	0	0	113.2	102	47	44	9	7	32-1	90	8	0	.239
	Toledo	1-0	1.000	3.12	3	3	0	0	0	17.1	15	6	6	1	0	3-0	20	2	0	.227
2012	DETROIT	0-1	.000	8.53	3	3	0	0	0	12.2	17	13	12	3	1	4-0	8	0	0	.315
	Lakeland	1-2	.333	1.66	4	4	0	0	0	21.2	17	8	4	1	1	7-0	17	1	0	.218
	Toledo	4-2	.667	3.16	10	10	1	1	0	62.2	52	23	22	2	2	24-1	40	1	0	.229
	DETROIT	1-1	.500	8.03	3	3	0	0	0	12.1	17	11	11	4	0	7-1	7	1	0	.321
	New Orleans	2-0	1.000	1.98	5	5	0	0	0	27.1	27	6	2	0	12-1	16	2	0	0	.267
	MIAMI	1-4	.200	3.38	7	7	0	0	0	42.2	33	21	16	5	0	9-2	29	4	0	.208
2013	New Orleans	3-4	.429	4.47	10	10	0	0	0	56.1	59	35	28	7	3	14-1	35	4	1	.268
	MIAMI	3-8	.273	3.74	20	20	1	0	0	118.0	116	55	49	11	4	54-5	77	11	0	.262
2014	MIAMI	4-7	.364	5.97	20	12	0	0	0	78.1	106	54	52	8	1	23-1	54	3	1	.328
	Jupiter	1-1	.500	2.45	2	2	0	0	0	11.0	7	3	3	1	0	1-0	10	0	0	.179
	CHICAGO-NL	2-4	.333	6.49	8	6	0	0	0	34.2	42	27	25	4	0	10-1	17	3	0	.313
2015	Tennessee	1-1	.500	2.00	2	2	0	0	0	9.0	5	2	2	1	0	2-0	7	2	0	.161
<b>MINOR TOTALS</b>		<b>22-20</b>	<b>.524</b>	<b>3.25</b>	<b>77</b>	<b>76</b>	<b>1</b>	<b>1</b>	<b>0</b>	<b>434.1</b>	<b>390</b>	<b>178</b>	<b>157</b>	<b>31</b>	<b>21</b>	<b>118-4</b>	<b>337</b>	<b>21</b>	<b>2</b>	<b>.239</b>
<b>A.L. TOTALS</b>		<b>1-2</b>	<b>.333</b>	<b>8.28</b>	<b>6</b>	<b>6</b>	<b>0</b>	<b>0</b>	<b>0</b>	<b>25.0</b>	<b>34</b>	<b>24</b>	<b>23</b>	<b>7</b>	<b>1</b>	<b>11-1</b>	<b>15</b>	<b>1</b>	<b>0</b>	<b>.318</b>
<b>N.L. TOTALS</b>		<b>10-23</b>	<b>.303</b>	<b>4.67</b>	<b>55</b>	<b>45</b>	<b>1</b>	<b>0</b>	<b>0</b>	<b>273.2</b>	<b>297</b>	<b>157</b>	<b>142</b>	<b>28</b>	<b>5</b>	<b>96-9</b>	<b>177</b>	<b>21</b>	<b>1</b>	<b>.280</b>
<b>MLB TOTALS</b>		<b>11-25</b>	<b>.306</b>	<b>4.97</b>	<b>61</b>	<b>51</b>	<b>1</b>	<b>0</b>	<b>0</b>	<b>298.2</b>	<b>331</b>	<b>181</b>	<b>165</b>	<b>35</b>	<b>6</b>	<b>107-10</b>	<b>192</b>	<b>22</b>	<b>1</b>	<b>.284</b>

### CAREER TRANSACTIONS

- Selected by Detroit in the first round (ninth overall) of the First-Year Player Draft (6/09).
- On Class A Western Michigan disabled list with a strained right forearm (4/22-5/5/10).
- Traded by Detroit with catcher Rob Brantly and pitcher Brian Ryan to Miami in exchange for pitcher Anibal Sanchez and infielder Omar Infante (7/23/12).
- On Miami disabled list with a strained right shoulder (4/4-5/3/14); included a rehab assignment to Class A Jupiter (4/23-5/3/14).
- Traded by Miami to Chicago-NL in exchange for pitchers Jose Arias and Tyler Brener (8/8/14).
- On Chicago-NL disabled list with right shoulder inflammation (3/27/15-remainder of season); included a rehab assignment to Class AA Tennessee (6/9-18/15).
- Claimed by the White Sox off waivers from Chicago-NL (10/27/15).

### CAREER PITCHING BREAKDOWN


**Quality Starts — Career: 17; 2014: 3; 2013: 9; 2012: 5; 2011: 0.**  
**Club Record As Starter — Career: 19-32; 2014: 8-10; 2013: 6-14; 2012: 5-5; 2011: 0-3.**  
**Starts Lasting 6.0/7.0/8.0 IP — Career: 21/7/1; 2014: 6/0/0; 2013: 10/4/1; 2012: 5/2/0; 2011: 0/0/0.**

### CAREER FIELDING STATISTICS

POSITION	PCT	G	GS	TC	PO	A	E	DP
Pitcher	.938	61	51	81	30	46	5	3

### CAREER GAME BESTS

**STRIKEOUTS — 7 (3x; last 9/1/14 vs. Mil.; 6.1 IP) ... IP — 9.0 (6/29/13 vs. S.D.) ... CG — 1 (6/29/13 vs. S.D.)**  
**SHO — NONE ... WINNING STREAK — 2 games (2x; last 7/22-27/14) ... CONSEC. SCORELESS IP — 12.0 (9/7-14/12)**





# JOSH WALL

# 70

**RIGHT-HANDED PITCHER****NON-ROSTER INVITEE****Given Name:** Joshua Michael Wall**Bats:** Right**Throws:** Right**Height:** 6-6**Weight:** 220**Opening Day Age:** 29 (January 21, 1987)**Birthplace/Residence:** Baton Rouge, La.**First Pro Contract:** Los Angeles Dodgers, selected in the second round, June 2005 First-Year Player Draft.**Sox Acquisition:** Signed as a free agent, December 18, 2015.**Major League Service:** 67 days.**Contract Status:** Signed through 2016.

## 2015 SEASON

- Spent the season with Class AAA Indianapolis in the Pittsburgh organization ... 23 of his 29 appearances were scoreless ... gave up eight of his 11 runs in three outings.
- Averaged 9.1 strikeouts per 9.0 IP (37 SO/36.2 IP) and held opponents to a .206 (27-131) average ... right-handers hit just .176 (13-74).
- Began the season at extended spring training in Bradenton, Fla. ... made his season debut on 5/5 vs. Rochester, throwing 1.1 scoreless IP ... was on the disabled list from 5/23-6/4 with a right forearm strain.
- Made eight straight scoreless appearances to end the season (10.0 IP), lowering his ERA from 3.38 to 2.45 ... threw 3.0 scoreless IP on 8/16 vs. Durham.

## 2014 SEASON

- Spent time with Class AAA Salt Lake in the Angels system and Indianapolis (Pirates), posting a 3.25 ERA (16 ER/44.1 IP) with 46 strikeouts over 30 relief appearances.
- Opened the season with the Bees ... was recalled by the Angels on 4/18 ... allowed five runs without recording an out on 4/18 at Detroit and one run over 1.0 IP on 4/19 at Detroit.
- Was optioned to Salt Lake on 4/20 and claimed off waivers by Pittsburgh on 5/22 ... spent the remainder of the season with Indianapolis ... posted a 1.69 ERA (4 ER/21.1 IP) over his final 17 appearances.

## 2013 SEASON

- Made 25 appearances with Class AAA Albuquerque in the Dodgers organization and 20 with Class AAA New Orleans in the Miami Marlins system.
- Opened the season with the Isotopes ... was recalled by the Dodgers on 4/15, where he made six relief appearances before being optioned back on 4/29.
- Was traded to the Marlins on 7/6 with pitchers Angel Sanchez and Steve Ames in exchange for pitcher Ricky Nolasco.
- Was claimed off waivers by the Angels on 10/4.

## 2012 SEASON

- Spent most of the season with Albuquerque, where he led the Pacific Coast League with 28 saves ... converted 93.3 percent (28-30) of his save opportunities.
- Also pitched in seven games over three stints with the Dodgers ... was recalled by the Dodgers on 7/14 ... made his major-league debut on 7/22 at the Mets, earning the victory with a scoreless 11th inning.
- Was recalled a second time on 8/27, optioned on 8/30 and recalled for the third time on 9/4 ... his final five outings with the Dodgers were scoreless (4.1 IP).

## 2011 SEASON

- Tied for fifth in the Southern League with 51 appearances with Class AA Chattanooga while pitching exclusively in relief for the first time in his career.
- Made eight relief appearances for Salt River in the Arizona Fall League, going 2-0 with a 2.16 ERA (2 ER/8.1 IP).

## 2010 SEASON

- Led the Midwest League with 151 strikeouts and ranked second with 153.0 IP with Class A Great Lakes.
- Struck out 10 or more batters four times, all in a six-start span from 5/29-7/2 ... recorded a complete-game, three-hit shutout on 7/7 vs. Lansing.

## 2009 SEASON

- Spent his second straight season with Class A Inland Empire in the California League.

## 2008 SEASON

- Led Inland Empire with nine wins and ranked second on the team with 101 strikeouts.

## 2007 SEASON

- Led Class A Great Lakes with 24 starts and 129.1 IP ... entered the season rated by *Baseball America* as the No. 15 Prospect in the Dodgers organization.

## 2006 SEASON

- Made 14 starts with Advanced Rookie Ogden in the Pioneer League.

## 2005 SEASON

- Made his professional debut with the Gulf Coast League Dodgers, appearing in five games (four starts).

## MISCELLANEOUS/PERSONAL

- Married Kayli ... Twitter: @Thegr8wall15.
- Graduated in 2005 from Central Private High School in Baker, La. ... was named the Gatorade Player of the Year in Louisiana after going 14-1 with a 0.93 ERA as a senior.

FRONT OFFICE

FIELD STAFF

PLAYERS

OPPONENTS

2015 REVIEW

HISTORY

RECORDS

MINOR LEAGUES

MEDIA/MISC.

FRONT OFFICE  
 FIELD STAFF  
 PLAYERS  
 OPPONENTS  
 2015 REVIEW  
 HISTORY  
 RECORDS  
 MINOR LEAGUES  
 MEDIA/MISC.

### CAREER PLAYING RECORD

YEAR	CLUB	W-L	PCT	ERA	G	GS	CG	SHO	SV	IP	H	R	ER	HR	HB	BB-I	SO	WP	BK	AVG
2005	GCL Dodgers	1-3	.250	3.86	5	4	0	0	0	14.0	13	8	6	2	0	8-0	5	1	1	.245
2006	Ogden	3-5	.375	5.86	14	14	0	0	0	66.0	80	56	43	5	4	33-1	41	12	0	.305
2007	Great Lakes	6-10	.375	4.18	26	24	1	0	1	129.1	136	71	60	8	10	48-1	103	10	1	.269
2008	Inland Empire	9-6	.600	6.28	27	25	0	0	0	129.0	152	92	90	12	11	63-0	101	13	1	.297
2009	Inland Empire	5-8	.385	5.98	23	22	0	0	0	111.1	135	85	74	9	11	51-1	77	10	1	.310
2010	Great Lakes	9-7	.563	4.24	26	26	1	1	0	153.0	144	80	72	11	14	68-0	*151	20	0	.248
2011	Chattanooga	4-5	.444	3.93	51	0	0	0	1	68.2	72	34	30	6	3	27-1	57	4	0	.271
2012	Albuquerque	2-1	.667	4.53	55	0	0	0	*28	53.2	50	30	27	7	2	20-0	52	4	0	.242
	LOS ANGELES-NL	1-0	1.000	4.76	7	0	0	0	0	5.2	3	3	3	1	1	1-0	4	2	0	.188
2013	Albuquerque	1-2	.333	5.60	25	0	0	0	3	27.1	27	19	17	3	0	16-1	25	6	0	.270
	LOS ANGELES-NL	0-1	.000	18.00	6	0	0	0	0	7.0	17	14	14	2	0	6-3	7	0	0	.486
	New Orleans	1-1	.500	3.27	20	0	0	0	1	22.0	23	9	8	0	1	8-0	21	4	0	.264
2014	Salt Lake	0-0	.000	4.35	8	0	0	0	1	10.1	11	7	5	0	0	5-0	11	1	0	.262
	LOS ANGELES-AL	0-0	.000	54.00	2	0	0	0	0	1.0	5	6	6	0	0	3-0	0	0	0	.714
	Indianapolis	0-3	.000	2.91	28	0	0	0	3	34.0	35	15	11	2	1	14-1	35	6	0	.263
2015	Indianapolis	2-3	.400	2.45	29	0	0	0	0	36.2	27	11	10	1	5	10-2	37	4	0	.206
<b>MINOR TOTALS</b>		<b>43-54</b>	<b>.433</b>	<b>4.77</b>	<b>337</b>	<b>115</b>	<b>2</b>	<b>1</b>	<b>38</b>	<b>855.1</b>	<b>905</b>	<b>517</b>	<b>453</b>	<b>66</b>	<b>62</b>	<b>371-8</b>	<b>716</b>	<b>95</b>	<b>4</b>	<b>.273</b>
<b>N.L. TOTALS</b>		<b>1-1</b>	<b>.500</b>	<b>12.08</b>	<b>13</b>	<b>0</b>	<b>0</b>	<b>0</b>	<b>0</b>	<b>12.2</b>	<b>20</b>	<b>17</b>	<b>17</b>	<b>3</b>	<b>1</b>	<b>7-3</b>	<b>11</b>	<b>2</b>	<b>0</b>	<b>.370</b>
<b>A.L. TOTALS</b>		<b>0-0</b>	<b>.000</b>	<b>54.00</b>	<b>2</b>	<b>0</b>	<b>0</b>	<b>0</b>	<b>0</b>	<b>1.0</b>	<b>5</b>	<b>6</b>	<b>6</b>	<b>0</b>	<b>0</b>	<b>3-0</b>	<b>0</b>	<b>0</b>	<b>0</b>	<b>.714</b>
<b>MLB TOTALS</b>		<b>1-1</b>	<b>.500</b>	<b>15.15</b>	<b>15</b>	<b>0</b>	<b>0</b>	<b>0</b>	<b>0</b>	<b>13.2</b>	<b>25</b>	<b>23</b>	<b>23</b>	<b>3</b>	<b>1</b>	<b>10-3</b>	<b>11</b>	<b>2</b>	<b>0</b>	<b>.410</b>

\*Led League

### CAREER TRANSACTIONS

- Selected by Los Angeles-NL in the second round of the First-Year Player Draft (6/05).
- Traded by Los Angeles-NL with RHP Angel Sanchez and RHP Steve Ames to Miami in exchange for RHP Ricky Nolasco and cash (7/6/13).
- Claimed by Los Angeles-AL off waivers from Miami (10/4/13).
- Claimed by Pittsburgh off waivers from Los Angeles-AL (5/22/14).
- Signed by Pittsburgh as a free agent (1/30/15).
- On Class AAA Indianapolis disabled list with a strained right forearm (5/23-6/4/15).
- Signed by the White Sox as a free agent (12/18/15).







# DANIEL WEBB

# 40

## RIGHT-HANDED PITCHER

**Given Name:** Robert McDaniel Webb

**Bats:** Right **Throws:** Right

**Height:** 6-3

**Weight:** 215

**2016 Opening Day Age:** 26 (August 18, 1989)

**Birthplace/Residence:** Paducah, Ky.

**First Pro Contract:** Toronto Blue Jays, selected in the 18th round, June 2009 First Year Player Draft.

**Sox Acquisition:** Obtained from Toronto with pitcher Myles Jaye in exchange for pitcher Jason Frasor, January 1, 2012.

**Major League Service:** One year, 158 days.

**Contract Status:** Signed through 2016.

### 2015 SEASON

- Spent most of the season with the White Sox ... posted a 3.95 ERA (6 ER/13.2 IP) in 15 road appearances (8.27 mark at home) ... worked 4.2 scoreless IP on zero rest.
- Was recalled from Class AAA Charlotte on 4/26 as the 26th player prior to Chicago's game vs. Kansas City ... did not pitch and was optioned back to the Knights following the game.
- Was recalled a second time on 5/28 and made his season debut that day in Game 2 at Baltimore (1.0 scoreless IP).
- Did not allow an earned run over his first 10 games (11.0 IP) of the season.
- Earned his first win on 6/30 at St. Louis (0.2 scoreless IP).
- Surrendered his first earned run on 7/5 vs. Baltimore.
- Was on the 15-day disabled list from 8/5-29 with a mid right back strain ... made three appearances with Charlotte on his injury rehab assignment before being reinstated on 8/29.
- Surrendered at least one run in seven of his final 11 appearances from 8/4-10/4 (multiple runs five times).
- Opened the season with Charlotte and made 18 relief appearances ... converted both of his save opportunities and worked 2.0-plus IP eight times ... did not allow a hit six times.
- Made four straight scoreless appearances of at least 2.0 IP from 4/27-5/10 ... earned the save on 5/10 at Toledo.
- Worked 2.0 scoreless IP and 2.2 scoreless IP in his final two outings on 5/21 and 5/25 before being recalled in April.

### 2014 SEASON

- **AL Relief Leaders:** *T6th in wins (6); T8th in GIDP (8).*
- Made his first Opening Day roster with the White Sox ... ranked third on the club with 57 appearances ... 46 of his outings were at least 1.0 IP.
- Recorded a 3.12 ERA (14 ER/40.1 IP) in the first half, compared to a 5.27 mark (16 ER/27.1 IP) after the break.
- Averaged 7.8 strikeouts (58 SO) and 5.6 walks (42 BB) per 9.0 IP ... limited left-handers to a .217 average (25-115), and first batters faced went 10-49 (.204).
- Struck out three over 2.2 IP in his season debut on 4/3 vs. Minnesota (2.2 IP) ... posted his first hold on 4/10 vs. Cleveland, throwing 2.0 scoreless IP.
- Earned his first major-league win on 4/15 vs. Boston (threw one pitch to end the top of the eighth inning) ... threw a career-high 3.0 IP (59 pitches) the next night vs. the Red Sox.
- Made six straight scoreless appearances from 4/27-5/10 (7.0 IP), allowing just four hits ... pitched in three consecutive games from 5/4-6 (2.1 IP).
- Was 3-0 with a 1.35 ERA (2 ER/13.1 IP) in May ... did not allow a run over seven straight outings from 5/17-6/8 (10.0 IP).
- Surrendered just one hit over five straight scoreless appearances (4.2 IP) from 7/22-29 ... allowed a game-ending single to Martin Prado in the ninth inning on 8/22 at Yankee Stadium ... made five straight scoreless outings from 8/28-9/8 (5.2 IP).

### 2013 SEASON

- Spent time with Class A Winston-Salem, Class AA Birmingham, Class AAA Charlotte and the White Sox ... his contract was purchased by Chicago on 9/3.
- Made his major-league debut on 9/4 at Yankee Stadium, allowing one run in 1.0 IP ... recorded his first career strikeout (Asdrubal Cabrera) on 9/14 vs. Cleveland.
- Worked 6.1 scoreless IP with seven strikeouts over his final four outings ... threw 2.0 scoreless IP on 9/18 vs. Minnesota ... posted his first hold on 9/28 vs. Kansas City.
- Combined to go 2-1 with a 1.87 ERA (13 ER/62.2 IP), 10 saves, 78 strikeouts and a .194 opponents average (45-232) over 42 games at the three minor-league stops.
- Was 10-11 in save chances, converting his first eight ... the 10 saves ranked third among White Sox farmhands.
- Averaged 11.2 strikeouts per 9.0 IP between the three clubs and struck out at least one batter 39 times.
- Limited right-handers to a .188 average (25-133), while lefties batted .202 (20-99) across all three stops.
- Made eight straight scoreless appearances (14.1 IP) from 5/10-6/6 ... struck out five batters on 4/15 at Myrtle Beach and 7/9 vs. Durham ... did not allow an earned run in his last 15 appearances (20.2 IP) with the Knights from 7/12-8/31.

### 2012 SEASON

- Spent his first season in the Sox system with Class A Kannapolis ... was obtained from Toronto with Myles Jaye in exchange for Jason Frasor on 1/1 (acquisition recommended by Joe Siers).

### 2011 SEASON

- Combined to go 4-5 with a 5.48 ERA (41 ER/67.1 IP) in 19 appearances (12 starts) between Class A Lansing and the Gulf Coast League Blue Jays.

### 2010 SEASON

- Went 1-7 with a 4.74 ERA (36 ER/68.1 IP) in 15 starts between Rookie Auburn and Lansing ... entered 2010 rated by *Baseball America* as the No. 20 Prospect in the Toronto system.

### COMMUNITY INVOLVEMENT

- In 2014, visited wounded soldiers at Walter Reed Medical Center and participated in a USO lunch and pre-game military family ceremony.

### MISCELLANEOUS/PERSONAL

- Single ... has one daughter: Baylie.
- Attended Northwest Florida State College.
- Is a 2007 graduate of Heath High School in Paducah, Ky.
- Was selected by Arizona in the 18th round of the 2007 First-Year Player Draft but did not sign.

FRONT OFFICE  
FIELD STAFF  
PLAYERS  
OPPONENTS  
2015 REVIEW  
HISTORY  
RECORDS  
MINOR LEAGUES  
MEDIA/MISC.

### CAREER PLAYING RECORD

YEAR	CLUB	W-L	PCT	ERA	G	GS	CG	SHO	SV	IP	H	R	ER	HR	HB	BB-I	SO	WP	BK	AVG
2010	Auburn	0-6	.000	5.24	13	13	0	0	0	56.2	69	43	33	4	9	26-0	39	2	1	.299
	Lansing	1-1	.500	2.31	2	2	0	0	0	11.2	8	7	3	0	1	6-0	4	2	0	.195
2011	GCL Blue Jays	0-0	.000	0.00	1	0	0	0	0	1.1	2	0	0	0	0	0-0	0	1	0	.333
	Lansing	4-5	.444	5.59	18	12	0	0	2	66.0	80	53	41	7	6	24-0	51	3	1	.303
2012	Kannapolis	1-8	.111	5.81	31	4	0	0	3	62.0	73	51	40	2	3	27-0	50	7	0	.293
2013	Winston-Salem	1-0	1.000	0.00	8	0	0	0	2	15.0	10	2	0	0	0	5-0	19	1	1	.182
	Birmingham	0-0	.000	1.77	13	0	0	0	4	20.1	11	4	4	0	1	5-0	21	1	0	.155
	Charlotte	1-1	.500	2.96	21	0	0	0	4	27.1	24	15	9	1	0	17-0	38	5	0	.226
	WHITE SOX	0-0	.000	3.18	9	0	0	0	0	11.1	9	4	4	0	0	4-0	10	1	0	.220
2014	WHITE SOX	6-5	.545	3.99	57	0	0	0	0	67.2	59	31	30	6	2	42-5	58	13	0	.238
2015	Charlotte	2-1	.667	3.81	18	0	0	0	2	28.1	25	12	12	3	2	15-0	24	4	0	.234
	WHITE SOX	1-0	1.000	6.30	27	0	0	0	0	30.0	41	26	21	3	1	22-1	22	2	0	.325
<b>MINOR TOTALS</b>		<b>10-22</b>	<b>.313</b>	<b>4.43</b>	<b>125</b>	<b>31</b>	<b>0</b>	<b>0</b>	<b>17</b>	<b>288.2</b>	<b>302</b>	<b>187</b>	<b>142</b>	<b>17</b>	<b>22</b>	<b>125-0</b>	<b>246</b>	<b>26</b>	<b>3</b>	<b>.267</b>
<b>MLB TOTALS</b>		<b>7-5</b>	<b>.583</b>	<b>4.54</b>	<b>93</b>	<b>0</b>	<b>0</b>	<b>0</b>	<b>0</b>	<b>109.0</b>	<b>109</b>	<b>61</b>	<b>55</b>	<b>9</b>	<b>3</b>	<b>68-6</b>	<b>90</b>	<b>16</b>	<b>0</b>	<b>.263</b>

### CAREER TRANSACTIONS

- Selected by Toronto in the 18th round of the First-Year Player Draft (6/09).
- On Class A Lansing disabled list with right elbow inflammation (6/12-8/20/11).
- Traded by Toronto with pitcher Myles Jaye to the White Sox in exchange for pitcher Jason Frasor (1/11/12).
- On Class A Kannapolis disabled list with a right elbow strain (5/31-6/29/12).
- On White Sox disabled list with a mid right back strain (8/5-29/15); included rehab assignment at Class AAA Charlotte (8/21-29/15).

### CAREER RELIEF BREAKDOWN

Save Pct. — Career: 0-3; 2015: 0-1; 2014: 0-2.

Holds — Career: 4; 2014: 4; 2013: 1.

Inherited Runners/Scored — Career: 69-23 (33.3); 2015: 21-11 (52.4); 2014: 42-12 (28.6); 2013: 6-0 (0.0).

First Batter Efficiency — Career: 18-80 (.225); 2015: 7-23 (.304); 2014: 10-49 (.204); 2013: 1-8 (.125).


### CAREER FIELDING STATISTICS

POSITION	PCT	G	GS	TC	PO	A	E	DP
Pitcher	.789	93	0	9	4	11	4	0

### CAREER GAME BESTS

**STRIKEOUTS** — 5 (7/11/14 vs. LAA) ... **IP** — 3.0 (2x; last 7/21/15 vs. STL)

**WINNING STREAK** — 4 games (4/15-5/23/14) ... **CONSECUTIVE SCORELESS IP** — 10.0 (5/17-6/8/2014)





# MICHAEL YNOA

# 66

## RIGHT-HANDED PITCHER

**Given Name:** Michael Jose Ynoa Ventura

**Bats:** Right **Throws:** Right

**Height:** 6-7 **Weight:** 210

**Opening Day Age:** 24 (September 24, 1991)

**Birthplace/Residence:** Puerto Plata, Dominican Republic

**First Pro Contract:** Oakland Athletics, signed as a free agent, July 2, 2008.

**Sox Acquisition:** Obtained from the Oakland A's with RHP Jeff Samardzija in exchange for RHP Chris Bassitt, C Josh Phegley, 1B Rangel Ravelo and INF Marcus Semien, December 9, 2014.

**Major League Service:** None.

**Contract Status:** Signed through 2016.

### 2016 SEASON

- Enters the season rated by MLB.com as the 26th-best prospect in the White Sox organization.

### 2015 SEASON

- Appeared in just 28 games with Class A Winston-Salem due to shoulder injuries.
- Posted a 1.10 ERA (2 ER/16.1 IP) with 16 strikeouts on the road ... averaged 9.5 strikeouts per 9.0 IP (40 SO/38.0 IP).
- Went 6-6 with a 1.80 ERA (2 ER/10.0 IP) in save chances.
- Was on the disabled list from 4/13-23 (strained right shoulder) and 5/17-6/13 (right shoulder inflammation).
- Recorded a 1.46 ERA (2 ER/12.1 IP) from 7/13-8/21.

### 2014 SEASON

- Spent the season with Class A Stockton in the A's organization ... averaged 12.6 strikeouts per 9.0 IP (64 SO/45.2 IP).
- Went 2-0 with a 2.00 ERA (4 ER/18.0 IP) over his last 12 games ... struck out five batters on 5/6 at Visalia (2.0 IP) and 7/19 at Inland Empire (2.0) ... tossed 7.0 straight scoreless IP from 7/1-16.

### 2013 SEASON

- Went a combined 3-3 with a 3.69 ERA (31 ER/75.2 IP), one save and 68 strikeouts between Class A Beloit and Stockton.
- Owned a 1.82 ERA (5 ER/24.2 IP) in his first nine starts.
- Following the season, was rated by *Baseball America* as the No. 4 Prospect in Athletics organization.

### 2012 SEASON

- Combined to go 1-4 with a 6.46 ERA (22 ER/30.2 IP) and 25 strikeouts over 14 games (12 starts) between the Arizona League Athletics and Class A Vermont.
- Held opponents to a .067 (1-15) mark with RISP/two outs.
- Limited righties to a .149 (7-47) average with Vermont.

### 2011 SEASON

- Missed the season while recovering from elbow surgery.

### 2010 SEASON

- Made his professional debut with the AZL Athletics ... underwent Tommy John surgery on 8/25.

### 2009 SEASON

- Missed the season with a strained right elbow.
- Entered the season rated by *Baseball America* as the No. 3 prospect in the Athletics organization and No. 54 in baseball.

### MISCELLANEOUS/PERSONAL

- Single ... Twitter: @InoaMichael.
- Attended Liceo Jose Dubeau in Puerto Plata.
- Was the top international free agent when he signed with Oakland at age 16 on 7/2/08 ... received a then-record \$4.25-million signing bonus.

### CAREER PLAYING RECORD

YEAR	CLUB	W-L	PCT	ERA	G	GS	CG	SHO	SV	IP	H	R	ER	HR	HB	BB-I	SO	WP	BK	AVG
2009										DID NOT PLAY DUE TO INJURY										
2010	AZL Athletics	0-1	.000	5.00	3	3	0	0	0	9.0	6	5	5	1	1	4-0	11	3	0	.188
2011										DID NOT PLAY DUE TO INJURY										
2012	AZL Athletics	0-1	.000	5.40	6	6	0	0	0	10.0	11	7	6	1	1	9-0	6	1	0	.282
	Vermont	1-3	.250	6.97	8	6	0	0	0	20.2	20	18	16	2	3	16-0	19	10	1	.247
2013	Beloit	2-1	.667	2.14	15	15	0	0	0	54.2	45	19	13	3	7	18-0	48	5	1	.221
	Stockton	1-2	.333	7.71	7	6	0	0	1	21.0	23	20	18	2	2	17-0	20	2	0	.274
2014	Stockton	4-2	.667	5.52	31	0	0	0	0	45.2	42	28	28	5	5	21-2	64	7	0	.247
2015	Winston-Salem	0-2	.000	2.61	28	0	0	0	6	38.0	37	14	11	2	7	16-0	40	4	0	.255
<b>MINOR TOTALS</b>		<b>8-12</b>	<b>.400</b>	<b>4.39</b>	<b>98</b>	<b>36</b>	<b>0</b>	<b>0</b>	<b>7</b>	<b>199.0</b>	<b>184</b>	<b>111</b>	<b>97</b>	<b>16</b>	<b>26</b>	<b>101-2</b>	<b>208</b>	<b>32</b>	<b>2</b>	<b>.244</b>

### CAREER TRANSACTIONS

- Signed by Oakland as a free agent (7/2/08).
- On AZL Athletics disabled list with a right elbow strain (6/22/09-remainder of the season).
- On AZL Athletics disabled list with a right elbow strain (8/17/10-remainder of the season).
- On AZL Athletics disabled list following Tommy John surgery (8/15/11-remainder of the season).
- On Class A Stockton disabled list with a right shoulder strain (8/2-28/13).
- On Class A Stockton disabled list with a right biceps strain (4/12-29/14).
- Traded by Oakland with pitcher Jeff Samardzija to the White Sox in exchange for pitcher Chris Bassitt, catcher Josh Phegley and infielders Rangel Ravelo and Marcus Semien (12/9/14).
- On Class A Winston-Salem disabled list with a right shoulder strain (4/13-23/15).
- On Class A Winston-Salem disabled list with right shoulder inflammation (5/17-6/13/15).

# CHICAGO WHITE SOX 40-MAN ROSTER (AS OF 2/19/16)

**MANAGER:** Robin Ventura (23) **COACHES:** Dary Boston, First Base Coach (8); Don Cooper, Pitching Coach (99); Joe McEwing, Third Base Coach (47); Rick Renteira, Bench Coach (17); Mark Salas, Bullpen Catcher (59); Greg Sparks, Assistant Hitting Coach (46); Todd Stevenson, Hitting Coach (39); Bobby Thigpen, Bullpen Coach (37).

NO.	PITCHERS (21)		B	T	HT	WT	BORN	BIRTHPLACE	RESIDENCE	*15 Club(s)										SO	MLSV		
	L	R								W-L	ERA	G	GS	CG	SV	IP	H	R	ER			BB	SO
34	Matt Albers	L	R	6-1	225	1/20/83	Houston, Texas	The Woodlands, Texas	WHITE SOX	2-0	1.21	30	0	0	0	37.1	31	6	5	9	28	8,141	
								Birmingham	0-0	0.00	1	0	0	0	2.0	0	0	0	0	0	0	4	
								Charlotte	1-0	5.59	7	0	0	0	9.2	10	6	6	1	5			
54	Chris Beck	R	R	6-3	225	9/4/90	Commerce, Ga.	Buford, Ga.	WHITE SOX	3-2	3.15	10	0	0	54.1	50	20	19	14	40	0.002		
									0-1	6.00	1	1	0	0	6.0	10	5	4	4	3			
63	Brandon Brennan	R	R	6-4	220	7/26/91	Mission Viejo, Calif.	San Juan Capistrano, Calif.	WHITE SOX	3-4	3.55	12	0	0	58.1	55	29	24	39	0.000			
67	Scott Carroll	R	R	6-4	215	9/24/84	Kansas City, Mo.	Liberty, Mo.	Charlotte	7-4	3.47	16	0	0	83.0	85	41	32	29	45	1.059		
									1-1	3.44	18	0	0	0	36.2	40	19	14	13	27			
50	John Danks	L	L	6-1	210	4/15/85	Austin, Texas	Nashville, Tenn.	WHITE SOX	7-15	4.71	30	2	0	177.2	195	104	93	56	124	9.000		
33	Zach Duke	L	L	6-2	210	4/19/83	Clifton, Texas	Gallatin, Tenn.	WHITE SOX	3-6	3.41	71	0	0	60.2	47	26	23	32	66	9.054		
43	Dan Jennings	L	L	6-3	210	4/17/87	Berkeley, Calif.	Palm Beach Gardens, Fla.	WHITE SOX	2-3	3.99	53	0	0	56.1	55	28	25	24	46	2.171		
								Charlotte	0-0	3.00	3	0	0	0	6.0	6	2	2	1	5			
45	Erik Johnson	R	R	6-3	230	12/30/89	Mountain View, Calif.	Los Altos, Calif.	Charlotte	11-8	2.37	23	22	0	132.2	108	40	35	41	136	0.089		
									3-1	3.34	6	6	0	0	35.0	32	14	13	17	30			
65	Nate Jones	R	R	6-5	220	1/28/86	Butler, Ky.	Butler, Ky.	Winston-Salem	0-0	2.25	4	2	0	4.0	3	1	1	0	1	4.000		
									0-0	1.42	6	0	0	0	6.1	3	1	1	2	4			
48	Tommy Kahnle	R	R	6-1	235	8/7/89	Latham, N.Y.	Albany, N.Y.	WHITE SOX	2-2	3.32	19	0	0	19.0	12	7	7	6	27			
									1-3	4.67	21	0	0	0	6.0	27.0	19	14	14	12	28	1.087	
									0-1	4.86	36	0	0	0	2	33.1	31	22	18	28	39		
38	Mat Latos	R	R	6-6	245	12/9/87	Alexandria, Va.	Miami Beach, Fla.	MIAMI	4-7	4.48	16	16	0	0	88.1	85	46	44	25	79	6.079	
									0-0	1.93	1	1	0	0	4.2	3	1	1	5	4			
									0-3	6.66	6	5	0	0	24.1	31	19	18	6	18			
									0-0	4.91	2	0	0	0	3.2	4	2	2	1	3			
52	Jake Petricka	R	R	6-5	220	6/5/88	Fairbault, Minn.	Savage, Minn.	Charlotte	0-0	0.00	2	0	0	2.0	0	0	0	2	3	2.044		
									4-3	3.63	62	0	0	2	52.0	56	21	21	18	33			
58	Zach Phillips	L	L	6-1	200	9/21/86	Sacramento, Calif.	Goodyear, Ariz.	WHITE SOX	1-1	3.13	46	0	0	12	54.2	47	20	19	20	64	0.091	
57	Zach Putnam	R	R	6-2	220	7/3/87	Rochester, Mich.	Ann Arbor, Mich.	WHITE SOX	3-3	4.07	49	0	0	0	48.2	42	24	22	24	64	2.135	
62	Jose Quintana	R	L	6-1	220	1/24/89	Ajijona, Colombia	Barranquilla, Colombia	WHITE SOX	9-10	3.36	32	32	1	0	206.1	218	81	77	44	177	3.133	
30	David Robertson	R	R	5-11	195	4/9/85	Birmingham, Ala.	Chicago, Ill.	WHITE SOX	6-5	3.41	60	0	0	34	63.1	46	27	24	13	86	7.070	
55	Carlos Rodon	L	L	6-3	235	12/10/92	Miami, Fla.	Holly Springs, N.C.	Charlotte	1-0	3.60	2	2	0	0	10.0	8	5	4	4	13	0.168	
									9-6	3.75	26	23	1	0	139.1	130	63	58	71	139			
49	Chris Sale	L	L	6-6	180	3/30/89	Lakeland, Fla.	Fort Myers, Fla.	WHITE SOX	13-11	3.41	31	1	0	208.2	185	88	79	42	274	5.061		
44	Jacob Turner	R	R	6-5	215	5/21/91	St. Charles, Mo.	Chesterfield, Mo.	Tennessee	1-1	2.00	2	2	0	9.0	5	2	2	7	4	7.303		
40	Daniel Webb	R	R	6-3	215	8/18/89	Paducah, Ky.	Paducah, Ky.	Charlotte	2-1	3.81	18	0	0	2	28.1	25	12	12	15	24	1.158	
									1-0	6.30	27	0	0	0	30.0	41	26	21	22	22			
66	Michael Ynoa	R	R	6-7	210	9/24/91	Puerto Plata, D.R.	Puerto Plata, D.R.	Winston-Salem	0-2	2.61	28	0	0	6	38.0	37	14	11	16	40	0.000	




NO.	CATCHERS (4)	B	T	HT	WT	BORN	BIRTHPLACE	RESIDENCE	'15 Club(s)	AVG	G	AB	R	H	2B	3B	HR	RBI	BB	SO	SB	MLSV
31	Alex Avila	L	R	5-11	210	1/29/87	Hialeah, Fla.	Davie, Fla.	DETROIT	.191	67	178	21	34	5	0	4	13	40	66	0	6,061
									Toledo	.300	6	20	2	6	0	0	1	5	0	8	0	
36	Rob Brantly	L	R	6-1	195	7/14/89	San Diego, Calif.	Davie, Fla.	Birmingham	.325	30	117	13	38	6	1	4	22	3	14	0	1,130
									Charlotte	.291	23	86	11	25	3	0	4	16	5	17	0	
27	Dioner Navarro	S	R	5-9	215	2/9/84	Caracas, Venezuela	Riverview, Fla.	WHITE SOX	.121	14	33	3	4	1	0	1	6	2	8	0	
									TORONTO	.246	54	171	17	42	7	0	5	20	17	29	0	9,091
									Buffalo	.286	5	14	1	4	1	0	1	4	2	4	0	
61	Kevan Smith	R	R	6-4	230	6/28/88	Pittsburgh, Pa.	Pittsburgh, Pa.	Charlotte	.260	97	319	41	83	13	2	6	36	29	66	0	0,000
NO.	INFELDERS (6)	B	T	HT	WT	BORN	BIRTHPLACE	RESIDENCE	'15 Club(s)	AVG	G	AB	R	H	2B	3B	HR	RBI	BB	SO	SB	MLSV
79	Jose Abreu	R	R	6-3	255	1/29/87	Cienfuegos, Cuba	Miami, Fla.	WHITE SOX	.290	154	613	88	178	34	3	30	101	89	140	0	2,000
22	Matt Davidson	R	R	6-3	230	3/26/91	Yucaipa, Calif.	Scottsdale, Ariz.	Charlotte	.203	141	528	63	107	22	0	23	74	62	191	1	0,050
21	Todd Frazier	R	R	6-3	220	2/12/86	Toms River, N.J.	Toms River, N.J.	CINCINNATI	.255	157	619	82	158	43	1	35	89	44	137	13	4,071
28	Leury Garcia	S	R	5-8	170	3/18/91	Santiago, D.R.	Santiago, D.R.	Charlotte	.298	90	349	57	104	19	3	3	31	20	66	30	1,170
									WHITE SOX	.214	17	14	0	3	0	0	1	1	7	1	0	
25	Adam LaRoche	L	L	6-2	205	11/6/79	Orange County, Calif.	Fort Scott, Kan.	WHITE SOX	.207	127	429	41	89	21	0	12	44	49	133	0	12,000
15	Brett Lawrie	R	R	6-0	210	1/18/90	Langley, B.C.	Peoria, Ariz.	OAKLAND	.260	149	562	64	146	29	3	16	60	28	144	5	4,055
24	Mike Olt	R	R	6-2	210	8/27/88	New Haven, Conn.	Brantford, Conn.	CUBS	.133	6	15	1	2	0	0	1	1	0	6	0	1,156
									Tennessee	.444	3	9	5	4	2	1	0	0	3	4	0	
									Iowa	.265	59	211	30	56	14	0	9	25	20	71	0	
18	Tyler Saladino	R	R	6-0	200	7/20/89	San Diego, Calif.	San Diego, Calif.	WHITE SOX	.203	24	79	6	16	0	0	3	4	7	29	0	
									Charlotte	.255	52	196	28	50	7	2	4	29	22	33	25	0,087
5	Carlos Sanchez	S	R	5-11	195	6/29/92	Maracay, Venezuela	Maracay, Venezuela	WHITE SOX	.225	68	236	33	53	6	4	4	20	12	51	8	
									Charlotte	.344	29	131	17	45	10	0	2	17	4	28	5	1,023
									WHITE SOX	.224	120	389	40	87	23	1	5	31	19	81	2	
NO.	OUTFIELDERS (6)	B	T	HT	WT	BORN	BIRTHPLACE	RESIDENCE	'15 Club(s)	AVG	G	AB	R	H	2B	3B	HR	RBI	BB	SO	SB	MLSV
53	Melky Cabrera	S	L	5-10	210	8/11/84	Bajos De Haina, D.R.	Bajos De Haina, D.R.	WHITE SOX	.273	158	629	70	172	36	2	12	77	40	88	3	9,148
1	Adam Eaton	L	L	5-8	185	12/6/88	Springfield, Ohio	Scottsdale, Ariz.	WHITE SOX	.287	153	610	98	175	28	9	14	56	58	131	18	3,030
60	Daniel Fields	L	R	6-2	215	1/23/91	Detroit, Mich.	Farmington Hills, Mich.	Toledo	.228	122	447	59	102	25	8	7	41	66	146	17	0,003
									DETROIT	.333	1	3	1	1	1	0	0	0	0	2	0	
26	Avisail Garcia	R	R	6-4	240	6/12/91	Anzoategui, Venezuela	Anzoategui, Venezuela	WHITE SOX	.257	148	553	66	142	17	0	13	59	36	141	7	2,167
41	Jerry Sands	R	R	6-4	225	9/28/87	Middletown, N.Y.	Wendell, N.C.	Columbus	.287	66	223	41	64	12	1	14	46	45	40	1	1,142
									CLEVELAND	.236	50	123	11	29	5	1	4	19	9	36	0	
20	J.B. Shuck	L	L	5-11	195	6/18/87	Westerville, Ohio	Gallion, Ohio	WHITE SOX	.266	79	143	15	38	8	2	0	15	16	16	7	2,111
									Charlotte	.100	3	10	2	1	0	0	0	0	1	2	0	

FRONT OFFICE	FIELD STAFF	PLAYERS	OPPONENTS	2015 REVIEW	HISTORY	RECORDS	MINOR LEAGUES	MEDIA/MISC.

# NON-ROSTER INVITEES

NO.	PITCHERS (1)		BIRTHPLACE		RESIDENCE		'15 Club(s)		Stats															
	B	T	HT	WT	BORN	BIRTHPLACE	RESIDENCE	W-L	ERA	G	GS	CG	SV	IP	H	R	ER	BB	SO	MLSV				
68	Philippe Aumont	L	R	6-7	240	1/7/89	Gatineau, Quebec	Clearwater, Fla.	3-4	2.35	14	10	0	0	65.0	49	23	17	41	58	0.133			
							Lehigh Valley	PHILADELPHIA	0-1	13.50	1	1	0	0	4.0	5	6	7	3					
							Buffalo		0-2	6.00	5	4	0	0	18.0	12	12	16	22	23				
76	Tyler Danish	R	R	6-0	200	9/12/94	Brandon, Fla.	Riverview, Fla.	8-12	4.50	26	26	2	0	142.0	175	82	71	60	90	0.000			
80	Carson Fuimer	R	R	6-0	195	12/13/93	Lakeland, Fla.		0-0	0.00	1	1	0	0	1.0	1	0	0	0	0	0.000			
							Winston-Salem		0-0	2.05	8	8	0	0	22.0	16	5	9	25	60	0.000			
81	Jordan Guerrero	L	L	6-3	195	3/31/94	Oxnard, Calif.	Simi Valley, Calif.	6-1	2.28	9	9	0	0	55.1	42	15	14	10	60	0.000			
							Kannapolis		0-1	2.58	16	16	0	0	93.2	82	41	37	21	88	0.000			
77	Colin Kleven	R	R	6-5	220	4/15/91	Kannapolis, B.C.	Clearwater	5-3	2.89	13	13	0	0	71.2	66	26	23	21	57	0.000			
							Reading		1-3	8.65	5	5	0	0	26.0	32	25	26	10	15				
74	Will Lamb	L	L	6-6	175	9/9/90	Newport News, Va.	Orlando, Fla.	1-1	3.12	22	0	0	0	26.0	27	11	9	11	24	0.000			
							Round Rock		2-3	5.52	25	0	0	0	31.0	32	20	19	15	27				
75	Matt Lollis	R	R	6-9	280	9/11/90	Riverside, Calif.		3-2	3.53	47	1	0	0	63.2	47	28	25	31	62	0.000			
71	Matt Purke	L	L	6-4	215	7/17/90	Necogdoches, Texas	Houston, Texas	2-3	3.03	8	8	0	0	32.2	34	16	11	9	21	0.000			
							Potomac		0-0	3.86	2	2	0	0	7.0	5	3	3	1	3				
							Harrisburg		1-3	6.29	10	5	0	0	24.1	33	21	17	7	19				
78	Peter Tlago	R	R	6-3	215	7/5/92	Harbor City, Calif.	Phoenix, Ariz.	0-1	3.75	7	0	1	12.0	10	5	5	2	10	0.000				
							Winston-Salem		2-0	2.80	23	0	0	8	35.1	33	11	18	47					
							Birmingham		1-0	1.89	12	0	0	0	6	19.0	6	5	4	9	16			
73	Nik Turley	L	L	6-4	195	9/11/89	La Canada, Calif.	San Clemente, Calif.	7-8	4.56	19	19	0	0	102.2	93	64	52	48	85	0.000			
							San Jose		1-0	1.50	1	1	0	0	6.0	2	1	1	2	4				
70	Josh Wall	R	R	6-6	220	1/2/87	Baton Rouge, La.	Baton Rouge, La.	2-3	2.45	29	0	0	0	36.2	27	11	10	10	37	0.067			
							Indianapolis																	
<b>NO. CATCHERS (2)</b>		<b>B</b>	<b>T</b>	<b>HT</b>	<b>WT</b>	<b>BORN</b>	<b>BIRTHPLACE</b>	<b>RESIDENCE</b>	<b>AVG</b>	<b>G</b>	<b>AB</b>	<b>R</b>	<b>H</b>	<b>2B</b>	<b>3B</b>	<b>HR</b>	<b>RBI</b>	<b>BB</b>	<b>SO</b>	<b>SB</b>	<b>MLSV</b>			
85	Omar Narvaez	L	R	5-11	215	2/10/92	Maracay, Venezuela	Winston-Salem	.274	98	339	38	93	10	0	1	27	40	31	1	0.000			
29	Hector Sanchez	S	R	6-0	235	11/17/89	Maracay, Venezuela	Sacramento	.273	37	139	18	38	6	0	4	14	9	25	0	3.088			
							SAN FRANCISCO		.179	28	56	5	10	4	0	1	5	2	14	0				
<b>NO. INFELDERS (4)</b>		<b>B</b>	<b>T</b>	<b>HT</b>	<b>WT</b>	<b>BORN</b>	<b>BIRTHPLACE</b>	<b>RESIDENCE</b>	<b>AVG</b>	<b>G</b>	<b>AB</b>	<b>R</b>	<b>H</b>	<b>2B</b>	<b>3B</b>	<b>HR</b>	<b>RBI</b>	<b>BB</b>	<b>SO</b>	<b>SB</b>	<b>MLSV</b>			
84	Tim Anderson	R	R	6-1	185	6/23/93	Tuscaloosa, Ala.	Birmingham	.312	125	513	79	160	21	12	5	46	24	114	49	0.000			
64	Trevis Ishikawa	L	L	6-3	220	9/24/83	Seattle, Washington	San Jose, Calif.	.271	34	133	17	36	8	0	4	19	13	41	0	5.000			
							SAN FRANCISCO		.000	6	5	1	0	0	0	0	0	1	3	0				
							San Jose		.200	3	10	1	2	1	0	0	0	1	0	3	0			
							PITTSBURGH		.224	38	58	5	13	3	0	1	8	8	17	0				
							Indianapolis		.286	2	7	1	2	2	0	0	1	1	2	0				
32	Steve Lombardozzi	S	R	6-0	195	9/20/88	Edina, Minn.	Indianapolis	.282	97	355	30	100	15	0	0	37	32	40	14	2.084			
							Fulton, Md.		.000	12	10	1	0	0	0	0	0	1	4	0				
12	Andy Parrino	S	R	6-0	195	10/31/85	Brockport, N.Y.	PITTSBURGH	.272	80	287	32	78	9	0	3	24	30	81	0	1.109			
							El Cajon, Calif.		.000	17	6	1	0	0	0	0	0	2	5	0				
							OAKLAND																	
<b>NO. OUTFELDERS (4)</b>		<b>B</b>	<b>T</b>	<b>HT</b>	<b>WT</b>	<b>BORN</b>	<b>BIRTHPLACE</b>	<b>RESIDENCE</b>	<b>AVG</b>	<b>G</b>	<b>AB</b>	<b>R</b>	<b>H</b>	<b>2B</b>	<b>3B</b>	<b>HR</b>	<b>RBI</b>	<b>BB</b>	<b>SO</b>	<b>SB</b>	<b>MLSV</b>			
82	Jason Coats	R	R	6-2	200	2/24/90	Dallas, Texas	Allen, Texas	.340	122	47	6	16	9	0	2	1	6	0	0	0.000			
							Charlotte		.270	122	489	56	132	29	1	17	81	29	93	11				
87	Adam Engel	R	R	6-2	210	12/4/91	Cincinnati, Ohio	Winston-Salem	.251	136	529	90	133	23	9	7	43	62	132	65	0.000			
83	Courtney Hawkins	R	R	6-3	245	11/12/93	Corpus Christi, Texas	Birmingham	.243	78	300	39	73	19	2	9	41	20	100	1	0.000			
86	Jacob May	S	R	5-10	180	1/23/92	Williamsport, Pa.	Birmingham	.275	98	389	47	107	15	1	2	32	29	73	37	0.000			
							Liberty Township, Ohio		.250	3	16	4	4	1	0	0	0	3	1	3	1			

# OPPONENTS



**Bryce Harper tied for the National League lead with 42 home runs in 2015 and ranked second with a .330 average.**

# ATLANTA BRAVES

## BRAVES INFORMATION

Mailing Address ..... Turner Field  
755 Hank Aaron Drive  
Atlanta, GA 30315

2015 Record (Place)..... 67-95 (4th in NL East)  
President, Baseball Operations..... John Hart  
Manager (Year)..... Fredi Gonzalez (6th)  
Stadium (Capacity)..... Turner Field (49,393)  
Dimensions..... 335 LF, 380 LCF, 400 CF, 390 RCF, 330 RF

### 2013 RESULTS (2-1)

Date	Site	Result	Year	Home	Road	Total
7/19	Chi.....	L, 4-6	2002	0-0	0-3	0-3
7/20	Chi.....	W, 10-6	2004	2-1	0-0	2-1
7/21	Chi.....	W, 3-1	2010	3-0	0-0	3-0
			2013	2-1	0-0	2-1

### SERIES HISTORY

## SERIES INFORMATION

**Overall Record:** 7-5  
**Record At Home:** 7-2  
U.S. Cellular Field (1991-current): 7-2  
**Record On The Road:** 0-3  
Turner Field (1997-current): 0-3

### Best Season Series Record

by Chicago: 3-0 (2010)  
by Atlanta: 3-0 (2002)

### Longest Winning Streak

by Chicago: 5, June 12, 2004-June 24, 2010  
by Atlanta: 4, June 21, 2002-June 11, 2004

### Most Runs, Game

by Chicago: 10, 3x, last July 20, 2013 at Chicago (10-6)  
by Atlanta: 15, June 22, 2002 at Atlanta (2-15)



Atlanta entered spring training with five former White Sox players on its roster: Gordon Beckham, Emilio Bonifacio, Tyler Flowers, A.J. Pierzynski and Nick Swisher.

# BALTIMORE ORIOLES

## ORIOLES INFORMATION

Mailing Address ..... Oriole Park at Camden Yards  
333 W. Camden St.  
Baltimore, MD 21201

2015 Record (Place)..... 81-81 (3rd in AL East)  
Executive VP, Baseball Operations ..... Dan Duquette  
Manager (Year)..... Buck Showalter (7th)  
Stadium (Capacity)..... Oriole Park at Camden Yards (45,971)  
Dimensions..... 333 LF, 364 LCF, 400 CF, 373 RCF, 318 RF

### 2015 RESULTS (3-3)

Date	Site	Result	Date	Site	Result
4/29	Bal.....	L, 2-8	7/3	Chi.....	W, 1-0
5/28	Bal.....	W, 3-2	7/4	Chi.....	W, 3-2
5/28	Bal.....	L, 3-6	7/5	Chi.....	L, 1-9

### SERIES HISTORY

Year	Home	Road	Total	Year	Home	Road	Total
1969	1-5	2-4	3-9	1993	4-2	4-2	8-4
1970	2-4	1-5	3-9	1994	2-1	2-1	4-2
1971	3-3	1-5	4-8	1995	0-4	1-2	1-6
1972	3-3	1-5	4-8	1996	4-2	4-2	8-4
1973	3-3	1-5	4-8	1997	3-3	3-2	6-5
1974	5-1	2-4	7-5	1998	4-1	5-1	9-2
1975	3-3	1-4	4-7	1999	1-3	2-4	3-7
1976	2-4	2-4	4-8	2000	4-2	2-2	6-4
1977	3-2	2-3	5-5	2001	1-2	3-1	4-3
1978	0-4	1-4	1-8	2002	3-1	1-2	4-3
1979	1-4	2-4	3-8	2003	3-0	1-2	4-2
1980	4-2	2-4	6-6	2004	2-1	2-1	4-2
1981	3-0	3-3	6-3	2005	2-2	4-0	6-2
1982	6-0	1-5	7-5	2006	3-1	2-1	5-2
1983	3-3	2-4	5-7	2007	2-2	1-3	3-5
1984	3-3	2-4	5-7	2008	2-2	3-2	5-4
1985	2-4	2-4	4-8	2009	3-3	1-2	4-5
1986	3-3	0-6	3-9	2010	2-1	1-3	3-4
1987	0-6	4-2	4-8	2011	1-3	3-1	4-4
1988	4-2	3-2	7-4	2012	1-3	1-3	2-6
1989	2-4	4-2	6-6	2013	2-1	1-3	3-4
1990	4-2	2-4	6-6	2014	0-3	1-2	1-5
1991	3-3	5-1	8-4	2015	2-1	1-2	3-3
1992	3-3	3-3	6-6				

## SERIES INFORMATION

**Overall Record:** 371-392  
**Record At Home:** 201-181  
Comiskey Park (1911-1990): 144-131  
U.S. Cellular Field (1991-current): 57-50  
**Record On The Road:** 170-211  
Memorial Stadium (1954-1991): 118-164  
Camden Yards (1992-current): 52-47  
**Best Season Series Record**  
by Chicago: 9-2 (1998)  
by Baltimore: 8-1 (1978)  
**Longest Winning Streak**  
by Chicago: 13, June 29-September 25, 1925  
by Baltimore: 9, twice, last Sept. 4, 1977-Sept. 2, 1978  
**Most Runs, Game**  
by Chicago: 18, April 23, 1981 at Baltimore (18-5)  
by Baltimore: 18, April 29, 1970 at Chicago (18-2)

### Empty Ballpark in Baltimore

The Orioles defeated the White Sox, 8-2, on April 29, 2015 at Camden Yards in the first game in major league history that was closed to the public, due to riots in Baltimore.



# BOSTON RED SOX

## RED SOX INFORMATION

Mailing Address ..... Fenway Park  
4 Yawkey Way  
Boston, MA 02215  
2015 Record (Place).....78-84 (5th in AL East)  
President, Baseball Operations..... Dave Dombrowski  
Manager (Year)..... John Farrell (4th)  
Stadium (Capacity).... Fenway Park (37,499 night/37,071 day)  
Dimensions.....310 LF, 379 LCF, 390 CF, 420 DCF, 380 RCF, 302 RF

### 2015 RESULTS (4-3)

Date	Site	Result	Date	Site	Result
7/27	Bos.....	W, 10-8	8/24	Chi.....	L, 4-5
7/28	Bos.....	W, 9-4	8/25	Chi.....	W, 5-4
7/29	Bos.....	W, 9-2	8/26	Chi.....	L, 0-3
7/30	Bos.....	L, 2-8			

### SERIES HISTORY

Year	Home	Road	Total	Year	Home	Road	Total
1969	3-3	4-2	7-5	1993	3-3	2-4	5-7
1970	2-4	2-4	4-8	1994	2-1	2-1	4-2
1971	1-5	1-5	2-10	1995	0-2	3-3	3-5
1972	3-3	3-3	6-6	1996	3-3	3-3	6-6
1973	2-4	4-2	6-6	1997	5-1	3-2	8-3
1974	3-3	1-5	4-8	1998	4-2	2-3	6-5
1975	2-4	2-4	4-8	1999	3-3	2-4	5-7
1976	3-3	3-3	6-6	2000	3-3	2-4	5-7
1977	4-1	3-2	7-3	2001	2-1	1-2	3-3
1978	2-3	1-4	3-7	2002	2-1	2-1	4-2
1979	3-2	3-3	6-5	2003	2-4	2-1	4-5
1980	1-3	3-3	4-6	2004	0-3	2-1	2-4
1981	1-2	3-3	4-5	2005	2-2	1-2	3-4
1982	3-3	5-1	8-4	2006	1-2	1-2	2-4
1983	3-3	3-3	6-6	2007	0-4	1-3	1-7
1984	3-3	2-4	5-7	2008	2-2	1-3	3-4
1985	4-2	4-2	8-4	2009	3-1	1-3	4-4
1986	3-3	2-4	5-7	2010	3-1	3-0	6-1
1987	4-2	5-1	9-3	2011	1-2	3-0	4-2
1988	4-2	1-5	5-7	2012	1-3	1-3	2-6
1989	2-4	3-3	5-7	2013	2-1	0-3	2-4
1990	5-1	1-5	6-6	2014	1-2	2-2	3-4
1991	1-5	4-2	5-7	2015	1-2	3-1	4-3
1992	5-1	1-5	6-6				

### SERIES INFORMATION

**Overall Record:** 934-973  
**Record At Home:** 540-413  
39th Street Grounds (1901-1910): 71-38  
Comiskey Park (1911-1990): 417-320  
U.S. Cellular Field (1991-current): 52-55  
**Record On The Road:** 394-560  
Huntington Avenue Grounds (1901-1911): 47-68  
Fenway Park (1912-current): 347-492  
**Best Season Series Record**  
by Chicago: 6-1 (2010)  
by Boston: 7-1 (2007)  
**Longest Winning Streak**  
by Chicago: 9, June 24-July 27, 1960  
by Boston: 12, August 5, 1921-May 15, 1922  
**Most Runs, Game**  
by Chicago: 22, May 31, 1970 at Boston (22-13)  
by Boston: 21, August 30, 1970 at Chicago (21-11)

# CHICAGO CUBS

## CUBS INFORMATION

Mailing Address ..... Wrigley Field  
1060 West Addison St.  
Chicago, IL 60613-4397  
2015 Record (Place).....97-65 (3rd in NL Central)  
President, Baseball Operations..... Theo Epstein  
Manager (Year)..... Joe Maddon (2nd)  
Stadium (Capacity)..... Wrigley Field (42,495)  
Dimensions.....355 LF, 368 LCF, 400 CF, 368 RCF, 353 RF

### 2015 RESULTS (3-3)

Date	Site	Result	Date	Site	Result
7/10	Cubs.....	W, 1-0	8/14	Sox.....	L, 5-6
7/11	Cubs.....	W, 5-1	8/15	Sox.....	L, 3-6
7/12	Cubs.....	L, 1-3	8/16	Sox.....	W, 3-1

### SERIES HISTORY

Year	Home	Road	Total	Year	Home	Road	Total
1997	2-1	0-0	2-1	2007	0-3	1-2	1-5
1998	0-0	0-3	0-3	2008	3-0	0-3	3-3
1999	1-2	3-0	4-2	2009	2-1	2-1	4-2
2000	2-1	1-2	3-3	2010	2-1	2-1	4-2
2001	2-1	2-1	4-2	2011	2-1	2-1	4-2
2002	2-1	1-2	3-3	2012	1-2	3-0	4-2
2003	2-1	2-1	4-2	2013	0-2	0-2	0-4
2004	2-1	0-3	2-4	2014	1-1	2-0	3-1
2005	1-2	2-1	3-3	2015	1-2	2-1	3-3
2006	2-1	2-1	4-2				

### SERIES INFORMATION

**Overall Record:** 55-49  
**Record At Home:** 28-24  
U.S. Cellular Field (1991-current): 28-24  
**Record On The Road:** 27-25  
Wrigley Field (1916-current): 27-25  
**Best Season Series Record**  
by White Sox: 3-1 (2014)  
by Cubs: 4-0 (2013)  
**Longest Winning Streak**  
by White Sox: 5, June 27, 2009-June 12, 2010  
by Cubs: 6, June 22, 2007-June 22, 2008  
**Most Runs, Game**  
by White Sox: 13, June 28, 2002 at Comiskey Park (13-9)  
by Cubs: 15, July 2, 2006 at Wrigley Field (15-11)

### Played For White Sox And Cubs In Same Season

Player, Pos.	Year
Sammy Strang, INF	1902
Emmett O'Neill, P	1946
Lloyd Merriman, OF	1955
Turk Lown, P	1958
Earl Averill, C	1960
Jimmy Stewart, OF/INF	1967
Bob Miller, P	1970
Phil Regan, P	1972
Steve Renko, P	1977
Lynn McGlothen, P	1981
Bill Long, P	1990
Matt Karchner, P	1998
Josh Paul, C	2003
Mike Olt, INF	2015

Source: Retrosheet.org

# CLEVELAND INDIANS

## INDIANS INFORMATION

Mailing Address ..... Progressive Field  
 2401 Ontario Street, Cleveland, OH 44115  
 2015 Record (Place)..... 81-80 (3rd in AL Central)  
 President, Baseball Operations ..... Chris Antonetti  
 Manager (Year)..... Terry Francona (4th)  
 Stadium (Capacity)..... Progressive Field (36,675)  
 Dimensions..... 325 LF, 370 LCF, 405 CF, 375 RCF, 325 RF

### 2015 RESULTS (10-9)

Date	Site	Result	Date	Site	Result
4/14	Cle. ....	W, 4-1	7/23	Cle. ....	W, 8-1
4/15	Cle. ....	L, 2-4	7/24	Cle. ....	W, 6-0
4/20	Chi. ....	W, 4-3	7/25	Cle. ....	W, 10-3
4/21	Chi. ....	L, 2-6	7/26	Cle. ....	W, 2-1
4/22	Chi. ....	W, 6-0	9/7	Chi. ....	L, 2-3
5/18	Chi. ....	W, 2-1	9/8	Chi. ....	W, 7-4
5/19	Chi. ....	L, 1-3	9/9	Chi. ....	L, 4-6
5/20	Chi. ....	L, 3-4	9/18	Cle. ....	L, 1-12
5/21	Chi. ....	L, 2-5	9/19	Cle. ....	W, 4-3
			9/20	Cle. ....	L, 3-6

### SERIES HISTORY

Year	Home	Road	Total	Year	Home	Road	Total
1969	5-1	3-3	8-4	1993	6-0	3-3	9-3
1970	4-2	2-4	6-6	1994	4-2	3-3	7-5
1971	1-5	2-4	3-9	1995	4-2	1-6	5-8
1972	5-1	3-3	8-4	1996	2-5	3-3	5-8
1973	3-3	4-2	7-5	1997	3-3	2-4	5-7
1974	4-2	4-2	8-4	1998	3-3	3-3	6-6
1975	4-2	3-3	7-5	1999	1-5	2-4	3-9
1976	3-3	0-6	3-9	2000	4-3	4-2	8-5
1977	2-3	4-1	6-4	2001	5-4	5-5	10-9
1978	4-1	4-1	8-2	2002	5-5	4-5	9-10
1979	2-4	4-2	6-6	2003	7-2	4-6	11-8
1980	2-4	3-3	5-7	2004	4-6	6-3	10-9
1981	1-2	1-3	2-5	2005	5-4	9-1	14-5
1982	5-1	1-5	6-6	2006	5-5	3-6	8-11
1983	5-1	3-3	8-4	2007	3-6	4-5	7-11
1984	6-0	2-4	8-4	2008	7-2	4-5	11-7
1985	5-1	5-1	10-2	2009	4-5	6-3	10-8
1986	2-4	3-3	5-7	2010	4-5	5-4	9-9
1987	4-2	3-3	7-5	2011	5-4	6-3	11-7
1988	2-4	1-5	3-9	2012	5-4	6-3	11-7
1989	4-2	3-3	7-5	2013	1-9	1-8	2-17
1990	4-2	1-5	5-7	2014	7-3	2-7	9-10
1991	4-2	2-4	6-6	2015	4-6	6-3	10-9
1992	3-3	4-2	7-5				

### SERIES INFORMATION

**Overall Record:** 1,066-1,036  
**Record At Home:** 562-486  
 39th Street Grounds (1900-1910): 61-44  
 Comiskey Park (1911-1990): 396-344  
 U.S. Cellular Field (1991-current): 105-98  
**Record On The Road:** 504-550  
 League Park (1901-1946): 234-267  
 Municipal Stadium (1947-1993): 181-191  
 Progressive Field (1994-current): 89-92  
**Best Season Series Record**  
 by Chicago: 10-2 (1985)  
 by Cleveland: 17-2 (2013)  
**Longest Winning Streak**  
 by Chicago: 12, July 6, 1941-April 17, 1942  
 by Cleveland: 14, June 28 (G1)-September 25, 2013  
**Most Runs, Game**  
 by Chicago: 20, April 30, 1934 at Chicago (20-10)  
 by Cleveland: 19, June 28, 2013 (G1) at Chicago (19-10)

# DETROIT TIGERS

## TIGERS INFORMATION

Mailing Address ..... Comerica Park  
 2100 Woodward Ave., Detroit, MI 48201-3470  
 2015 Record (Place)..... 74-87 (5th in AL Central)  
 Executive VP/General Manager ..... Al Avila  
 Manager (Year)..... Brad Ausmus (3rd)  
 Stadium (Capacity)..... Comerica Park (41,255)  
 Dimensions..... 345 LF, 370 LCF, 420 CF, 365 RCF, 330 RF

### 2015 RESULTS (9-10)

Date	Site	Result	Date	Site	Result
4/17	Det. ....	L, 1-2	6/25	Det. ....	W, 8-7
4/18	Det. ....	W, 12-3	6/26	Det. ....	L, 4-5
4/19	Det. ....	L, 1-9	6/28	Det. ....	L, 4-5
5/5	Chi. ....	W, 5-2	9/21	Det. ....	W, 2-0
5/6	Chi. ....	W, 7-6	9/21	Det. ....	W, 3-2
5/7	Chi. ....	L, 1-4	9/22	Det. ....	L, 1-2 (10)
6/5	Chi. ....	W, 4-3	9/23	Det. ....	L, 4-7
6/6	Chi. ....	L, 1-7	10/2	Chi. ....	W, 2-1
6/7	Chi. ....	L, 4-6	10/3	Chi. ....	W, 4-3
			10/4	Chi. ....	L, 0-6

### SERIES HISTORY

Year	Home	Road	Total	Year	Home	Road	Total
1969	1-5	2-4	3-9	1993	2-4	5-1	7-5
1970	2-4	4-2	6-6	1994	5-1	3-3	8-4
1971	5-1	2-4	7-5	1995	4-2	4-2	8-4
1972	3-3	2-4	5-7	1996	6-1	4-2	10-3
1973	3-3	2-4	5-7	1997	2-3	2-4	4-7
1974	4-2	3-3	7-5	1998	3-3	3-3	6-6
1975	4-2	1-5	5-7	1999	3-3	4-2	7-5
1976	4-2	2-4	6-6	2000	5-1	4-2	9-3
1977	1-4	3-2	4-6	2001	6-4	7-2	13-6
1978	2-4	0-5	2-9	2002	5-4	7-3	12-7
1979	1-5	2-4	3-9	2003	7-3	4-5	11-8
1980	1-5	1-5	2-10	2004	5-4	3-7	8-11
1981	0-3	3-0	3-3	2005	7-3	7-2	14-5
1982	4-2	5-1	9-3	2006	6-3	6-4	12-7
1983	4-2	4-2	8-4	2007	5-4	6-3	11-7
1984	3-3	1-5	4-8	2008	7-2	5-4	12-6
1985	4-2	2-4	6-6	2009	5-4	4-5	9-9
1986	3-3	3-3	6-6	2010	3-6	5-4	8-10
1987	1-5	2-4	3-9	2011	3-6	2-7	5-13
1988	2-4	1-5	3-9	2012	5-4	1-8	6-12
1989	2-4	2-4	4-8	2013	4-6	3-6	7-12
1990	1-5	4-2	5-7	2014	4-5	5-5	9-10
1991	1-5	3-3	4-8	2015	5-4	4-6	9-10
1992	5-2	5-0	10-2				

### SERIES INFORMATION

**Overall Record:** 1,032-1,066  
**Record At Home:** 550-502  
 39th Street Grounds (1900-1910): 63-48  
 Comiskey Park (1911-1990): 374-367  
 U.S. Cellular Field (1991-current): 113-87  
**Record On The Road:** 482-564  
 Bennett Park/Navin Field (1901-1937): 182-213  
 Briggs/Tiger Stadium (1938-1999): 227-278  
 Comerica Park (2000-current): 73-73  
**Best Season Series Record**  
 by Chicago: 19-3 (1920)  
 by Detroit: 10-2 (1980)  
**Longest Winning Streak**  
 by Chicago: 10, twice, last April 18-August 29, 2001  
 by Detroit: 10, June 26-October 3, 1923  
**Most Runs, Game**  
 by Chicago: 20, September 9, 1921 at Chicago (20-15)  
 by Detroit: 21, July 1, 1936 at Chicago (21-6)

# HOUSTON ASTROS

## ASTROS INFORMATION

Mailing Address .....Minute Maid Park  
501 Crawford St.  
Houston, TX 77002  
2015 Record (Place) .....86-76 (2nd in AL West)  
General Manager.....Jeff Luhnow  
Manager (Year).....A.J. Hinch (2nd)  
Stadium (Capacity).....Minute Maid Park (40,981)  
Dimensions.....315 LF, 362 LCF, 435 CF, 373 RCF, 326 RF

### 2015 RESULTS (5-1)

Date	Site	Result	Date	Site	Result
5/29	Hou.	W, 6-3	6/8	Chi.	W, 3-1
5/30	Hou.	L, 0-3	6/9	Chi.	W, 4-2
5/31	Hou.	W, 6-0	6/10	Chi.	W, 4-1

### SERIES HISTORY

Year	Home	Road	Total	Year	Home	Road	Total
1997	3-0	0-0	3-0	2007	1-2	0-0	1-2
1998	0-0	1-2	1-2	2012	1-2	0-0	1-2
1999	1-2	0-0	1-2	2013	2-1	1-3	3-4
2000	0-0	2-1	2-1	2014	2-1	1-2	3-3
2006	2-1	0-0	2-1	2015	3-0	2-1	5-1

### SERIES INFORMATION

**Overall Record:** 22-18  
**Record At Home:** 15-9  
U.S. Cellular Field (1991-current): 15-9  
**Record On The Road:** 7-9  
Astrodome (1965-1999): 1-2  
Minute Maid Park (2000-current): 6-7  
**Best Season Series Record**  
by Chicago: 5-1 (2015)  
by Houston: 2-1 (1998, 1999, 2007, 2012)  
**Longest Winning Streak**  
by Chicago: 4, May 31, 2015-June 10, 2015  
by Houston: 4, June 10, 2012-June 16, 2013  
**Most Runs, Game**  
by Chicago: 10, June 9, 2012 (10-1)  
by Houston: 17, June 30, 1998 (17-2)



The White Sox celebrate the 2005 World Series championship, their first in 88 years.

# KANSAS CITY ROYALS

## ROYALS INFORMATION

Mailing Address .....Kauffman Stadium  
One Royal Way  
Kansas City, MO 64129  
2015 Record (Place).....95-67 (1st in AL Central)  
Senior VP/General Manager .....Dayton Moore  
Manager (Year).....Ned Yost (7th)  
Stadium (Capacity).....Kauffman Stadium (37,903)  
Dimensions.....330 LF, 387 LCF, 410 CF, 387 RCF, 330 RF

### 2015 RESULTS (7-12)

Date	Site	Result	Date	Site	Result
4/6	K.C.	L, 1-10	8/7	K.C.	L, 2-3
4/8	K.C.	L, 5-7	8/8	K.C.	L, 6-7
4/9	K.C.	L, 1-4	8/9	K.C.	L, 4-5
4/23	Chi.	L, 2-3	9/4	K.C.	W, 12-1
4/24	Chi.	W, 3-2	9/5	K.C.	W, 6-1
4/26	Chi.	W, 5-3	9/6	K.C.	W, 7-5
7/17	Chi.	L, 2-4	9/29	Chi.	W, 4-2
7/17	Chi.	W, 2-0	9/30	Chi.	L, 3-5 (10)
7/18	Chi.	L, 6-7 (13)	10/1	Chi.	L, 4-6
7/19	Chi.	L, 1-4			

### SERIES HISTORY

Year	Home	Road	Total	Year	Home	Road	Total
1969	5-4	3-6	8-10	1993	2-5	4-2	6-7
1970	5-6	2-5	7-11	1994	3-3	0-4	3-7
1971	5-4	4-5	9-9	1995	4-3	4-2	8-5
1972	6-3	2-6	8-9	1996	2-4	5-2	7-6
1973	1-8	5-4	6-12	1997	5-1	6-0	11-1
1974	6-3	5-4	11-7	1998	3-3	5-1	8-4
1975	5-4	4-5	9-9	1999	2-4	4-2	6-6
1976	5-4	3-6	8-10	2000	3-3	2-4	5-7
1977	6-2	2-5	8-7	2001	7-2	7-3	14-5
1978	4-3	4-4	8-7	2002	7-3	4-5	11-8
1979	3-4	2-4	5-8	2003	5-4	6-4	11-8
1980	3-3	2-5	5-8	2004	8-2	5-4	13-6
1981	2-0	0-0	2-0	2005	8-1	5-4	13-5
1982	2-4	1-6	3-10	2006	7-3	4-5	11-8
1983	5-2	4-2	9-4	2007	6-3	6-3	12-6
1984	3-3	2-5	5-8	2008	7-2	5-4	12-6
1985	5-2	0-6	5-8	2009	4-5	5-4	9-9
1986	4-2	3-4	7-6	2010	7-2	3-6	10-8
1987	3-4	3-3	6-7	2011	4-5	3-6	7-11
1988	4-2	3-4	7-6	2012	3-6	3-6	6-12
1989	4-3	2-4	6-7	2013	3-7	6-3	9-10
1990	6-0	3-4	9-4	2014	2-8	4-5	6-13
1991	4-3	3-3	7-6	2015	4-6	3-6	7-12
1992	3-3	4-3	7-6				

### SERIES INFORMATION

**Overall Record:** 370-349  
**Record At Home:** 205-161  
Comiskey Park (1911-1990): 92-70  
U.S. Cellular Field (1991-current): 113-91  
**Record On The Road:** 165-188  
Municipal Stadium (1969-1972): 11-22  
Kauffman Stadium (1973-current): 154-166  
**Best Season Series Record**  
by Chicago: 11-1 (1997)  
by Kansas City: 10-3 (1982)  
**Longest Winning Streak**  
by Chicago: 11, October 3, 2004-July 25, 2005  
by Kansas City: 6, three times, last Aug. 7-Sept. 7, 2012  
**Most Runs, Game**  
by Chicago: 19, September 27, 2003 at Kansas City (19-3)  
by Kansas City: 14, twice, last August 3, 2008 at K.C. (14-3)

FRONT OFFICE

FIELD STAFF

PLAYERS

OPPONENTS

2015 REVIEW

HISTORY

RECORDS

MINOR LEAGUES

MEDIA/MISC.

# LOS ANGELES ANGELS

## ANGELS INFORMATION

Mailing Address ..... Angel Stadium of Anaheim  
2000 Gene Autry Way  
Anaheim, CA 92806

2015 Record (Place).....85-77 (3rd in AL West)  
General Manager.....Billy Eppler  
Manager (Year).....Mike Scioscia (16th)  
Stadium (Capacity).....Angel Stadium of Anaheim (45,389)  
Dimensions.....365 LF, 387 LCF, 400 CF, 370 RCF, 365 RF

### 2015 RESULTS (4-3)

Date	Site	Result	Date	Site	Result
8/10	Chi.....	W, 8-2	8/17	LAA.....	L, 1-2
8/11	Chi.....	W, 3-0	8/18	LAA.....	L, 3-5
8/12	Chi.....	W, 3-2 (13)	8/19	LAA.....	L, 0-1
			8/20	LAA.....	W, 8-2

### SERIES HISTORY

Year	Home	Road	Total	Year	Home	Road	Total
1969	5-4	4-5	9-9	1993	2-4	4-3	6-7
1970	4-5	2-7	6-12	1994	1-3	4-2	5-5
1971	4-5	6-3	10-8	1995	1-5	1-5	2-10
1972	7-2	4-5	11-7	1996	5-1	1-5	6-6
1973	7-2	3-6	10-8	1997	4-1	1-5	5-6
1974	4-5	4-5	8-10	1998	3-2	3-3	6-5
1975	4-5	5-4	9-9	1999	3-1	2-4	5-5
1976	3-6	4-5	7-11	2000	4-2	2-2	6-4
1977	4-3	3-5	7-8	2001	2-1	1-5	3-6
1978	5-3	2-5	7-8	2002	3-3	0-3	3-6
1979	3-3	1-6	4-9	2003	3-0	1-3	4-3
1980	4-3	6-0	10-3	2004	3-3	1-2	4-5
1981	3-3	4-3	7-6	2005	2-4	2-2	4-6
1982	2-5	3-3	5-8	2006	1-2	5-1	6-3
1983	5-1	5-2	10-3	2007	3-3	2-1	5-4
1984	4-3	1-5	5-8	2008	3-3	2-2	5-5
1985	1-5	4-3	5-8	2009	2-1	3-3	5-4
1986	3-4	3-3	6-7	2010	4-2	3-0	7-2
1987	3-3	2-5	5-8	2011	0-3	2-3	2-6
1988	2-5	2-4	4-9	2012	2-1	1-4	3-5
1989	2-4	3-4	5-8	2013	1-2	2-2	3-4
1990	3-4	5-1	8-5	2014	1-2	0-3	1-5
1991	2-4	3-4	5-8	2015	3-0	1-3	4-3
1992	5-2	5-1	10-3				

### SERIES INFORMATION

**Overall Record:** 356-359  
**Record At Home:** 189-166  
Comiskey Park (1911-1990): 126-111  
U.S. Cellular Field (1991-current): 63-55  
**Record On The Road:** 167-193  
Wrigley Field in Los Angeles (1961): 3-6  
Dodger Stadium (1962-1965): 19-17  
Angel Stadium (1966-current): 145-170  
**Best Season Series Record**  
by Chicago: 7-2 (2010)  
by Los Angeles: 10-2 (1995)  
**Longest Winning Streak**  
by Chicago: 10, twice, last June 15, 1983-June 4, 1984  
by Los Angeles: 8, May 19-August 15, 1995  
**Most Runs, Game**  
by Chicago: 17, twice, last May 25, 2009 at LAA (17-3)  
by Los Angeles: 19, May 10, 2002 at Los Angeles (19-0)

# MIAMI MARLINS

## MARLINS INFORMATION

Mailing Address ..... Marlins Park  
501 Marlins Way  
Miami, FL 33125

2015 Record (Place)..... 71-91 (3rd in NL East)  
President, Baseball Operations..... Michael Hill  
Manager (Year)..... Don Mattingly (1st)  
Stadium (Capacity)..... Marlins Park (37,422)  
Dimensions..... 344 LF, 386 LCF, 418 CF, 392 RCF, 335 RF

### 2013 RESULTS (3-0) SERIES HISTORY

Date	Site	Result	Year	Home	Road	Total
5/24	Chi.....	W, 4-3	2004	0-0	1-2	1-2
5/25	Chi.....	W, 2-1	2007	1-2	0-0	1-2
5/26	Chi.....	W, 5-3	2010	2-1	0-0	2-1
			2013	3-0	0-0	3-0

### SERIES INFORMATION

**Overall Record:** 7-5  
**Record At Home:** 6-3  
U.S. Cellular Field (1991-current): 6-3  
**Record On The Road:** 1-2  
Sun Life Stadium (1966-2011): 1-2  
Marlins Park (2012-current): 0-0  
**Best Season Series Record**  
by Chicago: 3-0 (2013)  
by Miami: 1-2 (2004, 2007)  
**Longest Winning Streak**  
by Chicago: 3, May 24, 2013-May 26, 2013  
by Miami: 2, twice, last June 19, 2007-June 20, 2007  
**Most Runs, Game**  
by Chicago: 10, June 18, 2007 at Chicago (10-6)  
by Miami: 13, May 23, 2010 at Chicago (0-13)



LHP Mark Buehrle pitched for the White Sox from 2000-11 (493 starts) and the Marlins in 2012 (31 starts).

# MINNESOTA TWINS

## TWINS INFORMATION

Mailing Address ..... Target Field  
 1 Twins Way  
 Minneapolis, MN 55403  
 2015 Record (Place)..... 83-79 (2nd in AL Central)  
 Executive VP, General Manager..... Terry Ryan  
 Manager (Year)..... Paul Molitor (2nd)  
 Stadium (Capacity)..... Target Field (39,021)  
 Dimensions..... 339 LF, 377 LCF, 404 CF, 367 RCF, 328 RF

### 2015 RESULTS (6-13)

Date	Site	Result	Date	Site	Result
4/10	Chi.....	L, 0-6	6/22	Min.....	L, 2-13
4/11	Chi.....	W, 5-4	6/23	Min.....	W, 6-2
4/12	Chi.....	W, 6-2	6/24	Min.....	L, 1-6
4/30	Min.....	L, 2-12	9/1	Min.....	L, 6-8
5/1	Min.....	L, 0-1	9/2	Min.....	L, 0-3
5/2	Min.....	L, 3-5	9/3	Min.....	W, 6-4
5/3	Min.....	L, 3-13	9/11	Chi.....	L, 2-6
5/22	Chi.....	W, 3-2	9/12	Chi.....	W, 8-2
5/23	Chi.....	L, 3-4	9/13	Chi.....	L, 0-7
5/24	Chi.....	L, 1-8			

### SERIES HISTORY

Year	Home	Road	Total	Year	Home	Road	Total
1969	4-5	1-8	5-13	1993	5-2	5-1	10-3
1970	2-7	4-5	6-12	1994	2-0	0-4	2-4
1971	4-5	3-6	7-11	1995	5-1	5-2	10-3
1972	5-4	3-2	8-6	1996	4-3	2-4	6-7
1973	3-6	6-3	9-9	1997	3-3	3-3	6-6
1974	4-5	3-6	7-11	1998	3-3	3-3	6-6
1975	5-4	4-5	9-9	1999	4-1	4-2	8-3
1976	3-6	4-5	7-11	2000	3-3	4-2	7-5
1977	6-2	4-3	10-5	2001	3-7	2-7	5-14
1978	3-4	5-3	8-7	2002	5-4	3-7	8-11
1979	2-5	3-3	5-8	2003	7-3	2-7	9-10
1980	3-3	2-5	5-8	2004	3-6	6-4	9-10
1981	2-1	0-3	2-4	2005	5-4	6-3	11-7
1982	4-2	3-4	7-6	2006	4-5	4-5	9-10
1983	5-2	3-3	8-5	2007	5-4	4-5	9-9
1984	4-2	4-3	8-5	2008	8-2	1-8	9-10
1985	3-4	3-3	6-7	2009	4-5	2-7	6-12
1986	4-2	2-5	6-7	2010	2-7	3-6	5-13
1987	4-3	2-4	6-7	2011	3-6	6-3	9-9
1988	2-4	2-5	4-9	2012	7-2	7-2	14-4
1989	3-4	2-4	5-8	2013	3-6	5-5	8-11
1990	3-3	4-3	7-6	2014	5-4	4-6	9-10
1991	4-3	4-2	8-5	2015	4-5	2-8	6-13
1992	5-1	3-4	8-5				

### SERIES INFORMATION

**Overall Record:** 406-454  
**Record At Home:** 220-209  
 Comiskey Park (1911-1990): 114-119  
 U.S. Cellular Field (1991-current): 106-90  
**Record On The Road:** 186-245  
 Metropolitan Stadium (1961-1981): 70-101  
 Metrodome (1982-2009): 89-114  
 Target Field (2010-current): 27-30  
**Best Season Series Record**  
 by Chicago: 14-4 (2012)  
 by Minnesota: 14-4 (1966)  
**Longest Winning Streak**  
 by Chicago: 8, May 8-September 23, 1995  
 by Minnesota: 10, September 8, 1965-June 12, 1966  
**Most Runs, Game**  
 by Chicago: 19, August 4, 1992 at Chicago (19-11)  
 by Minnesota: 20, twice, last May 21, 2009 at Chicago (20-1)

# NEW YORK METS

## METS INFORMATION

Mailing Address ..... Citi Field  
 120-01 Roosevelt Avenue  
 Flushing, NY 11368  
 2015 Record (Place)..... 90-72 (1st in NL East)  
 General Manager..... Sandy Alderson  
 Manager (Year)..... Terry Collins (6th)  
 Stadium (Capacity)..... Citi Field (41,922)  
 Dimensions..... 335 LF, 385 LCF, 408 CF, 398 RCF, 330 RF

### 2013 RESULTS (2-2)


Date	Site	Result
5/7	NYM.....	L, 0-1
5/8	NYM.....	W, 6-3
6/25	Chi.....	W, 5-4
6/26	Chi.....	L, 0-3

### SERIES HISTORY

Year	Home	Road	Total
2002	2-1	0-0	2-1
2013	1-1	1-1	2-2

### SERIES INFORMATION

**Overall Record:** 4-3  
**Record At Home:** 3-2  
 U.S. Cellular Field (1991-current): 3-2  
**Record On The Road:** 1-1  
 Citi Field (2010-current): 1-1  
**Best Season Series Record**  
 by Chicago: 2-1 (2002)  
 by New York: 2-2 (2013)  
**Longest Winning Streak**  
 by Chicago: 2, twice, last May 8, 2013-June 25, 2013  
 by New York: N/A  
**Most Runs, Game**  
 by Chicago: 10, June 11, 2002 at Chicago (10-8)  
 by New York: 8, June 11, 2002 at Chicago (10-8)



Robin Ventura was a .260 (394-1513) hitter with 77 home runs, 265 RBI and a .468 slugging percentage in 444 career games (1999-2001) with the Mets. Ventura recorded 36 home runs and 132 RBI at Shea Stadium.

FRONT OFFICE

FIELD STAFF

PLAYERS

OPPONENTS

2015 REVIEW

HISTORY

RECORDS

MINOR LEAGUES

MEDIA/MISC.



# NEW YORK YANKEES

## YANKEES INFORMATION

Mailing Address ..... Yankee Stadium  
 One East 161st Street  
 Bronx, NY 10451

2015 Record (Place).....87-75 (2nd in AL East)  
 Senior VP/General Manager ..... Brian Cashman  
 Manager (Year).....Joe Girardi (9th)  
 Stadium (Capacity)..... Yankee Stadium (50,291)  
 Dimensions..... 318 LF, 399 LCF, 408 CF, 385 RCF, 314 RF

### 2015 RESULTS (2-5)

Date	Site	Result	Date	Site	Result
7/31	Chi.....	L, 6-13	9/24	NY.....	L, 2-3
8/1	Chi.....	W, 8-2	9/25	NY.....	W, 5-2
8/2	Chi.....	L, 3-12	9/26	NY.....	L, 1-2
			9/27	NY.....	L, 1-6

### SERIES HISTORY

Year	Home	Road	Total	Year	Home	Road	Total
1969	2-4	1-5	3-9	1993	2-4	2-4	4-8
1970	3-3	2-4	5-7	1994	2-1	2-1	4-2
1971	3-3	2-4	5-7	1995	1-2	2-0	3-2
1972	5-1	2-4	7-5	1996	4-2	2-5	6-7
1973	5-1	3-3	8-4	1997	1-5	1-4	2-9
1974	2-4	2-4	4-8	1998	3-3	1-4	4-7
1975	2-4	4-2	6-6	1999	3-3	2-4	5-7
1976	0-6	1-5	1-11	2000	3-3	5-1	8-4
1977	2-3	1-4	3-7	2001	1-2	0-3	1-5
1978	0-5	1-4	1-9	2002	0-3	2-1	2-4
1979	1-5	3-3	4-8	2003	2-1	2-1	4-2
1980	2-4	3-3	5-7	2004	1-2	2-2	3-4
1981	3-3	2-4	5-7	2005	1-2	2-1	3-3
1982	3-3	5-1	8-4	2006	2-1	0-3	2-4
1983	4-2	4-2	8-4	2007	3-4	1-2	4-6
1984	4-2	3-3	7-5	2008	1-2	1-3	2-5
1985	4-2	2-4	6-6	2009	3-1	0-3	3-4
1986	2-4	4-2	6-6	2010	1-2	1-2	2-4
1987	3-3	2-4	5-7	2011	0-4	2-2	2-6
1988	2-4	1-5	3-9	2012	3-0	2-2	5-2
1989	3-2	2-4	5-6	2013	3-0	0-3	3-3
1990	5-1	5-1	10-2	2014	2-2	0-3	2-5
1991	5-1	3-3	8-4	2015	1-2	1-3	2-5
1992	3-3	5-1	8-4				

### SERIES INFORMATION

**Overall Record:** 815-1,056  
**Record At Home:** 447-491  
 39th Street Grounds (1900-1910): 54-33  
 Comiskey Park (1911-1990): 342-403  
 U.S. Cellular Field (1991-current): 51-55

**Record On The Road:** 368-565  
 Hilltop Park (1903-1912): 55-51  
 Polo Grounds (1913-1922): 46-62  
 Old Yankee Stadium/Shea Stadium (1923-2008): 261-434  
 New Yankee Stadium (2009-current): 6-18

**Best Season Series Record**  
 by Chicago: 10-2 (1990)  
 by New York: 11-1 (1976)

**Longest Winning Streak**  
 by Chicago: 8, twice, last Sept. 3, 1972-July 10, 1973  
 by New York: 10, twice, last April 22-June 22, 1964

**Most Runs, Game**  
 by Chicago: 17, June 18, 2000 at New York (17-4)  
 by New York: 22, July 26, 1931 at New York (22-5)

# OAKLAND ATHLETICS

## ATHLETICS INFORMATION

Mailing Address ..... O.co Coliseum  
 7000 Coliseum Way  
 Oakland, CA 94621

2015 Record (Place).....68-94 (5th in AL West)  
 Executive VP, Baseball Operations ..... Billy Beane  
 Manager (Year)..... Bob Melvin (6th)  
 Stadium (Capacity)..... O.co Coliseum (35,067)  
 Dimensions..... 330 LF, 362 LCF, 400 CF, 362 RCF, 330 RF

### 2015 RESULTS (5-2)

Date	Site	Result	Date	Site	Result
5/15	Oak.....	W, 7-6	9/14	Chi.....	W, 8-7 (14)
5/16	Oak.....	W, 4-3	9/15	Chi.....	L, 6-17
5/17	Oak.....	W, 7-3	9/16	Chi.....	W, 9-4
			9/17	Chi.....	L, 2-4

### SERIES HISTORY

Year	Home	Road	Total	Year	Home	Road	Total
1969	5-4	3-6	8-10	1993	3-3	4-3	7-6
1970	0-9	2-7	2-16	1994	1-2	5-1	6-3
1971	3-6	8-1	11-7	1995	4-2	3-3	7-5
1972	4-2	3-6	7-8	1996	1-5	4-2	5-7
1973	3-6	3-6	6-12	1997	4-2	4-1	8-3
1974	5-4	2-7	7-11	1998	2-4	2-3	4-7
1975	6-3	3-6	9-9	1999	3-3	0-4	3-7
1976	5-3	3-6	8-9	2000	2-1	4-2	6-3
1977	5-2	5-3	10-5	2001	1-5	0-3	1-8
1978	3-5	4-3	7-8	2002	2-1	0-6	2-7
1979	5-1	4-3	9-4	2003	3-3	1-2	4-5
1980	3-4	3-3	6-7	2004	1-2	1-5	2-7
1981	2-4	5-2	7-6	2005	0-3	2-4	2-7
1982	4-3	5-1	9-4	2006	3-0	0-3	3-3
1983	5-1	3-4	8-5	2007	2-1	2-4	4-5
1984	4-3	2-4	6-7	2008	3-3	2-1	5-4
1985	4-2	4-3	8-5	2009	2-4	2-1	4-5
1986	5-2	2-4	7-6	2010	2-1	2-4	4-5
1987	5-1	4-3	9-4	2011	4-3	2-1	6-4
1988	2-5	3-3	5-8	2012	2-1	1-2	3-3
1989	2-4	3-4	5-8	2013	2-2	0-3	2-5
1990	3-4	5-1	8-5	2014	3-1	1-2	4-3
1991	4-2	3-4	7-6	2015	2-2	3-0	5-2
1992	3-4	2-4	5-8				

### SERIES INFORMATION

**Overall Record:** 281-300  
**Record At Home:** 147-142  
 Comiskey Park (1911-1990): 88-82  
 U.S. Cellular Field (1991-current): 59-60

**Record On The Road:** 134-158  
 O.co Coliseum (1968-current): 134-158

**Best Season Series Record**  
 by Chicago: 8-3 (1997)  
 by Oakland: 16-2 (1970); 8-1 (2001)

**Longest Winning Streak**  
 by Chicago: 9, August 1, 1996-August 5, 1997  
 by Oakland: 11, June 20-September 7, 1970

**Most Runs, Game**  
 by Chicago: 17, twice, last Sept. 23, 1992 at Chicago (17-6)  
 by Oakland: 17, September 15, 2015 at Chicago (17-6)

# PHILADELPHIA PHILLIES

## PHILLIES INFORMATION

Mailing Address ..... Citizens Bank Park  
 One Citizens Bank Way  
 Philadelphia, PA 19148

2015 Record (Place)..... 63-99 (5th in NL East)  
 VP/General Manager.....Matt Klentak  
 Manager (Year)..... Pete Mackanin (2nd)  
 Stadium (Capacity)..... Citizens Bank Park (43,651)  
 Dimensions..... 329 LF, 374 LCF, 401 CF, 369 RCF, 330 RF

### 2013 RESULTS (1-2)

Date	Site	Result	Year	Home	Road	Total
7/13	Phi.....	W, 5-4	2002	0-0	2-1	2-1
7/13	Phi.....	L, 1-2	2004	2-1	0-0	2-1
7/14	Phi.....	L, 3-4	2007	0-0	0-3	0-3
			2013	0-0	1-2	1-2

### SERIES HISTORY

Year	Home	Road	Total
2002	0-0	2-1	2-1
2004	2-1	0-0	2-1
2007	0-0	0-3	0-3
2013	0-0	1-2	1-2

### SERIES INFORMATION

**Overall Record:** 5-7  
**Record At Home:** 2-1  
 U.S. Cellular Field (1991-current): 2-1  
**Record On The Road:** 3-6  
 Veterans Stadium (1971-2003): 2-1  
 Citizens Bank Park (2004-current): 1-5  
**Best Season Series Record**  
 by Chicago: 2-1 (2002, 2004)  
 by Philadelphia: 3-0 (2007)  
**Longest Winning Streak**  
 by Chicago: 2, June 20, 2002-June 8, 2004  
 by Philadelphia: 3, June 11-13, 2007  
**Most Runs, Game**  
 by Chicago: 14, June 8, 2004 at Chicago (14-11)  
 by Philadelphia: 13, June 9, 2004 at Chicago (10-13)



Adam LaRoche is a career .269 hitter (109-405) with 27 doubles, one triple, 20 home runs and 61 RBI in 125 games vs. Philadelphia.

# SEATTLE MARINERS

## MARINERS INFORMATION

Mailing Address ..... Safeco Field  
 1250 First Avenue S.  
 Seattle, WA 98134

2015 Record (Place)..... 76-86 (4th in AL West)  
 Executive VP/General Manager ..... Jerry Dipoto  
 Manager (Year)..... Scott Servais (1st)  
 Stadium (Capacity)..... Safeco Field (47,476)  
 Dimensions..... 331 LF, 378 LCF, 401 CF, 381 RCF, 326 RF

### 2015 RESULTS (4-3)

Date	Site	Result	Date	Site	Result
8/21	Sea.....	W, 11-4	8/27	Chi.....	W, 4-2
8/22	Sea.....	W, 6-3 (10)	8/28	Chi.....	L, 0-2
8/23	Sea.....	L, 6-8	8/29	Chi.....	L, 6-7
			8/30	Chi.....	W, 6-5 (11)

### SERIES HISTORY

Year	Home	Road	Total	Year	Home	Road	Total
1977	5-3	5-2	10-5	1997	2-3	3-3	5-6
1978	2-5	5-3	7-8	1998	4-1	0-6	4-7
1979	3-4	2-4	5-8	1999	2-4	2-4	4-8
1980	4-2	2-5	6-7	2000	3-3	4-2	7-5
1981	1-2	2-1	3-3	2001	1-2	1-5	2-7
1982	4-2	2-5	6-7	2002	4-2	1-2	5-4
1983	7-0	5-1	12-1	2003	0-3	2-4	2-7
1984	2-4	3-4	5-8	2004	6-0	1-2	7-2
1985	4-3	5-1	9-4	2005	4-2	2-1	6-3
1986	5-1	3-4	8-5	2006	4-2	1-2	5-4
1987	4-3	2-4	6-7	2007	1-2	0-5	1-7
1988	4-2	5-2	9-4	2008	3-0	2-1	5-1
1989	4-3	3-3	7-6	2009	2-1	2-4	4-5
1990	3-3	5-2	8-5	2010	7-0	2-1	9-1
1991	4-3	3-3	7-6	2011	2-1	5-1	7-2
1992	4-2	0-7	4-9	2012	5-1	3-0	8-1
1993	4-3	5-1	9-4	2013	2-1	1-2	3-3
1994	5-1	4-0	9-1	2014	2-1	1-3	3-4
1995	3-4	1-5	4-9	2015	2-2	2-1	4-3
1996	3-3	2-4	5-7				

### SERIES INFORMATION

**Overall Record:** 230-194  
**Record At Home:** 131-84  
 Comiskey Park (1911-1990): 52-37  
 U.S. Cellular Field (1991-current): 79-47  
**Record On The Road:** 99-110  
 Kingdome (1977-1999): 69-71  
 Safeco Field (1999-current): 30-39  
**Best Season Series Record**  
 by Chicago: 12-1 (1983)  
 by Seattle: 7-1 (2007)  
**Longest Winning Streak**  
 by Chicago: 9, twice, last May 10-July 31, 1994  
 by Seattle: 7, August 9-September 1, 1999  
**Most Runs, Game**  
 by Chicago: 19, August 9, 2000 at Chicago (19-3)  
 by Seattle: 15, May 2, 2002 at Chicago (15-4)

FRONT OFFICE

FIELD STAFF

PLAYERS

OPPONENTS

2015 REVIEW

HISTORY

RECORDS

MINOR LEAGUES

MEDIA/MISC.

# TAMPA BAY RAYS

## RAY'S INFORMATION

Mailing Address ..... Tropicana Field  
One Tropicana Drive  
St. Petersburg, FL 33705

2015 Record (Place).....80-82 (4th in AL East)  
President, Baseball Operations.....Matthew Silverman  
Manager (Year).....Kevin Cash (2nd)  
Stadium (Capacity).....Tropicana Field (34,078)  
Dimensions.....315 LF, 410 LCF, 404 CF, 404 RCF, 322 RF

### 2015 RESULTS (1-5)

Date	Site	Result	Date	Site	Result
6/12	T.B.	L, 5-7	8/3	Chi.	L, 4-5
6/13	T.B.	L, 4-5	8/4	Chi.	L, 3-11
6/14	T.B.	L, 1-2	8/5	Chi.	W, 6-5 (10)

### SERIES HISTORY

Year	Home	Road	Total	Year	Home	Road	Total
1998	2-3	3-3	5-6	2007	2-1	4-0	6-1
1999	4-2	2-2	6-4	2008	1-2	3-4	4-6
2000	2-2	4-2	6-4	2009	3-1	3-1	6-2
2001	3-1	2-1	5-2	2010	1-2	2-2	3-4
2002	2-1	2-2	4-3	2011	3-1	1-3	4-4
2003	2-1	1-2	3-3	2012	1-3	3-0	4-3
2004	2-1	2-1	4-2	2013	2-2	0-3	2-5
2005	3-0	1-2	4-2	2014	3-1	2-1	5-2
2006	2-1	1-2	3-3	2015	1-2	0-3	1-5

### SERIES INFORMATION

**Overall Record:** 75-61  
**Record At Home:** 39-27  
U.S. Cellular Field (1991-current): 39-27  
**Record On The Road:** 36-34  
Tropicana Field (1998-current): 36-34  
**Best Season Series Record**  
by Chicago: 6-1 (2007)  
by Tampa Bay: 5-1 (2015)  
**Longest Winning Streak**  
by Chicago: 6, June 25, 2007-April 18, 2008  
by Tampa Bay: 5, three times, last June 12-August 4, 2015  
**Most Runs, Game**  
by Chicago: 13, April 11, 2000 at Tampa Bay (13-6)  
by Tampa Bay: 12, twice, last April 21, 2010 at Chicago (12-0)



In 13 career games vs. Tampa Bay, Jose Abreu is hitting .354 (17-48) with one double, five home runs and 18 RBI.

# TEXAS RANGERS

## RANGERS INFORMATION

Mailing Address .....Globe Life Park in Arlington  
1000 Ballpark Way, Suite 400  
Arlington, TX 76011

2015 Record (Place).....88-74 (1st in AL West)  
President/General Manager .....Jon Daniels  
Manager (Year).....Jeff Banister (2nd)  
Stadium (Capacity).....Rangers Ballpark (48,114)  
Dimensions.....332 LF, 390 LCF, 400 CF, 381 RCF, 325 RF

### 2015 RESULTS (3-3)

Date	Site	Result	Date	Site	Result
6/2	Tex.	L, 2-15	6/19	Chi.	L, 1-2
6/3	Tex.	W, 9-2	6/20	Chi.	W, 3-2
6/4	Tex.	L, 1-2	6/21	Chi.	W, 3-2

### SERIES HISTORY

Year	Home	Road	Total	Year	Home	Road	Total
1972	8-1	6-3	14-4	1994	2-1	2-4	4-5
1973	8-1	5-4	13-5	1995	2-4	3-3	5-7
1974	4-4	5-3	9-7	1996	3-3	5-1	8-4
1975	3-6	2-7	5-13	1997	2-4	1-4	3-8
1976	4-5	3-6	7-11	1998	3-3	2-3	5-6
1977	2-5	4-4	6-9	1999	4-2	1-3	5-5
1978	7-1	4-3	11-4	2000	2-2	3-3	5-5
1979	5-1	6-1	11-2	2001	5-1	2-1	7-2
1980	4-3	2-4	6-7	2002	2-1	3-3	5-4
1981	2-1	0-3	2-4	2003	3-1	0-3	3-4
1982	6-1	2-4	8-5	2004	2-1	4-2	6-3
1983	5-1	3-4	8-5	2005	2-1	1-5	3-6
1984	3-4	2-4	5-8	2006	2-4	3-1	5-5
1985	5-1	5-2	10-3	2007	2-1	0-3	2-4
1986	2-5	0-6	2-11	2008	2-1	1-2	3-3
1987	4-2	3-4	7-6	2009	1-2	1-2	2-4
1988	4-3	4-2	8-5	2010	1-2	3-3	4-5
1989	1-5	2-5	3-10	2011	3-2	1-2	4-4
1990	4-2	3-4	7-6	2012	3-0	3-3	6-3
1991	5-1	3-4	8-5	2013	2-1	2-1	4-2
1992	4-3	1-5	5-8	2014	1-2	1-2	2-4
1993	5-1	3-4	8-5	2015	2-1	1-2	3-3

### SERIES INFORMATION

**Overall Record:** 257-239  
**Record At Home:** 146-97  
Comiskey Park (1911-1990): 81-52  
U.S. Cellular Field (1991-current): 65-45  
**Record On The Road:** 111-142  
Arlington Stadium (1972-1993): 68-86  
Globe Life Park (1994-current): 43-56  
**Best Season Series Record**  
by Chicago: 11-2 (1979)  
by Texas: 11-2 (1986)  
**Longest Winning Streak**  
by Chicago: 8, twice, last June 6-September 8, 1985  
by Texas: 9, May 26-August 24, 1986  
**Most Runs, Game**  
by Chicago: 19, July 3, 2012 at Chicago (19-2)  
by Texas: 20, April 2, 1998 at Texas (20-4)

# TORONTO BLUE JAYS

## BLUE JAYS INFORMATION

Mailing Address ..... Rogers Centre  
 1 Blue Jays Way, Suite 3200  
 Toronto, Ontario M5V 1J1  
 2015 Record (Place)..... 93-69 (1st in AL East)  
 Executive VP/General Manager ..... Ross Atkins  
 Manager (Year)..... John Gibbons (9th)  
 Stadium (Capacity)..... Rogers Centre (49,282)  
 Dimensions..... 328 LF, 375 LCF, 400 CF, 375 RCF, 328 RF

### 2015 RESULTS (4-3)

Date	Site	Result	Date	Site	Result
5/25	Tor.	L, 0-6	7/6	Chi.	W, 4-2
5/26	Tor.	L, 9-10	7/7	Chi.	L, 1-2
5/27	Tor.	W, 5-3	7/8	Chi.	W, 7-6
			7/9	Chi.	W, 2-0

### SERIES HISTORY

Year	Home	Road	Total	Year	Home	Road	Total
1977	5-1	3-2	8-3	1997	3-3	2-3	5-6
1978	3-2	1-4	4-6	1998	3-2	1-4	4-6
1979	2-4	5-1	7-5	1999	1-3	5-1	6-4
1980	4-2	1-5	5-7	2000	2-4	3-1	5-5
1981	3-3	4-2	7-5	2001	2-1	1-2	3-3
1982	4-2	4-2	8-4	2002	2-1	2-1	4-2
1983	1-5	4-2	5-7	2003	2-1	4-2	6-3
1984	2-4	2-4	4-8	2004	3-1	0-3	3-4
1985	2-4	1-5	3-9	2005	1-2	3-0	4-2
1986	4-2	2-4	6-6	2006	2-1	3-3	5-4
1987	1-5	3-3	4-8	2007	2-1	1-3	3-4
1988	5-1	2-4	7-5	2008	1-3	0-4	1-7
1989	0-6	1-5	1-11	2009	1-2	0-4	1-6
1990	4-2	1-5	5-7	2010	1-3	2-2	3-5
1991	4-2	3-3	7-5	2011	2-1	1-3	3-4
1992	4-2	1-5	5-7	2012	3-3	3-1	6-4
1993	3-3	3-3	6-6	2013	2-1	2-2	4-3
1994	1-1	1-2	2-3	2014	2-1	3-1	5-2
1995	5-1	1-4	6-5	2015	3-1	1-2	4-3
1996	3-3	4-2	7-5				

### SERIES INFORMATION

**Overall Record:** 182-199  
**Record At Home:** 98-90  
 Comiskey Park (1911-1990): 40-43  
 U.S. Cellular Field (1991-current): 58-47  
**Record On The Road:** 84-109  
 Exhibition Stadium (1977-1989): 33-40  
 Rogers Centre (1989-current): 51-69  
**Best Season Series Record**  
 by Chicago: 8-3 (1977)  
 by Toronto: 11-1 (1989)  
**Longest Winning Streak**  
 by Chicago: 6, twice, last May 28, 2003-May 1, 2004  
 by Toronto: 7, twice, last July 29, 2007-September 9, 2008  
**Most Runs, Game**  
 by Chicago: 16, July 11, 1982 at Toronto (16-7)  
 by Toronto: 15, July 19, 1993 at Chicago (15-7)

# WASHINGTON NATIONALS

## NATIONALS INFORMATION

Mailing Address ..... Nationals Park  
 1500 South Capitol Street, SE  
 Washington, DC 20003-1507  
 2015 Record (Place)..... 83-79 (2nd in NL East)  
 President/General Manager ..... Mike Rizzo  
 Manager (Year)..... Dusty Baker (1st)  
 Stadium (Capacity)..... Nationals Park (41,546)  
 Dimensions..... 336 LF, 377 LCF, 402 CF, 370 RCF, 335 RF

### 2015 RESULTS (0-3)

Date	Site	Result	Year	Home	Road	Total
4/9	Was.	L, 7-8	2002*	1-2	0-0	1-2
4/10	Was.	L, 2-5	2004*	0-0	1-2	1-2
4/11	Was.	L, 4-7	2010	0-0	3-0	3-0
			2011	1-2	0-0	1-2
			2013	0-0	0-3	0-3

### SERIES HISTORY

### SERIES INFORMATION

**Overall Record:** 6-9  
**Record At Home:** 2-4  
 U.S. Cellular Field (1991-current): 2-4  
**Record On The Road:** 4-5  
 Olympic Stadium (1977-2004): 1-2  
 Nationals Park (2008-current): 3-3  
**Best Season Series Record**  
 by Chicago: 3-0 (2010)  
 by Washington: 3-0 (2013)  
**Longest Winning Streak**  
 by Chicago: 3, June 18-20, 2010  
 by Washington: 4, June 26, 2011-April 11, 2013  
**Most Runs, Game**  
 by Chicago: 14, June 19, 2004 at Montreal (14-17)  
 by Washington: 17, June 19, 2004 at Montreal (14-17)

*\*Note: The Montreal Expos moved to Washington D.C. prior to the 2005 season, becoming the Washington Nationals.*



Adam LaRoche hit .249 (430-1727) with 77 doubles, 82 home runs, 269 RBI and a .441 slugging percentage over four seasons (2011-2014) with Washington.

FRONT OFFICE

FIELD STAFF

PLAYERS

OPPONENTS

2015 REVIEW

HISTORY

RECORDS

MINOR LEAGUES

MEDIA/MISC.

# WHITE SOX SWEEP INFORMATION

## THREE-GAME SERIES

	At White Sox	At Opponent
Baltimore	5/13-15/03	8/31-9/2/98
Boston	6/30-7/2/00	5/30-6/11/11
Cleveland	5/26-28/14	8/30-9/11/10
Detroit	8/11-13/06	4/4-6/08
Kansas City	7/9-11/10	9/4-6/15
Houston	6/8-10/15	None
Los Angeles-AL	8/10-12/15	9/24-26/10
Minnesota	7/23-25/12	9/14-16/12
New York-AL	8/5-7/13	9/14-16/92
Oakland	5/22-24/06	5/15-17/15
Seattle	8/24-26/12	4/20-22/12
Tampa Bay	7/4-6/05	5/28-30/12
Texas	7/3-5/12	7/19-20/79
Toronto	9/1-3/95	6/27-29/14
Arizona	None	None
Atlanta	6/22-24/10	None
Chicago-NL	6/27-29/08	5/18-20/12
Cincinnati	6/12-14/01	6/16-18/06
Colorado	None	6/6-8/05
Los Angeles-NL	6/17-19/05	None
Miami	5/24-26/13	None
Milwaukee	7/16-18/00	7/15-17/01
New York-NL	None	None
Philadelphia	None	None
Pittsburgh	6/17-19/08	6/15-17/10
St. Louis	6/20-22/06	None
San Diego	None	None
San Francisco	None	5/16-18/08
Washington	None	6/18-20/10

## FOUR-GAME SERIES

	At White Sox	At Opponent
Baltimore	6/18-21/56	7/29-8/1/05
Boston	9/13-16/90	6/2-6/27
Cleveland	7/5-8/84	7/23-26/15
Detroit	9/1-4/05	5/29-31/84
Kansas City	5/30-6/2/85	7/10-13/97
Houston	None	None
Los Angeles-AL	7/5-8/10	9/22-25/83
Minnesota	6/6-9/08	None
New York-AL	8/17-20/64	6/15-18/00
Oakland	5/8-11/97	9/24-27/87
Seattle	7/26-29/10	6/23-26/94
Tampa Bay	None	6/25-28/07
Texas	None	9/5-8/85
Toronto	None	None
Arizona	None	None
Atlanta	None	None
Chicago-NL	None	None
Cincinnati	None	None
Colorado	None	None
Los Angeles-NL	None	None
Miami	None	None
Milwaukee	7/13-16/89	7/15-18/93
New York-NL	None	None
Philadelphia	None	None
Pittsburgh	None	None
St. Louis	None	None
San Diego	None	None
San Francisco	None	None
Washington	None	None

# OPPONENT SWEEP INFORMATION

## THREE-GAME SERIES

	At White Sox	At Opponent
Baltimore	8/18-20/14	5/4-6/99
Boston	8/20-22/04	8/30-9/11/13
Cleveland	5/17-19/99	9/5-7/14
Detroit	9/12-14/11	8/2-4/13
Houston	None	None
Kansas City	6/13-15/14	8/7-9/15
Los Angeles-AL	4/15-17/11	6/6-8/14
Minnesota	9/14-16/10	6/18-20/13
New York-AL	5/27-29/02	8/22-24/14
Oakland	7/8-10/05	5/31-6/2/13
Seattle	5/2-4/03	8/17-19/07
Tampa Bay	None	6/12-14/15
Texas	6/2-4/86	8/28-30/07
Toronto	9/4-6/89	5/7-9/04
Arizona	None	None
Atlanta	None	6/21-23/02
Chicago-NL	6/22-24/07	6/20-22/08
Cincinnati	None	None
Colorado	None	None
Los Angeles-NL	None	None
Miami	None	None
Milwaukee	4/7-10/86	7/8-10/74
New York-NL	None	None
Philadelphia	None	6/11-13/07
Pittsburgh	None	6/30-7/2/97
St. Louis	None	6/15-17/01
San Diego	None	None
San Francisco	None	None
Washington	None	4/9-11/13

## FOUR-GAME SERIES

	At White Sox	At Opponent
Baltimore	7/6-9/95	7/19-22/90
Boston	8/23-26/07	7/21-24/88
Cleveland	9/12-15/13	7/29-8/1/13
Detroit	6/20-22/80	8/18-21/88
Houston	None	None
Kansas City	None	7/25-28/94
Los Angeles-AL	7/28-31/88	9/28-10/1/70
Minnesota	6/22-24/79	4/30-5/3/15
New York-AL	8/1-4/11	6/6-8/69
Oakland	5/22-24/70	8/5-8/99
Seattle	8/30-9/1/99	8/21-24/98
Tampa Bay	None	None
Texas	None	None
Toronto	None	5/2-5/08
Arizona	None	None
Atlanta	None	None
Chicago-NL	None	None
Cincinnati	None	None
Colorado	None	None
Los Angeles-NL	None	None
Miami	None	None
Milwaukee	None	7/13-16/95
New York-NL	None	None
Philadelphia	None	None
Pittsburgh	None	None
St. Louis	None	None
San Diego	None	None
San Francisco	None	None
Washington	None	None



# DOUBLEHEADER INFORMATION

## SWEEPS BY WHITE SOX

	At White Sox	At Opponent
Baltimore	4/17/82	8/21/99
Boston	5/30/66	9/4/10
Cleveland	6/6/76	8/31/80
Detroit	9/14/08	9/21/15
Houston	None	None
Kansas City	4/22/72	None
Los Angeles-AL	8/8/98	4/13/75
Minnesota	9/13/14	9/5/11
New York-AL	7/24/75	7/18/95
Oakland	7/6/80	6/12/83
Seattle	9/30/86	None
Tampa Bay	4/28/99	None
Texas	8/13/99	8/19/83
Toronto	7/15/98	None

## SWEEPS BY OPPONENTS

	At White Sox	At Opponent
Baltimore	8/26/79	7/12/84
Boston	8/24/07	5/6/78
Cleveland	6/28/13	5/7/12
Detroit	6/22/80	7/24/09
Houston	None	None
Kansas City	8/6/76	4/16/72
Los Angeles-AL	7/1/14	9/8/77
Minnesota	8/9/13	9/21/80
New York-AL	6/21/64	7/20/73
Oakland	9/18/82	6/21/70
Seattle	8/8/00	None
Tampa Bay	None	None
Texas	6/14/70	9/6/99
Toronto	9/9/08	9/7/80

# WHITE SOX LAST TRADE

## AMERICAN LEAGUE

**Baltimore:** OF Alejandro De Aza for RHP Mark Blackmar and RHP Miguel Chalas, 8/30/14.

**Boston:** RHP Jake Peavy for OF Avisail Garcia from Detroit (via Boston) and RHP Francelis Montas, INF Cleulius Rondon and RHP Jeffrey Wendelken from Boston ... Detroit acquired INF Jose Iglesias from Boston ... Boston received RHP Brayan Villareal from Detroit, 7/30/13.

**Cleveland:** RHP Eric King and RHP Shawn Hillegas for OF Cory Snyder and INF Lindsay Foster, 12/4/90.

**Detroit:** OF Avisail Garcia from Detroit (via Boston) and RHP Francelis Montas, INF Cleulius Rondon and RHP J.B. Wendelken from Boston ... Detroit acquired INF Jose Iglesias from Boston ... Boston received RHP Jake Peavy from Chicago and RHP Brayan Villareal from Detroit, 7/30/13.

**Houston:** RHP Matt Heidenreich, LHP Blair Walters and a PTBNL (RHP Chris Devenski) for RHP Brett Myers and cash, 7/21/12.

**Kansas City:** INF Chris Getz and INF Josh Fields for INF Mark Teahen and cash, 11/6/09.

**Los Angeles:** INF Gordon Beckham for PTBNL (RHP Yency Almonte), 8/21/14.

**Minnesota:** INF Eduardo Escobar and LHP Pedro Hernandez for LHP Francisco Liriano, 7/28/12.

**New York:** INF/OF Nick Swisher and RHP Kanekoa Texeira for INF Wilson Betemit, RHP Jeff Marquez and RHP Jhonny Nunez, 11/13/08.

**Oakland:** INF Brett Lawrie for LHP Zachary Erwin and RHP J.B. Wendelken, 12/9/15.

**Seattle:** OF Joe Borchard for LHP Matt Thornton, 3/20/06.

**Tampa Bay:** Cash for LHP Frank De Los Santos, 9/21/13.

**Texas:** Player to be named later (INF Leury Garcia) for Alex Rios and cash considerations, 8/9/13.

**Toronto:** RHP Jason Frasor for RHP Myles Jaye and RHP Daniel Webb, 1/1/12.

## NATIONAL LEAGUE

**Arizona:** RHP Addison Reed for INF Matt Davidson, 12/16/13.

**Atlanta:** RHP Scott Linebrink for RHP Kyle Cofield, 12/3/10.

**Cubs:** LHP Neal Cotts for RHP David Aardsma and LHP Carlos Vasquez, 11/16/06.

**Cincinnati:** INF Todd Frazier from Cincinnati ... Cincinnati acquired INF Brandon Dixon, INF Jose Peraza and OF Scott Schebler from Los Angeles-NL ... Los Angeles-NL received INF Micah Johnson, RHP Frankie Montas and OF Trayce Thompson from Chicago, 12/16/15.

**Colorado:** RHP Tommy Kahnle for RHP Yency Almonte, 11/24/15.

**Los Angeles:** INF Micah Johnson, RHP Frankie Montas and OF Trayce Thompson for INF Todd Frazier (via Cincinnati) ... Cincinnati received INF Brandon Dixon, INF Jose Peraza and OF Scott Schebler from Los Angeles-NL, 12/16/15.

**Miami:** LHP Dan Jennings for RHP Andre Rienzo, 12/11/14.

**Milwaukee:** OF Carlos Lee for OF Scott Podsednik, RHP Luis Vizcaino and a PTBNL (1B Travis Hinton), 12/13/04.

**New York:** RHP Lance Broadway for C Ramon Castro, 5/29/09.

**Philadelphia:** INF Tadahito Iguchi for RHP Michael Dube, 7/27/07.

**Pittsburgh:** LHP Damaso Marte for INF/OF Rob Mackowiak, 12/13/05.

**St. Louis:** RHP John Ambrose for RHP Sean Lowe, 2/9/99.

**San Diego:** RHP Brandon Kloess for OF Blake Tekotte, 11/7/12.


**San Francisco:** RHP Jeff Sopic for INF Conor Gillaspie, 2/22/13.

**Washington:** OF Alex Escobar for OF Jerry Owens, 2/13/05.

**Note:** Only includes trades involving at least one player on major-league roster.

## Haven't Seen That Before

Kansas City and the White Sox both hit leadoff home runs in the first and second innings on August 17, 2006 at U.S. Cellular Field, which according to the Elias Sports Bureau was the first time in major-league history that feat has been accomplished. David DeJesus and Emil Brown homered leading off the first two innings for the Royals, while Pablo Ozuna (first) and Jermaine Dye (second) went deep for the Sox. The previous time a White Sox game featured leadoff home runs in the first inning was on June 13, 2001 vs. Cincinnati (Brady Clark and Ray Durham).



**Jose Abreu and Albert Pujols are the only players in major-league history to record 30 home runs and 100 RBI in each of their first two seasons.**

# **2015 REVIEW**

# MAJOR LEAGUE STANDINGS

A.L. East	Won	Lost	Pct.	GB	Last 10	Final	Home	Road	vs. East	vs. Cent	vs. West	vs. N.L.
					Games	Streak						
Toronto	93	69	.574	—	6-4	Lost 2	53-28	40-41	42-34	20-14	19-13	12-8
New York	87	75	.537	6.0	3-7	Lost 3	45-36	42-39	38-38	21-12	17-16	11-9
Baltimore	81	81	.500	12.0	5-5	Won 5	47-31	34-50	39-37	15-18	15-18	12-8
Tampa Bay	80	82	.494	13.0	6-4	Won 2	42-42	38-40	36-40	13-19	17-17	14-6
Boston	78	84	.481	15.0	6-4	Lost 4	43-38	35-46	35-41	15-18	15-18	13-7

A.L. Central	Won	Lost	Pct.	GB	Last 10	Final	Home	Road	vs. East	vs. Cent	vs. West	vs. N.L.
					Games	Streak						
Kansas City	95	67	.586	—	6-4	Won 5	51-30	44-37	18-16	44-32	20-12	13-7
Minnesota	83	79	.512	12.0	5-5	Lost 3	46-35	37-44	19-14	40-36	16-17	8-12
Cleveland	81	80	.503	13.5	6-4	Won 3	39-41	42-39	18-15	32-43	19-14	12-8
<b>Chicago</b>	<b>76</b>	<b>86</b>	<b>.469</b>	<b>19.0</b>	<b>4-6</b>	<b>Lost 1</b>	<b>40-41</b>	<b>36-45</b>	<b>14-19</b>	<b>32-44</b>	<b>21-12</b>	<b>9-11</b>
Detroit	74	87	.460	20.5	4-6	Won 1	38-43	36-44	12-20	41-34	12-22	9-11

A.L. West	Won	Lost	Pct.	GB	Last 10	Final	Home	Road	vs. East	vs. Cent	vs. West	vs. N.L.
					Games	Streak						
Texas	88	74	.543	—	5-5	Won 1	43-38	45-36	23-11	18-14	36-40	11-9
Houston	86	76	.531	2.0	6-4	Lost 1	53-28	33-48	18-16	14-18	38-38	16-4
Los Angeles	85	77	.525	3.0	7-3	Lost 1	49-32	36-45	16-16	17-17	44-32	8-12
Seattle	76	86	.469	12.0	2-8	Won 1	36-45	40-41	15-17	14-20	39-37	8-12
Oakland	68	94	.420	20.0	4-6	Lost 1	34-47	34-47	10-23	14-19	33-43	11-9

N.L. East	Won	Lost	Pct.	GB	Last 10	Final	Home	Road	vs. East	vs. Cent	vs. West	vs. A.L.
					Games	Streak						
New York	90	72	.556	—	5-5	Won 1	49-32	41-40	47-29	13-20	21-12	9-11
Washington	83	79	.512	7.0	5-5	Lost 1	46-35	37-44	44-32	14-19	17-16	8-12
Miami	71	91	.438	19.0	6-4	Lost 1	41-40	30-51	35-41	13-19	16-18	7-13
Atlanta	67	95	.414	23.0	6-4	Won 3	42-39	25-56	34-42	15-18	12-21	6-14
Philadelphia	63	99	.389	27.0	6-4	Won 1	37-44	26-55	30-46	11-23	14-18	8-12

N.L. Central	Won	Lost	Pct.	GB	Last 10	Final	Home	Road	vs. East	vs. Cent	vs. West	vs. A.L.
					Games	Streak						
St. Louis	100	62	.617	—	4-6	Lost 3	55-26	45-36	20-12	46-30	23-11	11-9
Pittsburgh	98	64	.605	2.0	6-4	Won 1	53-28	45-36	24-9	34-42	27-6	13-7
Chicago	97	65	.599	3.0	8-2	Won 8	49-32	48-33	22-12	46-30	19-13	10-10
Milwaukee	68	94	.420	32.0	4-6	Lost 4	34-47	34-47	17-16	31-45	12-21	8-12
Cincinnati	64	98	.395	36.0	1-9	Lost 1	34-47	30-51	16-17	33-43	8-25	7-13

N.L. West	Won	Lost	Pct.	GB	Last 10	Final	Home	Road	vs. East	vs. Cent	vs. West	vs. A.L.
					Games	Streak						
Los Angeles	92	70	.568	-	5-5	Won 4	55-26	37-44	19-13	17-17	46-30	10-10
San Francisco	84	78	.519	8.0	5-5	Lost 1	47-34	37-44	18-15	15-18	38-38	13-7
Arizona	79	83	.488	13.0	6-4	Won 1	39-42	40-41	15-18	14-19	39-37	11-9
San Diego	74	88	.457	18.0	3-7	Lost 3	39-42	35-46	17-16	15-18	35-41	7-13
Colorado	68	94	.420	24.0	5-5	Won 1	36-45	32-49	16-18	15-17	32-44	5-15

A.L. Wild Card	Won	Lost	Pct.	GB	N.L. Wild Card	Won	Lost	Pct.	GB
Houston	86	76	.531	—	Chicago	97	65	.599	—
Los Angeles	85	77	.525	1.0					
Minnesota	83	79	.512	3.0					
Cleveland	81	80	.503	4.5					
Baltimore	81	81	.500	5.0					

## Honoring The Captain

The White Sox retired Paul Konerko's uniform No. 14 on May 23, 2015. Konerko retired following the 2014 season after 18 major-league seasons, 16 with the Sox. He became the 11th player to have his number retired by the White Sox, joining Nellie Fox, Harold Baines, Luke Appling, Minnie Minoso, Luis Aparicio, Ted Lyons, Billy Pierce, Carlton Fisk, Frank Thomas and Jackie Robinson.

# MAJOR LEAGUE ATTENDANCE

## AMERICAN LEAGUE

CLUB	-----HOME-----				SEASON HIGH		-----ROAD-----		
	TOTAL	AVG	DATES	GAMES	TOTAL	DATE	TOTAL	AVG	DATES
NY Yankees	3,193,795	39,922	80	81	48,608	8/6	2,537,141	31,323	81
LAA Angels	3,012,765	37,195	81	81	44,489	4/10	2,345,619	28,958	81
BOS Red Sox	2,880,694	35,564	81	81	38,063	7/28	2,613,343	32,263	81
TOR Blue Jays	2,794,891	34,505	81	81	48,414	4/13	2,193,264	27,763	79
DET Tigers	2,726,048	33,655	81	81	45,030	4/6	2,347,842	29,720	79
KC Royals	2,708,549	33,439	81	81	40,085	4/6	2,242,224	27,682	81
TEX Rangers	2,491,875	30,764	81	81	48,885	4/10	2,354,914	29,073	81
BAL Orioles	2,320,588	29,751	78	80	46,289	7/10	2,325,892	28,715	81
MIN Twins	2,220,054	27,408	81	81	40,660	7/25	2,344,521	29,307	80
SEA Mariners	2,193,581	27,081	81	81	45,909	4/6	2,353,217	29,052	81
HOU Astros	2,153,585	26,587	81	81	43,753	4/6	2,277,838	28,121	81
OAK Athletics	1,768,175	21,829	81	81	36,067	4/6	2,391,645	29,526	81
<b>SOX White Sox</b>	<b>1,755,810</b>	<b>21,948</b>	<b>80</b>	<b>81</b>	<b>39,579</b>	<b>8/15</b>	<b>2,322,442</b>	<b>29,398</b>	<b>79</b>
CLE Indians	1,388,905	17,806	78	80	35,789	4/10	2,361,162	29,150	81
TB Rays	1,247,668	15,403	81	81	31,042	4/6	2,283,309	28,189	81
<b>TOTALS</b>	<b>34,856,983</b>	<b>28,879</b>	<b>1207</b>	<b>1213</b>			<b>35,294,373</b>	<b>29,217</b>	<b>1208</b>

## NATIONAL LEAGUE

CLUB	-----HOME-----				SEASON HIGH		-----ROAD-----		
	TOTAL	AVG	DATES	GAMES	TOTAL	DATE	TOTAL	AVG	DATES
LAD Dodgers	3,764,815	46,479	81	81	53,518	4/6	2,796,585	34,526	81
STL Cardinals	3,520,889	43,468	81	81	47,875	4/13	2,505,425	31,318	80
SF Giants	3,375,882	41,678	81	81	42,743	7/28	2,763,811	34,121	81
CHI Cubs	2,959,812	36,541	81	81	41,688	7/12	2,753,766	34,422	80
WAS Nationals	2,619,843	32,344	81	81	42,295	4/6	2,418,470	30,231	80
NYM Mets	2,569,753	31,725	81	81	43,947	4/13	2,486,157	30,693	81
MIL Brewers	2,542,558	31,390	81	81	46,032	4/6	2,562,364	31,634	81
COL Rockies	2,506,789	31,335	80	81	49,303	4/10	2,507,923	30,962	81
PIT Pirates	2,498,596	30,847	81	81	39,933	4/13	2,676,977	33,049	81
SD Padres	2,459,742	30,367	81	81	45,282	5/16	2,569,468	31,722	81
CIN Reds	2,419,506	29,870	81	81	43,633	4/6	2,566,010	32,075	80
ARI Diamondbacks	2,080,145	25,681	81	81	49,043	4/6	2,612,384	32,655	80
ATL Braves	2,001,392	25,017	80	81	49,243	8/29	2,405,662	29,700	81
PHI Phillies	1,831,080	23,475	78	81	45,549	4/6	2,503,409	30,906	81
MIA Marlins	1,752,235	21,633	81	81	36,969	4/6	2,337,236	29,215	80
<b>TOTALS</b>	<b>38,903,037</b>	<b>32,151</b>	<b>1210</b>	<b>1215</b>			<b>38,465,647</b>	<b>31,816</b>	<b>1209</b>
<b>GRAND TOTALS</b>	<b>73,760,020</b>	<b>30,517</b>	<b>2417</b>	<b>2428</b>			<b>73,760,020</b>	<b>30,517</b>	<b>2417</b>

### South Side K-Zone

White Sox pitchers set a franchise record with 1,359 strikeouts in 2015, breaking the previous mark of 1,249 set in 2013. Chicago's 9,641 strikeouts since 2008 are the fourth-most in the American League, and each of the top eight strikeout marks in club history have occurred during that span. Chris Sale has recorded 900 strikeouts since 2012, third-most in the major leagues behind Clayton Kershaw (1,001) and Max Scherzer (999).

### Quality and Quantity

The White Sox have made 1,157 quality starts since 2003, the second-highest total in the major leagues behind the New York Mets (1,163). The Sox led the American League with 98 quality starts in 2015, their highest total since 2003 (also 98).

# 2015 DAY-BY-DAY

No.	Date	H/R D/N	W/L	Final Score	Winning Pitcher	Losing Pitcher	Rec.	Pos. GA-GB	Attendance Game	Cum.	Time
1	4/6	R/D	L	K.C. 10, Sox 1	Ventura	Samardzija	0-1	T3/-1.0	40,085		2:50
2	4/8	R/N	L	K.C. 7, Sox 5	Davis (R)	Putnam (R)	0-2	T4/-2.0	23,385		3:11
3	4/9	R/D	L	K.C. 4, Sox 1	Volquez	Danks	0-3	T4/-3.0	20,236		2:37
4	4/10	H/D	L	Min. 6, Sox 0	Milone	Noesi	0-4	5/-4.0	*38,533	38,533	3:01
5	4/11	H/D	W	Sox 5, Min. 4	Duke (R)	Boyer (R)	1-4	T4/-4.0	22,317	60,850	2:54
6	4/12	H/D	W	Sox 6, Min. 2	Sale	Hughes	2-4	T3/-4.0	23,057	83,907	2:56
7	4/14	R/N	W	Sox 4, Cle. 1	Quintana	Carrasco	3-4	3/-4.0	10,642		3:01
8	4/15	R/D	L	Cle. 4, Sox 2	Bauer	Danks	3-5	3/-4.5	11,042		2:58
9	4/17	R/D	L	Det. 2, Sox 1	Soria (R)	Duke (R)	3-6	4/-5.5	33,084		2:35
10	4/18	R/D	W	Sox 12, Det. 3	Sale	Sanchez	4-6	T3/-4.5	39,877		3:01
11	4/19	R/D	L	Det. 9, Sox 1	Greene	Quintana	4-7	T4/-5.5	30,357		2:45
12	4/20	H/N	W	Sox 4, Cle. 3	Robertson (R)	Allen (R)	5-7	3/-5.5	13,055	96,962	2:53
13	4/21	H/N	L	Cle. 6, Sox 2	Carrasco	Noesi	5-8	T3/-5.5	14,032	110,994	3:07
14	4/22	H/D	W	Sox 6, Cle. 0	Samardzija	Kluber	6-8	3/-4.5	14,429	125,423	2:56
15	4/23	H/N	L	K.C. 3, Sox 2 (13)	Morales (R)	Petricka (R)	6-9	T3/-5.5	14,218	139,641	4:07
16	4/24	H/N	W	Sox 3, K.C. 2	Robertson (R)	Herrera (R)	7-9	3/-5.0	20,350	159,991	3:19
	4/25	H/D		vs. Kansas City	Postponed due to rain; rescheduled as part of a split doubleheader on 7/17						
17	4/26	H/D	W	Sox 5, K.C. 3	Danks	Volquez	8-9	3/-4.0	23,317	183,308	2:48
	4/27	R/N		at Baltimore	Postponed due to safety concerns; rescheduled as part of straight DH on 5/28						
	4/28	R/N		at Baltimore	Postponed due to safety concerns; rescheduled as part of straight DH on 5/28						
18	4/29	R/N	L	Bal. 8, Sox 2	Jimenez	Samardzija	8-10	3/-5.0	0		2:03
19	4/30	R/N	L	Min. 12, Sox 2	May	Sale	8-11	4/-5.5	20,736		2:40
<b>APRIL TOTALS: 8-11</b>											
20	5/1	R/N	L	Min. 1, Sox 0	Gibson	Quintana	8-12	4/-6.5	22,794		2:32
21	5/2	R/D	L	Min. 5, Sox 3	Nolasco	Noesi	8-13	4/-6.5	30,551		3:05
22	5/3	R/D	L	Min. 13, Sox 3	Pressly (R)	Danks	8-14	5/-7.0	22,423		3:20
23	5/5	H/N	W	Sox 5, Det. 2	Samardzija	Greene	9-14	5/-6.5	16,361	199,659	2:37
24	5/6	H/N	W	Sox 7, Det. 6	Putnam (R)	Chamberlain (R)	10-14	4/-5.5	18,268	217,927	3:41
25	5/7	H/D	L	Det. 4, Sox 1	Lobstein	Quintana	10-15	4/-6.5	20,081	238,008	2:53
	5/8	H/N		vs. Cincinnati	Postponed due to rain; rescheduled as part of a straight doubleheader on 5/9						
26	5/9	H/N	L	Cin. 10, Sox 4	Cueto	Carroll (R)	10-16	4/-7.0			3:33
27		H/N	W	Sox 8, Cin. 2	Rodon	Marquis	11-16	4/-6.5	27,980	265,988	2:53
28	5/10	H/D	W	Sox 4, Cin. 3	Robertson (R)	Chapman (R)	12-16	4/-6.5	20,123	286,111	3:10
29	5/11	R/N	L	Mil. 10, Sox 7	Broxton (R)	Duke (R)	12-17	4/-6.5	29,886		3:09
30	5/12	R/N	W	Sox 4, Mil. 2	Sale	Blazek (R)	13-17	4/-6.5	26,935		2:45
31	5/13	R/N	W	Sox 4, Mil. 2	Quintana	Nelson	14-17	4/-5.5	29,679		3:07
32	5/15	R/N	W	Sox 7, Oak. 6	Carroll (R)	Abad (R)	15-17	4/-6.0	21,464		3:34
33	5/16	R/N	W	Sox 4, Oak. 3	Danks	Rodriguez (R)	16-17	4/-5.0	28,445		3:06
34	5/17	R/D	W	Sox 7, Oak. 3	Samardzija	Kazmir	17-17	4/-5.0	33,195		2:56
35	5/18	H/N	W	Sox 2, Cle. 1 (10)	Duke (R)	McAllister (R)	18-17	4/-4.5	17,712	303,823	2:34
36	5/19	H/N	L	Cle. 3, Sox 1	Bauer	Quintana	18-18	4/-5.5	15,681	319,504	2:57
37	5/20	H/N	L	Cle. 4, Sox 3	Marcum	Jennings (R)	18-19	4/-6.5	15,146	334,650	2:56
38	5/21	H/N	L	Cle. 5, Sox 2	Salazar	Danks	18-20	4/-7.0	18,321	352,971	3:04
39	5/22	H/N	W	Sox 3, Min. 2	Samardzija	Thompson (R)	19-20	4/-7.0	21,067	374,038	2:21
40	5/23	H/D	L	Min. 4, Sox 3	May	Sale	19-21	4/-8.0	*38,714	412,752	2:12
41	5/24	H/D	L	Min. 8, Sox 1	Gibson	Quintana	19-22	T4/-8.0	30,180	442,932	2:37
42	5/25	R/N	L	Tor. 6, Sox 0	Hutchison	Noesi	19-23	T4/-8.0	15,168		2:10
43	5/26	R/N	L	Tor. 10, Sox 9	Delabar (R)	Robertson (R)	19-24	T4/-8.0	17,276		3:12
44	5/27	R/D	W	Sox 5, Tor. 3 (10)	Robertson (R)	Osuna (R)	20-24	T4/-7.0	15,463		3:31
45	5/28	R/D	W	Sox 3, Bal. 2	Sale	Wilson	21-24	5/-7.0			2:51
46		R/D	L	Bal. 6, Sox 3	Wright	Beck	21-25	5/-7.0	18,441		2:48
47	5/29	R/N	W	Sox 6, Hou. 3 (11)	Jennings (R)	Fields (R)	22-25	4/-7.0	25,957		4:08
48	5/30	R/D	L	Hou. 3, Sox 0	Keuchel (C)	Quintana	22-26	5/-7.5	29,720		2:29
49	5/31	R/D	W	Sox 6, Hou. 0	Danks (C)	Hernandez	23-26	5/-7.0	27,423		2:37
<b>MAY TOTALS: 15-15</b>											

FRONT OFFICE  
 FIELD STAFF  
 PLAYERS  
 OPPONENTS  
 2015 REVIEW  
 HISTORY  
 RECORDS  
 MINOR LEAGUES  
 MEDIAMISC.



# 2015 DAY-BY-DAY

No.	Date	H/R		Final Score	Winning		Losing		Pos.		Attendance	
		D/N	WL		Pitcher	Pitcher	Rec.	GA-GB	Game	Cum.	Time	
50	6/2	R/N	L	Tex. 15, <b>Sox 2</b>	Lewis	<b>Samardzija</b>	23-27	5/-7.0	27,558		2:35	
51	6/3	R/N	W	<b>Sox 9</b> , Tex. 2	<b>Sale</b>	Martinez	24-27	5/-6.5	32,598		3:06	
52	6/4	R/N	L	Tex. 2, <b>Sox 1</b> (11)	Scheppers (R)	<b>Jennings (R)</b>	24-28	5/-7.5	27,616		3:55	
53	6/5	H/N	W	<b>Sox 4</b> , Det. 3 (11)	<b>Petricka (R)</b>	Wilson (R)	25-28	5/-6.5	24,761	467,693	3:08	
54	6/6	H/N	L	Det. 7, <b>Sox 1</b>	Price (C)	<b>Danks</b>	25-29	5/-6.5	28,368	496,061	2:54	
55	6/7	H/D	L	Det. 6, <b>Sox 4</b>	Simon	<b>Samardzija</b>	25-30	5/-7.5	29,059	525,120	2:38	
56	6/8	H/N	W	<b>Sox 3</b> , Hou. 1	<b>Sale</b>	McCullers	26-30	5/-6.5	17,352	542,472	2:13	
57	6/9	H/N	W	<b>Sox 4</b> , Hou. 2	<b>Rodan</b>	Keuchel	27-30	T4/-6.5	18,439	560,911	3:07	
58	6/10	H/N	W	<b>Sox 4</b> , Hou. 1	<b>Quintana</b>	Sipp (R)	28-30	4/-6.5	17,455	575,366	3:12	
59	6/12	R/N	L	T.B. 7, <b>Sox 5</b>	Andriese	<b>Danks</b>	28-31	4/-6.5	13,448		3:07	
60	6/13	R/D	L	T.B. 5, <b>Sox 4</b>	Boxberger (R)	<b>Putnam (R)</b>	28-32	5/-6.5	20,248		2:46	
61	6/14	R/D	L	T.B. 2, <b>Sox 1</b>	Riefenhauser (R)	<b>Sale</b>	28-33	5/-7.0	17,962		2:42	
62	6/15	R/N	L	Pit. 11, <b>Sox 0</b>	Liriano	<b>Rodan</b>	28-34	5/-8.0	24,536		2:51	
63	6/16	R/N	L	Pit. 3, <b>Sox 0</b>	Morton	<b>Quintana</b>	28-35	5/-9.0	28,413		2:44	
64	6/17	H/N	L	Pit. 3, <b>Sox 2</b>	Locke	<b>Danks</b>	28-36	5/-10.0	19,194	594,560	2:27	
65	6/18	H/N	L	Pit. 3, <b>Sox 2</b>	Cole	<b>Petricka (R)</b>	28-37	5/-11.0	21,296	615,856	2:58	
66	6/19	H/N	L	Tex. 2, <b>Sox 1</b>	Lewis	<b>Robertson (R)</b>	28-38	5/-11.0	22,864	617,424	2:26	
67	6/20	H/D	W	<b>Sox 3</b> , Tex. 2	<b>Rodan</b>	Martinez	29-38	5/-11.0	25,738	643,162	2:47	
68	6/21	H/D	W	<b>Sox 3</b> , Tex. 2 (11)	<b>Petricka (R)</b>	Claudio (R)	30-38	5/-10.0	33,668	676,830	3:49	
69	6/22	R/N	L	Min. 13, <b>Sox 2</b>	Milone	<b>Danks</b>	30-39	5/-11.0	24,094		2:55	
70	6/23	R/N	W	<b>Sox 6</b> , Min. 2	<b>Samardzija</b>	Pelfrey	31-39	5/-10.0	27,349		2:57	
71	6/24	R/D	L	Min. 6, <b>Sox 1</b>	Hughes	<b>Sale</b>	31-40	5/-11.0	28,854		2:19	
72	6/25	R/D	W	<b>Sox 8</b> , Det. 7 (10)	<b>Duke (R)</b>	Chamberlain (R)	32-40	5/-10.5	40,355		3:53	
73	6/26	R/N	L	Det. 5, <b>Sox 4</b>	Rondon (R)	<b>Duke (R)</b>	32-41	5/-11.5	38,455		2:47	
	6/27	R/D		at Detroit	Postponed due to rain; rescheduled as part of a split doubleheader on 9/21							
74	6/28	R/D	L	Det. 5, <b>Sox 4</b>	Soria (R)	<b>Putnam (R)</b>	32-42	5/-13.0	39,455		3:01	
75	6/30	R/N	W	<b>Sox 2</b> , STL 1 (11)	<b>Webb (R)</b>	Socolovich (R)	33-42	5/-11.5	45,626		3:34	
<b>JUNE TOTALS: 10-16</b>												
76	7/1	R/N	W	<b>Sox 7</b> , STL 1	<b>Quintana</b>	Lackey	34-42	5/-10.5	41,696		3:16	
77	7/3	H/N	W	<b>Sox 1</b> , Bal. 0	<b>Danks</b>	Jimenez	35-42	5/-10.0	27,384	70,4214	2:23	
78	7/4	H/D	W	<b>Sox 3</b> , Bal. 2	<b>Putnam (R)</b>	Norris (R)	36-42	5/-9.0	22,559	726,773	2:53	
79	7/5	H/D	L	Bal. 9, <b>Sox 1</b>	Gonzalez	<b>Rodan</b>	36-43	5/-10.0	22,519	749,292	3:13	
80	7/6	H/N	W	<b>Sox 4</b> , Tor. 2	<b>Sale (C)</b>	Buehrle (C)	37-43	T4/-9.5	24,593	773,885	1:54	
81	7/7	H/N	L	Tor. 2, <b>Sox 1</b>	Doubront	<b>Quintana</b>	37-44	5/-11.0	17,028	790,903	2:33	
82	7/8	H/N	W	<b>Sox 7</b> , Tor. 6 (11)	<b>Putnam (R)</b>	Osuna (R)	38-44	5/-11.0	17,032	807,935	3:51	
83	7/9	H/D	W	<b>Sox 2</b> , Tor. 0	<b>Samardzija (C)</b>	Dickey	39-44	5/-11.0	23,298	831,233	2:15	
84	7/10	R/D	W	<b>Sox 1</b> , Cubs 0	<b>Petricka (R)</b>	Rondon (R)	40-44	5/-11.0	41,580		2:40	
85	7/11	R/D	W	<b>Sox 5</b> , Cubs 1	<b>Sale</b>	Lester	41-44	T4/-10.0	41,596		2:45	
86	7/12	R/D	L	Cubs 3, <b>Sox 1</b>	Arrieta	<b>Quintana</b>	41-45	T4/-11.0	41,688		2:18	
<b>ALL-STAR BREAK: 41-45</b>												
87	7/17	H/D	L	K.C. 4, <b>Sox 2</b>	Young	<b>Samardzija</b>	41-46	T4/-12.0	25,807	831,233	2:44	
88		H/N	W	<b>Sox 2</b> , K.C. 0	<b>Danks</b>	Volquez	42-46	4/-11.0	25,701	856,934	3:08	
89	7/18	H/D	L	K.C. 7, <b>Sox 6</b> (13)	Finnegan (R)	<b>Jennings (R)</b>	42-47	5/-12.0	33,559	890,493	4:56	
90	7/19	H/D	L	K.C. 4, <b>Sox 1</b>	Duffy	<b>Sale</b>	42-48	5/-13.0	32,175	922,668	2:45	
91	7/21	H/N	L	STL 8, <b>Sox 5</b>	Wacha	<b>Rodan</b>	42-49	5/-13.5	29,728	952,396	3:06	
92	7/22	H/N	L	STL 3, <b>Sox 2</b>	Socolovich (R)	<b>Duke (R)</b>	42-50	5/-14.5	30,046	982,406	3:02	
93	7/23	R/N	W	<b>Sox 8</b> , Cle. 1	<b>Samardzija</b>	Bauer	43-50	5/-13.5	16,317		2:28	
94	7/24	R/N	W	<b>Sox 6</b> , Cle. 0	<b>Quintana</b>	Kluber	44-50	5/-12.5	26,553		2:43	
95	7/25	R/N	W	<b>Sox 10</b> , Cle. 3	<b>Sale</b>	Carrasco	45-50	4/-12.5	24,763		2:54	
96	7/26	R/D	W	<b>Sox 2</b> , Cle. 1	<b>Rodan</b>	Salazar	46-50	4/-12.5	17,751		2:52	
97	7/27	R/N	W	<b>Sox 10</b> , Bos. 8	<b>Albers (R)</b>	Ross (R)	47-50	T3/-12.5	37,401		3:54	
98	7/28	R/N	W	<b>Sox 9</b> , Bos. 4	<b>Samardzija</b>	Miley	48-50	3/-12.5	38,063		2:39	
99	7/29	R/N	W	<b>Sox 9</b> , Bos. 2	<b>Quintana</b>	Porcello	49-50	3/-11.5	37,104		3:42	
100	7/30	R/N	L	Bos. 8, <b>Sox 2</b>	Wright	<b>Sale</b>	49-51	T3/-11.5	36,215		2:40	
101	7/31	H/N	L	NY 13, <b>Sox 6</b>	Eovaldi	<b>Rodan</b>	49-52	T3/-11.5	30,359	1,012,765	3:56	
<b>JULY TOTALS: 16-10</b>												

# 2015 DAY-BY-DAY

No.	Date	H/R D/N	W/L	Final Score	Winning Pitcher	Losing Pitcher	Rec.	Pos. GA-GB	Attendance		Time
									Game	Cum.	
102	8/1	H/N	W	<b>Sox 8, NYY 2</b>	<b>Danks</b>	Mitchell	50-52	3/-10.5	34,379	1,047,144	2:58
103	8/2	H/D	L	<b>NY 12, Sox 3</b>	Nova	<b>Samardzija</b>	50-53	T3/-11.5	<b>*38,840</b>	1,085,984	3:09
104	8/3	H/N	L	<b>T.B. 5, Sox 4</b>	McGee (R)	<b>Robertson (R)</b>	50-54	4/-12.0	16,496	1,102,480	3:07
105	8/4	H/N	L	<b>T.B. 11, Sox 3</b>	Archer	<b>Sale</b>	50-55	4/-13.0	18,499	1,120,979	2:53
106	8/5	H/D	W	<b>Sox 6, T.B. 5 (10)</b>	<b>Robertson (R)</b>	Boxberger (R)	51-55	4/-11.5	20,028	1,141,007	3:22
107	8/7	R/N	L	<b>K.C. 3, Sox 2</b>	Volquez	<b>Danks</b>	51-56	4/-12.5	36,211		3:00
108	8/8	R/N	L	<b>K.C. 7, Sox 6</b>	Guthrie	<b>Samardzija</b>	51-57	4/-13.5	39,302		2:45
109	8/9	R/D	L	<b>K.C. 5, Sox 4</b>	Herrera (R)	<b>Petricka (R)</b>	51-58	4/-14.5	35,785		3:01
110	8/10	H/N	W	<b>Sox 8, LAA 2</b>	<b>Sale</b>	Shoemaker	52-58	4/-14.5	20,036	1,161,043	2:45
111	8/11	H/N	W	<b>Sox 3, LAA 0</b>	<b>Rodon</b>	Santiago	53-58	T3/-14.5	17,137	1,178,180	2:38
112	8/12	H/N	W	<b>Sox 3, LAA 2 (13)</b>	<b>Albers (R)</b>	Ramos (R)	54-58	T3/-13.5	17,171	1,195,351	4:44
113	8/14	H/D	L	<b>Cubs 6, Sox 5</b>	Richard (R)	<b>Samardzija</b>	54-59	T3/-14.0	36,386	1,214,566	3:20
114	8/15	H/N	L	<b>Cubs 6, Sox 3</b>	Arrieta	<b>Quintana</b>	54-60	4/-15.0	<b>*39,579</b>	1,254,145	3:35
115	8/16	H/D	W	<b>Sox 3, Cubs 1</b>	<b>Sale</b>	Haren	55-60	T3/-15.0	<b>*39,475</b>	1,293,620	2:46
116	8/17	R/N	L	<b>LAA 2, Sox 1</b>	Salas (R)	<b>Rodon (C)</b>	55-61	4/-15.5	36,431		2:32
117	8/18	R/N	L	<b>LAA 5, Sox 3</b>	Richards	<b>Danks</b>	55-62	4/-16.5	37,114		2:29
118	8/19	R/N	L	<b>LAA 1, Sox 0</b>	Weaver	<b>Samardzija</b>	55-63	4/-17.5	35,036		2:56
119	8/20	R/N	W	<b>Sox 8, LAA 2</b>	<b>Quintana</b>	Tropeano	56-63	4/-16.5	37,142		3:21
120	8/21	R/N	W	<b>Sox 11, Sea. 4</b>	<b>Sale</b>	Hernandez	57-63	4/-15.5	35,770		3:06
121	8/22	R/N	W	<b>Sox 6, Sea. 3 (10)</b>	<b>Jones (R)</b>	Farquhar (R)	58-63	4/-15.5	32,085		3:23
122	8/23	R/D	L	<b>Sea. 8, Sox 6</b>	Walker	<b>Danks</b>	58-64	4/-16.5	30,537		2:48
123	8/24	H/N	L	<b>Bos. 5, Sox 4</b>	Kelly	<b>Samardzija</b>	58-65	4/-17.5	18,051	1,311,671	3:10
124	8/25	H/N	W	<b>Sox 5, Bos. 4</b>	<b>Petricka (R)</b>	Miley	59-65	3/-17.5	14,393	1,326,064	3:00
125	8/26	H/N	L	<b>Bos. 3, Sox 0</b>	Porcello	<b>Jones (R)</b>	59-66	5/-17.5	17,812	1,343,876	2:31
126	8/27	H/N	W	<b>Sox 4, Sea. 2</b>	<b>Rodon</b>	Elias	60-66	T3/-17.5	15,076	1,358,952	2:39
127	8/28	H/N	L	<b>Sea. 2, Sox 0</b>	Walker	<b>Danks</b>	60-67	4/-18.5	27,870	1,386,822	2:52
128	8/29	H/N	L	<b>Sea. 7, Sox 6</b>	Iwakuma	<b>Samardzija</b>	60-68	4/-19.5	26,011	1,412,833	4:16
129	8/30	H/D	W	<b>Sox 6, Sea. 5 (11)</b>	<b>Robertson (R)</b>	Rollins (R)	61-68	4/-18.5	28,031	1,440,864	4:01
<b>AUGUST TOTALS: 12-16</b>											
130	9/1	R/N	L	<b>Min. 8, Sox 6</b>	Jepsen (R)	<b>Duke (R)</b>	61-69	4/-18.5	25,803		3:06
131	9/2	R/N	L	<b>Min. 3, Sox 0</b>	Milone	<b>Rodon</b>	61-70	4/-19.5	22,162		2:34
132	9/3	R/D	W	<b>Sox 6, Min. 4</b>	<b>Samardzija</b>	Fien (R)	62-70	4/-19.5	25,339		3:26
133	9/4	R/N	W	<b>Sox 12, K.C. 1</b>	<b>Danks (C)</b>	Medlen	63-70	4/-18.5	36,953		2:40
134	9/5	R/N	W	<b>Sox 6, K.C. 1</b>	<b>Quintana</b>	Duffy	64-70	4/-17.5	37,827		2:52
135	9/6	R/D	W	<b>Sox 7, K.C. 5</b>	<b>Johnson</b>	Cueto	65-70	4/-16.5	38,902		3:01
136	9/7	H/D	L	<b>Cle. 3, Sox 2</b>	Bauer	<b>Sale</b>	65-71	4/-16.5	14,757	1,455,621	2:34
137	9/8	H/N	W	<b>Sox 7, Cle. 4</b>	<b>Rodon</b>	Carrasco	66-71	4/-16.5	11,990	1,467,611	2:54
138	9/9	H/N	L	<b>Cle. 6, Sox 4</b>	Tomlin	<b>Samardzija</b>	66-72	4/-16.5	11,667	1,467,288	2:58
139	9/11	H/N	L	<b>Min. 6, Sox 2</b>	Santana	<b>Jones (R)</b>	66-73	4/-16.5	15,641	1,482,929	2:58
140	9/12	H/N	W	<b>Sox 8, Min. 2</b>	<b>Quintana</b>	Milone	67-73	4/-16.5	26,065	1,508,994	3:29
141	9/13	H/D	L	<b>Min. 7, Sox 0</b>	Gibson	<b>Sale</b>	67-74	4/-16.5	23,159	1,532,153	2:57
142	9/14	H/N	W	<b>Sox 8, Oak. 7 (14)</b>	<b>Jennings (R)</b>	Leon (R)	68-74	4/-15.5	12,221	1,544,374	5:09
143	9/15	H/N	L	<b>Oak. 17, Sox 6</b>	Brooks	<b>Samardzija</b>	68-75	4/-16.5	12,446	1,556,820	3:31
144	9/16	H/N	W	<b>Sox 9, Oak. 4</b>	<b>Johnson</b>	Martin	69-75	4/-15.5	13,005	1,569,825	2:56
145	9/17	H/D	L	<b>Oak. 4, Sox 2</b>	Doolittle (R)	<b>Robertson (R)</b>	69-76	4/-16.5	12,406	1,582,231	2:46
146	9/18	R/N	L	<b>Cle. 12, Sox 1</b>	Anderson	<b>Sale</b>	69-77	4/-16.5	16,149		2:46
147	9/19	R/N	W	<b>Sox 4, Cle. 3</b>	<b>Rodon</b>	Carrasco	70-77	4/-15.5	16,390		3:19
148	9/20	R/D	L	<b>Cle. 6, Sox 3</b>	Tomlin	<b>Danks</b>	70-78	4/-16.5	13,282		3:15
149	9/21	R/D	W	<b>Sox 2, Det. 0</b>	<b>Samardzija (C)</b>	Ryan	71-78	4/-16.0	34,175		2:12
150		R/N	W	<b>Sox 3, Det. 2</b>	<b>Johnson</b>	Wolf	72-78	4/-15.5	28,499		2:55
151	9/22	R/N	L	<b>Det. 2, Sox 1 (10)</b>	Hardy (R)	<b>Duke (R)</b>	72-79	4/-15.5	27,829		2:55
152	9/23	R/D	L	<b>Det. 7, Sox 4</b>	Verlander	<b>Montas</b>	72-80	4/-16.5	31,889		2:58
153	9/24	R/N	L	<b>NY 3, Sox 2</b>	Pineda	<b>Sale</b>	72-81	4/-17.5	35,132		2:46
154	9/25	R/N	W	<b>Sox 5, NYY 2</b>	<b>Rodon</b>	Sabathia	73-81	4/-16.5	37,316		3:10
155	9/26	R/D	L	<b>NY 2, Sox 1</b>	Warren	<b>Danks</b>	73-82	4/-16.5	39,134		2:44
156	9/27	R/D	L	<b>NY 6, Sox 1</b>	Severino	<b>Johnson</b>	73-83	4/-17.5	38,690		3:20
157	9/29	H/N	W	<b>Sox 4, K.C. 2</b>	<b>Samardzija</b>	Cueto	74-83	4/-16.0	13,024	1,595,255	2:48
158	9/30	H/N	L	<b>K.C. 5, Sox 3 (10)</b>	Morales (R)	<b>Robertson (R)</b>	74-84	4/-17.0	12,818	1,608,073	3:13
159	10/1	H/N	L	<b>K.C. 6, Sox 4</b>	Medlen	<b>Danks</b>	74-85	4/-18.0	12,825	1,620,898	3:21
160	10/2	H/N	W	<b>Sox 2, Det. 1</b>	<b>Sale</b>	Simon (C)	75-85	4/-18.0	18,030	1,638,928	2:13
161	10/3	H/N	W	<b>Sox 4, Det. 3</b>	<b>Jones (R)</b>	Feliz (R)	76-85	4/-18.0	17,772	1,656,700	3:15
162	10/4	H/D	L	<b>Det. 6, Sox 0</b>	Norris	<b>Montas</b>	76-86	4/-19.0	19,800	1,676,500	2:45

SEPTEMBER/OCTOBER TOTALS: 15-18

FRONT OFFICE  
FIELD STAFF  
PLAYERS  
OPPONENTS  
2015 REVIEW  
HISTORY  
RECORDS  
MINOR LEAGUES  
MEDIAMISC.

# 2015 SINGLE-GAME HIGHS

## WHITE SOX

Runs, Game	12, 2x, last 9/4 at Kansas City
Runs, Inning	7, 2x, last 9/12 vs. Minnesota (4th)
Hits, Game	17, 3x, last 9/4 at Kansas City
Hits, Inning	7, 4/18 at Detroit (4th)
Consecutive Hits, Inning	6, 5/6 vs. Detroit (8th)
Doubles	7, 2x, 7/28 at Boston
Triples	2, 7/27 at Boston
Home Runs	4, 7/23 at Cleveland
Extra-Base Hits	10, 7/28 at Boston
Stolen Bases	3, 7/24 at Cleveland
Left On Base	18, 9/14 vs. Oakland
Errors	4, 2x, last 7/5 vs. Baltimore
Strikeouts	19, 9/14 vs. Oakland
Walks	10, 9/14 vs. Oakland
Double Plays (Hit Into)	4, 2x, last 5/3 at Minnesota

## OPPONENTS

Runs, Game	17, 9/15 vs. Oakland
Runs, Inning	10, 9/15 vs. Oakland (4th)
Hits, Game	19, 3x, last 9/15 vs. Oakland
Hits, Inning	8, 9/15 vs. Oakland (4th)
Doubles	8, 5/26 at Toronto
Triples	2, 6/13 vs. Tampa Bay
Home Runs	4, 2x, last 8/4 vs. Tampa Bay
Extra-Base Hits	9, 2x, last 7/31 vs. New York-AL
Stolen Bases	3, 4x, last 8/12 vs. Los Angeles-AL
Left On Base	15, 7/18 vs. Kansas City
Errors	4, 2x, last 6/4 at Texas
Strikeouts	19, 8/30 vs. Seattle
Walks	9, 2x, last 7/31 vs. New York-AL
Double Plays (Hit Into)	5, 7/10 at Cubs

## INDIVIDUAL HITTING

Longest Hitting Streak	17, Abreu, 5/3-5/22
Runs	3, 5x, last Eaton, 9/6 at Kansas City
Hits	5, Cabrera, 6/21 vs. Texas
Doubles	2, 12x, last Ramirez, 9/20 at Cleveland
Triples	1, 26x, last Saladino, 9/22 vs. Detroit
Home Runs	2, 2x, last A. Garcia, 8/10 vs. Los Angeles-AL
Consecutive Games w/HR	3, 2x, last Flowers, 6/26-7/1
Runs Batted In	4, 8x, last Abreu, 9/14 vs. Oakland
Stolen Bases	2, 4x, last Shuck, 9/12 vs. Minnesota
Strikeouts	4, 7x, last A. Garcia and Olt, 9/14 vs. Oakland
Walks	3, 6x, last M. Johnson, 9/14 vs. Oakland

## INDIVIDUAL PITCHING

Innings Pitched, Starter	9.0, 8x, last Quintana, 9/30 vs. Kansas City
Innings Pitched, Reliever	4.2, Carroll, 5/9-1 vs. Cincinnati
Strikeouts, Starter	15, Sale, 8/16 vs. Cubs
Strikeouts, Reliever	6, Carroll, 8/2 vs. New York-AL
Walks	6, 3x, last Rodon, 7/10 at Cubs
Fewest Hits Allowed, Complete Game	1, Samardzija, 9/21-1 at Detroit
Consecutive Scoreless IP, Starter	22.2, Sale, 5/23-6/8
Consecutive Scoreless IP, Reliever	22.1, Albers, 8/5-current
Consecutive Scoreless Relief Appearances	20, Albers, 8/5-current
Consecutive Saves Converted	7, Robertson, 6/20-7/17-2
Consecutive Hitters Retired	26, Robertson, 8/16-9/8
Consecutive Hitters Retired, Starter	17, 2x, last Sale, 6/19 vs. Texas
Longest Winning Streak, Starter	3, 6x, Quintana 8/20-current

# 2015 SINGLE-GAME HIGHS

## TEAM MISCELLANEOUS

Most Games Over .500 .....	1, 5/18
Most Games Under .500 .....	11, 10/1
Largest Division Lead .....	N/A
Largest Division Deficit .....	19.5 games, 3x, last 9/3
Longest Winning Streak .....	7 games, 7/23-7/29
Longest Losing Streak .....	8 games, 6/12-6/19
Longest Home Winning Streak .....	4 games, 3x, last 8/5-12
Longest Home Losing Streak .....	5 games, 7/18-7/31
Longest Road Winning Streak .....	7 games, 7/23-7/29
Longest Road Losing Streak .....	7 games, 3x, last 7/30-8/19
Longest Game, Innings .....	14, 9/14 vs. Oakland
Longest Game, Time .....	5:09, 9/14 vs. Oakland
Longest 9-Inning Game .....	4:16, 8/29 vs. Seattle
Shortest Game, Time .....	1:54, 7/6 vs. Toronto
Shortest 9-Inning Game .....	1:54, 7/6 vs. Toronto
Largest Margin of Victory .....	11, 9/4 at Kansas City
Largest Margin of Defeat .....	13, 6/2 at Texas
Largest Deficit Overcome .....	6, 5/11 at Milwaukee
Largest Lead Surrendered .....	5, 2x, last 9/14 vs. Oakland
Fewest Hits, Game .....	2, 3x, last 9/22 at Detroit
Fewest Hits Allowed, Game .....	1, 9/21-1 at Detroit

## ATTENDANCE

Largest Home Crowd .....	39,579, 8/15 vs. Cubs
Smallest Home Crowd .....	11,667, 9/9 vs. Cleveland
Largest Home Attendance, Three-Game Series .....	115,440, 8/14-16 vs. Cubs
Largest Home Attendance, Four-Game Series .....	117,242, 7/17-19 vs. Kansas City

## SERIES RECORD

One-Game .....	0-1
Two-Game .....	1-4-2
Three-Game .....	16-18
Four-Game .....	4-5-3
First Game .....	25-27
Second Game .....	28-23
Third Game .....	19-28
Fourth Game .....	4-8

## DAYS IN

First Place .....	N/A
Second Place .....	N/A
Third Place .....	32
Fourth Place .....	97
Fifth Place .....	53

## RECORD BY MONTH

April .....	8-11
May .....	15-15
June .....	10-16
July .....	16-10
August .....	12-16
Oct./Sept. ....	15-18

## RECORD BY DAY

Monday .....	9-9
Tuesday .....	11-12
Wednesday .....	12-13
Thursday .....	7-12
Friday .....	13-13
Saturday .....	14-11
Sunday .....	10-16

## GAME-ENDING HOME RUNS (CAREER)

Gordon Beckham (1) .....	6/21 vs. Texas (11th)
Adam Eaton (2) .....	7/8 vs. Toronto (11th)

## GAME-ENDING PLAYS (NON-HR)

Melky Cabrera (single) .....	4/20 vs. Cle. (9th)
Avisail Garcia (single) .....	4/24 vs. K.C. (9th)
Gordon Beckham (single) .....	5/10 vs. Cin. (9th)
Carlos Sanchez (single) .....	5/18 vs. Cle. (10th)
Avisail Garcia (hit-by-pitch) .....	6/5 vs. Det. (11th)
Avisail Garcia (walk) .....	8/5 vs. T.B. (10th)
Avisail Garcia (double) .....	8/12 vs. LAA (13th)
Tyler Saladino (single) .....	8/30 vs. Sea. (11th)
Melky Cabrera (single) .....	9/14 vs. Oak. (14th)
Leury Garcia (single) .....	10/3 vs. Det. (9th)

## GRAND SLAMS (CAREER)

Jose Abreu (2) .....	4/18 at Detroit
----------------------	-----------------

## MULTIHOME GAMES (CAREER)

Melky Cabrera (4) .....	7/23 at Cleveland
Jose Abreu (5) .....	8/8 at Kansas City
Avisail Garcia (3) .....	8/10 vs. Los Angeles-AL

## BACK-TO-BACK HOME RUNS

Garcia/LaRoche .....	5/13 at Milwaukee (1st)
Eaton/Abreu .....	9/4 at Kansas City (8th)
Saladino/Abreu .....	9/9 vs. Cleveland (6th)

## PINCH-HIT HOME RUNS (CAREER)

Conor Gillaspie .....	6/13 at Tampa Bay (8th)
Avisail Garcia .....	9/27 at New York-AL (7th)

## LEADOFF HOME RUNS (CAREER)

Adam Eaton (1) .....	5/28-1 at Baltimore
Adam Eaton (2) .....	6/25 at Detroit
Adam Eaton (3) .....	6/26 at Detroit
Adam Eaton (4) .....	7/29 at Boston

# 2015-16 TRANSACTIONS

## MARCH

- 1 Agreed to terms on 2015 contracts with RHPs **Maikel Cleto**, **Raul Fernandez**, **Erik Johnson**, **Frankie Montas**, **Jake Petricka**, **Zach Putnam**, **Daniel Webb** and **Michael Ynoa**; LHPs **Onelki Garcia**, **Dan Jennings** and **Eric Surkamp**; Cs **Rob Brantly**, **Adrian Nieto** and **Kevan Smith**; INFs **Matt Davidson**, **Leury Garcia**, **Conor Gillaspie**, **Tyler Saladino**, **Carlos Sanchez** and **Andy Wilkins**; and OFs **Adam Eaton**, **Avisail Garcia**, **J.B. Shuck** and **Trayce Thompson**.
- 10 Added OF **Engel Beltre** to major-league camp as a non-roster invitee.
- 18 Optioned INFs **Matt Davidson** and **Tyler Saladino**, Cs **Adrian Nieto** and **Kevan Smith** and OF **Trayce Thompson** to Class AAA Charlotte ... optioned RHPs **Raul Fernandez** and **Michael Ynoa** to Class AA Birmingham ... reassigned RHPs **Tyler Danish** and **J.D. Martin**, INFs **Tim Anderson**, **Dan Black** and **Andy LaRoche** and OF **Jared Mitchell** to minor-league camp.
- 21 Agreed to terms on a five-year, \$23.5-million contract with OF **Adam Eaton**, including club options for 2020 and 2021.
- 24 Optioned INF **Leury Garcia**, LHP **Onelki Garcia** and INF **Andy Wilkins** to Class AAA Charlotte ... optioned RHP **Frankie Montas** to Class AA Birmingham ... reassigned RHPs **Logan Kensing** and **Nolan Sanburn** and LHP **Joe Savery** to minor-league camp.
- 25 Optioned C **Rob Brantly** to Class AAA Charlotte ... reassigned INF **Juan Diaz** and OF **Courtney Hawkins** to minor-league camp.
- 27 Claimed RHP **Kyle Drabek** off waivers from Toronto ... transferred RHP **Nate Jones** to the 60-day disabled list.
- 28 Optioned RHP **Daniel Webb** to Class AAA Charlotte ... reassigned LHP **Zach Phillips** to minor-league camp.
- 29 INF **Andy Wilkins** was claimed off waivers by Toronto.
- 30 Reassigned RHP **Chris Beck** to minor-league camp.

## APRIL

- 1 Reassigned RHP **Jesse Crain** and LHP **Carlos Rodon** to minor-league camp.
- 2 Reassigned RHP **Scott Carroll** and **Brad Penny** to minor-league camp.
- 3 Optioned RHP **Erik Johnson** to Class AAA Charlotte ... outrighted RHP **Maikel Cleto** and LHP **Onelki Garcia** to Charlotte ... reassigned RHPs **Jairo Asencio** and **Arcenio Leon**, C **George Kottaras** and OF **Engel Beltre** to minor-league camp.
- 5 Placed RHP **Jake Petricka** (right forearm strain; retro to 3/27) and LHPs **Chris Sale** (avulsion fracture of right foot; retro to 3/27) and **Eric Surkamp** (upper back strain; retro to 3/27) on the 15-day disabled list ... purchased the contracts of RHP **Matt Albers**, INF **Micah Johnson** and C **Geovany Soto**.

### OPENING DAY ROSTER (April 6 at Kansas City)

<b>Pitchers (11)</b>	Matt Albers, John Danks, Kyle Drabek, Zach Duke, Javy Guerra, Dan Jennings, Hector Noesi, Zach Putnam, Jose Quintana, David Robertson, Jeff Samardzija
<b>Catchers (2)</b>	Tyler Flowers, Geovany Soto
<b>Infielders (8)</b>	Jose Abreu, Gordon Beckham, Emilio Bonifacio, Conor Gillaspie, Micah Johnson, Adam LaRoche, Alexei Ramirez, Carlos Sanchez
<b>Outfielders (4)</b>	Melky Cabrera, Adam Eaton, Avisail Garcia, J.B. Shuck

### 15-day disabled list — Jake Petricka, Chris Sale, Eric Surkamp

- 11 Reinstated LHP **Eric Surkamp** from the 15-day disabled list and optioned him to Class AAA Charlotte ... optioned INF **Carlos Sanchez** to Charlotte.
- 12 Reinstated LHP **Chris Sale** from the 15-day disabled list.
- 16 Sent RHP **Jake Petricka** (right forearm strain) to Class AAA Charlotte on an injury rehab assignment.

- 20 Purchased the contract of LHP **Carlos Rodon** from Class AAA Charlotte ... returned RHP **Jake Petricka** (right forearm strain) from his injury rehab assignment at Charlotte and reinstated him from the 15-day disabled list ... placed RHP **Javy Guerra** on the 15-day disabled list (retro to 4/13) with right shoulder inflammation ... designated RHP **Kyle Drabek** for assignment.
- 22 Outrighted RHP **Kyle Drabek** to Class AAA Charlotte.
- 26 Purchased the contract of RHP **Scott Carroll** from Class AAA Charlotte ... placed RHP **Matt Albers** on the 15-day disabled list (retro to 4/20) with a broken pinky finger on his right hand ... designated LHP **Eric Surkamp** for assignment ... recalled RHP **Daniel Webb** from Charlotte to serve as the 26th player ... optioned RHP **Daniel Webb** to Charlotte.

## MAY

- 6 Returned RHP **Javy Guerra** from his injury rehab assignment at Class AAA Charlotte, reinstated him from the 15-day disabled list and designated him for assignment.
- 9 Purchased the contract of RHP **Chris Beck** from Class AAA Charlotte to serve as the 26th player ... returned RHP **Chris Beck** to Charlotte.
- 10 Outrighted RHP **Javy Guerra** to Class AAA Charlotte.
- 14 Optioned INF **Micah Johnson** to Class AAA Charlotte.
- 15 Recalled INF **Carlos Sanchez** from Class AAA Charlotte.
- 17 Outrighted RHP **Raul Hernandez** to Class AAA Charlotte.
- 28 Recalled RHP **Daniel Webb** from Class AAA Charlotte to serve as the 26th player ... optioned RHP **Scott Carroll** to Charlotte ... recalled RHP **Chris Beck** from Charlotte ... sent C **Rob Brantly** (avulsion fracture in left thumb) to Class AA Birmingham on an injury rehab assignment.

## JUNE

- 1 Returned C **Rob Brantly** (avulsion fracture in left thumb) from his injury rehab assignment at Class AA Birmingham, reinstated him from the 15-day disabled list and optioned him to Birmingham.
- 7 Placed LHP **Dan Jennings** on the 15-day disabled list (retro to 6/5) with inflammation on the left side of his neck ... purchased the contract of RHP **Junior Guerra** from Class AAA Charlotte.
- 18 Recalled RHP **Scott Carroll** from Class AAA Charlotte ... designated RHP **Hector Noesi** for assignment.
- 22 Sent LHP **Dan Jennings** (inflammation on the left side of his neck) to Class AAA Charlotte on an injury rehab assignment.
- 26 Sent RHP **Matt Albers** (broken little finger on his right hand) to Class AAA Charlotte on an injury rehab assignment.

## JULY

- 1 Returned LHP **Dan Jennings** from his injury rehab assignment at Class AAA Charlotte and reinstated him from the 15-day disabled list ... optioned RHP **Junior Guerra** to Charlotte.
- 9 Optioned RHP **Scott Carroll** to Class AAA Charlotte.
- 10 Recalled INF **Tyler Saladino** from Class AAA Charlotte ... sent RHP **Nate Jones** (recovery from Tommy John surgery) to Class A Winston-Salem on an injury rehab assignment.
- 15 Transferred RHP **Matt Albers** (broken pinky finger on his right hand) from Class AAA Charlotte to Class AA Birmingham on his injury rehab assignment.
- 17 Recalled RHP **Frankie Montas** from Class AA Birmingham to serve as the 26th player ... returned RHP **Frankie Montas** to Birmingham.
- 19 Returned RHP **Matt Albers** (broken little finger on his right hand) from his injury rehab assignment at Class AA Birmingham and reinstated him from the disabled list ... designated INF **Conor Gillaspie** for assignment.
- 20 Transferred RHP **Nate Jones** (recovery from Tommy John surgery) from Class A Winston-Salem to Class AAA Charlotte on his injury rehab assignment.
- 23 Placed INF **Emilio Bonifacio** on the Bereavement List ... recalled INF **Leury Garcia** from Class AAA Charlotte.



# 2015-16 TRANSACTIONS

FRONT OFFICE

FIELD STAFF

PLAYERS

OPPONENTS

2015 REVIEW

HISTORY

RECORDS

MINOR LEAGUES

MEDIA/MISC.

- 26 Reinstated INF **Emilio Bonifacio** from the Bereavement List ... optioned INF **Leury Garcia** from Class AAA Charlotte.
- 29 Placed INF **Emilio Bonifacio** on the 15-day disabled list with a left oblique strain ... recalled INF **Leury Garcia** from Class AAA Charlotte.

## AUGUST

- 1 Placed OF **J.B. Shuck** on the 15-day disabled list with a strained left hamstring ... recalled RHP **Scott Carroll** from Class AAA Charlotte.
- 2 Optioned RHP **Scott Carroll** to Class AAA Charlotte.
- 3 Recalled OF **Trayce Thompson** from Class AAA Charlotte.
- 5 Placed RHP **Daniel Webb** on the 15-day disabled list with a mid right back strain ... returned RHP **Nate Jones** (recovery from Tommy John surgery) from his injury rehab assignment at Class AAA Charlotte and reinstated him from the 60-day disabled list.
- 11 Sent INF **Emilio Bonifacio** (left oblique strain) to Class AAA Charlotte on an injury rehab assignment.
- 13 Sent OF **J.B. Shuck** (strained left hamstring) to Class AAA Charlotte on an injury rehab assignment.
- 14 Optioned INF **Leury Garcia** to Class AAA Charlotte ... returned INF **Emilio Bonifacio** (left oblique strain) from his injury rehab assignment at Class AAA Charlotte and reinstated him from the 15-day disabled list.
- 16 Designated INF **Emilio Bonifacio** for assignment ... returned OF **J.B. Shuck** (strained left hamstring) from his injury rehab assignment at Class AAA Charlotte and reinstated him from the 15-day disabled list.
- 18 Requested waivers on INF **Emilio Bonifacio** for the purpose of granting his unconditional release.
- 21 Sent RHP **Daniel Webb** (mid right back strain) to Class AAA Charlotte on an injury rehab assignment.
- 29 Returned RHP **Daniel Webb** from his injury rehab assignment at Class AAA Charlotte and reinstated him from the 15-day disabled list ... placed RHP **Zach Putnam** on the 15-day disabled list (retro to 8/27) with a strained right groin.

## SEPTEMBER

- 1 Recalled RHP **Erik Johnson**, C **Rob Brantly** and INF **Leury Garcia** from Class AAA Charlotte and RHP **Frankie Montas** from Class AA Birmingham.
- 5 Claimed INF **Mike Olt** off waivers from Chicago-NL.
- 6 Added INF **Mike Olt** to the active roster.
- 8 Recalled INF **Micah Johnson** from Class AAA Charlotte.
- 11 Reinstated RHP **Zach Putnam** (strained right groin) from the 15-day disabled list.
- 16 Recalled RHP **Scott Carroll** from Class AAA Charlotte.

## OCTOBER

- 1 Outrighted C **Adrian Nieto** to Class AA Birmingham.
- 2 Relieved bench coach **Mark Parent** of his duties.
- 29 Claimed RHP **Jacob Turner** off waivers from Chicago-NL.

## NOVEMBER

- 4 Declined the 2016 option on the contract of SS **Alexei Ramirez**, who declared free agency ... purchased the contract of LHP **Zach Phillips** from Class AAA Charlotte.
- 6 Made a one-year, \$15.8-million qualifying offer to RHP **Jeff Samardzija**.
- 18 Named **Rick Renteria** as bench coach and **Greg Sparks** as assistant hitting coach.
- 20 Purchased the contracts of RHPs **Brandon Brennan** and **J.B. Wendelken** from Class AAA Charlotte.
- 24 Acquired RHP **Tommy Kahnle** from Colorado in exchange for RHP **Yency Almonte**.
- 25 Agreed to terms on a one-year, \$2.5-million contract with C **Alex Avila**.

## DECEMBER

- 2 Declined to tender 2016 contracts to C **Tyler Flowers** and RHP **Jacob Turner**.
- 4 Agreed to terms on a one-year, \$4-million contract with C **Dioner Navarro** and a one-year, \$1.5-million contract with RHP **Jacob Turner**.
- 9 Acquired INF **Brett Lawrie** from Oakland in exchange for LHP **Zachary Erwin** and RHP **J.B. Wendelken**.
- 16 Acquired 3B **Todd Frazier** from Cincinnati as part of three-team, seven-player trade ... Los Angeles-NL acquired 2B **Micah Johnson**, RHP **Frankie Montas** and OF **Trayce Thompson** from the White Sox ... Cincinnati acquired INFs **Brandon Dixon** and **Jose Peraza** and OF **Scott Schebler** from Los Angeles-NL.
- 18 Agreed to terms on a three-year, \$8-million contract with RHP **Nate Jones** which includes two club options and a mutual option.
- 23 Claimed OF **Jerry Sands** off waivers from Cleveland.

## JANUARY

- 7 Claimed OF **Daniel Fields** off waivers from Los Angeles-NL.
- 14 Agreed to terms on one-year contracts with LHP **Dan Jennings** (\$810,000) and INF **Brett Lawrie** (\$4.125 million), avoiding arbitration.
- 15 Agreed to terms on one-year contracts with OF **Avisail Garcia** (\$2.1 million) and RHP **Zach Putnam** (\$975,000) avoiding arbitration.
- 21 Agreed to terms on a one-year, \$2.25-million contract with RHP **Matt Albers** with a club option for 2017.
- 26 Agreed to terms on minor-league contracts with spring training invitations with RHPs **Phillippe Aumont**, **Colin Kleven**, **Matt Lollis** and **Josh Wall**; LHPs **Will Lamb**, **Matt Purke** and **Nik Turley**; C **Hector Sanchez**; and INFs **Steve Lombardozzi** and **Andy Parrino** ... invited RHPs **Tyler Danish**, **Carson Fulmer** and **Peter Tago**, LHP **Jordan Guerrero**, C **Omar Narvaez**, INF **Tim Anderson** and OFs **Jason Coats**, **Adam Engel**, **Courtney Hawkins** and **Jacob May**.

## FEBRUARY

- 9 Agreed to terms on a one-year, \$3-million contract with RHP **Mat Latos** ... agreed to terms on a minor-league contract and spring training invitation with 1B **Travis Ishikawa**.

# WHITE SOX STATISTICS

## WIN-LOSS BREAKDOWN

Record.....	76-86
Final Streak.....	Lost 1
Final Homestand.....	3-3
Final Trip.....	4-7
Final 10 Games.....	4-6
Series Record.....	18-27-6
Series First Game.....	25-27
First/Second Half.....	41-45/36-41
Home/Road.....	40-41/36-45
Day/Night.....	25-37/51-49
Grass/Turf.....	75-81/1-5
Opp. Above/At-Below .500.....	44-55/32-31
vs. RHS/LHS.....	58-68/18-18
vs. AL East.....	14-19
vs. AL Central.....	32-44
vs. AL West.....	21-12
Interleague.....	9-11
Comeback Wins.....	32
Losses After Leading.....	30
W-L Last At-Bat.....	22-17
Extra Innings.....	13-5
One-Run Games.....	29-30
Two-Run Games.....	16-16
Ahead After 6/7/8.....	51-6/59-5/63-3
Behind After 6/7/8.....	10-67/6-71/4-77
Tied After 6/7/8.....	15-13/11-10/9-6
Sox/opp. Quality Start.....	51-38/29-58
Sox/opp. Score First.....	55-21/21-65
Sox/opp. Score 4+.....	56-24/16-62
Sox/opp. Score 3 or Less.....	20-62/60-24
Sox/opp. 10+ Hits.....	41-15/13-51
April/May/June.....	8-11/15-15/10-16
July/August/Sept.-Oct.....	16-10/12-16/15-18
Average Time of Game.....	3:00

## STATISTICAL BREAKDOWN

Runs By Inning			Stats By Position		
Inn.	Sox	Opp.	Pos.	HR	RBI
1st	71	110	C	19	66
2nd	49	46	1B	30	96
3rd	73	96	2B	6	41
4th	81	85	3B	13	50
5th	60	73	SS	10	62
6th	77	87	LF	12	74
7th	81	69	CF	14	57
8th	60	74	RF	16	73
9th	50	53	DH	14	63
Extra	20	8	PH	2	12
Tot.	622	701	P	0	1
			Tot.	136	595

Margin Of Victory				Stats By Order		
No.	Total	Home	Road	No.	HR	RBI
1R	29-30	21-16	8-14	1st	14	59
2R	16-16	6-9	10-7	2nd	12	62
3R	8-14	4-6	4-8	3rd	30	108
4R	4-2	1-2	3-0	4th	17	77
5R	3-2	1-0	2-2	5th	11	63
6R	9-7	5-4	4-3	6th	15	67
7R	5-3	0-3	5-0	7th	18	62
8R	0-3	0-2	0-1	8th	11	51
9R	1-2	0-1	1-1	9th	8	46
10+	1-7	0-1	1-6	Tot.	136	595
Tot.	76-86	40-41	36-45			

## WHITE SOX VS. AL CENTRAL

	Home		Road		Total	
	W	L	W	L	W	L
Cleveland	4	6	6	3	10	9
Detroit	5	4	4	6	9	10
Kansas City	4	6	3	6	7	12
Minnesota	4	5	2	8	6	13
<b>Totals</b>	<b>17</b>	<b>21</b>	<b>15</b>	<b>23</b>	<b>32</b>	<b>44</b>

## WHITE SOX VS. AL EAST

	Home		Road		Total	
	W	L	W	L	W	L
Baltimore	2	1	1	2	3	3
Boston	1	2	3	1	4	3
New York	1	2	1	3	2	5
Tampa Bay	1	2	0	3	1	5
Toronto	3	1	1	2	4	3
<b>Totals</b>	<b>8</b>	<b>8</b>	<b>6</b>	<b>11</b>	<b>14</b>	<b>19</b>

## WHITE SOX VS. AL WEST

	Home		Road		Total	
	W	L	W	L	W	L
Houston	3	0	2	1	5	1
Los Angeles	3	0	1	3	4	3
Oakland	2	2	3	0	5	2
Seattle	2	2	2	1	4	3
Texas	2	1	1	2	3	3
<b>Totals</b>	<b>12</b>	<b>5</b>	<b>9</b>	<b>7</b>	<b>21</b>	<b>12</b>

## WHITE SOX VS. NL

	Home		Road		Total	
	W	L	W	L	W	L
Chicago	1	2	2	1	3	3
Cincinnati	2	1	0	0	2	1
Milwaukee	0	0	2	1	2	1
Pittsburgh	0	2	0	2	0	4
St. Louis	0	2	2	0	2	2
<b>Totals</b>	<b>3</b>	<b>7</b>	<b>6</b>	<b>4</b>	<b>9</b>	<b>11</b>





# WHITE SOX STATISTICS

## WHITE SOX TEAM BATTING PROFILE

BATTER	AVG	G	AB	R	H	TB	2B	3B	HR	RBI	SH	SF	HP	BB	IBB	SO	SB	CS	DP	GI					PINCH HIT			
																				E	SLG	OBP	AB	H	HR	RBI		
Abreu, J.	.290	154	613	88	178	308	34	3	30	101	0	1	15	39	11	140	0	0	16	11	.502	.347	0	0	0	0		
Beckham, G.	.209	85	211	24	44	70	8	0	6	20	1	4	2	19	1	43	0	1	6	4	.332	.275	15	3	0	1		
Bonifacio, E.	.167	42	78	5	13	15	2	0	0	4	1	0	1	2	0	27	1	4	1	3	.192	.198	18	4	0	0		
Brantly, R.	.121	12	33	3	4	8	1	0	1	6	0	1	0	2	0	8	0	0	1	0	.242	.167	2	0	0	0		
Cabrera, M.	.273	158	629	70	172	248	36	2	12	77	2	10	2	40	2	88	3	0	18	5	.394	.314	0	0	0	0		
Eaton, A.	.287	153	610	98	175	263	28	9	14	56	5	2	14	58	2	131	18	8	5	5	.431	.361	1	0	0	0		
Flowers, T.	.239	105	331	21	79	118	12	0	9	39	2	1	6	21	0	104	0	1	8	5	.356	.295	0	0	0	0		
Garcia, A.	.257	148	553	66	142	202	17	2	13	59	0	4	8	36	3	141	7	7	13	3	.365	.309	2	1	1	1		
Garcia, L.	.214	11	14	0	3	3	0	0	1	0	0	0	1	0	7	1	0	0	1	0	.214	.267	2	0	0	0		
Gillaspie, C.	.237	58	173	10	41	63	11	1	3	15	0	2	1	9	1	34	0	1	2	12	.364	.276	5	1	1	2		
Johnson, M.	.230	35	100	10	23	27	4	0	0	4	2	0	2	9	0	30	3	2	0	3	.270	.306	2	0	0	0		
LaRoche, A.	.207	126	429	41	89	146	21	0	12	44	0	2	4	49	0	133	0	0	10	1	.340	.293	7	1	0	2		
Olt, M., 203	.24	79	6	16	25	0	0	3	4	0	0	0	7	0	29	0	1	2	6	.316	.267	1	0	0	0			
Ramirez, A.	.249	154	583	54	145	208	33	0	10	62	1	6	1	31	2	68	17	7	18	16	.357	.285	2	1	0	0		
Saladino, T.	.225	65	236	33	53	79	6	4	4	20	3	1	2	12	0	51	8	2	9	5	.335	.267	2	0	0	0		
Sanchez, C.	.224	118	389	40	87	127	23	1	5	31	6	1	5	19	0	81	2	2	9	5	.326	.268	5	0	0	0		
Shuck, J.	.266	72	143	15	38	50	8	2	0	15	3	2	1	16	0	16	7	5	2	0	.350	.340	30	8	0	6		
Soto, G.	.219	69	187	20	41	76	8	0	9	21	1	0	1	21	0	63	0	1	2	5	.406	.301	3	0	0	0		
Thompson, T.	.295	39	122	17	36	65	8	3	5	16	0	0	0	13	0	26	1	0	3	1	.533	.363	5	1	0	0		
<b>TOTALS</b>	<b>.250</b>	<b>162</b>	<b>5533</b>	<b>622</b>	<b>1381</b>	<b>2103</b>	<b>260</b>	<b>27</b>	<b>136</b>	<b>595</b>	<b>30</b>	<b>37</b>	<b>65</b>	<b>404</b>	<b>22</b>	<b>1231</b>	<b>68</b>	<b>42</b>	<b>125</b>	<b>91</b>	<b>.380</b>	<b>.306</b>	<b>102</b>	<b>20</b>	<b>2</b>	<b>12</b>		
vs. Left	.240		1356	140	326	475	66	7	23	135	6	13	16	94	8	300	9	8	36	.350	.295	37	7	1	2			
vs. Right	.253		4177	482	1055	1628	194	20	113	460	24	24	49	310	14	931	59	34	89	.390	.310	65	13	1	10			
Home	.247	81	2734	290	674	1037	118	13	73	276	13	18	28	218	12	621	33	22	53	48	.379	.307	44	6	0	3		
Road	.253	81	2799	332	707	1066	142	14	63	319	17	19	37	186	10	610	35	20	72	43	.381	.306	58	14	2	9		
Day	.234	62	2057	206	482	736	90	13	46	198	13	16	24	149	6	451	23	22	51	34	.358	.292	42	11	2	8		
Night	.259	100	3476	416	899	1367	170	14	90	397	17	21	41	255	16	780	45	20	74	57	.393	.315	60	9	0	4		
Grass	.249	156	5317	598	1323	2027	253	26	133	572	30	35	63	398	22	1182	65	41	122	87	.381	.307	98	19	1	10		
Turf	.269	6	216	24	58	76	7	1	3	23	0	2	2	6	0	49	3	1	3	4	.352	.292	4	1	1	2		
Runners on	.255	162	2256	535	576	849	106	10	49	508	30	37	35	194	22	498	68	42	125	.376	.319	48	10	1	11			
None on	.246	162	3277	87	805	1254	154	17	87	87	0	0	30	210	0	733	0	0	0	.383	.297	54	10	1	1			
RISP	.252	161	1265	466	319	470	56	7	27	443	13	37	27	143	22	296	3	4	43	.372	.332	29	6	0	8			
RISP 2OUT	.230	156	586	170	135	190	27	2	8	163	0	0	12	72	10	148	2	0	0	.324	.327	15	2	0	1			
Innings 1-6	.252	162	3686	411	928	1426	174	21	94	390	15	27	47	262	4	788	46	30	88	.387	.308	4	0	0	1			
Innings 7+	.245	162	1847	211	453	677	86	6	42	205	15	10	18	142	18	443	22	12	37	.367	.304	98	20	2	11			
vs. A.L.	.252	142	4870	553	1228	1867	233	26	118	527	22	29	59	356	21	1070	58	39	110	.383	.309	83	18	2	10			
vs. N.L.	.231	20	663	69	153	236	27	1	18	68	8	8	6	48	1	161	10	3	15	.356	.286	19	2	0	2			
BAL	.223	6	188	13	42	63	10	1	3	12	1	1	2	11	0	36	3	2	3	7	.335	.272	4	2	0	1		
BOS	.317	7	259	39	82	133	25	4	6	36	1	0	4	15	2	52	2	1	4	5	.514	.363	2	0	0	0		
CHI	.209	6	191	18	40	66	12	1	4	18	5	1	3	12	0	51	4	1	3	3	.346	.266	4	0	0	1		
CIN	.307	3	101	16	31	51	5	0	5	16	1	3	0	11	0	12	1	2	1	2	.505	.365	1	0	0	0		
CLE	.241	19	644	73	155	246	30	2	19	69	2	3	3	55	2	197	10	5	10	7	.382	.302	11	2	0	0		
DET	.213	19	614	68	131	228	29	10	16	67	2	5	6	52	3	125	6	6	18	7	.371	.279	11	5	0	1		
HOU	.231	6	199	23	46	74	7	0	7	22	0	1	3	17	0	51	3	4	1	6	.372	.300	0	0	0	1		
KC	.257	19	665	76	171	254	28	2	17	73	4	5	6	52	2	135	3	7	17	5	.382	.315	10	1	0	0		
LAA	.253	7	237	26	60	87	12	0	5	25	3	3	6	10	3	50	6	2	8	2	.367	.297	7	1	0	0		
MIL	.299	3	107	15	32	46	5	0	3	15	1	2	0	8	1	19	1	0	5	3	.430	.342	6	2	0	1		
MIN	.256	19	634	57	162	223	31	3	8	55	4	4	11	33	1	116	7	4	15	19	.352	.302	16	5	0	3		
NY Yankees	.265	7	238	26	63	103	11	1	9	24	0	2	18	1	52	5	3	9	3	433	.322	.3	1	1	1	1		
OAK	.285	7	267	43	76	116	11	1	9	42	2	0	5	30	2	63	1	1	8	5	.434	.368	4	0	0	0		
SEA	.273	7	256	39	70	97	15	0	4	37	2	1	2	27	2	49	3	1	5	5	.379	.346	6	0	0	1		
PIT	.112	4	116	4	13	18	2	0	1	4	1	1	1	8	0	32	2	0	3	3	.155	.175	3	0	0	0		
TB	.239	6	205	23	49	76	6	0	7	21	0	1	0	13	2	52	3	1	2	5	.371	.283	5	1	1	2		
TEX	.240	6	217	19	52	74	7	0	5	18	0	3	5	15	1	41	3	1	3	1	.341	.300	2	0	0	0		
TOR	.279	7	247	28	69	93	11	2	3	26	1	2	4	8	0	51	3	1	7	2	.377	.310	2	0	0	0		
STL	.250	4	148	16	37	55	3	0	5	15	0	1	2	9	0	47	2	0	3	1	.372	.300	5	0	0	0		

# WHITE SOX STATISTICS

## WHITE SOX TEAM PITCHING PROFILE

PITCHER	W	L	ERA	G	GS	CG	SHO	GF	SV	IP	H	R	ER	HR	SH	SF	HB	BB	IB	SO	WP	BK	AVG	SLG	OBP
Albers, M.	2	0	1.21	30	0	0	0	5	0	37.1	31	6	5	3	0	3	1	9	2	28	0	0	.228	.324	.275
Beck, C.	0	1	6.00	1	1	0	0	0	0	6.0	10	5	4	0	1	0	0	4	0	3	0	0	.385	.577	.467
Carroll, S.	1	1	3.44	18	0	0	0	8	0	36.2	40	19	14	2	1	2	3	13	2	27	4	0	.280	.427	.348
Danks, J.	7	15	4.71	30	30	2	1	0	0	177.2	195	104	93	24	8	6	3	56	1	124	8	1	.281	.466	.334
Drabek, K.	0	0	5.06	3	0	0	0	3	0	5.1	9	3	3	1	0	0	0	2	0	3	0	0	.375	.542	.423
Duke, Z.	3	6	3.41	71	0	0	0	14	1	60.2	47	26	23	9	2	1	3	32	4	66	0	0	.218	.398	.325
Garcia, L.	0	0	0.00	1	0	0	0	0	0	1.0	1	0	0	0	0	0	1	0	0	1	1	0	.250	.250	.400
Guerra, Ja.	0	0	6.75	3	0	0	0	3	0	4.0	7	3	3	1	0	0	0	1	1	3	1	0	.412	.588	.444
Guerra, Ju.	0	0	6.75	3	0	0	0	3	0	4.0	7	3	3	1	0	0	0	1	1	3	1	0	.412	.588	.444
Jennings, D.	2	3	3.99	53	0	0	0	17	0	56.1	55	28	25	3	4	1	0	24	6	46	4	0	.256	.335	.329
Johnson, E.	3	1	3.34	6	6	0	0	0	0	35.0	32	14	13	8	1	3	1	17	0	30	3	0	.248	.481	.333
Jones, N.	2	2	3.32	19	0	0	0	3	0	19.0	12	7	7	5	2	0	0	6	0	27	0	0	.188	.438	.257
LaRoche, A.	0	0	0.00	1	0	0	0	1	0	1.0	0	0	0	0	0	0	0	0	0	1	0	0	.000	.000	.000
Montas, F.	0	2	4.80	7	2	0	0	2	0	15.0	14	8	8	1	0	0	0	9	1	20	0	0	.246	.351	.348
Noesi, H.	0	4	6.89	10	5	0	0	4	0	32.2	41	26	25	7	0	0	1	17	1	22	3	1	.301	.537	.383
Petricka, J.	4	3	3.63	62	0	0	0	18	2	52.0	56	21	21	2	3	1	1	18	4	33	2	0	.284	.371	.346
Putnam, Z.	3	3	4.07	49	0	0	0	16	0	48.2	42	24	22	7	4	4	4	24	5	64	5	0	.239	.398	.337
Quintana, J.	9	10	3.36	32	32	1	1	0	0	206.1	218	81	77	16	4	4	8	44	4	177	5	0	.272	.408	.315
Ramirez, A.	0	0	0.00	1	0	0	0	1	0	1.0	1	0	0	0	0	0	1	0	0	0	0	0	.250	.500	.400
Robertson, D.	6	5	3.41	60	0	0	0	53	34	63.1	46	27	24	7	0	0	1	13	2	86	4	0	.196	.332	.241
Rodon, C.	9	6	3.75	26	23	1	0	1	0	139.1	130	63	58	11	6	5	8	71	0	139	7	0	.251	.377	.348
Sale, C.	13	11	3.41	31	31	1	0	0	0	208.2	185	88	79	23	2	3	13	42	0	274	7	0	.233	.368	.282
Samardzija, J.	11	13	4.96	32	32	2	2	0	0	214.0	228	122	118	29	4	9	12	49	0	163	5	0	.273	.446	.319
Webb D.	1	0	6.30	27	0	0	0	6	0	30.0	41	26	21	3	0	1	1	22	1	22	2	0	.325	.460	.427
<b>TOTALS</b>	<b>76</b>	<b>86</b>	<b>4.00</b>	<b>162</b>	<b>162</b>	<b>7</b>	<b>4</b>	<b>158</b>	<b>37</b>	<b>1455.0</b>	<b>1448</b>	<b>704</b>	<b>646</b>	<b>163</b>	<b>42</b>	<b>43</b>	<b>62</b>	<b>474</b>	<b>35</b>	<b>1362</b>	<b>62</b>	<b>2</b>	<b>.260</b>	<b>.411</b>	<b>.323</b>

vs. Left										461				55	15	15	22	175	19	434	25	2	252	.401	.322
vs. Right										987				108	27	28	40	299	16	928	37	2	264	.415	.323
Home	40	41	3.78	81	81	2	1	79	18	756.2	704	338	318	84	22	23	34	266	22	719	36	2	247	.393	.317
Road	36	45	4.23	81	81	5	3	79	19	698.1	744	366	328	79	20	20	28	208	13	643	26	0	273	.429	.329
Day	25	37	4.22	62	62	3	3	59	11	548.0	559	279	257	64	15	17	23	186	19	527	23	1	265	.425	.329
Night	51	49	3.86	100	100	4	1	99	26	907.0	889	425	389	99	27	26	39	288	16	835	39	1	257	.402	.319
Grass	75	81	3.95	156	156	7	4	151	37	1403.0	1383	670	616	157	40	41	60	459	32	1314	59	2	258	.409	.322
Turf	1	5	5.19	6	6	0	0	7	0	52.0	65	34	30	6	2	2	2	15	3	48	3	0	305	.465	.353
vs. AL	67	75	4.04	142	142	7	4	137	32	1276.0	1277	625	573	146	36	40	50	416	33	1168	55	2	261	.412	.323
vs. NL	9	11	3.67	20	20	0	0	21	5	179.0	171	79	73	17	6	3	12	58	2	194	7	0	254	.397	.323
BAL	3	3	3.81	6	6	0	0	6	3	52.0	49	27	22	5	2	2	0	14	0	58	3	0	245	.380	.292
BOS	4	3	4.65	7	7	0	0	7	2	62.0	66	34	32	6	0	2	6	15	1	57	2	0	273	.401	.328
CHI	3	3	2.89	6	6	0	0	6	2	53.0	42	17	17	5	2	1	3	16	1	69	0	0	221	.358	.290
CIN	2	1	4.33	3	3	0	0	3	0	27.0	29	15	13	1	1	1	2	19	1	24	4	0	293	.374	.413
CLE	10	9	3.04	19	19	1	1	18	3	169.0	149	66	57	18	9	6	4	51	2	154	4	0	237	.389	.296
DET	9	10	4.23	19	19	1	1	18	5	170.1	173	80	80	18	6	4	4	51	4	150	8	0	265	.424	.320
HOU	5	1	1.31	6	6	1	1	5	4	55.0	47	10	8	3	0	3	2	13	0	57	1	0	233	.351	.282
KC	7	12	4.12	19	19	1	0	18	4	172.2	180	79	79	20	4	5	10	46	3	114	5	0	272	.432	.326
LAA	4	3	1.83	7	7	1	0	6	1	64.0	47	14	13	5	2	0	2	19	1	48	1	0	203	.315	.269
MIL	2	1	4.15	3	3	0	0	3	2	26.0	20	14	12	5	1	0	0	5	0	34	0	0	208	.469	.248
MIN	6	13	5.00	19	19	0	0	20	4	163.2	186	110	91	23	3	5	4	56	7	156	13	2	281	.440	.339
NYG	2	5	5.70	7	7	0	0	7	1	60.0	67	40	38	7	1	5	6	36	1	61	5	2	285	.451	.387
OAK	5	2	5.29	7	7	0	0	7	2	68.0	67	44	40	11	0	1	3	34	0	56	5	0	255	.441	.346
SEA	4	3	3.88	7	7	0	0	7	2	65.0	66	31	28	9	3	3	1	23	1	78	1	0	264	.420	.325
PIT	0	4	4.89	4	4	0	0	5	0	35.0	47	20	19	3	1	1	4	8	0	27	1	0	329	.448	.378
TB	1	5	5.33	6	6	0	0	7	0	54.0	69	36	32	7	2	2	5	20	5	62	3	0	312	.471	.379
TEX	3	3	3.99	6	6	0	0	6	1	56.1	53	25	25	6	3	0	1	24	8	69	3	0	251	.374	.331
TOR	4	3	3.94	7	7	2	1	5	0	64.0	58	29	28	8	1	2	2	14	0	48	1	0	245	.401	.290
STL	2	2	2.84	4	4	0	0	4	1	38.0	33	13	12	3	1	0	3	10	0	40	2	0	229	.368	.293



# AMERICAN LEAGUE STATISTICS

## CLUB BATTING

CLUB	AVG	G	AB	R	OR	H	TB	2B	3B	HR	GS	RBI	SH	SF	HP	BB	SO	SB	CS	DP	LOB	SHO	SLG	OBP
DET	.270	161	5605	689	803	1515	2355	289	49	151	3	660	23	35	41	455	1259	83	51	152	1111	9	.420	.328
TOR	.269	162	5509	891	670	1480	2518	308	17	232	6	852	36	62	54	570	1151	88	23	140	1057	5	.457	.340
KC	.269	162	5575	724	641	1497	2298	300	42	139	2	689	34	47	77	383	973	104	34	133	1079	11	.412	.322
BOS	.265	162	5640	748	753	1496	2339	294	33	161	2	706	30	42	46	478	1148	71	27	127	1142	9	.415	.325
TEX	.257	162	5511	751	733	1419	2278	279	32	172	0	707	43	54	76	503	1233	101	39	99	1130	11	.413	.325
CLE	.256	161	5439	669	640	1395	2179	303	29	141	4	640	47	50	39	533	1157	86	28	134	1147	12	.401	.325
TB	.252	162	5485	644	642	1383	2226	278	32	167	1	612	19	47	84	436	1310	87	45	121	1075	10	.406	.314
NYN	.251	162	5567	764	698	1397	2343	272	19	212	7	737	24	54	63	554	1227	63	25	105	1151	6	.421	.323
OAK	.251	162	5600	694	729	1405	2212	277	46	146	6	661	14	38	40	475	1119	78	29	124	1102	8	.395	.312
BAL	.250	162	5485	713	693	1370	2307	246	20	217	6	686	20	32	51	418	1331	44	25	127	990	12	.421	.307
HOU	.250	162	5459	729	618	1363	2383	278	26	230	4	691	28	43	56	486	1392	121	48	102	1036	10	.437	.315
SOX	<b>.250</b>	<b>162</b>	<b>5533</b>	<b>622</b>	<b>701</b>	<b>1381</b>	<b>2103</b>	<b>260</b>	<b>27</b>	<b>136</b>	<b>1</b>	<b>595</b>	<b>30</b>	<b>37</b>	<b>65</b>	<b>404</b>	<b>1231</b>	<b>68</b>	<b>42</b>	<b>125</b>	<b>1065</b>	<b>12</b>	<b>.380</b>	<b>.306</b>
SEA	.249	162	5544	656	726	1379	2279	262	22	198	4	624	38	35	36	478	1336	69	45	123	1080	10	.411	.311
MIN	.247	162	5467	696	700	1349	2182	277	44	156	3	661	30	41	40	439	1264	70	38	133	993	8	.399	.305
LAA	.246	162	5417	661	675	1331	2144	243	21	176	4	621	37	40	58	435	1150	52	34	116	1013	11	.396	.307
TOT	<b>.255</b>		<b>82836</b>		<b>10422</b>		<b>34146</b>		<b>459</b>		<b>53</b>		<b>453</b>		<b>826</b>		<b>18281</b>		<b>533</b>		<b>16171</b>		<b>.412</b>	
		<b>1214</b>		<b>10651</b>		<b>21160</b>		<b>4166</b>		<b>2634</b>		<b>10142</b>		<b>657</b>		<b>7047</b>		<b>1185</b>		<b>1861</b>		<b>144</b>		<b>.318</b>

## CLUB PITCHING

CLUB	W	L	ERA	G	CG	SHO	REL	SV	IP	H	R	ER	HR	HB	BB	SO	WP	BK	AVG
HOU	86	76	3.57	162	5	13	482	39	1441.0	1308	618	572	148	43	423	1280	61	2	241
CLE	81	80	3.67	161	11	10	476	38	1432.2	1274	640	584	161	48	425	1470	48	5	237
KC	95	67	3.73	162	2	8	493	56	1452.0	1372	641	601	155	52	489	1160	62	2	249
TB	80	82	3.74	162	1	12	530	60	1453.1	1314	642	604	175	46	477	1355	81	5	240
TOR	93	69	3.80	162	7	10	469	34	1441.0	1353	670	609	173	59	397	1117	62	4	248
LAA	85	77	3.94	162	2	12	518	46	1440.2	1355	675	630	166	71	466	1221	61	4	248
SOX	<b>76</b>	<b>86</b>	<b>3.98</b>	<b>162</b>	<b>7</b>	<b>9</b>	<b>414</b>	<b>37</b>	<b>1452.2</b>	<b>1443</b>	<b>701</b>	<b>643</b>	<b>162</b>	<b>62</b>	<b>474</b>	<b>1359</b>	<b>61</b>	<b>2</b>	<b>260</b>
NYN	87	75	4.05	162	3	4	497	48	1457.2	1417	698	656	182	56	474	1370	78	4	253
BAL	81	81	4.05	162	0	10	453	43	1434.2	1406	693	646	174	54	483	1233	46	0	257
MIN	83	79	4.07	162	2	12	520	45	1443.0	1506	700	653	163	41	413	1046	54	2	269
OAK	68	94	4.14	162	5	15	487	28	1444.2	1402	729	664	172	47	474	1179	62	4	254
SEA	76	86	4.16	162	6	12	509	45	1463.0	1430	726	677	181	70	491	1283	72	5	256
TEX	88	74	4.24	162	5	9	498	45	1442.2	1459	733	680	171	63	508	1095	51	5	262
BOS	78	84	4.31	162	3	10	475	40	1448.1	1486	753	694	178	62	478	1118	79	10	264
DET	74	87	4.64	161	7	12	505	35	1447.0	1491	803	746	193	46	489	1200	60	8	268
TOT	<b>1231</b>	<b>1197</b>	<b>4.01</b>	<b>1214</b>	<b>66</b>	<b>158</b>	<b>7326</b>	<b>639</b>	<b>21694.1</b>	<b>21016</b>	<b>10422</b>	<b>9659</b>	<b>2554</b>	<b>820</b>	<b>6961</b>	<b>18423</b>	<b>938</b>	<b>62</b>	<b>.254</b>

## CLUB FIELDING

CLUB	PCT	G	PO	A	E	TC	DP	TP	PB
BALTIMORE	.987	162	4304	1597	77	5978	134	0	10
CLEVELAND	.987	161	4298	1528	79	5905	136	0	10
HOUSTON	.986	162	4323	1617	85	6025	131	1	8
MINNESOTA	.986	162	4329	1637	86	6052	150	0	3
DETROIT	.986	161	4341	1621	86	6048	165	0	5
KANSAS CITY	.985	162	4356	1611	88	6055	138	0	5
TORONTO	.985	162	4323	1592	88	6003	145	0	25
NEW YORK	.985	162	4373	1594	92	6059	135	0	8
SEATTLE	.985	162	4389	1685	94	6168	155	1	10
LOS ANGELES	.984	162	4322	1491	93	5906	108	0	13
BOSTON	.984	162	4345	1625	97	6067	148	0	22
TAMPA BAY	.984	162	4360	1408	95	5863	118	0	8
CHICAGO	<b>.983</b>	<b>162</b>	<b>4358</b>	<b>1582</b>	<b>101</b>	<b>6041</b>	<b>159</b>	<b>0</b>	<b>22</b>
TEXAS	.981	162	4328	1695	119	6142	169	0	11
OAKLAND	.979	162	4334	1642	126	6102	154	0	14
TOTALS	<b>.984</b>	<b>1214</b>	<b>65083</b>	<b>23925</b>	<b>1406</b>	<b>90414</b>	<b>2145</b>	<b>2</b>	<b>174</b>

# NATIONAL LEAGUE STATISTICS

## CLUB BATTING

CLUB	AVG	G	AB	R	OR	H	TB	2B	3B	HR	GS	RBI	SH	SF	HP	BB	SO	SB	CS	DP	LOB	SHO	SLG	OBP
SF	.267	162	5565	696	627	1486	2260	288	39	136	9	663	45	37	49	457	1159	93	36	142	1130	15	406	.326
COL	.265	162	5572	737	844	1479	2409	274	49	186	3	702	44	34	33	388	1283	97	43	114	1016	8	432	.315
ARI	.264	162	5649	720	713	1494	2341	289	48	154	2	680	46	57	33	490	1312	132	44	134	1153	7	414	.324
MIA	.260	162	5463	613	678	1420	2096	236	40	120	1	575	71	40	39	375	1150	112	45	133	1059	12	384	.310
PIT	.260	162	5631	697	596	1462	2228	292	27	140	3	661	63	41	89	461	1322	98	45	115	1166	11	396	.323
STL	.253	162	5484	647	525	1386	2163	288	39	137	4	619	39	42	66	506	1267	69	38	128	1152	15	394	.321
MIL	.251	162	5480	655	737	1378	2155	274	34	145	5	624	55	34	41	412	1299	84	29	130	1026	16	393	.307
ATL	.251	162	5420	573	760	1361	1948	251	18	100	1	548	67	31	44	471	1107	69	33	148	1145	17	359	.314
WAS	.251	162	5428	703	635	1363	2185	265	13	177	4	665	55	51	44	539	1344	57	23	129	1114	12	403	.321
LAD	.250	162	5385	667	595	1346	2222	263	26	187	4	638	49	30	60	563	1258	59	34	135	1121	12	413	.326
PHI	.249	162	5529	626	809	1374	2110	272	37	130	3	586	53	29	54	387	1274	88	32	119	1066	13	382	.303
CIN	.248	162	5571	640	754	1382	2194	257	27	167	3	613	47	40	42	496	1255	134	38	112	1148	13	394	.312
NYM	.244	162	5527	683	613	1351	2211	295	17	177	3	654	29	32	68	488	1290	51	25	130	1098	15	400	.312
CHI	.244	162	5491	689	608	1341	2186	272	30	171	5	657	32	35	74	567	1518	95	37	101	1165	10	398	.321
SD	.243	162	5457	650	731	1324	2100	260	36	148	5	623	52	42	40	426	1327	82	29	108	1028	19	385	.300
<b>TOT</b>	<b>.253</b>	<b>82652</b>	<b>10225</b>	<b>32808</b>	<b>480</b>	<b>55</b>	<b>747</b>	<b>9508</b>	<b>575</b>	<b>776</b>	<b>19165</b>	<b>531</b>	<b>16587</b>	<b>195</b>	<b>1878</b>	<b>195</b>	<b>1320</b>	<b>1878</b>	<b>195</b>	<b>16587</b>	<b>195</b>	<b>1320</b>	<b>1878</b>	<b>.316</b>

## CLUB PITCHING

CLUB	W	L	ERA	G	CG	SHO	REL	SV	IP	H	R	ER	HR	HB	BB	SO	WP	BK	AVG
STL	100	62	2.94	162	1	15	515	62	1464.2	1359	525	478	123	45	477	1329	48	5	246
PIT	98	64	3.21	162	0	13	500	54	1489.2	1392	596	532	110	75	453	1338	67	4	248
CHI	97	65	3.36	162	6	21	552	48	1461.1	1276	608	546	134	46	407	1431	66	3	233
NYM	90	72	3.43	162	1	14	485	50	1462.2	1341	613	557	152	44	383	1337	46	2	243
LAD	92	70	3.44	162	6	21	515	47	1445.2	1317	595	553	145	38	395	1396	52	10	242
WAS	83	79	3.62	162	4	13	468	41	1434.2	1366	635	577	145	55	364	1342	39	4	250
SF	84	78	3.72	162	7	18	557	41	1444.1	1344	627	597	155	50	431	1165	40	4	246
MIA	71	91	4.02	162	0	12	486	35	1427.0	1374	678	638	141	52	508	1152	53	3	255
ARI	79	83	4.04	162	1	12	550	44	1466.2	1450	713	659	182	48	500	1215	51	3	258
SD	74	88	4.09	162	1	6	516	41	1440.1	1371	731	655	171	54	516	1393	54	3	252
MIL	68	94	4.28	162	1	7	496	40	1435.0	1432	737	682	176	55	517	1260	71	5	261
CIN	64	98	4.33	162	2	8	521	35	1453.1	1436	754	700	177	58	544	1252	54	11	258
ATL	67	95	4.41	162	3	10	532	44	1425.1	1462	760	698	170	53	550	1148	53	9	268
PHI	63	99	4.69	162	1	7	503	35	1436.1	1592	809	749	191	61	488	1153	60	7	280
COL	68	94	5.04	162	4	4	584	36	1426.1	1579	844	799	183	48	579	1112	66	6	283
<b>TOT</b>	<b>1198</b>	<b>1232</b>	<b>3.90</b>	<b>1215</b>	<b>38</b>	<b>181</b>	<b>7780</b>	<b>653</b>	<b>21713.1</b>	<b>21091</b>	<b>10225</b>	<b>9420</b>	<b>2355</b>	<b>782</b>	<b>7112</b>	<b>19023</b>	<b>820</b>	<b>79</b>	<b>255</b>

## CLUB FIELDING

CLUB	PCT	G	PO	A	E	TC	DP	TP	PB
LOS ANGELES	.988	162	4337	1727	75	6139	133	0	12
SAN FRANCISCO	.987	162	4333	1674	78	6085	145	0	10
MIAMI	.987	162	4281	1588	77	5946	162	0	11
ARIZONA	.986	162	4400	1697	86	6183	146	0	11
NEW YORK	.986	162	4388	1599	88	6075	131	0	4
CINCINNATI	.985	162	4360	1622	90	6072	131	0	9
ATLANTA	.985	162	4276	1593	90	5959	186	0	13
WASHINGTON	.985	162	4304	1533	90	5927	125	0	7
COLORADO	.985	162	4279	1818	95	6192	171	1	7
SAN DIEGO	.985	162	4321	1566	92	5979	138	0	18
ST. LOUIS	.984	162	4394	1617	96	6107	159	0	5
CHICAGO	.982	162	4384	1669	111	6164	120	0	10
PITTSBURGH	.981	162	4469	1868	122	6459	177	1	11
MILWAUKEE	.981	162	4305	1678	116	6099	164	0	0
PHILADELPHIA	.981	162	4309	1585	117	6011	145	0	12
<b>TOTALS</b>	<b>.984</b>	<b>1215</b>	<b>65140</b>	<b>24834</b>	<b>1423</b>	<b>91397</b>	<b>2233</b>	<b>2</b>	<b>147</b>

# THE LAST TIME IT HAPPENED

## WHITE SOX PLAYERS

Perfect game	Philip Humber, April 21, 2012 at Seattle (W, 4-0)
No-hitter	Philip Humber, April 21, 2012 at Seattle (W, 4-0)
<b>Complete game, one-hitter</b>	<b>Jeff Samardzija, September 21-1, 2015 at Detroit (W, 2-0)</b>
<b>15 or more strikeouts, one game</b>	<b>Chris Sale, August 16, 2015 vs. Cubs (15)</b>
Four strikeouts, one inning	Wilson Alvarez, July 21, 1997 at Detroit (7th inning)
10-plus IP	Alex Fernandez, October 1, 1995 vs. Minnesota (10.0 IP)
Consecutive shutouts	Jack McDowell (9.0 IP), July 1, 1994 vs. Milwaukee (W, 8-0); Alex Fernandez (9.0 IP), July 2, 1994 vs. Milwaukee (W, 5-0)
Consecutive shutouts, same pitcher	Jon Garland, April 25-May 1, 2005
Two consecutive complete games, same pitcher	Jake Peavy, April 23-28, 2012
Three consecutive complete games, same pitcher	Bartolo Colon, September 2-13, 2003
Four consecutive complete games, same pitcher	Jack McDowell, May 14-30, 1993
Inside-the-park home run	Scott Podsednik, September 12, 2009 at Los Angeles-AL
<b>Leadoff home run</b>	<b>Adam Eaton, July 29, 2015 at Boston</b>
Home Run, pitcher	Mark Buehrle, June 14, 2009 at Milwaukee
<b>Home run, both sides of the plate</b>	<b>Melky Cabrera, July 23, 2015 at Cleveland</b>
Three home runs, one game	Dan Johnson, October 3, 2012 at Cleveland
Four home runs, one game	Pat Seerey, July 18, 1948 at Philadelphia (11 innings)
Four consecutive home runs, same inning	J. Thome, P. Konerko, A.Ramirez, J. Uribe, August 14, 2008 vs. Kansas City (6th inning)
Back-to-back home runs leading off game	Ray Durham and Jose Valentin, July 5, 2000 at Kansas City
Six hits, one game	Alex Rios, July 9, 2013 at Detroit
Four doubles, one game	Mike Kreevich, September 4, 1937 at Detroit; Marv Owen, April 23, 1939 vs. St. Louis
Three triples, one game	Lance Johnson, September 23, 1995 at Milwaukee
Four or more steals, one game	Scott Podsednik, May 1, 2006 at Cleveland (four)
Steal of home	Gordon Beckham, July 8, 2013 vs. Cubs
Hitting for the cycle	Jose Valentin, April 27, 2000 vs. Baltimore
Two grand slams	Robin Ventura, September 4, 1995 at Texas
Pinch-hit grand slam	Orlando Hudson, September 29, 2012 vs. Tampa Bay
Five strikeouts, nine-inning game	Ray Durham, June 5, 1998 at Cubs

## WHITE SOX TEAM


20 Runs, Game	20, June 20, 2006 vs. St. Louis (W, 20-6)
10 Runs, Inning	11, September 17, 2007 at Kansas City (5th inning)
20 Hits, Game	23, July 9, 2013 at Detroit (8th inning)
10 Hits, Inning	10, September 17, 2007 at Kansas City (5th inning)
10 Doubles, Game	September 4, 2012 vs. Minnesota (franchise record)
Five Triples, Game	August 16, 2011 vs. Cleveland
Six Home Runs, Game	April 8, 2014 at Colorado
Four Home Runs, Inning	4, July 11, 2010 vs. Kansas City (3rd inning)
Six Stolen Bases	6, September 5, 2010 at Boston
Turned a Triple Play	September 18, 2006 vs. Detroit (1st inning)
Hit into a Triple Play	April 3, 2011 vs. Cleveland (4th inning)

## WHITE SOX OPPONENTS

Perfect Game	Addie Joss, October 2, 1908 at Cleveland
No-hitter	Francisco Liriano, May 3, 2011 vs. Minnesota
Complete Game, one-hitter	Tim Hudson, August 28, 2000 at Oakland
Back-to-back shutouts	Frank Viola, April 18, 1993 at Boston (W, 4-0) and John Dopson, April 19, 1993 at Boston (W, 6-0)
Home run, both sides of the plate	Mark Teixeira, July 31, 2015 vs. New York-AL
Two home runs, same inning	Jim Edmonds, June 21, 2008 at Cubs (4th Inning)
Three home runs, one game	Justin Morneau, July 6, 2007 vs. Minnesota (game two)
Four home runs, one game	Mike Cameron, May 2, 2002 vs. Seattle
Inside-the-park home run	Ian Kinsler, August 23, 2013 vs. Texas
Hitting for the cycle	Melky Cabrera, August 2, 2009 vs. New York-AL
Three consecutive home runs	Juan Gonzalez, Will Clark and Ivan Rodriguez, August 28, 1998 vs. Texas (game one, 4th inning)
Steal of home	Matt Walbeck, April 11, 1997 at Detroit
Triple Play	April 3, 2011 at Cleveland

## #Tied American League Record

# HISTORY



**Ken Griffey Jr. (630) and Jim Thome (612), who were teammates in 2008, rank sixth and seventh on the all-time home run list. Griffey Jr. will be inducted into the Baseball Hall of Fame on July 24, 2016.**



# WHITE SOX TIMELINE

## PRE-1900

- Nov. 20, 1893 ..... At a meeting at the Grand Hotel Indianapolis, the Western League is formally organized. Charles Comiskey nominates Ban Johnson for league president. The Sioux City franchise is awarded to local businessman H. H. Drake. A year later, Comiskey's contract with the Cincinnati Redlegs expires. At the behest of Ban Johnson, Comiskey purchases the Sioux City team and moves it to St. Paul.
- Oct. 11, 1899 ..... The American League is formed in Chicago, amid rumors that the St. Paul club will transfer to the South Side.

## 1900-1909

- March 21, 1900 ..... An agreement is signed which lands the St. Paul Saints in Chicago.
- April 2, 1900 ..... Playing as the Chicago team for the first time, the White Stockings defeat the University of Illinois, 10-9, in Champaign. Roy Patterson is the victor.
- April 21, 1900 ..... The Chicago White Sox play their first game in a small wooden ballpark located at 39th and Princeton. The Sox lose to Milwaukee, 5-4.
- April 22, 1900 ..... The Sox defeat the Brewers, 5-3, behind Roger Denzer for their first victory.
- June 9, 1903 ..... The White Sox are incorporated under Illinois law with \$5,000 capital.
- Oct. 14, 1906 ..... The Sox claim the only all-Chicago World Series, defeating the Cubs, 8-3, in the Game 6 finale.
- Jan. 19, 1909 ..... Charles Comiskey purchases a tract of land near the corner of 35th and Shields from Roxanna Bowen, a descendant of former Chicago Mayor John Wentworth. Later in the year, Zachary Taylor Davis is commissioned by the Sox to design a ballpark on the site.
- Oct. 6, 1909 ..... Davis submits his proposed ballpark design to Comiskey for approval.

## 1910-1919

- March 17, 1910 ..... The cornerstone of Comiskey Park is laid on St. Patrick's Day.
- July 1, 1910 ..... Comiskey Park opens to a packed house but the Sox lose to St. Louis, 2-0.
- Oct. 15, 1917 ..... Chicago wins its second World Series title by defeating the New York Giants, 4-2.

## 1920-1929

- Sept. 29, 1920 ..... Eight White Sox players are suspended by Charles Comiskey for their part in the 1919 World Series fix.
- Aug. 2, 1921 ..... After two hours of deliberation, the jury in the "Black Sox" trial returns a not-guilty verdict, but later the players are banned for life by Judge Kenesaw Mountain Landis.
- April 20, 1927 ..... The expanded Comiskey Park reopens, but the Sox lose to Cleveland, 5-4. The new outfield upper deck accommodates 23,200 additional fans.

## 1930-1939

- Oct. 26, 1931 ..... Charles Comiskey dies at his summer resort in Eagle River, Wis., leaving an estate valued at \$1,529,707 to his son, J. Louis.
- July 6, 1933 ..... The first All-Star Game is played at Comiskey Park. The American League wins behind starting pitcher Lefty Gomez.
- July 18, 1939 ..... J. Louis Comiskey dies at the age of 56 at the family's Eagle River, Wis. resort.
- Aug. 14, 1939 ..... The first night game is played in Chicago at Comiskey Park before a crowd of 30,000. The Sox prevail over the Browns, 5-2.



## 1940-1949

- Feb. 29, 1940 ..... A federal judge awards Grace Comiskey, J. Louis' widow, her dower rights and denies the First National Bank of Chicago a petition to seek outside bids to sell the Sox.
- March 4, 1941 ..... Grace Comiskey is elected team president and her daughter, Dorothy Rigney, is appointed secretary.
- July 5, 1947 ..... The AL color barrier is broken at Comiskey Park when 22-year old Larry Doby is sent to pinch-hit for Cleveland.
- Oct. 4, 1948 ..... Chuck Comiskey is appointed vice president of the Sox.

## 1950-1959

- July 11, 1950 ..... The All-Star Game returns to Comiskey Park. The NL wins, 4-3, in 13 innings.
- May 1, 1951 ..... Minnie Minoso, a native of Havana, Cuba, breaks the White Sox color barrier. In his first plate appearance, Minoso homers off Vic Raschi of the Yankees at Comiskey Park.
- Dec. 10, 1956 ..... The "grand lady of baseball," Grace Comiskey, dies. Controlling interest in the White Sox is retained by her daughter, Dorothy.
- Dec. 20, 1958 ..... Bill Veeck and his partners gain majority control of the White Sox after a lengthy court battle with the Comiskey heirs.
- Sept. 22, 1959 ..... The Sox end a 40-year pennant drought, clinching the AL title at Cleveland.



## 1960-1969

- May 1, 1960 ..... The new scoreboard explodes for the first time when Al Smith hits a two-run homer off Detroit's Jim Bunning in game one of a doubleheader.
- June 10, 1961 ..... Due to failing health and other considerations, Bill Veeck sells his White Sox holdings to his former business associate, Arthur Allyn Jr. A year later, Chuck Comiskey sells his minority interest in the team to Allyn.
- 1968-69 ..... To bolster attendance, the White Sox play "home" games at County Stadium in Milwaukee against each AL opponent, going 1-8 in 1968 and 7-4 in 1969.
- 1969 ..... AstroTurf is installed in the Comiskey Park infield. It is replaced with natural grass in 1976.
- Sept. 24, 1969 ..... Arthur Allyn Jr. sells the Sox to his brother, John, ending speculation that the Sox will relocate to Milwaukee.

## 1970-1979

- Dec. 10, 1975 ..... AL owners reverse their position and accept Bill Veeck's bid to purchase the White Sox from John Allyn.
- July 3, 1976 ..... The Sox lose to Texas, 3-0, in the first morning game in Comiskey Park history. First pitch is at 10:30 a.m.
- July 12, 1979 ..... The celebrated "Disco Demolition Night" results in a forfeit to the Detroit Tigers.



# WHITE SOX TIMELINE

## 1980-1989

- Aug. 22, 1980 ..... Bill Veeck agrees to sell the White Sox to Edward DeBartolo of Youngstown, Ohio, but the sale is denied because of DeBartolo's racing holdings.
- Jan. 29, 1981 ..... Jerry Reinsdorf, with Eddie Einhorn, heads a group that purchases the club from Bill Veeck.
- July 6, 1983 ..... Comiskey Park plays host to the golden anniversary All-Star Game, 50 years to the day after the initial Midsummer Classic was held at Comiskey Park. The AL prevails, 13-3.
- May 9, 1984 ..... The Sox win the longest game in AL history, 5-4, vs. Milwaukee at Comiskey Park. Harold Baines ends the two-day, 25-inning marathon with a home run.
- Dec. 5, 1986 ..... The Illinois General Assembly passes funding legislation to build a new home for the White Sox across the street from Comiskey Park.
- Oct., 1987 ..... The Illinois State Senate confirms four gubernatorial appointees to the Illinois Sports Facilities Authority. The vote, in concert with the three previous mayoral appointments, finalizes formation of the body charged with the development of the new White Sox stadium.
- June 30, 1988 ..... At the stroke of midnight, the Illinois General Assembly approves an amended stadium bill ensuring that the club will remain in Chicago. The stadium is scheduled to open in 1991.
- May 7, 1989 ..... Mayor Richard M. Daley and Governor James Thompson are among those who participate in ground-breaking ceremonies for the new Comiskey Park.

## 1990-1999

- July 1, 1990 ..... Comiskey Park celebrates its 80th birthday. New York's Andy Hawkins throws a no-hitter but loses to the White Sox, 4-0.
- Sept. 30, 1990 ..... The White Sox edge Seattle, 2-1, in the final game at old Comiskey Park. The Sox final regular-season record at old Comiskey Park is 3,024-2,926 (.508).
- April 18, 1991 ..... New Comiskey Park opens before a sellout crowd of 42,191 as the Tigers shut out the Sox, 16-0.
- Aug. 12, 1994 ..... The Sox lead the AL Central by 1.0 game over Cleveland when the season is postponed due to a strike.
- June 16, 1997 ..... The White Sox and Cubs meet for the first time during the regular season. The Cubs win the opener, 8-3, but the Sox win the final two games, 5-3 and 3-0, at Comiskey Park.

## 2000-2009

- Jan. 31, 2003 ..... U.S. Cellular and the White Sox sign a 23-year, \$68-million naming rights agreement as Comiskey Park, opened in 1991, becomes U.S. Cellular Field. Revenue from the agreement allows the Sox and the Illinois Sports Facilities Authority to undertake significant renovations to the ballpark.
- July 15, 2003 ..... The White Sox host the 74th All-Star Game, as the American League rallies for a 7-6 victory before 47,609 at U.S. Cellular Field.
- Sept. 13-14, 2004 ..... Due to Hurricane Ivan, U.S. Cellular Field becomes the site of the first two games of the Florida-Montreal series. It marks the first time that a NL team has hosted a regular-season game in an AL park since 1946. The Marlins win both games before crowds of 4,003 and 5,457.
- Oct. 22, 2005 ..... U.S. Cellular Field is the site of the first World Series game in Chicago since 1959. The White Sox defeat Houston, 5-3.




- Oct. 26, 2005 ..... The White Sox defeat Houston, 1-0, in Game 4 of the World Series at Minute Maid Park, completing a four-game sweep for their first World Championship since 1917. Freddy Garcia combines with three relievers on a five-hitter, with rookie Bobby Jenks retiring Orlando Palmeiro on a groundout to shortstop Juan Uribe to end the Sox 88-year championship drought.
- July 11, 2006 ..... Ozzie Guillen manages the AL All-Star Team to a 3-2 victory over the NL in Pittsburgh.
- April 18, 2007 ..... Mark Buehrle throws the 16th no-hitter in White Sox history in a 6-0 victory over Texas at U.S. Cellular Field.
- Sept. 16, 2007 ..... Jim Thome hits his 500th career home run, a game-ending, two-run shot off Dustin Moseley to give the Sox a 9-7 victory over the Los Angeles Angels.
- Sept. 30, 2008 ..... The White Sox and Twins need a 163rd regular season game to determine the winner of the AL Central division. Chicago defeats Minnesota, 1-0.
- July 23, 2009 ..... Mark Buehrle throws the 18th perfect game in major-league history and second in franchise history in a 6-0 win vs. Tampa Bay.



## 2010-PRESENT

- Sept. 26, 2011 ..... Ozzie Guillen is released from his contract as manager. Guillen is replaced for the final two games of the season by pitching coach Don Cooper, who goes 1-1.
- Oct. 6, 2011 ..... Robin Ventura is named the 39th manager in franchise history.
- April 21, 2012 ..... Philip Humber throws the 21st perfect game in major-league history, and third by a Sox pitcher, in a 4-0 victory at Seattle.
- April 25, 2012 ..... Paul Konerko hits his 400th career home run at Oakland.
- Aug. 18, 2012 ..... Adam Dunn hits his 400th career home run at Kansas City.
- Oct. 26, 2012 ..... Rick Hahn is named the 12th general manager in franchise history.
- Jan. 8, 2014 ..... Frank Thomas, who played for the White Sox from 1990-2005, is elected to the National Baseball Hall of Fame.
- July 27, 2014 ..... Frank Thomas, the White Sox all-time leader in home runs, RBI and runs scored, and former Manager Tony La Russa are enshrined into the Baseball Hall of Fame in Cooperstown, N.Y.
- Sept. 27, 2014 ..... The White Sox celebrate "Paul Konerko Day" at U.S. Cellular Field, unveiling a sculpture of the franchise legend during an hour-long pregame ceremony.
- Sept. 28, 2014 ..... After 16 seasons, Paul Konerko plays his final game in a White Sox uniform vs. Kansas City.
- June 30, 2015 ..... Chris Sale strikes out 10-plus batters at St. Louis for the eighth straight start, tying the major-league record set by Hall-of-Famer Pedro Martinez in 1999.
- Oct. 1, 2015 ..... Jose Abreu drives in his 100th run, joining Albert Pujols (2000-01) as the only players in major-league history to record 30 homers and 100 RBI in each of their first two seasons.
- Oct. 2, 2015 ..... Chris Sale records his 270th strikeout of the season, breaking the 107-year-old franchise record set by Hall-of-Famer Ed Walsh in 1908. Sale ends the season with an American League-best 274.



FRONT OFFICE

FIELD STAFF

PLAYERS

OPPONENTS

2015 REVIEW

HISTORY

RECORDS

MINOR LEAGUES

MEDIA/MISC.

# ALL-TIME ROSTER

The all-time Chicago White Sox roster contains 1,673 names. Bold Indicates active with the White Sox in 2015.

## A (152)

Aardsma, David, P (2007)  
 Abbott, Jeff, OF (1997-2000)  
 Abbott, Jim, P (1995, '98)  
 Abner, Shawn, OF (1992)  
 Abrams, Cal, OF (1956)  
**Abreu, Jose, TB (2014-)**  
 Ackley, Fritz, P (1963-64)  
 Acosta, Cy, P (1972-74)  
 Acosta, Jose, P (1922)  
 Adair, Jerry, INF (1966-67)  
 Adams, Bobby, INF (1955)  
 Adams, Doug, C (1969)  
 Adams, Herb, OF (1948-50)  
 Adkins, Grady, P (1928-29)  
 Adkins, Jon, P (2003-05)  
 Agee, Tommie, OF (1965-67)  
 Agosto, Juan, P (1981-86)  
**Albers, Matt, P (2015-)**  
 Alock, Scotty, INF (1914)  
 Allen, Dick, INF-DH (1972-74)  
 Allen, Hank, INF-OF-C (1972-73)  
 Allen, Lloyd, P (1974-75)  
 Allen, Neil, P (1986-87)  
 Almon, Bill, INF-DH (1981-82)  
 Aloia, Luis, P (1950-53)  
 Alomar, Roberto, INF (2003-04)  
 Alomar, Sandy, INF-OF (1967-69)  
 Alomar Jr., Sandy, C (2001-04, '06)  
 Altizer, Dave, OF-INF (1909)  
 Altrock, Nick, P (1903-09)  
 Alvarado, Luis, INF (1971-74)  
 Alvarez, Wilson, P (1991-97)  
 Anderson, Brian, OF (2005-09)  
 Anderson, Bryan, C (2013)  
 Anderson, Harold, OF (1932)  
 Anderson, John, OF-INF (1908)  
 Anderson, Larry, P (1977)  
 Andrews, Mike, INF-DH (1971-73)  
 Andujar, Luis, P (1995-96)  
 Aparicio, Luis, INF (1956-62, 68-70)  
 Appleton, Peter, P (1940-42)  
 Appling, Luke, INF (1930-50)  
 Archdeacon, Maurice, OF (1923-25)  
 Arias, Rudy, P (1959)  
 Armbruster, Charles, C (1907)  
 Arrigo, Jerry, P (1970)  
 Ash, Ken, P (1925)  
 Assenmacher, Paul, P (1994)  
 Atz, Jake, INF-OF (1907-09)  
 Autry, Martin "Chick," C (1929-30)  
 Averill, Earl Jr., C (1960)  
 Axelrod, Dylan, P (2011-13)

## B (150)

Bahnsen, Stan, P (1972-75)  
 Baines, Harold, OF-DH (1980-89, '96-97, 2000-01)  
 Bajenaru, Jeff, P (2004-05)  
 Baker, Floyd, INF-OF (1945-51)  
 Baker, Howard, INF (1914-15)  
 Baker, Jesse, P (1911)  
 Baldwin, Dave, P (1973)  
 Baldwin, James, P (1995-2001)  
 Bannister, Alan, OF-INF-DH (1976-80)  
 Bannister, Floyd, P (1983-87)  
 Barcelo, Lorenzo, P (2000-02)  
 Barnabe, Charles, P (1927-28)  
 Barnes, Emile "Red," OF (1930)  
 Barnes, Richard, P (1982)  
 Barnes, Robert, P (1924)  
 Barojas, Salome, P (1982-84)  
 Barrett, Bill, OF-INF (1923-29)  
 Barios, Francisco, P (1974, 76-81)  
 Barrows, Roland "Cuke," OF (1909-12)  
 Bartholomew, Les, P (1932)  
 Bassitt, Chris, P (2014)  
 Battey, Earl, C (1955-59)  
 Battle, Jim, INF (1927)

Batts, Matt, C (1954)  
 Baumann, Frank, P (1960-64)  
 Baumer, Jim, INF (1949)  
 Baumgarten, Ross, P (1978-81)  
 Beall, John, OF (1913)  
 Beard, Ted, OF (1957-58)  
 Bearden, Gene, P (1953)  
**Beck, Chris (2015-)**  
**Beckham, Gordon, INF (2009-15)**  
 Beirne, Kevin, P (2000)  
 Bejma, Ollie, INF (1939)  
 Belcher, Tim, P (1993)  
 Belisario, Ronald, P (2014)  
 Bell, Gary, P (1969)  
 Bell, George, DH-OF (1992-93)  
 Bell, Kevin, INF-OF-DH (1976-80)  
 Bell, Ralph, P (1912)  
 Belle, Albert, OF (1997-98)  
 Belle, Esteban, INF (1991-92)  
 Belter, Charles "Chief," P (1925)  
 Bennett, Joe "Bugs," P (1921)  
 Benz, Joe, P (1911-19)  
 Berg, Jason, P (1993-98)  
 Berger, Moe, C-INF (1926-30)  
 Berger, Joe, INF (1913-14)  
 Berger, Lou "Boze," INF (1937-38)  
 Berghammer, Marty, INF (1911)  
 Bermazard, Tony, INF (1981-83)  
 Berran, Dennis, OF (1912)  
 Berry, Charles, C (1932-33)  
 Berry, Claude, C (1904)  
 Berry, Cornelius John, INF (1953)  
 Berry, Ken, OF-INF (1962-70)  
 Bertotti, Mike, P (1995-97)  
 Betemit, Wilson, INF (2009)  
 Biddle, Rocky, P (2000-02)  
 Biggs, Charles, P (1932)  
 Bischoff, John, C (1925)  
 Bithorn, Hi, P (1947)  
 Blittiger, Jeff, P (1988-89)  
 Black, Bill "Jigger," INF (1924)  
 Blackburn, Foster, P (1921)  
 Blackburne, Lena, INF-P (1910-12, '14-15, '27, '29)  
 Blackberry, George, OF (1928)  
 Blanco, Ossie, INF-OF (1970)  
 Blankenship, Homer, P (1922-23)  
 Blankenship, Ted, P (1922-30)  
 Block, Bruno, C (1910-12)  
 Blomberg, Ron, OF-DH (1978)  
 Blue, Lu, INF (1931-32)  
 Blum, Geoff, INF (2005)  
 Bocek, Milton, OF (1933-34)  
 Boken, Bob, INF (1934)  
 Bolton, Greg, P (1965-66)  
 Bolton, Rod, P (1993, '95)  
 Bonds, Bobby, OF-DH (1978)  
**Bonifacio, Emilio, INF (2015)**  
 Bonilla, Bobby, INF-OF (1986)  
 Bonura, Zeky, INF (1934-37)  
 Booker, Buddy, C (1968)  
 Boone, Ike, OF (1927)  
 Boone, Ray, INF (1958-59)  
 Borchard, Joe, OF (2002-05)  
 Bordagaray, Stan "Frenchy," OF (1934)  
 Borders, Pat, C (1996)  
 Borgmann, Glenn, C (1980)  
 Borton, Bill "Babe," INF (1912-13)  
 Boshay, Thad, OF-DH (1978-80)  
 Boston, Daryl, OF-DH (1984-90)  
 Bourgeois, Jason, INF (2008)  
 Bowers, Grover "Billy," OF (1949)  
 Bowler, Grant, P (1931-32)  
 Bowles, E.J., P (1922)  
 Bowser, Jim "Red," OF (1910)  
 Boyd, Robert, INF-OF (1951, 53-54)  
 Boyer, Ken, INF (1967-68)  
 Boyles, Harry, P (1938-39)  
 Bradford, Chad, P (1998-2000)  
 Bradford, Charles "Buddy," OF-DH (1966-70, 72-75, '76)

Bradley, Fred, P (1948-49)  
 Bradley, Phil, OF-DH (1990)  
 Bradley, Scott, C-DH (1986)  
 Bradley, Tom, P (1971-72)  
 Brady, Doug, INF (1995)  
 Brain, David, INF (1901)  
**Brantly, Rob, C (2015-)**  
 Bratschi, Fred, OF (1921)  
 Bravo, Angel, OF (1969)  
 Braxton, Garland, P (1930-31)  
 Breazeale, Jim, INF-DH (1978)  
 Brennan, Tom, P (1984)  
 Breton, Jimmy, INF (1913-15)  
 Brett, Ken, P (1976-77)  
 Brice, Alan, P (1961)  
 Brideweser, James, INF (1955-56)  
 Brief, Tony "Bunny," INF (1915)  
 Brinkman, Chuck, C (1969-74)  
 Broadway, Lance, P (2007-09)  
 Brohager, Jack, INF-DH (1976-77)  
 Brosnan, James, P (1963)  
 Brown, Clint, P (1936-40)  
 Brown, Delos, PH (1914)  
 Brown, Dick, C (1960)  
 Brown, Hal, P (1951-52)  
 Brown, Joseph, P (1927)  
 Browne, George, OF (1910)  
 Bruner, Jack, P (1949-50)  
 Bruney, Brian, P (2011-12)  
 Brusstar, Warren, P (1982)  
 Buber, Harold, PH (1922-87)  
 Buehrle, Mark, P (2000-11)  
 Buford, Don, INF-OF (1963-67)  
 Bukvich, Ryan, P (2007)  
 Burgess, Forrest "Smoky," C (1964-67)  
 Burke, Jamie, C (2003-05)  
 Burke, Jimmy, INF (1901)  
 Burks, Ellis, OF (1993)  
 Burns, Bill "Sleepy," P (1909-10)  
 Burns, Britt, P (1978-85)  
 Burns, Joseph, C (1924)  
 Busby, Jim, OF (1950-52, '55)  
 Buzhardt, John, P (1962-67)  
 Byrd, Harry, P (1925-56)  
 Byrne, Jerry, P (1929)  
 Byrne, Robert, INF (1917)  
 Byrne, Tommy, P (1953)

## C (124)

**Cabrera, Melky, OF (2015-)**  
 Cabrera, Orlando, INF (2008)  
 Cadore, Leon, P (1923)  
 Cain, Merritt "Sugar," P (1936-38)  
 Cain, Robert, P (1949-51)  
 Calthamer, George, C (1934)  
 Calderon, Ivan, OF (1986-90, '93)  
 Caldwell, Earl, P (1945-48)  
 Callahan, Jim "Nixey," OF-INF-P (1901-05, '11-13)  
 Callison, John, OF (1958-59)  
 Cameron, Mike, OF (1995-98)  
 Campbell, Bruce, OF (1930-32)  
 Cangelosi, John, OF-DH (1985-86)  
 Canseco, Jose, DH/OF (2001)  
 Caraway, Pat, P (1930-32)  
 Carey, Andy, INF (1961)  
 Carlos, Francisco, P (1967-69)  
 Carlton, Steve, P (1986)  
 Carnett, Ed, OF-INF-P (1944)  
 Carrasco, D. J., P (2008-09)  
 Carrasquel, Alex, P (1949)  
 Carrasquel, Alfonso "Chico," INF (1950-55)  
 Carreon, Camilo, C (1959-64)  
 Carroll, Clay, P (1976-77)  
**Carroll, Scott, P (2014-)**  
 Carter, Jeff, P (1991)  
 Caruso, Mike, INF (1998-99)  
 Cary, Chuck, P (1993)  
 Casanova, Raul, C (2005)  
 Cash, Norm, INF-OF (1958-59)  
 Casian, Larry P (1998)

Castillo, Carlos, P (1997-99)  
 Castillo, Tony, P (1996-98)  
 Castino, Vince, C (1943-45)  
 Casner, Paul, P (1923)  
 Castro, Ramon, C (2009-11)  
 Castro, Simon, P (2013)  
 Cater, Danny, OF-INF (1965-66)  
 Causey, Wayne, INF (1966-68)  
 Cavarretta, Phil, INF-OF (1954-55)  
 Cedeno, Domingo, INF (1996)  
 Chakales, Robert, P (1955)  
 Chamberlain, Joe, INF (1934)  
 Chamberlain, William, P (1932)  
 Chapman, Ben, OF (1941)  
 Chappas, Harry, INF-DH (1978-80)  
 Chappell, Larry, OF (1913-15)  
 Chase, Hal, INF-OF (1913-14)  
 Chelini, Italo Vincent, P (1935-37)  
 Chouinard, Felix, OF-INF (1910-11)  
 Chouneau, Bill "Chief," P (1910)  
 Christensen, McKay, OF (1999-2001)  
 Christian, Robert, OF (1969-70)  
 Christmas, Steve, C (1984)  
 Christopher, Lloyd, OF (1947)  
 Cicotte, Eddie, P (1912-20)  
 Cintron, Alex, INF (2006-07)  
 Cissell, Chalmers "Bill," INF (1928-32)  
 Citarella, Ralph, P (1987)  
 Clancy, John "Bud," INF (1924-30)  
 Clark, Alfred, OF-INF (1953)  
 Clark, Bryan, P (1986-87)  
 Clark, Harry "Pep," INF (1903)  
 Clarke, Richard, INF (1944)  
 Clayton, Royce, INF (2001-02)  
 Clemons, Chris, P (1997)  
 Cleto, Maikel, P (2014)  
 Coan, Gil, OF (1955)  
 Cochrane, Dave, INF (1966)  
 Coggins, Rich, OF-DH (1976)  
 Colavito, Rocky, OF (1967)  
 Colburn, Mike, C-DH (1978-79)  
 Cole, Bert, P (1927)  
 Cole, Willis, OF (1909-10)  
 Coleman, Ray, OF (1951-52)  
 Collins, Eddie, INF (1915-26)  
 Collins, John "Shano," OF (1910-20)  
 Colon, Bartolo, P (2003, '09)  
 Colucio, Bob, OF (1975, '77)  
 Conde, Ramon, INF (1962)  
 Conlan, John "Jocko," OF (1934-35)  
 Connally, George "Sarge," P (1921-29)  
 Connolly, Bill, P (1950)  
 Connors, Merv, INF (1937-38)  
 Consuegra, Sandy, P (1953-56)  
 Contreras, Jose, P (2004-09)  
 Contreras, Nardi, P (1980)  
 Cook, Dennis, P (1994)  
 Coombs, Cecil, OF (1914)  
 Cora, Joey, INF-DH (1991-94)  
 Cordero, Wil, INF-OF (1998)  
 Corey, Ed, P (1918)  
 Corhan, Roy, INF (1911)  
 Correa, Edwin, P (1985)  
 Cortazzo, John "Shine," PH (1923)  
 Cotts, Neal, P (2003-06)  
 Courtney, Clint, C (1955)  
 Courtney, Harry, P (1922)  
 Covington, Wes, OF (1961)  
 Cowley, Joe, P (1986)  
 Cox, Ernie, P (1922)  
 Cox, Leslie, P (1928)  
 Cox, George, P (1926)  
 Crabb, James Roy, P (1912)  
 Craig, Rodney, OF (1986)  
 Crede, Joe, INF (2000-08)  
 Crider, Jerry, P (1970)  
 Cron, Chris, INF (1992)  
 Crouse, Clyde "Buck," C (1923-30)  
 Cruz, Henry, OF-DH (1977-78)

# ALL-TIME ROSTER

Cruz, Julio, INF-DH (1983-86)  
 Cruz, Nelson, P (1997-98)  
 Cruz, Todd, INF (1980)  
 Cruz, Tommy, OF (1977)  
 Cuccinello, Tony, INF (1943-45)  
 Cuellar, Charlie, P (1950)  
 Cullen, Tim, INF (1968)  
 Culler, Dick, INF (1943)  
 Cunningham, Joe, INF-OF (1962-64)  
 Curtwright, Guy, OF (1943-46)  
 Cvegnog, Mike, P (1923-25)

## D (189)

Daglia, Peter, P (1932)  
 Dahike, Jerry, P (1956)  
 Dal Canton, Bruce, P (1977)  
 Dalesandro, Mark, C (2001)  
 Daly, Thomas, INF (1902-03)  
 Daly, Tom, OF-C-1NF (1913-15)  
 Danekey, Pat, P (1999)  
 Danforth, Dave, P (1916-19)  
**Danks, John, P (2007-)**  
 Danks, Jordan, OF (2012-14)  
 Danks, Brandon, Vic, P (2004)  
 Darwin, Danny, P (1997)  
 Darwin, Jeff, P (1996-97)  
 Dashiell, Wally, INF (1924)  
 Daubach, Brian, INF-OF (2003)  
 Davenport, Joe, P (1999)  
 Davenport, Joubert, P (1921-24)  
 Davis, Ben, C (2004)  
 Davis, Frank "Dixie," P (1915)  
 Davis, George, INF (1902, '04-09)  
 Davis, Isaac, INF (1924-25)  
 Davis, Joel, P (1985-88)  
 Davis, John, P (1988-89)  
 Davis, Tommy, OF-1NF (1968)  
 Dawley, Bill, P (1986)  
 Day, Dewon, P (2007)  
 De Aza, Alejandro, OF (2010-14)  
 Debusschere, Dave, P (1962-63)  
 DeGeron, Mike, P (1961-63)  
 DeLeon, Jose, P (1986-87, 1993-95)  
 Delhi, Lee "Flame," P (1912)  
 Dellairo, Jason, INF (1999)  
 Delsing, Jim, OF (1948, '56)  
 DeMaestri, Joe, INF (1951)  
 Demmitt, Ray, OF (1914-15)  
 Denson, Drew, INF (1993)  
 Dent, Russel "Bucky," INF (1973-76)  
 Dente, Sam, INF-OF (1952-53)  
 Derrington, Jimmy, P (1956-57)  
 DeSa, Joe, INF-DH (1985)  
 Devereaux, Mike, OF (1995)  
 DeViveiros, Bernie, INF (1924)  
 DeVormer, Al, C-OF (1918)  
 Diaz, Felix, P (2004)  
 Diaz, Mike, INF (1988)  
 Dibble, Rob, P (1995)  
 Dickey, George, C (1941-42, '46-47)  
 Dickshot, John, OF (1944-45)  
 Dietrich, Bill, P (1936-46)  
 Dillard, Steve, INF (1982)  
 Dillinger, Robert, INF (1951)  
 Dilone, Miguel, OF (1983)  
 Dobb, John, P (1924)  
 Dobernic, Jess, P (1939)  
 Dobsom, Joe, P (1951-53)  
 Doby, Larry, OF (1956-59)  
 Dolan, Pat, OF-1NF (1903)  
 Donahue, John "Jiggs," INF (1904-09)  
 Donovan, Dick, P (1955-60)  
 Dorish, Harry, P (1951-55)  
 Dorman, Dwight "Dutch," C (1923)  
 Dotel, Octavio, P (2008-09)  
 Dotson, Richard, P (1979-87, '89)  
 Dougherty, Pat, OF (1906-11)  
 Dougherty, Tom, P (1904)  
 Douglas, Phil, P (1912)  
 Downs, Scott, P (2014)  
 Drabek, Doug, P (1997)  
 Downing, Brian, C-OF-1NF (1973-77)

**Drabek, Kyle, P (2015)**  
 Drabowsky, Moe, P (1972)  
 Dransfeldt, Kelly, INF (2004)  
 Draheim, Brian, P (1991, '93)  
 Drees, Tom, P (1991)  
 Dropp, Walt "Moose," INF (1955-58)  
 Duff, Cecil, P (1922)  
 Dugan, Dan, P (1928-29)  
**Duke, Zach, P (2015-)**  
 Dundon, Gus, INF (1904-06)  
 Dunkle, Davey, P (1907)  
 Dunn, Adam, DH/1B (2011-14)  
 Dunne, Mike, P (1992)  
 Dupepe, Frank, P (1901)  
 Durham, Ed "Bull," P (1933)  
 Durham, Jimmy, P (1902)  
 Durham, Ray, INF (1995-2002)  
 Dyzinski, Jerry, INF-DH (1983-84)  
 Dye, Jermaine, OF (2005-09)  
 Dykes, Jimmy, INF (1933-39)

## E (388)

Earnshaw, George, P (1934-35)  
 Easterly, Ted, C (1912-13)  
**Eaton, Adam (2014-)**  
 Eaves, Vallie, P (1939-40)  
 Eddy, Don, P (1970-71)  
 Eden, Mike, INF (1978)  
 Edmondson, Paul, P (1969)  
 Edwards, Henry, OF (1952)  
 Edwards, Jim Joe, P (1925-26)  
 Edwards, Wayne, P (1989-91)  
 Egan, Tom, C-1NF (1971-72)  
 Egbert, Jack, P (2009)  
 Eichrodt, Fred, OF (1931)  
 Eila, Lee, INF (1966)  
 Eldred, Cal, P (2000-01)  
 Elliott, Bob, INF-OF (1953)  
 Ellis, Sammy, P (1969)  
 Elish, Roy, OF-1NF (1923-25)  
 Embree, Alan, P (2001)  
 Embrey, Charlie "Slim," P (1923)  
 English, Charles, INF (1932-33)  
 Ennis, Del, OF (1959)  
 Enright, George, C (1976)  
 Ens, Anton "Mutz," INF (1912)  
 Erautt, Joseph, C (1950-51)  
 Erstad, Darin, OF (2007)  
 Escarrega, Ernesto, P (1982)  
 Escobar, Eduardo, INF (2011-12)  
 Esposito, Sam, INF-OF (1952, '55-63)  
 Esser, Mark, P (1979)  
 Essian, Jim, C-1NF (1976-77, '81)  
 Evans, Art "Bill," P (1932)  
 Evans, Bill, P (1949)  
 Evans, Russ "Red," P (1936)  
 Everett, Carl, OF (2003-05)  
 Evers, Johnny, INF (1922)  
 Ewing, Sam, INF-DH (1973, '76)  
 Eyre, Scott, P (1997-2000)

## F (64)

Faber, Urban "Red," P (1914-33)  
 Fabregas, Jorge, C (1997)  
 Fain, Ferris, INF (1953-54)  
 Falk, Bibb, OF (1920-28)  
 Fallon, Bob, P (1984-85)  
 Farley, Bob, INF-OF (1962)  
 Farmer, Ed, P (1979-81)  
 Farrell, Kerby, INF (1945)  
 Fautsch, Joe, PH (1916)  
 Fehring, Dutch, C (1934)  
 Felsch, Oscar "Happy," OF (1915-20)  
 Fenner, Horace, P (1921)  
 Fernandes, Ed, C (1946)  
 Fernandez, Alex, P (1990-96)  
 Ferrarese, Don, P (1980)  
 Fieber, Clarence, P (1932)  
 Fields, Josh, INF (2006-09)  
 Fiene, Louis, P (1906-09)  
 Filson, Pete, P (1985)  
 Firovodi, Steve, P (1986)  
 Fischer, Bill, P (1956-58)

Fischer, Carl, P (1935)  
 Fisher, Eddie, P (1962-66, '72-73)  
 Fisher, Jack, P (1968)  
 Fisk, Carlton, C-OF-1NF (1981-93)  
 Flaherty, Patrick, P (1903-04)  
 Flanigan, Thomas, P (1954)  
 Flannery, John, INF-DH (1977)  
 Flaskammer, Ray, INF (1927)  
 Fletcher, Scott, INF (1983-85, '89-91)  
**Flowers, Tyler, C (2009-15)**  
 Floyd, Gavin, P (2007-13)  
 Fogg, Josh, P (2001)  
 Foley, Marv, C-1NF-DH (1978-80, '82)  
 Fonseca, Lee, INF-OF-P (1931-33)  
 Fonville, Chad, INF (1997)  
 Ford, Eugene, P (1938)  
 Fordham, Tom, P (1997-98)  
 Fordyce, Brook, C (1999-2000)  
 Foreman, August "Happy," P (1924)  
 Fornieles, Mike, P (1953-56)  
 Forster, Terry, P (1971-76)  
 Fortner, Tim, P (1995)  
 Foster, Clarence "Pop," OF-1NF (1901)  
 Foster, George, OF-DH (1986)  
 Fothergill, Robert, OF (1930-32)  
 Foulke, Keith, P (1997-2002)  
 Fournier, Jack, INF-OF (1912-17)  
 Fox, Nelson, INF (1950-63)  
 Frailing, Ken, P (1972-73)  
 Francisco, Frank, P (2014)  
 Franco, Julio, DH-1NF (1994)  
 Francona, Tito, OF (1998)  
 Frasier, Vic, P (1931-33, '39)  
 Frasier, Jason, P (2011)  
 Frazier, Lou, OF (1998)  
 Freeman, Marvin, P (1996)  
 Fresse, Gene, INF (1960, '65-66)  
 Freeze, Jake, P (1925)  
 French, Charles, INF-OF (1910)  
 French, Ray, INF (1924)  
 Frost, Dave, P (1977)  
 Fukudome, Kosuke, OF (2012)  
 Funk, Elias, P (1932-33)

## G (73)

Gabler, Frank, P (1938)  
 Gallagher, Dave, OF-DH (1988-90)  
 Gallivan, Phil, P (1932, '34)  
 Gamble, Oscar, OF-DH (1977, '85)  
**Garcia, Avisail, OF (2013-)**  
**Garcia, Leury, INF (2013-)**  
 Gandil, Charles "Chick," INF (1910, '17-19)  
 Garcia, Freddy, P (2004-06, '09-10)  
 Garcia, Mike, P (1960)  
 Garcia, Ramon, P (1991)  
 Garland, Jon, P (2000-07)  
 Garland, Louis, P (1931)  
 Garr, Ralph, OF-DH (1976-79)  
 Garrity, Francis, C (1931)

Garvin, Virgil, P (1902)  
 Gaston, Milton, P (1932-34)  
 Gates, Joe, INF-DH (1978-79)  
 Gebrinan, Pete, P (1947)  
 Geddes, Jim, P (1972-73)  
 Gerlach, John, INF (1938-39)  
 Gettel, Allen, P (1948-49)  
 Getz, Chris, INF (2008-09)  
 Gick, George, P (1937-38)  
 Gilbert, Mark, OF (1985)  
 Giles, Brian, INF (1986)  
 Gillenwater, Claryl, P (1923)  
**Gillaspie, Connor, INF (2013-15)**  
 Gillespie, Robert, P (1947-48)  
 Ginnel, Hector, C (2012-13)  
 Ginsberg, Joe, C (1960-61)  
 Ginter, Matt, P (2000-03)  
 Gleason, William "Kid," INF (1912)  
 Gleaton, Jerry Don, P (1984-85)  
 Gload, Ross, INF (2004-06)  
 Glover, Gary, P (2001-03)  
 Gobble, Jimmy, P (2009)  
 Gogolewski, Bill, P (1975)  
 Goldsberry, Gordon, INF-OF (1949-51)  
 Goletz, Stan, PH (1941)  
 Gonzalez, Andy, INF-OF (2007)  
 Gonzalez, Miguel, C (2013)  
 Good, Wilbur, OF (1918)  
 Goodell, John, P (1928)  
 Goodman, Bill, INF (1958-61)  
 Goodwin, Jim, P (1948)  
 Gordon, Tom, P (2003)  
 Gossage, Rich "Goose," P (1972-76)  
 Grabowski, John, C-1NF (1924-26)  
 Graffanino, Tony, INF (2000-03)  
 Graham, Roy, C (1922-23)  
 Granger, Wayne, P (1974)  
 Grant, Jimmy, INF (1942-43)  
 Gray, Jeff, P (2011)  
 Gray, Lorenzo, INF-DH (1982-83)  
 Gray, Ted, P (1955)  
 Grebeck, Craig, INF (1990-95)  
 Green, Danny, OF (1902-05)  
 Greene, Tyler, INF (2013)  
 Gregory, Paul, P (1932-33)  
 Griffey Jr., Ken, OF (2008)  
 Griffith, Clark, P-OF (1901-02)  
 Grilli, Jason, P (2004)  
 Grimsley, Ross, P (1951)  
 Grissom, Marv, P (1952)  
 Groth, Ernie, P (1949)  
 Groth, John, OF (1954-55)  
 Grove, Orval, P (1940-49)  
 Grube, Frank, C (1931-33, '35-36)  
**Guerra, Javy, P (2014-15)**  
**Guerra, Junior, P (2015)**  
 Guillen, Ozzie, INF-DH (1985-97)  
 Gulley, Thomas, OF (1926)  
 Gumpert, Randy, P (1948-51)



Freddy Garcia was the White Sox winning pitcher in Game 4 of the 2005 ALCS and World Series.



Ozzie Guillen was named to three All-Star Teams in 13 seasons with the White Sox.

FRONT OFFICE

FIELD STAFF

PLAYERS

OPPONENTS

2015 REVIEW

HISTORY

RECORDS

MINOR LEAGUES

MEDIA/MISC.

# ALL-TIME ROSTER

## H (187)

Haas, Bert, INF-OF (1951)  
 Haas, George "Mule," OF-INF (1933-37)  
 Hacker, Warren, P (1961)  
 Hadley, Inv "Bump," P (1932)  
 Haefner, Mickey, P (1949-50)  
 Haeger, Charlie, P (2006-07)  
 Haley, Bud, OF (1935)  
 Hahn, Ed, OF (1906-10)  
 Haid, Hal, P (1933)  
 Hairston, Jerry, OF-INF (1973-77, '81-90)  
 Hairston, Sam, C (1951)  
 Hajduk, Chester, PH (1941)  
 Hail, Joe, OF (1994)  
 Hall, Toby, C (2007-08)  
 Hallett, John, P (1940-41)  
 Hallman, Bill, OF (1903)  
 Hamilton, Dave, P (1975-77)  
 Hamilton, Jack, P (1969)  
 Hamilton, Steve, P (1970)  
 Hammaker, Atee, P (1994-95)  
 Hamner, Ralph, P (1946)  
 Hancock, Fred, INF-OF (1949)  
 Hansen, Ron, INF (1963-69)  
 Hanski, Don, INF-P (1943-44)  
 Happenny, John, INF (1923)  
 Hardgrove, Pat, PH (1918)  
 Hardy, Jack, P (1989)  
 Harrell, Lucas, P (2010-11)  
 Harris, Dave, OF (1930)  
 Harris, Spence, OF (1925-26)  
 Harris, Willie, INF-OF (2002-05)  
 Harrist, Earl, P (1947-48, '53)  
 Harshman, Jack, P-INF (1954-57)  
 Hart, Jim "Hub," C (1905-07)  
 Hartman, Fred, INF (1901)  
 Harvey, Ed, OF-P (1901)  
 Hasbrook, Bob "Ziggy," INF (1916-17)  
 Hassey, Ron, C-DH (1986-87)  
 Hatfield, Fred, INF (1956-57)  
 Hatton, Grady, INF (1954)  
 Hayes, Frank "Blimp," C (1946)  
 Hayes, Jackie, INF (1932-40)  
 Haynes, Joe, P (1941-48)  
 Heath, Bill, C (1965)  
 Heath, Deunte, P (2012-13)  
 Heath, Spencer, P (1920)  
 Heathcott, Mike, P (1998)  
 Heim, Val, OF (1942)  
 Held, Woodie, OF-INF (1968-69)  
 Hemmond, Scott, C-INF (1992)  
 Hemphill, Frank, OF (1906)  
 Henderson, Joe, P (1974)  
 Henderson, Ken, OF-DH (1973-75)  
 Henline, Wally "Butch," C (1930-31)  
 Henry, Frank "Dutch," P (1929-30)  
 Herbert, Ray, P (1961-64)  
 Hermanson, Dustin, P (2005-06)  
 Hernandez, Orlando, P (2005)  
 Hernandez, Pedro, P (2012)  
 Hernandez, Roberto, P (1991-97)  
 Hernandez, Rudy, INF (1972)  
 Herring, Art "Red," P (1939)  
 Herrmann, Ed, C-DH (1967, '69-74)  
 Hershberger, Mike, OF (1961-64, '71)  
 Heving, Joe, P (1933-34)  
 Heydon, Mike, C (1904)  
 Hibbard, Greg, P (1989-92)  
 Hickey, Kevin, P (1981-83)  
 Hickman, Charlie, INF (1907)  
 Hicks, Jim, OF-INF (1964-66)  
 Hicks, Joe, OF (1959-60)  
 Higdon, Bill, OF (1949)  
 Higgins, Denny, P (1966-67)  
 Hill, Donnie, INF-DH (1987-88)  
 Hill, Ken, P (2000)  
 Hill, Marc, C-INF-DH (1981-86)  
 Hillegas, Shawn, P (1988-90)  
 Hinton, Rich, P (1971, '75, '78-79)  
 Hoag, Myril, OF (1941-42, '44)  
 Hockett, Orris, OF (1945)

Hodapp, Johnny, OF-INF (1932)  
 Hodge, Clarence "Shovel," P (1920-22)  
 Hodgins, Ralph, OF-INF (1943-44, '46-48)  
 Hoffman, Clarence, OF (1929)  
 Hoffman, Guy, P (1979-80, '83)  
 Hollingsworth, Ken, P (1950-52)  
 Holcomb, W, A (1946)  
 Holmes, James "Ducky," OF (1903-05)  
 Hooper, Harry, OF (1921-25)  
 Hopkins, Galt, INF-C (1968-70)  
 Hopkins, Mairy, INF (1934-35)  
 Horfen, Joel, P (1961-71)  
 Horton, Rick, P (1988)  
 Hottman, Ken, OF (1971)  
 Hough, Charlie, P (1991-92)  
 Hovik, Joe, P (1911)  
 Howard, Bruce, P (1963-67)  
 Howard, Chris, P (1993)  
 Howard, Fred, P (1979)  
 Howell, Millard "Dixie," P (1955-58)  
 Howitt, Dann, INF-OF (1994)  
 Hoy, Bob, P (1998-2002)  
 Hoy, Bill "Dummy," OF (1901)  
 Hoy, LaMarr, P (1979-84)  
 Hudson, Daniel, P (2009-10)  
 Hudson, Hal, P (1952-53)  
 Hudson, Orlando, INF (2012)  
 Huelmsman, Frank, OF (1904)  
 Huff, Michael, DH-OF (1991-93)  
 Hughes, Ed, C (1902)  
 Hughes, Jim, P (1983-87)  
 Hulet, Tim, INF-OF (1983-87)  
 Humber, Philip, P (2011-12)  
 Humphries, John, P (1941-45)  
 Hunnifield, Bill, INF (1926-30)  
 Huntz, Steve, INF (1971)  
 Hutchinson, Ira, P (1933)

## I (3)

Iguchi, Tadahito, INF (2005-07)  
 Infante, Gregory, P (2010)  
 Isbell, Frank, INF-OF-P-C (1901-09)

## J (69)

Jackson, Bo, DH-OF (1991-93)  
 Jackson, Charles, PH (1915)  
 Jackson, Darren, OF (1994, '99)  
 Jackson, Edwin, P (2010-11)  
 Jackson, "Sholess" Joe, OF (1915-20)  
 Jackson, Mike, P (2004)  
 Jackson, Ron, INF (1954-59)  
 Jacobs, Elmer, P (1927)  
 Jacobs, Otto, C (1918)  
 Jacques, Pat, P (1971)  
 James, Bill, P (1919)  
 James, Bob, P (1985-87)  
 Janeski, Gerry, P (1970)  
 Jasper, Harry "Hi," P (1914-15)  
 Jefferson, Jesse, P (1975-76)  
 Jeffries, Irving, INF (1930-31)  
 Jenkins, Joe, C (1917, '19)  
 Jenkins, John, INF (1922)  
 Jenks, Bobby, P (2005-10)  
**Jennings, Dan, P (2015-)**  
 Jeter, John, OF-DH (1973)  
 Jeter, Shawn, OF (1992)  
 Jimenez, D'Angelo, INF (2002-03)  
 John, Tommy, P (1965-71)  
 Johns, Pete, INF (1915)  
 Johnson, Bart, P (1969-74, '76-77)  
 Johnson, Charles, C (2000)  
 Johnson, Connie, P (1953, '55-56)  
 Johnson, Dan, INF (2012)  
 Johnson, Dane, P (1994)  
 Johnson, Darrell, C (1952)  
 Johnson, Daron, INF-DH (1975)  
 Johnson, Don, P (1954)  
 Johnson, Ellis, P (1912, '15)  
**Johnson, Ernie, P (2013-)**  
 Johnson, Ernie, INF (1912, '21-23)  
 Johnson, Johnny, P (1945)  
 Johnson, Lamar, INF-OF-DH (1974-81)

Johnson, Lance, OF (1988-95)  
 Johnson, L.D., C-DH (1978)  
 Johnson, Mark, C (1998-2002)  
**Johnson, Michah, INF (2015)**  
 Johnson, Randy, OF-INF (1980)  
 Johnson, Stan, OF (1960)  
 Johnston, Jimmy, OF (1911)  
 Johnstone, Jay, OF (1971-72)  
 Jok, Stan, INF-OF (1954-55)  
 Jolley, Smead, OF (1930-32)  
 Jones, Al, P (1983-85)  
 Jones, Andrew, OF (2010)  
 Jones, Barry, P (1988-90, '93)  
 Jones, Bill "Tex," INF (1911)  
 Jones, Charlie, OF (1904)  
 Jones, Cleon, OF-DH (1976)  
 Jones, Davy, OF (1913)  
 Jones, Fielder, OF (1901-08)  
 Jones, Grover "Deacon," INF (1962-63, '66)  
 Jones, Jake, INF (1941-42, '46-47)  
**Jones, Nate, P (2012-)**  
 Jones, Sam "Sad," P (1932-35)  
 Jones, Stacy, P (1996)  
 Jones, Steve, P (1967)  
 Jonnard, Clarence "Bubber," C (1920)  
 Jordan, Ray "Rip," P (1912)  
 Jordan, Tom, C (1944, '46)  
 Josephson, Duane, C (1965-70)  
 Jourdan, Ted, INF (1916-18, '20)  
 Joyce, Mike, P (1962-63)  
 Judson, Howard, P (1948-52)

## K (73)

Kaat, Jim, P (1973-75)  
 Kalin, Frank, PH (1943)  
 Kamm, Willie, INF (1923-31)  
 Kane, John, INF (1925)  
 Karchner, Matt, P (1995-98)  
 Karkovic, Ron, C-DH-OF (1986-97)  
 Katoli, John, P (1901-02)  
 Kavanaugh, Charlie "Silk," PH (1914)  
 Kealey, Steve, P (1971-73)  
 Keedy, Pat, INF-OF (1987)  
 Keegan, Bob, P (1953-58)  
 Kell, George, INF-OF (1954-56)  
 Kelly, Al "Red," OF (1910)  
 Kelly, Pat, OF-DH (1971-76)  
 Kemmerer, Russ, P (1960-62)  
 Kemp, Steve, OF-DH (1982)  
 Kennedy, Bill, P (1952)  
 Kennedy, Bob, INF-OF (1939-42, '46-48, '55-57)  
 Kennedy, Vern, P (1934-37)  
 Kenworthy, Dick, INF (1962, '64-68)  
 Keough, Joe, PH (1973)  
 Keppinger, Jeff, INF (2013-14)  
 Keniazakos, Gus, P (1950)  
 Kern, Jim, P (1982-83)  
 Kerr, Dick, P (1919-21, '25)  
 Kerr, John, INF (1929-31)  
 Kessinger, Don, INF (1977-79)  
 Keyser, Brian, P (1995-96)  
 Kiefer, Joe, P (1920)  
 Kimm, Bruce, C (1980)  
 Kinsey, Chad, P (1932-33)  
 Kinder, Ellis, P (1956-57)  
 King, Eric, C (1989-90)  
 King, Jim, OF-C (1967)  
 Kinney, Josh, P (2011)  
 Kinzy, Harry, P (1934)  
 Kirkwood, Don, P (1977)  
 Kirrene, Joe, INF (1950, '54)  
 Kittle, Ron, OF-1B (1982-86, '89-90, '91)  
 Klaerner, Hugo, P (1934)  
 Klages, Fred, P (1966-67)  
 Klepfer, Ed, P (1915)  
 Klieman, Ed, P (1949)  
 Klinger, Joe, C-INF (1930)  
 Kluzewski, Ted, INF (1959-60)  
 Knapp, Chris, P (1975-77)  
 Knickerbocker, Bill, INF (1941)  
 Knoop, Bobby, INF (1969-70)

Knott, Jack, P (1938-40)  
 Koch, Billy, P (2003-04)  
 Kolloway, Don, INF (1940-43, '46-49)  
 Konerko, Paul, INF (1999-2014)  
 Koonsman, Jerry, P (1981-83)  
 Kotsay, Mark, INF (2009-10)  
 Kowalik, Fabian, P (1932)  
 Kozar, Al, INF (1950)  
 Kravec, Ken, P (1975-80)  
 Kreevich, Mike, OF-INF (1935-41)  
 Kress, Ralph "Red," C (1911)  
 Kress, Charlie, INF (1949-50)  
 Kress, Ralph "Red," OF-INF (1932-33)  
 Kretlow, Lou, P (1950-53)  
 Kreuter, Chad, C (1996-98)  
 Kreutzer, Frank, P (1962-64)  
 Krsnick, Rocky, INF (1949, '52-53)  
 Kruk, John, DH-INF (1995)  
 Kucek, Jack, P (1974-78, '79)  
 Kuhel, Joe, INF (1938-43, '46-47)  
 Kuhn, Walter "Red," C (1912-14)  
 Kuntz, Rusty, OF-DH (1979-83)  
 Kusnyer, Art, C (1970)  
 Kutziar, Jerry, P (1990)  
 Kuzava, Robert, P (1949-50)

## L (84)

LaGrow, Lerrin, P (1977-79)  
 Lamabe, Jack, P (1966-67)  
 Lamline, Fred, P (1912)  
 Lamp, Dennis, P (1981-83)  
 Landenberger, Ken, INF (1952)  
 Landis, Jim, OF (1957-64)  
 Landrum, Jesse, INF (1938)  
 Lane, Dick, OF (1949)  
 Lange, Frank, P (1910-13)  
 LaPalm, Paul, P (1956-57)  
 LaPoint, Dave, P (1987-88)  
 Lapp, Jack, C (1916)  
**LaRocca, Adam, INF (2015-)**  
 Larsen, Don, P (1961)  
 Ray, Frank, P (1965)  
 Lathrop, Bill, P (1913-14)  
 Latman, Barry, P (1957-59)  
 LaValiere, Mike, C (1993-95)  
 Law, Rudy, OF-DH (1982-85)  
 Law, Vance, INF-OF-DH (1982-84)  
 Lawrence, Robert, P (1924)  
 Lazar, Danny, P (1968-69)  
 Leach, Terry, P (1992-93)  
 Lee, Carlos, OF (1999-2004)  
 Lee, Thornton, P (1937-47)  
 Lees, George, C (1921)  
 Leesman, Charlie, P (2013-14)  
 LeFlore, Ron, OF-DH (1981-82)  
 Lehner, Paul, OF (1951)  
 Leibold, Harry "Nemo," OF (1915-20)  
 Lifer, Elmer, OF-INF (1921)  
 Leitner, George, P (1902)  
 Lemon, Chet, OF-DH-INF (1975-81)  
 Lemon, Jim, OF-INF (1963)  
 Lemonds, Dave, P (1972)  
 Lenhardt, Don "Footsie," OF-INF (1951)  
 Leon, Eddie, INF-DH (1973-74)  
 Leopold, Rudy, P (1928)  
 Lepcio, Ted, INF (1961)  
 Lervett, Gorham "Dixie," P (1922-24, '26)  
 Levine, Al, P (1996-97)  
 Lewis, Darren, OF (1996-97)  
 Liefier, Jeff, INF-OF (1999-2002)  
 Lillibridge, Brent, INF (2009-12)  
 Lindsey, Shane, P (2011)  
 Lindsey, Bill, C (1987)  
 Lindsey, Doug, C (1993)  
 Lindstrom, Charlie, C (1958)  
 Lindstrom, Matt, P (2013-14)  
 Linebrink, Scott, P (2008-10)  
 Lirano, Francisco, P (2012)  
 Little, Bryan, INF (1985-86)  
 Littlefield, Dick, P (1951)  
 Loaiza, Esteban, P (2003-04, '08)  
 Locker, Bob, P (1965-69)



# ALL-TIME ROSTER

Lodigiani, Dario, INF (1941-42, '46)  
 Lofton, Kenny, OF (2002)  
 Logan, Boone, P (2006-08)  
 Lolic, Ron, OF (1971)  
 Lollar, Sherman, C-INF (1952-63)  
 Lollar, Tim, P (1985)  
 Long, Bill, P (1985, '87-90)  
 Long, Jeff, INF-OF (1964)  
 Long, Jim, C (1922)  
 Look, Dean, OF (1961)  
 Lopez, Eddie, P (1944-47)  
 Lopez, Jose, INF (2012)  
 Lopez, Pedro, INF (2005)  
 Lord, Harry, INF-OF (1910-14)  
 Lorraine, Andrew, P (1995)  
 Lovett, Merritt "Mem," PH (1933)  
 Loviglio, Jay, INF-DH (1981-82)  
 Lowdermilk, Grover, P (1919-20)  
 Low, Sean, P (1999-2001)  
 Lown, Omar "Turk," P (1958-62)  
 Lucy, Donny, C (2007, '10-11)  
 Lundquist, David, P (1999)  
 Lupien, Ulysses "Tony," INF (1948)  
 Luzinski, Greg, DH-INF (1981-84)  
 Lyle, Albert "Sparky," P (1982)  
 Lynn, Byrd, C (1916-20)  
 Lyons, Barry, C-INF-DH (1995)  
 Lyons, Steve, INF-OF-C-DH (1986-91)  
 Lyons, Ted, P-OF (1923-42, '46)  
 Little, Jim, OF (1972)

## M (154)

MacDougall, Mike, P (2006-)  
 Machado, Robert, C (1996-98)  
 Mack, Frank, P (1922-23, '25)  
 Mackowiak, Rob, OF-INF (2006-07)  
 Madjeski, Ed, C (1934)  
 Magnuson, Jim, P (1970-71)  
 Magoon, George, INF (1903)  
 Magrane, Joe, P (1996)  
 Mahoney, Bob, P (1951)  
 Majeski, Hank, INF (1950-51)  
 Maloney, Jule, OF (1925)  
 Malone, Eddie, C (1949-50)  
 Maltzberger, Gordon, P (1943-44, '46-47)  
 Malach, Carl, INF (1914)  
 Mangum, Leo, P (1924-25)  
 Mann, Johnny, INF (1928)  
 Manrique, Fred, INF (1987-89)  
 Manuel, Mark "Moxie," P (1908)  
 Manzanillo, Ravelo, P (1988)  
 Marcum, John, P (1939)  
 Maníñez, Jhan, P (2012)  
 Marlowe, Dick, P (1956)  
 Marquez, Isidro, P (1995)  
 Marquez, Jeff, P (2010)  
 Marsh, Freddie, INF-OF (1953-54)  
 Marshall, Willard, OF (1954-55)  
 Marte, Damoso, P (2002-05)  
 Martin, J.C., INF-C (1959-67)  
 Martin, Joe, INF (1938)  
 Martin, Morrie, P (1954-56)  
 Martin, Norberto, INF (1993-97)  
 Martinez, Carlos, INF-OF (1988-90)  
 Martinez, Dave, OF-INF (1995-97)  
 Martinez, Silvio, P (1977)  
 Martz, Randy, P (1983)  
 Masi, Phil, C (1950-52)  
 Masset, Nick, P (2007-08)  
 Matias, John OF-INF (1970)  
 Mattick, Wally "Chick," OF (1912-13)  
 Mauldin, Mark, INF (1934)  
 Maxwell, Charlie, OF-INF (1962-64)  
 May, Carlos, INF-OF-DH (1968-76)  
 May, Mitt, C (1979)  
 Maye, Lee, OF-INF (1970-71)  
 Mayer, Erskine, P (1919)  
 Mayer, Wally, C-INF (1911-12, '14-15)  
 McAleese, John, P (1901)  
 McAnany, Jim, OF (1958-60)  
 McBee, Pryor, P (1926)  
 McBride, Ken, P (1959-60)

McCabe, Dick, P (1922)  
 McCall, Brian, OF (1962-63)  
 McCarthy, Brandon, P (2005-06)  
 McCarthy, Tom, P (1988-89)  
 McCaskill, Kirk, P (1992-96)  
 McClellan, Harvey, INF-OF (1919-24)  
 McConnell, Ambrose, INF (1910-11)  
 McCormick, Mike, OF (1950)  
 McCraw, Tommy, INF-OF (1963-70)  
 McCray, Rodney, OF-DH (1990-91)  
 McCurdy, Marty, OF-INF (1926-28)  
 McDonald, Jim, P (1956-58)  
 McDowell, Jack, P (1987-88, '90-94)  
 McElroy, Chuck, P (1997)  
 McFarland, Ed, C-INF (1902-07)  
 McFarland, Herm, OF (1901-02)  
 McGhee, Ed, OF (1950, '54-55)  
 McGrothen, Lynn, P (1981)  
 McGrothlin, Jim, P (1973)  
 McGuire, Tom, P (1919)  
 McIlwain, Stover, P (1957-58)  
 McIntyre, Marty, OF (1911-12)  
 McKain, Harold, P (1929-32)  
 McKeon, Joel, P (1986-87)  
 McKinney, Rich, INF-OF (1970-71)  
 McLarry, Howard "Polly," PH (1912)  
 McLish, Cal, P (1961)  
 McMackin, Sam, P (1902)  
 McMahon, Don, P (1967-68)  
 McMullin, Fred, INF (1916-20)  
 McNair, Eric "Boob," INF (1939-40)  
 McNertney, Jerry, C (1964, '66-68)  
 McPherson, Dallas, INF (2011)  
 McWeeny, Doug, P (1921-22, '24)  
 Meale, Sam, OF-INF (1952-53)  
 Melon, Paul "Mollie," OF (1910-11)  
 Melton, Bill, INF-OF-DH (1968-75)  
 Melvin, Bob, C (1994)  
 Merriman, Lloyd, OF (1955)  
 Mertes, Sandow, INF-OF-C (1901-02)  
 Merullo, Matt, C-1B-DH (1989, '91-93)  
 Messenger, Bobby, OF (1909-11)  
 Metkovich, George, OF (1949)  
 Metzbig, Bill, INF (1944)  
 Metzler, Alex, OF (1927-30)  
 Meyer, Billy, C (1913)  
 Meyer, George, INF (1938)  
 Michaels, Cass, INF-OF (1943-50, '54)  
 Michaelson, John, P (1921)  
 Miles, Aaron, INF (2003)  
 Milledge, Lastings, OF (2011)  
 Miller, Bob, P (1970)  
 Miller, Corky, C (2009)  
 Miller, Frank, P (1913)  
 Miller, Walter "Jake," P (1933)  
 Minoso, Orestes "Minnie," OF-INF-DH (1951-57, '60-61, '64, '76, '80)  
 Miranda, Willie, INF (1952, '86)  
 Mitchell, Roy, P (1918)  
 Mognidge, George, P (1911-12)  
 Molina, Gustavo, C (2007)  
 Molinaro, Bobby, OF (1977-78, '80-81)  
 Moloney, Rich, P (1970)  
 Monroe, Larry, P (1976)  
**Montas, Frankie, P (2015)**  
 Monteagudo, Aurelio, P (1967)  
 Montero, Augustin, P (2006)  
 Moore, Alvin "Junior," OF-INF (1978-80)  
 Moore, Barry, OF (1970)  
 Moore, Jim, OF (1930)  
 Moore, Jimmy, P (1930-32)  
 Moore, Randy, OF (1927-28)  
 Moore, Ray, P (1958-60)  
 Morales, Rich, INF-OF (1967-73)  
 Moran, Carl "Bugs," P (1974)  
 Morehart, Ray, INF (1924, '26)  
 Morel, Brent, INF (2010-13)  
 Morarty, George, INF (1916)  
 Morman, Russ, INF-OF (1986, '88-89)  
 Morrison, Jim, INF-DH (1979-82)  
 Morrissey, Joseph "Jo Jo," INF (1936)  
 Moses, Gerry, C-INF (1975)

Moses, Wally, OF (1942-46)  
 Moss, Les, C (1955-58)  
 Mossi, Don, P (1964)  
 Mostil, Johnny, OF-INF (1918, '21-29)  
 Moulder, Glen, P (1948)  
 Mouton, Lyle, OF-DH (1995-97)  
 Mueller, Bill, OF (1942, '45)  
 Mueller, Don, P (1958-59)  
 Muleavey, Greg, INF (1930, '32)  
 Mullen, Charlie, INF-OF (1910-11)  
 Mulligan, Eddie, INF (1921-22)  
 Mullins, Fran, INF (1980)  
 Mulrenan, Dominic, P (1921)  
 Muñoz, Arní, P (2004)  
 Muñoz, Jose, INF (1996)  
 Mura, Steve, P (1983)  
 Murphy, Danny, P (1969-70)  
 Murphy, Eddie, OF-INF (1915-21)  
 Murray, George, P (1933)  
 Muser, Tony, INF-OF-DH (1971-75)  
 Myers, Brett, P (2012)  
 Myers, Mike, P (2007)  
 Myette, Aaron, P (1999-2000)

## N (134)

Nagel, Bill, INF (1945)  
 Nahorodny, Bill, C-INF-DH (1977-79)  
 Naleway, Frank, INF (1924)  
 Nash, Charles "Cotton," INF (1967)  
 Navarro, Jaime, P (1997-99)  
 Neis, Bernie, OF (1927)  
 Nelson, Andy, P (1908)  
 Nelson, Gene, P (1984-86)  
 Nelson, Glenn "Rocky," INF-OF (1951)  
 Nelson, Jeff, P (2006)  
 Nelson, Roger, P (1967)  
 Ness, Jack, INF (1916)  
 Neumeier, Dan, P (1972)  
 Newson, Warren, OF (1991-95)  
 Niarhos, Gus, C (1950-51)  
 Nicholas, Don, OF (1952, '54)  
 Nichols, Reid, OF-INF-DH (1985-86)  
 Nicholson, Dave, OF (1963-65)  
 Nielsen, Scott, P (1987)  
 Nieman, Bob, OF (1955-56)  
 Niemann, Randy, P (1984)  
 Nieto, Adrian, C (2014)  
 Nix, Jayson, INF (2009-10)  
**Noesi, Hector, P (2014-15)**  
 Nordbrock, Tim, INF-DH (1977)  
 Nordhagen, Wayne, OF-C-P (1976-81)  
 Norman, Bill, OF (1931-32)  
 Northey, Ron, OF-PH (1955-57)  
 Norton, Greg, INF (1996-2000)  
 Noyes, Wynn, P (1919)  
 Nunez, Johnny, P (2009)  
 Nyman, Chris, INF-OF-DH (1982-83)  
 Nyman, Jerry, P (1968-69)  
 Nyman, Nyls, OF-DH (1974-77)

## O (131)

O'Brien, Charlie, C (1998)  
 O'Brien, Syd, INF (1970)  
 O'Brien, Thomas "Buck," P (1913)  
 Odem, John "Blue Moon," P (1976)  
 Ohman, Will, P (2011-12)  
 Oliver, Miguel, C (2002-04)  
 Olmedo, Ray, INF (2012)  
 Olmstead, Fred, P (1908-11)  
**Olt, Mike, INF (2015-)**  
 Omogrosso, Brian, P (2012-13)  
 O'Malley, Tom, INF (1984)  
 O'Neill, Bill, OF (1906)  
 O'Neill, Emmett, P (1946)  
 Ordoñez, Magglio, OF (1997-2004)  
 Orenego, Jose, INF (1945)  
 Orta, Jorge, INF-OF-DH (1972-79)  
 Ortiz, Jose, OF (1969-70)  
 Osborn, Dan, P (1975)  
 Osinski, Dan, P (1969)  
 Osteen, Claude, P (1975)  
 Ostergard, Roy "Red," INF-PH (1921)

Ostrowski, John, OF-INF (1949-50)  
 Osuna, Antonio, P (2001-02)  
 O'Toole, Denny, P (1969-73)  
 O'Toole, Jim, P (1967)  
 Otten, Jim, P (1974-76)  
 Owen, Frank, P (1903-09)  
 Owen, Marv, INF (1938-39)  
 Owens, Frank, C (1909)  
 Owens, Jerry, OF (2006-09)  
 Ozuna, Pablo, INF (2005-08)

## P (183)

Paciorek, Tom, INF-OF-DH (1982-85)  
 Paddock, Del, INF (1912)  
 Pall, Donn, P (1988-93)  
 Paniagua, Jose, P (2003)  
 Pappi, Al, P (1955)  
 Papish, Frank, P (1945-48)  
 Parent, Freddy, INF-OF (1908-11)  
 Paris, Kelly, INF-DH (1988)  
 Parque, Jim, P (1998-2002)  
 Parsons, Casey, OF-DH (1983-84)  
 Pasek, John, C (1934)  
 Pasqua, Dan, OF-INF-DH (1988-94)  
 Patterson, Hamilton, OF (1909)  
 Patterson, Ken, P (1988-91)  
 Patterson, Reggie, P (1981)  
 Patterson, Roy, P (1901-07)  
 Paul, Josh, C (1999-2003)  
 Paulino, Felipe, P (2014)  
 Pavletich, Don, C-INF (1969)  
 Pawlowski, John, P (1987-88)  
 Payne, Fred, C-OF (1909-11)  
 Payne, George, P (1920)  
 Pearson, Ike, P (1948)  
 Peavy, Jake, P (2009-13)  
 Peckinpach, Roger, INF (1927)  
 Pence, Elmer, OF (1922)  
 Pence, Russell, P (1921)  
 Peña, Jesus, P (1999-2000)  
 Peña, Tony, C (1987)  
 Peña, Tony, P (2009-11)  
 Perconte, Jack, INF (1986)  
 Perez, Melido, P (1988-91)  
 Perez, Tim, OF (2004-05)  
 Perkovich, John, P (1950)  
 Perry, Len, P (1942, '46)  
 Perre, Herbert, INF (2000-01)  
 Perzanowski, Stan, P (1971, '74)  
 Peters, Gary, P (1959-69)  
 Peters, Oscar "Rube," P (1912)  
 Peterson, Adam, P (1987-90)  
 Peterson, Carl "Buddy," INF (1955)  
**Petricka, Jake, P (2013-)**  
 Phegley, Josh, C (2013-14)  
 Phelps, Ray "Babe," P (1935-36)  
 Philleay, Dave, OF (1941, '46-51, '56-57)  
 Phillips, Heath, P (2007)  
 Phillips, John "Bubba," INF-OF (1956-59)  
 Phillips, Paul, C (2008)  
 Phillips, Taylor, P (1963)  
 Phillips, Tony, OF (1996-97)  
 Platt, Wiley, P (1901-02)  
 Pierre, Billy, P (1949-61)  
 Pieretti, Marino, P (1948-49)  
 Pierre, Juan, OF (2010-11)  
 Pierzynski, A.J., C (2005-12)  
 Piet, Tony, INF (1935-37)  
 Pilearck, Al, OF (1961)  
 Pinelli, Ralph "Babe," OF (1918)  
 Pitcock, Lee "Skip," P (1974-75)  
 Pizarro, Juan, P (1961-66)  
 Platt, Mizzel "Whitey," OF (1946)  
 Podsednik, Scott, OF (2005-07, '09)  
 Politte, Cliff, P (2004-06)  
 Pollit, Howard, P (1956)  
 Pomorski, John, P (1934)  
 Poreda, Aaron, P (2009)  
 Porter, Irv, OF (1914)  
 Porzio, Mike, P (2002-03)  
 Poser, John, P (1932)  
 Powell, Bob, BR (1955, '57)

FRONT OFFICE

FIELD STAFF

PLAYERS

OPPONENTS

2015 REVIEW

HISTORY

RECORDS

MINOR LEAGUES

MEDIA/MISC.



# ALL-TIME ROSTER

## P (cont.)

Pratt, Frank, PH (1921)  
 Priddy, Bob, P (1968-69)  
 Prinz, Bret, P (2007)  
 Proctor, Noah "Red," P (1923)  
 Proly, Mike, P (1978-80)  
 Pruitt, Ron, OF-C-1NF-DH (1980)  
 Pryor, Greg, INF-DH (1978-81)  
 Pulsipher, Bill, P (2001)  
 Purcey, David, P (2013)  
 Purdy, Everett, OF (1926)  
 Putall, Billy, INF (1908-10)  
**Putnam, Zach, P (2014-)**  
 Putz, J.J., P (2010)

## Q (8)

Qualis, Jim, OF (1972)  
 Qualters, Tom, P (1958)  
 Quentin, Carlos, OF (2008-11)  
 Quillin, Lee, INF (1906-07)  
 Quinlan, Tom "Finnors," OF (1915)  
 Quinn, John, P (1918)  
**Quintana, Jose, P (2012-)**  
 Quirk, Jamie, C (1984)

## R (10)

Radcliff, Ray "Rip," OF-INF (1934-39)  
 Rader, Don, OF-INF (1913)  
 Radinsky, Scott, P (1990-95)  
 Ragan, Pat, P (1919)  
 Raines, Tim, OF-DH (1991-95)  
**Ramirez, Alexei, INF-OF (2008-15)**  
 Ramirez, Horacio, P (2008)  
 Ramirez, Julio, OF (2001)  
 Ramirez, Manny, DH (2010)  
 Randall, James "Sap," INF-OF (1988)  
 Rapp, Earl, OF (1949)  
 Rath, Fred, P (1968-69)  
 Rath, Morris, INF (1912-13)  
 Rauch, Jon, P (2002, 2004)  
 Raymond, Claude, P (1959)  
 Redfern, George, INF (1928-29)  
 Redus, Gary, OF-DH (1987-88)  
 Reed, Addison, P (2011-13)  
 Reed, Ron, P (1984)  
 Regan, Phil, P (1972)  
 Reichardt, Rick, OF-INF-DH (1971-73)  
 Reilly, Barney, INF-OF (1909)  
 Renko, Steve, P (1977)  
 Rensa, Tony, C (1937-39)  
 Reuss, Jerry, P (1988- 89)  
 Reynolds, Carl, OF (1927-31)  
 Reynolds, Danny, INF (1945)  
 Rhawn, Bobby, INF (1949)  
 Rhyne, Hal, INF (1933)  
 Ribant, Dennis, P (1968)  
 Richar, Danny, INF (2007)  
 Richard, Clayton, P (2008-09)  
 Richard, Lee "Bee Bee," INF-OF-DH (1971-72, '74-75)  
 Rickett, Marv, OF-INF (1950)  
 Riddle, Johnny, C (1930)  
 Rienzo, Andre, P (2013-14)  
 Righetti, Dave, P (1995)  
 Rigney, John, P (1937-42, '46-47)  
 Rios, Alex, OF (2009-13)  
 Rios, Armando, P (2003)  
 Risberg, Charles "Swede," INF (1917-20)  
 Risko, David, P (2006)  
 Ritchie, Todd, P (2008)  
 Rivera, Jim "Jungle," OF-INF (1952-61)  
 Riviere, Art "Tink," P (1925)  
 Rizzo, Todd, P (1998-99)  
 Roberge, Bert, P (1984)  
 Robertson, Charles, P (1919, '22-25)  
**Robertson, David, P (2015-)**  
 Robertson, Mike, INF (1996)  
 Robidoux, Billy Jo, INF (1989)  
 Robinson, Aaron, C (1948)  
 Robinson, Deway, P (1979-81)  
 Robinson, Eddie, INF (1950-52)  
 Robinson, Floyd, OF (1960-66)

Rock, Les, INF (1936)  
 Rodriguez, Aurelio, INF (1982-83)  
 Rodriguez, Hector, INF (1952)  
 Rodriguez, Liu, INF (1999)  
**Rodon, Carlos, P (2015-)**  
 Rogovin, Saul, P (1951-53)  
 Rohe, George, INF-OF (1905-07)  
 Romano, John, C (1958-59, '65-66)  
 Romo, Vicente, P (1971-72)  
 Rondan, Gil, P (1979)  
 Roof, Phil, C (1926)  
 Roselli, Bob, C (1961-62)  
 Rosenberg, Lou, INF (1923)  
 Rosenberg, Steve, P (1988-90)  
 Rosenthal, Larry, OF-INF (1936-41)  
 Ross, Lee "Buck," P (1941-45)  
 Rothblatt, Mark, P (1948, '50-51)  
 Roti, Frank, C (1906)  
 Roth, Robert, OF-INF (1914-15)  
 Rothrock, Jack, OF-INF (1932)  
 Rounsaville, Virie "Gene," P (1970)  
 Roush, Eddie, OF (1913)  
 Rowand, Aaron, OF (2001-05)  
 Royster, Jerry, INF-OF (1987)  
 Rudolph, Don, P (1957-59)  
 Ruel, Herold "Muddy," C (1934)  
 Rufficon, Scott, P (1993-96)  
 Ruffing, Charlie "Red," P-OF (1947)  
 Rush, Bob, P (1960)  
 Russell, Adam, P (2008)  
 Russell, Ewell "Reb," P-OF (1913-19)  
 Russell, John, P (1921-22)  
 Ryal, Mark, OF (1985)  
 Ryan, Connie, INF (1953)  
 Ryan, John "Blondy," INF (1930)

## S (175)

Sabo, Chris, DH-INF (1995)  
 Sadowski, Bob, INF (1962)  
 Saenz, Olmedo, INF (1994)  
**Saladino, Tyler, INF (2015-)**  
 Salas, Mark, C-DH (1988)  
 Salazar, Luis, INF-OF-DH (1985-86)  
**Sale, Chris, P (2010-)**  
 Salkeld, Bill, C (1950)  
 Salvesson, Jack, P (1935)  
**Samardzija, Jeff, P (2015)**  
 Sanchez, Angel, INF (2013)  
**Sanchez, Carlos, INF (2014-)**  
 Sanders, David, P (2003)  
 Sanderson, Scott, P (1994)  
 Santiago, Hector, C (2011-13)  
 Santo, Ron, INF-DH (1974)  
 Santos, Sergio, P (2010-11)  
 Santovenia, Nelson, C (1992)  
 Sauveteur, Rich, P (1996)  
 Sawatski, Carl, C (1954)  
 Sax, Steve, INF (1992-93)  
 Scala, Jerry, OF (1948-50)  
 Scarberry, Randy, P (1979-80)  
 Scarborough, Ray, P (1950)  
 Schaefer, Jeff, INF (1989)  
 Schaffer, Jimmie, C (1965)  
 Schalk, Ray "Cracker," C (1912-28)  
 Schalk, Roy, INF (1944-45)  
 Schaller, Walter "Biff," OF (1913)  
 Schlueter, Norm, C (1938-39)  
 Schmidt, Dave, P (1986)  
 Schoeneweis, Scott, P (2003-04)  
 Schreckengost, Ossee, C (1908)  
 Schriber, Hank, OF (1914)  
 Schueler, Ron, P (1978-79)  
 Schultz, Werdie, P (1924)  
 Schupp, Ferb, P (1922)  
 Schwarz, Jeff, P (1993-94)  
 Scoggins, Jim, P (1913)  
 Scott, Herb, P (1960-62)  
 Scott, Jim "Death Valley," P (1909-17)  
 Scott, Everett "Deacon," INF (1926)  
 Searge, Ray, P (1986-87)  
 Seaver, Tom, OF (1984-86)  
 Secrist, Don, P (1969-70)

Seeds, Bob, OF (1932)  
 Seery, Pat, OF (1948-49)  
 Segura, Jose, P (1988-89)  
 Seilheimer, Rick, C (1980)  
 Selph, Carey, INF (1932)  
 Semien, Marcus, INF (2013-14)  
 Septimo, Leyson, P (2012)  
 Sewell, Luke, C (1935-38)  
 Sharp, Bill, OF-DH (1973-75)  
 Shaw, Al, C (1908)  
 Shaw, Bob, P (1958-61)  
 Shaw, Jeff, P (1995)  
 Shea, Merv, C (1934-37)  
 Sheely, Earl, INF (1921-27)  
 Sheely, Hollis "Bud," P (1951-53)  
 Shellenback, Frank, P (1918-19)  
 Shipley, Joe, P (1963)  
 Shires, Art, INF (1928-30)  
 Shook, Ray, PH (1916)  
 Shores, Bill, P (1936)  
 Short, Dave, OF (1940-41)  
 Shoun, Clyde, P (1949)  
**Shuck, J.B., OF (2015-)**  
 Shugart, Frank, INF (1901)  
 Sierra, Moises, OF (2014)  
 Sierra, Ruben, OF-DH (1998)  
 Siervers, Roy, INF-OF (1960-61)  
 Sigafos, Frank, INF (1929)  
 Silvestri, Ken, C (1939-40)  
 Sima, Al, P (1954)  
 Simas, Bill, P (1995-2001)  
 Simmons, Al, OF (1933-35)  
 Simmons, Brian, OF (1998-1999)  
 Simons, Mel, OF (1931-32)  
 Simpson, Harry, OF-INF (1959)  
 Singleton, Chris, OF (1999-2001)  
 Sirotko, Mike, P (1995-2000)  
 Sisco, Andrew, P (2007)  
 Sisk, Tom, P (1970)  
 Siwy, Jim, P (1982-84)  
 Sketchnley, Harry "Bud," OF (1942)  
 Skinner, Joel, C (1983-86)  
 Skizas, Lou, OF (1959)  
 Skopec, John, P (1901)  
 Skowron, Bill "Moose," INF (1964-67)  
 Slattery, John, C (1903)  
 Slaught, Don, C (1996)  
 Smalley, Roy, INF (1984)  
 Smaza, Joe, OF (1946)  
 Smith, Al, OF-INF (1958-62)  
 Smith, Art, P (1932)  
 Smith, Charley, INF (1962-64)  
 Smith, Clarence "Pop-Boy," P (1913)  
 Smith, Edgar, P (1939-43, 46-47)  
 Smith, Ernie, INF (1930)  
 Smith, Frank, P (1904-10)  
 Smith, Harry, P (1912)  
 Smith, Robert, P (1913)  
 Snipes, Wyatt "Roxo," PH (1923)  
 Snodgrass, Scott, P (2014)  
 Snopek, Chris, INF (1995-98)  
 Snyder, Cory, OF (1991)  
 Snyder, John, P (1998-99)  
 Snyder, Russ, OF (1968)  
 Soderholm, Eric, INF-DH (1977-79)  
 Solomon, Eddie, P (1982)  
 Solters, Julius OF (1940-41, '43)  
 Sosa, Sammy, OF-DH (1989-91)  
**Soto, Geovany, C (2015)**  
 Souchock, Steve, OF-INF (1949)  
 Speer, Floyd, P (1943-44)  
 Spence, Bob, INF (1969-71)  
 Spencer, Jim, INF-DH (1976-77)  
 Spencer, Tom, OF-DH (1978)  
 Spiezio, Ed, INF (1972)  
 Spillner, Dan, P (1984-85)  
 Squires, Mike, INF-OF (1975, '77-85)  
 Staehle, Marv, INF (1964-67)  
 Staley, Gerry, P (1956-61)  
 Stange, Lee, P (1970)  
 Stanka, Joe, P (1959)  
 Stanton, Mike, P (1985)

Stark, Matt, DH (1990)  
 Stengrafe, Milton, P (1924, '26)  
 Stegman, Dave, OF-DH (1983-84)  
 Stein, Bill, INF-OF-DH (1974-76)  
 Steinbacher, Henry, OF (1937-39)  
 Stephens, Gene, OF (1963-64)  
 Stephens, Vern, INF (1953, '55)  
 Stephenson, Joe, C (1947)  
 Stewart, Chris, C (2006)  
 Stewart, Eddie "Bud," OF (1951-54)  
 Stewart, Frank, P (1927)  
 Stewart, Jimmy, OF-INF (1967)  
 Stewart, Josh, P (2003-04)  
 Stewart, Zach, P (2011-12)  
 Stieb, Dave, P (1993)  
 Stillman, Royle, OF-INF-DH (1977)  
 Stine, Lee, P (1934-35)  
 Stobbs, Chuck, P (1952)  
 Stoddard, Tim, P (1975)  
 Stone, Dean, P (1962)  
 Stone, Steve, P (1973, '77-78)  
 Stoneham, John, OF (1933)  
 Strahs, Dick, P (1954)  
 Strang, Sammy, INF (1902)  
 Stratton, Monty, P (1934-38)  
 Stricklett, Elmer, P (1940)  
 Striker, Joe, P (1960)  
 Stroud, Ed, OF (1966-67, '71)  
 Strunk, Amos, OF-INF (1920-24)  
 Stults, Eric, P (2012)  
 Stumpf, George, OF (1936)  
 Stutzen, Tanyon, P (1999-2000)  
 Sargent, Joe, C-1NF (1901)  
 Sullivan, Billy Sr., C-1NF-OF (1931-33)  
 Sullivan, Billy Sr., C-1NF-OF (1901-12, '14)  
 Sullivan, John, P (2013)  
 Sullivan, Scott, P (1909)  
 Surkamp, Eric, P (2014)  
 Surkont, Max, P (1949)  
 Suter, Harry "Rube," P (1909)  
 Sutherland, Leo, OF (1980-81)  
 Sveum, Dale, INF (1992)  
 Swanson, Evar, OF (1932-34)  
 Swanson, Karl, INF (1928-29)  
 Sweeney, Ryan, OF (2006-07)  
 Swenter, Augie, C (1922)  
 Swift, Bill, P (1943)  
 Swisher, Nick, INF-OF (2008)

## T (55)

Taitt, Doug, OF (1929)  
 Takatsu, Shingo, P (2004-05)  
 Talbot, Fred, P (1963-64)  
 Tankersley, Leo, C (1925)  
 Tannehill, Lee, INF (1903-12)  
 Tanner, Bruce, P (1985)  
 Tapani, Kevin, P (1996)  
 Tartabull, Danny, OF (1996)  
 Tate, Bennie, C (1930-32)  
 Tatum, Ken, P (1974)  
 Taub, Fred, OF (1935)  
 Taylor, Leo, PH (1923)  
 Taylor, Michael, OF (2014)  
 Taylor, Wiley, P (1912)  
 Teahen, Mark, INF (2010-11)  
 Terkko, Blake, OF (2013)  
 Territo, Luis, OF (2007)  
 Terry, Zeb, INF (1916-17)  
 Thigpen, Bobby, P (1986-93)  
 Thomas, Frank, INF-DH (1990-2005)  
 Thomas, Larry, P (1995-97)  
 Thomas, Leo, INF (1952)  
 Thomas, Tommy, P (1926-32)  
 Thome, Jim, DH-INF (2006-09)  
 Thompson, John, P (1921)  
 Thompson, Taylor, P (2014)  
 Thompson, Tommy, OF-INF (1938-39)  
**Thompson, Trayce, OF (2015)**  
 Thornton, Matt, P (2016)  
 Threats, Eric, P (2010-13)  
 Thurston, Hollis "Stoppo," P (1923-26)  
 Tidrow, Dick "Dirt," P (1983)

# ALL-TIME ROSTER

Tiefenthaler, Verle, P (1962)  
Tietje, Les, P (1933-36)  
Tingley, Ron, C (1994)  
Tipton, Joe, C (1949)  
Tolleson, Wayne, INF (1986)  
Torgeson, Earl, INF (1957-61)  
Torrealba, Pablo, P (1978-79)  
Torres, Carlos, P (2009-11)  
Torres, Rusty, OF (1978-79)  
Touchstone, Clay, P (1945)  
Towne, Jay "Babe," C (1906)  
Tracey, Sean, P (2006)  
Tremie, Chris, C (1995)  
Tresh, Mike, C (1938-48)  
Troncoso, Ramon, P (2013)  
Trosky, Hal, Jr., P (1958)  
Trosky, Hal, Sr., INF (1944, '46)  
Trout, Steve, P (1982-82)  
Trucks, Virgil, P (1953-55)  
Tucker, Thurman, OF (1942-44, '46-47)  
Turner, Jerry, OF (1981)  
Turner, Tom, C (1940-44)  
Twombly, Cy, P (1921)

## U (5)

Unalt, Bernie "Frenchy," OF (1934)  
Uhle, Bob, P (1938)  
Uhlir, Charlie, OF (1934)  
Upshaw, Cecil, P (1975)  
Urbano, Juan, INF (2004-08)

## V (19)

Valdez, Mario, INF (1997)  
Valdez, Wilson, INF (2004)  
Valentin, Jose, INF (2000-04)  
Valentini, Vito, P (1954)  
Vance, Joe, P (1935)  
Varney, Pete, C-DH (1973-76)  
Vazquez, Javier, P (2006-08)  
Veal, Donnie, P (2012-14)  
Veltman, Art, INF (1926)

Ventura, Robin, INF (1989-98)  
Verhoeven, John, P (1977)  
Viciedo, Dayan, INF (2010-14)  
Vining, Ken, P (2001)  
Vinson, Ernie "Rube," OF (1906)  
Vizcaino, Luis, P (2005)  
Vizquel, Omar, INF (2010-11)  
Von Koltitz, Alfred "Fritz," INF (1961)  
Voss, Bill, OF (1965-68)  
Vuckovich, Pete, P (1975-76)

## W (91)

Wade, Jake, P (1942-44)  
Wagner, Leon, OF (1968)  
Wakamatsu, Don, C (1991)  
Walker, Fred "Dixie," OF (1936-37)  
Walker, Gerry "Gee," OF (1938-39)  
Walker, Greg, INF-DH (1982-90)  
Walker, Kevin, P (2005)  
Wallacea, Jack, INF-OF (1947-48)  
Walsh, Ed, P (1928-30, '32)  
Walsh, Ed "Big Ed," P (1904-16)  
Wapnick, Steve, P (1991)  
Ward, Aaron, INF (1927)  
Ward, Bryan, P (1998-99)  
Ward, Pete, INF-OF (1963-69)  
Washington, Claudell, OF (1978-80)  
Washington, Sloane, OF (1935-36)  
Wassermann, Ehren, P (2007-08)  
Watwood, John, OF-INF (1929-32)  
Way, Bob, INF (1927)  
Weaver, Art, C (1908)  
Weaver, Floyd, P (1970)  
Weaver, George "Buck," INF (1912-20)  
**Webb, Daniel, P (2013-)**  
Webb, Earl, OF-INF (1933)  
Webb, Jim "Skooter," INF (1940-44)  
Wehde, Wilbur "Biggs," P (1930-31)  
Wehrmeister, Dave, P (1985)  
Weigel, Ralph, C-OF (1948)

Weiland, Bob, P (1928-31)  
Weiland, Ed, P (1940, '42)  
Weis, Al, INF-OF (1962-67)  
Welday, Mike, OF (1907-09)  
Wells, Casper, OF (2013)  
Wells, David, P (2001)  
Wells, Kip, P (1999-2001)  
Wells, Leo, OF (1942, '46)  
West, Sammy, OF (1945-68)  
Wheeler, Don, C (1949)  
Whisler, W, P (2009)  
White, Ed, OF (1955)  
White, Guy "Doc," P-OF-INF (1903-13)  
White, Rick, P (2003)  
Whitehead, John P (1935-39)  
Whitman, Frank, INF (1946, '48)  
Widger, Chris, C (2005-06)  
Widmar, Al, P (1952)  
Wieneke, John, P (1921)  
Wight, Bill, P (1948-50)  
Wiles, Randy, P (1977)  
Wilhelm, Hoyt, P (1963-68)  
Wilkins, Andy, INF (2014)  
Wilkinson, Roy, P (1919-22)  
Willard, Jerry, C (1990)  
Williams, Claude "Lefty," P (1916-20)  
Williams, Eddie, INF (1989)  
Williams, Kenny, OF-INF (1986-88)  
Williams, Randy, P (2009-10)  
Williams, Walt "No-Neck," OF (1967-72)  
Williamson, Al, P (1928)  
Willingham, Tom "Hugh," INF (1930)  
Willis, Carl, P (1988)  
Willoughby, Jim, P (1978)  
Wilson, Frank "Kid," OF (1918, '27)  
Wills, Ted, P (1965)  
Wilson, Bill, OF (1950, '53-54)  
Wilson, Bob "Red," C (1951-54)  
Wilson, Craig, INF (1998-2000)  
Wilson, Jim, P (1956-58)

Wilson, Roy, P (1928)  
Wilson, Teddy, OF-INF (1952)  
Winn, Jim, P (1987)  
Wirts, Elwood "Kettle," C (1924)  
Wise, Archie, P (1932)  
Wise, Dewayne, OF (2008-09, '12-13)  
Wolfe, Roy "Polly," OF (1912, '14)  
Wolfgang, Mellee, P (1914-18)  
Wood, Wilbur, P (1967-78)  
Woodard, Mike, INF-DH (1988)  
Woodward, Frank, P (1923)  
Wortham, Richard "Tex," P (1978-80)  
Worthington, Al, P (1960)  
Wright, Dan, P (2001-04)  
Wright, Ed "Ceylon," INF (1916)  
Wright, Glenn, INF (1935)  
Wright, Taft "Taffy," OF (1940-42, '46-48)  
Wright, Tom, OF (1952-53)  
Wrona, Rick, C (1993)  
Wunsch, Kelly, P (2000-04)  
Wyatt, Whitlow, P (1933-36)  
Wynn, Early, P (1958-62)  
Wynne, Billy, P (1968-70)

## Y (6)

Yancy, Hugh, INF-DH (1972, '74, '76)  
Yankowski, George, C (1949)  
Yaryan, Clarence "Yam," C (1921-22)  
York, Rudy, INF (1947)  
Youklis, Kevin, INF (2012)  
Young, Irv, P (1910-11)

## Z (7)

Zanni, Dom, P (1962-63)  
Zarilla, Al, OF (1951-52)  
Zeider, Rollie, INF (1910-13)  
Zemal, Gus, OF (1949-51)  
Zisk, Richie, OF-DH (1977)  
Zupcic, Bob, INF-OF (1994)  
Zwilling, Ed "Dutch," OF (1910)

# CHICAGO NATIVES TO PLAY FOR WHITE SOX

Player	Born	Years
John Skopec	Chicago	1901
Ed Hughes	Chicago	1902
Tom Dougherty	Chicago	1904
Frank Roth	Chicago	1906
Felix Chouinard	Chicago	1910-11
Ernie Johnson	Chicago	1912, '21-23
Ray Schalk	Harvey	1912-28
Jim Breton	Chicago	1913-15
Biff Schaller	Chicago	1913
Charlie Kavanagh	Chicago	1914
Jack Ness	Chicago	1916
George Moriarty	Chicago	1916
Ed Corey	Chicago	1918
Otto Jacobs	Chicago	1918
Johnny Mostil	Chicago	1918-29
John Sullivan	Chicago	1919
Tom McGuire	Chicago	1919
Spencer Heath	Chicago	1920
Charlie Blackburn	Chicago	1921
Doug McWeeny	Chicago	1921-22, '24
Hal Bubser	Chicago	1922
Leon Cadore	Chicago	1923
Frank Naleway	Chicago	1924
John Kane	Chicago	1925
Bob Weiland	Chicago	1928-31
Bruce Campbell	Chicago	1930-32
Ike Eichrodt	Chicago	1931
Billy Sullivan	Chicago	1931-33
Milt Bocek	Chicago	1933-34
Ira Hutchinson	Chicago	1933
Mem Lovett	Chicago	1933
Jocko Conlan	Chicago	1934-35

Player	Born	Years
Charlie Uhlir	Chicago	1934
George Caihamer	Chicago	1934
Red Evans	Chicago	1936
Johnny Rigney	Oak Park	1937-47
George Meyer	Chicago	1938
Bob Kennedy	Chicago	1939-48, '55-57
Ken Silvestri	Chicago	1939-40
Ed Weiland	Evanston	1940, 42
Chet Hajduk	Chicago	1941
Roy Schalk	Chicago	1944-45
Marv Rotblatt	Chicago	1948-51
Eddie Malone	Chicago	1949-50
Johnny Ostrowski	Chicago	1949-50
Phil Masi	Chicago	1950-52
John Perkovich	Chicago	1950
Bert Haas	Naperville	1951
Sammy Esposito	Chicago	1952-63
Phil Cavarretta	Chicago	1954-55
Johnny Groth	Chicago	1954-55
Dick Strahs	Evanston	1954
Jim Hughes	Chicago	1957
Chuck Lindstrom	Chicago	1958
Ted Kluszewski	Argo	1959-60
Lou Skizas	Chicago	1959
Bill Skowron	Chicago	1964-67
Marv Staehle	Oak Park	1964-67
Jim O'Toole	Chicago	1967
Bob Christian	Chicago	1969-70
Dan Osinski	Chicago	1969
Denny O'Toole	Chicago	1969-73
Lee Stange	Chicago	1970
Gerry Arrigo	Chicago	1970

Player	Born	Years
Ed Spiezio	Joliet	1972
Skip Piltcock	Hillside	1974-75
Ross Baumgarten	Highland Park	1978-81
Ed Farmer	Evergreen Park	1979-81
Dewey Robinson	Evanston	1979-81
Kevin Hickey	Chicago	1981-83
Greg Luzinski	Chicago	1981-84
Tom Brennan	Chicago	1984
Dave Wehrmeister	Berwyn	1985
Jack Perconte	Joliet	1986
John Davis	Chicago	1988-89
Donn Pall	Chicago	1988-93
Mike Woodard	Melrose Park	1988
Mike Sirota	Chicago	1995-2000
Jose Munoz	Chicago	1996
Marvin Freeman	Chicago	1996
Al Levine	Park Ridge	1996-97
Mike Heathcote	Chicago	1998
Craig Wilson	Chicago	1998-2000
Joe Davenport	Chicago	1999
Josh Paul	Evanston	1999-03
Mark Dalesandro	Chicago	2001
Kelly Dransfeldt	Joliet	2004
Rob Mackowiak	Oak Lawn	2006-07
Ryan Bukvich	Naperville	2007
Mike Myers	Arlington Heights	2007
Bret Prinz	Chicago Heights	2007
Jason Frasor	Chicago	2011

# ALL-TIME NUMERICAL ROSTER

The White Sox have worn numbers since 1931. Retired numbers are in bold italics.

**0 (2)**  
Mark Ryal .....1985  
Oscar Gamble .....1985

**1 (28)**  
Bill Cissell .....1931  
Frank Grube .....1932  
Ed Madjeski .....1934  
George Kell .....1954-56  
Jim Landis .....1957-64  
Tommy Agee .....1965-67  
Sandy Alomar, Sr. ....1968-69  
Angel Bravo .....1969  
Rich McKinney .....1970  
Luis Alvarado .....1971-74  
Bill Stein .....1974-76  
John Flannery .....1977  
Tim Nordbrook .....1977  
Harry Chappas .....1978  
Jay Loviglio .....1982  
Scott Fletcher .....1983-85  
Kenny Williams .....1986  
Wayne Tolleson .....1986  
Jerry Royster .....1987  
Lance Johnson .....1988-95  
Kenny Lofton .....2002  
Willie Harris .....2004-05  
Danny Richar .....2007  
Scott Podsednik .....2009  
Juan Pierre .....2010-11  
Kosuke Fukudome .....2012  
Tyler Greene .....2013  
Adam Eaton .....2014-15

**2 (31) — Retired in 1976**  
Bob Weiland .....1931  
Mel Simons .....1931  
Carl Reynolds .....1931  
Bennie Tate .....1932  
Jackie Hayes .....1933-35  
Tony Piet .....1936-37  
Merv Owen .....1938-39  
Bob Kennedy .....1939  
Jackie Hayes .....1940  
Bill Knickerbocker .....1941  
Val Heim .....1942  
Skeeter Webb .....1943-44  
Dann Reynolds .....1945  
Thurman Tucker .....1946-47  
Ralph Hodgins .....1947  
Herb Adams .....1948  
Jim Delsing .....1948  
John Ostrowski .....1949-50  
Bobby Rhawn .....1949  
Jerry Scala .....1949  
Al Kozar .....1950  
Mike McCormick .....1950  
Al Zanilla .....1951-52  
**Nellie Fox .....1953-63**  
Smokey Burgess .....1965-67  
Dick Kenworthy .....1968  
Rich Morales .....1969-70  
Mike Andrews .....1971-73  
Jerry Hairston .....1973-75  
Chet Lemon .....1975  
Mike Squires .....1975

**3 (34) — Retired in 1989**  
Carl Reynolds .....1931  
Charlie Berry .....1932  
Smead Jolley .....1932  
Red Kress .....1933  
Jimmy Dykes .....1933  
Zeke Bonura .....1934-37  
Joe Kuhel .....1938-43  
Joe Orenego .....1945  
Jake Jones .....1946-47  
Rudy York .....1947  
Tony Lupien .....1948  
Steve Souchock .....1949

Marv Rickert .....1950  
Jim Busby .....1951-52  
Leo Thomas .....1952  
Sammy Esposito .....1952  
Connie Ryan .....1953  
Vern Stephens .....1953  
Grady Hatton .....1954  
Ed McGhee .....1954  
Jim Briedeweser .....1955-56  
Fred Hatfield .....1956-57  
Hal Trosky .....1958  
Tito Francona .....1958  
Ray Boone .....1958  
Jim McAnany .....1959-60  
Ed Ennis .....1959  
Lou Skizas .....1959  
Floyd Robinson .....1960-66  
Walt Williams .....1967-672  
Eddie Leon .....1973-74  
Jim Spencer .....1976-77  
Jim Breazeale .....1978  
**Harold Baines .....1980-89,**  
**'96-97, 2000-01**

**4 (10) — Retired in 1984**  
Al Jolley .....1931  
Lu Blue .....1932  
**Luke Appling .....1933-43,**  
**'45, '46-50**

Dick Clarke .....1944  
Kerby Farrell .....1945  
Ron Jackson .....1957-59  
Gene Freese .....1960  
Ken Berry .....1962  
Ron Hansen .....1963-69  
Tim Cullen .....1968

**5 (41)**  
Luke Appling .....1931  
Jackie Hayes .....1932  
Al Simmons .....1933  
Jimmy Dykes .....1934-38  
Bob Kennedy .....1946-48  
Whitely Platt .....1946  
Pat Seery .....1948-49  
Hank Majeski .....1950-51  
Berl Haas .....1951  
Bob Boyd .....1951  
Tom Wright .....1952  
George Wilson .....1952  
Sam Mele .....1953  
Johnny Groth .....1954-55  
Jim Busby .....1955  
Bubba Phillips .....1956-59  
Roy Sievers .....1960-61  
Joe Cunningham .....1962-64  
Bill Skowron .....1964  
Johnny Romano .....1965-66  
Duane Josephson .....1967-70  
Tony Musser .....1971-72  
Ed Spezio .....1972  
Bill Sharp .....1973-75  
Bob Coluccio .....1975, '77  
Bob Molinaro .....1977-78, '80-81  
Milt May .....1979  
Vance Law .....1982-84  
Luis Salazar .....1985-86  
Ron Karkovice .....1987-88  
Matt Merullo .....1991-93  
Ray Durham .....1995-2002  
D'Angelo Jimenez .....2003  
Carl Everett .....2003  
Juan Uribe .....2004-08  
Jayson Nix .....2009-10  
Lastings Milledge .....2011  
Orlando Hudson .....2012  
Angel Sanchez .....2013  
Marcus Semien .....2013-14  
Carlos Sanchez .....2015

**6 (28)**  
Cliff Watwood .....1931  
Bill Cissell .....1932

Johnny Hodapp .....1932  
Mule Haas .....1933-37  
Gene Ford .....1938  
Tommy Thompson .....1938-39  
Eddie Smith .....1939  
Tuffy Wright .....1940-42  
Moose Solters .....1943  
Hal Trosky .....1944  
Roy Schalk .....1944-45  
Tuffy Wright .....1946-48  
Gus Zernial .....1949-51  
Don Lenhardt .....1951  
Rocky Krsnich .....1952-53  
Bud Sheely .....1952  
Cass Michaels .....1954  
Ron Northey .....1955-56  
Ed Moghe .....1955  
Dave Phillipy .....1956-57  
Stover Mollwain .....1957  
Billy Goodman .....1958-61  
Al Weis .....1962-67  
Buddy Booker .....1968  
Tom McCraw .....1969-70  
Ed Stroud .....1971  
George Jorta .....1972-79  
Ricky Seelheimer .....1980

**7 (42)**  
Lew Fonseca .....1931  
Willie Kamm .....1931  
Carey Selph .....1932  
Jimmy Dykes .....1933  
Al Simmons .....1934-35  
Dixie Walker .....1936-37  
George Stumpf .....1936  
Ge Walker .....1938-39  
Eric McNair .....1940  
Dario Lodigiani .....1941-42  
Jimmy Grant .....1943  
Hal Trosky .....1944, '46  
Bill Nagel .....1945  
Cass Michaels .....1946-50  
Jack Wallaesa .....1947  
Ray Scarborough .....1950  
Ed Stewart .....1951-52  
Jim Rivera .....1953-61  
Andy Carey .....1961  
Bob Farley .....1962  
Charlie Maxwell .....1962-64  
Don Buford .....1965-67  
Russ Snyder .....1968  
Leon Wagner .....1968  
Don Pavletich .....1969  
Syd O'Brien .....1970  
Alan Bannister .....1976-80  
Randy Johnson .....1980  
Marc Hill .....1981-86  
Ron LeFlore .....1982  
Kenny Williams .....1987-89  
Matt Merullo .....1989  
Scott Fletcher .....1989-91  
Steve Sax .....1992-93  
Norberto Martin .....1994-97  
Tim Perez .....2004-05  
Jerry Owens .....2006-09  
Josh Fields .....2009  
Shawn Jeter .....2010  
Mark Kotsay .....2010  
Jordan Danks .....2012  
Jeff Keppinger .....2013  
Micah Johnson .....2015

**8 (41)**  
Bennie Tate .....1931  
Luke Appling .....1932  
Charlie English .....1933  
Liz Funk .....1933  
Jocko Conlan .....1934-35  
Johnny Pasek .....1934  
Mike Kreevich .....1936-41  
Meyrl Hoag .....1942  
Thurman Tucker .....1943-44  
Floyd Baker .....1945-51  
Ralph Hamner .....1946

Frankie Hayes .....1946  
Sam Dente .....1952  
Ferris Fain .....1953-54  
Walt Dropo .....1955-58  
Ray Boone .....1958-59  
Ted Kluszewski .....1959-60  
Harry Simpson .....1959  
Brian McCall .....1962  
Pete Ward .....1963-69  
John Matias .....1970  
Tom Egan .....1971-72  
Pete Varney .....1973-76  
Kevin Bell .....1976-80  
Ron LeFlore .....1981-82  
Marc Hill .....1982  
Dave Stegman .....1983-84  
Daryl Boston .....1985-90  
Phil Bradley .....1990  
Bo Jackson .....1991-93  
Olmedo Saenz .....1994  
Mike Devereaux .....1995  
Tony Phillips .....1996  
Albert Belle .....1997-98  
Brook Fordyce .....1999-2000  
Charles Johnson .....2000  
Mark L. Johnson .....2001-02  
Miguel Olivo .....2003-04  
Carl Everett .....2004-05  
Alex Cintron .....2006-07

**9 (18) — Retired in 1993**  
Frank Grube .....1931  
Bruce Campbell .....1932  
Pete Daglia .....1932  
Evar Swanson .....1933-34  
Rip Radcliffe .....1934-39  
Moose Solters .....1940-41  
Wally Moses .....1942-46  
Dave Philley .....1946-51  
**Minnie Minoso .....1951-57,**  
**'60-61, '64, '80, '83**  
Walt Johnny .....1958  
Johnny Callison .....1958-59  
Ramon Conte .....1962  
Charley Smith .....1962-63  
Danny Cater .....1965-66  
Wayne Causey .....1966-68  
Woodie Held .....1968-69  
Ossie Blanco .....1970  
Lee Richard .....1971-72, 74-75

**10 (24)**  
Pete Appleton .....1940  
Sherm Lollar .....1953-63  
J.C. Martin .....1966-67  
Tommy Davis .....1968  
Chuck Brinkman .....1969-70  
Jay Johnston .....1971-72  
Sam Ewing .....1973  
Ron Santo .....1974  
Jim Essian .....1975  
Jack Brohamer .....1976-77  
Ron Blomberg .....1978  
Joe Gates .....1979  
Steve Lyons .....1986  
Fred Manrique .....1987-88  
Shawn Jeter .....1992  
Dave Steib .....1993  
Mike Lavalliere .....1994-95  
Darren Lewis .....1996-97  
Chris Snopek .....1998  
Mark Johnson .....1999-2000  
Royce Clayton .....2001-02  
Shingo Takatsu .....2004-05  
Rob Mackowiak .....2006-07  
Alexei Ramirez .....2008-15

**11 (19) — Retired in 1984**  
John Whitehead .....1935  
Orval Grove .....1940  
Luis Aloma .....1953-54  
Dick Strahs .....1954  
Clint Courtney .....1955

Buddy Peterson .....1955  
**Luis Aparicio. 1956-62, '68-70**  
Dave Nicholson .....1963-65  
Jerry Adair .....1966-67  
Sandy Alomar .....1967  
Jimmy Stewart .....1967  
Chuck Brinkman .....1971-74  
Jerry Moses .....1975  
Jim Essian .....1976-77  
Don Kessinger .....1978  
Bruce Kimm .....1980  
Greg Pryor .....1980-81  
Rudy Law .....1982-84  
Omar Vizquel .....2010-11

**12 (38)**  
Hank Garrity .....1931  
Butch Henline .....1931  
Hal Rhyne .....1933  
Joe Chamberlain .....1934  
George Washington .....1935-36  
Larry Rosenthal .....1936-41  
Bill Knickerbocker .....1941  
Bud Sketehley .....1942  
Guy Curtright .....1943-46  
Jack Wallaesa .....1947-48  
Billy Bowers .....1949  
Mickey Haefner .....1949-50  
Dick Lane .....1949  
Harry Dorish .....1951-55  
Les Moss .....1955-58  
Gary Peters .....1959  
J.C. Martin .....1960-65  
Ed Herrmann .....1969-74  
Deron Johnson .....1975  
Lamar Johnson .....1975  
Eric Soderholm .....1977-79  
Jim Morrison .....1979-82  
Steve Dillard .....1982  
Joey Skinner .....1983-84  
Roy Smalley .....1984  
Julio Cruz .....1985-86  
Steve Lyons .....1987-91  
Mike Huff .....1991-93  
Craig Grebeck .....1994-95  
Chad Kreuter .....1996-98  
Mike Caruso .....1998  
Wil Cordero .....1998  
Chris Singleton .....1999-2001  
Willie Harris .....2002-03  
Roberto Alomar .....2003-04  
Ben Davis .....2004  
A.J. Pierzynski .....2005-12  
Conor Gillaspie .....2013-15

**13 (8)**  
Bob Fothergill .....1932  
Marv Grissom .....1952  
Blue Moon Odom .....1976  
Harry Chappas .....1979-80  
Jammie Quirk .....1984  
Ozzie Guillen .....1985-97  
Antonio Osuna .....2002  
Willie Harris .....2003

**14 (38) — Retired in 2015**  
Ted Lyons .....1931  
Johnny Watwood .....1932  
Art Evans .....1932  
Phil Galian .....1932  
Jack Rothrock .....1932  
Frank Grube .....1933  
Bob Boken .....1934  
Red Kress .....1934  
Luke Sewell .....1935-38  
Vallie Evans .....1939  
Johnny Marcum .....1939  
Ken Silvestri .....1939-40  
George Dickie .....1941-42  
Vince Castino .....1943-46  
Joe Kuhel .....1946-47  
Marino Pieretti .....1948-50  
Jerry Scala .....1948

# ALL-TIME NUMERICAL ROSTER

## 14 (Mc)Lee

Ed McGhee ..... 1950  
Joe DeMaestri ..... 1951  
Sam Mele ..... 1952  
Saul Rogovin ..... 1953  
Carl Sawatski ..... 1954  
Larry Doby ..... 1956-57  
Tommy Esposito ..... 1958-63  
Tom McCraw ..... 1963-64  
Bill Skowron ..... 1965-67  
Ken Boyer ..... 1967-68  
Bill Melton ..... 1968-75  
Cleon Jones ..... 1976  
Hugh Yancy ..... 1976  
Tony Bernazard ..... 1981-83  
Casey Parsons ..... 1983  
Rus Morman ..... 1986, '88-89  
Fred Manman ..... 1989  
Craig Grebeck ..... 1990-93  
Julio Franca ..... 1994  
Dave Martinez ..... 1995-97  
**Paul Konerko ..... 1999-2014**

## 15 (42)

Tommy Thomas ..... 1931  
Charlie Biggs ..... 1932  
Pat Caraway ..... 1932  
Archie Wise ..... 1932  
Charlie Berry ..... 1933  
Merv Shea ..... 1934-37  
Mike Tresh ..... 1938-48  
Vic Frazier ..... 1939  
Marino Pieretti ..... 1948  
Joe Tipton ..... 1949  
Jack Bruner ..... 1950  
Joe Kirrene ..... 1950  
Bill Salkeld ..... 1950  
Paul Lehner ..... 1951  
Bill Kennedy ..... 1952  
Bud Sheely ..... 1952  
Bob Keegan ..... 1953-58  
Ken McBride ..... 1959-60  
Don Rudolph ..... 1959  
Cal McLish ..... 1961  
Bob Sadovsny ..... 1962  
Jerry McNertney ..... 1964-68  
Bob Christian ..... 1969-70  
Jose Ortiz ..... 1970  
Mike Hersherberger ..... 1971  
Dick Allen ..... 1972-74  
Rich Coggins ..... 1976  
Wayne Nordhagen ..... 1976-77  
Bill Nahorodny ..... 1978-79  
George Foster ..... 1986  
Donnie Hill ..... 1987-88  
Jeff Schaefer ..... 1989  
Jerry Hairston ..... 1989  
Frank Thomas ..... 1990  
Kirk McCaskill ..... 1995-96  
Pat Borders ..... 1996  
Doug Drabek ..... 1997  
Josh Paul ..... 1999-2000  
Sandy Alomar, Jr. ..... 2001-04  
Tadahito Iguchi ..... 2005-07  
Wilson Betemit ..... 2009  
Gordon Beckham ..... 2009-15

## 16 (25) — Retired in 1987

Pat Caraway ..... 1931  
**Ted Lyons ..... 1932-46**  
Max Surkont ..... 1949  
Gordon Goldsberry ..... 1950  
Bob Mahoney ..... 1951  
Red Wilson ..... 1951  
Joe Dobson ..... 1952  
Marv Grissom ..... 1952  
Mike Fomiales ..... 1953-56  
Bob Cain ..... 1954  
Sammy Esposito ..... 1955  
Bob Kennedy ..... 1957  
Ted Beard ..... 1957  
Al Smith ..... 1958-62

Brian McCall ..... 1963  
Ken Berry ..... 1970  
Ken Holtman ..... 1971  
Ben Downing ..... 1973-77  
Greg Pryor ..... 1978-80  
Bruce Kimm ..... 1980  
Jim Essian ..... 1981  
Muv Foley ..... 1982  
Julio Cruz ..... 1983-84  
Kenneth Williams ..... 1986

## 17 (39)

Hal McKain ..... 1931  
Bill Chamberlin ..... 1932  
Tommy Thomas ..... 1932  
Ed Durham ..... 1933-34  
Hugh Stehamek ..... 1933  
Harry Kinzy ..... 1934  
Sad Sam Jones ..... 1935  
Merritt Cain ..... 1936-38  
Les Tiejle ..... 1936  
George Meyer ..... 1938  
John Gerlach ..... 1939  
Art Herring ..... 1939  
Tom Turner ..... 1940-44  
Frank Papish ..... 1945-48  
Chico Carrasquel ..... 1950-55  
Bob Powell ..... 1957  
Earl Torgeson ..... 1957-61  
Ken Berry ..... 1963-65  
Frank Lary ..... 1965  
Bill Voss ..... 1966-68  
Ed Stroud ..... 1967  
Aurelio Montegudo ..... 1967  
Rich Morales ..... 1967  
Carlos May ..... 1969-76  
Phil Roof ..... 1976  
Oscar Gamble ..... 1977  
Alvin Moore ..... 1978  
Muv Foley ..... 1979-80  
Jerry Hairston ..... 1981-87  
Dave Gallagher ..... 1988-90  
Chris Sabo ..... 1995  
Mike Caruso ..... 1998-99  
Tony Grafano ..... 2001-03  
Ross Gload ..... 2005-06  
Darin Erstad ..... 2007  
Ken Griffey Jr. ..... 2008  
Chris Getz ..... 2009  
Tyler Flowers ..... 2010-12  
Adrian Nieto ..... 2014

## 18 (38)

Red Faber ..... 1931, '33  
Vic Frazier ..... 1932  
Ed Walsh ..... 1932  
George Earnshaw ..... 1934  
Bill Dietrich ..... 1936-46  
Merv Connors ..... 1938  
Eddie Smith ..... 1946-47  
Aaron Robinson ..... 1948-51  
Mickey Haefner ..... 1950  
Chuck Stobbs ..... 1952  
Jim Sucecki ..... 1953  
Allie Clark ..... 1953  
Connie Johnson ..... 1953  
Matt Batts ..... 1954  
Red Wilson ..... 1954  
Bob Nieman ..... 1955-56  
Jim Derrington ..... 1956-57  
Barry Latman ..... 1958-59  
Herb Score ..... 1960-62  
Geoff Long ..... 1963-64  
Fritz Ackley ..... 1963-64  
Gene Freese ..... 1965-66  
Jimmie Schaffer ..... 1965  
Jim King ..... 1967  
Rocky Colavito ..... 1967  
Gail Hopkins ..... 1968-70  
Pat Kelly ..... 1971-76  
Mike Squires ..... 1975  
Royle Stillman ..... 1977

Claudell Washington ..... 1978-80  
Ron Pruitt ..... 1980  
Brian Giles ..... 1986  
Cliff Politte ..... 2004-06  
Orlando Cabrera ..... 2008  
Brent Lillibridge ..... 2009-12  
Jose Lopez ..... 2012  
Blake Tekotte ..... 2013  
Tyler Saladino ..... 2015

## 19 (37) — Retired in 1987

Grant Bowler ..... 1931  
Garland Braxton ..... 1931  
Red Faber ..... 1932  
Vic Frazier ..... 1933  
Whitlow Wyatt ..... 1933-35  
Hugo Klaerner ..... 1934  
Les Tiejle ..... 1935  
Les Rokke ..... 1936  
Boze Berger ..... 1937-38  
Harry Boyles ..... 1939  
Merv Connors ..... 1939  
Orval Grove ..... 1939  
Ed Weiland ..... 1940  
Dave Short ..... 1940  
Buck Ross ..... 1941-45  
George Dickey ..... 1946-47  
Johnny Johnson ..... 1946  
Ike Pearson ..... 1948  
**Billy Pierce ..... 1949-61**  
Dom Zanni ..... 1962-63  
Joe Shipley ..... 1963  
Bruce Howard ..... 1963-67  
Dennis Ribant ..... 1968  
Buddy Bradford ..... 1969-70  
Barry Moore ..... 1970  
Lee Maye ..... 1971  
Ron Lolich ..... 1971  
Steve Hutz ..... 1971  
James Qualls ..... 1972  
Rudy Hernandez ..... 1972  
Hugh Yancy ..... 1974  
Ken Tatum ..... 1974  
Mike Squires ..... 1975, 77-78  
Sam Ewing ..... 1976  
Mike Colbern ..... 1979  
Floyd Luzinski ..... 1981-84  
Greg Bannister ..... 1986-87

## 20 (32)

Joe Vance ..... 1935  
Clint Brown ..... 1936  
Bill Dietrich ..... 1936  
John Whitehead ..... 1936  
Johnny Rigney ..... 1937  
Jimmie Grant ..... 1942  
Sandy Consuegra ..... 1953-56  
Sam Dente ..... 1953  
Bill Fischer ..... 1957-58  
John Romano ..... 1958-59  
Dick Brown ..... 1960  
Jack Striker ..... 1960  
Al Worthington ..... 1960  
John Horlen ..... 1961-71  
Johnny Jeter ..... 1973  
Hugh Yancy ..... 1974  
Nyls Nyman ..... 1974-77  
Bill Nahorodny ..... 1977  
Wayne Nordhagen ..... 1978-81  
Aurelio Rodriguez ..... 1982  
Jerry Dybzinski ..... 1983-84  
Joe DeSa ..... 1985  
Reid Nichols ..... 1985-86  
Bill Lindsey ..... 1987  
Mike Diaz ..... 1988  
Mike Woodard ..... 1988  
Ron Karkovice ..... 1989-97  
Jon Garland ..... 2003-07  
Carlos Quentin ..... 2008-11  
Jordan Danks ..... 2012  
Kevin Youkilis ..... 2012  
Mickey Cox ..... 2013-14  
J.B. Shuck ..... 2015

## 21 (28)

Les Tiejle ..... 1934  
John Whitehead ..... 1938  
Eddie Smith ..... 1941  
Ed Stewart ..... 1953-54  
Sammy Esposito ..... 1955  
Stan Jok ..... 1955  
Bob Powell ..... 1955-56  
Gerry Staley ..... 1956-61  
Ray Herbert ..... 1961-64  
Joel Gibson ..... 1965  
Jim O'Toole ..... 1967  
Dab Oskins ..... 1969  
Phil Gallivan ..... 1934  
Bob Uhl ..... 1938  
Orval Grove ..... 1941  
Lee Maye ..... 1970-71  
Bart Johnson ..... 1971-76  
Rusty Torres ..... 1978-79  
Todd Cruz ..... 1980-81  
Moe Drabowski ..... 1986  
Gary Redus ..... 1987-88  
Robin Ventura ..... 1989-90  
Matt Stark ..... 1990  
Joey Cora ..... 1991  
George Bell ..... 1992-93  
Scott Sanderson ..... 1994  
Cal Eldred ..... 2000-01  
Esteban Loaiza ..... 2003-04  
Tyler Flowers ..... 2013-15

## 22 (37)

Lou Garland ..... 1931  
Jim Moore ..... 1931  
Grant Bowler ..... 1932  
Pete Daglia ..... 1932  
Fabian Kouwik ..... 1932  
Hal McKain ..... 1932  
Mitt Gaston ..... 1933-35  
Whitlow Wyatt ..... 1935  
Whitey Wislense ..... 1937  
Eddie Smith ..... 1939-40  
Joe Hayes ..... 1941  
Dave Short ..... 1941  
Johnny Johnson ..... 1945-46  
Whitey Platt ..... 1946  
Bing Miller ..... 1947  
Dick Donovan ..... 1955-60  
Dave DeBuschere ..... 1962-65  
Bill Voss ..... 1967  
Jack Fisher ..... 1968  
Bob Spence ..... 1969-71  
Buddy Bradford ..... 1972-76  
Jerry Hairston ..... 1975-76  
Richie Zisk ..... 1977  
Thad Bosley ..... 1978-79  
Ed Farmer ..... 1979-81  
Steve Kemp ..... 1982  
Aurelio Rodriguez ..... 1983  
Joel Skinner ..... 1985-86  
Ivan Calderon ..... 1986-90  
Donn Pail ..... 1991-93  
Darrin Jackson ..... 1994, '99  
Chad Foville ..... 1997  
Charlie O'Brien ..... 1998  
Jose Valentin ..... 2000-04  
Scott Podsednik ..... 2005-07, '09  
Josh Fields ..... 2008-09  
Brent Morel ..... 2010-13

## 23 (44)

Vic Frazier ..... 1931  
Bump Hadley ..... 1932  
Red Kress ..... 1932  
Les Bartholomew ..... 1932  
Paul Gregory ..... 1933-34  
Hal Haid ..... 1933  
Vern Kennedy ..... 1934-37  
John Pomorski ..... 1934  
Monty Stratton ..... 1934  
Billy Cox ..... 1938  
Jack Knott ..... 1938-40

Myril Hoag ..... 1941  
Jake Wade ..... 1942-43  
Eddie Carnett ..... 1944  
Bill Nagel ..... 1945  
Ralph Hodgins ..... 1946  
Lloyd Christopher ..... 1947  
Randy Gumpert ..... 1948  
Al Gettel ..... 1948  
Herb Adams ..... 1949  
Rocky Krsinic ..... 1949  
Lou Kretlow ..... 1951-53  
Virgil Trucks ..... 1953-55  
Carl Sawatski ..... 1956  
Gary Peters ..... 1960-62  
Mike Joyce ..... 1962-63  
Dick Kenworthy ..... 1964  
Bob Lortz ..... 1965-69  
Jose Ortiz ..... 1969  
Bob Miller ..... 1970  
Steve Hamilton ..... 1970  
Tommie Sisk ..... 1970  
Steve Kealey ..... 1971-73  
Lamar Johnson ..... 1976-81  
Chris Nyman ..... 1982-83  
Casey Parsons ..... 1984  
Rudy Law ..... 1984-85  
Bryan Littel ..... 1986  
Tim Hulett ..... 1986  
Dan Pasqua ..... 1988  
Robin Ventura ..... 1990-98  
Brian Daubach ..... 2003  
Jermaine Dye ..... 2005-09  
Mark Teahan ..... 2010-11

## 24 (45)

Lou Garland ..... 1931  
Biggs Wehde ..... 1931  
Evar Swanson ..... 1932  
Sad Sam Jones ..... 1932  
Joe Heving ..... 1933-34  
Carl Fischer ..... 1935  
Lee Stine ..... 1935  
Monty Stratton ..... 1936-38  
Bob Kennedy ..... 1942  
Ralph Hodgins ..... 1943-44  
Ois Hockett ..... 1945  
Al Hollingsworth ..... 1946  
Ed Fernandes ..... 1946  
Earl Harist ..... 1947  
Gordon Goldsberry ..... 1949-51  
Charlie Kress ..... 1949-50  
Gus Niarhos ..... 1950-51  
Hal Hudson ..... 1952  
Connie Johnson ..... 1953  
Bill Fischer ..... 1955  
Ted Gray ..... 1955  
Bob Kennedy ..... 1955  
Al Papai ..... 1955  
Gerry Staley ..... 1956  
Howie Pollet ..... 1956  
Dick Marlowe ..... 1956  
Early Wynn ..... 1958-62  
Don Buford ..... 1963-64  
Tom McCraw ..... 1965-68  
Danny Murphy ..... 1969  
Danny Murphy ..... 1970  
Tom Bradley ..... 1971-72  
Ken Henderson ..... 1973-75  
Bart Johnson ..... 1977  
Mike Proly ..... 1978-80  
Jerry Turner ..... 1981  
Ernesto Escarrega ..... 1982  
Floyd Bannister ..... 1983-85, '87  
Dave Schmidt ..... 1986  
Carlos Martinez ..... 1988-90  
Warren Newson ..... 1991-95  
Mike Cameron ..... 1995-98  
Joe Crede ..... 2000-08  
Dayan Viciedo ..... 2010-14  
Mike Olt ..... 2015



# ALL-TIME NUMERICAL ROSTER

## 25 (48)

Biggs Wehde	1931
Sam Jones	1932
Evar Swanson	1932
Joe Heving	1933-34
Carl Fischer	1935
Lee Stine	1935
Monty Stratton	1936-38
Bob Kennedy	1942
Ralph Hodgins	1943-44, '48
Oris Hockett	1945
Ed Fernandes	1946
Earl Harrist	1947
Gordon Goldsberry	1949-51
Charlie Kress	1949-50
Bob Dillingier	1951
Freddie Marsh	1953-54
Bobby Adams	1955
Ted Gray	1955
Jim Delsing	1956
Cal Abrams	1956
Rudy Arias	1959
Mike Garcia	1960
Jim Lemon	1963
Tommy John	1965-71
Tommy Muser	1972-75
Jesse Jefferson	1975-76
Jerry Hairston	1977
Tommy Cruz	1977
Bobby Bonds	1978
Tom Spencer	1978
Mike Squires	1979-85
Ron Hassey	1986-87
Scott Bradley	1986
Donn Pall	1988
Eddie Williams	1989
Sammy Sosa	1989-91
Kirk McCaskill	1992-94
Jim Abbott	1995, '98
Jeff Abbott	1999-2000
Joe Borchard	2002-05
Jim Thome	2006-09
Andrew Jones	2010
Moises Sierra	2014
Adam LaRoche	2015

## 26 (61)

Billy Sullivan	1931
Milt Gaston	1932
Johnny Rigney	1935
Clint Brown	1936-40
Harry Boyles	1938
Frank Gabler	1938
John Humphries	1941-45
Ralph Hamner	1946
Frankie Hayes	1946
Tom Jordan	1946
Joe Stephenson	1947
Ralph Weigel	1948
Fred Hancock	1949
Earl Rapp	1949
Nellie Fox	1950-52
Red Wilson	1953
Don Johnson	1954
Earl Battey	1955-59
Don Rudolph	1957
Earl Battey	1957-59
Roy Sievers	1960
Wes Covington	1961
Don Larsen	1961
Gene Stephens	1963-64
Ted Willis	1965
Dick Kenworthy	1965-67
Gary Bell	1969
Bob Priddy	1969
Jerry Janeski	1970
Rich McKimney	1971
Jim Lytle	1972
Dave Baldwin	1973
Lee "Skip" Pflotz	1974-75
Dave Hamilton	1975-77
Lloyd Allen	1975

Jim Willoughby	1978
Randy Scarberry	1979-80
Fran Mullins	1980
Joel Skinner	1983
Tom O'Malley	1984
Mark Ryal	1985
Bobby Bonilla	1986
Jose DeLeon	1986-87
Rick Horton	1988
Russ Morrison	1989
John Willard	1990
Rodney McCray	1991
Mike Squires	1992
Ellis Burks	1993
Joe Hall	1994
Brian Keyser	1995-96
Chuck McElroy	1997
Lou Frazier	1998
McKay Christensen	1999-2001
Ross Gload	2004
Orlando Hernandez	2005
Sandy Alomar, Jr.	2006
Andy Gonzalez	2007
Octavio Dotel	2008-09
Jesse Crain	2011-13
Avissal Garcia	2013-15

## 27 (53)

Lu Blue	1931
Bill Norman	1932
Milt Boeck	1933
Clarence Fieber	1933
Marty Hopkins	1934-35
Lee Stine	1934
Jo-Jo Morrissey	1936
Thornton Lee	1937-47
Ed Fernandes	1946
Gene Markland	1949
Ross Grimsley	1951
Hal Brown	1951
Sam Hairston	1951-52
Virgil Trucks	1953
Tommy Byrne	1953
Bob Elliott	1953
Willard Marshall	1954-55
Ed White	1955
Bill Fischer	1956
Ellis Kinder	1956-57
Barry Latman	1957
Turk Lowm	1958-62
Don Rudolph	1958-59
Jim Brosnan	1963
Charley Smith	1964
Fred Klages	1966-67
Don Seacrist	1969-70
Vicente Romo	1971-72
John Jeter	1973
Ken Kravec	1975-80
Lynn McGlothen	1981
Eddie Solomon	1982
Greg Walker	1982
Lorenzo Gray	1982-83
Bob Fallon	1984-85
Dick Bosman	1986
Mark Salas	1988
Greg Hibbard	1989-92
Jack Hardy	1989
Matt Merullo	1989
Ivan Calderon	1993
Dennis Cook	1994
Chris Snopce	1995-97
Brian Simmons	1998-2000
Josh Paul	2001-03
Carl Everett	2003
Jamie Burke	2004-05
Geoff Blum	2005
Josh Fields	2006-07
Paul Phillips	2008
Ramon Castro	2009-11
Matt Lindstrom	2013-14
Leury Garcia	2015

## 28 (46)

Irv Jeffries	1931
Sad Sam Jones	1933-34
John Pomorski	1934
Glenn Wright	1935
Red Evans	1936
John Whitehead	1937, '39
Jesse Landrum	1938
Ollie Bejma	1939
John Whitehead	1939
Vallie Eaves	1940
Jack Hallett	1940-41
Dick Culler	1943
Myril Hoag	1944
Cass Michaels	1944-46
Pete Gebrinan	1947
Al Gettel	1949
Eddie Malone	1949-50
Lo Kretlow	1950
Bob Chakales	1955
Dixie Howell	1955-58
Stover McIlwain	1958
Joe Hicks	1959
Claude Raymond	1959
Don Ferrarese	1960
Joe Ginsberg	1960-61
Warren Hacker	1961
Eddie Fisher	1962-96
Willard Wood	1967-78
Rich Wortham	1979-80
Sparky Lyle	1982
Miguel Dilone	1983
Randy Niemann	1983-84
Kelly Paris	1988
Billy Jo Robidoux	1989
Rodney McCray	1990
Cory Snyder	1991
Esteban Beltre	1991
Joey Cura	1992-94
Lyle Mouton	1995-97
Craig Wilson	1998-2000
Julio Ramirez	2001
D'Angelo Jimenez	2002
Armando Rios	2003
Dewayne Wise	2012-13
Leury Garcia	2013-14
Trayce Thompson	2015

## 29 (34)

John Kerr	1931
Bob Poser	1932
Chad Kimsey	1933
Ray Phelps	1935-36
Bill Shores	1936
Johnny Rigney	1937-42, '46-47
Floyd Speer	1943
Cass Michaels	1943-44
Bill Metzgi	1944
Al Hollingsworth	1946
Bill Wight	1948-50
Joe Dobson	1951-53
Jack Harshman	1954-57
Ray Moore	1958-60
Bob Rush	1960
Al Pilarcik	1961
Frank Kreuzter	1962, '64
Taylor Phillips	1963
Marv Staehle	1964-67
Carlos May	1968
Bobby Knop	1969-70
Joe Keough	1973
Buddy Bradford	1976
George Enright	1976
Harold Baines	1980
Nardi Contreras	1980
Greg Walker	1982-90
Jack McDowell	1990-94
John Kruk	1995
Don Slaught	1996
Tony Pena	1997
Keith Foulke	1998-2002
Dan Johnson	2012
Jeff Samardzija	2015

## 30 (31)

Italo Chelini	1935-37
George Gick	1938
Jesse Dobbin	1939
Sandy Consuegra	1953
Bud Sheely	1953
Bob Kennedy	1955-56
Lloyd Merriman	1955
Jim Wilson	1956-58
Alan Brice	1961
Dean Look	1961
John Buzhardt	1962-67
Cisco Carlos	1967-69
Art Kusnyer	1970
Jerry Arrigo	1970
Rich Morales	1971-73
Bucky Dent	1973-76
Jerry Hairston	1973
Don Kessinger	1978
Mike Colbern	1978
Ross Baumgarten	1978-81
Salome Barojas	1982-84
Gene Nelson	1984-86
Sap Randall	1988
Donn Pall	1989-90
Tim Raines	1991-95
Magglio Ordonez	1997-2004
Luis Teroero	2007
Nick Swisher	2008
Mark Kotsay	2009
Alejandro De Aza	2010-14
David Robertson	2015

## 31 (24)

Bob Boyd	1954
Dick Donovan	1955
Stan Jok	1955
Jerry Dahlke	1956
Paul LaPalme	1956-57
Harry Byrd	1956
Tom Qualters	1958
Norm Cash	1958
Chuck Lindstrom	1958
Earl Averill	1960
Jake Striker	1960
Bob Roselli	1961-62
Hoyt Wilhelm	1963-68
Joe Gates	1978
Lamar Hoyt	1980-84
Bruce Tanner	1985
John Davis	1988-89
Scott Radinsky	1990-95
Greg Norton	1996-2000
Jose Canseco	2001
Ben Davis	2004
Raul Casanova	2005
Ryan Sweeney	2007
Dewayne Wise	2008-09

## 32 (33)

Stan Jok	1954
Harry Byrd	1955
Ron Northey	1956-57
Jim Hughes	1957
Don Mueller	1958-59
Bob Shaw	1958
J.C. Martin	1959
Larry Doby	1959
Joe Hicks	1960
Juan Pizarro	1961-66
Buddy Bradford	1967-68
Bart Johnson	1969
Sammy Ellis	1969
Doug Adams	1969
Jack Hamilton	1969
Don Eddy	1970-71
Steve Stone	1973, '77-78
Bill Golewowski	1975
Dewey Robinson	1979
Thad Bosley	1979-80
Jay Loviglio	1981
Tim Lulett	1983-87

Steve Carlton	1986
Jeff Bittiger	1988-89
Alex Fernandez	1990-96
Steve Rosenzweig	1990
Tom Fordham	1997-98
Kip Wells	1999-2001
Matt Ginter	2003
Mick Dransfeldt	2004
Dustin Hermanson	2005-06
Brian Anderson	2007-09
Adam Dunn	2011-13

## 33 (20)

Red Faber	1947
Vito Valentineti	1954
Joe Kirrene	1954
Don Kirkwood	1977
Steve Trout	1978-82
Barry Martz	1983
Daryl Boston	1984
John Cangolosi	1985
Neil Allen	1986-87
Melido Perez	1988-91
Doug Brady	1995
Marvin Freeman	1996
Mike Sirotka	1997-2000
David Wells	2001
Aaron Rowand	2003-05
Javier Vazquez	2006-08
Edwin Jackson	2010-11
Dylan Axelrod	2012, '13
Brett Myers	2012
Zach Duke	2015

## 34 (46)

Bill Norman	1931
Fred Eichrodt	1931
Mel Simons	1932
Liz Funk	1932
Ira Hutchinson	1933
Ed Walsh	1933
Earl Webb	1933
Frency Bordagaray	1934
Charlie Uhler	1934
John Whitehead	1935-39
Johnny Marcum	1939
Len Perme	1942, '46
Sammy West	1942
Don Hanski	1943-44
Bill Mueller	1945
Frank Whitman	1946
Red Ruffing	1947
Alex Carrasquel	1949
Herb Adams	1950
Ken Holcombe	1950-52
Bill Wilson	1950
Bill Heath	1965
Eddie Fisher	1972-73
Hugh Yancy	1972
Bill Moran	1974
Cecil Upshaw	1975
Ken Brett	1976-77
Clay Carroll	1977
Jim Willoughby	1978
Alvin Moore	1979-80
Joe Gates	1979
Bill Almon	1981-82
Rich Dotson	1983-87, '89
Ken Patterson	1988-91
Eddie Williams	1989
Terry Leach	1992-93
Atlee Hammaker	1994-95
Dann Howitt	1994
Andrew Lorraine	1995
Domingo Cedano	1996
Joe Magrane	1996
Mario Valdez	1997
Jason Dellaero	1999
Freddy Garcia	2004-06
Gavin Floyd	2007-13
Matt Albers	2015



# ALL-TIME NUMERICAL ROSTER

## 35 (26) — Retired in 2010

Bob Fothergill ..... 1931  
Bruce Campbell ..... 1931  
Chad Kimsley ..... 1932  
Greg Mulleavy ..... 1932  
Bob Poser ..... 1932  
George Murray ..... 1933  
Les Tietje ..... 1933  
Frank Grube ..... 1935-36  
John Michaels ..... 1935  
Tony Rensa ..... 1937-39  
Joe Haynes ..... 1941-48  
Eddie Klieman ..... 1949  
Bill Connelly ..... 1950  
Gus Keriazakos ..... 1950  
Saul Rogovin ..... 1951-52  
Dick Strahs ..... 1954  
Earl Batty ..... 1955  
Gil Cona ..... 1955  
Ed McGhee ..... 1955  
Vern Stephens ..... 1955  
Bob Shaw ..... 1958-61  
Fred Talbot ..... 1963  
Pablo Torrealba ..... 1978-79  
Dewey Robinson ..... 1980-81  
Jeff Bittiger ..... 1989  
*Frank Thomas ..... 1990-2005*

## 36 (54)

Art Smith ..... 1932  
Charlie English ..... 1932  
Hal Anderson ..... 1932  
Billy Sullivan ..... 1933  
Mark Mauldin ..... 1934  
Frenchy Uhalt ..... 1934  
Monty Stratton ..... 1935  
George Cathamher ..... 1935  
Norm Schlueter ..... 1938-39  
Bob Kennedy ..... 1940-41, 46-48  
Leo Wells ..... 1942  
Frank Kalin ..... 1943  
Johnny Dickshot ..... 1944-45  
Bob Gillespie ..... 1948  
Ernie Groh ..... 1949  
George Metkovich ..... 1949  
Jerry Scala ..... 1950  
Tom Hurd ..... 1951  
Phil Mast ..... 1951  
Hec Rodriguez ..... 1952  
Morrie Martin ..... 1954-56  
Al Sima ..... 1954  
Jim McDonald ..... 1956-58  
Tom Qualters ..... 1958-59  
Joe Stanka ..... 1959  
Al Worthington ..... 1960  
Ted Lepcio ..... 1961  
Jack Lamabe ..... 1966-67  
Don McMahon ..... 1967  
Jim Kaat ..... 1973-75  
Clay Carroll ..... 1976  
Lerrin LaGrow ..... 1977-79  
Guy Hoffman ..... 1980  
Jerry Kosman ..... 1981-83  
Ron Reed ..... 1984  
Bill Long ..... 1985  
Bill Dawley ..... 1986  
Ray Searge ..... 1986-87  
Jerry Hairston ..... 1988  
Jose Segura ..... 1988  
Eric King ..... 1989-90  
Scott Hemond ..... 1992  
Tim Belcher ..... 1993  
Scott Ruffcorn ..... 1994-95  
Kevin Tapani ..... 1996  
Scott Eyre ..... 1997-2000  
Bill Pulsipher ..... 2001  
Dan Wright ..... 2002, '04  
Tom Gordon ..... 2003  
Chris Widger ..... 2005-06  
Ryan Sweeney ..... 2006  
Mike Myers ..... 2007  
Josh Phegley ..... 2013-14  
Rob Brantly ..... 2015

## 37 (27)

Bob Seeds ..... 1932  
Bob Poser ..... 1932  
Tony Piet ..... 1935  
Jackie Hayes ..... 1936-39  
John Gerlach ..... 1939  
Skeeter Webb ..... 1940-42  
Gordon Maltzberger ..... 1943-44, '47  
Clay Touchstone ..... 1945  
Leo Wells ..... 1946  
Jim Goodwin ..... 1948  
Mark Rotblatt ..... 1948  
Rovly Nelson ..... 1951  
Bill Kennedy ..... 1952  
Al Widmar ..... 1952  
Don Nicholas ..... 1954  
Lloyd Allen ..... 1974  
Dave Frost ..... 1977  
Ron Schueler ..... 1978  
Bob Fallon ..... 1984  
Dan Spillner ..... 1984-85  
Dave Cochrane ..... 1986  
Steve Carlton ..... 1986  
Bobby Thigpen ..... 1987-93  
James Baldwin ..... 1995-2001  
Jon Adkins ..... 2003-05  
Matt Thornton ..... 2006-13  
Scott Downs ..... 2014

## 38 (40)

Jake Miller ..... 1933  
Les Tietje ..... 1934  
Dave Phillip ..... 1946-47  
Gordon Maltzberger ..... 1946  
Edmond O'Neill ..... 1946  
Ken Maulder ..... 1948  
Ike Pearson ..... 1948  
Don Wheeler ..... 1949  
Phil Masi ..... 1950-52  
Hank Edwards ..... 1952  
Bill Wilson ..... 1954  
Norm Cash ..... 1959  
Frank Baumann ..... 1960-64  
Dan Neumeier ..... 1972  
Phil Regan ..... 1972  
Jim Otten ..... 1974-76  
Jesse Jefferson ..... 1975  
Henry Cruz ..... 1977-78  
Jim Willoughby ..... 1978  
Glenn Borgmann ..... 1980  
Joe DeSa ..... 1985  
Pete Filson ..... 1986  
Pat Keedy ..... 1987  
Barry Jones ..... 1988-89  
Dave LaPoint ..... 1988  
Ken Patterson ..... 1989  
Esteban Beltre ..... 1992  
Mike Squires ..... 1992  
Dane Johnson ..... 1994  
Mike Sirotka ..... 1995-96  
Jaime Navarro ..... 1997-99  
Aaron Myette ..... 2000  
Gary Glover ..... 2001-03  
Neal Cotts ..... 2003  
Bill Jackson ..... 2004  
Pablo Ozuna ..... 2005-08  
Jason Bourgeois ..... 2008  
Eduardo Escobar ..... 2012  
Hector Gimenez ..... 2012-13  
Miguel Gonzalez ..... 2013  
Andy Wilkins ..... 2014

## 39 (30)

Grant Bowler ..... 1932  
Clarence Fieber ..... 1932  
Paul Gregory ..... 1932  
Eke Wade ..... 1942  
Ed Weiland ..... 1942  
 Floyd Spier ..... 1944  
Darryl Lodigiani ..... 1946  
Fred Bradley ..... 1948-49  
Eddie Klieman ..... 1949

Jerry Scala ..... 1950  
Ray Coleman ..... 1951-52  
Dick Littlefield ..... 1951  
Tom Rivera ..... 1952  
Tom Flanagan ..... 1954  
Steve Jones ..... 1967  
Bob Priddy ..... 1968  
Dan Neumeier ..... 1972  
Roberto Hernandez ..... 1991-97  
Jeff Liefer ..... 1999-2002  
Aaron Miles ..... 2003  
Wilson Valdez ..... 2004  
Chris Stewart ..... 2006  
Chris Getz ..... 2008  
Jimmy Gobble ..... 2009  
Tyler Flowers ..... 2009  
Dylan Axelrod ..... 2011-12  
Brett Myers ..... 2012  
Casper Wells ..... 2013  
Bryan Anderson ..... 2013  
Maikel Cleto ..... 2014

## 40 (24)

Marv Rotblatt ..... 1948  
Stan Johnson ..... 1960  
Mike Hershberger ..... 1961-64  
Bill Voss ..... 1965-66  
Ed Stroud ..... 1966  
Dan Lazar ..... 1968-69  
Jim Magnuson ..... 1970-71  
Jim McGlothlin ..... 1973  
Joe Henderson ..... 1974  
Lloyd Allen ..... 1974-75  
Pete Vuckovich ..... 1975-76  
Brett Burns ..... 1978-85  
Bryan Clark ..... 1986  
Joe Cowley ..... 1986  
Jack McDowell ..... 1987-88, '90  
Jim Winn ..... 1987  
Wilson Alvarez ..... 1990-97  
Jim Parque ..... 1998-2002  
Barolo Colon ..... 2003, '09  
Charlie Haeger ..... 2006-07  
J.J. Putz ..... 2010  
Brian Bruney ..... 2011-12  
Ramon Troncoso ..... 2013  
Daniel Webb ..... 2014-15

## 41 (24)

Verle Tiefenthaler ..... 1962  
Don Mossi ..... 1964  
Dennis Higgins ..... 1966-67  
Paul Edmondson ..... 1969  
 Floyd Weaver ..... 1970  
Cy Acosta ..... 1972-74  
Claude Osteen ..... 1975  
Larry Monroe ..... 1976  
Ron Baumgarten ..... 1978  
Fred Howard ..... 1979  
Dick Tidrow ..... 1983  
Tom Seaver ..... 1984-86  
Scott Nelson ..... 1987  
Jerry Reuss ..... 1988-89  
Jeff Carter ..... 1991  
Bill Simas ..... 1995-2001  
Mike Porzio ..... 2002-03  
Jason Grilli ..... 2004  
Brandon McCarthy ..... 2005  
Lance Broadway ..... 2007-09  
Daniel Hudson ..... 2010  
Phillip Humber ..... 2011-12  
David Purcey ..... 2013  
Javy Guerra ..... 2014-15

## 42 (18) — Retired in 1997

Chet Hajduk ..... 1941  
Ron Jackson ..... 1954-56  
Ed Herman ..... 1967  
Bar Johnson ..... 1969-71  
Denny O'Toole ..... 1969  
Hank Allen ..... 1972-73  
Cecil Upshaw ..... 1975  
Tim Stoddard ..... 1975

Marv Foley ..... 1978  
Mark Esser ..... 1979  
Ron Kittle ..... 1982-86, '89-91  
Jack Portante ..... 1986  
Adam Peterson ..... 1987-88  
Tom Drees ..... 1991  
Dale Sveum ..... 1992  
Rodney Bolton ..... 1993, '95  
Paul Assenmacher ..... 1994  
Scott Ruffcorn ..... 1996

## 43 (20)

Gary Peters ..... 1963-69  
Dave Lemonds ..... 1972-73  
Bruce DalCanton ..... 1977-78  
Dennis Lamp ..... 1981  
Steve Mura ..... 1983  
Jerry Don Gleadon ..... 1984  
Steve Christmas ..... 1984  
Bob James ..... 1985-87  
Adam Peterson ..... 1987, '89-90  
Ramon Garcia ..... 1991  
Bob Zupic ..... 1994  
Mike Robertson ..... 1996  
Carlos Castillo ..... 1997-99  
Herbert Perry ..... 2000-01  
Damazo Marte ..... 2002-05  
Heath Phillips ..... 2007  
Freddy Garcia ..... 2009-10  
Addison Reed ..... 2011-13  
Frank Francisco ..... 2014  
Dan Jennings ..... 2015

## 44 (35)

Merv Connors ..... 1937-38  
Phi Cavarretta ..... 1954-55  
Ray Berres ..... 1954  
Connie Johnson ..... 1955-56  
Jerry Staley ..... 1956  
Bill Fischer ..... 1957  
Cam Carreon ..... 1959  
Russ Kemmerer ..... 1960-62  
Dean Steato ..... 1962  
Jim Hicks ..... 1964-66  
Don McMahon ..... 1967-68  
Jerry Crider ..... 1970  
Pat Jacquez ..... 1971  
Stan Perzanowski ..... 1971  
Moe Drabowski ..... 1972  
Wayne Granger ..... 1974  
Rich Hinton ..... 1975  
Chet Lemon ..... 1976-81  
Tom Pacioret ..... 1982-84  
Mark Gilbert ..... 1985  
John Cangolosi ..... 1986  
Pat Keedy ..... 1987  
Dan Pasqua ..... 1988-94  
Jerry Reuss ..... 1988  
Tony Castillo ..... 1996-97  
Chad Bradford ..... 1998-2000  
Ruben Sierra ..... 1998  
Ken Hill ..... 2000  
Aaron Rowand ..... 2001-02  
Billy Koch ..... 2003-04  
Brian Anderson ..... 2005-06  
Toby Hall ..... 2007-08  
Corky Miller ..... 2009  
Jake Peavy ..... 2009-13  
Adam Dunn ..... 2014

## 45 (43)

Paul Gregory ..... 1932  
Fred Tauby ..... 1935  
Dixie Walker ..... 1936  
George Dick ..... 1937  
Frank Gabler ..... 1938  
Joe Martin ..... 1938  
Vic Frazier ..... 1939  
Orval Grove ..... 1940-49  
Ben Chapman ..... 1941  
Clyde Shoun ..... 1949  
Joe Erautt ..... 1950-51

Bud Sheely ..... 1951  
Sherm Lollar ..... 1952  
Connie Johnson ..... 1954  
Earl Batty ..... 1955  
Camilo Carreron ..... 1960-64  
Jack Lamabe ..... 1966  
Aurelio Montegaudo ..... 1967  
Fred Rath ..... 1968-69  
Les Stange ..... 1970  
Steve Hamilton ..... 1970  
Stan Bahnsen ..... 1972-75  
Chris Knapp ..... 1975-77  
Kevin Hickey ..... 1981-83  
Steve Christmas ..... 1984  
Steve Fireovid ..... 1985  
Bryan Clark ..... 1986  
Jim Winn ..... 1987  
Carl Willis ..... 1988  
Shawn Hillegas ..... 1988-89  
Jack Hardy ..... 1989  
Jerry Hairston ..... 1989  
Jose Segura ..... 1989  
Wayne Edwards ..... 1990-91  
Shawn Abner ..... 1992  
Scott Ruffcorn ..... 1993  
Dave Righetti ..... 1995  
Danny Tartabull ..... 1996  
Jeff Abbott ..... 1997-98  
Carlos Lee ..... 1999-2004  
Bobby Jenks ..... 2005-10  
Dallas McPherson ..... 2011  
Erik Johnson ..... 2013-15

## 46 (33)

Jim Moore ..... 1932  
Hank Steinbacher ..... 1937-39  
Eddie Smith ..... 1940-43  
Earl Wade ..... 1944  
Earl Caldwell ..... 1945-48  
Randy Gumpert ..... 1948  
Bob Kuzava ..... 1949-50  
Eddie Robinson ..... 1950-51  
Ray Scarborough ..... 1950  
Connie Johnson ..... 1954  
Alan Brice ..... 1961  
Dick Kenworthy ..... 1962  
Duane Josephson ..... 1965-66  
Billy Wynne ..... 1968-70  
Stan Perzanowski ..... 1971, '74  
Joe Keough ..... 1973  
Ozzie Osborn ..... 1975  
Francisco Barrios ..... 1976-81  
Warren Brusstar ..... 1982  
Scott Fletcher ..... 1983  
Jerry Don Gleadon ..... 1985  
Tim Lollar ..... 1985  
Bill Dawley ..... 1986  
Bill Long ..... 1987  
Steve Rosenberg ..... 1988-89  
Chuck Cary ..... 1993  
Jason Bere ..... 1994-98  
Bob Howry ..... 1999-2002  
Dan Wright ..... 2003  
Neal Cotts ..... 2004-06  
Nick Mattson ..... 2007-08  
Sergio Santos ..... 2010-11  
Donnie Veal ..... 2012-14

## 47 (39)

Milt Bocek ..... 1934  
Italo Chellini ..... 1936-37  
Bob Uhle ..... 1938  
John Gerlach ..... 1938  
Eric McNair ..... 1939  
Don Kolloway ..... 1940-43, 46-49  
Tony Cucinello ..... 1943-45  
Don Kolloway ..... 1946-49  
Al Gettel ..... 1948  
Cathfish Metkovich ..... 1949  
Jim Husby ..... 1950  
Darrrel Johnson ..... 1952  
Al Widmar ..... 1952

FRONT OFFICE

FIELD STAFF

PLAYERS

OPPOSITION

2015 REVIEW

HISTORY

RECORDS

MINOR LEAGUES

MEDIA/MISC.



# OPENING DAY LINEUPS

## 1901

Hoy ..... CF  
 Jones ..... RF  
 Mertes ..... LF  
 Shugart ..... SS  
 Isbell ..... 1B  
 Hartman ..... 3B  
 Brain ..... 2B  
 Sullivan ..... C  
 Patterson ..... P

## 1902

Strang ..... 3B  
 Jones ..... CF  
 Green ..... LF  
 Davis ..... SS  
 Mertes ..... RF  
 Daly ..... 2B  
 Isbell ..... 1B  
 Sullivan ..... C  
 Callahan ..... P

## 1903

Dolan ..... 1B  
 Jones ..... CF  
 Green ..... RF  
 Hallman ..... LF  
 Isbell ..... 3B  
 Daly ..... 2B  
 Tannehill ..... SS  
 McFarland ..... C  
 Flaherty ..... P

## 1904

Holmes ..... LF  
 Dundon ..... 2B  
 Green ..... RF  
 Davis ..... SS  
 Donahue ..... 1B  
 Tannehill ..... 3B  
 Jones ..... CF  
 Sullivan ..... C  
 Owen ..... P

## 1905

Holmes ..... LF  
 Jones ..... CF  
 Green ..... RF  
 Davis ..... SS  
 Donahue ..... 1B  
 McFarland ..... C  
 Tannehill ..... 3B  
 Dundon ..... 2B  
 Smith ..... P

## 1906

O'Neill ..... RF  
 Isbell ..... 2B  
 Davis ..... SS  
 Donahue ..... 1B  
 Jones ..... CF  
 Vinson ..... LF  
 Rohe ..... 3B  
 Sullivan ..... C  
 Owen ..... P

## 1907

Hahn ..... RF  
 Jones ..... CF  
 Isbell ..... 2B  
 Donahue ..... 1B  
 Rohe ..... 3B  
 Dougherty ..... LF  
 Tannehill ..... SS  
 Sullivan ..... C  
 Walsh ..... P

## 1908

Hahn ..... RF  
 Jones ..... CF  
 Dougherty ..... LF  
 Parent ..... SS  
 Atz ..... 2B  
 Donahue ..... 1B  
 Tannehill ..... 3B  
 Sullivan ..... C  
 White ..... P

## 1909

Hahn ..... RF  
 Parent ..... SS  
 Dougherty ..... LF  
 Isbell ..... 1B  
 Cravath ..... CF  
 Weaver ..... 2B  
 Tannehill ..... 3B  
 Sullivan ..... C  
 Smith ..... P

## 1910

Hahn ..... RF  
 Zeider ..... 2B  
 Parent ..... CF  
 Dougherty ..... LF  
 Gandil ..... 1B  
 Purtell ..... 3B  
 Blackburne ..... SS  
 Payne ..... C  
 Smith ..... P

## 1911

McConnell ..... 2B  
 Lord ..... 3B  
 Zeider ..... SS  
 Dougherty ..... LF  
 Callahan ..... RF  
 McIntyre ..... CF  
 W. Jones ..... 1B  
 Sullivan ..... C  
 Walsh ..... P

## 1912

Rath ..... 2B  
 Lord ..... 3B  
 Callahan ..... LF  
 Bodie ..... CF  
 Mattick ..... RF  
 Zeider ..... 1B  
 Weaver ..... SS  
 Sullivan ..... C  
 Walsh ..... P

## 1913

Rath ..... 2B  
 Lord ..... 3B  
 S. Collins ..... RF  
 Bodie ..... CF  
 Borton ..... 1B  
 Mattick ..... LF  
 Weaver ..... SS  
 Schalk ..... C  
 Scott ..... P

## 1914

Weaver ..... SS  
 Lord ..... 3B  
 Chase ..... 1B  
 S. Collins ..... RF  
 Bodie ..... CF  
 Schalk ..... C  
 Blackburne ..... 2B  
 Schreiber ..... LF  
 Scott ..... P

## 1915

Quinlan ..... LF  
 Weaver ..... SS  
 E. Collins ..... 2B  
 S. Collins ..... CF  
 Felsch ..... RF  
 Brief ..... 1B  
 Schalk ..... C  
 Breton ..... 3B  
 Scott ..... P

## 1916

Murphy ..... RF  
 Weaver ..... 3B  
 E. Collins ..... 2B  
 Fournier ..... 1B  
 Jackson ..... LF  
 Felsch ..... CF  
 Schalk ..... C  
 Terry ..... SS  
 Russell ..... P

## 1917

S. Collins ..... RF  
 Risberg ..... SS  
 E. Collins ..... 2B  
 Jackson ..... LF  
 Felsch ..... CF  
 Gandil ..... 1B  
 Weaver ..... 3B  
 Schalk ..... C  
 Williams ..... P

## 1918

Leibold ..... RF  
 Weaver ..... SS  
 E. Collins ..... 2B  
 Felsch ..... LF  
 Jackson ..... CF  
 Gandil ..... 1B  
 Risberg ..... 3B  
 Schalk ..... C  
 Cicotte ..... P

## 1919

Leibold ..... RF  
 Weaver ..... SS  
 E. Collins ..... 2B  
 Jackson ..... LF  
 Felsch ..... CF  
 Gandil ..... 1B  
 Risberg ..... 3B  
 Schalk ..... C  
 Williams ..... P

## 1920

Leibold ..... RF  
 Weaver ..... 3B  
 E. Collins ..... 2B  
 Jackson ..... LF  
 Felsch ..... CF  
 Jourdan ..... 1B  
 Risberg ..... SS  
 Schalk ..... C  
 Williams ..... P

## 1921

Hooper ..... RF  
 Johnson ..... SS  
 E. Collins ..... 2B  
 Shely ..... 1B  
 Mostil ..... CF  
 Falk ..... LF  
 Mulligan ..... 3B  
 Schalk ..... C  
 Kerr ..... P

## 1922

Johnson ..... SS  
 McClellan ..... 3B  
 E. Collins ..... 2B  
 Hooper ..... RF  
 Strunk ..... CF  
 Falk ..... LF  
 Shely ..... 1B  
 Schalk ..... C  
 Faber ..... P

## 1923

Hooper ..... RF  
 Johnson ..... SS  
 E. Collins ..... 2B  
 Mostil ..... CF  
 Shely ..... 1B  
 Kamm ..... 3B  
 Falk ..... LF  
 Schalk ..... C  
 Faber ..... P

## 1924

Mostil ..... CF  
 Hooper ..... RF  
 E. Collins ..... 2B  
 Shely ..... 1B  
 Kamm ..... 3B  
 Barrett ..... LF  
 McClellan ..... SS  
 Schalk ..... C  
 Robertson ..... P

## 1925

Mostil ..... CF  
 Davis ..... SS  
 E. Collins ..... 2B  
 Shely ..... 1B  
 Falk ..... LF  
 Elsh ..... RF  
 Kamm ..... 3B  
 Schalk ..... C  
 Thurston ..... P

## 1926

Harris ..... CF  
 Scott ..... SS  
 E. Collins ..... 2B  
 Shely ..... 1B  
 Falk ..... LF  
 Gulley ..... RF  
 Schalk ..... C  
 Kamm ..... 3B  
 Lyons ..... P

## 1927

Moore ..... RF  
 Kamm ..... 3B  
 Barrett ..... CF  
 Falk ..... LF  
 Shely ..... 1B  
 Ward ..... 2B  
 Peckinpaugh ..... SS  
 Schalk ..... C  
 Thomas ..... P

## 1928

Clancy ..... 1B  
 Kamm ..... 3B  
 Metzler ..... CF  
 Falk ..... LF  
 Redfern ..... 2B  
 Moore ..... RF  
 Cissell ..... SS  
 Berg ..... C  
 Lyons ..... P

## 1929

Metzler ..... CF  
 Kerr ..... 2B  
 Clancy ..... 1B  
 Reynolds ..... LF  
 Kamm ..... 3B  
 Watwood ..... RF  
 Cissell ..... SS  
 Autry ..... C  
 Thomas ..... P

## 1930

Smith ..... SS  
 Cissell ..... 2B  
 Reynolds ..... CF  
 Jolley ..... RF  
 Shires ..... 1B  
 Moore ..... LF  
 Kamm ..... 3B  
 Autry ..... C  
 Thomas ..... P

## 1931

Blue ..... 1B  
 Simons ..... CF  
 Reynolds ..... RF  
 Appling ..... SS  
 Cissell ..... 2B  
 Watwood ..... LF  
 Kamm ..... 3B  
 Tate ..... C  
 Thomas ..... P

## 1932

Anderson ..... CF  
 Hayes ..... 2B  
 Selph ..... 3B  
 Fothergill ..... RF  
 Fonseca ..... LF  
 Blue ..... 1B  
 Cissell ..... SS  
 Grube ..... C  
 Jones ..... P

## 1933

Hayes ..... 2B  
 Haas ..... CF  
 Fonseca ..... 1B  
 Simmons ..... LF  
 Appling ..... SS  
 Kress ..... RF  
 Dykes ..... 3B  
 Berry ..... C  
 Durham ..... P

## 1934

Swanson ..... RF  
 Hayes ..... 2B  
 Bonura ..... 1B  
 Simmons ..... LF  
 Appling ..... SS  
 Haas ..... CF  
 Shea ..... C  
 Chamberlain ..... 3B  
 Jones ..... P

## 1935

Radcliff ..... LF  
 Hayes ..... 2B  
 Simmons ..... CF  
 Bonura ..... 1B  
 Washington ..... RF  
 Appling ..... SS  
 Dykes ..... 3B  
 Sewell ..... C  
 Jones ..... P

## 1936

Radcliff ..... LF  
 Kreevich ..... CF  
 Haas ..... 1B  
 Washington ..... RF  
 Appling ..... SS  
 Piet ..... 2B  
 Dykes ..... 3B  
 Sewell ..... C  
 Whitehead ..... P

## 1937

Radcliff ..... LF  
 Rosenthal ..... CF  
 Walker ..... RF  
 Bonura ..... 1B  
 Appling ..... SS  
 Hayes ..... 2B  
 Berger ..... 3B  
 Sewell ..... C  
 Kennedy ..... P

## 1938

Hayes ..... 2B  
 Kreevich ..... CF  
 Walker ..... RF  
 Radcliff ..... LF  
 Kuhel ..... 1B  
 Owen ..... 3B  
 Berger ..... SS  
 Sewell ..... C  
 Whitehead ..... P

## 1939

Owen ..... 3B  
 Steinbacher ..... RF  
 Walker ..... LF  
 Appling ..... SS  
 Kreevich ..... CF  
 Kuhel ..... 1B  
 McNair ..... 2B  
 Silvestri ..... C  
 Rigney ..... P

## 1940

Kennedy ..... 3B  
 Kuhel ..... 1B  
 Kreevich ..... CF  
 Solters ..... RF  
 Appling ..... SS  
 Wright ..... RF  
 McNair ..... 2B  
 Tresh ..... C  
 Smith ..... P

## 1941

Knickerbocker ..... 2B  
 Appling ..... SS  
 Kuhel ..... 1B  
 Solters ..... LF  
 Lodigiani ..... RF  
 Rosenthal ..... 3B  
 Kreevich ..... CF  
 Tresh ..... C  
 Dietrich ..... P

## 1942

Kolloway ..... 2B  
 Moses ..... CF  
 Kuhel ..... 1B  
 Appling ..... SS  
 Sketchley ..... RF  
 Hoag ..... LF  
 Kennedy ..... 3B  
 Tresh ..... C  
 Rigney ..... P

## 1943

Tucker ..... CF  
 Appling ..... SS  
 Kuhel ..... 1B  
 Solters ..... LF  
 Kolloway ..... 2B  
 Moses ..... RF  
 Grant ..... 3B  
 Tresh ..... C  
 Dietrich ..... P

## 1944

Webb ..... SS  
 Hockett ..... CF  
 Dickshot ..... LF  
 Trosky ..... RF  
 Curtright ..... 1B  
 Clarke ..... 3B  
 Schalk ..... 2B  
 Turner ..... C  
 Grove ..... P

## 1945

Moses ..... RF  
 Hockett ..... CF  
 Dickshot ..... LF  
 Nages ..... 1B  
 Cuccinello ..... 3B  
 Schalk ..... 2B  
 Michaels ..... SS  
 Tresh ..... C  
 Kennedy ..... P

## 1946

Moses ..... RF  
 Baker ..... 3B  
 Wright ..... LF  
 Appling ..... SS  
 Trosky ..... 1B  
 Kolloway ..... 2B  
 Tucker ..... CF  
 Tresh ..... C  
 Dietrich ..... P

## 1947

Baker ..... 3B  
 Appling ..... SS  
 Philley ..... CF  
 Kennedy ..... RF  
 Hodgins ..... LF  
 Kolloway ..... 1B  
 Michaels ..... 2B  
 Tresh ..... C  
 Lopat ..... P

## 1948

Kolloway ..... 2B  
 Appling ..... 3B  
 Lupien ..... RF  
 Kennedy ..... 1B  
 Wright ..... LF  
 Wlaalaesa ..... SS  
 Philley ..... CF  
 Tresh ..... C  
 Haynes ..... P

FRONT OFFICE

FIELD STAFF

PLAYERS

OPONENTS

2015 REVIEW

HISTORY

RECORDS

MINOR LEAGUES

MEDIA/AMSC.

# OPENING DAY LINEUPS

## 1949

Baker ..... 3B  
 Philley ..... CF  
 Appling ..... SS  
 Zernial ..... LF  
 Seerey ..... RF  
 Michaels ..... 2B  
 Souchock ..... 1B  
 Tipton ..... C  
 Gettel ..... P

## 1950

Adams ..... RF  
 Philley ..... CF  
 Michaels ..... 2B  
 Zernial ..... LF  
 Majeski ..... 3B  
 Kress ..... 1B  
 Carrasquel ..... SS  
 Masi ..... C  
 Wight ..... P

## 1951

Carrasquel ..... SS  
 Baker ..... 3B  
 Zarilla ..... RF  
 Zernial ..... LF  
 Robinson ..... 1B  
 Masi ..... C  
 Busby ..... CF  
 Fox ..... 2B  
 Pierce ..... P

## 1952

Carrasquel ..... SS  
 Fox ..... 2B  
 Minofo ..... LF  
 Robinson ..... 1B  
 Coleman ..... RF  
 Lollar ..... C  
 Busby ..... CF  
 Rodriguez ..... 3B  
 Pierce ..... P

## 1953

Fox ..... 2B  
 Fain ..... 1B  
 Minofo ..... LF  
 Stephens ..... 3B  
 Rivera ..... CF  
 Mele ..... RF  
 Carrasquel ..... SS  
 Wilson ..... C  
 Rogouin ..... P

## 1954

Carrasquel ..... SS  
 Fox ..... 2B  
 Boyd ..... LF  
 Minofo ..... 3B  
 Fain ..... 1B  
 Lollar ..... C  
 Rivera ..... RF  
 Groth ..... CF  
 Pierce ..... P

## 1955

Carrasquel ..... SS  
 Fox ..... 2B  
 Minofo ..... LF  
 Kell ..... 3B  
 Rivera ..... CF  
 Droppo ..... 1B  
 Marshall ..... RF  
 Lollar ..... C  
 Trucks ..... P

## 1956

Rivera ..... RF  
 Fox ..... 2B  
 Doby ..... CF  
 Kennedy ..... 3B  
 Minofo ..... LF  
 Lollar ..... C  
 Droppo ..... 1B  
 Aparicio ..... SS  
 Pierce ..... P

## 1957

Aparicio ..... SS  
 Fox ..... 2B  
 Minofo ..... LF  
 Lollar ..... C  
 Doby ..... CF  
 Landis ..... RF  
 Rivera ..... 1B  
 Phillips ..... 3B  
 Pierce ..... P

## 1958

Aparicio ..... SS  
 Fox ..... 2B  
 Goodman ..... 3B  
 Lollar ..... C  
 Francona ..... RF  
 Torgeson ..... 1B  
 Smith ..... LF  
 Phillips ..... CF  
 Pierce ..... P

## 1959

Aparicio ..... SS  
 Fox ..... 2B  
 Landis ..... CF  
 Zernial ..... LF  
 Cash ..... 1B  
 Smith ..... RF  
 Callison ..... LF  
 Phillips ..... 3B  
 Pierce ..... P

## 1960

Aparicio ..... SS  
 Fox ..... 2B  
 Minofo ..... LF  
 Kluszewski ..... 1B  
 Freese ..... 3B  
 Lollar ..... C  
 Smith ..... RF  
 Landis ..... CF  
 Wynn ..... P

## 1961

Aparicio ..... SS  
 Fox ..... 2B  
 Minofo ..... LF  
 Siewers ..... 1B  
 Martin ..... 3B  
 Smith ..... RF  
 Landis ..... CF  
 Lollar ..... C  
 Rogouin ..... P

## 1962

Aparicio ..... SS  
 Fox ..... 2B  
 Cunningham ..... 1B  
 Robinson ..... RF  
 A. Smith ..... LF  
 Hershberger ..... CF  
 C. Smith ..... 3B  
 Lollar ..... C  
 Pizarro ..... P

## 1963

Landis ..... CF  
 Fox ..... 2B  
 Cunningham ..... 1B  
 Robinson ..... RF  
 Ward ..... 3B  
 Nicholson ..... LF  
 Hansen ..... SS  
 Martin ..... C  
 Herbert ..... P

## 1964

Landis ..... CF  
 Buford ..... 2B  
 Robinson ..... RF  
 Nicholson ..... LF  
 Cunningham ..... 1B  
 Hansen ..... SS  
 Smith ..... 3B  
 Martin ..... C  
 Peters ..... P

## 1965

Buford ..... 2B  
 Robinson ..... RF  
 Romano ..... CF  
 Ward ..... 3B  
 Hansen ..... SS  
 Skowron ..... 1B  
 Cater ..... LF  
 Berry ..... CF  
 Peters ..... P

## 1966

Buford ..... 3B  
 Robinson ..... RF  
 Ward ..... LF  
 Romano ..... C  
 McCraw ..... 1B  
 Hansen ..... SS  
 Agee ..... CF  
 Weis ..... 2B  
 John ..... P

## 1967

Williams ..... LF  
 Buford ..... 3B  
 Agee ..... CF  
 Ward ..... 1B  
 Berry ..... RF  
 McNetney ..... C  
 Hansen ..... SS  
 Adair ..... 2B  
 Buzhardt ..... P

## 1968

Aparicio ..... SS  
 McCraw ..... 1B  
 Davis ..... LF  
 Ward ..... RF  
 Boyer ..... 3B  
 Josephson ..... C  
 Berry ..... CF  
 Cullen ..... 2B  
 Horlen ..... P

## 1969

Aparicio ..... SS  
 May ..... LF  
 Melton ..... 3B  
 Hopkins ..... 1B  
 Josephson ..... C  
 Bradford ..... RF  
 Berry ..... CF  
 Alomar ..... 2B  
 Peters ..... P

## 1970

Williams ..... RF  
 Aparicio ..... SS  
 May ..... LF  
 Melton ..... 3B  
 Matias ..... 1B  
 Bradford ..... CF  
 O'Brien ..... 2B  
 Josephson ..... C  
 John ..... P

## 1971

Richard ..... SS  
 Johnstone ..... CF  
 Andrews ..... 2B  
 Melton ..... 3B  
 May ..... 1B  
 Reichardt ..... LF  
 Williams ..... RF  
 Egan ..... C  
 Johnson ..... P

## 1972

Williams ..... RF  
 Andrews ..... 2B  
 Gullen ..... 1B  
 Melton ..... 3B  
 May ..... LF  
 Reichardt ..... CF  
 Herrmann ..... C  
 Alvarado ..... SS  
 Wood ..... P

## 1973

Kelly ..... RF  
 May ..... LF  
 Allen ..... 1B  
 Melton ..... 3B  
 Henderson ..... CF  
 Andrews ..... DH  
 Herrmann ..... C  
 Orta ..... 2B  
 Leon ..... SS  
 Wood ..... P

## 1974

Kelly ..... RF  
 Henderson ..... CF  
 Allen ..... 1B  
 Melton ..... 3B  
 May ..... LF  
 Santo ..... DH  
 Orta ..... 2B  
 Herrmann ..... C  
 Dent ..... SS  
 Wood ..... P

## 1975

Nyman ..... LF  
 Orta ..... 2B  
 Bradford ..... RF  
 Johnson ..... DH  
 Henderson ..... CF  
 Melton ..... 3B  
 Dent ..... SS  
 May ..... 1B  
 Downing ..... C  
 Wood ..... P

## 1976

Lemon ..... CF  
 Garr ..... 2B  
 Orta ..... 3B  
 Jones ..... DH  
 Bradford ..... RF  
 Spencer ..... 1B  
 Dent ..... SS  
 Brohamer ..... 2B  
 Varney ..... C  
 Wood ..... P

## 1977

Garr ..... LF  
 Bannister ..... SS  
 Orta ..... 2B  
 Zisk ..... RF  
 Spencer ..... 1B  
 Gamble ..... DH  
 Soderholm ..... 3B  
 Lemon ..... CF  
 Downing ..... C  
 Brett ..... P

## 1978

Garr ..... LF  
 Orta ..... 2B  
 Johnson ..... 1B  
 Bonds ..... RF  
 Blomberg ..... DH  
 Lemon ..... CF  
 Soderholm ..... 3B  
 Nordhagen ..... C  
 Kessinger ..... SS  
 Stone ..... P

## 1979

Chappas ..... SS  
 Washington ..... RF  
 Lemon ..... CF  
 Orta ..... DH  
 Johnson ..... 1B  
 Bannister ..... 2B  
 Garr ..... LF  
 Soderholm ..... 3B  
 Foley ..... C  
 Kravec ..... P

## 1980

Molinaro ..... DH  
 Bannister ..... 3B  
 Washington ..... LF  
 Johnson ..... 1B  
 Lemon ..... CF  
 Baines ..... RF  
 Morrison ..... 2B  
 Foley ..... C  
 Pryor ..... SS  
 Dotson ..... P

## 1981

LeFlore ..... LF  
 Squires ..... 1B  
 Fisk ..... C  
 Luzinski ..... DH  
 Lemon ..... CF  
 Baines ..... RF  
 Morrison ..... 3B  
 Bernazard ..... 2B  
 Almon ..... SS  
 Burns ..... P

## 1982

LeFlore ..... CF  
 Bernazard ..... 2B  
 Kemp ..... LF  
 Luzinski ..... DH  
 Paciorek ..... 1B  
 Fisk ..... C  
 Baines ..... RF  
 Morrison ..... 3B  
 Almon ..... SS  
 Kosman ..... P

## 1983

R. Law ..... CF  
 Bernazard ..... 2B  
 Baines ..... RF  
 Luzinski ..... DH  
 Walker ..... 1B  
 Paciorek ..... LF  
 Fisk ..... C  
 V. Law ..... 3B  
 Fletcher ..... SS  
 Hoyt ..... P

## 1984

R. Law ..... CF  
 Fisk ..... C  
 Baines ..... RF  
 Luzinski ..... DH  
 Paciorek ..... 1B  
 Kittle ..... LF  
 V. Law ..... 3B  
 Fletcher ..... SS  
 Cruz ..... 2B  
 Hoyt ..... P

## 1985

Guillen ..... SS  
 R. Law ..... LF  
 Baines ..... RF  
 Walker ..... 1B  
 Kittle ..... DH  
 Salazar ..... 3B  
 Boston ..... CF  
 Hill ..... C  
 Cruz ..... 2B  
 Seaver ..... P

## 1986

Cangelosi ..... CF  
 Tolleson ..... 3B  
 Baines ..... RF  
 Fisk ..... LF  
 Kittle ..... DH  
 Walker ..... 1B  
 Hulett ..... 2B  
 Skinner ..... C  
 Guillen ..... SS  
 Seaver ..... P

## 1987

Redus ..... CF  
 Hill ..... 2B  
 Baines ..... RF  
 Fisk ..... DH  
 Walker ..... 1B  
 Calderon ..... LF  
 Hulett ..... 3B  
 Guillen ..... SS  
 Karkovice ..... C  
 Dotson ..... P

## 1988

Johnson ..... CF  
 Guillen ..... SS  
 Baines ..... DH  
 Calderon ..... RF  
 Walker ..... 1B  
 Fisk ..... C  
 Pasqua ..... LF  
 Williams ..... 3B  
 Hill ..... 2B  
 Horton ..... P

## 1989

Guillen ..... SS  
 Gallagher ..... CF  
 Baines ..... DH  
 Calderon ..... RF  
 Walker ..... 1B  
 Fisk ..... C  
 Pasqua ..... LF  
 Lyons ..... 3B  
 Williams ..... 3B  
 Reuss ..... P

## 1990

Johnson ..... CF  
 Fletcher ..... 2B  
 Calderon ..... LF  
 Walker ..... DH  
 Fisk ..... C  
 Martinez ..... 1B  
 Ventura ..... 3B  
 Sosa ..... RF  
 Guillen ..... SS  
 Perez ..... P

## 1991

Raines ..... DH  
 Johnson ..... CF  
 Ventura ..... 3B  
 Thomas ..... 1B  
 Fisk ..... C  
 Sosa ..... RF  
 Guillen ..... SS  
 Fletcher ..... 2B  
 McDowell ..... P

## 1992

Raines ..... LF  
 Sax ..... 2B  
 Ventura ..... 3B  
 Thomas ..... 1B  
 Bell ..... DH  
 Huff ..... RF  
 Karkovice ..... C  
 Johnson ..... CF  
 Guillen ..... SS  
 McDowell ..... P

## 1993

Raines ..... LF  
 Cora ..... 2B  
 Thomas ..... 1B  
 Bell ..... DH  
 Ventura ..... 3B  
 Burks ..... RF  
 Johnson ..... CF  
 Karkovice ..... C  
 Guillen ..... SS  
 McDowell ..... P

\*Lineups from 1901-50 provided courtesy of Rich Lindberg

# OPENING DAY LINEUPS

## 1994

Raines ..... LF  
 Cora ..... 2B  
 Thomas ..... 1B  
 Franco ..... DH  
 Ventura ..... 3B  
 Jackson ..... RF  
 Johnson ..... CF  
 Karkovice ..... C  
 Guillen ..... SS  
 McDowell ..... P

## 1995

Durham ..... 2B  
 Raines ..... LF  
 Thomas ..... 1B  
 Sabo ..... DH  
 Ventura ..... 3B  
 Devereaux ..... RF  
 Johnson ..... CF  
 Karkovice ..... C  
 Guillen ..... SS  
 Fernandez ..... P

## 1996

Phillips ..... LF  
 Durham ..... 2B  
 Thomas ..... 1B  
 Tartabull ..... RF  
 Mouton ..... DH  
 Ventura ..... 3B  
 Karkovice ..... C  
 Lewis ..... CF  
 Guillen ..... SS  
 Fernandez ..... P

## 1997

Phillips ..... CF  
 Martinez ..... LF  
 Thomas ..... 1B  
 Belle ..... LF  
 Baines ..... DH  
 Snopce ..... 3B  
 Durham ..... 2B  
 Karkovice ..... C  
 Guillen ..... SS  
 Navarro ..... P

## 1998

Durham ..... 2B  
 Cameron ..... CF  
 Thomas ..... DH  
 Belle ..... LF  
 Ventura ..... 3B  
 Ordenez ..... RF  
 Norton ..... 1B  
 O'Brien ..... C  
 Caruso ..... SS  
 Navarro ..... P

## 1999

Durham ..... 2B  
 Caruso ..... SS  
 Thomas ..... 1B  
 Konerko ..... DH  
 Ordenez ..... RF  
 Norton ..... 3B  
 Abbott ..... LF  
 Jackson ..... CF  
 Fordyce ..... C  
 Baldwin ..... P

## 2000

Durham ..... 2B  
 Valentin ..... SS  
 Thomas ..... 1B  
 Ordenez ..... RF  
 Konerko ..... DH  
 Singleton ..... CF  
 Lee ..... LF  
 Wilson ..... 3B  
 M. Johnson ..... C  
 Sirotko ..... P

## 2001

Durham ..... 2B  
 Valentin ..... CF  
 Thomas ..... DH  
 Ordenez ..... RF  
 Konerko ..... 1B  
 Lee ..... LF  
 Perry ..... 3B  
 Alomar ..... C  
 Clayton ..... SS  
 D. Wells ..... P

## 2002

Lofton ..... CF  
 Durham ..... 2B  
 Thomas ..... DH  
 Ordenez ..... RF  
 Konerko ..... 1B  
 Valentin ..... 3B  
 Lee ..... LF  
 Alomar ..... C  
 Clayton ..... SS  
 Buehrle ..... P

## 2003

Jimenez ..... 2B  
 Valentin ..... SS  
 Thomas ..... DH  
 Ordenez ..... RF  
 Konerko ..... 1B  
 Lee ..... LF  
 Crede ..... 3B  
 Rowand ..... CF  
 Alomar ..... C  
 Buehrle ..... P

## 2004

Harris ..... 2B  
 Valentin ..... SS  
 Ordenez ..... RF  
 Thomas ..... DH  
 Lee ..... LF  
 Konerko ..... 1B  
 Crede ..... 3B  
 Rowand ..... CF  
 Alomar ..... C  
 Buehrle ..... P

## 2005

Podsednik ..... LF  
 Iguchi ..... 2B  
 Everett ..... DH  
 Konerko ..... 1B  
 Dye ..... RF  
 Rowand ..... CF  
 Pierzynski ..... C  
 Uribe ..... SS  
 Crede ..... 3B  
 Buehrle ..... P

## 2006

Podsednik ..... LF  
 Iguchi ..... 2B  
 Thome ..... DH  
 Konerko ..... 1B  
 Dye ..... RF  
 Pierzynski ..... C  
 Crede ..... 3B  
 Uribe ..... SS  
 Anderson ..... CF  
 Buehrle ..... P

## 2007

Ozuna ..... LF  
 Erstad ..... CF  
 Thome ..... DH  
 Konerko ..... 1B  
 Dye ..... RF  
 Crede ..... 3B  
 Iguchi ..... 2B  
 Pierzynski ..... C  
 Uribe ..... SS  
 Contreras ..... P

## 2008

Swisher ..... LF  
 Cabrera ..... SS  
 Thome ..... DH  
 Konerko ..... 1B  
 Dye ..... RF  
 Ramirez ..... CF  
 Pierzynski ..... C  
 Crede ..... 3B  
 Uribe ..... 2B  
 Buehrle ..... P

## 2009

Wise ..... CF  
 Getz ..... 2B  
 Quentin ..... LF  
 Thome ..... DH  
 Dye ..... RF  
 Konerko ..... 1B  
 Pierzynski ..... C  
 Ramirez ..... SS  
 Fields ..... 3B  
 Buehrle ..... P

## 2010

Pierre ..... LF  
 Beckham ..... 2B  
 Quentin ..... RF  
 Konerko ..... 1B  
 Kotsay ..... DH  
 Rios ..... CF  
 Pierzynski ..... C  
 Teahen ..... 3B  
 Ramirez ..... SS  
 Buehrle ..... P

## 2011

Pierre ..... LF  
 Beckham ..... 2B  
 Dunn ..... DH  
 Konerko ..... 1B  
 Rios ..... CF  
 Quentin ..... RF  
 Pierzynski ..... C  
 Ramirez ..... SS  
 Morel ..... 3B  
 Buehrle ..... P

## 2012

De Aza ..... CF  
 Morel ..... 3B  
 Dunn ..... DH  
 Konerko ..... 1B  
 Pierzynski ..... C  
 Rios ..... RF  
 Ramirez ..... SS  
 Vicedo ..... LF  
 Beckham ..... 2B  
 Danks ..... P

## 2013

De Aza ..... CF  
 Keppinger ..... 3B  
 Rios ..... RF  
 Dunn ..... DH  
 Konerko ..... 1B  
 Vicedo ..... LF  
 Ramirez ..... SS  
 Flowers ..... C  
 Beckham ..... 2B  
 Sale ..... P

## 2014

Eaton ..... CF  
 Semien ..... 2B  
 Gillaspie ..... 3B  
 Abreu ..... 1B  
 Dunn ..... DH  
 A. Garcia ..... RF  
 De Aza ..... LF  
 Ramirez ..... SS  
 Flowers ..... C  
 Sale ..... P

## 2015

Eaton ..... CF  
 Cabrera ..... LF  
 Abreu ..... 1B  
 LaRoche ..... DH  
 A. Garcia ..... RF  
 Ramirez ..... SS  
 Gillaspie ..... 3B  
 Flowers ..... C  
 Johnson ..... 2B  
 Samardzija ..... P



Paul Konerko made a franchise-record 13 consecutive Opening Day starts at first base for the White Sox from 2001-13



Mark Buehrle made a franchise-record nine Opening Day starts for the White Sox.

FRONT OFFICE

FIELD STAFF

PLAYERS

OPPONENTS

2015 REVIEW

HISTORY

RECORDS

MINOR LEAGUES

MEDIA/MISC.



FRONT OFFICE  
 FIELD STAFF  
 PLAYERS  
 OPPONENTS  
 2015 REVIEW  
 HISTORY  
 RECORDS  
 MINOR LEAGUES  
 MEDIA/MISC.

## OWNERS

Charles Comiskey .....	1900-31	Bill Vecek .....	1959-61
John Louis Comiskey .....	1931-39	Arthur C. Allyn Jr. ....	1961-69
Grace Reid Comiskey.....	1939-56	John W. Allyn.....	1969-75
Charles Comiskey II/		Bill Vecek.....	1976-80
Dorothy Comiskey Rigney.....	1956-59	<b>Jerry Reinsdorf.....</b>	<b>1981-present</b>

## GENERAL MANAGERS

Harry Grabiner.....	1915-45	Roland Hemond.....	1970-85
Leslie O'Connor.....	1946-48	Ken Harrelson.....	1985-86
Frank Lane .....	1948-55	Larry Himes.....	1986-90
Charles Comiskey II/John Rigney .....	1956-58	Ron Schueler.....	1990-2000
Hank Greenberg.....	1959-61	Ken Williams.....	2001-12
Ed Short.....	1961-70	<b>Rick Hahn.....</b>	<b>2012-present</b>

## MANAGERS

### RECORDS

Bill Adair, 1970.....	4-6 (.400)
Terry Bevington, 1995-97 .....	222-214 (.509)
Russ Blackburne, 1928-29 .....	99-133 (.427)
Donie Bush, 1930-31.....	118-189 (.384)
Nixey Callahan, 1903-04, '12-14 .....	309-329 (.476)
Eddie Collins, 1924-26 .....	174-160 (.521)
Don Cooper, 2011.....	1-1 (.500)
Red Corriden, 1950 .....	52-72 (.419)
Larry Doby, 1978 .....	37-50 (.425)
Hugh Duffy, 1910-11.....	145-159 (.477)
Jimmy Dykes, 1935-46 .....	899-940 (.489)
Johnny Evers, 1924 .....	51-72 (.415)
Lew Fonseca, 1932-34 .....	120-196 (.377)
Jim Fregosi, 1986-88.....	193-226 (.461)
Kid Gleason, 1919-23.....	392-364 (.519)
Clark Griffith, 1901-02 .....	157-113 (.581)
Ozzie Guillen, 2004-11 .....	678-517 (.524)
Don Gutteridge, 1969-70 .....	109-172 (.388)
Fielder Jones, 1904-08.....	426-293 (.576)
<u>Don Kessinger, 1979 .....</u>	<u>46-60 (.434)</u>
Gene Lamont, 1992-95.....	258-210 (.551)
Tony La Russa, 1979-86.....	522-510 (.504)
Bob Lemon, 1977-78.....	124-112 (.525)
Al Lopez, 1957-65, '68-69 .....	840-650 (.562)
Ted Lyons, 1946-48 .....	185-245 (.430)
Jerry Manuel, 1998-2003.....	500-471 (.515)
Marty Marion, 1954-56 .....	179-138 (.565)
Les Moss, 1968 .....	12-24 (.333)
Jack Onslow, 1949-50 .....	71-113 (.386)
Doug Rader, 1986 .....	1-1 (.500)
Paul Richards, 1951-54, '76 .....	406-362 (.529)
Clarence Rowland, 1915-18 .....	339-247 (.578)
Ray Schalk, 1927-28 .....	102-125 (.449)
Eddie Stanky, 1966-68 .....	206-197 (.511)
Billy Sullivan, 1909 .....	78-74 (.512)
Chuck Tanner, 1970-75 .....	401-414 (.492)
Jeff Torborg, 1989-91 .....	250-235 (.515)
<b>Robin Ventura, 2012-.....</b>	<b>297-351 (.458)</b>
Ed Walsh, 1924 .....	1-2 (.333)

### MOST WINS

Jimmy Dykes .....	899
Al Lopez.....	840
Ozzie Guillen .....	678
Tony La Russa .....	522
Jerry Manuel.....	500
Fielder Jones .....	426
Paul Richards .....	406
Chuck Tanner .....	401
Kid Gleason .....	392
Clarence Rowland .....	339

### BEST WINNING PCT.

Clark Griffith.....	.581
Clarence Rowland .....	.578
Fielder Jones .....	.576
Marty Marion.....	.565
Al Lopez.....	.564
Gene Lamont.....	.551
Paul Richards .....	.529
Bob Lemon .....	.525
Ozzie Guillen .....	.524
Eddie Collins.....	.521

### MOST GAMES

Jimmy Dykes .....	1,850
Al Lopez.....	1,495
Ozzie Guillen .....	1,295
Tony La Russa .....	1,035
Jerry Manuel.....	972
Chuck Tanner .....	815
Paul Richards .....	774
Kid Gleason.....	759
Fielder Jones .....	739
<b>Robin Ventura .....</b>	<b>648</b>
Nixey Callhan .....	648

### Ken Williams

Ken Williams served as White Sox general manager for 12 seasons from 2001-12, the third-longest run in franchise history. The Sox went 1,014-931 (.521) during his tenure, finished .500 or better nine times and won the 2005 World Series, ending an 88-year drought for the club.

# COACHES

Bill Adair.....	1970	Kerby Farrell.....	1966-69	Les Moss.....	1967-68, '70
Jimmy Adair.....	1951-52	Barry Foote.....	1990-91	Hugh Mulcahy.....	1970
Luke Appling.....	1970-71	Kid Gleason.....	1912-17	George Myatt.....	1955-56
Jim Austin.....	1933-35, '37, '39-40	Marv Grissom.....	1967-68	Dave Nelson.....	1981-84
Loren Babe.....	1980, '83	Don Gutteridge.....	1955-66, '68-69	Juan Nieves.....	2008-12
Harold Baines.....	2004-15	George Haas.....	1940-46	Joe Nosssek.....	1984-86, '90-03
Chief Bender.....	1926	Luman Harris.....	1951-54	Mark Parent.....	2012-15
Ray Berres.....	1949-66, '69	Willie Horton.....	1986	Mike Pazik.....	1995-98
Terry Bevington.....	1989-95	Walt Hriniaik.....	1989-95	Rick Peterson.....	1994-95
Russ Blackburne.....	1927-28	Ron Jackson.....	1995-98	Gary Pettis.....	2001-02
Dick Bosman.....	1986-87	Deron Johnson.....	1987	Vada Pinson.....	1981
<b>Daryl Boston.....</b>	<b>2013-</b>	Wallace Johnson.....	1998-2002	Doug Rader.....	1986-87, '97
Ed Brinkman.....	1983-88	Von Joshua.....	1998-2001	Tim Raines.....	2005-06
Jackie Brown.....	1992-95	Bernie Kelly.....	1930-31	Grover Resinger.....	1967-68
Bill Buckner.....	1996-97	Bruce Kimm.....	2003	Dewey Robinson.....	1993-94
Jim Busby.....	1976	Bobby Knoop.....	1977-78	Glen Rosenbaum.....	1974-75, '86-89
John Butler.....	1932	Art Kusnyer.....	1980-87, '97-07	Frank Roth.....	1927
Orlando Cepeda.....	1980	Dave LaRoche.....	1989-91	Don Rowe.....	1988
Ron Clark.....	1988-90	Tony La Russa.....	1978	Muddy Ruel.....	1936-45
Nardi Contreras.....	1998-2002	Charley Lau.....	1982-83	Johnny Sain.....	1971-75
John Cooney.....	1957-64	Bill Lauder.....	1925	Rafael Santana.....	2003-04
<b>Don Cooper.....</b>	<b>1995, 2002-</b>	Jim Leyland.....	1982-85	Ron Schuele.....	1980-82
Joey Cora.....	2004-11	Bryan Little.....	1997-2000	Razor Shines.....	2007
Red Corriden.....	1950	Joe Lonnett.....	1971-75	Ken Silvestri.....	1976, '82
Jeff Cox.....	2008-11	Mike Lum.....	1985	Joe Sparks.....	1979
Doc Cramer.....	1951-53	Jim Mahoney.....	1972-76	Mike Squires.....	1992
Tony Cuccinello.....	1957-66, '69	Doug Mansolino.....	1992-96	<b>Todd Stewerson.....</b>	<b>2014-</b>
Bill Cunningham.....	1932	Jeff Manto.....	2012-13	Monty Stratton.....	1940-41
Roly de Armas.....	1995-96	Marty Marion.....	1954	<b>Bobby Thigpen.....</b>	<b>2013-</b>
Larry Doby.....	1977-78	Fred Martin.....	1979	Greg Walker.....	2003-11
Moe Drabowsky.....	1986	<b>Joe McEwing.....</b>	<b>2012-</b>	Ed Walsh.....	1923-24, '28-29
Dave Duncan.....	1983-86	Charlie Metro.....	1965	Gary Ward.....	2001-03
A.A. Egan.....	1926	Dyar Miller.....	1987-88	Billy Webb.....	1935, '37-39
Sammy Ellis.....	1989-91	Ed Miller.....	1942-49	Del Wilber.....	1955-56
Cal Emery.....	1988	Colonel Mills.....	1947-50	Stan Williams.....	1977-78
Johnny Evers.....	1922, '24	Minnie Minofo.....	1976-78, '80	Walt Williams.....	1988
Red Faber.....	1947-48	Al Monchak.....	1971-75	Bobby Winkles.....	1979-81

# MILESTONE VICTORIES

Victory	Date	Opp.	Score	Sox Winner	Loser
1	4/24/1901	vs. Cle.	8-2	Roy Patterson	Bill Hoffer
1,000	6/22/1913	vs. St. L.	2-0	Ed Walsh	Carl Weillman
2,000	4/28/1926	at Det.	9-5	Tommy Thomas	Clyde Barfoot
3,000	8/3/1940	vs. Was.	7-6	Jack Knott	Rene Monteagudo
4,000	5/15/1954	vs. Phi.	7-6	Virgil Trucks	Lee Wheat
5,000	6/11/1965	vs. Was.	5-2	Juan Pizarro	Phil Ortega
6,000	6/7/1978	at Min.	8-3	Ken Kravec	Roger Erickson
7,000	7/1/1991	at Min.	5-4	Bobby Thigpen	Carl Willis
8,000	8/1/2003	at Sea.	12-1	Bartolo Colon	Freddy Garcia
9,000	9/25/15	at NYY	5-2	Carlos Rodon	C.C. Sabathia

## White Sox Factoids

- The 1960 White Sox were the first major-league team with player names on the backs of their uniforms.
- The first official American League game was played on April 24, 1901 between the White Sox and Cleveland Indians. The Sox won, 8-2, with Roy Patterson earning the victory.
- White Sox shortstop Chico Carrasquel, a native of Caracas, Venezuela, was the first Latin American player to appear in an All-Star game when he represented the American League in 1951 at Detroit.

# ALL-STARS

FRONT OFFICE	FIELD STAFF	PLAYERS	OPPONENTS	2015 REVIEW	HISTORY	RECORDS	MINOR LEAGUES	MEDIA/MISC.			
1933	<b>Al Simmons (OF)</b> Jimmy Dykes (3B)	1933	<b>Al Simmons (OF)</b> Jimmy Dykes (3B)	1934	<b>Al Simmons (OF)</b> Jimmy Dykes (3B)	1935	<b>Al Simmons (OF)</b> Luke Appling (SS)	1936	<b>Rip Radcliff (OF)</b> Vern Kennedy (P) Luke Sewell (C) *Monty Stratton (P).		
1937	<b>Mike Kreevich (OF)</b>	1938	Luke Appling (SS)	1939	Ted Lyons (P)	1940	<b>Luke Appling (SS)</b>	1941	Luke Appling (SS) Thornton Lee (P) Edgar Smith (P)# Edgar Smith (P)		
1942	Luke Appling (SS)	1943	<b>Thurman Tucker (OF)</b>	1944	Orval Grove (P)	1946	Luke Appling (SS)	1947	Luke Appling (SS) Rudy York (1B)		
1948	Joe Haynes (P)	1949	<b>Cass Michaels (2B)</b>	1950	Ray Scarborough (P)	1951	<b>Chico Carrasquel (SS)</b> <b>Nellie Fox (2B)</b> Jim Busby (OF) Randy Gumpert (P) Minnie Minoso (OF) Eddie Robinson (1B)	1952	<b>Eddie Robinson (1B)</b> Nellie Fox (2B) Minnie Minoso (OF)		
1953	<b>Chico Carrasquel (SS)</b> <b>Billy Pierce (P)</b> Nellie Fox (2B) Ferris Fain (1B) Minnie Minoso (OF)	1954	<b>Minnie Minoso (OF)</b> <b>Chico Carrasquel (SS)</b> Sandy Consuegra (P) Nellie Fox (2B) Bob Keegan (P) Sherm Lollar (C) Virgil Trucks (P) *George Kell (3B), *Ferris Fain (1B)	1955	<b>Nellie Fox (2B)</b> <b>Billy Pierce (P)</b> Chico Carrasquel (SS) Sherm Lollar (C) Dick Donovan (P)	1956	<b>Nellie Fox (2B)</b> <b>Billy Pierce (P)</b> Sherm Lollar (C) Jim Wilson (P)	1957	<b>Nellie Fox (2B)</b> Minnie Minoso (OF) Billy Pierce (P)	1958	<b>Luis Aparicio (SS)</b> <b>Nellie Fox (2B)</b> Sherm Lollar (C) Billy Pierce (P) Early Wynn (P)#
1959	<b>Luis Aparicio (SS)</b> <b>Nellie Fox (2B)</b> <b>Early Wynn (P)</b> Sherm Lollar (C) Billy Pierce (P)	1960	<b>Minnie Minoso (OF)</b> Luis Aparicio (SS) Nellie Fox (2B) Sherm Lollar (C) Gerry Staley (P) Early Wynn (P) Al Smith (OF)	1961	Nellie Fox (2B) Billy Pierce (P) Luis Aparicio (SS), Ray Herbert (P)# Roy Sievers (1B)	1962	<b>Luis Aparicio (SS)</b> Jim Landis (OF)	1963	<b>Nellie Fox (2B)</b> Juan Pizarro (P)	1964	Gary Peters (P) Juan Pizarro (P)
1965	Eddie Fisher (P) Bill Skowron (1B)	1966	Tommie Agee (OF)	1967	Tommie Agee (OF) Ken Berry (OF) Joel Horlen (P) Gary Peters (P)	1968	Tommy John (P) Duane Josephson (C)	1969	Carlos May (OF)	1970	<b>Luis Aparicio (SS)</b>
1971	Bill Melton (3B)	1972	<b>Dick Allen (1B)</b> Carlos May (OF), Wilbur Wood (P)	1973	<b>Dick Allen (1B)</b> Pat Kelly (OF)	1974	<b>Dick Allen (1B)</b> Wilbur Wood (P) *Ed Herrmann (C)	1975	Bucky Dent (SS) Rich Gossage (P) Jim Kaat (P) Jorge Orta (2B)	1976	Rich Gossage (P)
1977	<b>Richie Zisk (OF)</b>	1978	Chet Lemon (OF)	1979	Chet Lemon (OF)	1980	Ed Farmer (P)	1981	<b>Carlton Fisk (C)</b> Britt Burns (P)	1982	<b>Carlton Fisk (C)</b>
1983	Ron Kittle (OF)	1984	Richard Dotson (P)	1985	<b>Carlton Fisk (C)</b> Harold Baines (OF)	1986	Harold Baines (OF)	1987	Harold Baines (OF)	1988	*Ozzie Guillen (SS)
1989	<b>Harold Baines (DH)</b>	1990	Ozzie Guillen (SS) Bobby Thigpen (P)	1991	Carlton Fisk (C) Ozzie Guillen (SS), Jack McDowell (P)	1992	Jack McDowell (P) Robin Ventura (3B)	1993	Jack McDowell (P)# Frank Thomas (1B) <b>Frank Thomas (1B)</b> Wilson Alvarez (P) Jason Bere (P)	1995	<b>Frank Thomas (1B)</b>
1996	<b>*Frank Thomas (1B)</b> Roberto Hernandez (P)	1997	<b>*Frank Thomas (1B)</b> Albert Belle (OF)	1998	Ray Durham (2B)	1999	Magglio Ordonez (OF)	2000	James Baldwin (P)# Ray Durham (2B) Magglio Ordonez (OF) Magglio Ordonez (OF)	2001	Mark Buehrle (P) Paul Konerko (1B)
2002	Mark Buehrle (P)	2003	<b>Esteban Loaiza (P)</b> <b>Carl Everett (OF)</b> Magglio Ordonez (OF)	2004	Esteban Loaiza (P)	2005	<b>Mark Buehrle (P)#</b> Jon Garland (P) Paul Konerko (1B) Scott Podsednik (OF) Mark Buehrle (P)	2006	Jose Contreras (P) Jermaine Dye (OF) Bobby Jenks (P) Paul Konerko (1B) A.J. Pierzynski (C) Jim Thome (DH) Bobby Jenks (P)	2007	Bobby Jenks (P)
2008	Joe Crede (3B) Carlos Quentin (OF)	2009	Mark Buehrle (P)	2010	Paul Konerko (1B) Matt Thornton (P) Paul Konerko (1B) Carlos Quentin (OF)	2011	Paul Konerko (1B) Adam Dunn (1B) Paul Konerko (1B) Jake Peavy (P) Chris Sale (P)	2012	Jesse Crain (P)* Chris Sale (P)# Jose Abreu (1B) Alexei Ramirez (SS) Chris Sale (P)	2013	Chris Sale (P)
2014	Chris Sale (P)	2015	Chris Sale (P)	<p><b>Bold</b> denotes starters *Injured – Did not play #Winning pitcher</p>							

# HALL OF FAMERS

## PLAYERS, SOX YEARS

## ELECTED

Roberto Alomar, 2003-04.....	2010
Luis Aparicio, 1956-62, '68-70.....	1984
Luke Appling, 1930-50.....	1946
Chief Bender, 1953.....	1925
Steve Carlton, 1986.....	1994
Eddie Collins, 1915-26.....	1939
John "Jocko" Conlan, 1934-35.....	1974
George Davis, 1902, '04-09.....	1998
Larry Doby, 1956-57, '59.....	1998
Johnny Evers, 1922.....	1946
Red Faber, 1914-33.....	1964
Carlton Fisk, 1981-93.....	2000
Nellie Fox, 1950-63.....	1997
Goose Gossage, 1972-76.....	2008
Ken Griffey Jr., 2008.....	2016
Clark Griffith, 1901-02.....	1946
Harry Hooper, 1921-25.....	1971
George Kell, 1954-56.....	1983
Ted Lyons, 1923-42, '46.....	1955
Ed Roush, 1913.....	1962
Charles "Red" Ruffing, 1947.....	1967
Ron Santo, 1974.....	2011
Ray Schalk, 1912-28.....	1955
Tom Seaver, 1984-86.....	1992
Al Simmons, 1933-35.....	1953
Frank Thomas, 1990-2005.....	2014
Ed Walsh, 1904-16.....	1946
Hoyt Wilhelm, 1963-68.....	1985
Early Wynn, 1958-62.....	1972

## MANAGERS, SOX YEARS

## ELECTED

Frank Chance*, 1924.....	1946
Hugh Duffy, 1910-11.....	1945
Tony La Russa, 1979-86.....	2014
Bob Lemon, 1977-78.....	1976
Al Lopez, 1957-65, '68-69.....	1977

\*Did not manage due to illness. Chance died on September 15, 1924.

## COACHES, SOX YEARS


## ELECTED

Orlando Cepeda, 1980.....	1999
---------------------------	------

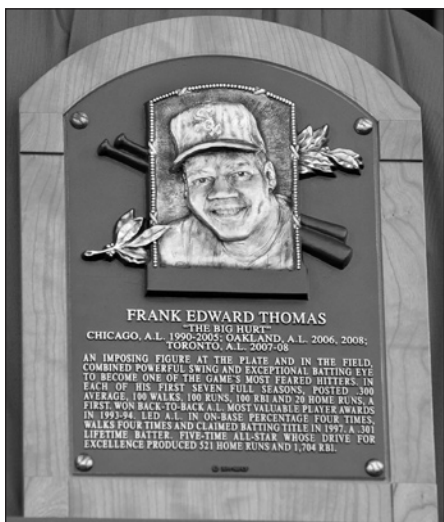
## GENERAL MANAGERS, SOX YEARS

## ELECTED

Charles Comiskey, 1900-31.....	1939
Hank Greenberg, 1959-63.....	1956
Bill Veeck, 1959-61, '76-80.....	1991




Frank Thomas, who is the White Sox leader in numerous categories, was inducted into the Hall of Fame in 2014.



Carlton Fisk, Class of 2000



Luis Aparicio, Class of 1984



Goose Gossage, Class of 2008

FRONT OFFICE

FIELD STAFF

PLAYERS

OPPONENTS

2015 REVIEW

HISTORY


RECORDS

MINOR LEAGUES

MEDIA/MISC.

# RETIRED NUMBERS

## NELLIE FOX



# 2

- Number retired in 1976
- Played 14 seasons with White Sox
- 1959 AL Most Valuable Player
- Led AL in hits in 1952, '54, '57 and '58
- Three-time Gold Glove winner (1957, '59 and '60) and 12-time All-Star
- Inducted into Hall of Fame in 1997
- Sculpture of Fox and Luis Aparicio was unveiled at U.S. Cellular Field in 2006


## HAROLD BAINES



# 3

- Number retired in 1989
- Played 22 seasons in major leagues
- Had three stints with the White Sox (1980-89, '96-97, '00-01)
- Ranks third in club history in home runs (221) and fourth in RBI (981)
- Six-time American League All-Star
- Sculpture of Baines was unveiled at U.S. Cellular Field in 2008

## LUKE APPLING



# 4

- Number retired in 1975
- Inducted into Hall of Fame in 1964
- Played 20 seasons with White Sox
- Career .310 hitter with 2,749 hits
- Sox all-time leader in games (2,422), at-bats (8,857) and hits and ranks second in doubles (440), runs scored (1,319) and walks (1,302) and third in RBI (1,116)
- Led AL with .388 average in 1936


## MINNIE MINOSO



# 9

- Number retired in 1983
- Played 12 seasons with Sox over five separate stints
- Broke the Sox color barrier in 1951
- Seven-time American League All-Star
- Career .298 hitter batted over .300 eight times
- Sculpture of Minoso was unveiled at U.S. Cellular Field in 2004

## LUIS APARICIO



# 11

- Number was retired in 1984 (Omar Vizquel wore in his honor in 2010-11)
- Inducted into Hall of Fame in 1984
- Played 10 seasons with White Sox
- AL Rookie of the Year in 1956
- Collected nine Gold Glove Awards
- 10-time AL All-Star
- Sculpture of Aparicio and Nellie Fox was unveiled at U.S. Cellular Field in 2006


## TED LYONS



# 16

- Number retired in 1987
- Inducted into Hall of Fame in 1955
- Played 21 seasons with White Sox
- Sox all-time leader in wins (260), games started (484) and complete games (356) and ranks second in games (594)
- Led the American League in wins in 1925 (21) and 1927 (22)
- Managed the White Sox from 1946-48


## BILLY PIERCE



# 19

- Number retired in 1987
- Spent 13 seasons with White Sox
- Led AL in strikeouts in 1953 (186), ERA in 1955 (1.97) and wins in 1957 (20)
- Seven-time American League All-Star
- One of only five White Sox pitchers to start an All-Star Game (1953, 55-56)
- Sculpture of Pierce was unveiled at U.S. Cellular Field in 2005


## CARLTON FISK



# 72

- Number retired in 1997
- Inducted into Hall of Fame in 2000
- Spent 13 seasons with the White Sox (1981-93)
- Ranks second in major-league history in games caught (2,226) and third in home runs by a catcher (351).
- Sculpture of Fisk was unveiled at U.S. Cellular Field in 2005

## JACKIE ROBINSON



# 42

- Broke the color barrier in Major League Baseball on April 15, 1947 with the Brooklyn Dodgers
- Number was retired by Major League Baseball in 1997
- Inducted into Hall of Fame in 1962
- 10-year career included a batting title (1949) and two stolen-base crowns (1947, '49)



# RETIRED NUMBERS

## #14 PAUL KONERKO

- His uniform No. 14 was retired by the White Sox in a ceremony prior to the game on 5/23/15 vs. Minnesota.
- "Paulie" became the 11th player to have his number retired by the White Sox, including Jackie Robinson.
- The White Sox celebrated "Paul Konerko Day" on 9/27/14, unveiling a statue which depicted his celebration following his grand slam in Game 2 of the 2005 World Series.
- His 16 seasons are tied with Frank Thomas (1990-2005) for the fifth-longest tenure in franchise history.
- His 439 home runs rank 42nd all-time and 20th among right-handed hitters.
- Is one of 39 players in major-league history to record 400 doubles and 400 home runs.
- Recorded four seasons with a .300 average, 30 home runs and 100 RBI.
- Owns the franchise record with 13 seasons of 20 or more home runs and ranks second behind Thomas in 30-homer (seven) and 100-RBI (six) seasons.
- Was a six-time American League All-Star (2002, 2005-06, 2010-12).
- Finished fifth in the AL MVP voting in 2010 and sixth in 2005 ... was named AL Comeback Player of the Year in 2004.

- Was named AL Player of the Week six times and AL Player of the Month once.
- Is one of two players in White Sox history to hit 40 home runs in back-to-back seasons (Thomas, 1995-96).
- Made a franchise-record 13 consecutive Opening Day starts at first base from 2001-13.
- Ranks second all-time in interleague play with 60 home runs and tied for third with 179 RBI.
- Hit a career-high three home runs on 7/7/09 vs. Cleveland.
- Was named White Sox captain prior to the 2006 season.
- Collected five home runs and 15 RBI in the 2005 postseason as the White Sox won their first World Series since 1917 ... recorded the final putout in each series ... was named MVP of the 2005 ALCS.
- His grand slam off Houston's Chad Qualls in the seventh inning of Game 2 of the 2005 World Series gave the Sox a 6-4 lead ... became the first player in World Series history to hit a grand slam in the seventh inning or later that turned a deficit into a lead.
- At the parade on 10/28/05, presented Chairman Jerry Reinsdorf with the ball from the final out of the World Series.

KONERKO RANKS IN WHITE SOX HISTORY		
Category	Rank	No.
Total Bases	1st	4,010
20-HR Seasons	1st	13
Home Runs	2nd	432
RBI	2nd	1,383
Extra Base Hits	2nd	846
Games	2nd	2,268
Hits	3rd	2,292
Doubles	3rd	406
Slugging Pct.	3rd	.491
Runs Scored	4th	1,141
Walks	4th	904




## #35 FRANK THOMAS

- "The Big Hurt" was inducted into the Baseball Hall of Fame on 7/27/14 ... received 83.7 percent of the votes to become the first former White Sox player inducted on the first ballot.
- His number 35 was retired by the White Sox on 8/29/10, and a statue was unveiled on 7/31/11.
- Hit .301 (2,468-8,199) with 495 doubles, 521 home runs and 1,704 RBI and 1,667 walks over 2,322 career games ... spent his first 16 seasons (1990-2005) with Chicago.
- One of just four players in major-league history with a career .300 average, 500 home runs, 1,500 RBI, 1,000 runs scored and 1,500 walks ... Mel Ott, Babe Ruth and Ted Williams are the others.
- One of 12 players in major-league history to win consecutive Most Valuable Player awards (1993-94) ... unanimous selection in 1993 ... also finished in the Top 10 of the American League MVP voting in 1991 (3rd), 1992 (8th), 1995 (8th), 1996 (8th), 1997 (3rd), 2000 (2nd) and 2006 (4th).
- Won four Silver Slugger Awards (1991, 1993-94 and 2000) and was named the AL Comeback Player of the Year in 2000 (White Sox) and 2006 (Oakland).

- One of four players to drive in at least 100 runs in each of his first eight full major-league seasons, joining Al Simmons (1924-34), Williams (1939-49) and Albert Pujols (2001-10).
- The only player in major-league history to bat .300 or better with at least 20 home runs, 100 RBI, 100 walks and 100 runs scored in seven consecutive seasons (1991-97).
- One of seven AL right-handed hitters to top the league in batting and on-base percentage in the same season (1997): Nap Lajoie (1901), Jimmie Foxx (1938), Luke Appling (1943), Frank Robinson (1966), Edgar Martinez (1995) and Miguel Cabrera (2011, '13).
- Led the AL in average (1997), slugging percentage (1994), extra-base hits (1992, '94), walks (1991, '94-95) and on-base percentage (1991-92, '94, '97).
- With a .347 average in 1997, became the largest player ever (6-foot-5 and 275 pounds) to win a batting title.
- Five-time AL All-Star (1993-97) ... won the 1995 Home Run Derby.
- Hit 11 grand slams and recorded 33 multihomer games, including a career-high three home runs on 9/15/96 at Boston and 9/17/07 vs. Boston.

THOMAS RANKS IN MAJOR LEAGUE HISTORY		
Category	Rank	No.
Walks	10th	1,667
OPS	14th	.974
RBI Ratio	15th	4.81
Home Runs	T19th	521
OBP	20th	.419
SLG	20th	.555
RBI	22nd	1,704
HR Ratio	28th	15.74
XBH	30th	1,028
Intentional Walks	34th	168
Total Bases	43rd	4,550
Doubles	T67th	495
Runs Scored	71st	1,494



# AWARD WINNERS

## MOST VALUABLE PLAYER

1959 Nellie Fox  
 1972 Dick Allen  
 1993 Frank Thomas  
 1994 Frank Thomas

## CY YOUNG

1959 Early Wynn  
 1993 LaMarr Hoyt  
 1993 Jack McDowell

## ROOKIE OF THE YEAR

1951 Minnie Minoso (TSN)  
 1956 Luis Aparicio (TSN, BBWAA)  
 1963 Gary Peters (TSN, BBWAA)  
 Pete Ward (TSN)  
 1966 Tommie Agee (TSN, BBWAA)  
 1969 Carlos May (TSN)  
 1980 Britt Burns (TSN)  
 1983 Ron Kittle (TSN, BBWAA)  
 1985 Ozzie Guillen (TSN, BBWAA)  
 2009 Gordon Beckham (TSN)  
**2014 Jose Abreu (TSN, BBWAA)**

## COMEBACK PLAYER OF THE YEAR

1993 Bo Jackson (TSN)  
 2000 Frank Thomas (TSN)  
 2004 Paul Konerko (TSN)  
 2006 Jim Thome (TSN)  
 2012 Adam Dunn (TSN)

## MANAGER OF THE YEAR

1972 Chuck Tanner  
 1983 Tony La Russa (BBWAA, TSN)  
 1990 Jeff Torborg (BBWAA, TSN)  
 1993 Gene Lamont (BBWAA)  
 2000 Jerry Manuel (BBWAA, AP, TSN)  
 2005 Ozzie Guillen (BBWAA, TSN)

## EXECUTIVE OF THE YEAR

1972 Roland Hemond  
 1977 Bill Veack  
 1983 Roland Hemond

## RAWLINGS GOLD GLOVE®

1957 Nellie Fox (2B)  
 Sherm Lollar (C)  
 Minnie Minoso (OF)  
 1958 Luis Aparicio (SS)  
 Sherm Lollar (C)  
 1959 Luis Aparicio (SS)  
 Nellie Fox (2B)  
 Sherm Lollar (C)  
 1960 Luis Aparicio (SS)  
 Nellie Fox (2B)  
 Minnie Minoso (OF)  
 1961 Luis Aparicio (SS)  
 Jim Landis (OF)  
 1962 Luis Aparicio (SS)  
 Jim Landis (OF)  
 1963 Jim Landis (OF)  
 1964 Jim Landis (OF)  
 1966 Tommie Agee (OF)  
 1968 Luis Aparicio (SS)  
 1970 Luis Aparicio (SS)  
 Ken Berry (OF)  
 1974 Jim Kaat (P)  
 1975 Jim Kaat (P)

1977 Jim Spencer (1B)  
 1981 Mike Squires (1B)  
 1990 Ozzie Guillen (SS)  
 1991 Robin Ventura (3B)  
 1992 Robin Ventura (3B)  
 1993 Robin Ventura (3B)  
 1996 Robin Ventura (3B)  
 1998 Robin Ventura (3B)  
 2009 Mark Buehrle (P)  
 2010 Mark Buehrle (P)  
 2011 Mark Buehrle (P)  
 2012 Jake Peavy (P)

## SILVER SLUGGER

1981 Carlton Fisk (C)  
 1985 Carlton Fisk (C)  
 1988 Carlton Fisk (C)  
 1991 Frank Thomas (DH)  
 1993 Frank Thomas (1B)  
 1994 Frank Thomas (1B)  
 Julio Franco (DH)  
 1998 Albert Belle (OF)  
 2000 Magglio Ordonez (OF)  
 Frank Thomas (DH)  
 2002 Magglio Ordonez (OF)  
 2006 Joe Crede (3B)  
 Jermaine Dye (OF)  
 2008 Carlos Quentin (OF)  
 2010 Alexei Ramirez (SS)  
 2012 A.J. Pierzynski (C)  
**2014 Jose Abreu (1B)**  
 Alexei Ramirez (SS)

## SPORTING NEWS ALL-STARS

1926 Johnny Mostil (OF)  
 1927 Ted Lyons (P)  
 1933 Al Simmons (OF)  
 1934 Al Simmons (OF)  
 1936 Luke Appling (SS)  
 1940 Luke Appling (SS)  
 1943 Luke Appling (SS)  
 1955 Nellie Fox (2B)  
 1956 Nellie Fox (2B)  
 Billy Pierce (P)  
 1957 Billy Pierce (P)  
 1958 Nellie Fox (2B)  
 1959 Nellie Fox (2B)  
 Sherm Lollar (C)  
 Early Wynn (P)  
 1960 Minnie Minoso (OF)  
 1963 Gary Peters (P)  
 1964 Gary Peters (P)  
 1968 Luis Aparicio (SS)  
 1970 Luis Aparicio (SS)  
 1972 Dick Allen (1B)  
 Wilbur Wood (P)  
 1974 Dick Allen (1B)  
 1975 Jim Kaat (P)  
 1983 Carlton Fisk (C)  
 LaMarr Hoyt (RHP)  
 Greg Luzinski (DH)  
 Harold Baines (DH)  
 Carlton Fisk (C)  
 1988 Harold Baines (DH)  
 1990 Carlton Fisk (C)  
 1991 Frank Thomas (1B)  
 1992 Jack McDowell (P)

1993 Jack McDowell (P)  
 Frank Thomas (1B)  
 Frank Thomas (1B)  
 1994 Frank Thomas (1B)  
 2000 Magglio Ordonez (OF)  
 2003 Magglio Ordonez (OF)  
 2004 Paul Konerko (1B)  
 2006 Joe Crede (3B)  
 Jermaine Dye (OF)  
 Alexei Ramirez (SS)  
**2014 Jose Abreu (1B)**

## ALL-ROOKIE TEAM

1978 Mike Colbern, C (BD)  
 Bob Molinaro, OF (T, BD)  
 Bill Nahorodny, C (T)  
 1979 Ross Baumgarten, P (T, BD)  
 1980 Britt Burns, P (T, BD)  
 1982 Salome Barojas, P (BD)  
 1983 Ron Kittle, OF (T, BD)  
 Greg Walker, 1B (BD)  
 1985 Ozzie Guillen, SS (T, BD)  
 Tim Hulett, 2B (BD)  
 1987 Bobby Thigpen, P (BD)  
 1988 Dave Gallagher, OF (T, BD)  
 1989 Carlos Martinez, OF (T, BD)  
 1990 Scott Radinsky, P (T)  
 Robin Ventura, 3B (T, BD)  
 1993 Jason Bere, P (BD)  
 1995 Ray Durham, 2B (T, BD)  
 1996 Alexei Ramirez, P (TSN, BD)  
 1997 Mike Cameron, OF (BD)  
 1998 Mike Caruso, SS (T)  
 Magglio Ordonez, OF (T)  
 1999 Chris Singleton, OF (T)  
 2005 Tadahito Iguchi, 2B (T)  
 2008 Alexei Ramirez, 2B (T)  
 2009 Gordon Beckham, 3B (SN)  
**2014 Jose Abreu, 1B (SN)**

## AL PLAYER OF THE MONTH

1980 Lamar Johnson (April)  
 1984 Greg Walker (September)  
 1989 Ron Kittle (May)  
 1991 Robin Ventura (July)  
 Frank Thomas (August)  
 1992 Frank Thomas (September)  
 1993 Frank Thomas (August)  
 1994 Frank Thomas (May)  
 Frank Thomas (July)  
 1996 Frank Thomas (April)  
 Frank Thomas (September)  
 1997 Frank Thomas (May)  
 1998 Albert Belle (July)  
 Albert Belle (September)  
 2002 Paul Konerko (June)  
 2003 Magglio Ordonez (July)  
**2014 Jose Abreu (April)**  
**Jose Abreu (July)**

# AWARD WINNERS

## AL PITCHER OF THE MONTH


- 1982 LaMarr Hoyt (May)
- 1983 Rich Dotson (Sept.)
- 1990 Bobby Thigpen (May)
- 1993 Wilson Alvarez (Sept.)
- 1994 Alex Fernandez (July)
- 2000 James Baldwin (May)
- Cal Eldred (June)
- 2003 Esteban Loaiza (April)
- 2004 Mark Buehrle (May)
- 2005 Jon Garland (April)
- Mark Buehrle (May)
- Jose Contreras (Sept.)
- 2006 Jose Contreras (April)
- 2009 Jose Contreras (June)
- 2010 Gavin Floyd (June)
- 2012 Jake Peavy (April)
- Chris Sale (May)**
- 2015 Chris Sale (June)**

## AL PLAYER OF THE WEEK

- 1974 Dick Allen (June 11)
- Jorge Orta (June 25)
- Dick Allen (July 23)
- Jim Kaat (Sept. 24)
- 1977 Richie Zisk (July 3)
- 1979 Chet Lemon (April 15)
- Claudell Washington (Sept. 9)
- Lamar Johnson (April 13)
- 1980 Richard Dotson (May 10)
- Greg Luzinski (May 24)
- Britt Burns (Aug. 23)
- 1982 Salome Barojas (April 18)
- Harold Baines (July 11)
- 1983 LaMarr Hoyt (Aug. 28)
- Harold Baines (Sept. 11)
- 1984 Ron Kittle (April 29)
- Tom Paciorek (May 13)
- Harold Baines (Aug. 12)
- Greg Walker (Sept. 9)
- 1985 Carlton Fisk (June 2)
- Tom Seaver (Aug. 4)
- Ron Kittle (Sept. 15)
- 1986 Joe Cowley (Sept. 21)
- 1987 Gary Redus (May 18)
- 1988 Carlton Fisk (Aug. 21)
- 1989 Ron Kittle (May 14)
- 1990 Frank Thomas (Sept. 23)
- 1991 Frank Thomas (April 28)
- Robin Ventura (July 22)
- Frank Thomas (Aug. 4)
- Wilson Alvarez (Aug. 11)
- 1992 Frank Thomas (May 10)
- George Bell (July 5)
- Frank Thomas (July 26)
- George Bell (Aug. 9)
- 1993 George Bell (May 23)
- Jack McDowell (Aug. 22)
- 1994 Frank Thomas (May 31)
- Frank Thomas (July 11)
- 1997 Frank Thomas (June 1)
- Frank Thomas (July 13)
- 1998 Albert Belle (July 12)
- Albert Belle (July 19)
- Ray Durham (Aug. 16)
- 1999 Greg Norton (May 30)
- Frank Thomas (June 6)

- Carlos Lee (Aug. 29)
- 2000 Frank Thomas (April 9)
- Chris Singleton (April 23)
- Magglio Ordonez (July 2)
- Frank Thomas (July 16)
- Carlos Lee (Sept. 10)
- 2001 Ray Durham (May 27)
- Magglio Ordonez (June 11)
- 2002 Magglio Ordonez (May 6)
- Magglio Ordonez (Aug. 5)
- Joe Crede (Aug. 26)
- Magglio Ordonez (Sept. 16)
- 2003 Esteban Loaiza (April 27)
- Frank Thomas (Aug. 24)
- Paul Konerko (Aug. 31)
- Bartolo Colon (Sept. 14)
- 2004 Magglio Ordonez (April 11)
- 2005 Jon Garland (May 1)
- 2006 Paul Konerko (June 12)
- Joe Crede (June 19)
- 2007 Mark Buehrle (April 22)
- Josh Fields (Sept. 23)

- 2008 Joe Crede (June 8)
- Jermaine Dye (June 22)
- Javier Vazquez (Aug. 17)
- 2009 Jose Contreras (June 14)
- Jermaine Dye (June 28)
- Jim Thome (July 19)
- Mark Buehrle (July 26)
- 2010 Paul Konerko (May 2)
- Carlos Quentin (June 27)
- 2011 Carlos Quentin (April 3)
- Paul Konerko (April 10)
- Philip Humber (April 22)
- 2012 Paul Konerko (April 29)
- Paul Konerko (May 27)
- Kevin Youkilis (July 8)
- 2013 Alejandro De Aza (July 14)
- 2014 Jose Abreu (April 27)**
- 2015 Jose Abreu (August 3)**
- Adam Eaton (August 3)**



Frank Thomas was named American League Player of the Month eight times.

FRONT OFFICE

FIELD STAFF

PLAYERS

OPPONENTS

2015 REVIEW

HISTORY

RECORDS

MINOR LEAGUES

MEDIA/MISC.

# POSTSEASON SUMMARY

## 1906 WORLD SERIES (WHITE SOX 4, CUBS 2)

Game	Date	Site	Score	Winner	Loser	Save
1	Oct. 9	West Side Grounds	White Sox 2, Cubs 1	<b>Altrock</b>	Brown	None
2	Oct. 10	South Side Park	Cubs 7, White Sox 1	Reulbach	<b>White</b>	None
3	Oct. 11	West Side Grounds	White Sox 3, Cubs 0	<b>Walsh</b>	Pfiester	None
4	Oct. 12	South Side Park	Cubs 1, White Sox 0	Brown	<b>Altrock</b>	None
5	Oct. 13	West Side Grounds	White Sox 8, Cubs 6	<b>Walsh</b>	Pfiester	<b>White</b>
6	Oct. 14	South Side Park	White Sox 8, Cubs 3	<b>White</b>	Brown	None

## 1917 WORLD SERIES (WHITE SOX 4, GIANTS 2)

Game	Date	Site	Score	Winner	Loser	Save
1	Oct. 6	Comiskey Park	White Sox 2, Giants 1	<b>Cicotte</b>	Sallee	None
2	Oct. 7	Comiskey Park	White Sox 7, Giants 2	<b>Faber</b>	Anderson	None
3	Oct. 10	Polo Grounds	Giants 2, White Sox 0	Benton	<b>Cicotte</b>	None
4	Oct. 11	Polo Grounds	Giants 5, White Sox 0	Schupp	<b>Faber</b>	None
5	Oct. 13	Comiskey Park	White Sox 8, Giants 5	<b>Faber</b>	Sallee	None
6	Oct. 15	Polo Grounds	White Sox 4, Giants 2	<b>Faber</b>	Benton	None

## 1919 WORLD SERIES (REDS 5, WHITE SOX 3)

Game	Date	Site	Score	Winner	Loser	Save
1	Oct. 1	Crosley Field	Reds 9, White Sox 1	Ruether	<b>Cicotte</b>	None
2	Oct. 2	Crosley Field	Reds 4, White Sox 2	Sallee	<b>Williams</b>	None
3	Oct. 3	Comiskey Park	White Sox 3, Reds 0	<b>Kerr</b>	Fisher	None
4	Oct. 4	Comiskey Park	Reds 2, White Sox 0	Ring	<b>Cicotte</b>	None
5	Oct. 6	Comiskey Park	Reds 5, White Sox 0	Eller	<b>Williams</b>	None
6	Oct. 7	Crosley Field	White Sox 5, Reds 4	<b>Kerr</b>	Ring	None
7	Oct. 8	Crosley Field	White Sox 4, Reds 1	<b>Cicotte</b>	Sallee	None
8	Oct. 9	Comiskey Park	Reds 10, White Sox 5	Eller	<b>Williams</b>	None

## 1959 WORLD SERIES (DODGERS 4, WHITE SOX 2)

Game	Date	Site	Score	Winner	Loser	Save
1	Oct. 1	Comiskey Park	White Sox 11, Dodgers 0	<b>Wynn</b>	Craig	<b>Staley</b>
2	Oct. 2	Comiskey Park	Dodgers 4, White Sox 3	Podres	<b>Shaw</b>	Sherry
3	Oct. 4	L.A. Coliseum	Dodgers 3, White Sox 1	Drysdale	<b>Donovan</b>	Sherry
4	Oct. 5	L.A. Coliseum	Dodgers 5, White Sox 4	Sherry	<b>Staley</b>	None
5	Oct. 6	L.A. Coliseum	White Sox 1, Dodgers 0	<b>Shaw</b>	Koufax	<b>Donovan</b>
6	Oct. 8	Comiskey Park	Dodgers 9, White Sox 3	Sherry	<b>Wynn</b>	None

## 1983 AMERICAN LEAGUE CHAMPIONSHIP SERIES (ORIOLES 3, WHITE SOX 1)

Game	Date	Site	Score	Winner	Loser	Save
1	Oct. 5	Memorial Stadium	White Sox 2, Orioles 1	<b>Hoyt</b>	McGregor	None
2	Oct. 6	Memorial Stadium	Orioles 4, White Sox 0	Boddicker	<b>Bannister</b>	None
3	Oct. 7	Comiskey Park	Orioles 11, White Sox 1	Flanagan	<b>Dotson</b>	Stewart
4	Oct. 8	Comiskey Park	Orioles 3, White Sox 0 (10)	T. Martinez	<b>Burns</b>	None

## 1993 AMERICAN LEAGUE CHAMPIONSHIP SERIES (BLUE JAYS 4, WHITE SOX 2)

Game	Date	Site	Score	Winner	Loser	Save
1	Oct. 5	Comiskey Park	Blue Jays 7, White Sox 3	Guzman	<b>McDowell</b>	None
2	Oct. 6	Comiskey Park	Blue Jays 3, White Sox 1	Stewart	<b>Fernandez</b>	Ward
3	Oct. 8	SkyDome	White Sox 6, Blue Jays 1	<b>Alvarez</b>	Hentgen	None
4	Oct. 9	SkyDome	White Sox 7, Blue Jays 4	<b>Belcher</b>	Stottlemire	<b>Hernandez</b>
5	Oct. 10	SkyDome	Blue Jays 5, White Sox 3	Guzman	<b>McDowell</b>	None
6	Oct. 12	Comiskey Park	Blue Jays 6, White Sox 3	Stewart	<b>Fernandez</b>	Ward

## 2000 AMERICAN LEAGUE DIVISION SERIES (MARINERS 3, WHITE SOX 0)

Game	Date	Site	Score	Winner	Loser	Save
1	Oct. 3	Comiskey Park	Mariners 7, White Sox 4 (10)	Mesa	<b>Foulke</b>	Sasaki
2	Oct. 4	Comiskey Park	Mariners 5, White Sox 2	Abbott	<b>Sirotko</b>	Sasaki
3	Oct. 6	Safeco Field	Mariners 2, White Sox 1	Paniagua	<b>Wunsch</b>	None

## White Sox Clinching Dates

October 3, 1906	September 22, 1959	September 24, 2000
September 21, 1917	September 17, 1983	September 29, 2005
September 24, 1919	September 27, 1993	September 30, 2008

# POSTSEASON SUMMARY

## 2005 AMERICAN LEAGUE DIVISION SERIES (WHITE SOX 3, RED SOX 0)

Game	Date	Site	Score	Winner	Loser	Save
1	Oct. 4	U.S. Cellular Field	<b>White Sox 14</b> , Red Sox 2	<b>Contreras</b>	Clement	None
2	Oct. 5	U.S. Cellular Field	<b>White Sox 5</b> , Red Sox 4	<b>Buehrle</b>	Wells	<b>Jenks</b>
3	Oct. 7	Fenway Park	<b>White Sox 5</b> , Red Sox 3	<b>Garcia</b>	Wakefield	<b>Jenks</b>

## 2005 AMERICAN LEAGUE CHAMPIONSHIP SERIES (WHITE SOX 4, ANGELS 1)

Game	Date	Site	Score	Winner	Loser	Save
1	Oct. 11	U.S. Cellular Field	Angels 3, <b>White Sox 2</b>	Byrd	<b>Contreras</b>	Rodriguez
2	Oct. 12	U.S. Cellular Field	<b>White Sox 2</b> , Angels 1	<b>Buehrle</b>	Escobar	None
3	Oct. 14	Angel Stadium	<b>White Sox 5</b> , Angels 2	<b>Garland</b>	Lackey	None
4	Oct. 15	Angel Stadium	<b>White Sox 8</b> , Angels 2	<b>Garcia</b>	Santana	None
5	Oct. 16	Angel Stadium	<b>White Sox 6</b> , Angels 3	<b>Contreras</b>	Escobar	None

## 2005 WORLD SERIES (WHITE SOX 4, ASTROS 0)

Game	Date	Site	Score	Winner	Loser	Save
1	Oct. 22	U.S. Cellular Field	<b>White Sox 5</b> , Astros 3	<b>Contreras</b>	Rodriguez	<b>Jenks</b>
2	Oct. 23	U.S. Cellular Field	<b>White Sox 7</b> , Astros 6	<b>Cotts</b>	Lidge	None
3	Oct. 25	Minute Maid Park	<b>White Sox 7</b> , Astros 5 (14)	<b>Marte</b>	Astacio	<b>Buehrle</b>
4	Oct. 26	Minute Maid Park	<b>White Sox 1</b> , Astros 0	<b>Garcia</b>	Lidge	<b>Jenks</b>

## 2008 AMERICAN LEAGUE DIVISION SERIES (RAYS 3, WHITE SOX 1)

Game	Date	Site	Score	Winner	Loser	Save
1	Oct. 2	Tropicana Field	Rays 6, <b>White Sox 4</b>	Shields	<b>Vazquez</b>	Wheeler
2	Oct. 3	Tropicana Field	Rays 6, <b>White Sox 2</b>	Kazmir	<b>Buehrle</b>	None
3	Oct. 5	U.S. Cellular Field	<b>White Sox 5</b> , Rays 3	<b>Danks</b>	Garza	<b>Jenks</b>
4	Oct. 6	U.S. Cellular Field	Rays 6, <b>White Sox 2</b>	Sonnanstine	<b>Floyd</b>	None

## THE LAST TIME IT HAPPENED

White Sox	Player	Date	Game	Series	Opponent
Two-Hitter	Ed Walsh	10/11/1906	Game 3	World Series	vs. Chicago Cubs
Shutout, Individual	Dickie Kerr	10/3/19	Game 3	World Series	vs. Cincinnati (3-0)
Complete Game	Jose Contreras	10/16/05	Game 5	ALCS	at Los Angeles Angels
10-plus Strikeouts	Ed Walsh (12)	10/11/1906	Game 3	World Series	vs. Chicago Cubs
Home Run	Jermaine Dye	10/6/08	Game 4	ALDS	vs. Tampa Bay (Andy Sonnanstine)
Grand Slam	Paul Konerko	10/23/05	Game 3	World Series	vs. Houston (Chad Qualls)
Game-Ending HR	Scott Podsednik	10/23/05	Game 2	World Series	vs. Houston
Two Home Runs	A.J. Pierzynski	10/4/05	Game 1	ALDS	vs. Boston
Four Hits	Tim Lincecum	10/8/93	Game 3	ALCS	at Toronto
Five RBI	Ted Kluszewski	10/1/59	Game 1	World Series	vs. Los Angeles-NL
Stolen Base	Juan Uribe	10/5/08	Game 3	ALDS	vs. Tampa Bay
Hit by Pitch	Orlando Cabrera	10/3/08	Game 2	ALDS	at Tampa Bay

White Sox, Team	Date	Game	Series	Opponent
Extra-Inning Game	10/25/05	Game 3	World Series	at Houston (14 innings)
10 Runs, Game	10/4/05	Game 1	ALDS	vs. Boston
5 Runs, Inning	10/25/05	Game 3	World Series	at Houston (5th inning)
10 Hits, Game	10/3/08	Game 2	ALDS	at Tampa Bay
Four HR, Game	10/4/05	Game 1	ALDS	vs. Boston
10 Strikeouts, Game	10/25/05	Game 3	World Series	at Houston (14 innings)

Opponents	Player	Date	Game	Series	Opponent
One-Hitter	Ed Ruelbach	10/10/1906	Game 2	World Series	vs. Chicago-NL
Shutout, Individual	Mike Boddicker	10/6/83	Game 2	ALCS	at Baltimore
Complete Game	Mike Boddicker	10/6/83	Game 2	ALCS	at Baltimore
10-plus Strikeouts	Mike Boddicker	10/6/83	Game 2	ALCS	at Baltimore (14 innings)
Home Run	B.J. Upton	10/6/08	Game 4	ALDS	vs. Tampa Bay
Two Home Runs	B.J. Upton	10/6/08	Game 4	ALDS	vs. Tampa Bay

## White Sox Wire-To-Wire

The 2005 White Sox were in first place all 183 days during their world championship season, breaking the franchise record set in 2000 (169), and also eclipsing the club record for most consecutive days spent in first place (167), also set in 2000. The 1919 Sox spent 134 days in first place, followed by the 1901 (128), 1917 (126), 1993 (125) and 2012 (117) clubs.



# POSTSEASON RECORDS

## CLUB BATTING, SERIES

At-Bats.....	263 (1919 WS)
Runs.....	24 (2005 ALDS)
Hits.....	59 (1919 WS)
Doubles.....	10 (4x, last 2005 ALCS)
Triples.....	3 (twice, last 1919 WS)
Home Runs.....	7 (2005 ALDS)
Extra Base Hits.....	17 (twice, last 2005 WS)
Strikeouts.....	43 (1993 ALCS)
Walks.....	32 (1993 ALCS)
Stolen Bases.....	6 (twice, last 1917 WS)
Left On Base.....	52 (1919 WS)
Fewest Left on Base.....	21 (2000 ALDS)

## CLUB BATTING, SINGLE GAME

At-Bats.....	53 (2005 WS, Game 3 - 14 innings)
Runs.....	14 (2005 ALDS, Game 1)
Runs, Inning.....	7 (1959 WS, Game 1, 3rd inning)
Hits.....	14 (3x, last 2005 WS, Game 3 - 14 innings)
Doubles.....	8 (1906 WS, Game 5)
Triples.....	2 (1906 WS, Game 2)
Home Runs.....	4 (2005 ALDS, Game 1)
Extra-Base Hits.....	8 (1906 WS, Game 5)
Strikeouts.....	14 (1983 ALCS, Game 2)
Walks.....	10 (1993 ALCS, Game 1)
Stolen Bases.....	3 (3x, last 2008 ALDS, Game 3)
Left On Base.....	15 (2005 WS, Game 3 - 14 innings)
Fewest Left on Base.....	2 (2005 ALDS, Game 1)

## INDIVIDUAL BATTING, SERIES

Batting Average.....	.444, Tim Raines (1993 ALCS)*
At-Bats.....	34, Buck Weaver (1919 WS)
Runs.....	6, Jim Landis (1959 WS)
Hits.....	12, twice, last Tim Raines (1993 ALCS)*
Hitting Streak.....	6 games, Tim Raines (1993 ALCS)
Doubles.....	4, twice, last Buck Weaver (1919 WS)
Triples.....	2, twice, last Scott Podsednik (2005 WS)
Home Runs.....	3, Ted Kluszewski (1959 WS)
Extra-Base Hits.....	5, Buck Weaver (1919 WS)
Total Bases.....	19, Ted Kluszewski (1959 WS)
RBI.....	10, Ted Kluszewski (1959 WS)
Walks.....	10, Frank Thomas (1993 ALCS)*
Stolen Bases.....	3, 3x, last Scott Podsednik (2005 ALCS)
Sacrifice Hits.....	4, Happy Felsch (1919 WS)
Sacrifice Flies.....	2, Alexei Ramirez (2008 ALDS)

## INDIVIDUAL BATTING, SINGLE GAME

At-Bats.....	8, Scott Podsednik (2005 WS, Game 3, 14 inn.)
Runs.....	4, A.J. Pierzynski (2005 ALDS, Game 1)
Hits.....	4, 4x, last Jermaine Dye (2008 ALDS, Game 2)
Doubles.....	4, Frank Isbell (1906 WS, Game 5) #
Triples.....	1, 11x, last Scott Podsednik (2005 WS, Game 1)
Home Runs.....	2, twice, last A.J. Pierzynski (2005 ALDS, Game 1)
Extra-Base Hits.....	4, Frank Isbell (1906 WS, Game 5)
Total Bases.....	10, A.J. Pierzynski (2005 ALDS, Game 1)
RBI.....	5, Ted Kluszewski (1959 WS, Game 1)
Walks.....	4, Frank Thomas (1993 ALCS, Game 1)*
Stolen Bases.....	2, 5x, last Scott Podsednik (2005 ALCS, Game 4)
Sacrifice Hits.....	2, twice, last Joey Cora (1993 ALCS, Game 3)
Sacrifice Flies.....	1, 8x, last Alexei Ramirez (2008 ALDS, Game 3)

## CLUB PITCHING, SERIES

Innings Pitched.....	71.0 (1919 WS)
Hits.....	65 (1993 ALCS)
Fewest Hits.....	25 (2005 ALDS)
Runs Scored.....	35 (1919 WS)
Fewest Runs Scored.....	9 (2005 ALDS)
Earned Runs.....	27 (1919 WS)
Fewest Earned Runs.....	9, twice (last 2005 ALDS)
Walks.....	25 (1919 WS)
Fewest Walks.....	4 (2005 ALCS)
Strikeouts.....	36, twice (last 2005 WS)
Home Runs Allowed.....	7 (1959 WS)
Shutouts.....	2 (1959 WS)

## CLUB PITCHING, SINGLE GAME

Innings Pitched.....	14.0 (2005 WS, Game 3)
Hits.....	17 (1993 ALCS, Game 1)
Fewest Hits.....	2 (1906 WS, Game 3)
Most Runs.....	11 (1983 ALCS, Game 3)
Earned Runs.....	10 (1983 ALCS, Game 3)
Walks Allowed.....	12 (2005 WS, Game 3 - 14 innings)
Fewest Walks.....	0, 8x (last 2005 WS, Game 1)
Strikeouts.....	14 (2005 WS, Game 3 - 14 innings)
Home Runs.....	3, 3x (last, 2005 ALDS, Game 3)

## INDIVIDUAL PITCHING, SERIES

Games.....	4, 6x, last by Neal Cotts (2005 WS) and Bobby Jenks (2005 WS)
Wins.....	3, Red Faber (1917 WS) #
Losses.....	3, Lefty Williams (1919 WS) #
Saves.....	2, twice, Bobby Jenks (2005 ALDS; 2005 WS)
Complete Games.....	2, 5x, last Dickie Kerr (1919 WS) and Ed Cicotte (1919 WS)
Shutouts.....	1, twice, last Dickie Kerr (1919 WS, Game 3)
Innings.....	27.0, Red Faber (1917 WS) #
Hits.....	23, Eddie Cicotte (1917 WS)
Runs.....	12, Lefty Williams (1919 WS)
Earned Runs.....	12, Lefty Williams (1919 WS)
Walks.....	8, Lefty Williams (1919 WS)
Strikeouts.....	17, Ed Walsh (1906 WS)

## INDIVIDUAL PITCHING, SINGLE GAME

CG.....	19x, last Jose Contreras (2005 ALCS, Game 5)
Low-Hit CG.....	2, Ed Walsh (1906 WS, Game 3)
Shutout.....	twice, last Dickie Kerr (1919 WS, Game 3)
IP.....	10.0, Dickie Kerr (1919 WS, Game 6)
IP, Reliever.....	6.0, twice, last Eddie Cicotte (1917 WS, Game 5)
Strikeouts.....	12, Ed Walsh (1906 WS, Game 3)
Strikeouts, Reliever.....	5, Jose DeLeon (1993 ALCS, Game 5)
Hits.....	13, Jack McDowell (1993 ALCS, Game 1)
Hits, Reliever.....	8, twice, last Bill James (1919 WS, Game 8)
Runs.....	7, Jack McDowell (1993 ALCS, Game 1)
Runs, Reliever.....	4, Bill James (1919 WS, Game 8)
Walks.....	6, Lefty Williams (1919 WS, Game 2)
Walks, Reliever.....	4, Roy Wilkinson (1919, Game 8)

\*ALCS Record (dependent upon length of series)  
#World Series Record (dependent upon length of series)

# POSTSEASON MISCELLANEOUS

## WHITE SOX STARTING PITCHING

### 1906 WORLD SERIES

Game	Date	H/R	Pitcher	W-L	IP	H	R	ER	BB	SO
1	10/9	H	Nick Altrock	W	9.0	4	1	1	1	3
2	10/10	H	Doc White	L	3.0	4	4	0	2	1
3	10/11	R	Ed Walsh	W	9.0	2	0	0	1	12
4	10/12	R	Nick Altrock	L	9.0	7	1	1	1	2
5	10/13	R	Ed Walsh	W	6.0	5	6	3	5	5
6	10/14	H	Doc White	W	9.0	7	3	3	4	2

### 1917 WORLD SERIES

Game	Date	H/R	Pitcher	W-L	IP	H	R	ER	BB	SO
1	10/6	H	Ed Cicotte	W	9.0	7	1	1	1	2
2	10/7	H	Red Faber	W	9.0	8	2	2	1	1
3	10/10	R	Ed Cicotte	L	8.0	8	2	2	0	8
4	10/11	R	Red Faber	L	7.0	7	3	3	0	3
5	10/13	H	Reb Russell	ND	0.0	2	1	1	1	0
6	10/15	R	Red Faber	W	9.0	6	2	2	2	4

### 1919 WORLD SERIES

Game	Date	H/R	Pitcher	W-L	IP	H	R	ER	BB	SO
1	10/1	R	Ed Cicotte	L	3.2	7	6	6	2	1
2	10/2	R	Lefty Williams	L	8.0	4	4	4	6	1
3	10/3	H	Dickie Kerr	W	9.0	3	0	0	1	4
4	10/4	H	Ed Cicotte	L	9.0	5	2	0	0	2
5	10/6	H	Lefty Williams	L	8.0	4	4	4	2	3
6	10/7	R	Dickie Kerr	W	10.0	11	4	3	2	2
7	10/8	R	Ed Cicotte	W	9.0	7	1	1	3	4
8	10/9	H	Lefty Williams	L	0.1	4	4	4	0	0

### 1959 WORLD SERIES

Game	Date	H/R	Pitcher	W-L	IP	H	R	ER	BB	SO
1	10/1	H	Early Wynn	W	7.0	6	0	0	1	6
2	10/2	H	Bob Shaw	L	6.2	8	4	4	1	1
3	10/4	R	Dick Donovan	L	6.2	2	2	2	2	5
4	10/5	R	Early Wynn	ND	2.2	8	4	3	0	2
5	10/6	R	Bob Shaw	W	1.1	9	0	0	1	1
6	10/8	H	Early Wynn	L	3.1	5	5	5	3	2

### 1983 ALCS

Game	Date	H/R	Pitcher	W-L	IP	H	R	ER	BB	SO
1	10/5	R	LaMarr Hoyt	W	9.0	5	1	1	0	4
2	10/6	R	Floyd Bannister	L	6.0	5	6	3	1	5
3	10/7	H	Rich Dotson	L	5.0	6	6	6	3	3
4	10/8	H	Britt Burns	L	9.1	6	1	1	5	8

### 1993 ALCS

Game	Date	H/R	Pitcher	W-L	IP	H	R	ER	BB	SO
1	10/5	H	Jack McDowell	L	6.2	13	7	7	2	4
2	10/6	H	Alex Fernandez	L	8.0	8	3	1	3	5
3	10/8	R	Wilson Alvarez	W	9.0	7	1	1	2	6
4	10/9	R	Jason Bere	ND	2.1	5	3	3	2	3
5	10/10	R	Jack McDowell	L	2.1	5	3	3	3	1
6	10/12	H	Alex Fernandez	L	7.0	7	3	2	3	5

### 2000 ALDS

Game	Date	H/R	Pitcher	W-L	IP	H	R	ER	BB	SO
1	10/3	H	Jim Parque	ND	6.0	6	3	3	1	2
2	10/4	H	Mike Sirota	L	5.2	7	4	3	2	0
3	10/5	R	James Baldwin	ND	6.0	3	1	1	3	2

### 2005 ALDS

Game	Date	H/R	Pitcher	W-L	IP	H	R	ER	BB	SO
1	10/4	H	Jose Contreras	W	7.2	8	2	2	0	6
2	10/5	H	Mark Buehrle	W	7.0	8	4	4	1	2
3	10/7	R	Freddy Garcia	W	5.0	5	3	3	4	1

### 2005 ALCS

Game	Date	H/R	Pitcher	W-L	IP	H	R	ER	BB	SO
1	10/11	H	Jose Contreras	L	8.1	7	3	3	0	4
2	10/12	H	Mark Buehrle	W	9.0	5	1	1	0	4
3	10/14	R	Jon Garland	W	9.0	4	2	2	1	7
4	10/15	R	Freddy Garcia	W	9.0	6	2	2	1	5
5	10/16	R	Jose Contreras	W	9.0	5	3	3	2	2

## 2005 WORLD SERIES

Game	Date	H/R	Pitcher	W-L	IP	H	R	ER	BB	SO
1	10/22	H	Jose Contreras	W	7.0	6	3	3	0	2
2	10/23	H	Mark Buehrle	ND	7.0	7	4	4	0	6
3	10/25	R	Jon Garland	ND	7.0	7	4	2	2	4
4	10/26	R	Freddy Garcia	W	7.0	4	0	0	3	7

## 2008 ALDS

Game	Date	H/R	Pitcher	W-L	IP	H	R	ER	BB	SO
1	10/2	R	Javier Vazquez	L	4.1	8	6	6	1	6
2	10/3	R	Mark Buehrle	L	7.0	10	5	5	0	3
3	10/5	H	John Danks	W	6.2	7	3	3	3	7
4	10/6	H	Gavin Floyd	L	3.0	5	4	4	2	4

## WHITE SOX HOME RUNS

### 1917 WORLD SERIES

Game	H/R	Sox Player	Pitcher, Club	Inn.	On
1	H	Happy Felsch	Slim Sallee, NYG	4	0

### 1919 WORLD SERIES

Game	H/R	Sox Player	Pitcher, Club	Inn.	On
8	H	Joe Jackson	Hod Eller, CIN	3	0

### 1959 WORLD SERIES

Game	H/R	Sox Player	Pitcher, Club	Inn.	On
1	H	Ted Kluszewski	Roger Craig, LAD	3	1
		Ted Kluszewski	Chuck Churn, LAD	4	1
4	R	Sherm Lollar	Roger Craig, LAD	7	2
6	H	Ted Kluszewski	Johnny Podres, LAD	4	2

### 1993 ALCS

Game	H/R	Sox Player	Pitcher, Club	Inn.	On
4	R	Lance Johnson	Todd Stottlemyre, TOR	2	1
		Frank Thomas	Todd Stottlemyre, TOR	6	0
5	R	Ellis Burks	Juan Guzman, TOR	5	0
		Robin Ventura	Duane Ward, TOR	9	1
6	H	Warren Newson	Duane Ward, TOR	9	0

### 2000 ALDS

Game	H/R	Sox Player	Pitcher, Club	Inn.	On
1	H	Ray Durham	Freddy Garcia, SEA	3	1

### 2005 ALDS

Game	H/R	Sox Player	Pitcher, Club	Inn.	On
1	H	A.J. Pierzynski	Matt Clement, BOS	1	2
		Paul Konerko	Matt Clement, BOS	3	0
		Scott Podsednik	Jeremi Gonzalez, BOS	6	2
		A.J. Pierzynski	Bronson Arroyo, BOS	8	0
2	H	Tadahito Iguchi	David Wells, BOS	5	2
3	R	Paul Konerko	Tim Wakefield, BOS	6	1

### 2005 ALCS

Game	H/R	Sox Player	Pitcher, Club	Inn.	On
1	H	Joe Crede	Paul Byrd, LAA	3	0
3	R	Paul Konerko	John Lackey, LAA	1	1
4	R	Paul Konerko	Ervin Santana, LAA	1	2
		A.J. Pierzynski	Ervin Santana, LAA	4	0
5	R	Joe Crede	Kelvin Escobar, LAA	7	0

### 2005 WORLD SERIES

Game	H/R	Sox Player	Pitcher, Club	Inn.	On
1	H	Jermaine Dye	Roger Clemens, HOU	1	0
		Joe Crede	Wandy Rodriguez, HOU	4	0
2	H	Paul Konerko	Chad Qualls, HOU	7	3
		Scott Podsednik	Brad Lidge, HOU	9	0
3	R	Joe Crede	Roy Oswalt, HOU	5	0
		Geoff Blum	Ezequiel Astacio, HOU	14	0

### 2008 ALDS

Game	H/R	Sox Player	Pitcher, Club	Inn.	On
1	R	Dewayne Wise	James Shields, TB	3	2
		Paul Konerko	Dan Wheeler, TB	9	0
4	H	Paul Konerko	Andy Sonnanstine, TB	4	0
		Jermaine Dye	Andy Sonnanstine, TB	6	0

# 1906 WORLD SERIES

## CHICAGO WHITE SOX 4 CHICAGO CUBS 2

**Recap:** The White Sox, dubbed the "Hitless Wonders" for their lack of offensive punch, defeated the heavily favored Cubs, winners of a major-league record 116 games, in what was billed as the Trolley Car Series ... the Sox batted a league-low .230 during the regular season, were shut out 16 times and hit just seven home runs ... conversely, the Cubs fielded the legendary infield of Joe Tinker, Johnny Evers and Frank Chance, and featured the National League's top pitcher in future Hall of Famer Mordecai "Three Finger" Brown ... the Sox pitching staff posted a league-best 32 shutouts, with ace Ed Walsh recording a league-best 10 followed by Doc White and Frank Owen with seven apiece ... despite hitting only .198 in the series, the pitching staff stymied the Cubs offense, compiling a 1.67 ERA (10 ER/54.0 IP) while allowing only 27 hits (.196 average).

### GAME 1: WHITE SOX 2, CUBS 1

White Sox	0	0	0	0	1	1	0	0	0	0	—	2
Cubs	0	0	0	0	0	1	0	0	0	0	—	1

**WP:** Altrack **LP:** Brown **Save:** None  
**Time:** 1:45 **Att:** 12,693 **HR:** None

**Recap:** Nick Altrack outdueled Mordecai "Three Finger" Brown as the White Sox captured the series opener, 2-1 ... a pair of errors by the North Stars led to both Sox runs ... Frank Isbell's RBI single in the sixth inning gave the White Sox a 2-0 lead, but after a wild pitch in the bottom of the frame brought the Cubs within a run, Altrack fired blanks the rest of the way ... the game was played amid snow flurries and freezing temperatures.

### GAME 2: CUBS 7, WHITE SOX 1

Cubs	0	3	1	0	0	1	0	2	0	—	7
White Sox	0	0	0	0	1	0	0	0	0	—	1

**WP:** Reulbach **LP:** White **Save:** None  
**Time:** 1:58 **Att:** 12,595 **HR:** None

**Recap:** On another frigid afternoon, Ed Reulbach threw a one-hitter, and the Cubs offense broke out for 10 hits and seven runs as they evened the series at a game apiece ... the Cubs stole seven bases and knocked Sox starter Doc White (four unearned runs) out of the game after 3.0 IP ... the White Sox were held hitless by Reulbach until Jiggs Donahue's single in the seventh inning ... two Sox errors led to five unearned runs.

### GAME 3: WHITE SOX 3, CUBS 0

White Sox	0	0	0	0	0	3	0	0	0	—	3
Cubs	0	0	0	0	0	0	0	0	0	—	0

**WP:** Walsh **LP:** Pfister **Save:** None  
**Time:** 2:10 **Att:** 13,667 **HR:** None

**Recap:** Ed Walsh threw a two-hit shutout with 12 strikeouts, and George Rohe hit a three-run triple in the sixth inning to lead the Sox to a 3-0 victory ... Walsh yielded a single and double in the first but held the Cubs hitless the rest of the game ... Cubs starter Jack Pfeister loaded the bases with no outs in the sixth but then retired the next two batters before giving up Rohe's game-winning hit down the left-field line.

### GAME 4: CUBS 1, WHITE SOX 0

Cubs	0	0	0	0	0	0	1	0	0	—	1
White Sox	0	0	0	0	0	0	0	0	0	—	0

**WP:** Brown **LP:** Altrack **Save:** None  
**Time:** 1:36 **Att:** 18,385 **HR:** None

**Recap:** In a reversal of Game 1, "Three Finger" Brown got the best of Nick Altrack as the Cubs again evened the series with a 1-0 victory ... Brown held the White Sox hitless through 5.2

IP before settling for a two-hitter ... the Cubs manufactured the game's only run in the seventh inning on a single, two sacrifice bunts and another single.

### GAME 5: WHITE SOX 8, CUBS 6

White Sox	1	0	2	4	0	1	0	0	0	—	8
Cubs	3	0	0	1	0	2	0	0	0	—	6

**WP:** Walsh **LP:** Pfister **Save:** White  
**Time:** 2:40 **Att:** 23,257 **HR:** None

**Recap:** In a departure from the pitching-dominated performances of the first four games, the White Sox outlasted the Cubs despite committing six errors ... Frank Isbell tied a World Series record with four doubles, scored three runs and drove in two ... George Davis doubled twice with three RBI, and George Rohe was 3-4 with a RBI to lead the Sox 12-hit attack ... Sox starter Ed Walsh went 6.0 IP, giving up six runs (three earned), but Doc White allowed just one hit over the final 3.0 IP for the save.

### GAME 6: WHITE SOX 8, CUBS 3

Cubs	1	0	0	0	1	0	0	0	1	—	3
White Sox	3	4	0	0	0	0	0	1	x	—	8

**WP:** White **LP:** Brown **Save:** None  
**Time:** 1:55 **Att:** 19,249 **HR:** None

**Recap:** The White Sox pounded out 14 hits to close out the improbable series upset ... five players recorded at least two hits, led by Ed Hahn (4-5) and Frank Isbell (3-5) ... George Davis and Jiggs Donahue each collected two hits and three RBI ... Doc White threw a complete-game seven-hitter ... "Three Finger" Brown lasted just 1.2 IP, allowing seven runs on eight hits.

## WORLD SERIES STATISTICS

Player	AVG	G	AB	R	H	2B	3B	HR	RBI	SB	CS	BB	SO
Donahue	.333	6	18	0	6	2	1	0	4	0	—	3	3
Rohe	.333	6	21	2	7	1	2	0	4	2	—	3	1
Davis	.308	3	13	4	4	3	0	0	6	1	—	0	1
Isbell	.308	6	26	4	8	4	0	0	4	1	—	0	6
Hahn	.273	6	22	4	6	0	0	0	0	0	—	1	1
Tannehill	.111	3	9	1	1	0	0	0	0	0	—	0	2
Dougherty	.100	6	20	1	2	0	0	0	1	2	—	3	4
Jones	.095	6	21	4	2	0	0	0	0	0	—	3	3
Sullivan	.000	6	21	0	0	0	0	0	0	0	—	0	9
O'Neill	.000	1	1	1	0	0	0	0	0	0	—	0	0
McFarland	.000	1	1	0	0	0	0	0	0	0	—	0	0
Towne	.000	1	1	0	0	0	0	0	0	0	—	0	0
Pitchers	.077	6	13	1	1	0	0	0	0	0	—	5	5
<b>TOTALS</b>	<b>.198</b>	<b>6</b>	<b>187</b>	<b>22</b>	<b>37</b>	<b>10</b>	<b>3</b>	<b>0</b>	<b>19</b>	<b>6</b>	<b>—</b>	<b>18</b>	<b>35</b>

Pitcher	W-L	ERA	G-GS	CG	SV	IP	H	R	ER	BB	SO
Altrack	1-1	1.00	2-2	2	0	18.0	11	2	2	2	5
Walsh	2-0	1.20	2-2	1	0	15.0	7	6	2	6	17
White	1-1	1.80	3-2	1	1	15.0	12	7	3	7	4
Owen	0-0	3.00	1-0	0	0	6.0	6	3	2	3	2
<b>TOTALS</b>	<b>4-2</b>	<b>1.50</b>	<b>6-6</b>	<b>4</b>	<b>1</b>	<b>54.0</b>	<b>36</b>	<b>18</b>	<b>9</b>	<b>18</b>	<b>28</b>

# 1917 WORLD SERIES

## CHICAGO WHITE SOX 4 NEW YORK GIANTS 2

**Recap:** The White Sox captured the franchise's second world championship with a six-game victory over the New York Giants ... Chicago grabbed a 2-0 lead in the series and then dropped Games 3 and 4 before winning the final two ... Eddie Collins led the Sox with a .409 average, while Red Faber was the winning pitcher in Games 2, 5 and 6.

### GAME 1: WHITE SOX 2, GIANTS 1

Giants	0	0	0	0	1	0	0	0	0	—	1
White Sox	0	0	1	1	0	0	0	0	x	—	2

**WP:** Cicotte      **LP:** Sallee      **Save:** None  
**Time:** 1:48      **Att:** 27,300      **HR:** Felsch

**Recap:** Eddie Cicotte, a 28-game winner during the regular season, threw a seven-hitter, and Shano Collins was 3-4 with a run scored as the Sox took a 2-1 decision at Comiskey Park ... Happy Felsch hit a solo home run ... left fielder Joe Jackson turned in the defensive play of the game in the seventh inning, when with a man on base he dove to catch a line drive.

### GAME 2: WHITE SOX 7, GIANTS 2

Giants	0	2	0	0	0	0	0	0	0	—	2
White Sox	0	2	0	5	0	0	0	0	x	—	7

**WP:** Faber      **LP:** Schupp      **Save:** None  
**Time:** 2:13      **Att:** 32,000      **HR:** None

**Recap:** Red Faber overcame a shaky start to turn in a complete-game eight-hitter as Chicago took a 2-0 lead in the series ... Faber gave up two runs in the second inning but held the Giants scoreless on four hits the rest of the way ... Joe Jackson was 3-3 with two RBI, and Buck Weaver was 3-4 with a RBI to pace a 14-hit attack ... the White Sox scored five runs on six hits in the fourth inning, capped by Jackson's two-run single.

### GAME 3: GIANTS 2, WHITE SOX 0

White Sox	0	0	0	0	0	0	0	0	0	—	0
Giants	0	0	0	2	0	0	0	0	x	—	2

**WP:** Benton      **LP:** Cicotte      **Save:** None  
**Time:** 1:55      **Att:** 33,616      **HR:** None

**Recap:** Left-hander Rube Benton shut out the White Sox on five hits, permitting only two runners to advance to second base, as the Giants won Game 3 ... Eddie Cicotte walked none and struck out eight in a complete-game effort but took the loss ... Chicago committed three errors.

### GAME 4: GIANTS 5, WHITE SOX 0

White Sox	0	0	0	0	0	0	0	0	0	—	0
Giants	0	0	0	1	1	0	1	2	x	—	5

**WP:** Schupp      **LP:** Faber      **Save:** None  
**Time:** 2:09      **Att:** 27,746      **HR:** Kauff 2

**Recap:** Ferdie Schupp hurled New York's second straight shut-out, and Benny Kauff hit a pair of home runs with three RBI as the Giants evened the series at two games apiece ... Schupp scattered seven hits (six singles) and added a RBI single ... Kauff, 0-13 in the series up to that point, hit an inside-the-park homer in the fourth inning and deposited his second homer into the front-row seats of the short right-field porch at the Polo Grounds ... Red Faber (3 ER/7.0 IP) took the loss ... Shano Collins and Ray Schalk each had two hits for Chicago.

## GAME 5: WHITE SOX 8, GIANTS 5

Giants	2	0	0	2	0	0	1	0	0	—	5
White Sox	0	0	1	0	0	1	3	3	x	—	8

**WP:** Faber      **LP:** Sallee      **Save:** None  
**Time:** 2:37      **Att:** 27,323      **HR:** None

**Recap:** On the brink of falling behind in the series, the White Sox rallied for three runs in the seventh inning and three more in the eighth to pull out the pivotal Game 5 ... Chicago trailed, 5-2, entering the bottom of the seventh before staging its comeback ... Chick Gandil's two-run double highlighted the three-run seventh, and Heinie Zimmerman's throwing error, one of nine miscues committed by both teams in the game, contributed to the three-run eighth ... 3-4-5 hitters Eddie Collins, Joe Jackson and Happy Felsch each had three hits for the Sox ... Red Faber came on to work the final 2.0 IP in relief for the victory ... Jim Thorpe, voted the greatest athlete of the first half-century, was lifted for a pinch-hitter in the first inning when White Sox manager Clarence "Pants" Rowland took out starter Reb Russell after the first three Giants reached base.

## GAME 6: WHITE SOX 4, GIANTS 2

White Sox	0	0	0	3	0	0	0	0	1	—	4
Giants	0	0	0	0	2	0	0	0	0	—	2

**WP:** Faber      **LP:** Benton      **Save:** None  
**Time:** 2:18      **Att:** 33,969      **HR:** None

**Recap:** Red Faber, making his fourth appearance of the series, threw a complete-game six-hitter as the White Sox won their second world championship in 11 seasons ... Faber yielded a pair of runs in the fifth inning but shut out New York the rest of the way ... Chick Gandil was 2-4 with two RBI for the Sox, who had been shut out in each of the previous two games at the Polo Grounds.

## WORLD SERIES STATISTICS

Player	AVG	G	AB	R	H	2B	3B	HR	RBI	SB	CS	BB	SO
Risberg	.500	2	2	0	1	0	0	0	1	0	—	0	0
Collins, E.	.409	6	22	4	9	1	0	0	2	3	—	2	3
Leibold	.400	2	5	1	2	0	0	0	2	1	—	1	1
Weaver	.333	6	21	3	7	1	0	0	1	0	—	0	2
Jackson	.304	6	23	4	7	0	0	0	2	1	—	1	0
Collins, S.	.286	6	21	2	6	1	0	0	0	0	—	0	0
Felsch	.273	6	22	4	6	1	0	1	3	0	—	1	5
Schalk	.263	6	19	1	5	0	0	0	1	—	—	2	1
Gandil	.261	6	23	1	6	1	0	0	5	1	—	0	2
McMullin	.125	6	24	1	3	1	0	0	2	0	—	1	6
Lynn	.000	1	1	0	0	0	0	0	0	0	—	0	1
Pitchers	.143	6	14	0	2	0	0	0	0	0	—	—	3
<b>TOTALS</b>	<b>.274</b>	<b>6</b>	<b>197</b>	<b>21</b>	<b>54</b>	<b>6</b>	<b>0</b>	<b>1</b>	<b>18</b>	<b>6</b>	<b>—</b>	<b>11</b>	<b>28</b>

Pitcher	W-L	ERA	G-GS	CG	SV	IP	H	R	ER	BB	SO
Russell	0-0	0.00	1-1	0	0	0.0	2	1	1	1	0
Cicotte	1-1	1.96	3-2	2	0	23.0	23	6	5	2	13
Faber	3-1	2.33	4-3	2	0	27.0	21	7	7	3	9
Williams	0-0	9.00	1-0	0	0	1.0	2	1	1	0	3
Danforth	0-0	18.00	1-0	0	0	1.0	3	2	2	0	2
<b>TOTALS</b>	<b>4-2</b>	<b>2.77</b>	<b>6-6</b>	<b>4</b>	<b>0</b>	<b>52.0</b>	<b>51</b>	<b>17</b>	<b>16</b>	<b>6</b>	<b>27</b>

# 1919 WORLD SERIES

## CINCINNATI REDS 5 CHICAGO WHITE SOX 3

**Recap:** Cincinnati defeated the White Sox in what became known as the "Black Sox" scandal ... eight members of the Sox — pitchers Eddie Cicotte and Lefty Williams, outfielders Joe Jackson and Happy Felsch, first baseman Chick Gandil, shortstop Swede Risberg, third baseman Buck Weaver and reserve infielder Fred McMullin — were charged in 1920 with conspiring to fix the outcome of the World Series ... the series was the first of three straight from 1919-21 played under a best-of-nine format due to immense post-World War I interest in the sport ... the Sox led the major leagues during the regular season in average (.287), runs scored (668) and stolen bases (150).

### GAME 1: CINCINNATI 7, WHITE SOX 1

White Sox	0	1	0	0	0	0	0	0	0	0	0	—	1
Reds	1	0	0	5	0	0	2	1	x	—	9		

**WP:** Ruether **LP:** Cicotte **Save:** None  
**Time:** 1:42 **Att:** 30,511 **HR:** None

**Recap:** Dutch Ruether pitched a complete-game, six-hitter and went 3-3 with three RBI at the plate to lead Cincinnati in the series opener ... Sox starter Eddie Cicotte lasted 3.2 IP, allowing six runs on seven hits ... Chick Gandil was 2-4 with a RBI.

### GAME 2: CINCINNATI 4, WHITE SOX 2

White Sox	0	0	0	0	0	0	2	0	0	—	2
Reds	0	0	0	3	0	1	0	0	x	—	4

**WP:** Sallee **LP:** Williams **Save:** None  
**Time:** 1:42 **Att:** 29,690 **HR:** None

**Recap:** The Reds managed just four hits but capitalized on six walks from Lefty Williams to take a 2-0 lead in the series ... Slim Sallee went the distance, yielding two unearned runs, and Larry Kopf's two-run triple in the fourth inning was the deciding hit ... Joe Jackson led the Sox with three hits, and Buck Weaver and Ray Schalk each had two.

### GAME 3: WHITE SOX 3, CINCINNATI 0

Reds	0	0	0	0	0	0	0	0	0	—	0
White Sox	0	2	0	1	0	0	0	0	x	—	3

**WP:** Kerr **LP:** Fisher **Save:** None  
**Time:** 1:30 **Att:** 29,126 **HR:** None

**Recap:** Rookie Dickie Kerr threw a three-hitter, and Chick Gandil drove in a pair of runs as the White Sox shut out Cincinnati in Game 3 ... Joe Jackson collected two hits.

### GAME 4: CINCINNATI 2, WHITE SOX 0

Reds	0	0	0	0	2	0	0	0	0	—	2
White Sox	0	0	0	0	0	0	0	0	0	—	0

**WP:** Ring **LP:** Cicotte **Save:** None  
**Time:** 1:37 **Att:** 34,363 **HR:** None

**Recap:** Jimmy Ring tossed the first of two straight shutouts by Reds pitchers, holding the Sox to three hits in the 2-0 win ... Eddie Cicotte went the distance for Chicago, but his two fielding errors in the fifth inning led to both Cincinnati runs ... the Sox left the bases loaded in the second inning and stranded two more runners in the third.

### GAME 5: CINCINNATI 5, WHITE SOX 0

Reds	0	0	0	0	4	0	0	1	—	5
White Sox	0	0	0	0	0	0	0	0	—	0

**WP:** Eller **LP:** Williams **Save:** None  
**Time:** 1:45 **Att:** 34,379 **HR:** None

**Recap:** Hod Eller fired a three-hit shutout with nine strikeouts to help Cincinnati take a 4-1 lead in the series ... Sox starter

Lefty Williams took a shutout into the sixth inning but gave up four runs ... catcher Ray Schalk was ejected in the sixth for arguing a play at the plate ... Buck Weaver picked up two of the Sox three hits.

### GAME 6: WHITE SOX 5, CINCINNATI 4 (10)

White Sox	0	0	0	1	3	0	0	0	1	—	5
Reds	0	0	2	2	0	0	0	0	0	—	4

**WP:** Kerr **LP:** Ring **Save:** None  
**Time:** 2:06 **Att:** 32,006 **HR:** None

**Recap:** The White Sox spotted the Reds a 4-0 lead but rallied to stay alive in the series with a 10-inning victory ... Chick Gandil's single scored Buck Weaver with the winning run in the 10th ... Weaver, Joe Jackson and Happy Felsch combined to go 7-14 ... Dickie Kerr went the distance for Chicago, allowing 11 hits.

### GAME 7: WHITE SOX 4, CINCINNATI 1

White Sox	1	0	1	0	2	0	0	0	0	—	4
Reds	0	0	0	0	0	1	0	0	0	—	1

**WP:** Cicotte **LP:** Sallee **Save:** None  
**Time:** 1:47 **Att:** 13,923 **HR:** Jackson

**Recap:** Eddie Cicotte scattered seven hits in a complete-game effort, and Shano Collins was 3-5 with two runs scored to help the Sox stay alive with a 4-1 win ... Joe Jackson and Happy Felsch each went 2-4 with two RBI ... Cincinnati suspected Cicotte of doctoring the ball and stopped play numerous times to have the umpire inspect the ball.

### GAME 8: CINCINNATI 10, WHITE SOX 5

Reds	4	1	0	0	1	3	0	1	0	—	10
White Sox	0	0	1	0	0	0	0	4	0	—	5

**WP:** Eller **LP:** Williams **Save:** None  
**Time:** 2:27 **Att:** 32,930 **HR:** None

**Recap:** Cincinnati jumped on Sox starter Lefty Williams for four runs in 0.1 IP and went on to win the deciding game of the series ... the Reds built a 10-1 lead before Chicago scored four times in the eighth ... Joe Jackson was 2-5 with a home run and three RBI.

## WORLD SERIES STATISTICS

Player	AVG	G	AB	R	H	2B	3B	HR	RBI	SB	CS	BB	SO
McMullin	.500	2	2	0	1	0	0	0	0	0	—	0	0
Jackson	.375	8	32	5	12	3	0	1	6	0	—	1	2
Weaver	.324	8	34	4	11	4	1	0	0	0	—	0	2
Schalk	.304	8	23	1	7	0	0	0	2	1	—	4	2
J. Collins	.250	4	16	2	4	1	0	0	0	0	—	0	0
Gandil	.233	8	30	1	7	0	0	1	5	1	—	1	3
E. Collins	.226	8	31	2	7	1	0	0	1	1	—	1	2
Felsch	.192	8	26	2	5	1	0	0	3	0	—	1	4
Risberg	.080	8	25	3	2	0	1	0	0	1	—	5	3
Leibold	.056	5	18	0	1	0	0	0	0	1	—	2	3
Murphy	.000	3	2	0	0	0	0	0	0	0	—	0	1
Pitchers	.027	8	23	0	2	0	0	0	0	0	—	0	8
<b>TOTALS</b>	<b>.284</b>	<b>8</b>	<b>263</b>	<b>20</b>	<b>59</b>	<b>10</b>	<b>3</b>	<b>1</b>	<b>17</b>	<b>5</b>	<b>—</b>	<b>15</b>	<b>30</b>

Pitcher	W-L	ERA	G-GS	CG	SV	IP	H	R	ER	BB	SO
Mayer	0-0	0.00	1-0	0	0	1.0	0	0	0	0	1
Kerr	2-0	1.42	2-2	2	0	19.0	14	4	3	3	6
Wilkinson	0-0	2.45	2-0	0	0	7.1	9	4	2	4	3
Cicotte	1-2	2.91	3-3	2	0	21.2	19	9	7	5	7
James	0-0	5.79	1-0	0	0	4.2	8	4	3	3	2
Williams	0-3	6.61	3-3	1	0	16.1	12	12	12	8	4
Lowdermilk	0-0	9.00	1-0	0	0	1.0	2	1	1	1	0
<b>TOTALS</b>	<b>3-5</b>	<b>3.55</b>	<b>8-8</b>	<b>5</b>	<b>0</b>	<b>71.0</b>	<b>64</b>	<b>35</b>	<b>28</b>	<b>25</b>	<b>22</b>



# 1959 WORLD SERIES

## LOS ANGELES DODGERS 4 CHICAGO WHITE SOX 2

**Recap:** The "Go-Go Sox" of 1959 won 94 games and made the franchise's first appearance in the Fall Classic in 40 years ... the White Sox finished sixth in the American League in average (.250) and were last in home runs (97) but topped the league with 113 stolen bases, 45 more than the next-closest team ... second baseman Nellie Fox was named AL Most Valuable Player after hitting .306 with 84 runs scored, and shortstop Luis Aparicio led the AL with 56 stolen bases ... 39-year-old Early Wynn took home the Cy Young Award after winning 22 games ... Ted Kluszewski set a World Series record (six games) with 10 RBI.

### GAME 1: WHITE SOX 11, DODGERS 0

Dodgers	0	0	0	0	0	0	0	0	0	0	—	0
White Sox	2	0	7	2	0	0	0	0	0	x	—	11

**WP:** Wynn      **LP:** Craig      **Save:** None  
**Time:** 2:35      **Att:** 48,013      **HR:** Kluszewski 2

**Recap:** Ted Kluszewski, a late-August acquisition, went 2-4 with two home runs and five RBI, while Cy Young Award winner Early Wynn threw 7.0 scoreless IP to lead the White Sox to an 11-0 whitewash in the series opener ... the Sox took a 2-0 lead in the first inning and then put the game away with a seven-run third that was highlighted by a three-run homer from Kluszewski, whose five RBI tied a series record ... Jim Landis was 3-4 with three runs scored ... Gerry Staley went the final 2.0 IP to complete the shutout.

### GAME 2: DODGERS 4, WHITE SOX 3

Dodgers	0	0	0	0	1	0	3	0	0	—	4
White Sox	2	0	0	0	0	0	0	1	0	—	3

**WP:** Podres      **LP:** Shaw      **Save:** Sherry  
**Time:** 2:21      **Att:** 47,368      **HR:** Neal 2, Essegian

**Recap:** The Dodgers rallied for a 4-3 win in Game 2 to even the series ... the Sox took a 2-1 lead into the seventh inning, but with two outs pinch-hitter Chuck Essegian hit a solo home run off Bob Shaw ... after Shaw walked Jim Gilliam, Charlie Neal hit a two-run homer to put Los Angeles ahead, 4-2 ... Chicago closed to within a run in the eighth, but Sherm Lollar was thrown out at home attempting to score on Al Smith's double, and Larry Sherry retired the next two batters to preserve the lead ... Luis Aparicio and Lollar each collected two hits.

### GAME 3: DODGERS 3, WHITE SOX 1

White Sox	0	0	0	0	0	0	0	1	0	—	1
Dodgers	0	0	0	0	0	0	2	1	x	—	3

**WP:** Drysdale      **LP:** Donovan      **Save:** Sherry  
**Time:** 2:33      **Att:** 92,394      **HR:** None

**Recap:** The series shifted to the West Coast, where the White Sox dropped Game 3 despite outlasting the Dodgers, 12-5, before a crowd of 92,000-plus at the Los Angeles Coliseum ... Don Drysdale gave up 11 hits and four walks over 7.0 IP but managed to hold Chicago to one run ... Dick Donovan (2 ER/6.2 IP) carried a one-hit shutout into the seventh before yielding a two-run single to pinch-hitter Carl Furillo ... the Sox loaded the bases with no outs in the eighth but scored only one run ... Nellie Fox led the offense with three hits.

### GAME 4: DODGERS 5, WHITE SOX 4

White Sox	0	0	0	0	0	0	4	0	0	—	4
Dodgers	0	0	4	0	0	0	0	1	x	—	5

**WP:** Sherry      **LP:** Staley      **Save:** None  
**Time:** 2:30      **Att:** 92,650      **HR:** Lollar, Hodges

**Recap:** Gil Hodges hit a solo home run off Gerry Staley in the eighth inning to break a 4-4 tie and give the Dodgers a 3-1 lead

in the series ... the Sox scored four runs in the seventh, capped by Sherm Lollar's three-run homer, to tie the game ... Early Wynn lasted 2.2 IP, allowing four runs on eight hits ... Nellie Fox collected three hits for the second straight game.

### GAME 5: WHITE SOX 1, DODGERS 0

White Sox	0	0	0	1	0	0	0	0	0	—	1
Dodgers	0	0	0	0	0	0	0	0	0	—	0

**WP:** Shaw      **LP:** Koufax      **Save:** Donovan  
**Time:** 2:28      **Att:** 92,706      **HR:** None

**Recap:** Bob Shaw (7.1 IP) and Dick Donovan (1.2 IP) combined on a nine-hit shutout as the Sox stayed alive with a 1-0 win ... the game's lone run scored in the fourth inning on Sherm Lollar's double play grounder ... the Dodgers put runners at second and third with two outs in the seventh, but right fielder Jim Rivera, inserted into the game as a defensive replacement, preserved the lead with a running, over-the-shoulder catch of a Charlie Neal drive ... Sandy Koufax took the loss.

### GAME 6: DODGERS 9, WHITE SOX 3

Dodgers	0	0	2	6	0	0	0	0	1	—	9
White Sox	0	0	0	3	0	0	0	0	0	—	3

**WP:** Sherry      **LP:** Wynn      **Save:** None  
**Time:** 2:33      **Att:** 47,653      **HR:** Snider, Moon  
Kluszewski, Essegian

**Recap:** The Dodgers put the game away early with eight runs in the first four innings off Early Wynn and Dick Donovan, while rookie Larry Sherry threw 5.2 scoreless IP of relief to dash the championship hopes of the White Sox ... Ted Kluszewski hit a three-run homer in the fourth to account for the Sox runs.

## WORLD SERIES STATISTICS

Player	AVG	G	AB	R	H	2B	3B	HR	RBI	SB	CS	BB	SO
Kluszewski	.391	6	23	5	9	1	0	3	10	0	—	2	0
Fox	.375	6	24	4	9	3	0	0	0	0	—	4	1
Aparicio	.308	6	26	1	8	1	0	0	0	1	—	2	3
Phillips	.300	3	10	0	3	1	0	0	0	0	—	0	0
Landis	.292	6	24	6	7	0	0	0	1	1	—	1	7
Smith	.250	6	20	1	5	3	0	0	1	0	—	4	4
Goodman	.231	5	13	1	3	0	0	0	1	0	—	0	5
Lollar	.227	6	22	3	5	0	0	1	5	0	—	1	3
Cash	.000	4	4	0	0	0	0	0	0	0	—	0	2
McAnany	.000	3	5	0	0	0	0	0	0	0	—	1	0
Torgeson	.000	3	1	1	0	0	0	0	0	0	—	1	0
Esposito	.000	2	2	0	0	0	0	0	0	0	—	0	1
Rivera	.000	5	11	1	0	0	0	0	0	0	—	3	1
Romano	.000	1	1	0	0	0	0	0	0	0	—	0	0
Pitchers	.231	6	13	0	3	1	0	0	1	0	—	1	6
<b>TOTALS</b>	<b>.261</b>	<b>6</b>	<b>199</b>	<b>23</b>	<b>52</b>	<b>10</b>	<b>0</b>	<b>4</b>	<b>19</b>	<b>2</b>	<b>—</b>	<b>20</b>	<b>33</b>

Pitcher	W-L	ERA	G-GS	CG	SV	IP	H	R	ER	BB	SO
Lowm	0-0	0.00	3-0	0	0	3.1	2	0	0	0	1
Pierce	0-0	0.00	3-0	0	0	4.0	2	0	0	0	2
Staley	0-1	2.16	4-0	0	1	8.1	8	2	2	0	3
Shaw	1-1	2.57	2-2	0	0	14.0	17	4	4	2	2
Donovan	0-1	5.40	3-1	0	1	8.1	4	5	5	3	5
Wynn	1-1	5.54	3-3	0	0	13.0	19	9	8	4	10
Moore	0-0	9.00	1-0	0	0	1.0	1	1	1	0	1
<b>TOTALS</b>	<b>2-4</b>	<b>3.46</b>	<b>6-6</b>	<b>0</b>	<b>2</b>	<b>52.0</b>	<b>53</b>	<b>21</b>	<b>20</b>	<b>12</b>	<b>27</b>

# 1983 ALCS

## BALTIMORE ORIOLES 3 CHICAGO WHITE SOX 1

**Recap:** The White Sox, making their first postseason appearance since the 1959 World Series, were eliminated in four games by eventual World Champion Baltimore ... the Sox went 99-63 during the regular season, including a 59-26 record after the break (46-15 after 7/31) ... Chicago was limited to three runs in the series, setting the ALCS record for a four-game set, including one in the final 31 innings ... Baltimore pitchers posted a 0.49 ERA (2 ER/37.0 IP) and held the Sox to a .211 (28-133) average ... Chicago left 35 runners on base and was just 4-30 (.133) with runners in scoring position ... Carlton Fisk, Greg Luzinski, Ron Kittle, Harold Baines and Tom Paciorek combined to hit just .183 (13-71).

### GAME 1: WHITE SOX 2, ORIOLES 1

White Sox	0	0	1	0	0	1	0	0	0	—	2
Orioles	0	0	0	0	0	0	0	0	1	—	1

**WP:** Hoyt      **LP:** McGregor      **Save:** None  
**Time:** 2:38      **Att:** 51,289      **HR:** None

**Recap:** Cy Young Award winner LaMarr Hoyt threw a complete-game, five-hitter as the White Sox took the opener of the ALCS ... Hoyt, who was 24-10 in the regular season, carried a shutout into the ninth inning before running into his only real trouble of the day ... with two outs, Dan Ford doubled and Cal Ripken followed with an RBI single ... Hoyt then induced the next batter, Eddie Murray, to ground into a game-ending force out ... he did not issue a walk and struck out four ... Rudy Law was 3-5 with a double and run scored, and Tom Paciorek went 2-4 with a RBI and run scored ... the game included a 42-minute rain delay in the bottom of the fourth.

### GAME 2: ORIOLES 4, WHITE SOX 0

White Sox	0	0	0	0	0	0	0	0	0	—	0
Orioles	0	1	0	1	0	2	0	0	x	—	4

**WP:** Boddicker      **LP:** Bannister      **Save:** None  
**Time:** 2:51      **Att:** 52,347      **HR:** Roenicke

**Recap:** Rookie Mike Boddicker registered a five-hit shutout, tying an ALCS record with 14 strikeouts, as Baltimore evened the series with a 4-0 victory ... Boddicker tied the ALCS record shared by Detroit's Joe Coleman (1972 vs. Oakland) and Pittsburgh's John Candelaria (1975 vs. Cincinnati) ... Gary Roenicke went 2-2 with a double, home run, two RBI and three runs scored for the Orioles ... Floyd Bannister, who went 13-1 with a 2.23 ERA in the second half, took the loss after giving up four runs (three earned) on five hits over 6.0 IP ... Rudy Law collected two of Chicago's five hits.

### GAME 3: ORIOLES 11, WHITE SOX 1

Orioles	3	1	0	0	2	0	0	1	4	—	11
White Sox	0	1	0	0	0	0	0	0	0	—	1

**WP:** Flanagan      **LP:** Dotson      **Save:** Stewart  
**Time:** 2:58      **Att:** 46,645      **HR:** Murray

**Recap:** In the first playoff game hosted by the city of Chicago since the 1959 World Series, Baltimore exploded for 11 runs to reverse the trend of pitching duels ... Eddie Murray, hitless in his previous 29 plate appearances dating to the 1979 World Series, hit a three-run homer off Rich Dotson in the first inning ... Murray finished with four runs scored, Cal Ripken was 2-4 with three runs scored, and John Lowenstein drove in two ... Dotson, a 22-game winner in the regular season, allowed six runs in 5.0 IP ... the Orioles collected just eight hits but four Sox pitchers combined to issue nine walks ... Baltimore starter Mike Flanagan gave up one run on five hits over 5.0 IP before leaving with stiffness in his knee, but Sammy Stewart held the Sox scoreless on one hit over the final 4.0 IP for the save ... Rudy Law (2-4) posted

his third straight multihit game, and Vance Law drove in the Sox lone run with a second-inning single.

### GAME 4: ORIOLES 3, WHITE SOX 0 (10)

Orioles	0	0	0	0	0	0	0	0	3	—	3
White Sox	0	0	0	0	0	0	0	0	0	—	0

**WP:** T. Martinez      **LP:** Burns      **Save:** None  
**Time:** 3:41      **Att:** 45,447      **HR:** Landrum

**Recap:** The White Sox and Orioles hooked up in one of the more memorable pitching duels in postseason history, with Tito Landrum breaking a scoreless tie in the 10th inning with a solo homer off Britt Burns to clinch the series for Baltimore ... Burns matched scoreless frames with Baltimore pitchers Storm Davis and Tippy Martinez through nine innings before Landrum hit Burns' 150th pitch of the afternoon through a stiff wind into the left field stands ... Salome Barojas replaced Burns and gave up two more runs to account for the final margin ... Davis threw 6.0 scoreless IP for the Orioles, and Martinez went the final 4.0 IP to earn the win ... the White Sox left 10 men on base, stranding at least one runner in each inning but the first ... Chicago squandered a prime scoring chance in the seventh ... with runners on first and second and one out, Julio Cruz hit a single to left field with lead runner Vance Law being stopped at third base ... Jerry Dybziński, the runner on first, overran second base and was caught in a rundown ... during the rundown, Law broke for home but was tagged out in a collision at the plate ... Rudy Law, the Sox leading hitter in the series (.389), then struck out to end the threat ... Cruz finished 3-3, and Harold Baines was 2-4.

## ALCS STATISTICS

Player	AVG	G	AB	R	H	2B	3B	HR	RBI	SB	CS	BB	SO
R. Law	.389	4	18	1	7	1	0	0	0	2	0	0	1
J. Cruz	.333	4	12	0	4	1	0	0	0	2	0	3	4
Walker	.333	2	3	0	1	0	0	0	0	0	0	1	2
Kittle	.286	3	7	1	2	1	0	0	0	0	0	1	2
Paciorek	.250	4	16	1	4	0	0	0	1	0	1	1	2
Dybziński	.250	2	4	0	1	0	0	0	0	0	0	0	0
V. Law	.182	4	11	0	2	0	0	0	1	0	0	1	3
Fisk	.176	4	17	0	3	1	0	0	0	0	0	1	3
Luzinski	.133	4	15	0	2	1	0	0	0	0	0	1	5
Baines	.125	4	16	0	2	0	0	0	0	0	0	1	3
Rodriguez	.000	2	0	0	0	0	0	0	0	0	0	0	0
Hairston	.000	2	3	0	0	0	0	0	0	0	0	1	1
Squires	.000	4	4	0	0	0	0	0	0	0	0	0	0
Fletcher	.000	3	7	0	0	0	0	0	0	0	0	1	0
<b>TOTALS</b>	<b>.211</b>	<b>4</b>	<b>133</b>	<b>3</b>	<b>28</b>	<b>4</b>	<b>0</b>	<b>0</b>	<b>2</b>	<b>4</b>	<b>1</b>	<b>12</b>	<b>26</b>

Pitcher	W-L	ERA	G-GS	CG	SV	IP	H	R	ER	BB	SO
Lamp	0-0	0.00	3-0	0	0	2.0	0	1	0	2	1
Agosto	0-0	0.00	1-0	0	0	0.1	0	0	0	0	0
Burns	0-1	0.96	1-1	0	0	9.1	6	1	1	5	8
Hoyt	1-0	1.00	1-1	1	0	9.0	5	1	1	1	0
Tidrow	0-0	3.00	1-0	0	0	3.0	1	1	1	3	3
Bannister	0-1	4.50	1-0	0	0	6.0	5	4	3	1	5
Dotson	0-1	10.80	1-1	0	0	5.0	6	6	6	3	3
Barojas	0-0	18.00	2-1	0	0	1.0	2	2	2	0	0
Koosman	0-0	54.00	1-0	0	0	0.1	3	3	2	2	0
<b>TOTALS</b>	<b>1-3</b>	<b>4.00</b>	<b>4-4</b>	<b>1</b>	<b>0</b>	<b>36.0</b>	<b>28</b>	<b>19</b>	<b>16</b>	<b>16</b>	<b>24</b>

# 1993 ALCS

## TORONTO BLUE JAYS 4 CHICAGO WHITE SOX 2

**Recap:** The White Sox were ousted from the ALCS in six games by the defending World Champion Toronto Blue Jays ... the Sox won two of the three games at SkyDome but lost all three at home ... Tim Raines tied an ALCS record (six games) with 12 hits, and Frank Thomas, the regular season Most Valuable Player, batted .353 with 10 walks ... Jack McDowell, the AL Cy Young Award winner, was 0-2 with a 10.00 ERA in two starts.

### GAME 1: BLUE JAYS 7, WHITE SOX 3

Blue Jays	0	0	0	2	3	0	2	0	0	—	7
White Sox	0	0	0	3	0	0	0	0	0	—	3

**WP:** Guzman      **LP:** McDowell      **Save:** None  
**Time:** 3:38      **Att:** 46,246      **HR:** Molitor

**Recap:** John Olerud, Paul Molitor and Ed Sprague combined to go 11-14 with seven RBI and five runs scored as the Blue Jays spoiled the White Sox first home playoff game since 1983 ... the Sox led, 3-2, in the fifth but John Olerud's two-run double off Jack McDowell proved to be the game-winner ... McDowell, who won 22 games in the regular season, allowed seven runs on 13 hits over 6.2 IP ... Ozzie Guillen was 2-4 with two RBI, and Frank Thomas walked four times ... Toronto starter Juan Guzman issued eight walks and uncorked three wild pitches in 6.0 IP but worked out of several jams ... Chicago left 13 runners on base, tying an ALCS record (six games).

### GAME 2: BLUE JAYS 3, WHITE SOX 1

Blue Jays	1	0	0	2	0	0	0	0	0	—	3
White Sox	1	0	0	0	0	0	0	0	0	—	1

**WP:** Stewart      **LP:** Fernandez      **Save:** Ward  
**Time:** 3:00      **Att:** 46,101      **HR:** None

**Recap:** Dave Stewart (1 ER/6.0 IP) outdueled Alex Fernandez as the Blue Jays took a 2-0 lead in the series with a 3-1 win ... after leaving 13 men on base in Game 1, the Sox stranded 10 in Game 2 ... the Sox failed to capitalize on a bases-loaded, no-out threat in the sixth ... Fernandez took the loss despite allowing three runs (one earned) on eight hits over 8.0 IP ... Frank Thomas had two hits.

### GAME 3: WHITE SOX 6, BLUE JAYS 1

White Sox	0	0	5	1	0	0	0	0	0	—	6
Blue Jays	0	0	1	0	0	0	0	0	0	—	1

**WP:** Alvarez      **LP:** Hentgen      **Save:** None  
**Time:** 2:56      **Att:** 51,783      **HR:** None

**Recap:** Wilson Alvarez threw a complete-game, seven-hitter as the Sox took Game 3 at SkyDome for their first postseason win since Game 1 of the 1983 ALCS ... Alvarez, who won his final seven regular-season decisions, held the Blue Jays scoreless over the final 6.0 IP ... Chicago's five-run third inning featured five hits and two walks with two outs ... Tim Raines was 4-5 with two doubles, and Ellis Burks and Lance Johnson each went 2-5 with two RBI ... Toronto's Pat Hentgen, a 19-game winner during the regular season, lasted just 3.0 IP.

### GAME 4: WHITE SOX 7, BLUE JAYS 4

White Sox	0	2	0	0	0	3	1	0	1	—	7
Blue Jays	0	0	3	0	0	1	0	0	0	—	4

**WP:** Belcher      **LP:** Stottlemyre      **Save:** Hernandez  
**Time:** 3:30      **Att:** 51,889      **HR:** Thomas, Johnson

**Recap:** Lance Johnson went 2-4 with a triple, home run and four RBI, and four relievers held Toronto to one run over 6.2 IP as the Sox evened the ALCS at 2-2 ... Johnson, homerless in 540 at-bats in the regular season, hit a two-run shot in the second inning and a game-winning, two-run triple off Todd

Stottlemyre in the sixth ... starter Jason Bere lasted just 2.1 IP, but Tim Belcher picked up the win with 3.2 IP in relief ... Kirk McCaskill (1.1 IP) and Scott Radinsky (0.2 IP) followed with scoreless outings, and Roberto Hernandez worked the ninth for the save ... Frank Thomas hit a solo homer, and Tim Raines collected three hits.

### GAME 5: BLUE JAYS 5, WHITE SOX 3

White Sox	0	0	0	0	1	0	0	0	2	—	3
Blue Jays	1	1	1	1	0	0	1	0	x	—	5

**WP:** Guzman      **LP:** McDowell      **Save:** None  
**Time:** 3:09      **Att:** 51,375      **HR:** Burks, Ventura

**Recap:** Juan Guzman beat Jack McDowell for the second time in the series as Toronto held off Sox rally to take a 3-2 lead in the series ... Guzman, who walked eight in the opener, limited the Sox to one run on three hits and one walk over 7.0 IP ... he retired the first 13 batters before Ellis Burks hit a solo home run in the fourth inning ... McDowell lasted just 2.1 IP giving up three runs on five hits and three walks ... the Sox trailed, 5-1, entering the ninth, but Robin Ventura hit a two-run homer off Duane Ward ... Ward hit Burks to bring the tying run to the plate but struck out Bo Jackson to end the game ... the Blue Jays outthrew the Sox, 14-5, and stole five bases, three by Roberto Alomar.

### GAME 6: BLUE JAYS 6, WHITE SOX 3

Blue Jays	0	2	0	1	0	0	0	0	3	—	6
White Sox	0	0	2	0	0	0	0	0	1	—	3

**WP:** Stewart      **LP:** Fernandez      **Save:** Ward  
**Time:** 3:31      **Att:** 45,527      **HR:** White, Newson

**Recap:** Dave Stewart gave up two runs on four hits over 7.1 IP, helping the Blue Jays advance to their second consecutive World Series ... the Sox committed three errors that led to three unearned runs ... Toronto scored three runs in the ninth to break open a 3-2 game ... Alex Fernandez fell to 0-2 in the series despite allowing two earned runs over 7.0 IP ... Warren Newson hit a solo homer in the ninth.

## ALCS STATISTICS

Player	AVG	G	AB	R	H	2B	3B	HR	RBI	SB	CS	BB	SO
Grebeck	1.000	1	1	0	1	0	0	0	0	0	0	0	0
Raines	.444	6	27	5	12	2	0	0	1	1	1	2	2
Thomas	.353	6	17	2	6	0	0	1	3	0	0	10	5
LaValliere	.333	2	3	0	1	0	0	0	0	0	0	1	0
Burks	.304	6	23	4	7	1	0	1	3	0	1	3	5
Guillen	.273	6	22	4	6	1	0	0	2	1	0	0	2
Johnson	.217	6	23	2	5	1	1	1	6	1	0	2	1
Ventura	.200	6	20	2	4	0	0	1	5	0	0	6	6
Newson	.200	2	5	1	1	0	0	1	1	0	0	0	1
Cora	.136	6	22	1	3	0	0	0	1	0	0	3	6
Pasqua	.000	2	6	1	0	0	0	0	0	0	0	1	2
Jackson	.000	3	10	1	0	0	0	0	0	0	0	3	6
Karkovice	.000	6	15	0	0	0	0	0	0	0	0	1	7
<b>TOTALS</b>	<b>.237</b>	<b>6</b>	<b>194</b>	<b>23</b>	<b>46</b>	<b>5</b>	<b>1</b>	<b>5</b>	<b>22</b>	<b>3</b>	<b>2</b>	<b>32</b>	<b>43</b>

Pitcher	W-L	ERA	G-GS	CG	SV	IP	H	R	ER	BB	SO
Hernandez	0-0	0.00	4-0	0	1	4.0	4	0	0	0	1
McCaskill	0-0	0.00	3-0	0	0	3.2	3	0	0	0	1
Alvarez	1-0	1.00	1-1	1	0	9.0	7	1	1	2	6
Fernandez	0-2	1.80	2-2	0	0	15.0	15	6	3	6	10
DeLeon	0-0	1.93	2-0	0	0	4.2	7	1	1	1	6
Belcher	1-0	2.45	1-0	0	0	3.2	3	1	1	1	3
McDowell	0-2	10.00	2-2	0	0	9.0	18	10	10	5	5
Radinsky	0-0	10.80	4-0	0	0	1.2	3	4	2	1	1
Bere	0-0	11.57	1-1	0	0	2.1	5	3	3	2	3
<b>TOTALS</b>	<b>2-4</b>	<b>3.57</b>	<b>6-6</b>	<b>1</b>	<b>1</b>	<b>53.0</b>	<b>65</b>	<b>26</b>	<b>21</b>	<b>21</b>	<b>36</b>

FRONT OFFICE  
FIELD STAFF  
PLAYERS  
OPPONENTS  
2015 REVIEW  
HISTORY  
RECORDS  
MINOR LEAGUES  
MEDIAMISC.

# 2000 ALDS

## SEATTLE MARINERS 3 CHICAGO WHITE SOX 0

**Recap:** The White Sox, making their first postseason appearance in seven years, were swept in three games by the Seattle Mariners in the American League Division Series ... the Sox went 95-67 during the regular season, including a major-league best 49-32 road record, and captured their first AL Central Division crown by 5.0 games over Cleveland ... Frank Thomas finished second in the AL Most Valuable Player voting after hitting .328 with 43 home runs and 143 RBI, and Jerry Manuel was named AL Manager of the Year ... the Sox led the major leagues with a franchise-record 978 runs scored (6.0 per game) and ranked fourth with a .286 average during the regular season but were limited to seven runs and a .185 (17-92) average in the three-game sweep ... Thomas, Magglio Ordonez, Paul Konerko and Carlos Lee — the Sox 3-6 hitters who combined for 122 home runs and 458 RBI during the regular season — combined to go 3-40 (.075) with two RBI ... the Sox held the lead at some point in all three games, and two of the three contests were decided in the final at-bat.

## GAME 1: MARINERS 7, WHITE SOX 4 (10)

Mariners	2	1	0	0	0	1	0	0	3	—	7
White Sox	0	2	0	0	0	0	0	0	0	—	4

**WP:** Mesa      **LP:** Foulke      **Save:** Sasaki  
**Time:** 4:12      **Att:** 45,290      **HR:** Oliver, Durham, Martinez, Olerud

**Recap:** Edgar Martinez and John Olerud hit back-to-back home runs off Keith Foulke in the 10th inning to lift Seattle to a 7-4 victory over the White Sox in Game 1 of the ALDS ... former White Sox Mike Cameron led off the 10th with a single, and two batters later Martinez hit a two-run shot off Foulke ... Olerud followed with a solo shot ... Carlos Lee led off the Sox 10th inning with a double, but Mariners closer Kazuhiro Sasaki retired the next three Sox in order to preserve the win ... the Sox spotted the Mariners an early 3-0 lead but rallied to take a 4-3 lead into the seventh inning before Cameron tied the game with a two-out single off Chad Bradford ... the Sox stranded 10 runners, including two in the ninth ... starter Jim Parque gave up three runs in the first two innings but settled down to hold Seattle scoreless over his next 4.0 IP ... Charles Johnson went 3-4, and Ray Durham hit a solo home run ... five Mariners relievers combined to hold the Sox scoreless over the final 6.2 IP.

## GAME 2: MARINERS 5, WHITE SOX 2

Mariners	0	2	0	1	1	0	0	0	1	—	5
White Sox	1	0	1	0	0	0	0	0	0	—	2

**WP:** Abbott      **LP:** Sirotka      **Save:** Sasaki  
**Time:** 3:16      **Att:** 45,383      **HR:** Buhner

**Recap:** The White Sox dug themselves an 0-2 hole in the ALDS, collecting just five hits in a 5-2 loss to Seattle ... the Sox stranded eight baserunners, all in the first seven innings ... Ray Durham and Jose Valentin hit back-to-back doubles to lead off the bottom of the first inning, but the Sox managed just one run ... trailing, 4-2, in the seventh, they drew consecutive one-out walks, but were left stranded when Frank Thomas and Magglio Ordonez were retired ... Valentin went 2-3 with a double, walk, RBI, run scored and two stolen bases, while Herbert Perry was 2-4 with a double ... starter Mike Sirotka took the loss, allowing four runs over 5.2 IP ... Kazuhiro Sasaki struck out the side in order in the ninth for his second save of the series ... the Sox lost their ninth straight home postseason game, with their last win coming in Game 1 of the 1959 World Series vs. Los Angeles.

## GAME 3: MARINERS 2, WHITE SOX 1

White Sox	0	1	0	0	0	0	0	0	0	—	1
Mariners	0	0	0	1	0	0	0	0	1	—	2


**WP:** Paniagua      **LP:** Wunsch      **Save:** None  
**Time:** 2:40      **Att:** 48,010      **HR:** None

**Recap:** Pinch-hitter Carlos Guillen's infield single off Keith Foulke in the bottom of the ninth inning scored Rickey Henderson with the winning run as the Mariners completed the three-game sweep of the White Sox with a 2-1 victory ... the teams had combined for just two runs and seven hits when Seattle's John Olerud led off the ninth with a single off Kelly Wunsch and advanced to second on Wunsch's throwing error ... Stan Javier then bunted pinch-runner Rickey Henderson to third base and following a walk to David Bell, Guillen delivered his game-winner ... the Sox managed just three hits and grounded into double plays in the first, fourth and eighth innings ... Sox starter James Baldwin allowed just one run on three hits over 6.0 IP, and Bob Howry followed with 2.0 scoreless IP ... Seattle's Aaron Sele gave up one run on three hits over 7.1 IP ... 41-year-old Harold Baines doubled and scored the Sox only run in the second inning.

## ALCS STATISTICS

Player	AVG	G	AB	R	H	2B	3B	HR	RBI	SB	CS	BB	SO
Perry	.444	3	9	0	4	1	0	0	1	0	0	2	2
Johnson	.333	3	9	0	3	0	0	0	0	0	0	1	1
Valentin	.300	3	10	2	3	2	0	0	1	3	0	2	2
Baines	.250	2	4	1	1	1	0	0	0	0	0	0	1
Durham	.200	3	10	2	2	1	0	1	1	0	0	3	3
Ordonez	.182	3	11	0	2	0	1	0	1	1	0	2	2
Singleton	.111	3	9	1	1	0	1	0	1	0	0	0	2
Lee	.091	3	11	0	1	1	0	0	1	0	0	0	2
Abbott	.000	1	1	0	0	0	0	0	0	0	0	0	0
Konerko	.000	3	9	1	0	0	0	0	0	0	0	1	1
Thomas	.000	3	9	0	0	0	0	0	0	0	0	4	0
Christensen	.000	1	0	0	0	0	0	0	0	0	0	0	0
Graffanino	.000	1	0	0	0	0	0	0	0	0	0	0	0
Paul	.000	1	0	0	0	0	0	0	0	0	0	0	0
<b>TOTALS</b>	<b>.185</b>	<b>3</b>	<b>92</b>	<b>7</b>	<b>17</b>	<b>6</b>	<b>2</b>	<b>1</b>	<b>6</b>	<b>4</b>	<b>0</b>	<b>15</b>	<b>16</b>

Pitcher	W-L	ERA	G-GS	CG	SV	IP	H	R	ER	BB	SO	
Barcelo	0-0	0.00	1-0	0	0	1.2	0	0	0	0	1	0
Bradford	0-0	0.00	1-0	0	0	0.2	2	0	0	0	0	0
Buehrle	0-0	0.00	1-0	0	0	0.1	2	0	0	0	1	0
Wunsch	0-1	0.00	3-0	0	0	0.2	2	1	0	0	0	0
Baldwin	0-0	1.50	1-1	0	0	6.0	3	1	1	3	2	0
Howry	0-0	3.38	2-0	0	0	2.2	2	1	1	1	2	4
Parque	0-0	4.50	1-1	0	0	6.0	6	3	3	1	2	2
Sirotka	0-1	4.76	1-1	0	0	5.2	7	4	3	2	0	0
Simas	0-0	6.75	2-0	0	0	1.1	0	1	1	1	1	2
Foulke	0-1	11.57	2-0	0	0	2.1	4	3	3	2	2	2
<b>TOTALS</b>	<b>0-3</b>	<b>3.95</b>	<b>3-3</b>	<b>0</b>	<b>0</b>	<b>27.1</b>	<b>28</b>	<b>14</b>	<b>12</b>	<b>12</b>	<b>13</b>	



Frank Thomas finished second in the 2000 American League Most Valuable Player voting.

# 2005 ALDS

## GAME 1: WHITE SOX 14, RED SOX 2

**Notes:** The White Sox began their eighth postseason appearance with a 14-2 victory, ending a nine-game playoff losing streak at home ... A.J. Pierzynski hit two of Chicago's five home runs, becoming the fifth catcher in major-league history to accomplish the feat in the postseason ... Jose Contreras yielded two runs in 7.2 IP ... Scott Podsednik, who was held homerless during the regular season, was 2-3 with a home run and three RBI ... the Sox five homers tied a postseason record (fifth time).

RED SOX	ab	r	h	bi	w	k	avg	WHITE SOX	ab	r	h	bi	w	k	avg
Damon, cf	4	0	0	0	0	2	.000	Podsednik, lf	3	2	2	3	1	0	.667
Corra, ss	0	0	0	0	0	0	-	Iguchi, 2b	3	0	0	0	0	1	.000
Renteria, ss	4	0	1	0	0	0	.250	Harris, ph-2b	1	0	1	1	0	0	1.000
Hyzdu, cf	0	0	0	0	0	0	-	Dye, rf	3	0	0	0	0	0	.000
Ortiz, dh	4	0	2	0	0	1	.500	Perez, ph-1f	1	0	0	0	0	0	.000
M.Ramirez, lf	4	0	0	0	0	0	.000	Konerko, 1b	4	2	1	2	0	0	.250
Nixon, rf	4	1	2	0	0	0	.500	Blum, ph-1b	1	0	0	0	0	0	.000
Varitek, c	4	1	1	0	0	1	.250	Everett, dh	4	1	1	0	0	0	.250
Millar, 1b	3	0	1	1	0	1	.333	Rowand, cf	3	2	1	1	1	0	.333
Olerud, ph	1	0	1	0	0	1	1.000	Pierzynski, c	3	4	3	4	0	0	1.000
Mueller, 3b	4	0	0	0	0	1	.000	Crede, 3b	3	1	0	0	1	0	.000
Graffanino, 2b	4	0	1	0	0	0	.250	Urbie, ss	4	2	2	3	0	1	.500
<b>TOTALS</b>	<b>36</b>	<b>2</b>	<b>9</b>	<b>1</b>	<b>0</b>	<b>6</b>		<b>TOTALS</b>	<b>33</b>	<b>14</b>	<b>11</b>	<b>14</b>	<b>3</b>	<b>2</b>	

	R	H	E	LOB
Boston	0	0	2	0
Chicago	5	0	1	2

E—Crede (1). LOB—Boston 7, Chicago 2. Scoring Position—Boston, 2 for 12; Chicago, 6 for 11. 2B—Renteria (1), Ortiz (1), Millar (1), Olerud (1), Graffanino (1), Pierzynski (1). HR—Podsednik (1), Konerko (1), Pierzynski 2 (2), Urbie (1). S—Iguchi. SB—Podsednik (1). CS—Podsednik (1).

Boston	IP	H	R	ER	BB	K	#Pit	ERA
Clement (L, 0-1)	3.1	7	8	8	0	0	64	21.60
Bradford	1.1	0	0	0	0	1	17	0.00
Gonzalez	2.1	2	4	4	1	0	41	15.43
Arroyo	1.0	2	2	2	2	1	27	18.00

Chicago	IP	H	R	ER	BB	K	#Pit	ERA
Contreras (W, 1-0)	7.2	8	2	2	0	6	100	2.35
Cotts	0.1	0	0	0	0	4	0	0.00
Politte	1.0	1	0	0	0	9	0	0.00

HPB—Podsednik by Clement; Dye by Clement; Pierzynski by J.Gonzalez. WP—Contreras. T—2:56. A—40,717. Umpires—HP, John Hirschbeck. 1B, Bill Miller. 2B, Mark Wegner. 3B, Mark Carlson. LF, Mike Everitt. RF, Dan Iassogna.

## GAME 2: WHITE SOX 5, RED SOX 4

**Notes:** The White Sox rallied from a 4-0 deficit to post a 5-4 victory ... Tadahito Iguchi's three-run homer in the fifth inning capped a five-run rally as the Sox became just the seventh team in ALDS history to overcome a deficit of four runs or more in a victory ... Iguchi joined Hideki Matsui as the only Japanese players to homer in a postseason game ... rookie Bobby Jenks became only the second pitcher since 1975 to record a save of six or more outs in his postseason debut.

RED SOX	ab	r	h	bi	w	k	avg	WHITE SOX	ab	r	h	bi	w	k	avg
Damon, cf	5	2	2	0	0	0	.222	Podsednik, lf	4	0	0	0	0	0	.286
Renteria, ss	5	1	2	0	0	0	.333	Iguchi, 2b	4	1	2	3	0	0	.286
Ortiz, dh	4	1	1	0	0	1	.375	Dye, rf	4	0	1	0	0	1	.143
M.Ramirez, lf	3	0	1	2	1	0	.143	Konerko, 1b	4	0	1	0	0	0	.250
Varitek, c	4	0	2	1	0	0	.375	Everett, dh	4	1	2	0	0	0	.375
Nixon, rf	3	0	0	1	0	0	.286	Rowand, cf	3	1	1	1	0	0	.333
Mueller, 3b	4	0	0	0	0	1	.000	Pierzynski, c	3	0	0	0	0	0	.500
Olerud, 1b	4	0	0	0	0	0	.200	Crede, 3b	3	1	1	1	0	1	.167
Graffanino, 2b	4	0	1	0	0	0	.250	Urbie, ss	3	1	1	0	0	0	.429
<b>TOTALS</b>	<b>36</b>	<b>4</b>	<b>9</b>	<b>4</b>	<b>2</b>	<b>2</b>		<b>TOTALS</b>	<b>32</b>	<b>5</b>	<b>9</b>	<b>5</b>	<b>0</b>	<b>2</b>	

	R	H	E	LOB
Boston	2	0	2	0
Chicago	0	0	0	5

E—Graffanino (1). DP—Boston 2 (Renteria to Olerud; Renteria to Graffanino to Olerud). LOB—Boston 7, Chicago 3. Scoring Position—Boston, 2 for 7; Chicago, 2 for 4. 2B—Renteria (2), D.Ortiz (2), Graffanino (2), Rowand (1). HR—Iguchi (1). Runners Moved Up—Pierzynski. GDP—C.Everett, Rowand.

Boston	IP	H	R	ER	BB	K	#Pit	ERA
Wells (L, 0-1)	6.2	7	5	2	0	2	93	2.70
Papelbon	1.1	2	0	0	0	0	12	0.00

Chicago	IP	H	R	ER	BB	K	#Pit	ERA
Buehrle (W, 1-0)	7.0	8	4	4	1	2	95	5.14
Jenks (S, 1)	2.0	1	0	0	0	1	31	0.00

T—2:29. A—40,799. Umpires—HP, Bill Miller. 1B, Mark Wegner. 2B, Dale Scott. 3B, Mike Everitt. LF, Dan Iassogna. RF, John Hirschbeck.

## GAME 3: WHITE SOX 5, RED SOX 3

**Notes:** Chicago completed the ALDS sweep with a 5-3 win at Fenway Park ... Paul Konerko broke a 2-2 tie with a two-run homer off Tim Wakefield in the sixth inning ... Manny Ramirez led off Boston's sixth with a solo homer, his second of the game, and the Red Sox then loaded the bases with no outs off Damaso Marte ... however, Orlando "El Duque" Hernandez (3.0 scoreless IP) worked out of the inherited jam by retiring Jason Varitek and Tony Graffanino on popups before striking out Johnny Damon to end the threat ... the Sox added an insurance run in the ninth inning on a suicide squeeze bunt by Juan Urbie, and rookie Bobby Jenks pitched a 1-2-3 ninth for his second save of the series.

WHITE SOX	ab	r	h	bi	w	k	avg	RED SOX	ab	r	h	bi	w	k	avg
Podsednik, lf	4	1	1	1	0	1	.273	Damon, cf	4	0	1	0	1	2	.231
Iguchi, 2b	5	0	1	1	0	2	.250	Renteria, ss	4	0	0	0	1	1	.231
Dye, rf	3	1	1	0	1	200	.000	Ortiz, dh	4	1	1	1	0	1	.333
Konerko, 1b	4	1	2	0	0	1	.250	M.Ramirez, lf	3	2	2	2	1	0	.300
Everett, dh	3	0	0	0	0	0	.273	Nixon, rf	4	0	1	0	0	1	.273
Rowand, cf	4	0	2	0	0	1	.400	Mueller, 3b	3	0	0	0	1	0	.000
Pierzynski, c	3	1	1	0	1	0	.444	Olerud, 1b	2	0	1	0	2	0	.286
Crede, 3b	3	0	0	0	0	0	.111	Millar, 1b	0	0	0	0	0	0	.333
Urbie, ss	3	1	1	0	0	1	.400	Mirabelli, c	2	0	0	0	0	0	.000
								Varitek, ph-c	2	0	0	0	1	0	.300
								Graffanino, 2b	4	0	1	0	0	0	.250
<b>TOTALS</b>	<b>32</b>	<b>5</b>	<b>8</b>	<b>5</b>	<b>2</b>	<b>7</b>		<b>TOTALS</b>	<b>32</b>	<b>3</b>	<b>7</b>	<b>3</b>	<b>6</b>	<b>6</b>	

	R	H	E	LOB
Chicago	0	0	2	0
Boston	0	0	0	1

E—Timlin (1). DP—Chicago 2 (Crede; Garcia to Urbie to Konerko), Boston 1 (Mueller to Graffanino to Olerud). LOB—Chicago 6, Boston 8. Scoring Position—Chicago, 2 for 5; Boston, 0 for 5. 2B—Podsednik (1), Rowand (2), Pierzynski (2), Urbie (1), Damon (1), HR—Konerko (2), D.Ortiz (1), M.Ramirez 2 (2). S—Crede, Urbie. GDP—Rowand, Damon. SB—Rowand (1), Pierzynski (1). CS—Podsednik (2).

Chicago	IP	H	R	ER	BB	K	#Pit	ERA
Garcia (W, 1-0)	5.0	5	3	3	4	1	98	5.40
Marte	0.0	1	0	0	2	0	16	—
Hernandez (H, 1)	3.0	1	0	0	0	4	49	0.00
Jenks (S, 2)	1.0	0	0	0	0	1	10	0.00

Boston	IP	H	R	ER	BB	K	#Pit	ERA
Wakefield (L, 0-1)	5.1	6	4	4	1	4	71	6.75
Bradford	0.0	1	0	0	0	0	1	0.00
Myers	0.0	0	0	0	1	0	8	—
Papelbon	2.2	0	0	0	0	2	42	0.00
Timlin	1.0	1	1	1	0	1	13	9.00

Garcia pitched to 1 batter in the 6th; Marte pitched to 3 batters in the 6th; Bradford pitched to 1 batter in the 6th; Myers pitched to 1 batter in the 6th.

HPB—Podsednik by Wakefield; C.Everett by Wakefield. T—3:28. A—35,496. Umpires—HP, Mark Wegner. 1B, Dale Scott. 2B, Mike Everitt. 3B, Dan Iassogna. LF, John Hirschbeck. RF, Bill Miller.



# 2005 ALDS

## 2005 ALDS STATISTICS

BATTER	AVG	G	AB	R	H	TB	2B	3B	HR	RBI	SH	SF	HP	BB	IBB	SO	SB	CS	GI		PINCH HIT						
																			DP	E	SLG	OBP	AB	H	HR	RBI	
Blum, G.	.000	1	1	0	0	0	0	0	0	0	0	0	0	0	0	0	0	0	0	0	0	.000	.000	1	0	0	0
RIGHT	.000	0	0	0	0	0	0	0	0	0	0	0	0	0	0	0	0	0	0	0	0	.000	.000	0	0	0	0
LEFT	.000	1	0	0	0	0	0	0	0	0	0	0	0	0	0	0	0	0	0	0	0	.000	.000	1	0	0	0
Crede, J.	.111	3	9	2	1	1	0	0	0	1	1	0	0	1	0	1	0	0	0	1	1	.111	.200	0	0	0	0
Dye, J.	.200	3	10	1	2	2	0	0	0	0	0	0	1	1	0	2	0	0	0	0	0	.200	.333	0	0	0	0
Everett, C.	.273	3	11	2	3	3	0	0	0	0	0	0	1	0	0	0	0	0	0	1	0	.273	.333	0	0	0	0
RIGHT	.667	3	2	2	2	0	0	0	0	0	0	0	0	0	0	0	0	0	0	1	1	.667	.667	0	0	0	0
LEFT	.125	8	1	1	1	0	0	0	0	0	0	0	1	0	0	0	0	0	0	0	0	.125	.222	0	0	0	0
Harris, W.	1.000	1	1	0	1	1	0	0	1	0	0	0	0	0	0	0	0	0	0	0	0	1.000	1.000	1	1	0	1
Iguchi, T.	.250	3	12	1	3	6	0	0	1	4	1	0	0	0	0	3	0	0	0	0	0	.250	.250	0	0	0	0
Konerko, P.	.250	3	12	3	3	9	0	0	2	4	0	0	0	0	0	1	0	0	0	0	0	.250	.250	0	0	0	0
Perez, T.	.000	1	1	0	0	0	0	0	0	0	0	0	0	0	0	0	0	0	0	0	0	.000	.000	1	0	0	0
Pierzynski, A.	.444	3	9	5	4	12	2	0	2	4	0	0	1	1	0	0	1	0	0	0	0	1.333	.545	0	0	0	0
Podsednik, S.	.273	3	11	3	3	7	1	0	1	4	0	0	2	1	0	1	1	2	0	0	0	.636	.429	0	0	0	0
Rowand, A.	.400	3	10	3	4	6	2	0	0	2	0	0	0	1	0	1	1	0	0	0	0	.600	.455	0	0	0	0
Uribe, J.	.400	3	10	4	4	8	1	0	1	4	1	0	0	0	0	2	0	0	0	0	0	.800	.400	0	0	0	0
<b>CHICAGO</b>	<b>.289</b>	<b>3</b>	<b>97</b>	<b>24</b>	<b>28</b>	<b>55</b>	<b>6</b>	<b>0</b>	<b>7</b>	<b>24</b>	<b>3</b>	<b>0</b>	<b>5</b>	<b>5</b>	<b>0</b>	<b>11</b>	<b>3</b>	<b>2</b>	<b>3</b>	<b>1</b>	<b>.567</b>	<b>.355</b>	<b>3</b>	<b>1</b>	<b>0</b>	<b>1</b>	
<b>OPPONENTS</b>	<b>.240</b>	<b>3</b>	<b>104</b>	<b>9</b>	<b>25</b>	<b>43</b>	<b>9</b>	<b>0</b>	<b>3</b>	<b>8</b>	<b>0</b>	<b>0</b>	<b>0</b>	<b>8</b>	<b>1</b>	<b>14</b>	<b>0</b>	<b>0</b>	<b>1</b>	<b>2</b>	<b>.413</b>	<b>.295</b>	<b>2</b>	<b>1</b>	<b>0</b>	<b>0</b>	
DH	.273	3	11	2	3	3	0	0	0	0	0	0	1	0	0	0	0	0	0	1	0	.273	.333	0	0	0	0

PITCHER	W	L	ERA	G	GS	CG	GF	SHO	SV	IP	H	R	ER	HR	HB	BB	IBB	SO	WP	BK	OPP
																					AVG
Buehrle, M.	1	0	5.14	1	1	0	0	0	0	7.0	8	4	4	0	0	1	1	2	0	0	.276
Contreras, J.	1	0	2.35	1	1	0	0	0	0	7.2	8	2	2	0	0	0	0	6	1	0	.258
Cotts, N.	0	0	0.00	1	0	0	0	0	0	0.1	0	0	0	0	0	0	0	0	0	0	.000
Garcia, F.	1	0	5.40	1	1	0	0	0	0	5.0	5	3	3	3	3	4	0	1	0	0	.278
Hernandez, O.	0	0	0.00	1	0	0	0	0	0	3.0	1	0	0	0	0	0	0	4	0	0	.100
Jenks, B.	0	0	0.00	2	0	0	2	0	2	3.0	1	0	0	0	0	1	0	1	0	0	.100
Marte, D.	0	0	—	1	0	0	0	0	0	0.0	1	0	0	0	0	2	0	0	0	0	1.000
Poquette, C.	0	0	0.00	1	0	0	1	0	0	1.0	1	0	0	0	0	0	0	0	0	0	.250
<b>CHICAGO</b>	<b>3</b>	<b>0</b>	<b>3.00</b>	<b>3</b>	<b>3</b>	<b>0</b>	<b>3</b>	<b>0</b>	<b>2</b>	<b>27.0</b>	<b>25</b>	<b>9</b>	<b>9</b>	<b>3</b>	<b>0</b>	<b>8</b>	<b>1</b>	<b>14</b>	<b>1</b>	<b>0</b>	<b>.240</b>
<b>OPPONENTS</b>	<b>0</b>	<b>3</b>	<b>7.56</b>	<b>3</b>	<b>3</b>	<b>0</b>	<b>3</b>	<b>0</b>	<b>0</b>	<b>25.0</b>	<b>28</b>	<b>24</b>	<b>21</b>	<b>7</b>	<b>5</b>	<b>5</b>	<b>0</b>	<b>11</b>	<b>0</b>	<b>0</b>	<b>.289</b>



Orlando "El Duque" Hernandez threw 3.0 scoreless IP in relief in Game 3 of the ALDS at Fenway Park. With Chicago holding a 4-3 lead in the seventh inning, Hernandez inherited a bases-loaded, no-out situation but worked out of the jam by retiring Jason Varitek and Tony Graffanino on popups before striking out Johnny Damon on a 3-2 count to end the threat. The White Sox went on to post a 6-3 victory and complete the three-game sweep of the defending World Champion Red Sox.

# 2005 ALCS

## GAME 1: ANGELS 3, WHITE SOX 2

**Notes:** Despite playing in three time zones in three straight nights, the Angels received a solid outing by Paul Byrd and a solo home run by Garret Anderson to take a 1-0 advantage in the ALCS ... Byrd, pitching on three days rest, allowed two runs on six hits in 6.0 IP ... Jose Contreras (3 ER/7.0 IP) saw his nine-game winning streak come to an end ... Joe Crede hit his first home run of the playoffs, a solo shot in the third inning ... Neal Cotts retired both batters faced, the only appearance by a Sox reliever in the series ... the White Sox fell to 0-6 in the ALCS at home.

ANGELS	ab	r	h	bi	w	k	avg	WHITE SOX	ab	r	h	bi	w	k	avg
Figgins, 3b	3	0	1	0	0	1	.333	Podsednik, lf	3	0	1	0	1	1	.333
Cabrera, ss	4	0	1	1	0	0	.250	Iguchi, 2b	4	0	1	0	0	0	.250
Guerrero, dh	4	0	0	1	0	0	.000	Dye, rf	4	0	1	0	0	0	.250
Anderson, lf	4	1	1	1	0	1	.250	Konerko, 1b	4	0	0	0	0	0	.000
Molina, B, c	4	0	1	0	0	0	.250	Everett, dh	4	1	1	0	0	0	.250
Erstad, 1b	4	0	1	0	0	0	.250	Ozuna, pr-dh	0	0	0	0	0	0	-
Rivera, rf	4	0	0	0	0	0	.000	Rowand, cf	3	0	0	0	0	0	.000
Finley, cf	3	1	1	0	0	2	.333	Pierzynski, c	4	0	1	1	0	0	.250
Kennedy, 2b	3	1	1	0	0	0	.333	Crede, 3b	4	1	1	1	0	.250	
								Urbie, ss	3	0	1	0	0	0	.333
<b>TOTALS</b>	<b>33</b>	<b>3</b>	<b>7</b>	<b>3</b>	<b>0</b>	<b>4</b>		<b>TOTALS</b>	<b>33</b>	<b>2</b>	<b>7</b>	<b>2</b>	<b>1</b>	<b>3</b>	

	R	H	E	LOB
Los Angeles	0	12	0	0
Chicago	0	0	1	0

—Figgins (1). LOB—Los Angeles 4, Chicago 6. Scoring Position—Los Angeles, 1 for 3; Chicago, 1 for 3. HR—Anderson (1), Crede (1). S—Figgins (1). SB—Figgins (1), Erstad (1). CS—Podsednik (1), Pierzynski (1).

Los Angeles	IP	H	R	ER	BB	K	#Pit	ERA
Byrd (W, 1-0)	6.0	5	2	2	1	1	73	3.00
Shields (H, 1)	2.0	2	0	0	0	1	27	0.00
Rodriguez (S, 1)	1.0	0	0	0	0	1	11	0.00
Chicago	IP	H	R	ER	BB	K	#Pit	ERA
Contreras (L, 0-1)	8.1	7	3	3	0	4	102	3.24
Cotts	0.2	0	0	0	0	0	7	0.00

Byrd pitched to 1 batter in the 7th.  
HBP—Rowand by Byrd. T—2.47. A—40,659. Umpires—HP, Jerry Crawford. 1B, Doug Eddings. 2B, Ted Barrett. 3B, Ron Kulpa. LF, Ed Rapuano. RF, Randy Marsh.

## GAME 2: WHITE SOX 2, ANGELS 1

**Notes:** The White Sox evened the series with a 2-1 win, recording their first-ever home victory in the ALCS (1-6) ... Joe Crede's two-out double in the ninth inning scored pinch-runner Pablo Ozuna with the winning run and gave the Sox their 16th win of the season when scoring two runs or less ... Ozuna ran for A.J. Pierzynski, who reached first base on a dropped third strike ... Mark Buehrle recorded a complete-game victory, limiting the Angels to one run on five hits while throwing 99 pitches (71 strikes).

ANGELS	ab	r	h	bi	w	k	avg	WHITE SOX	ab	r	h	bi	w	k	avg
Figgins, cf	4	0	0	0	0	0	.143	Podsednik, lf	4	1	1	0	0	1	.286
Cabrera, ss	4	0	2	0	0	0	.375	Iguchi, 2b	2	0	0	0	0	1	.167
Guerrero, rf	4	0	0	0	0	0	.000	Dye, rf	4	0	1	1	0	1	.250
B.Molina, dh	3	0	0	0	0	1	.143	Konerko, 1b	4	0	1	0	0	2	.125
Anderson, lf	4	0	0	0	0	1	.125	Everett, dh	4	0	0	0	0	1	.125
Quinlan, 3b	3	1	1	1	0	2	.333	Rowand, cf	4	0	1	0	0	1	.143
Erstad, 1b	3	0	1	0	0	0	.286	Pierzynski, c	3	0	0	0	1	.143	
J.Molina, c	3	0	1	0	0	0	.333	Ozuna, pr	0	1	0	0	0	0	-
DaVanon, pr	0	0	0	0	0	0	0	Crede, 3b	4	0	2	1	0	0	.375
Paul, c	0	0	0	0	0	0	0	Urbie, ss	3	0	1	0	0	0	.333
Kennedy, 2b	2	0	0	0	0	0	.200								
<b>TOTALS</b>	<b>30</b>	<b>1</b>	<b>5</b>	<b>1</b>	<b>0</b>	<b>4</b>		<b>TOTALS</b>	<b>32</b>	<b>2</b>	<b>7</b>	<b>2</b>	<b>1</b>	<b>9</b>	

	R	H	E	LOB
Los Angeles	0	0	1	0
Chicago	1	0	0	0

Two out when winning run scored.  
E—V.Guerrero (1), Paul (1), Washburn (1), Urbie (1). DP—Los Angeles 1 (Anderson to Kennedy), Chicago 2 (Buehrle to Urbie to Konerko; Urbie to Iguchi to Konerko). LOB—Los Angeles, 4; Chicago 7. Scoring Position—Los Angeles, 0 for 5; Chicago, 1 for 5. 2B—O.Cabrera (1), Rowand (1), Crede 2 (2). HR—Quinlan (1). S—A. Kennedy, Iguchi. GDP—V.Guerrero, A.Kennedy. SB—Ozuna (1).

Los Angeles	IP	H	R	ER	BB	K	#Pit	ERA	
Washburn	4.2	4	1	0	1	1	77	0.00	
Donnelly	1.0	0	0	0	0	1	3	0.00	
Shields	1.0	0	0	0	0	2	12	0.00	
Escobar (L, 0-1)	2.2	3	1	0	0	5	39	0.00	
Chicago	IP	H	R	ER	BB	K	#Pit	ERA	
Buehrle (W, 1-0)	9.0	5	1	0	1	0	4	99	1.00

HBP—B.Molina by Buehrle; Iguchi by Washburn. PB—Pierzynski. T—2.34. A—41,013. Umpires—HP, Doug Eddings. 1B, Ted Barrett. 2B, Ron Kulpa. 3B, Ed Rapuano. LF, Randy Marsh. RF, Jerry Crawford.

## GAME 3: WHITE SOX 5, ANGELS 2

**Notes:** Jon Garland pitched a four-hitter, and Paul Konerko hit a two-run homer as the White Sox beat Los Angeles, 5-2, to take a 2-1 lead in the ALCS ... Garland, who had not pitched since 10/1, tossed Chicago's second straight complete game, following Mark Buehrle's five-hitter in Game 2 ... the White Sox scored three runs in the first inning on Jermaine Dye's run-scoring single and Paul Konerko's (3-4, HR, 3 RBI) two-run homer off John Lackey ... Chicago's first four batters combined for eight of the 11 hits ... Orlando Cabrera hit a two-run shot in the sixth, the only blemish on Garland's pitching line.

WHITE SOX	ab	r	h	bi	w	k	avg	ANGELS	ab	r	h	bi	w	k	avg
Podsednik, lf	5	1	2	0	0	1	.333	Figgins, 3b	3	0	0	0	1	0	.100
Iguchi, 2b	4	2	2	0	2	3	.300	Cabrera, ss	4	1	1	2	0	2	.333
Dye, rf	2	1	1	2	1	3	.300	Guerrero, rf	4	0	1	0	0	1	.083
Konerko, 1b	4	1	3	3	0	1	.333	Anderson, lf	3	0	0	0	1	.091	
Everett, dh	4	0	1	1	0	1	.167	B.Molina, c	3	0	0	0	0	.100	
Rowand, cf	4	0	0	0	0	0	.091	Erstad, 1b	3	0	1	0	0	1	.300
Pierzynski, c	4	0	1	0	0	1	.182	Rivera, dh	2	0	0	0	0	1	.000
Crede, 3b	4	0	0	0	0	0	.250	DaVanon, ph-dh	0	0	0	0	0	0	.000
Urbie, ss	4	0	1	0	0	2	.300	Finley, cf	3	0	0	0	0	0	.167
								Kennedy, 2b	3	1	1	0	0	0	.250
<b>TOTALS</b>	<b>35</b>	<b>5</b>	<b>11</b>	<b>5</b>	<b>2</b>	<b>9</b>		<b>TOTALS</b>	<b>29</b>	<b>2</b>	<b>4</b>	<b>2</b>	<b>1</b>	<b>7</b>	

	R	H	E	LOB
Chicago	3	0	1	0
Los Angeles	0	0	2	0

E—NONE. DP—Chicago 1 (Iguchi to Konerko), Los Angeles 2 (Cabrera to Kennedy; Cabrera to Erstad). LOB—Chicago 6, Los Angeles 1. Scoring Position—Chicago, 4 for 11; Los Angeles, 0 for 0. 2B—Iguchi (1), Dye (1), Erstad (1). HR—Konerko (1), O.Cabrera (1). S—Iguchi. GDP—Rowand, V.Guerrero.

Chicago	IP	H	R	ER	BB	K	#Pit	ERA
Garland (W, 1-0)	9.0	4	2	2	1	7	118	2.00
Los Angeles	IP	H	R	ER	BB	K	#Pit	ERA
Lackey (L, 0-1)	5.0	8	5	5	1	3	83	9.00
Gregg	2.0	1	0	0	1	3	31	0.00
Donnelly	2.0	2	0	0	0	3	22	0.00

Gregg pitched to 2 batters in the 8th.  
T—2.42. A—44,725. Umpires—HP, Ted Barrett. 1B, Ron Kulpa. 2B, Ed Rapuano. 3B, Randy Marsh. LF, Jerry Crawford. RF, Doug Eddings.

# 2005 ALCS

## GAME 4: WHITE SOX 8, ANGELS 2

**Notes:** Freddy Garcia nearly duplicated Mark Buehrle's five-hitter and Jon Garland's four-hitter, making the White Sox the first team to pitch three straight complete games in the postseason since the 1973 New York Mets (Tom Seaver, Jon Mattack and Jerry Kosman) ... Garcia, who was pitching for the first time since clinching the ALDS, gave up two early runs while striking out five ... A.J. Pierzynski homered for the White Sox, his third of the postseason, and Joe Crede added a two-run single in the eighth off Esteban Yan ... Paul Konerko homered in the first inning for the second straight game ... Chicago scored seven runs in the first innings of the series.


WHITE SOX	ab	r	h	bi	w	k	avg	ANGELS	ab	r	h	bi	w	k	avg
Podsednik, lf	2	2	1	0	3	0	.357	Figgins, 3b	4	0	0	0	0	2	.071
Iguchi, 2b	4	1	0	0	0	2	.214	Cabrera, ss	4	0	0	0	0	0	.250
Dye, rf	5	1	0	0	0	0	.200	Izturis, ss	0	0	0	0	0	0	-
Konerko, 1b	4	1	1	3	1	0	.313	Guerrero, rf	4	0	0	0	0	0	.063
Everett, dh	3	1	2	2	1	0	.267	Anderson, lf	4	1	1	0	0	2	.133
Rowand, cf	4	1	1	0	0	1	.133	Erstad, 1b	3	1	1	0	1	0	.308
Pierzynski, c	4	1	1	1	0	2	.200	DaVanon, pr	0	0	0	0	0	0	.000
Crede, 3b	4	0	2	2	0	1	.313	Kotchman, dh	4	0	2	1	0	0	.500
Uribe, ss	3	0	0	0	1	0	.231	B.Molina, c	3	0	1	1	0	0	.154
								Finley, cf	3	0	1	0	0	0	.222
								Kennedy, 2b	3	0	0	0	0	1	.182
<b>TOTALS</b>	<b>33</b>	<b>8</b>	<b>8</b>	<b>8</b>	<b>6</b>	<b>6</b>		<b>TOTALS</b>	<b>32</b>	<b>2</b>	<b>6</b>	<b>2</b>	<b>1</b>	<b>5</b>	

	R	H	E	LOB
Chicago	3	0	1	110
Los Angeles	0	1	0	100

E—F.Garcia (1), O.Cabrera (1), DP—Chicago 1 (Iguchi to Uribe to Konerko), Los Angeles 1 (Figgins to Kennedy to Erstad), LOB—Chicago 5, Los Angeles 4. Scoring Position—Chicago, 4 for 13; Los Angeles, 1 for 5. 2B—Rowand (2), Kotchman (1), 3B—Podsednik (1), HR—Konerko (2), Pierzynski (1), Runners Moved Up—Dye 2, A.Kennedy, GDP—Uribe, Finley, SB—Podsednik 2 (2), Dye (1), CS—Crede (1).

Chicago	IP	H	R	ER	BB	K	#Pit	ERA
Garcia (W, 1-0)	9.0	6	2	2	1	5	116	2.00
Los Angeles	IP	H	R	ER	BB	K	#Pit	ERA
Santana (L, 0-1)	4.1	3	6	5	3	2	88	10.38
Shields	1.2	2	0	0	1	1	25	0.00
Donnelly	1.0	0	0	0	1	1	13	0.00
Yan	2.0	3	2	2	1	2	27	9.00

HBP—Iguchi by Santana, T—2.46, A—44, 857. Umpires—HP, Ron Kulpa, 1B, Ed Rapuano, 2B, Randy Marsh, 3B, Jerry Crawford, LF, Doug Eddings, RF, Ted Barrett.



Paul Konerko homered in the first inning for the second straight game, helping the Sox gain a 3-1 series edge.

## GAME 5: WHITE SOX 6, ANGELS 3

**Notes:** The White Sox advanced to their first World Series since 1959, defeating Los Angeles, 4-1, in the ALCS ... Jose Contreras tossed the fourth consecutive complete game by a Sox hurler, retiring his final 15 batters faced as he bounced back after dropping Game 1 ... the Angels led, 3-2, when Joe Crede hit a leadoff homer in the seventh off Kelvim Escobar ... after Aaron Rowand walked and A.J. Pierzynski reached first on Escobar's error in the eighth, Crede's slow roller up the middle plated Rowand with the go-ahead run ... Paul Konerko, who was named the series MVP, added a RBI double in the ninth and Rowand capped the night with a sacrifice fly ... the Sox won the sixth AL pennant in franchise history.


WHITE SOX	ab	r	h	bi	w	k	avg	ANGELS	ab	r	h	bi	w	k	avg
Podsednik, lf	3	0	0	0	2	2	.294	Figgins, 3b	3	1	1	1	0	0	.118
Iguchi, 2b	3	1	0	0	1	1	.176	Cabrera, ss	4	0	0	0	0	0	.200
Dye, rf	4	1	2	1	1	1	.263	Anderson, cf	2	0	1	1	1	0	.176
Konerko, 1b	5	0	1	1	0	1	.286	Guerrero, rf	4	0	0	0	0	0	.050
Everett, dh	5	0	1	0	0	2	.250	Erstad, 1b	4	0	0	0	0	1	.235
Rowand, cf	3	2	1	1	0	0	.167	B.Molina, c	4	0	0	0	0	0	.118
Pierzynski, c	3	0	0	0	0	1	.167	Kotchman, dh	3	0	0	0	1	1	.286
Crede, 3b	3	1	2	3	0	0	.368	Rivera, lf	3	1	1	0	0	0	.111
Uribe, ss	3	1	1	0	1	1	.250	Kennedy, 2b	3	1	2	1	0	0	.286
<b>TOTALS</b>	<b>32</b>	<b>6</b>	<b>8</b>	<b>6</b>	<b>6</b>	<b>9</b>		<b>TOTALS</b>	<b>30</b>	<b>3</b>	<b>5</b>	<b>3</b>	<b>2</b>	<b>2</b>	

	R	H	E	LOB
Chicago	0	1	0	0
Los Angeles	0	1	0	0

E—Contreras (1), Kennedy (1), Escobar (1), DP—Los Angeles 1 (Guerrero to B.Molina to Figgins), LOB—Chicago 9, Los Angeles 4. Scoring Position—Chicago, 3 for 11; Los Angeles, 1 for 4. 2B—Dye (2), Konerko (1), Rowand (3), Uribe (1), Figgins (1), Rivera (1), HR—Crede (2), S—Pierzynski, Figgins. SF—Rowand, Crede, Anderson. Runners Moved Up—Konerko, Cabrera. SB—Podsednik (3), CS—Iguchi (1).

Chicago	IP	H	R	ER	BB	K	#Pit	ERA
Contreras (W, 1-1)	9.0	5	3	3	2	2	114	3.12
Los Angeles	IP	H	R	ER	BB	K	#Pit	ERA
Byrd	4.2	5	2	2	1	1	74	3.38
Shields	1.1	0	0	0	0	1	15	0.00
Escobar (L, 0-2; BS, 1)	1.2	1	2	1	2	5	42	2.08
Rodriguez	1.1	2	2	0	3	2	41	0.00

HBP—Iguchi by Byrd, PB—Pierzynski, T—3.11, A—44, 712. Umpires—HP, Ed Rapuano, 1B, Randy Marsh, 2B, Jerry Crawford, 3B, Doug Eddings, LF, Ted Barrett, RF, Ron Kulpa.



Paul Konerko recorded the final out of the ALCS as the Sox advanced to their first World Series since 1959.

# 2005 ALCS

## 2005 ALCS STATISTICS

BATTER	AVG	G	AB	R	H	TB	2B	3B	HR	RBI	SH	SF	HP	BB	IBB	SO	SB	CS	GI		PINCH HIT			RBI		
																			DP	E	SLG	OBP	AB		H	HR
Crede, J.	.368	5	19	2	7	15	2	0	2	7	0	1	0	0	0	3	0	1	0	0	.789	.350	0	0	0	0
Dye, J.	.263	5	19	3	5	7	2	0	0	3	0	0	0	3	0	3	1	0	0	0	.368	.364	0	0	0	0
Everett, C.	.250	5	20	2	5	5	0	0	0	3	0	0	0	1	0	4	0	0	0	0	.250	.286	0	0	0	0
RIGHT	.000	2	0	0	0	0	0	0	0	0	0	0	0	0	0	0	0	0	0	0	.000	.000	0	0	0	0
LEFT	.278	18	5	5	0	0	0	0	3	0	0	0	1	0	4	0	0	0	0	0	.278	.316	0	0	0	0
Iguchi, T.	.176	5	17	4	3	4	1	0	0	2	0	3	1	0	6	0	1	0	0	0	.235	.333	0	0	0	0
Konerko, P.	.286	5	21	2	6	13	1	0	2	7	0	0	0	1	4	0	0	0	0	0	.619	.318	0	0	0	0
Ozuna, P.	.000	2	0	1	0	0	0	0	0	0	0	0	0	0	0	1	0	0	0	0	.000	.000	0	0	0	0
Pierzynski, A.	.167	5	18	1	3	6	0	0	1	2	1	0	0	1	0	6	0	1	0	0	.333	.211	0	0	0	0
Podsednik, S.	.294	5	17	4	5	7	0	1	0	0	0	0	0	6	0	5	3	1	0	0	.412	.478	0	0	0	0
Rowand, A.	.167	5	18	3	3	6	3	0	0	1	0	1	1	1	0	2	0	0	1	0	.333	.238	0	0	0	0
Uribe, J.	.250	5	16	1	4	5	1	0	0	0	0	0	0	2	0	3	0	0	1	1	.313	.333	0	0	0	0
<b>CHICAGO</b>	<b>.248</b>	<b>5</b>	<b>165</b>	<b>23</b>	<b>41</b>	<b>68</b>	<b>10</b>	<b>1</b>	<b>5</b>	<b>23</b>	<b>3</b>	<b>2</b>	<b>4</b>	<b>16</b>	<b>1</b>	<b>36</b>	<b>5</b>	<b>4</b>	<b>2</b>	<b>3</b>	<b>.412</b>	<b>.326</b>	<b>0</b>	<b>0</b>	<b>0</b>	<b>0</b>
<b>OPPONENTS</b>	<b>.175</b>	<b>5</b>	<b>154</b>	<b>11</b>	<b>27</b>	<b>41</b>	<b>5</b>	<b>0</b>	<b>3</b>	<b>11</b>	<b>3</b>	<b>1</b>	<b>1</b>	<b>4</b>	<b>0</b>	<b>22</b>	<b>2</b>	<b>0</b>	<b>4</b>	<b>7</b>	<b>.266</b>	<b>.200</b>	<b>1</b>	<b>0</b>	<b>0</b>	<b>0</b>
DH	.250	5	20	2	5	5	0	0	0	3	0	0	0	1	0	4	0	0	0	0	.250	.286	0	0	0	0

PITCHER	W	L	ERA	G	GS	CG	GF	SHO	SV	IP	H	R	ER	HR	HB	BB	IBB	SO	WP	BK	AVG	OPP
																						AVG
Buehrle, M.	1	0	1.00	1	1	1	0	0	0	9.0	5	1	1	1	1	0	0	4	0	0	.167	
Contreras, J.	1	1	3.12	2	2	1	0	0	0	17.1	12	6	6	1	0	2	0	6	0	0	.197	
Cotts, N.	0	0	0.00	1	0	0	1	0	0	0.2	0	0	0	0	0	0	0	0	0	0	.000	
Garcia, F.	1	0	2.00	1	1	1	0	0	0	9.0	6	2	2	0	0	1	0	5	0	0	.188	
Garland, J.	1	0	2.00	1	1	1	0	0	0	9.0	4	2	2	1	0	1	0	7	0	0	.138	
<b>CHICAGO</b>	<b>4</b>	<b>1</b>	<b>2.20</b>	<b>5</b>	<b>5</b>	<b>4</b>	<b>1</b>	<b>0</b>	<b>0</b>	<b>45.0</b>	<b>27</b>	<b>11</b>	<b>11</b>	<b>3</b>	<b>1</b>	<b>4</b>	<b>0</b>	<b>22</b>	<b>0</b>	<b>0</b>	<b>.175</b>	
<b>OPPONENTS</b>	<b>1</b>	<b>4</b>	<b>3.43</b>	<b>5</b>	<b>5</b>	<b>0</b>	<b>5</b>	<b>0</b>	<b>1</b>	<b>44.2</b>	<b>41</b>	<b>23</b>	<b>17</b>	<b>5</b>	<b>4</b>	<b>16</b>	<b>1</b>	<b>36</b>	<b>0</b>	<b>0</b>	<b>.248</b>	



The White Sox eliminated the Los Angeles Angels in five games to advance to their first World Series since 1959. Mark Buehrle, Jon Garland, Freddy Garcia and Jose Contreras threw four consecutive complete-game victories to end the series, the first team to accomplish that feat since the 1928 New York Yankees.

FRONT OFFICE

FIELD STAFF

PLAYERS

OPPONENTS

2015 REVIEW

HISTORY

RECORDS

MINOR LEAGUES

MEDIA/MISC.

# 2005 WORLD SERIES

## GAME 1: WHITE SOX 5, ASTROS 3

**Notes:** In the first World Series game held in Chicago since 1959, the White Sox posted a 5-3 victory vs. Houston ... Jermaine Dye hit an opposite-field home run off Roger Clemens in the first inning ... the Sox added a pair of runs in the second on A.J. Pierzynski's RBI groundout and Juan Uribe's RBI double ... Lance Berkman evened the game with a two-run double in the third, but Joe Crede put the Sox ahead for good with a solo home run off Wandy Rodriguez in the fourth ... Houston put runners on first and third with no outs in the eighth, but Neal Cotts (two strikeouts) and Bobby Jenks (one strikeout) combined to end the Astros threat ... Clemens left after 2.0 IP with a sore left hamstring ... Jose Contreras, the sixth Cuban pitcher to ever start a World Series game, earned the victory despite tying a Fall Classic record by hitting three batters.

ASTROS	ab	r	h	bi	w	k	avg	WHITE SOX	ab	r	h	bi	w	k	avg
Biggio, 2b	4	1	1	0	0	0	.250	Podsednik, lf	5	0	2	1	0	1	.400
Taveras, cf	3	0	2	0	0	0	.667	Iguchi, 2b	5	0	0	0	0	1	.000
Berkman, lf	4	0	2	2	0	1	.500	Dye, rf	2	1	1	1	2	0	.500
Burke, pr/lf	0	0	0	0	0	0	-	Konerko, 1b	4	0	2	0	0	0	.500
Ensborg, 3b	4	0	0	0	0	1	.000	Everett, dh	3	1	1	0	0	1	.333
Lamb, 1b	4	1	1	1	0	2	.250	Rowand, cf	3	0	1	0	1	1	.333
Bagwell, dh	2	0	0	0	0	1	.000	Pierzynski, c	4	2	1	1	0	0	.250
Lane, rf	4	0	0	0	0	1	.000	Crede, 3b	4	1	1	1	0	0	.250
Ausmus, c	3	0	1	0	0	0	.333	Uribe, ss	2	0	1	1	2	0	.500
Everett, ss	4	1	0	0	0	1	.000								
<b>TOTALS</b>	<b>32</b>	<b>3</b>	<b>7</b>	<b>3</b>	<b>0</b>	<b>7</b>		<b>TOTALS</b>	<b>32</b>	<b>5</b>	<b>10</b>	<b>5</b>	<b>5</b>	<b>4</b>	

	R	H	E	LOB
Houston	0	1	2	0
Chicago	1	2	0	0

E—A. Everett (1). DP—Houston 2 (Biggio to Everett to Lamb; Lamb to Everett to Rodriguez), Chicago 1 (Uribe to Iguchi to Konerko). LOB—Houston 6, Chicago 9. Scoring Position—Houston, 2 for 11; Chicago, 2 for 10. 2B—Taveras 2 (2), Berkman (1), Uribe (1). 3B—Podsednik (1). HR—Lamb (1), Dye (1), Crede (1). S—Taveras, C. Everett. GDP—Lane, Iguchi, Pierzynski. SB—Burke (1), Podsednik (1), Pierzynski (1).

Houston	IP	H	R	ER	BB	K	#Pit	ERA
Clemens	2.0	4	3	3	0	1	54	13.50
Rodriguez (L, 0-1)	3.1	4	4	1	1	5	1	68
Qualls	1.2	0	0	0	0	2	24	0.00
Springer	1.0	2	1	1	0	0	23	9.00
Chicago	IP	H	R	ER	BB	K	#Pit	ERA
Contreras (W, 1-0)	7.0	6	3	3	0	2	82	3.86
Cotts (H, 1)	0.2	1	0	0	0	2	16	0.00
Jenks (S, 1)	1.1	0	0	0	0	3	14	0.00

Contreras pitched to 1 batter in the 8th.  
HBP—Bagwell 2, by Contreras; Ausmus by Contreras. T—3:13. A—41,206. Umpires—HP, Joe West. 1B, Jeff Nelson. 2B, Jerry Layne. 3B, Derryl Cousins. LF, Gary Cederstrom. RF, Angel Hernandez.



Jermaine Dye, the World Series MVP, hit a solo home run off Roger Clemens in the first inning of Game 1.

## GAME 2: WHITE SOX 7, ASTROS 6

**Notes:** Paul Konerko hit the 18th grand slam in World Series history, and Scott Podsednik hit a game-ending home run as the White Sox won Game 2, 7-6 ... with the Sox trailing, 4-2, in the seventh inning, Konerko homered on Chad Qualls' first pitch to put the Sox in front, 6-4 ... Houston tied the game in the ninth when pinch-hitter Jose Vizcaino laced an opposite-field, two-run single off Bobby Jenks with two outs to set up Podsednik's heroics ... Podsednik, who went homerless in the regular season, hit a 2-1 pitch from Brad Lidge over the right-center field fence for the 14th game-ending homer in World Series history ... the game was delayed seven minutes by rain, the first in a World Series since Game 3 in 1993 at Philadelphia (1:12) ... each Sox player collected at least one hit.

ASTROS	ab	r	h	bi	w	k	avg	WHITE SOX	ab	r	h	bi	w	k	avg
Biggio, 2b	4	0	0	0	0	1	.125	Podsednik, lf	5	1	1	0	1	0	.300
Brunlett, 2b	0	0	0	0	0	0	-	Iguchi, 2b	3	1	1	0	1	1	.125
Lamb, ph-1b	1	0	0	0	0	0	.200	Dye, rf	3	1	1	0	0	0	.400
Taveras, cf	4	2	2	0	0	0	.571	Konerko, 1b	4	1	1	4	0	1	.375
Berkman, 1b-1f	3	0	1	3	0	2	.429	Everett, dh	4	0	2	0	0	1	.429
Ensborg, 3b	4	1	1	1	0	1	.125	Rowand, cf	4	1	2	0	0	0	.429
Bagwell, dh	4	1	1	0	0	0	.167	Pierzynski, c	4	1	1	0	0	1	.250
Lane, rf	4	0	1	0	0	2	.125	Crede, 3b	4	0	1	1	0	0	.250
Burke, lf-2b	3	1	0	0	1	0	.000	Uribe, ss	4	1	2	1	0	0	.500
Ausmus, c	4	1	2	0	0	0	.429								
Everett, ss	3	0	0	0	0	2	.000								
Vizcaino, ph-ss 1	0	1	2	0	0	0	1.000								
<b>TOTALS</b>	<b>35</b>	<b>6</b>	<b>9</b>	<b>6</b>	<b>1</b>	<b>8</b>		<b>TOTALS</b>	<b>35</b>	<b>7</b>	<b>12</b>	<b>7</b>	<b>1</b>	<b>5</b>	

	R	H	E	LOB
Houston	0	1	1	0
Chicago	0	2	0	0

One out when winning run scored.  
E—NONE. LOB—Houston 4, Chicago 5. Scoring Position—Houston, 4 for 10; Chicago, 2 for 10. 2B—Berkman (2), Ausmus (1), Rowand (1), Uribe 2 (3). 3B—Taveras (1). HR—Ensborg (1), Podsednik (1), Konerko (1). SF—Berkman. SB—Lane (1), Uribe (1). CS—C. Everett (1).

Houston	IP	H	R	ER	BB	K	#Pit	ERA
Pettitte	6.0	8	2	2	0	4	98	3.00
Wheeler (H, 1)	0.2	1	3	3	1	1	22	40.50
Qualls (BS, 1)	0.2	2	1	1	0	0	10	3.86
Gallo	0.2	0	0	0	0	0	4	0.00
Lidge (L, 0-1)	0.1	0	1	1	0	0	9	27.00
Chicago	IP	H	R	ER	BB	K	#Pit	ERA
Buehrle	7.0	7	4	4	0	6	100	5.14
Politte	1.0	0	0	0	0	1	11	0.00
Jenks (BS, 1)	0.2	2	2	2	1	1	16	9.00
Cotts (W, 1-0)	0.1	0	0	0	0	0	5	0.00

HBP—Dye by Wheeler. T—3:11. A—41,432. Umpires—HP, Jeff Nelson. 1B, Jerry Layne. 2B, Derryl Cousins. 3B, Gary Cederstrom. LF, Angel Hernandez. RF, Joe West.



Paul Konerko connected on a seventh-inning grand slam to give the Sox a 6-4 lead in Game 2.



# 2005 WORLD SERIES

## GAME 3: WHITE SOX 7, ASTROS 5 (14)

**Notes:** For the second straight game, an unlikely hero came to the forefront for the White Sox as Geoff Blum hit a solo home run in the 14th inning to break a 5-5 tie ... Blum, who had one prior postseason at-bat, entered the longest game in World Series history in the 13th and lined a 2-0 pitch over the right-field wall to give the Sox the lead ... Chicago added an insurance run on Chris Widger's bases-loaded walk ... Houston put runners on the corners in the 14th, but Game 2 starter Mark Buehrle came on to retire Adam Everett on a popout to shortstop Juan Uribe to end the game ... the Astros left the winning run at third base in the ninth and at second in the 10th and 11th ... Jon Garland allowed four runs in the first 4.0 IP but retired 12 of his last 13 batters faced ... Chicago overcame a 4-0 deficit by scoring five runs in the fifth off Roy Oswalt, highlighted by Joe Crede's solo home and A.J. Pierzynski's two-run double that put the Sox ahead, 5-4 ... Jason Lane's double off Dustin Hermanson in the eighth tied the game at 5-5 ... the 43 players used by both teams was a World Series record, and it marked the first Series game played in Texas.

WHITE SOX	ab	r	h	bi	w	k	avg	ASTROS	ab	r	h	bi	w	k	avg
Podsednik, lf	8	1	2	0	0	2	.278	Biggio, 2b	6	2	2	1	1	3	.214
Iguchi, 2b	7	1	2	1	0	1	.200	Astacio, p	0	0	0	0	0	0	-
Marte, p	0	0	0	0	0	0	0	Rodriguez, p	0	0	0	0	0	0	-
Buehrle, p	0	0	0	0	0	0	0	Taveras, cf	6	0	0	0	0	3	.308
Dye, rf	7	1	2	1	0	1	.333	Berkman, lf-1b	5	0	2	1	2	1	.417
Konerko, 1b	4	0	1	0	2	0	.333	Ensborg, 3b	6	1	1	1	1	3	.143
Pierzynski, c	3	0	1	2	2	0	.273	Lamb, 1b	3	0	0	0	1	1	.125
Hernandez, p	0	0	0	0	0	0	0	Brunlett, pr-if	0	0	0	0	0	0	-
Vizcaino, p	0	0	0	0	0	0	0	Lidge, p	0	0	0	0	0	0	-
Perez, ph	1	0	0	0	0	0	.000	Palmeiro, ph-if	1	0	0	0	2	0	.000
Jenks, p	0	0	0	0	0	0	0	Lane, rf	6	1	2	2	1	0	.214
Blum, 2b	1	1	1	1	0	0	1.000	Ausmus, c	6	0	0	0	1	2	.231
Rowand, cf	6	1	1	0	1	3	.308	Everett, ss	5	1	1	0	1	1	.083
Crede, 3b	5	1	2	1	1	0	.308	Oswalt, p	1	0	0	0	0	0	.000
Uribe, ss	6	1	1	0	1	1	.333	Springer, p	0	0	0	0	0	0	-
Widger, c	1	0	0	1	2	1	.000								
<b>TOTALS</b>	<b>53</b>	<b>7</b>	<b>14</b>	<b>7</b>	<b>9</b>	<b>11</b>		<b>TOTALS</b>	<b>47</b>	<b>5</b>	<b>8</b>	<b>5</b>	<b>12</b>	<b>14</b>	

	R	H	E	LOB
Chicago	0	0	0	5
Houston	1	0	2	1

E—Hernandez (1), Uribe 2 (2), Ensborg (1). DP—Chicago 2 (Uribe to Iguchi to Konerko; Uribe to Konerko), Houston 4 (Everett to Lamb; Everett to Biggio; Ausmus to Everett to Berkman; Ensborg to Vizcaino to Berkman). LOB—Chicago 15, Houston 15. RISP—Chicago, 3 for 14; Houston, 4 for 16. 2B—Konerko (1), Pierzynski (1), Biggio (1), Lane (1). HR—Blum (1), Crede (2), Lane (1). S—A.Everett, Oswalt. GDP—Podsednik, Dye, Konerko, Ensborg, Ausmus. SB—Podsednik (2), Harris (1), Burke (2). CS—A.Everett (1).

Chicago	IP	H	R	ER	BB	K	#Pit	ERA
Garland	7.0	7	4	2	2	4	93	2.57
Politte (H,2)	0.2	0	1	1	1	1	14	5.40
Cotts	0.0	0	0	0	1	0	5	0.00
Hermanson (BS, 1)	0.1	1	0	0	0	1	8	0.00
Hernandez	1.0	0	0	0	4	2	28	0.00
Vizcaino	1.0	0	0	0	1	0	14	0.00
Jenks	2.0	0	0	0	1	3	41	4.50
Marte (W, 1-0)	1.2	0	0	0	2	3	39	0.00
Buehrle (S, 1)	0.1	0	0	0	0	0	3	4.91

Houston	IP	H	R	ER	BB	K	#Pit	ERA
Oswalt	6.0	8	5	5	5	3	113	7.50
Springer	1.0	0	0	0	0	1	9	4.50
Wheeler	1.1	1	0	0	0	0	21	13.50
Gallo	0.1	0	0	0	0	0	5	0.00
Lidge	1.1	0	0	0	0	3	17	5.40
Qualls	3.0	1	0	0	2	3	42	1.69
Astacio (L, 0-1)	0.2	4	2	2	2	0	27	27.00
Rodriguez	0.1	0	0	0	0	1	3	2.45

Cotts pitched to 1 batter in 8th; Hernandez pitched to 1 batter in 10th; Oswalt pitched to 1 batter in 7th.  
HBP—Crede by Oswalt; Konerko by Wheeler; Taveras by Jenks. T—5:41. A—42,848. Umpires—HP, Jerry Layne. 1B, Derryl Cousins. 2B, Gary Cederstrom. 3B, Angel Hernandez. LF, Joe West. RF, Jeff Nelson.

## GAME 4: WHITE SOX 1, ASTROS 0

**Notes:** The White Sox captured their first World Series title since 1917 with a 1-0 victory over the Astros at Minute Maid Park ... Jermaine Dye, the eventual Most Valuable Player of the series, drove in the only run with an eighth-inning single off Brad Lidge that scored Willie Harris ... Harris led off the eighth with a single, moved to second on a sacrifice bunt by Scott Podsednik and to third on Carl Everett's ground out ... Bobby Jenks pitched a scoreless ninth inning for the save with help from Juan Uribe, who dove into the stands down the left-field line to record the second out of the final frame before retiring Orlando Palmeiro on a grounder to end the game ... starters Brandon Backe and Freddy Garcia each tossed 7.0 scoreless IP ... the Astros were 0-11 with runners in scoring position and were held without a run in the final 15 innings of the World Series ... Chicago went 11-1 in the postseason, tied for the second-best playoff record since 1969 (minimum seven games).

WHITE SOX	ab	r	h	bi	w	k	avg	ASTROS	ab	r	h	bi	w	k	avg
Podsednik, lf	3	0	1	0	0	0	.286	Biggio, 2b	4	0	1	0	0	0	.222
Iguchi, 2b	3	0	0	0	0	0	.167	Taveras, cf	2	0	1	0	0	0	.333
Everett, ph	1	0	0	0	0	0	.444	Berkman, lf	1	0	0	0	3	1	.385
Politte, p	0	0	0	0	0	0	-	Ensborg, 3b	4	0	0	0	2	.111	
Cotts, p	0	0	0	0	0	0	-	Lamb, 1b	2	0	1	0	1	0	.200
Jenks, p	0	0	0	0	0	0	-	Vizcaino, ph-1b	1	0	0	0	0	0	.500
Dye, rf	4	0	3	1	0	1	.438	Lane, rf	4	0	1	0	0	2	.222
Konerko, 1b	4	0	0	0	2	2	.250	Ausmus, c	3	0	1	0	1	0	.250
Pierzynski, c	4	0	1	0	1	2	.267	Everett, ss	3	0	0	0	0	0	.067
Rowand, cf	4	0	1	0	2	2	.294	Burke, ph	1	0	0	0	0	0	.000
Crede, 3b	4	0	1	0	2	2	.294	Backe, p	2	0	0	0	0	1	.000
Uribe, ss	4	0	0	0	2	2	.500	Bagwell, ph	1	0	0	0	0	0	.125
Garcia, p	2	0	0	0	0	0	.000	Lidge, p	0	0	0	0	0	0	-
Harris, ph-2b	1	1	1	0	0	0	1.000	Palmeiro, ph	1	0	0	0	0	0	.000
<b>TOTALS</b>	<b>34</b>	<b>1</b>	<b>8</b>	<b>1</b>	<b>0</b>	<b>10</b>		<b>TOTALS</b>	<b>29</b>	<b>0</b>	<b>5</b>	<b>0</b>	<b>4</b>	<b>7</b>	

	R	H	E	LOB
Chicago	0	0	0	0
Houston	0	0	0	0

E—NONE. DP—Chicago 1 (Crede to Iguchi to Konerko). LOB—Chicago 7, Houston 9. Scoring Position—Chicago, 1 for 8; Houston, 0 for 11. 2B—Dye (1), Pierzynski (2), Crede (1), Lamb (1). 3B—Podsednik (2). S—Podsednik, Taveras, Ausmus. Runners Moved Up—C.Everett, Ensborg. GDP—A.Everett. SB—Taveras (1), Berkman (1).

Chicago	IP	H	R	ER	BB	K	#Pit	ERA
Garcia (W, 1-0)	7.0	4	0	0	3	7	107	0.00
Politte (H, 3)	0.2	0	0	0	1	0	15	3.86
Cotts (H, 2)	0.1	0	0	0	0	0	5	0.00
Jenks (S, 2)	1.0	1	0	0	0	0	17	3.60

Houston	IP	H	R	ER	BB	K	#Pit	ERA
Backe	7.0	5	0	0	0	7	100	0.00
Lidge (L, 0-2)	2.0	3	1	1	0	3	26	4.91

HBP—Taveras by Politte. WP—Politte. T—3:20. A—42,936. Umpires—HP, Derryl Cousins. 1B, Gary Cederstrom. 2B, Angel Hernandez. 3B, Joe West. LF, Jeff Nelson. RF, Jerry Layne.



The White Sox celebrate their first World Series Championship since 1917.

FRONT OFFICE  
FIELD STAFF  
PLAYERS  
OPPOSITIONS  
2015 REVIEW  
HISTORY  
RECORDS  
MINOR LEAGUES  
MEDIAMISC.

# 2005 WORLD SERIES

## 2005 WORLD SERIES STATISTICS

BATTER	AVG	G	AB	R	H	TB	2B	3B	HR	RBI	SH	SF	FP	BB	IBB	SO	SB	CS	GI		PINCH HIT						
																			DP	E	SLG	OBP	AB	H	HR	RBI	
Blum, G.	1.000	1	1	1	1	4	0	0	1	1	0	0	0	0	0	0	0	0	0	0	0	4.000	1.000	0	0	0	0
RIGHT	.000	0	0	0	0	0	0	0	0	0	0	0	0	0	0	0	0	0	0	0	0	.000	.000	0	0	0	0
LEFT	1.000	1	1	1	1	4	0	0	1	1	0	0	0	0	0	0	0	0	0	0	0	4.000	1.000	0	0	0	0
Crede, J.	.294	4	17	2	5	12	1	0	2	3	0	0	1	1	0	2	0	0	0	0	0	.706	.368	0	0	0	0
Dye, J.	.438	4	16	3	7	11	1	0	1	3	0	0	1	2	0	2	0	0	1	0	0	.688	.526	0	0	0	0
Everett, C.	.444	4	9	1	4	4	0	0	0	0	0	0	0	0	0	2	0	1	0	0	0	.444	.444	2	1	0	0
RIGHT	.250	4	1	1	1	0	0	0	0	1	0	0	0	0	0	2	0	0	0	0	0	.250	.250	0	0	0	0
LEFT	.600	5	3	3	3	0	0	0	0	0	0	0	0	0	0	0	0	0	0	0	0	.600	.600	2	1	0	0
Harris, W.	1.000	2	1	1	1	1	0	0	0	0	0	0	0	0	0	0	1	0	0	0	1.000	1.000	2	1	1	0	0
Iguchi, T.	.167	4	18	2	3	3	0	0	0	1	0	0	0	1	0	3	0	0	1	0	0	.167	.211	0	0	0	0
Konerko, P.	.250	4	16	1	4	8	1	0	1	4	0	0	1	2	1	3	0	0	1	0	0	.500	.368	0	0	0	0
Perez, T.	.000	1	1	0	0	0	0	0	0	0	0	0	0	0	0	0	0	0	0	0	0	.000	.000	1	0	0	0
Pierzynski, A.	.267	4	15	3	4	6	2	0	0	3	0	0	0	2	0	2	1	0	1	0	0	.400	.353	0	0	0	0
Podsednik, S.	.286	4	21	2	6	13	0	2	1	2	1	0	0	0	0	4	2	0	1	0	0	.619	.286	0	0	0	0
Rowand, A.	.294	4	17	2	5	6	1	0	0	0	0	0	0	2	1	6	0	0	0	0	0	.353	.368	0	0	0	0
Uribe, J.	.250	4	16	2	4	7	3	0	0	2	0	0	0	3	0	3	1	0	0	0	2	.438	.368	0	0	0	0
Widger, C.	.000	1	1	0	0	0	0	0	0	1	0	0	0	2	0	1	0	0	0	0	0	.000	.667	0	0	0	0
Garcia, F.	.000	1	2	0	0	0	0	0	0	0	0	0	0	0	0	0	0	0	0	0	0	.000	.000	0	0	0	0
Garland, J.	.000	1	3	0	0	0	0	0	0	0	0	0	0	0	0	2	0	0	0	0	0	.000	.000	0	0	0	0
<b>CHICAGO</b>	<b>.286</b>	<b>4</b>	<b>154</b>	<b>20</b>	<b>44</b>	<b>75</b>	<b>9</b>	<b>2</b>	<b>6</b>	<b>20</b>	<b>2</b>	<b>0</b>	<b>3</b>	<b>15</b>	<b>2</b>	<b>30</b>	<b>5</b>	<b>1</b>	<b>5</b>	<b>3</b>	<b>487</b>	<b>.360</b>	<b>4</b>	<b>2</b>	<b>0</b>	<b>0</b>	
<b>OPPONENTS</b>	<b>.203</b>	<b>4</b>	<b>143</b>	<b>14</b>	<b>29</b>	<b>48</b>	<b>8</b>	<b>1</b>	<b>3</b>	<b>14</b>	<b>5</b>	<b>1</b>	<b>5</b>	<b>17</b>	<b>3</b>	<b>36</b>	<b>5</b>	<b>1</b>	<b>4</b>	<b>2</b>	<b>.336</b>	<b>.307</b>	<b>7</b>	<b>1</b>	<b>0</b>	<b>2</b>	
DH	.429	4	7	1	3	3	0	0	0	0	1	0	0	0	0	2	0	1	0	0	0	.429	.429	0	0	0	0

PITCHER	W	L	ERA	G	GS	CG	GF	SHO	SV	IP	H	R	ER	HR	HB	BB	IBB	SO	WP	BK	OPP
																					AVG
Buehrle, M.	0	0	4.91	2	1	0	1	0	1	7.1	7	4	4	1	0	0	0	6	0	0	.250
Contreras, J.	1	0	3.86	1	1	0	0	0	0	7.0	6	3	3	1	3	0	0	2	0	0	.240
Cotts, N.	1	0	0.00	4	0	0	1	0	0	1.1	1	0	0	0	0	1	0	2	0	0	.200
Garcia, F.	1	0	0.00	1	1	0	0	0	0	7.0	4	0	0	0	0	3	1	7	0	0	.174
Garland, J.	0	0	2.57	1	1	0	0	0	0	7.0	7	4	2	1	0	2	0	4	0	0	.292
Hermanson, D.	0	0	0.00	1	0	0	0	0	0	0.1	1	0	0	0	0	0	0	1	0	0	.500
Hernandez, O.	0	0	0.00	1	0	0	0	0	0	1.0	0	0	0	0	0	4	1	2	0	0	.000
Jenks, B.	0	0	3.60	4	0	0	2	0	2	5.0	3	2	2	0	1	2	0	7	0	0	.176
Marte, D.	1	0	0.00	1	0	0	0	0	0	1.2	0	0	0	0	0	2	0	3	0	0	.000
Politte, C.	0	0	3.86	3	0	0	0	0	0	2.1	0	1	1	0	1	2	1	2	1	0	.000
Vizcaino, L.	0	0	0.00	1	0	0	0	0	0	1.0	0	0	0	0	0	1	0	0	0	0	.000
<b>CHICAGO</b>	<b>4</b>	<b>0</b>	<b>2.63</b>	<b>4</b>	<b>4</b>	<b>0</b>	<b>4</b>	<b>1</b>	<b>3</b>	<b>41.0</b>	<b>29</b>	<b>14</b>	<b>12</b>	<b>3</b>	<b>5</b>	<b>17</b>	<b>3</b>	<b>36</b>	<b>1</b>	<b>0</b>	<b>.203</b>
<b>OPPONENTS</b>	<b>0</b>	<b>4</b>	<b>4.58</b>	<b>4</b>	<b>4</b>	<b>0</b>	<b>4</b>	<b>0</b>	<b>0</b>	<b>39.1</b>	<b>44</b>	<b>20</b>	<b>20</b>	<b>6</b>	<b>3</b>	<b>15</b>	<b>2</b>	<b>30</b>	<b>0</b>	<b>0</b>	<b>.286</b>



Scott Podsednik hit the 18th game-ending home run in World Series history off Brad Lidge in Game 2. Podsednik, who did not homer in the regular season, hit two in the playoffs.

# 2008 ALDS

## TAMPA BAY RAYS 3 CHICAGO WHITE SOX 1

**Recap:** Tampa Bay, making its first postseason appearance in the 11-year history of the franchise, defeated the White Sox, 3-1, in the ALDS ... the Sox were outscored, 21-13, and were limited to a .236 (30-127) batting average ... Chicago held the lead in each of the first two games at Tropicana Field ... Jermaine Dye tied a franchise playoff record with four hits in Game 2 ... the Sox six-game road winning streak in the playoffs ended with a 6-4 loss in Game 1 ... Paul Konerko hit two home runs, upping his franchise postseason record to seven ... Octavio Dotel pitched in all four games ... the White Sox reached the playoffs by becoming the first team in major-league history to win each of their last three games of the season, all against a different opponent ... they clinched the AL Central division with a 1-0 victory vs. Minnesota in a one-game playoff at U.S. Cellular Field on October 1 ... Jim Thome's seventh-inning home run was the difference as the Sox reached the postseason for the third time in the decade.

### GAME 1: TAMPA BAY 6, WHITE SOX 4

White Sox	0	0	3	0	0	0	0	1	—	4
Rays	0	1	3	0	2	0	0	0	x	6

**WP:** Shields      **LP:** Vazquez      **Save:** Wheeler  
**Time:** 3:10      **Att:** 35,041      **HR:** Longoria 2, Wise, Konerko

**Recap:** Rookie Evan Longoria went 3-3 with two home runs and three RBI to lead the Rays, making their first ever postseason appearance, to a 6-4 victory over the White Sox in Game 1 of the ALDS ... Dewayne Wise hit a three-run homer in the third inning to give the Sox a 3-1 lead, but Tampa Bay responded with three runs in the bottom of the third and two in the fifth ... Sox starter Javier Vazquez allowed all six runs on eight hits over 4.1 IP ... rookie Clayton Richard threw 3.1 scoreless IP in relief of Vazquez ... Paul Konerko hit a solo home run in the ninth for the White Sox, whose six-game road winning streak in the postseason came to an end.

### GAME 2: TAMPA BAY 6, WHITE SOX 2

White Sox	2	0	0	0	0	0	0	0	—	2
Rays	0	1	0	0	2	0	0	3	x	6

**WP:** Kazmir      **LP:** Buehrle      **Save:** None  
**Time:** 3:10      **Att:** 35,257      **HR:** Iwamura

**Recap:** Tampa Bay took a 2-0 lead in the ALDS with a 6-2 victory over Chicago in Game 2 ... the White Sox carried a 2-1 lead into the fifth inning, but Akinori Iwamura hit a two-run homer off Mark Buehrle to give the Rays a lead they never relinquished ... Tampa Bay added three runs in the eighth inning to put the game out of reach ... the Sox collected 12 hits (all singles) but left 11 runners on base, including six in the first four innings ... Buehrle gave up five runs on 10 hits over 7.0 IP ... Jermaine Dye went 4-5 to tie the club record for hits in a postseason game ... eight of nine Sox starters had at least one hit.

### GAME 3: WHITE SOX 5, TAMPA BAY 3

Rays	0	1	0	0	0	0	2	0	0	—	3
White Sox	0	0	1	3	0	1	0	0	x	—	5

**WP:** Danks      **LP:** Garza      **Save:** Jenks  
**Time:** 3:07      **Att:** 40,142      **HR:** Upton

**Recap:** Twenty-three-year-old left-hander John Danks threw 6.2 solid IP to lead the White Sox to a 5-3 victory over Tampa Bay and trim their deficit in the ALDS to 2-1 ... Danks, making his postseason debut, allowed three runs on seven hits as the White Sox won for the sixth time in their last seven home playoff games ... Danks held the Rays to one run through 6.0

IP before yielding a two-run homer to B.J. Upton in the seventh ... A.J. Pierzynski tied the game at 1-1 with a RBI single in the third inning, and Dewayne Wise's two-run double capped a three-run fourth for the Sox ... three Chicago relievers held the Rays scoreless over the final 2.1 IP, with Bobby Jenks earning the save ... Ken Griffey Jr., playing in the postseason for the first time since 1997 with Seattle, went 2-2 with a walk and run scored ... the White Sox tied a club postseason single-game record with three stolen bases.

### GAME 4: TAMPA BAY 6, WHITE SOX 2

Rays	1	0	1	2	1	0	1	0	0	—	6
White Sox	0	0	0	1	0	1	0	0	0	—	2

**WP:** Sonnanstine      **LP:** Floyd      **Save:** None  
**Time:** 3:13      **Att:** 40,454      **HR:** Upton 2, Konerko, Dye

**Recap:** B.J. Upton hit a pair of home runs as Tampa Bay recorded a 6-2 victory over the White Sox to advance to the American League Championship Series ... Upton hit solo shots off Gavin Floyd in the first and third innings to help the Rays build a 4-0 lead ... Gavin Floyd, a 17-game winner during the regular season, allowed four runs on five hits over 3.2 IP ... rookie Clayton Richard kept the Sox in the game by holding Tampa Bay to one run on two hits over 3.0 IP ... Paul Konerko and Jermaine Dye hit solo home runs in the losing effort ... no other Sox runners advanced past first base ... the Rays outhit the Sox, 10-4, and stole four bases.

## ALDS STATISTICS

Player	AVG	G	AB	R	H	2B	3B	HR	RBI	SB	CS	BB	SO
Pierzynski	.385	4	13	1	5	1	0	0	1	0	1	2	1
Dye	.375	4	16	1	6	1	0	1	1	0	0	1	3
Konerko	.313	4	16	3	5	0	0	2	2	0	0	0	1
Wise	.286	3	7	2	2	1	0	1	5	1	0	1	2
Ramirez	.250	4	12	1	3	0	0	0	2	0	0	1	1
Swisher	.250	3	4	1	1	0	0	0	0	0	0	2	1
Griffey Jr.	.200	3	10	1	2	0	0	0	0	0	0	1	5
Uribe	.167	4	12	0	2	0	0	0	1	1	0	0	5
Cabrera	.125	4	16	1	2	0	0	0	0	0	0	0	3
Thome	.125	4	16	1	2	1	0	0	1	0	0	1	3
Anderson	.000	3	5	1	0	0	0	0	0	1	0	0	4
<b>TOTALS</b>	<b>.236</b>	<b>4</b>	<b>127</b>	<b>13</b>	<b>30</b>	<b>4</b>	<b>0</b>	<b>4</b>	<b>13</b>	<b>3</b>	<b>1</b>	<b>10</b>	<b>29</b>

Pitcher	W-L	ERA	G-GS	CG	SV	IP	H	R	ER	BB	SO
Jenks	0-0	0.00	1-0	0	1	1.0	1	0	0	0	1
Linebrink	0-0	0.00	1-0	0	0	1.0	1	0	0	0	1
Thornton	0-0	0.00	3-0	0	0	3.1	2	0	0	2	2
Richard	0-0	1.42	2-0	0	0	6.1	5	1	1	3	6
Danks	1-0	4.05	1-1	0	0	6.2	7	3	3	3	7
Buehrle	0-1	6.43	1-1	0	0	7.0	10	5	5	0	3
Floyd	0-1	12.00	1-1	0	0	3.0	5	4	4	2	4
Vazquez	0-1	12.46	1-1	0	0	4.1	8	6	6	1	6
Dotel	0-0	13.50	4-0	0	0	1.1	2	2	2	0	3
<b>TOTALS</b>	<b>1-3</b>	<b>5.56</b>	<b>4-4</b>	<b>0</b>	<b>1</b>	<b>34.0</b>	<b>41</b>	<b>21</b>	<b>21</b>	<b>12</b>	<b>33</b>



Jim Thome hit a game-winning solo home run in the seventh inning of Game 163 vs. Minnesota on September 29, 2008 as the White Sox clinched the American League Central title.

FRONT OFFICE

FIELD STAFF

PLAYERS

OPPONENTS

2015 REVIEW

HISTORY

RECORDS

MINOR LEAGUES

MEDIA/MISC.

# 1933 ALL-STAR GAME

## American League 4, National League 2 Comiskey Park, Chicago, Ill. July 6, 1933

NATIONAL (2)				AMERICAN (4)					
ab	r	h	bi	ab	r	h	bi		
Martin (Cardinals), 3b	4	0	0	1	Chapman (Yankees), lf-rf	5	0	1	0
Frisch (Cardinals), 2b	4	1	2	1	Gehring (Tigers), 2b	3	1	0	0
Klein (Phillies), rf	4	0	1	0	Ruth (Yankees), rf	4	1	2	2
P. Waner (Pirates), rf	0	0	0	0	West (Browns), cf	0	0	0	0
Hafey (Reds), lf	4	0	1	0	Gehrig (Yankees), 1b	2	0	0	0
Terry (Giants), 1b	4	0	2	0	Simmons (White Sox), cf-lf	4	0	1	0
Berger (Braves), cf	4	0	0	0	Dykes (White Sox), 3b	3	1	2	0
Bartell (Phillies), ss	2	0	0	0	Cronin (Senators), ss	3	1	1	0
Traynor (Pirates), ph	1	0	1	0	R. Ferrell (Red Sox), c	3	0	0	0
Hubbell (Giants), p	0	0	0	0	Gomez (Yankees), p	1	0	1	1
Cuccinello (Dodgers), ph	1	0	0	0	Crowder (Senators), p	1	0	0	0
Willson (Cardinals), c	1	0	0	0	Averill (Indians), ph	1	0	1	1
O'Doul (Giants), ph	1	0	0	0	Grove (Athletics), p	1	0	0	0
Hartnett (Cubs), c	1	0	0	0					
Hallahan (Cardinals), p	1	0	0	0					
Warneke (Cubs), p	1	1	1	0					
English (Cubs), ss	1	0	0	0					
<b>TOTALS</b>	<b>34</b>	<b>2</b>	<b>8</b>	<b>2</b>	<b>TOTALS</b>	<b>31</b>	<b>4</b>	<b>9</b>	<b>4</b>

	R	H	E	LOB
National League	0	0	0	2
American League	0	0	0	2
	—	2	8	0
	—	4	9	1
	—	5	1	5

E—Gehrig. DP—National 1, American 1. LOB—National 10, American 5.  
2B—Traynor. 3B—Warneke. HR—Ruth, Frisch. SB—Gehring.  
SH—Ferrell.

National League							
	IP	H	R	ER	BB	SO	ERA
Hallahan (L)	2.0	2	3	3	5	1	13.50
Warneke	4.0	6	1	1	0	2	2.25
Hubbell	2.0	1	0	0	1	1	0.00
American League							
	IP	H	R	ER	BB	SO	ERA
Gomez (W)	3.0	2	0	0	0	1	0.00
Crowder	3.0	3	2	2	0	0	6.00
Grove	3.0	3	0	0	0	3	0.00

Hallahan pitched to 3 batters in the 3rd.

T—2:05. A—49,200. Umpires—Dinneen and McGowan (A.L.), Klem and Rigler (N.L.)

### ALL-STAR ROSTERS

**NL—Manager:** John McGraw (Giants); **Coaches:** Max Carey (Dodgers), Bill McKechnie (Braves); **Catchers:** Gabby Hartnett (Cubs), Jim Wilson (Cardinals); **Infielders:** Dick Bartell (Phillies), Tony Cuccinello (Dodgers), Woody English (Cubs), Frankie Frisch (Cardinals), Pepper Martin (Cardinals), Bill Terry (Giants), Pie Traynor (Pirates); **Outfielders:** Wally Berger (Braves), Chick Hafey (Reds), Chuck Klein (Phillies), Lefty O'Doul (Giants), Paul Waner (Pirates); **Pitchers:** Bill Hallahan (Cardinals), Carl Hubbell (Giants), Hal Schumacher (Giants), Lonnie Warneke (Cubs).

**AL—Manager:** Connie Mack (Athletics); **Coaches:** Eddie Collins (Red Sox) and Arthur Fletcher (Yankees); **Catchers:** Bill Dickey (Yankees), Rick Ferrell (Red Sox); **Infielders:** Joe Cronin (Senators), Jimmy Dykes (White Sox), Jimmie Foss (Athletics), Lou Gehrig (Yankees), Charlie Gehringer (Tigers), Tony Lazzeri (Yankees); **Outfielders:** Earl Averill (Indians), Ben Chapman (Yankees), Babe Ruth (Yankees), Al Simmons (White Sox), Sam West (Browns); **Pitchers:** Alvin Crowder (Senators), Wesley Ferrell (Indians), Lefty Gomez (Yankees), Lefty Grove (Athletics), Oral Hildebrand (Indians).



Babe Ruth crosses home plate after hitting the first home run in All-Star Game history

## AMERICAN LEAGUE ALL-STAR TEAM



(Top Row) SHARKEY, CONROY, GEHRIG, RUTH, HILDEBRAND, MACK, CRONIN, GROVE, SHARKEY, DICKEY, SIMMONS, GOMEZ, WES.FERRELL, DYKES, SHARKEY.

(Bottom Row) SCHACHT, COLLINS, LAZZERI, CROWDER, FOSS, FLETCHER, AVERILL, ROMMEL, CHAPMAN, FERRELL, WEST, GEHRINGER, McBRIDE.

# 1950 ALL-STAR GAME

## National League 4, American League 3 (14 innings) Comiskey Park, Chicago, Ill. July 11, 1950

NATIONAL (3)				AMERICAN (13)					
ab	r	h	bi	ab	r	h	bi		
Jones (Phillies), 3b	7	0	1	Rizzuto (Yankees), ss	6	0	2	0	
Kiner (Pirates), lf	6	1	2	Doby (Indians), cf	6	1	2	0	
Musial (Cardinals), 1b	5	0	0	Kell (Tigers), 3b	6	0	0	2	
Robinson (Dodgers), 2b	4	1	1	Williams (Red Sox), lf	4	0	1	1	
Wyrostek (Reds), 2b	2	0	0	D. DiMaggio (Red Sox), lf	2	0	0	0	
Slaughter (Cardinals), cf-ff	4	1	2	Dropo (Red Sox), 1b	3	0	1	0	
Schoendienst (Cards), 2b	1	1	1	Fain (Athletics), 1b	3	0	1	0	
Sauer (Cubs), rf	2	0	0	Evers (Tigers), rf	2	0	0	0	
Pafko (Cubs), cf	4	0	2	J. DiMaggio (Yankees), rf	3	0	0	0	
Campanella (Dodgers), c	6	0	0	Berra (Yankees), c	2	0	0	0	
Marion (Cardinals), ss	2	0	0	Hegan (Indians), c	3	0	0	0	
Konstantly (Phillies), p	0	0	0	Doerr (Red Sox), 2b	3	0	0	0	
Jansen (Giants), p	2	0	0	Coleman (Yankees), 2b	2	0	0	0	
Snider (Dodgers), ph	1	0	0	Raschi (Yankees), p	0	0	0	0	
Blackwell (Reds), p	1	0	0	Michaels (Senators), ph	1	1	1	0	
Roberts (Phillies), p	1	0	0	Lemon (Indians), p	0	1	0	0	
Newcombe (Dodgers), p	0	0	0	Houtteman (Tigers), p	1	0	0	0	
Sisler (Phillies), ph	1	0	1	Reynolds (Yankees), p	1	0	0	0	
Reese (Dodgers), ss	3	0	0	Henrich (Yankees), ph	1	0	0	0	
				Gray (Tigers), p	0	0	0	0	
				Feller (Indians), p	0	0	0	0	
<b>TOTALS</b>	<b>52</b>	<b>4</b>	<b>10</b>	<b>4</b>	<b>TOTALS</b>	<b>49</b>	<b>3</b>	<b>8</b>	<b>3</b>

	R	H	E	LOB
National League	0	2	0	0
American League	0	0	1	0

E—Coleman. DP—National 1, American 1. LOB—National 9, American 6. 2B—Michaels, Doby, Kiner. 3B—Slaughter, Dropo. HR—Kiner, Schoendienst.

National League	IP	H	R	ER	BB	SO	ERA
Roberts	3.0	3	1	1	1	1	3.00
Newcombe	2.0	3	2	2	1	1	9.00
Konstantly	1.0	0	0	0	0	2	0.00
Jansen	5.0	1	0	0	0	6	0.00
Blackwell (W)	3.0	1	0	0	0	2	0.00

American League	IP	H	R	ER	BB	SO	ERA
Raschi	3.0	2	2	2	0	1	6.00
Lemon	3.0	1	0	0	0	2	0.00
Houtteman	3.0	3	1	1	1	0	3.00
Reynolds	3.0	1	0	0	0	1	0.00
Gray (L)	0.1	3	1	1	0	1	27.00
Feller	0.2	0	0	0	1	1	0.00

WP—Roberts. PB—Hegan. T—3:19. A—46,127. Umpires—McGowan, Rommel and Stevens (A.L.), Pinelli, Conlan and Robb (N.L.)

### ALL-STAR ROSTERS

**NL—Manager:** Burt Shotton (Dodgers); **Coaches:** Jake Pitler (Dodgers) and Mike Stock (Dodgers); **Catchers:** Roy Campanella (Dodgers), Walker Cooper (Braves); **Infielders:** Gil Hodges (Dodgers), Willie Jones (Phillies), Marty Marion (Cardinals), Stan Musial (Cardinals), Pee Wee Reese (Dodgers), Jackie Robinson (Dodgers), Red Schoendienst (Cardinals), Eddie Stanky (Giants); **Outfielders:** Ralph Kiner (Pirates), Andy Pafko (Cubs), Hank Sauer (Cubs), Dick Sisler (Phillies), Enos Slaughter (Cardinals), Duke Snider (Dodgers), John Wyrostek (Reds); **Pitchers:** Ewell Blackwell (Reds), Larry Jansen (Giants), Jim Konstanty (Phillies), Don Newcombe (Dodgers), Robin Roberts (Phillies), Preacher Roe (Dodgers), Bob Rush (Cubs), Warren Spahn (Braves).

**AL—Manager:** Casey Stengel (Yankees); **Coaches:** Frank Crossetti (Yankees) and Bill Dickey (Yankees); **Catchers:** Yogi Berra (Yankees), Jim Hegan (Indians), Sherm Lollar (Yankees); **Infielders:** Jerry Coleman (Yankees), Bobby Doerr (Red Sox), Walt Dropo (Red Sox), Ferris Fain (Athletics), Tommy Henrich (Yankees), George Kell (Tigers), Cass Michaels (Senators), Phil Rizzuto (Yankees), Vern Stephens (Red Sox); **Outfielders:** Dom DiMaggio (Red Sox), Joe DiMaggio (Yankees), Larry Doby (Indians), Walter "Hoot" Evers (Tigers), Ted Williams (Red Sox); **Pitchers:** Tommy Byrne (Yankees), Bob Feller (Indians), Ted Gray (Tigers), Art Houtteman (Tigers), Bob Lemon (Indians), Vic Raschi (Yankees), Allie Reynolds (Yankees), Ray Scarborough (White Sox).

\*\*\*\*\*

**THE ALL STAR GAME COMES HOME**

PLAYED FOR THE BENEFIT OF MAJOR LEAGUE BASEBALL PLAYERS PENSION FUND

UNDER THE AUSPICES OF THE SIXTEEN MAJOR LEAGUE BASEBALL CLUBS

**COMISKEY PARK**  
CHICAGO, ILLINOIS

1950

**ALL STAR GAME**  
American League vs. National League

**RAIN CHECK**  
RETAIN THIS CHECK  
NOT GOOD IF DETACHED

**JULY 11**  
1950

READ IMPORTANT NOTICES ON REVERSE SIDE

**ALBERT B. CHANDLER**  
Commissioner of Baseball

**ENTER GATE 7**

BOX 28

TIER 4

SEAT 4

**LOWER DECK BOX \$5.00**

Est. Price 417—Fed. Tax .83

\*\*\*\*\*

FRONT OFFICE  
FIELD STAFF  
PLAYERS  
OPPONENTS  
2015 REVIEW  
HISTORY  
RECORDS  
MINOR LEAGUES  
MEDIAMISC.



# 1983 ALL-STAR GAME

## American League 13, National League 3 Comiskey Park, Chicago, Ill. July 6, 1983

NATIONAL (3)	ab	r	h	bi	AMERICAN (13)	ab	r	h	bi
Sax (Dodgers), 2b	3	1	1	1	Carew (Angels), 1b	3	2	2	2
Hubbard (Braves), 2b	1	0	1	0	Murray (Orioles), 1b	2	0	0	0
Raines (Expos), lf	3	0	0	0	Yount (Brewers), ss	2	1	0	1
Madlock (Pirates), 3b	1	0	0	0	Ripken (Orioles), ss	0	0	0	0
Dawson (Expos), cf	3	0	0	0	Lynn (Angels), cf	3	1	1	4
Dravecky (Padres), p	0	0	0	0	Wilson (Royals), cf	1	0	1	1
Perez (Braves), p	0	0	0	0	Rice (Red Sox), lf	4	1	2	1
Orosco (Mets), p	0	0	0	0	Oglivie (Brewers), rf	1	0	0	0
Bench (Reds), ph	1	0	0	0	Young (Mariners), p	0	0	0	0
L. Smith (Cubs), p	0	0	0	0	Quisenberry (Royals), p	0	0	0	0
Oliver (Expos), 1b	2	1	1	0	Brett (Royals), 3b	4	2	2	1
Evans (Giants), 1b	1	0	0	0	Simmons (Brewers), c	2	0	0	0
Murphy (Braves), rf	3	0	1	1	Parrish (Tigers), c	2	0	0	0
Guerrero (Dodgers), 3b-rf	1	0	0	0	Cooper (Brewers), ph	1	1	1	0
Schmidt (Phillies), 3b	3	0	0	0	Boone (Angels), c	0	0	0	0
Benedict (Braves), c	1	0	1	0	Winfield (Yankees), rf	3	2	3	1
Carter (Expos), c	2	0	0	0	Kittle (White Sox), lf-rf	2	1	1	0
Durham (Cubs), rf	2	0	0	0	Trillo (Indians), 2b	3	1	1	0
O. Smith (Cardinals), ss	2	1	1	0	Whitaker (Tigers), 2b	1	1	1	2
McGee (Cardinals), cf	2	1	1	0	Stieb (Blue Jays), p	0	0	0	0
Soto (Reds), p	1	0	0	0	DeCinces (Angels), ph	1	0	0	0
Hammaker (Giants), p	0	0	0	0	Honeycutt (Rangers), p	0	0	0	0
Dawley (Astros), p	0	0	0	0	Ward (Twins), ph	1	0	0	0
Thon (Astros), ss	3	0	1	0	Stanley (Red Sox), p	0	0	0	0
					Yastrzem. (Red Sox), ph	1	0	0	0
					Henderson (Athletics), lf	1	0	0	1
<b>TOTALS</b>	<b>35</b>	<b>3</b>	<b>8</b>	<b>2</b>	<b>TOTALS</b>	<b>38</b>	<b>13</b>	<b>15</b>	<b>13</b>

	R	H	E	LOB
National League	1	0	0	1
American League	1	1	7	0

E—Stieb, Carew, Schmidt, Sax, Guerrero. DP—American 2. LOB—National 6, American 9.  
2B—Winfield, Oliver, Wilson, Brett. 3B—Brett, Whitaker. HR—Rice, Lynn. SB—Sax, Raines.  
SH—Stieb. SF—Brett, Young, Whitaker.

National League	IP	H	R	ER	BB	SO	ERA
Soto (L)	2.0	2	2	0	2	2	0.00
Hammaker	0.2	6	7	7	1	0	94.50
Dawley	1.1	1	0	0	0	1	0.00
Dravecky	2.0	1	0	0	0	2	0.00
Perez	0.2	3	2	2	1	1	27.00
Orosco	0.1	0	0	0	0	1	0.00
L. Smith	1.0	2	2	1	0	1	9.00

American League	IP	H	R	ER	BB	SO	ERA
Stieb (W)	3.0	0	1	0	1	4	0.00
Honeycutt	2.0	5	2	2	0	0	9.00
Stanley	2.0	2	0	0	0	0	0.00
Young	1.0	0	0	0	0	0	0.00

PB—Benedict. T—3:05. A—43,801. Umpires—HP, Maloney (AL).  
1B, Wendelstedt (NL), 2B, Hendry (AL), 3B, Quick (NL), LF, Shulock (AL),  
RF, Pallone (NL).

\*Most Valuable Player: Fred Lynn (Angels)

### ALL-STAR ROSTERS

NL—**Manager:** Whitey Herzog (Cardinals); **Coaches:** Pat Corrales (Phillies), Tommy Lasorda (Dodgers) and Joe Torre (Braves); **Catchers:** Bruce Benedict (Braves), Gary Carter (Expos), Terry Kennedy (Padres); **Infielders:** Johnny Bench (Reds), Darrell Evans (Giants), Pedro Guerrero (Dodgers), Glenn Hubbard (Braves), Bill Madlock (Pirates), Al Oliver (Expos), Steve Sax (Dodgers), Mike Schmidt (Phillies), Ozzie Smith (Cardinals), Dickie Thon (Astros); **Outfielders:** Andre Dawson (Expos), Leon Durham (Cubs), George Hendrick (Cardinals), Willie McGee (Cardinals), Dale Murphy (Cardinals), Tim Lincecum (Expos); **Pitchers:** Bill Dawley (Astros), Dave Dravecky (Padres), Atlee Hammaker (Giants), Gary Lavelle (Giants), Jesse Orosco (Mets), Pascual Perez (Braves), Steve Rogers (Expos), Lee Smith (Cubs), Mario Soto (Reds), Fernando Valenzuela (Dodgers).

AL—**Manager:** Harvey Kuenn (Brewers); **Coaches:** Joe Altobelli (Orioles), Billy Gardner (Twins); **Catchers:** Bob Boone (Angels), Lance Parrish (Tigers), Ted Simmons (Brewers); **Infielders:** George Brett (Royals), Rod Carew (Angels), Cecil Cooper (Brewers), Doug DeCinces (Angels), Eddie Murray (Orioles), Cal Ripken (Orioles), Manny Trillo (Indians), Lou Whitaker (Tigers), Robin Yount (Brewers); **Outfielders:** Rickey Henderson (Athletics), Reggie Jackson (Angels), Ron Kittle (White Sox), Fred Lynn (Angels), Ben Oglivie (Brewers), Jim Rice (Red Sox), Gary Ward (Twins), Willie Wilson (Royals), Dave Winfield (Yankees), Carl Yastrzemski (Red Sox); **Pitchers:** Ron Guidry (Yankees), Rick Honeycutt (Rangers), Aurelio Lopez (Tigers), Tippy Martinez (Orioles), Dan Quisenberry (Royals), Bob Stanley (Red Sox), Dave Stieb (Blue Jays), Rick Sutcliffe (Indians), Matt Young (Mariners).



# 2003 ALL-STAR GAME

## American League 7, National League 6 U.S. Cellular Field, Chicago, Ill. July 15, 2003

### ALL-STAR ROSTERS

**NL—Manager:** Dusty Baker (Cubs); **Coaches:** Tony LaRussa (Cardinals), Lloyd McClendon (Pirates); **Catchers:** Paul LoDuca (Dodgers), Javy Lopez (Braves); **Infielders:** Aaron Boone (Reds), Luis Castillo (Marlins), Rafael Furcal (Braves), Marcus Giles (Braves), Todd Helton (Rockies), Mike Lowell (Marlins), Edgar Renteria (Cardinals), Scott Rolan (Cardinals), Richie Sexson (Brewers), Jose Vidro (Expos); **Outfielders:** Barry Bonds (Giants), Jim Edmonds (Cardinals), Luis Gonzalez (Diamondbacks), Geoff Jenkins (Brewers), Andruw Jones (Braves), Albert Pujols (Cardinals), Gary Sheffield (Braves), Rondell White (Padres), Preston Wilson (Rockies); **Pitchers:** Armando Benitez (Mets), Kevin Brown (Dodgers), Shawn Chacon (Rockies), Eric Gagne (Dodgers), Russ Ortiz (Braves), Mark Prior (Cubs), Jason Schmidt (Angels), John Smoltz (Braves), Billy Wagner (Astros), Mike Williams (Pirates), Woody Williams (Cardinals), Dontrelle Willis (Marlins), Randy Wolf (Phillies), Kerry Wood (Cubs).

**AL—Manager:** Mike Scioscia (Angels); **Coaches:** Ron Gardenhire (Twins), Jerry Manuel (White Sox); **Catchers:** Ramon Hernandez (Athletics), Jorge Posada (Yankees), Jason Varitek (Red Sox); **Infielders:** Hank Blalock (Rangers), Bret Boone (Mariners), Carlos Delgado (Blue Jays), Nomar Garciaparra (Red Sox), Jason Giambi (Yankees), Troy Glaus (Angels), Edgar Martinez (Mariners), Alex Rodriguez (Rangers), Alfonso Soriano (Yankees), Mike Sweeney (Royals); **Outfielders:** Garret Anderson (Angels), Carl Everett (White Sox), Hideki Matsui (Yankees), Melvin Mora (Orioles), Magglio Ordonez (White Sox), Manny Ramirez (Red Sox), Ichiro Suzuki (Mariners), Vernon Wells (Blue Jays), Dmitri Young (Tigers); **Pitchers:** Lance Carter (Devil Rays), Roger Clemens (Yankees), Brendan Donnelly (Angels), Keith Foulke (Athletics), Eddie Guardado (Twins), Roy Halladay (Blue Jays), Shigetoshi Hasegawa (Mariners), Esteban Loaiza (White Sox), Mike MacDougal (Royals), Jamie Moyer (Mariners), Mark Mulder (Athletics), CC Sabathia (Indians), Barry Zito (Athletics).

NATIONAL (3)	ab	r	h	bi	AMERICAN (13)	ab	r	h	bi
Renteria (Cardinals), ss	2	0	0	0	Suzuki (Mariners), rf	1	1	0	0
Furcal (Braves), ph-ss	3	1	1	0	Ordonez (White Sox), ph-rf	1	0	0	0
Edmonds (Cardinals), cf	2	0	1	0	Soriano (Yankees), 2b	3	0	0	0
Jones (Braves), ph-cf	2	2	2	3	Giambi (Yankees), 1b	1	1	1	1
Pujols (Cardinals), lf	3	0	1	1	Delgado (Blue Jays), 1b	3	0	1	1
Gonzalez (Diamondbacks), lf	1	0	1	0	Hernandez (Athletics), c	1	0	0	0
Bonds (Giants), dh	3	0	0	0	Rodriguez (Rangers), ss	3	1	1	0
White (Padres), ph-dh	1	0	0	0	Garciaparra (Red Sox), ss	1	0	0	0
Sheffield (Braves), rf	1	1	0	0	Anderson (Angels), lf	4	1	3	2
Wilson (Rockies), rf	2	0	1	0	Mora (Orioles), pr-if	0	1	0	0
Helton (Rockies), 1b	2	1	1	2	Martinez (Mariners), dh	2	0	0	0
Sexson (Brewers), 1b	2	0	0	0	Everett (White Sox), ph-dh	1	0	0	0
Rolan (Cardinals), 3b	2	1	1	0	Matsui (Yankees), cf	2	0	1	0
Lowell (Marlins), 3b	1	0	1	0	Wells (Blue Jays), pr-cf	2	1	1	1
Boone (Reds), ph-3b	1	0	0	0	Glaus (Angels), 3b	3	0	0	0
Lopez (Braves), c	2	0	0	0	Blalock (Rangers), ph-3b	1	1	1	2
Lo Duca (Dodgers), ph-c	2	0	1	0	Posada (Yankees), c	2	0	0	0
Vidro (Expos), 2b	2	0	0	0	Boone (Mariners), 2b	2	0	0	0
Castillo (Marlins), 2b	2	0	0	0					
<b>TOTALS</b>	<b>36</b>	<b>6</b>	<b>11</b>	<b>6</b>	<b>TOTALS</b>	<b>33</b>	<b>7</b>	<b>9</b>	<b>7</b>

#### R H E LOB

National League	0	0	0	5	0	1	0	0	—	6	11	1	4	
American League	0	0	1	0	0	2	1	3	x	—	7	9	0	5

E—Furcal (NL) (1). DP—American 2 (Rodriguez to Boone to Giambi; Garciaparra to Giambi). LOB—National 4, American 5. Scoring Position—National, 3 for 4; American, 4 for 7. 2B—A. Jones (1), Lowell (NL) (1), G.Anderson (1), Wells (AL) (1). HR—A.Jones (1), Helton (NL) (1), Ja.Giambi (1), G.Anderson (1), Blalock (AL) (1). GDP—White (NL), Sexson (NL).


National League	IP	H	R	ER	BB	SO	#Pit	ERA
Schmidt (Giants)	2.0	1	0	0	0	3	26	0.00
Wolf (Phillies)	1.0	1	1	1	1	2	17	9.00
Wood (Cubs)	1.0	1	0	0	0	2	16	0.00
Ortiz (Braves)	1.0	0	0	0	1	2	21	0.00
W.Williams (Cardinals)	1.0	2	2	2	0	1	15	18.00
Wagner (Astros), (H,1)	1.0	1	1	1	0	0	10	9.00
Gagne (Dodgers), (L,0-1;BS,1)	1.0	3	3	3	0	1	24	27.00
American League	IP	H	R	ER	BB	SO	#Pit	ERA
Loaiza (White Sox)	2.0	1	0	0	0	1	27	0.00
Clemens (Yankees)	1.0	0	0	0	0	2	15	0.00
Moyer (Mariners)	1.0	0	0	0	0	1	10	0.00
Hasegawa (Mariners)	0.2	3	4	4	1	1	23	54.00
Guardado (Twins)	0.1	2	1	1	0	0	8	27.00
Mulder (Athletics)	2.0	5	1	1	0	1	33	4.50
Donnelly (Angels), (W,1-0)	1.0	0	0	0	0	1	11	0.00
Foulke (Athletics), (S,1)	1.0	0	0	0	0	0	14	0.00

HBP—Martinez by Schmidt (NLS). WP—Wolf. T—2:38. A—47,609. Umpires—HP, Tim McClelland. 1B, Larry Young. 2B, Gary Darling. 3B, Gary Cederstrom. LF, Mark Carlson. RF, Bill Welke.

\*Most Valuable Player: Garrett Anderson (Angels)




Sox All-Stars Esteban Loaiza, Magglio Ordonez and Carl Everett.



Esteban Loaiza became the first White Sox pitcher since Early Wynn in 1959 to start an All-Star Game. Loaiza threw 2.0 scoreless IP.

# RECORDS



**Chris Sale struck out an American League-best and franchise-record 274 batters in 2015, breaking the previous mark of 269 set in 1908 by Hall-of-Famer Ed Walsh.**

# TEAM RECORDS

## OVERALL WINS

100.....	1917
99.....	2005
99.....	1983
98.....	1964
96.....	1920

## HOME WINS

57.....	1917
55.....	1972
55.....	1983
54.....	2008
54.....	1906

## ROAD WINS

52.....	2005
49.....	2000
49.....	1993
49.....	1954
48.....	1953

## AL EAST WINS

49.....	1982
48.....	1993
47.....	1992
47.....	1990
45.....	1991

## AL CENTRAL WINS

52.....	2005
44.....	2008
42.....	2003
42.....	2001
40.....	Three times

## AL WEST WINS

55.....	1983
51.....	1977
48.....	1978
48.....	1972
48.....	1971

## NL EAST WINS

8.....	2013
8.....	2010
6.....	2004
5.....	2002
1.....	Twice

## NL CENTRAL WINS

14.....	2006
12.....	2001
12.....	2000
9.....	2015
9.....	1999

## OVERALL WIN PCT.

.649 (100-54).....	1917
.629 (88-52).....	1919
.623 (96-58).....	1920
.616 (93-58).....	1906
.611 (99-63).....	Twice

## HOME WIN PCT.

.740 (57-20).....	1917
.705 (55-23).....	1972
.701 (54-23).....	1906
.679 (55-26).....	1983
.675 (52-25).....	1920

## ROAD WIN PCT.

.642 (52-29).....	2005
.636 (49-28).....	1954
.623 (48-29).....	1953
.610 (47-30).....	1959
.605 (49-32).....	Twice

## AL EAST WIN PCT.

.606 (20-13).....	2005
.597 (37-25).....	1996
.583 (21-15).....	2003
.583 (49-35).....	1982
.571 (48-36).....	1993

## AL CENTRAL WIN PCT.

.703 (52-22).....	2005
.603 (44-29).....	2008
.592 (29-20).....	2000
.558 (29-23).....	1995
.553.....	Three times

## AL WEST WIN PCT.

.705 (55-23).....	1983
.636 (21-12).....	2015
.632 (24-14).....	1994
.603 (47-31).....	1990
.590 (46-32).....	1993

## NL EAST WIN PCT.

.889 (8-1).....	2010
.500 (8-8).....	2013
.500 (6-6).....	2004
.417 (5-7).....	2002
.333.....	Twice

## NL CENTRAL WIN PCT.

.778 (14-4).....	2006
.778 (7-2).....	2010
.667 (6-3).....	2008
.667 (12-6).....	2001
.667 (12-6).....	2000

## NL WEST WINS

9.....	2005
8.....	2014
6.....	2011
6.....	2008
6.....	2003

## VS. LHP WINS

40.....	1990
40.....	1964
37.....	1983
35.....	1963
32.....	1956

## VS. RHP WINS

79.....	2005
74.....	2000
71.....	1961
71.....	1960
69.....	1959

## DAY WINS\*

65.....	1957
65.....	1954
62.....	1959
60.....	1956
59.....	1955

## NIGHT WINS

72.....	1990
69.....	2000
69.....	1993
66.....	1983
64.....	Twice

## ONE-RUN WINS

38.....	1972
38.....	1967
35.....	2005
35.....	1959
35.....	1908

## EXTRA-INNING WINS

15.....	1991
15.....	1965
14.....	1966
13.....	2015
13.....	1920

## MONTHLY WINS

23.....	September 1905
22.....	11 times

\*Since 1939

## NL WEST WIN PCT.

.750 (9-3).....	2005
.667 (6-3).....	2011
.667 (2-1).....	2009
.667 (6-3).....	2008
.500.....	Twice

## VS. LHP WIN PCT.

.677 (21-10).....	2000
.667 (30-15).....	1954
.661 (37-19).....	1983
.615 (40-25).....	1990
.615 (24-15).....	1955

## VS. RHP WIN PCT.

.637 (65-37).....	1953
.632 (79-46).....	2005
.625 (65-39).....	1972
.624 (58-35).....	1964
.613 (68-43).....	1965

## DAY WIN PCT.

.649 (37-20).....	2005
.647 (48-26).....	1965
.647 (33-18).....	1983
.636 (21-12).....	1994
.633.....	Twice

## NIGHT WIN PCT.

.689 (31-14).....	1955
.651 (69-37).....	2000
.605 (46-30).....	1960
.604 (29-19).....	1954
.602 (50-33).....	1964

## ONE-RUN WIN PCT.

.700 (35-15).....	1959
.655 (38-20).....	1972
.648 (35-19).....	2005
.622 (28-17).....	1983
.615 (32-20).....	1905

## EXTRA-INNING WIN PCT.

.917 (11-1).....	1906
.833 (10-2).....	1945
.800 (12-3).....	1959
.737 (14-5).....	1920
.727 (8-3).....	1983

## MONTHLY WIN PCT.

.840 (21-4).....	August 1906
.800 (20-5).....	May 1951
.786 (22-6).....	Sept. 1983
.786 (22-6).....	July 1977
.750 (18-6).....	Sept. 1926

## Interleague Information

The White Sox are 191-152 (.557) all-time in interleague play, the fourth-best winning percentage in baseball, and have gone 87-63 (.580) since 2008. The Sox are 99-71 at home and 92-81 on the road vs. National League teams. They have hit 428 home runs, the second-highest total in baseball behind Toronto (446). Paul Konerko ranks second all-time with 60 home runs and tied for third with 179 RBI.



# TEAM RECORDS

## APRIL WINS

17	.....2006
17	.....2005
17	.....2000
16	.....2002
15	.....1996

## MAY WINS

20	.....1963
20	.....1951
20	.....1901
19	.....1965
19	.....1954

## JUNE WINS

22	.....1961
21	.....1964
21	.....1956
20	.....2000
19	.....Four times

## JULY WINS

22	.....1977
22	.....1920
22	.....1919
22	.....1916
20	.....Four times

## AUGUST WINS

22	.....1983
22	.....1965
22	.....1956
22	.....1917
21	.....Five times

## SEPT./OCT. WINS

27	.....1905
24	.....1983
24	.....1904
22	.....1906
20	.....1993

## FIRST-HALF WINS

57	.....2006
57	.....2005
55	.....2000
54	.....2008
54	.....1977

## SECOND-HALF WINS

59	.....1983
54	.....1964
51	.....1959
49	.....1993
49	.....1965

## APRIL WIN PCT.

.857	(6-1)	.....1919
.778	(7-2)	.....1920
.769	(10-3)	.....1966
.750	(9-3)	.....1935
.714	(10-4)	.....1912

## MAY WIN PCT.

.800	(20-5)	.....1951
.750	(18-6)	.....1919
.741	(20-7)	.....1901
.708	(17-7)	.....1907
.696	(16-7)	.....Twice

## JUNE WIN PCT.

.741	(20-7)	.....2000
.731	(19-7)	.....1915
.720	(18-7)	.....2005
.714	(15-6)	.....1902
.708	(19-8)	.....2006

## JULY WIN PCT.

.786	(22-6)	.....1977
.741	(20-7)	.....1959
.704	(19-8)	.....1991
.692	(18-8)	.....2010
.690	(20-9)	.....1960

## AUGUST WIN PCT.

.840	(21-4)	.....1906
.724	(21-8)	.....1954
.710	(22-9)	.....1983
.710	(22-9)	.....1917
.700	(21-9)	.....1959

## SEPT./OCT. WIN PCT.

.800	(24-6)	.....1983
.750	(18-6)	.....1926
.720	(18-7)	.....1998
.714	(20-8)	.....1916
.688	(22-10)	.....1987

## FIRST-HALF WIN PCT.

.663	(57-29)	.....2005
.647	(57-31)	.....2006
.632	(55-32)	.....2000
.628	(49-29)	.....1957
.615	(48-30)	.....1990

## SECOND-HALF WIN PCT.

.694	(59-26)	.....1983
.671	(51-25)	.....1959
.645	(49-27)	.....1993
.614	(54-34)	.....1964
.610	(47-30)	.....1963

## BEST HOMESTANDS

7-0	July 5-11, 2010	.....K.C./LAA
7-0	June 3-9, 2008	.....K.C./Min.
7-0	Sept. 5-11, 1983	.....Oak./Calif.
7-0	April 18-26, 1972	.....Tex./K.C./Cle.
7-0	May 12-16, 1965	.....K.C./LAA
6-0	August 20-26, 2012	.....Sea./NYY
6-0	July 13-19, 1989	.....Mil./NYY
16-1	June 5-21, 1908	.....Wash./Phi./NYY/Bos.
15-1	June 13-25, 1961	.....LAA/Min./Cle./Wash./Det.
15-1	July 27-August 13, 1906	.....Wash./Phi./NYY/Bos.

## BEST ROAD TRIPS

7-0	June 12-18, 2000	.....Cle./NYY
6-0	June 22-27, 1990	.....Oak./Cal.
5-0	April 11-17, 1982	.....NYY/Bos./Bal.
11-0	May 15-27, 1951	.....Bos./NYY/Wash./Phi./Cle.
10-1	August 13-22, 1965	.....Bos./Wash./KC
8-1	June 11-20, 2010	.....Chi.-NL/Pit./Wash.
8-1	April 18-May 1, 1912	.....STL/Cle./Det.
7-1	July 23-30, 2015	.....Cle./Bos.
6-1	August 15-22, 2013	.....Min./K.C.
6-1	June 25-July 1, 2007	.....T.B./K.C.
6-1	June 12-18, 2006	.....Tex./Cin.
6-1	June 26-July 2, 1995	.....Min./Mil./K.C.
6-1	July 5-10, 1994	.....Det./Mil.
6-1	April 8-17, 1991	.....Bal./Det./NYY
6-1	August 10-16, 1962	.....K.C./Cle.
6-1	April 23-30, 1919	.....STL/Det.

## BEST HOME RECORDS, OPPONENT

12-0	St. Louis	.....1915
11-0	Boston	.....1960
11-0	Washington	.....1944
9-0	California	.....1965
9-0	Kansas City A's	.....1964
7-0	Seattle	.....2010
7-0	Seattle	.....1983
6-0	Cleveland	.....1993
6-0	Kansas City	.....1990
6-0	Milwaukee	.....1989
6-0	Cleveland	.....1984
6-0	Baltimore	.....1982
6-0	Milwaukee	.....1972

## BEST ROAD RECORDS, OPPONENT

6-0	Kansas City	.....1997
6-0	Milwaukee	.....1990
6-0	California	.....1980
5-0	Detroit	.....1992

## Perfect Homestands

The White Sox recorded the seventh perfect homestand in franchise history (six games or more) on August 20-26, 2012, sweeping three-game series from the Yankees and Seattle. The Sox also have accomplished the feat in 2010 (7-0 vs. Kansas City and Los Angeles-AL), 2008 (7-0 vs. Kansas City and Minnesota), 1989 (6-0 vs. Milwaukee and New York), 1983 (7-0 vs. Oakland and California), 1972 (7-0 vs. Texas, Kansas City and Cleveland) and 1965 (7-0 vs. Kansas City and Los Angeles).



# TEAM RECORDS

## SEASON

Highest Batting Average .....	295 (1920)
Most .300 Hitters (min. 300 AB).....	5 (1920, '24, '36, '37)
Lowest Batting Average.....	.211 (1910)
Most At-Bats .....	5,657 (2006)
Most Hits.....	1,615 (2000)
Most Singles.....	1,199 (1936)
Most Doubles.....	325 (2000)
Most Triples .....	102 (1915)
Most Home Runs.....	242 (2004)
Most Extra-Base Hits.....	574 (2000)
Most Consecutive Games With Home Run .....	17 (2000, 28 HR)
Most Grand Slams.....	12 (2008)
Most Pinch-Hit Home Runs .....	9 (1984)
Most Total Bases .....	2,654 (2000)
Highest Slugging Percentage.....	.470 (2000)
Most RBI.....	926 (2000)
Most Runs .....	978 (2000)
Most Strikeouts.....	1,362 (2014)
Most Bases On Balls .....	702 (1949)
Most Stolen Bases.....	280 (1901)
Fewest Stolen Bases.....	19 (1950)
Most Sacrifice Hits.....	270 (1915)
Most Sacrifice Flies.....	69 (1992)
Highest Fielding Percentage.....	.988 (2012)
Fewest Errors.....	70 (2012)
Most Consecutive Errorless Games .....	9 (1955, '64, '95)
Most Errors.....	345 (1901)
Most Passed Balls.....	45 (1965)
Most Double Plays.....	190 (2000)
Lowest Earned Run Average.....	1.99 (1905)
Highest Earned Run Average.....	5.41 (1934)
Most Complete Games.....	134 (1904)
Most Shutouts.....	32 (1906)
Most Saves.....	68 (1990)
Most Strikeouts (Opponents).....	1,359 (2015)
Fewest Walks Issued.....	255 (1906)
Most Walks Issued .....	734 (1950)
Most Players Used .....	50 (1932)
Fewest Players Used.....	19 (1905)
Most Pitchers Used .....	26 (1932, 1995 and 2014)
Fewest Pitchers Used.....	6 (1905)

## SINGLE-GAME

Runs .....	29, April 23, 1955 at Kansas City*
Runs (Inning).....	13, 4th, Sept. 26, 1943 vs. Washington
Hits .....	29, April 23, 1955 at Kansas City
Singles.....	21, April 23, 1981 vs. Baltimore
Doubles.....	10, Sept. 4, 2012 vs. Minnesota
Triples.....	6, Sept. 9, 1901 (Game 2) vs. Boston; Sept. 15, 1901 vs. Milwaukee; Sept. 17, 1920 vs. New York
Home Runs.....	7, April 23, 1955 at Kansas City
Extra-Base Hits.....	13, June 8, 2004 vs. Philadelphia
Grand Slams.....	2, May 1, 1901 vs. Detroit (MacFarland, Hoy); Sept. 4, 1995 at Texas (Ventura 2)
Pinch-Hit Home Runs.....	2, July 6, 1980 vs. Oakland (Lamar Johnson, Greg Pryor)
Stolen Bases .....	11, July 2, 1909 vs. St. Louis
Strikeouts.....	21, March 31, 1996 at Seattle
Errors.....	12, May 6, 1903 vs. Detroit
Left On Base.....	21, Sept. 19, 2010 vs. Detroit
Double Plays .....	6, August 7, 2009 vs. Cleveland; Sept. 2, 1973 vs. California
Shortest Game .....	1:08, August 29, 1915, Sox 5, Philadelphia 0

\*American League record

FRONT OFFICE  
FIELD STAFF  
PLAYERS  
OPPONENTS  
2015 REVIEW  
HISTORY  
RECORDS  
MINOR LEAGUES  
MEDIAMISC.

# INDIVIDUAL RECORDS

## SINGLE-GAME

Hits	6, Alex Rios, July 9, 2013 at Detroit; Lance Johnson, September 23, 1995 at Minnesota; Floyd Robinson, July 22, 1962 at Boston; Hank Steinbacher, June 22, 1938 vs. Washington; Rip Radcliff, July 18, 1936 at Philadelphia #
Doubles	4, Mike Kreevich, September 4, 1937 at Detroit; Marv Owen, April 23, 1939 vs. St. Louis #
Triples	3, Lance Johnson, September 23, 1995 at Minnesota #
Home Runs	4, Pat Seerey, July 18, 1948 at Philadelphia (11 innings) #
Grand Slams	2, Robin Ventura, September 4, 1995 at Texas #
Total Bases	16, Pat Seerey, July 18, 1948 at Philadelphia (11 innings) #
RBI	8, Robin Ventura, September 4, 1995 at Texas; Jim Spencer (twice), May 14, 1977 vs. Cleveland and July 2, 1977 vs. Minnesota; Tommy McCraw, May 24, 1967 at Minnesota; Carl Reynolds, July 2, 1930 at New York;
RBI (Inning)	6, Sam Melee, June 10, 1952 at Philadelphia #
Stolen Bases	4, Scott Podsednik, May 1, 2006 vs. Cleveland, May 7, 2005 vs. Baltimore and May 14, 2005 at Toronto; Lou Frazier, April 19, 1998 at Toronto; George Davis, June 14, 1905; Jimmy Callahan, September 16, 1905 vs. St. Louis
Walks	5, Tony Muser, July 3, 1973 at Texas; Frank Thomas, June 5, 1996 at Boston; Jim Thome, April 19, 2007 vs. Texas
Strikeouts (hitter, nine-inning game)	5, Jim Landis, July 28, 1957 at Baltimore #
Strikeouts (pitcher)	16, Jack Harshman, July 25, 1954 at Boston
Consecutive Strikeouts (pitcher)	7, Joe Cowley, May 28, 1986 at Texas (AL record to begin a game)
Walks (pitcher)	12, Vallie Eaves, April 22, 1940 vs. Detroit

#Tied American League record

## SINGLE-SEASON BATTING

Most Games	163, Albert Belle (1998), Greg Walker (1985), Don Buford (1963)
Most At-Bats	661, Orlando Cabrera (2008)
Most Runs	135, John Mostil (1925)
Most Hits	224, Eddie Collins (1920)
Most Singles	170, Eddie Collins (1920)
Most Doubles	48, Albert Belle (1998)
Most Triples	21, Joe Jackson (1916)
Most Home Runs	49, Albert Belle (1998)
Most Right-Handed Home Runs	49, Albert Belle (1998)
Most Left-Handed Home Runs	42, Jim Thome (2006)
Most Home Home Runs	30, Frank Thomas (2000)
Most Road Home Runs	25, Frank Thomas (1995)
Most Rookie Home Runs	35, Ron Kittle (1983)
Most Home Runs, One Month	16, Albert Belle (1998)
Most Grand Slams	4, Albert Belle (1997), Alexei Ramirez (2008)
Most Total Bases	399, Albert Belle (1998)
Most Sacrifice Hits	44, Buck Weaver (1916)
Most Sacrifice Flies	15, Albert Belle (1998), Magglio Ordonez (2000)
Most Stolen Bases	77, Rudy Law (1983)
Most Times Caught Stealing	29, Eddie Collins (1923)
Most Bases On Balls	138, Frank Thomas (1991)
Most Intentional Bases on Balls	29, Frank Thomas (1995)
Most Strikeouts	222, Adam Dunn (2012)
Fewest Strikeouts	11, Nellie Fox (1958)
Most Times Hit By Pitch	23, Minnie Minoso (1956), Carlos Quentin (2011)
Most RBI	152, Albert Belle (1998)
Highest Batting Average	388, Luke Appling (1936)
Highest Slugging Percentage	729, Frank Thomas (1994)
Highest On-Base Percentage	487, Frank Thomas (1994)
Longest Hitting Streak	28 games, Carlos Lee (2004)
Most Consecutive Hits	10, Frank Thomas (1997), Rip Radcliff (1938), Harry McCurdy (1926)
Most Consecutive Games with a Home Run	5, seven players, last A.J. Pierzynski (2012)
Most Consecutive Games With An RBI	13, Taffy Wright (1941)
Grounded Into Most Double Plays	29, George Bell (1992)
Grounded Into Fewest Double Plays	1, Alejandro De Aza (2012)
Most Pinch Hits	21, Smoky Burgess (1966)
Most Pinch-Hit Home Runs	3, Oscar Gamble (1977), John Romano (1959), Ron Northey (1956)

## White Sox Score In Every Inning

The White Sox scored in every inning in a 12-8 win vs. Boston on May 11, 1949. The Sox scored once in the first, second, fourth, sixth and seventh innings; twice in the third and fifth and three times in the eighth.

# INDIVIDUAL RECORDS

## SINGLE-SEASON PITCHING

Most Games .....	88, Wilbur Wood (1968)
Most Games, Left-Hander .....	88, Wilbur Wood (1968)
Most Games, Right-Hander .....	82, Eddie Fisher (1965)
Most Games Started.....	49, Wilbur Wood (1972), Ed Walsh (1908)
Most Complete Games.....	42, Ed Walsh (1908)
Most Games Finished.....	73, Bobby Thigpen (1990)
Most Games Finished, Left-Hander.....	62, Wilbur Wood (1970)
Most Games Finished, Right-Hander .....	73, Bobby Thigpen (1990)
Most Innings.....	464.0, Ed Walsh (1908)
Most Wins.....	40, Ed Walsh (1908)
Most Wins By a Rookie .....	21, Reb Russell (1913)
Most Losses .....	25, Patrick Flaherty (1903)
Highest Winning Percentage .....	857, Jason Bere (12-2, 1994)
Most Consecutive Wins.....	13, LaMarr Hoyt (1983)
Most Consecutive Wins to Start Season .....	9, Jose Contreras (2006), LaMarr Hoyt (1982), Orval Grove (1943), Lefty Williams (1917)
Most Consecutive Losses.....	14, Howard Judson (1949)
Most Saves.....	57, Bobby Thigpen (1990)
Most Walks .....	147, Vern Kennedy (1936)
<b>Most Strikeouts.....</b>	<b>274, Chris Sale (2015)</b>
Most Shutouts.....	12, Ed Walsh (1908)
Most 1-0 Shutouts Won.....	5, Reb Russell (1913)
Most Shutouts Lost.....	8, Ed Walsh (1907), Patsy Flaherty (1903)
Most 1-0 Shutouts Lost.....	4, Billy Pierce (1955)
Most Runs .....	182, Dickie Kerr (1921)
Most Earned Runs.....	162, Dickie Kerr (1921)
Most Hits.....	381, Wilbur Wood (1973)
Most Hit Batsmen .....	16, Jim Scott (1909) and Clark Griffith (1902)
Most Wild Pitches .....	20, Jose Contreras (2005) and Freddy Garcia (2005)
Most Home Runs.....	38, Floyd Bannister (1987)
Lowest Earned Run Average.....	1.52, Doc White (1906)
Most Consecutive Scoreless Innings.....	45.0, Doc White (1904)

## CAREER BATTING

Most Years.....	20, Luke Appling
Most At Bats .....	8,857, Luke Appling
Most Runs .....	1,327, Frank Thomas
Most Hits.....	2,749, Luke Appling
Most Singles.....	2,162, Luke Appling
Most Doubles.....	447, Frank Thomas
Most Triples .....	104, Nellie Fox and Shano Collins
Most Home Runs.....	448, Frank Thomas
Most Right-Handed Home Runs.....	448, Frank Thomas
Most Left-Handed Home Runs .....	221, Harold Baines
Most Career Grand Slams.....	10, Paul Konerko and Robin Ventura
Most Total Bases.....	3,949, Frank Thomas
Most Stolen Bases.....	368, Eddie Collins
Most Walks .....	1,466, Frank Thomas
Most Runs Batted In.....	1,465, Frank Thomas
Most Pinch Hits.....	87, Jerry Hairston

## CAREER PITCHING

Most Years.....	21, Ted Lyons
Most Games .....	669, Red Faber
Most Innings .....	4,161.0, Ted Lyons
Most Wins.....	260, Ted Lyons
Most Years With 20 or More Wins .....	4, Wilbur Wood, Red Faber, Ed Walsh
Most Losses .....	230, Ted Lyons
Most Consecutive Wins .....	17, Jose Contreras (2005-06)
Most Walks.....	1,213, Red Faber
Most Strikeouts.....	1,796, Billy Pierce
Most Shutouts.....	57, Ed Walsh
Most 1-0 Shutouts .....	13, Ed Walsh

FRONT OFFICE

FIELD STAFF

PLAYERS

OPPONENTS

2015 REVIEW

HISTORY

RECORDS

MINOR LEAGUES

MEDIA/MISC.

# TEAM SEASON BATTING LEADERS

## AVERAGE

295.....	1920
292.....	1936
289.....	1926
288.....	1924
287.....	1994
287.....	1919
286.....	2000
284.....	1925
283.....	1921
281.....	1996

## AT-BATS

5,657.....	2006
5,646.....	2000
5,644.....	1999
	1996
5,633.....	1977
5,594.....	1991
5,585.....	1998
5,577.....	1974
5,575.....	1982
5,556.....	1961

## RUNS

978.....	2000
920.....	1936
898.....	1996
868.....	2006
865.....	2004
861.....	1998
856.....	2002
844.....	1977
819.....	1901
811.....	Two teams tied

## HITS

1,615.....	2000
1,597.....	1936
1,586.....	2006
	1996
1,574.....	1920
1,568.....	1977
1,563.....	1999
1,523.....	1982
1,516.....	1998
1,512.....	1924

## TOTAL BASES

2,654.....	2000
2,625.....	2006
2,529.....	2004
2,521.....	1996
2,502.....	1977
2,485.....	2008
2,477.....	1998
2,473.....	2002
2,463.....	2001
2,446.....	2003

## DOUBLES

325.....	2000
314.....	1926
303.....	2003
300.....	2001
299.....	1925
298.....	1999
296.....	2008
291.....	2006
	1998
290.....	1979

## TRIPLES

102.....	1915
100.....	1916
98.....	1920
92.....	1911
90.....	1930
89.....	1901
82.....	1921
81.....	1917
80.....	1912
77.....	1928

## HOME RUNS

242.....	2004
236.....	2006
235.....	2008
220.....	2003
217.....	2002
216.....	2000
214.....	2001
211.....	2012
200.....	2005
198.....	1998

## RUNS BATTED IN

926.....	2000
862.....	1936
860.....	1996
839.....	2006
823.....	2004
819.....	2002
809.....	1977
806.....	1998
785.....	2008
770.....	2001

## EXTRA-BASE HITS

574.....	2000
547.....	2006
545.....	2004
544.....	2008
543.....	2001
542.....	2003
535.....	2002
527.....	1998
512.....	1996
498.....	1977

## SACRIFICE HITS

270.....	1915
248.....	1923
241.....	1905
236.....	1908
235.....	1927
	1917
232.....	1924
	1922
	1909
231.....	1925

## SACRIFICE FLIES

69.....	1992
63.....	1977
62.....	1996
61.....	2000
	1993
60.....	1997
59.....	1998
	1960
57.....	2006
	1978

## HIT-BY-PITCH

84.....	2011
79.....	2010
	2005
75.....	1956
71.....	1915
68.....	1957
65.....	2012
63.....	2008
	2004
62.....	Three teams tied

## WALKS

702.....	1949
701.....	1996
684.....	1936
662.....	1925
633.....	1957
622.....	1992
620.....	1962
619.....	1956
611.....	1975
610.....	1991

## INTENTIONAL WALKS

69.....	1972
68.....	1996
62.....	1965
58.....	1964
56.....	1967
54.....	1995
53.....	1975
52.....	1993
51.....	1989
50.....	Four teams tied

## STRIKEOUTS

1,362.....	2014
1,231.....	2015
1,207.....	2013
1,203.....	2012
1,149.....	2007
1,056.....	2006
1,030.....	2004
1,022.....	2009
1,016.....	2008
1,002.....	2005

## STOLEN BASES

280.....	1901
265.....	1902
233.....	1915
219.....	1917
216.....	1904
214.....	1906
211.....	1909
209.....	1908
205.....	1912
201.....	1911

## ON-BASE PERCENTAGE

.373.....	1936
.369.....	1925
.366.....	1994
.365.....	1924
.361.....	1926
.360.....	1996
.357.....	1920
.356.....	2000
.354.....	1995
.351.....	1919

## SLUGGING PERCENTAGE

.470.....	2000
.464.....	2006
.457.....	2004
.451.....	2001
.449.....	2002
.448.....	2008
.447.....	1996
.446.....	2003
.444.....	1977
.444.....	1994

## ON-BASE+SLUGGING

.826.....	2000
.810.....	1994
.807.....	1996
.806.....	2006
.790.....	2004
.788.....	1977
.787.....	2002
.785.....	2001
.785.....	1995
.782.....	1998

## Largest Shutout Margin

The White Sox have recorded two 17-0 shutout victories in their history. The first came on September 19, 1925 (Game 2) at Washington and the second on July 5, 1987 at Cleveland. The most lopsided defeat in franchise history was a 19-0 loss on May 10, 2002 at Anaheim.

# TEAM SEASON PITCHING LEADERS

## EARNED RUN AVERAGE

1.99.....	1905
2.03.....	1910
2.05.....	1909
2.13.....	1906
2.16.....	1917
2.22.....	1907
2.22.....	1908
2.30.....	1904
2.33.....	1913
2.36.....	1916

## COMPLETE GAMES

134.....	1904
131.....	1905
117.....	1906
116.....	1902
115.....	1909
114.....	1903
112.....	1907
110.....	1901
109.....	1920
107.....	1908

## SHUTOUTS

32.....	1906
26.....	1909
	1904
24.....	1967
23.....	1954
	1910
	1908
22.....	1966
	1917
21.....	1963

## STRIKEOUTS

1,359.....	2015
1,249.....	2013
1,246.....	2012
1,220.....	2011
1,152.....	2014
1,149.....	2010
1,147.....	2008
1,119.....	2009
1,056.....	2003
1,040.....	2005

## QUALITY STARTS

104.....	1963
103.....	1964
101.....	1971
99.....	1954
98.....	2015
	2003
97.....	1946
95.....	2005
	1966
94.....	2010

## SAVES

68.....	1900
54.....	2005
53.....	1965
52.....	1997
	1992
51.....	2001
48.....	1993
	1983
46.....	2006
	1989

## SAVE PERCENTAGE

94.3.....	1900
93.8.....	2005
87.5.....	1965
85.5.....	1992
83.3.....	1997
83.0.....	2001
82.8.....	1983
80.0.....	1993
	1989
78.4.....	Two teams tied

## HOLDS

89.....	2013
87.....	2014
79.....	2005
74.....	2008
73.....	2007
72.....	2011
67.....	2000
65.....	2012
64.....	2006
62.....	Two teams tied

## OPPONENTS AVERAGE

.219.....	1967
.226.....	1966
.226.....	1904
.226.....	1964
.231.....	1965
.236.....	1968
.238.....	1952
.239.....	1963
.239.....	1991
.242.....	1959

## STRIKEOUTS/9.0 IP

8.42.....	2015
7.76.....	2012
7.73.....	2013
7.52.....	2011
7.20.....	2014
7.15.....	2010
7.08.....	2008
7.00.....	2009
6.71.....	1994
6.64.....	2003

## STARTER WINS

84.....	1983
78.....	1963
76.....	1993
75.....	2005
74.....	1954
73.....	1964
72.....	2006
71.....	1977
	1957
69.....	1959

## RELIEF WINS

34.....	1960
33.....	1991
	1965
30.....	2000
29.....	1990
28.....	2001
27.....	1996
	1962
	1961
26.....	Two teams tied

## STARTER STRIKEOUTS

936.....	2015
825.....	2013
773.....	2014
745.....	2008
741.....	2011
716.....	1996
711.....	1985
708.....	1993
701.....	2010
700.....	1971

## RELIEF STRIKEOUTS

479.....	2011
444.....	2010
435.....	2009
434.....	2000
432.....	1999
424.....	2013
423.....	2015
417.....	2012
402.....	2008
385.....	2002

## SO/BB RATIO

2.87.....	2015
2.78.....	2011
2.49.....	2008
2.48.....	2012
2.45.....	2013
2.38.....	1964
2.34.....	2010
2.34.....	2006
2.27.....	2005
2.22.....	1966

## HOME RUNS ALLOWED

224.....	2004
211.....	1998
210.....	1999
200.....	2006
195.....	2000
190.....	2002
189.....	1987
186.....	2012
182.....	2013
181.....	2001

## WALKS

734.....	1950
693.....	1949
673.....	1948
655.....	1975
628.....	1934
618.....	1979
617.....	1995
616.....	1996
614.....	2000
603.....	1947

## HIT BATSMEN

88.....	2001
69.....	2014
68.....	2012
66.....	1968
61.....	1999
60.....	2013
	2002
59.....	2007
58.....	2006
	1967

## WILD PITCHES

75.....	2014
71.....	1997
68.....	1966
66.....	2012
65.....	2005
63.....	1970
	1965
62.....	2013
61.....	2015
	1988

## BALKS

30.....	1988
15.....	1989
13.....	1982
12.....	1980
11.....	1990
10.....	1998
9.....	Five teams tied

## Young Gun

Left-handed pitcher Jim Derrington became the youngest player to appear with the White Sox when he made his major-league debut on September 30, 1956 at Kansas City, just two months shy of his 17th birthday.



# SEASON BATTING LEADERS

## AVERAGE

.388	Luke Appling	1936
.382	Joe Jackson	1920
.372	Eddie Collins	1920
.360	Eddie Collins	1923
.359	Carl Reynolds	1930
.353	Frank Thomas	1994
.352	Bibb Falk	1924
.351	Joe Jackson	1919
.349	Frank Thomas	1996
	Eddie Collins	1924

## GAMES

163	Albert Belle	1998
	Greg Walker	1985
	Don Buford	1966
162	Jim Morrison	1980
	Ken Henderson	1974
	Ron Hansen	1965
161	Orlando Cabrera	2008
	Robin Ventura	1998
	Albert Belle	1997
	Dave Gallagher	1989
	Harold Baines	1982

## AT-BATS

661	Orlando Cabrera	2008
651	Juan Pierre	2010
649	Nellie Fox	1956
648	Nellie Fox	1952
640	Harold Baines	1985
639	Juan Pierre	2011
636	Jorge Orta	1976
	Nellie Fox	1955
635	Ray Durham	1998
634	Albert Belle	1997
	Ray Durham	1997

## PLATE APPEARANCES

734	Juan Pierre	2010
730	Orlando Cabrera	2008
725	Lu Blue	1931
723	Ray Durham	1998
721	Nellie Fox	1956
719	Tony Phillips	1996
718	Chico Carrasquel	1954
	Nellie Fox	1957
717	Nellie Fox	1959
716	Johnny Mostil	1925

## RUNS

135	John Mostil	1925
126	Ray Durham	1998
121	Ray Durham	2000
120	Zeke Bonura	1936
	Rip Radcliff	1936
	John Mostil	1926
	Fielder Jones	1901
119	Tony Phillips	1996
	Minnie Minoso	1954
	Lu Blue	1931

## HITS

224	Eddie Collins	1920
218	Joe Jackson	1920
208	Buck Weaver	1920
207	Rip Radcliff	1936
204	Luke Appling	1936
202	Carl Reynolds	1930
	Joe Jackson	1916
201	Nellie Fox	1954
200	Albert Belle	1998
	Al Simmons	1933

## EXTRA-BASE HITS

99	Albert Belle	1998
87	Frank Thomas	2000
86	Magglio Ordonez	2002
78	Magglio Ordonez	2003
77	Jermaine Dye	2008
	Frank Thomas	2003
	Frank Thomas	1993
76	Albert Belle	1997
74	Jermaine Dye	2006
	Joe Jackson	1920

## SINGLES

170	Eddie Collins	1920
167	Nellie Fox	1954
164	Buck Weaver	1920
161	Eddie Collins	1922
	Rip Radcliff	1936
160	Luke Appling	1936
	Nellie Fox	1958
158	Nellie Fox	1956
157	Juan Pierre	2010
	Luke Appling	1940
	Nellie Fox	1952
	Nellie Fox	1955

## DOUBLES

48	Albert Belle	1998
47	Magglio Ordonez	2002
46	Magglio Ordonez	2003
	Frank Thomas	1992
45	Albert Belle	1997
	Floyd Robinson	1962
44	Frank Thomas	2000
	Ivan Calderon	1990
	Chet Lemon	1979
43	Bibb Falk	1926
	Earl Sheely	1925

## TRIPLES

21	Joe Jackson	1916
20	Joe Jackson	1920
18	Minnie Minoso	1954
	Carl Reynolds	1930
	Jack Fournier	1915
	Harry Lord	1911
17	Joe Jackson	1917
	Eddie Collins	1916
	Shano Collins	1915
	Sam Mertes	1901

## HOME RUNS

49	Albert Belle	1998
44	Jermaine Dye	2006
43	Frank Thomas	2000
42	Jim Thome	2006
	Frank Thomas	2003
41	Adam Dunn	2012
	Paul Konerko	2004
	Frank Thomas	1993
40	Paul Konerko	2005
	Frank Thomas	1996
	Frank Thomas	1995

## RUNS BATTED IN

152	Albert Belle	1998
143	Frank Thomas	2000
138	Zeke Bonura	1936
135	Magglio Ordonez	2002
134	Frank Thomas	1996
128	Frank Thomas	1993
	Luke Appling	1936
126	Magglio Ordonez	2000
125	Frank Thomas	1997
121	Joe Jackson	1920

## TOTAL BASES

399	Albert Belle	1998
364	Frank Thomas	2000
352	Magglio Ordonez	2002
336	Joe Jackson	1920
335	Jermaine Dye	2006
333	Frank Thomas	1993
331	Magglio Ordonez	2003
330	Frank Thomas	1996
329	Carl Reynolds	1930
324	Frank Thomas	1997

## SLUGGING PERCENTAGE

.729	Frank Thomas	1994
.655	Albert Belle	1998
.626	Frank Thomas	1996
.625	Frank Thomas	2000
.622	Jermaine Dye	2006
.611	Frank Thomas	1997
.607	Frank Thomas	1993
.606	Frank Thomas	1995
.603	Dick Allen	1972
.598	Jim Thome	2006

## ON-BASE PERCENTAGE

.487	Frank Thomas	1994
.474	Luke Appling	1936
.461	Eddie Collins	1925
.460	Eddie Collins	1915
.459	Frank Thomas	1996
.456	Frank Thomas	1997
.455	Eddie Collins	1923
.454	Frank Thomas	1995
.444	Joe Jackson	1920
.441	Eddie Collins	1924

# SEASON BATTING LEADERS

## ON-BASE+SLUGGING PCT. (OPS)

1.217	Frank Thomas	1994
1.085	Frank Thomas	1996
1.067	Frank Thomas	1997
1.061	Frank Thomas	2000
1.061	Frank Thomas	1995
1.055	Albert Belle	1998
1.033	Joe Jackson	1920
1.033	Frank Thomas	1993
1.023	Dick Allen	1972
1.014	Jim Thome	2006

## STOLEN BASES

77	Rudy Law	1983
68	Juan Pierre	2010
59	Scott Podsednik	2005
56	Luis Aparicio	1959
	Wally Moses	1943
53	Luis Aparicio	1961
	Eddie Collins	1917
52	Gary Redus	1987
	Frank Isbell	1901
51	Tim Raines	1991
	Don Buford	1966
	Luis Aparicio	1960

## WALKS

138	Frank Thomas	1991
136	Frank Thomas	1995
127	Lu Blue	1931
125	Tony Phillips	1996
122	Frank Thomas	1992
	Luke Appling	1935
121	Luke Appling	1949
119	Eddie Collins	1915
112	Frank Thomas	2000
	Frank Thomas	1993

## INTENTIONAL WALKS

29	Frank Thomas	1995
26	Frank Thomas	1996
23	Frank Thomas	1993
19	Ed Herrmann	1972
	Jim Spencer	1976
18	Frank Thomas	2000
17	Paul Konerko	2011
16	Dick Allen	1972
	Robin Ventura	1993
15	Three players tied	

## STRIKEOUTS

222	Adam Dunn	2012
189	Adam Dunn	2013
177	Adam Dunn	2011
175	Dave Nicholson	1963
159	Tyler Flowers	2014
150	Sammy Sosa	1990
	Ron Kittle	1983
147	Alejandro De Aza	2013
	Jim Thome	2008
	Jim Thome	2006

## SACRIFICE HITS

44	Buck Weaver	1916
42	Buck Weaver	1915
40	Ike Davis	1925
	Eddie Collins	1919
	Shano Collins	1915
	George Davis	1905
39	Eddie Collins	1923
	Eddie Collins	1916
36	Harvey McClellan	1923
	Jiggs Donahue	1906
	Fielder Jones	1904

## SACRIFICE FLIES

15	Magglio Ordonez	2000
	Albert Belle	1998
13	Frank Thomas	1993
12	Frank Thomas	1995
	Minnie Mino	1961
11	Paul Konerko	2011
	Frank Thomas	1998
	Frank Thomas	1992
	Alan Bannister	1977
10	Six players tied, last	
	<b>Melky Cabrera</b>	<b>2015</b>

## HIT BY PITCH

23	Carlos Quentin	2011
	Minnie Mino	1956
21	Juan Pierre	2010
	Aaron Rowand	2005
	Minnie Mino	1957
20	Carlos Quentin	2010
	Carlos Quentin	2008
17	Carlton Fisk	1985
	Nellie Fox	1955
	Minnie Mino	1953

## GROUND INTO DOUBLE PLAY

29	George Bell	1992
28	Paul Konerko	2003
	Magglio Ordonez	2000
27	Sherm Lollar	1959
26	Albert Belle	1997
	Ivan Calderon	1990
25	Paul Konerko	2006
	Frank Thomas	1996
	Carlos May	1970
24	Magglio Ordonez	1999

## MULTIHIT GAMES

65	Luke Appling	1940
64	Nellie Fox	1954
63	Carl Reynolds	1930
62	Harold Baines	1985
	Rip Radcliff	1936
	Smead Jolley	1930
	Johnny Mostil	1926
61	Luke Appling	1936
60	Five players tied	

## HITTING STREAKS

28	Carlos Lee	2004
27	Albert Belle	1997
	Luke Appling	1936
26	Guy Curtright	1943
25	Lance Johnson	1992
24	Chico Carrasquel	1950
23	Minnie Mino	1955
22	Sam Mele	1953
	Eddie Collins	1920
21	Jose Abreu	2014
	Frank Thomas	1999
	Roy Sievers	1960

## PINCH HITS

21	Smoky Burgess	1966
20	Smoky Burgess	1965
18	Jerry Hairston	1984
17	Jerry Hairston	1983
	Pete Ward	1969
15	Ron Northey	1956
14	Smead Jolley	1931
	Jerry Hairston	1986
	Jerry Hairston	1985
13	Greg Walker	1983

## PINCH HIT AT-BATS

66	Smoky Burgess	1966
65	Smoky Burgess	1965
62	Jerry Hairston	1983
60	Smoky Burgess	1967
59	Jerry Hairston	1984
53	Jerry Hairston	1985
47	Jerry Hairston	1982
46	Jerry Hairston	1986
	Pete Ward	1969

## PINCH AVERAGE

.467	Smead Jolley	1931
.394	Eddie Murphy	1920
.385	Lamar Johnson	1977
.385	Ron Northey	1956
.375	Eddie Murphy	1917
.371	Greg Walker	1983
.370	Thad Bosley	1980
.370	Pete Ward	1969
.355	Walt Dropo	1957
.350	Pat Kelly	1976

## AT-BATS PER HOME RUN

10.50	Frank Thomas	1994
11.67	Jim Thome	2006
12.25	Jermaine Dye	2006
12.33	Frank Thomas	1995
12.34	Jim Thome	2007
12.43	Albert Belle	1998
13.00	Frank Thomas	2003
13.15	Adam Dunn	2012
13.18	Frank Thomas	1996
13.33	Carlos Quentin	2008

FRONT OFFICE

FIELD STAFF

PLAYERS

OPPONENTS

2015 REVIEW

HISTORY

RECORDS

MINOR LEAGUES

MEDIA/MISC.

# SEASON PITCHING LEADERS

## WINS

40	Ed Walsh	1908
29	Ed Cicotte	1919
28	Ed Cicotte	1917
27	Ed Walsh	1912
	Ed Walsh	1911
	Doc White	1907
25	Red Faber	1921
	Frank Smith	1909
24	Seven players tied, last LaMarr Hoyt, 1983	

## WINNING PERCENTAGE

.857	Jason Bere (12-2)	1994
.842	Sandy Consuegra (16-3)	1954
.806	Ed Cicotte (29-7)	1919
.774	Clark Griffith (24-7)	1901
.765	Earl Caldwell (13-4)	1946
.759	Richard Dotson (22-7)	1983
<b>.750</b>	<b>Chris Sale (12-4)</b>	<b>2014</b>
	Bob Shaw (18-6)	1959
	Monty Stratton (15-5)	1937
	Doc White (18-6)	1906

## EARNED RUN AVERAGE

1.27	Ed Walsh	1910
1.41	Ed Walsh	1909
1.42	Ed Walsh	1908
1.52	Doc White	1906
1.53	Ed Cicotte	1917
1.58	Ed Cicotte	1913
1.60	Ed Walsh	1907
1.72	Doc White	1909
1.76	Doc White	1905
1.78	Doc White	1904

## LOSSES

25	Patsy Flaherty	1903
24	Pat Caraway	1931
21	Stan Bahnsen	1973
	Ted Lyons	1933
20	Ed Walsh	1910
	Jim Scott	1913
	Roy Wilkinson	1921
	Ted Lyons	1929
	Eddie Smith	1942
	Bill Wight	1948
	Wilbur Wood	1973
	Wilbur Wood	1975

## SAVES

57	Bobby Thigpen	1990
42	Keith Foulke	2001
41	Bobby Jenks	2006
40	Addison Reed	2013
	Bobby Jenks	2007
38	Roberto Hernandez	1996
	Roberto Hernandez	1993
<b>34</b>	<b>David Robertson</b>	<b>2015</b>
	Dustin Hermanson	2005
	Keith Foulke	2000
	Bobby Thigpen	1989
	Bobby Thigpen	1988

## SAVE PERCENTAGE

93.3	Keith Foulke	2001
91.1	Bobby Jenks	2006
89.3	Lerrin LaGrow	1977
88.2	Bobby Jenks	2008
87.7	Bobby Thigpen	1990
87.2	Dustin Hermanson	2005
	Keith Foulke	2000
87.1	Roberto Hernandez	1997
86.4	Roberto Hernandez	1993
86.0	Bobby Jenks	2007

## HOLDS

30	Barry Jones	1990
<b>26</b>	<b>Zach Duke</b>	<b>2015</b>
	Matt Thornton	2012
25	Kelly Wunsch	2000
24	Jesse Crain	2011
	Matt Thornton	2009
23	Cliff Politte	2005
22	Damaso Marte	2005
	Keith Foulke	1999
21	Four players tied	

## GAMES

88	Wilbur Wood	1968
83	Kelly Wunsch	2000
82	Eddie Fisher	1965
77	Bobby Thigpen	1990
	Wilbur Wood	1970
	Bob Locker	1967
76	Matt Lindstrom	2013
	Wilbur Wood	1969
74	Three pitchers tied	

## GAMES STARTED

49	Wilbur Wood	1972
	Ed Walsh	1908
48	Wilbur Wood	1973
46	Ed Walsh	1907
43	Wilbur Wood	1975
42	Wilbur Wood	1974
	Stan Bahnsen	1973
	Wilbur Wood	1971
41	Jim Kaat	1975
	Stan Bahnsen	1972
	Ed Walsh	1912

## SHUTOUTS

11	Ed Walsh	1908
10	Ed Walsh	1906
8	Wilbur Wood	1972
	Reb Russell	1913
	Ed Walsh	1909
7	Nine players tied, last Wilbur Wood	1971

## COMPLETE GAMES

42	Ed Walsh	1908
37	Frank Smith	1909
	Ed Walsh	1907
34	Frank Owen	1904
33	Ed Walsh	1911
	Ed Walsh	1910
32	Red Faber	1921
	Ed Walsh	1912
	Frank Owen	1905
31	Red Faber	1922

## QUALITY STARTS

37	Wilbur Wood	1971
33	Wilbur Wood	1972
29	Wilbur Wood	1973
	Gary Peters	1964
28	Gary Peters	1967
27	Esteban Loaiza	2003
	Jim Kaat	1975
	Jim Kaat	1974
	Red Faber	1921
26	Three pitchers tied	

## INNINGS PITCHED

464.0	Ed Walsh	1908
422.1	Ed Walsh	1907
393.0	Ed Walsh	1912
376.2	Wilbur Wood	1972
369.2	Ed Walsh	1910
368.2	Ed Walsh	1911
365.0	Frank Smith	1909
359.1	Wilbur Wood	1973
352.0	Red Faber	1922
346.2	Ed Cicotte	1917

## STRIKEOUTS

<b>274</b>	<b>Chris Sale</b>	<b>2015</b>
269	Ed Walsh	1908
258	Ed Walsh	1910
255	Ed Walsh	1911
254	Ed Walsh	1912
<b>226</b>	<b>Chris Sale</b>	<b>2013</b>
215	Gary Peters	1967
213	Javier Vazquez	2007
210	Wilbur Wood	1971
209	Tom Bradley	1972

## WALKS

147	Vern Kennedy	1936
137	Billy Pierce	1950
135	Bill Wight	1948
127	Vic Frasier	1931
124	Vern Kennedy	1937
122	Wilson Alvarez	1993
119	Early Wynn	1959
117	Stan Bahnsen	1973
114	Eddie Smith	1941
112	Billy Pierce	1949
	Early Wynn	1960

# SEASON PITCHING LEADERS

## CONSECUTIVE SCORELESS IP

45.0	Doc White	1904
40.2	Ed Walsh	1910
39.2	Billy Pierce	1953
38.0	Ray Herbert	1963
37.0	Joel Horlen	1968
35.0	John Humphries	1941
33.0	Jack Harshman	1954
31.0	Wilson Alvarez	1993
31.0	Britt Burns	1981
29.0	Goose Gossage	1975

## OPPONENTS AVERAGE

.187	Ed Walsh	1910
.190	Joel Horlen	1964
.199	Gary Peters	1967
.202	Eddie Cicotte	1917
.203	Frank Smith	1908
	Ed Walsh	1908
	Ed Walsh	1909
	Joel Horlen	1967
<b>.205</b>	<b>Chris Sale</b>	<b>2014</b>
.205	Eddie Fisher	1965

## HITS PER 9.0 IP

5.89	Ed Walsh	1910
6.07	Joel Horlen	1964
6.39	Ed Cicotte	1917
6.42	Eddie Fisher	1965
6.44	Frank Smith	1908
6.47	Gary Peters	1967
6.49	Ed Walsh	1909
6.56	Joel Horlen	1967
6.57	Doc White	1906
6.63	Frank Smith	1905

## BASERUNNERS PER 9.0 IP

7.47	Ed Walsh	1910
7.91	Ed Walsh	1908
8.28	Eddie Cicotte	1917
8.33	Doc White	1906
8.51	Reb Russell	1916
8.59	Joel Horlen	1964
8.60	Ed Walsh	1909
8.71	Frank Smith	1908
8.72	Joel Horlen	1967
8.73	Frank Smith	1909

## STRIKEOUTS PER 9.0 IP

<b>11.82</b>	<b>Chris Sale</b>	<b>2015</b>
<b>10.76</b>	<b>Chris Sale</b>	<b>2014</b>
<b>9.49</b>	<b>Chris Sale</b>	<b>2013</b>
<b>9.00</b>	<b>Chris Sale</b>	<b>2012</b>
8.85	Javier Vazquez	2007
8.69	Juan Pizarro	1961
8.64	Javier Vazquez	2008
8.46	Floyd Bannister	1985
8.23	Esteban Loaiza	2003
8.17	Javier Vazquez	2006

## WALKS PER 9.0 IP

1.07	LaMarr Hoyt	1983
1.09	Ed Walsh	1908
1.18	Doc White	1907
1.30	Ted Lyons	1942
1.31	Nick Altrock	1907
1.31	Roy Patterson	1904
1.31	Nick Altrock	1906
1.35	Eddie Cicotte	1918
1.36	Ted Lyons	1939
1.40	Ray Herbert	1963

## STRIKEOUT-TO-WALK RATIO

<b>6.52</b>	<b>Chris Sale</b>	<b>2015</b>
<b>5.33</b>	<b>Chris Sale</b>	<b>2014</b>
<b>4.91</b>	<b>Chris Sale</b>	<b>2013</b>
4.80	Ed Walsh	1908
4.77	LaMarr Hoyt	1983
4.26	Javier Vazquez	2007
4.23	Ed Walsh	1910
<b>4.02</b>	<b>Jose Quintana</b>	<b>2015</b>
3.96	Jake Peavy	2012
<b>3.76</b>	<b>Chris Sale</b>	<b>2012</b>

## HOME RUNS ALLOWED

38	Floyd Bannister	1987
36	Mark Buehrle	2006
34	Jon Garland	2004
	James Baldwin	2000
	James Baldwin	1999
	Alex Fernandez	1996
	Kevin Tapani	1996
33	Mark Buehrle	2004
	Billy Pierce	1958
32	Two players tied	

## RELIEF WINS

15	Eddie Fisher	1965
13	Gerry Staley	1960
	Earl Caldwell	1946
12	Wilbur Wood	1968
	Hoyt Wilhelm	1964
11	Barry Jones	1990
	Clint Brown	1939
10	Cy Acosta	1973
	Wilbur Wood	1969
	Gordon Maltzberger	1944

# STATISTICAL LEADERS BY POSITION

## CAREER GAMES

1B	Paul Konerko	1,873
2B	Nellie Fox	2,098
SS	Luke Appling	2,218
3B	Robin Ventura	1,220
OF	Minnie Minoso	1,262
OF	Fielder Jones	1,158
OF	Jim Landis	1,035
C	Ray Schalk	1,721
SP	Red Faber	669
RP	Matt Thornton	512
DH	Frank Thomas	959

## HITS

1B	Zeke Bonura	194	1936
2B	Eddie Collins	222	1920
SS	Luke Appling	204	1936
3B	Buck Weaver	210	1920
OF	Joe Jackson	218	1920
OF	Rip Radcliff	207	1936
OF	Carl Reynolds	202	1930
C	A.J. Pierzynski	151	2009
P	Ted Lyons	38	1930
DH	Frank Thomas	191	2000

## DOUBLES

1B	Frank Thomas	46	1992
2B	Ray Durham	40	2001
	Jim Morrison	40	1980
SS	Luke Appling	42	1937
3B	Willie Kamm	39	1923
OF	Albert Belle	48	1998
OF	Magglio Ordonez	47	2002
OF	Magglio Ordonez	46	2003
C	A.J. Pierzynski	31	2008
P	Dixie Leverett	9	1922
DH	Frank Thomas	43	2000

## TRIPLES

1B	Jack Fournier	21	1916
2B	Eddie Collins	17	1916
	Sam Mertes	17	1901
SS	George Davis	15	1904
3B	Harry Lord	18	1911
OF	Joe Jackson	21	1916
OF	Joe Jackson	20	1920
OF	Minnie Minoso	18	1954
	Carl Reynolds	18	1930
C	Ray Schalk	9	1916
P	Hal McKain	4	1930
DH	Several with	3	

## HOME RUNS

1B	Paul Konerko	41	2004
	Frank Thomas	41	1993
2B	Alexei Ramirez	21	2008
SS	Jose Valentin	30	2004
3B	Robin Ventura	34	1996
OF	Albert Belle	49	1998
OF	Jermaine Dye	44	2006
OF	Magglio Ordonez	38	2002
C	Carlton Fisk	37	1985
P	Jack Harshman	6	1956
DH	Frank Thomas	43	2000

## RUNS BATTED IN

1B	Zeke Bonura	138	1936
2B	Sam Mertes	98	1901
SS	Luke Appling	128	1936
3B	Robin Ventura	105	1996
OF	Albert Belle	152	1998
OF	Magglio Ordonez	135	2002
OF	Magglio Ordonez	126	2000
C	Carlton Fisk	107	1985
P	Frank Smith	20	1909
DH	Frank Thomas	143	2000

# CAREER BATTING LEADERS

## GAMES

2,422	Luke Appling
2,268	Paul Konerko
2,115	Nellie Fox
1,959	Frank Thomas
1,755	Ray Schalk
1,743	Ozzie Guillen
1,670	Eddie Collins
	Harold Baines
1,513	Luis Aparicio
1,421	Carlton Fisk

## AVERAGE

.340	Joe Jackson
.331	Eddie Collins
.322	Carl Reynolds
.317	Zeke Bonura
.315	Bibb Falk
.312	Taffy Wright
.310	Luke Appling
	Rip Radcliff
.307	Frank Thomas
	Magglio Ordonez

## RUNS

1,327	Frank Thomas
1,319	Luke Appling
1,187	Nellie Fox
1,141	Paul Konerko
1,065	Eddie Collins
893	Minnie Minoso
791	Luis Aparicio
786	Harold Baines
784	Ray Durham
693	Two players tied

## HITS

2,749	Luke Appling
2,470	Nellie Fox
2,292	Paul Konerko
2,136	Frank Thomas
2,007	Eddie Collins
1,773	Harold Baines
1,608	Ozzie Guillen
1,576	Luis Aparicio
1,523	Minnie Minoso
1,345	Ray Schalk

## DOUBLES

447	Frank Thomas
440	Luke Appling
406	Paul Konerko
335	Nellie Fox
320	Harold Baines
266	Eddie Collins
260	Minnie Minoso
249	Ray Durham
245	Bibb Falk
243	Willie Kamm

## TRIPLES

104	Shano Collins
	Nellie Fox
102	Luke Appling
	Eddie Collins
82	John Mostil
79	Joe Jackson
	Minnie Minoso
77	Lance Johnson
69	Buck Weaver
68	Ozzie Guillen

## HOME RUNS

448	Frank Thomas
432	Paul Konerko
221	Harold Baines
214	Carlton Fisk
187	Magglio Ordonez
171	Robin Ventura
164	Jermaine Dye
154	Bill Melton
152	Carlos Lee
140	Ron Kittle

## RUNS BATTED IN

1,465	Frank Thomas
1,383	Paul Konerko
1,116	Luke Appling
981	Harold Baines
808	Minnie Minoso
804	Eddie Collins
762	Carlton Fisk
741	Robin Ventura
740	Nellie Fox
703	Magglio Ordonez

## TOTAL BASES

4,010	Paul Konerko
3,949	Frank Thomas
3,528	Luke Appling
3,118	Nellie Fox
2,844	Harold Baines
2,570	Eddie Collins
2,346	Minnie Minoso
2,143	Carlton Fisk
2,056	Ozzie Guillen
2,036	Luis Aparicio

## EXTRA-BASE HITS

906	Frank Thomas
846	Paul Konerko
587	Luke Appling
585	Harold Baines
474	Nellie Fox
	Minnie Minoso
442	Carlton Fisk
	Magglio Ordonez
408	Ray Durham
402	Robin Ventura

## AT-BATS

8,856	Luke Appling
8,486	Nellie Fox
8,169	Paul Konerko
6,956	Frank Thomas
6,149	Harold Baines
6,067	Ozzie Guillen
6,065	Eddie Collins
5,856	Luis Aparicio
5,304	Ray Schalk
5,011	Minnie Minoso

## WALKS

1,466	Frank Thomas
1,302	Luke Appling
965	Eddie Collins
904	Paul Konerko
668	Robin Ventura
	Nellie Fox
	Minnie Minoso
638	Ray Schalk
569	Willie Kamm
565	Harold Baines

## SLUGGING PCT.

.568	Frank Thomas
.542	Jim Thome
.525	Jermaine Dye
	Magglio Ordonez
.518	Zeke Bonura
.505	Carlos Quentin
.499	Joe Jackson
	Carl Reynolds
.491	Paul Konerko
.488	Carlos Lee

## ON-BASE PERCENTAGE

.427	Frank Thomas
.426	Eddie Collins
.407	Joe Jackson
.399	Luke Appling
.397	Minnie Minoso
.396	Zeke Bonura
.391	Jim Thome
	Earl Sheely
.386	Johnny Mostil
.385	Alex Metzler

## ON-BASE+SLUGGING

.995	Frank Thomas
.933	Jim Thome
.914	Zeke Bonura
.906	Joe Jackson
.889	Magglio Ordonez
.869	Jermaine Dye
.867	Eddie Robinson
.865	Minnie Minoso
.858	Carl Reynolds
.857	Carlos Quentin

## STRIKEOUTS

1,349	Paul Konerko
1,165	Frank Thomas
918	Harold Baines
798	Carlton Fisk
758	Ray Durham
749	Ron Karkovice
720	Adam Dunn
659	Robin Ventura
608	Jim Landis
606	Ron Kittle

## STOLEN BASES

368	Eddie Collins
318	Luis Aparicio
250	Frank Isbell
226	Lance Johnson
219	Ray Durham
206	Fielder Jones
193	Shano Collins
179	Luke Appling
177	Ray Schalk
176	Johnny Mostil

## HIT BY PITCH

145	Minnie Minoso
125	Nellie Fox
101	Paul Konerko
	Sherm Lollar
84	Carlton Fisk
78	Carlos Quentin
71	Frank Thomas
70	Johnny Mostil
64	Chet Lemon
59	Ray Schalk

## PINCH HITS

87	Jerry Hairston
50	Smoky Burgess
42	Eddie Murphy
37	Walt Williams
32	Earl Torgeson
30	Sherm Lollar
27	Ralph Hodgins
26	Warren Newson
	Bud Stewart
24	Two players tied

## 20-HR SEASONS

13	Paul Konerko
11	Frank Thomas
7	Harold Baines
5	Jermaine Dye
	Carlton Fisk
	Magglio Ordonez
	Carlos Lee
	Bill Melton
	Jose Valentin
	Robin Ventura

## Quickest To 100 RBI

Frank Thomas became the fastest White Sox player to reach 100 RBI in 1994 as he topped his own mark set in 1993. Thomas recorded his 100th and 101st RBI on August 7, 1994 in the team's 110th game. In 1993, he accomplished the feat on August 18 in the club's 118th contest.



# CAREER PITCHING LEADERS

## WINS

260	Ted Lyons
254	Red Faber
195	Ed Walsh
186	Billy Pierce
163	Wilbur Wood
161	Mark Buehrle
159	Doc White
156	Eddie Cicotte
113	Joel Horlen
108	Frank Smith

## WINNING PERCENTAGE

.648	Lefty Williams
.615	Juan Pizarro
.611	Jack McDowell
.609	Ed Walsh
	Dickie Kerr
.605	Ed Cicotte
.602	LaMarr Hoyt
.593	Dick Donovan
.579	Reb Russell
.575	Eddie Fisher

## EARNED RUN AVERAGE

1.81	Ed Walsh
2.18	Frank Smith
2.25	Eddie Cicotte
2.30	Doc White
2.30	Jim Scott
2.33	Reb Russell
2.40	Nick Altrock
2.44	Joe Benz
2.48	Frank Owen
2.75	Roy Patterson

## LOSSES

230	Ted Lyons
213	Red Faber
152	Billy Pierce
148	Wilbur Wood
125	Ed Walsh
123	Doc White
119	Mark Buehrle
113	Joel Horlen
	Jim Scott
104	Thornton Lee

## GAMES

669	Red Faber
594	Ted Lyons
578	Wilbur Wood
512	Matt Thornton
456	Billy Pierce
426	Ed Walsh
424	Bobby Thigpen
390	Mark Buehrle
361	Hoyt Wilhelm
360	Doc White

## GAMES STARTED

484	Ted Lyons
483	Red Faber
390	Billy Pierce
365	Mark Buehrle
312	Ed Walsh
301	Doc White
286	Wilbur Wood
284	Joel Horlen
258	Eddie Cicotte
250	Richard Dotson

## COMPLETE GAMES

356	Ted Lyons
273	Red Faber
249	Ed Walsh
206	Doc White
183	Eddie Cicotte
	Billy Pierce
156	Frank Smith
142	Thornton Lee
123	Jim Scott
119	Roy Patterson

## SHUTOUTS

57	Ed Walsh
42	Doc White
35	Billy Pierce
29	Red Faber
28	Eddie Cicotte
27	Ted Lyons
26	Jim Scott
25	Frank Smith
24	Reb Russell
	Wilbur Wood

## QUALITY STARTS

282	Red Faber
	Ted Lyons
241	Billy Pierce
231	Mark Buehrle
177	Joel Horlen
172	Wilbur Wood
153	Eddie Cicotte
146	Gary Peters
140	Thornton Lee
136	Tommy John

## SAVES

201	Bobby Thigpen
173	Bobby Jenks
161	Roberto Hernandez
100	Keith Foulke
98	Hoyt Wilhelm
75	Terry Forster
69	Addison Reed
57	Wilbur Wood
56	Bob James
54	Ed Farmer

## HOLDS

164	Matt Thornton
71	Damaso Marte
65	Bob Howry
61	Scott Radinsky
53	Jesse Crain
52	Bill Simas
51	Keith Foulke
46	Cliff Politte
44	Donn Pall
42	Kelly Wunsch

## INNINGS PITCHED

4,161.0	Ted Lyons
4,086.2	Red Faber
2,946.1	Ed Walsh
2,931.0	Billy Pierce
2,524.1	Wilbur Wood
2,498.1	Doc White
2,476.2	Mark Buehrle
2,322.1	Eddie Cicotte
1,918.0	Joel Horlen
1,892.0	Jim Scott

## STRIKEOUTS

1,796	Billy Pierce
1,732	Ed Walsh
1,471	Red Faber
1,396	Mark Buehrle
1,332	Wilbur Wood
1,098	Gary Peters
<b>1,086</b>	<b>John Danks</b>
1,073	Ted Lyons
1,067	Doc White
<b>1,011</b>	<b>Chris Sale</b>

## WALKS

1,213	Red Faber
1,121	Ted Lyons
1,052	Billy Pierce
671	Wilbur Wood
637	Richard Dotson
633	Thornton Lee
609	Jim Scott
608	Ed Walsh
564	Mark Buehrle
561	Bill Dietrich

## HITS PER 9.0 IP

6.19	Hoyt Wilhelm
7.10	Ed Walsh
7.12	Frank Smith
<b>7.46</b>	<b>Chris Sale</b>
<b>7.67</b>	<b>Jack Harshman</b>
7.72	Jim Scott
7.74	Gary Peters
7.84	Juan Pizarro
7.86	Reb Russell
7.95	Eddie Cicotte

## RUNNERS PER 9.0 IP

9.12	Ed Walsh
9.85	Nick Altrock
	Reb Russell
9.91	Frank Smith
10.09	Eddie Cicotte
<b>10.12</b>	<b>Chris Sale</b>
10.16	Frank Owen
10.28	Doc White
10.48	Joe Benz
10.68	Eddie Fisher

## STRIKEOUTS/9.0 IP

<b>10.30</b>	<b>Chris Sale</b>
8.56	Javier Vazquez
7.97	Jake Peavy
7.50	Jason Bere
<b>7.27</b>	<b>Jose Quintana</b>
7.17	Melido Perez
7.15	Gavin Floyd
7.13	Terry Forster
6.94	Hoyt Wilhelm
6.88	Juan Pizarro

## SO/BB RATIO

<b>4.70</b>	<b>Chris Sale</b>
<b>3.09</b>	<b>Jose Quintana</b>
2.85	Ed Walsh
2.69	LaMarr Hoyt
2.58	Freddy Garcia
2.54	Gavin Floyd
2.48	Mark Buehrle
<b>2.26</b>	<b>John Danks</b>
2.23	Alex Fernandez
2.19	Jack McDowell

## RELIEF APPEARANCES

512	Matt Thornton
424	Bobby Thigpen
358	Hoyt Wilhelm
346	Keith Foulke
342	Roberto Hernandez
329	Bobby Jenks
316	Scott Radinsky
308	Bill Simas
294	Bob Howry
292	Wilbur Wood

## HOME RUNS

274	Mark Buehrle
241	Billy Pierce
223	Ted Lyons
193	Wilbur Wood
<b>192</b>	<b>John Danks</b>
182	Jon Garland
156	Richard Dotson
150	James Baldwin
148	Alex Fernandez
142	Joel Horlen

## Follow The Leader

The White Sox set a major-league record by holding the lead in each of their first 37 games in 2005, breaking the previous mark of 25 straight held by the 1955 Brooklyn Dodgers. The Sox 37-game streak also tied for the third-longest in major-league history, trailing only the 1998 Yankees (48) and 1932 Yankees (40).

# YEAR-BY-YEAR RESULTS

Year	Pos.	W-L	Pct.	GA-GB	Manager	Attend.	Home	Road	Notes
1901	1st	83-53	.610	+4.0	Clark Griffith	354,350	49-21	34-32	Inaugural season in AL
1902	4th	74-60	.552	-8.0	Clark Griffith	337,898	48-20	26-40	
1903	7th	60-77	.438	-30.5	Nixey Callahan	286,183	41-28	19-49	
1904	3rd	89-65	.578	-6.0	Nixey Callahan/Fielder Jones	557,123	50-27	39-38	
1905	2nd	92-60	.605	-3.0	Fielder Jones	687,419	50-29	42-31	
1906	1st	93-58	.616	+3.0	Fielder Jones	585,202	54-23	39-35	World Champions
1907	3rd	87-64	.576	-5.5	Fielder Jones	667,307	48-29	39-35	
1908	3rd	88-64	.579	-1.5	Fielder Jones	636,096	51-25	37-39	
1909	4th	78-74	.513	-20.0	Billy Sullivan	478,400	42-34	36-40	
<b>Totals</b>		<b>744-575</b>	<b>.564</b>				<b>433-236</b>	<b>311-339</b>	
1910	6th	68-85	.444	-35.5	Hugh Duffy	552,084	41-37	27-48	
1911	4th	77-74	.510	-24.0	Hugh Duffy	583,208	40-37	37-37	
1912	4th	78-76	.506	-28.0	Nixey Callahan	602,241	34-43	44-33	
1913	5th	78-74	.513	-17.5	Nixey Callahan	644,501	40-37	38-37	
1914	6th	70-84	.455	-30.0	Nixey Callahan	469,290	43-37	27-47	
1915	3rd	93-61	.604	-9.5	Clarence Rowland	539,461	54-24	39-37	
1916	2nd	89-65	.578	-2.0	Clarence Rowland	679,923	49-28	40-37	
1917	1st	100-54	.649	+9.0	Clarence Rowland	684,521	56-21	44-33	World Champions
1918	6th	57-67	.460	17.0	Clarence Rowland	195,081	30-26	27-41	
1919	1st	88-52	.629	+3.5	Kid Gleason	627,186	48-22	40-30	Lost to Reds in WS
<b>Totals</b>		<b>798-692</b>	<b>.536</b>				<b>435-312</b>	<b>363-380</b>	
1920	2nd	96-58	.623	-2.0	Kid Gleason	833,492	52-25	44-33	
1921	7th	62-92	.403	-36.5	Kid Gleason	543,650	37-40	25-52	
1922	5th	77-77	.500	-17.0	Kid Gleason	602,860	43-34	34-43	
1923	7th	69-85	.448	-30.0	Kid Gleason	573,778	30-45	39-40	
1924	8th	66-87	.431	-25.5	John Evers/Ed Walsh/ Eddie Collins/John Evers	606,658	37-39	29-48	
1925	5th	79-75	.513	-18.5	Eddie Collins	823,231	44-33	35-42	
1926	5th	81-72	.529	-9.5	Eddie Collins	710,339	47-31	34-41	
1927	5th	70-83	.458	-39.5	Ray Schalk	614,423	38-37	32-46	
1928	5th	72-82	.468	-29.0	Ray Schalk/Russ Blackburne	494,152	37-40	35-42	
1929	7th	59-93	.366	-46.0	Russ Blackburne	426,795	35-41	24-52	
<b>Totals</b>		<b>731-804</b>	<b>.476</b>				<b>400-365</b>	<b>331-439</b>	
1930	7th	62-92	.403	-40.0	Donie Bush	406,123	34-44	28-48	
1931	8th	56-97	.366	-51.5	Donie Bush	403,550	31-45	25-52	
1932	7th	49-102	.325	-56.5	Lew Fonseca	233,198	28-49	21-53	
1933	6th	67-83	.447	-31.0	Lew Fonseca	397,789	35-41	32-42	Host 1st All-Star Game
1934	8th	53-99	.349	-47.0	Lew Fonseca/Jimmy Dykes	236,559	29-46	24-53	
1935	5th	74-78	.487	-19.5	Jimmy Dykes	470,281	42-34	32-44	
1936	3rd	81-70	.536	-20.0	Jimmy Dykes	440,810	43-32	38-38	
1937	3rd	86-68	.588	-16.0	Jimmy Dykes	589,245	47-30	39-38	
1938	6th	65-83	.439	-32.0	Jimmy Dykes	338,278	33-39	32-44	
1939	4th	85-69	.552	-22.5	Jimmy Dykes	594,104	50-27	35-42	
<b>Totals</b>		<b>678-841</b>	<b>.446</b>				<b>372-306</b>	<b>306-454</b>	
1940	4th	82-72	.532	-8.0	Jimmy Dykes	660,336	41-36	41-36	
1941	3rd	77-77	.500	-24.0	Jimmy Dykes	677,077	38-39	39-38	
1942	6th	66-82	.466	-34.0	Jimmy Dykes	425,734	35-35	31-47	
1943	4th	82-72	.532	-16.0	Jimmy Dykes	508,962	40-36	42-36	
1944	7th	71-83	.461	-18.0	Jimmy Dykes	563,539	41-36	30-47	
1945	6th	71-78	.477	-15.0	Jimmy Dykes	657,981	44-29	27-49	
1946	5th	74-80	.481	-30.0	Jimmy Dykes/Ted Lyons	983,403	40-38	34-42	
1947	6th	70-84	.455	-27.0	Ted Lyons	876,948	32-43	38-41	
1948	8th	51-101	.336	-44.5	Ted Lyons	777,844	27-48	24-53	
1949	6th	63-91	.409	-34.0	Jack Onslow	937,151	32-45	31-46	
<b>Totals</b>		<b>707-820</b>	<b>.463</b>				<b>370-385</b>	<b>337-435</b>	
1950	6th	60-94	.390	-38.0	Jack Onslow/Red Corriden	781,330	35-42	25-52	Host All-Star Game
1951	4th	81-73	.526	-17.0	Paul Richards	1,328,234	39-38	42-35	21-game improvement
1952	3rd	81-73	.526	-14.0	Paul Richards	1,231,675	44-33	37-40	
1953	3rd	89-65	.578	-11.5	Paul Richards	1,141,353	41-36	48-29	
1954	3rd	94-60	.610	-17.0	Paul Richards/Marty Marion	1,231,629	45-32	49-28	
1955	3rd	91-63	.591	-9.0	Marty Marion	1,175,684	49-32	42-35	
1956	3rd	85-69	.552	-12.0	Marty Marion	1,000,090	46-31	39-38	
1957	2nd	90-64	.584	-8.0	Al Lopez	1,135,668	45-32	45-32	
1958	2nd	82-72	.532	-10.0	Al Lopez	797,451	47-30	35-42	
1959	1st	94-60	.610	+5.0	Al Lopez	1,423,144	47-30	47-30	AL Champions
<b>Totals</b>		<b>847-693</b>	<b>.550</b>				<b>438-336</b>	<b>409-361</b>	

# YEAR-BY-YEAR RESULTS

Year	Pos.	W-L	Pct.	GA-GB	Manager	Attend.	Home	Road	Notes
1960	3rd	87-67	.565	-10.0	Al Lopez	1,644,460	51-26	36-41	
1961	4th	86-76	.531	-23.0	Al Lopez	1,146,019	53-28	33-48	
1962	5th	85-77	.525	-11.0	Al Lopez	1,131,562	43-38	42-39	
1963	2nd	94-68	.580	-10.5	Al Lopez	1,158,848	49-33	45-35	
1964	2nd	98-64	.605	-1.0	Al Lopez	1,250,053	52-29	46-35	
1965	2nd	95-67	.586	-7.0	Al Lopez	1,130,519	48-33	47-34	
1966	4th	83-79	.512	-15.0	Eddie Stanky	990,016	45-36	38-43	
1967	4th	89-73	.549	-3.0	Eddie Stanky	985,634	49-33	40-40	17 straight winning years
1968	18th	67-95	.414	-36.0	Eddie Stanky/Les Moss/Al Lopez	803,775	36-45	31-50	1-8 in Milwaukee
1969	5th	68-94	.420	-29.0	Al Lopez/Don Gutteridge	589,546	41-40	27-54	7-4 in Milwaukee
<b>Totals</b>		<b>852-760</b>	<b>.529</b>				<b>467-341</b>	<b>385-419</b>	
1970	6th	56-106	.346	-42.0	Don Gutteridge/Bill Adair/ Chuck Tanner	495,355	31-53	25-53	Club-record 106 losses
1971	3rd	79-83	.488	-22.5	Chuck Tanner	833,891	39-42	40-41	23-game improvement
1972	2nd	87-67	.565	-5.5	Chuck Tanner	1,186,018	55-23	32-44	
1973	5th	77-85	.475	-17.0	Chuck Tanner	1,316,527	40-41	37-44	
1974	4th	80-80	.500	-9.0	Chuck Tanner	1,163,596	46-34	34-46	
1975	5th	75-86	.466	-22.5	Chuck Tanner	770,800	42-39	33-47	
1976	6th	64-97	.398	-25.5	Paul Richards	914,945	35-45	29-52	
1977	3rd	90-72	.556	-12.0	Bob Lemon	1,657,135	48-33	42-39	
1978	5th	71-90	.441	-20.5	Bob Lemon/Larry Doby	1,491,100	38-42	33-48	
1979	5th	73-87	.456	-14.0	Don Kessinger/Tony La Russa	1,280,702	33-45	40-41	
<b>Totals</b>		<b>752-853</b>	<b>.469</b>				<b>407-397</b>	<b>345-455</b>	
1980	5th	70-90	.438	-26.0	Tony La Russa	1,200,365	37-42	33-48	
1981	5th	54-52	.509	-8.5	Tony La Russa	946,651	25-24	29-28	
1982	3rd	87-75	.537	-6.0	Tony La Russa	1,567,787	49-31	38-44	
1983	1st	99-63	.612	+20.0*	Tony La Russa	2,132,821	55-26	44-37	Lost to Baltimore in ALCS; Host 50th anniv. ASG
1984	15th	74-88	.457	-10.0	Tony La Russa	2,136,988	43-48	31-50	
1985	3rd	85-77	.525	-6.0	Tony La Russa	1,669,888	45-36	40-41	
1986	5th	72-90	.444	-20.0	T. La Russa/D. Rader/J. Fregosi	1,424,313	41-40	31-50	
1987	5th	77-85	.475	-8.0	Jim Fregosi	1,208,060	38-43	39-42	
1988	5th	71-90	.441	-32.5	Jim Fregosi	1,115,525	40-41	31-49	
1989	7th	69-92	.429	-29.5	Jeff Torborg	1,045,651	35-45	34-47	
<b>Totals</b>		<b>758-802</b>	<b>.486</b>				<b>408-366</b>	<b>350-436</b>	
1990	2nd	94-68	.580	-9.0	Jeff Torborg	2,002,359	49-31	45-37	25-game improvement
1991	2nd	87-75	.537	-8.0	Jeff Torborg	2,934,154	46-35	41-40	New Comiskey Park opens
1992	3rd	86-76	.531	-10.0	Gene Lamont	2,681,156	49-31	36-44	
1993	1st	94-68	.580	+8.0	Gene Lamont	2,581,091	45-36	49-32	Lost to Toronto in ALCS
1994	1st	67-46	.593	+1.0	Gene Lamont	1,697,398	34-19	33-27	Strike-shortened year
1995	3rd	68-76	.472	-32.0	Gene Lamont/Terry Bevington	1,609,773	38-34	30-42	
1996	2nd	85-77	.525	-14.5	Terry Bevington	1,676,416	44-37	41-40	
1997	2nd	80-81	.497	-6.0	Terry Bevington	1,865,222	45-36	35-45	
1998	2nd	80-82	.494	-9.0	Jerry Manuel	1,391,146	44-37	36-45	
1999	2nd	75-86	.466	-21.5	Jerry Manuel	1,338,851	38-42	37-44	
<b>Totals</b>		<b>816-735</b>	<b>.526</b>				<b>433-339</b>	<b>383-396</b>	
2000	1st	95-67	.586	+5.0	Jerry Manuel	1,947,799	46-35	49-32	Lost to Seattle in ALDS
2001	3rd	83-79	.512	-8.0	Jerry Manuel	1,766,172	46-35	37-44	
2002	2nd	81-81	.500	-13.5	Jerry Manuel	1,676,804	47-34	34-47	
2003	2nd	86-76	.531	-4.0	Jerry Manuel	1,939,594	51-30	35-46	Host 74th All-Star Game
2004	2nd	83-79	.512	-9.0	Ozzie Guillen	1,930,537	46-35	37-44	
2005	1st	99-63	.612	+6.0	Ozzie Guillen	2,342,833	47-34	52-29	World Champions
2006	3rd	90-72	.556	-6.0	Ozzie Guillen	**2,957,414	49-32	41-40	Club attendance record
2007	4th	72-90	.444	-24.0	Ozzie Guillen	2,684,395	38-43	34-47	
2008	1st	89-74	.546	+1.0	Ozzie Guillen	2,500,648	54-28	35-46	Lost to Tampa Bay in ALDS
2009	3rd	79-83	.488	-7.5	Ozzie Guillen	2,284,163	43-38	36-45	
<b>Totals</b>		<b>857-764</b>	<b>.529</b>				<b>467-344</b>	<b>390-420</b>	
2010	2nd	88-74	.543	-6.0	Ozzie Guillen	2,194,378	45-36	43-38	
2011	3rd	79-83	.488	-16.0	Ozzie Guillen/Don Cooper	2,001,262	36-45	43-38	
2012	2nd	85-77	.525	-3.0	Robin Ventura	1,965,955	45-36	40-41	
2013	5th	63-99	.389	-30.0	Robin Ventura	1,768,413	37-44	26-55	
2014	4th	73-89	.451	-17.0	Robin Ventura	1,650,821	40-41	33-48	
2015	4th	76-86	.469	-19.0	Robin Ventura	1,755,810	40-41	36-45	25th season at USCF
<b>Totals</b>		<b>464-508</b>	<b>.477</b>				<b>243-243</b>	<b>221-265</b>	
<b>All-Time</b>		<b>9,004-8,847</b>	<b>.504</b>						
<b>OCP</b>		<b>3,024-2,926</b>	<b>.508</b>						
<b>USCF</b>		<b>1,094-895</b>	<b>.550</b>						

\*American League record

\*\*White Sox record

FRONT OFFICE  
FIELD STAFF  
PLAYERS  
OPPONENTS  
2015 REVIEW  
HISTORY  
RECORDS  
MINOR LEAGUES  
MEDIAMISC.

# YEAR-BY-YEAR HITTING

Year	G	AB	R	H	2B	3B	HR	RBI	BB	IBB	SO	HBP	SB	CS	AVG	OBP	SLG
1901	137	4725	819	1303	173	89	32	656	475	—	337	62	280	—	.276	.350	.370
1902	138	4654	675	1248	170	50	14	537	411	—	381	36	265	—	.268	.332	.335
1903	138	4670	516	1152	176	49	14	436	325	—	537	38	180	—	.247	.301	.314
1904	156	5027	600	1217	193	68	14	519	373	—	586	41	216	—	.242	.300	.316
1905	158	5114	612	1213	200	55	11	487	439	—	613	58	194	—	.237	.305	.304
1906	154	4925	570	1133	152	52	7	444	453	—	—	51	214	—	.230	.302	.286
1907	157	5070	588	1205	149	33	5	474	421	—	—	48	175	—	.238	.302	.283
1908	156	5027	537	1127	145	41	3	430	463	—	—	62	209	—	.224	.298	.271
1909	159	5018	492	1109	145	56	4	393	441	—	—	57	211	—	.221	.291	.275
1910	156	5024	457	1058	115	58	7	351	403	—	—	44	183	—	.211	.275	.261
1911	154	5213	719	1401	179	92	20	593	385	—	—	48	201	—	.269	.325	.350
1912	158	5182	639	1321	174	80	17	537	423	—	—	51	205	—	.255	.317	.329
1913	153	4822	488	1139	157	66	24	410	398	—	550	36	156	—	.236	.299	.311
1914	157	5040	487	1205	161	71	19	390	408	—	609	46	167	152	.239	.302	.311
1915	155	4914	717	1269	163	102	25	598	583	—	575	71	233	183	.258	.345	.348
1916	155	5081	601	1277	194	100	17	484	447	—	591	60	197	—	.251	.319	.339
1917	156	5057	656	1281	152	81	18	535	522	—	479	47	219	—	.253	.329	.326
1918	124	4132	457	1057	136	55	8	375	375	—	358	27	116	—	.256	.322	.321
1919	140	4675	667	1343	218	70	25	571	427	—	358	34	150	—	.287	.351	.380
1920	154	5328	794	1574	263	98	37	694	471	—	355	38	109	96	.295	.357	.402
1921	154	5329	683	1509	242	82	35	609	445	—	474	43	94	93	.283	.343	.379
1922	155	5267	691	1463	243	62	45	635	482	—	463	43	109	84	.278	.343	.373
1923	156	5246	692	1463	254	57	42	604	532	—	458	40	191	118	.279	.350	.373
1924	154	5255	793	1512	254	58	41	710	604	—	421	35	137	92	.288	.365	.382
1925	154	5224	811	1482	299	59	38	738	662	—	405	48	131	87	.284	.369	.385
1926	155	5220	730	1508	314	60	32	666	556	—	381	34	123	78	.289	.361	.390
1927	153	5157	662	1433	285	61	36	610	493	—	389	26	89	75	.278	.344	.378
1928	155	5207	656	1405	231	77	24	592	469	—	488	31	139	82	.270	.334	.358
1929	152	5248	627	1406	240	74	37	569	425	—	436	21	109	65	.268	.325	.363
1930	154	5419	729	1496	256	90	63	679	389	—	479	32	74	40	.276	.328	.391
1931	156	5481	704	1423	238	69	27	649	483	—	445	30	94	39	.260	.323	.343
1932	152	5336	667	1426	274	56	36	608	459	—	386	18	89	58	.267	.327	.360
1933	151	5318	683	1448	231	53	43	642	538	—	416	27	43	46	.272	.342	.360
1934	153	5301	704	1395	237	40	71	668	565	—	524	17	36	27	.263	.336	.363
1935	153	5314	738	1460	262	42	74	690	580	—	405	19	46	28	.275	.348	.382
1936	153	5314	738	1460	262	42	74	690	580	—	405	25	46	28	.275	.348	.382
1937	154	5277	780	1478	280	76	67	726	549	—	447	19	70	34	.280	.350	.400
1938	149	5199	709	1439	239	55	67	657	514	—	489	14	56	39	.277	.343	.383
1939	155	5279	755	1451	220	56	64	679	579	—	502	21	113	61	.275	.349	.374
1940	155	5386	735	1499	238	63	73	671	496	—	569	10	52	60	.278	.340	.387
1941	156	5404	638	1376	245	47	47	567	510	—	476	24	91	53	.255	.322	.343
1942	148	4949	538	1215	214	36	25	486	497	—	427	16	114	70	.246	.316	.318
1943	155	5254	573	1297	193	46	33	508	561	—	581	22	173	87	.247	.322	.320
1944	154	5292	543	1307	210	55	23	494	439	—	448	21	66	47	.247	.307	.320
1945	150	5077	596	1330	204	55	22	544	470	—	467	14	78	54	.262	.326	.337
1946	155	5312	562	1364	206	44	37	515	501	—	600	20	78	64	.257	.323	.333
1947	155	5312	562	1364	206	44	37	515	501	—	600	14	78	64	.257	.323	.342
1948	154	5192	559	1303	172	39	55	532	595	—	528	11	46	47	.251	.329	.331
1949	154	5204	648	1340	207	66	43	591	702	—	596	13	62	55	.257	.347	.347
1950	156	5260	625	1368	172	47	93	592	551	—	566	28	19	22	.260	.333	.364
1951	155	5378	714	1453	229	64	86	668	596	—	524	51	99	70	.270	.349	.385
1952	156	5212	716	1345	226	53	74	669	601	—	530	58	73	55	.258	.341	.364
1953	156	5212	716	1345	226	53	74	669	601	—	530	54	73	55	.258	.341	.364
1954	155	5168	710	1382	203	47	94	655	604	48	536	51	98	64	.267	.347	.379
1955	155	5220	725	1401	204	36	116	677	567	38	595	58	70	49	.268	.344	.388
1956	154	5286	776	1412	218	43	128	726	619	31	660	75	71	36	.267	.349	.397
1957	155	5265	707	1369	208	41	106	670	633	33	744	68	109	52	.260	.345	.375
1958	155	5249	634	1348	191	42	101	594	518	30	669	49	101	37	.257	.327	.367
1959	156	5297	669	1326	219	46	97	620	580	46	634	49	113	53	.250	.327	.364
1960	154	5191	741	1402	242	38	112	684	567	36	647	54	121	58	.270	.345	.396

# YEAR-BY-YEAR HITTING

Year	G	AB	R	H	2B	3B	HR	RBI	BB	IBB	SO	HBP	SB	CS	AVG	OBP	SLG
1961	163	5556	765	1475	216	46	138	704	550	30	612	57	100	41	.265	.335	.395
1962	162	5514	707	1415	250	56	92	662	620	41	674	41	76	41	.257	.334	.372
1963	162	5508	683	1379	208	40	114	647	571	29	896	40	64	28	.250	.323	.365
1964	162	5491	642	1356	184	40	106	586	562	58	903	52	75	40	.247	.320	.353
1965	162	5509	647	1354	200	38	125	592	533	62	917	43	50	33	.246	.315	.364
1966	163	5348	574	1235	193	40	87	524	476	50	872	44	153	78	.231	.297	.331
1967	162	5383	531	1209	181	34	89	491	480	56	849	38	124	82	.225	.291	.320
1968	162	5405	463	1233	169	33	71	431	397	47	840	40	90	50	.228	.284	.311
1969	162	5450	625	1346	210	27	112	584	552	45	843	49	54	22	.247	.320	.357
1970	162	5514	633	1394	192	20	123	588	477	41	872	42	52	31	.253	.315	.362
1971	162	5382	617	1346	185	30	138	568	562	45	870	51	83	65	.250	.325	.373
1972	154	5083	566	1208	170	28	108	528	511	69	991	34	100	52	.238	.310	.346
1973	162	5475	652	1400	228	38	111	598	537	30	952	32	83	73	.256	.324	.372
1974	163	5577	684	1492	225	23	135	633	519	40	858	26	64	52	.268	.330	.389
1975	161	5490	655	1400	209	38	94	604	611	53	800	40	101	57	.255	.331	.358
1976	161	5532	586	1410	209	46	73	538	471	43	739	34	120	53	.255	.314	.349
1977	162	5633	844	1568	254	52	192	809	559	46	666	34	42	43	.278	.344	.444
1978	161	5393	634	1423	221	41	106	595	409	20	625	33	83	68	.264	.317	.379
1979	159	5463	730	1505	290	33	127	680	454	29	668	36	97	62	.275	.333	.410
1980	162	5444	587	1408	255	38	91	547	399	46	670	39	68	54	.259	.311	.370
1981	106	3615	476	982	135	27	76	438	322	16	518	43	86	44	.272	.335	.387
1982	162	5575	786	1523	266	52	136	747	533	45	866	30	136	58	.273	.337	.413
1983	162	5484	800	1439	270	42	157	762	527	50	888	43	165	50	.262	.329	.413
1984	162	5513	679	1360	225	38	172	640	523	43	883	39	109	49	.247	.314	.395
1985	163	5470	736	1386	247	37	146	695	471	40	843	43	108	56	.253	.315	.392
1986	162	5406	644	1335	197	34	121	605	487	29	940	34	115	54	.247	.310	.363
1987	162	5538	748	1427	283	36	173	706	487	35	971	33	138	52	.258	.319	.415
1988	161	5449	631	1327	224	35	132	573	446	50	908	34	98	46	.244	.303	.370
1989	161	5504	693	1493	262	36	94	661	464	51	873	28	97	52	.271	.328	.383
1990	162	5402	682	1393	251	44	106	637	478	50	903	36	140	90	.258	.320	.379
1991	162	5594	758	1464	226	39	139	722	610	45	896	37	134	74	.262	.336	.391
1992	162	5498	738	1434	269	36	110	686	622	48	784	31	160	57	.261	.336	.383
1993	162	5483	776	1454	228	44	162	731	604	52	834	33	106	57	.265	.338	.411
1994	113	3942	633	1133	175	39	121	602	497	47	568	20	77	27	.287	.366	.444
1995	145	5060	755	1417	252	37	146	712	576	54	768	32	110	39	.280	.354	.431
1996	162	5644	898	1586	284	33	195	860	701	68	927	34	105	41	.281	.360	.447
1997	161	5491	779	1498	260	28	158	740	569	40	901	33	106	52	.273	.341	.417
1998	163	5585	861	1516	291	38	198	806	551	34	916	47	127	46	.271	.339	.444
1999	162	5644	777	1563	298	37	162	742	499	22	810	34	110	50	.277	.337	.429
2000	162	5646	978	1615	325	33	216	926	591	28	960	53	119	42	.286	.356	.470
2001	162	5464	798	1463	300	29	214	770	520	31	998	52	123	59	.268	.334	.451
2002	162	5502	856	1475	289	29	217	819	555	17	952	49	75	31	.268	.338	.449
2003	162	5487	791	1445	303	19	220	766	519	27	916	58	77	29	.263	.331	.446
2004	162	5534	865	1481	284	19	242	823	499	25	1030	63	78	51	.268	.333	.457
2005	162	5529	741	1450	253	23	200	713	435	27	1002	79	137	67	.262	.322	.425
2006	162	5657	868	1586	291	20	236	839	502	33	1056	58	93	48	.280	.342	.464
2007	162	5441	693	1341	249	20	190	667	532	33	1149	52	78	45	.246	.318	.404
2008	163	5553	811	1458	296	13	235	785	540	33	1016	63	67	34	.263	.332	.448
2009	162	5463	724	1410	246	20	184	695	534	25	1022	62	113	49	.258	.329	.411
2010	162	5484	752	1467	263	21	177	710	467	23	922	79	160	74	.268	.332	.420
2011	162	5502	654	1387	252	16	154	625	475	31	989	84	81	53	.252	.319	.388
2012	162	5518	748	1409	228	29	211	726	461	24	1203	65	109	43	.255	.318	.422
2013	162	5563	598	1385	237	19	148	574	411	23	1207	34	105	42	.249	.302	.378
2014	162	5543	660	1400	279	32	155	625	417	33	1362	60	85	36	.253	.310	.398
2015	162	5533	622	1381	260	27	136	595	404	22	1231	65	68	42	.250	.306	.380

## Slamming Good Time

The White Sox hit two grand slams in one game on April 13, 2008 vs. Detroit for just the third time in franchise history. Paul Konerko hit his seventh career grand slam in the third inning off Kenny Rogers, and Joe Crede hit his sixth in the fifth off Zach Miner. The other occurrences were on September 4, 1995 at Texas when Robin Ventura hit a pair of slams and May 19, 1996 at Detroit (Darren Lewis and Ventura).



# YEAR-BY-YEAR PITCHING

Year	W	L	SV	SVO	G	CG	IP	H	R	ER	HR	BB	SO	ERA	AVG	OBP	SLG	
FRONT OFFICE																		
1901	83	53	2	—	137	110	1218.1	1250	631	403	27	312	394	2.98	—	—	—	
1902	74	60	0	—	138	116	1221.2	1269	602	463	30	331	346	3.41	—	—	—	
1903	60	77	4	—	138	114	1235.0	1233	613	414	23	287	391	3.02	.260	.309	—	
FIELD STAFF																		
1904	89	65	3	—	156	134	1380.0	1161	482	353	13	303	550	2.30	.226	.275	—	
1905	92	60	0	—	158	131	1427.0	1163	451	315	11	329	613	1.99	—	—	—	
1906	93	58	3	—	154	117	1375.1	1212	460	326	11	255	543	2.13	—	—	—	
1907	87	64	9	—	157	112	1406.1	1279	474	347	13	305	604	2.22	.245	.309	—	
1908	88	64	10	—	156	107	1414.0	1165	470	349	11	284	623	2.22	—	—	—	
1909	78	74	4	—	159	115	1430.1	1182	463	326	8	340	669	2.05	—	—	—	
1910	68	85	7	—	156	103	1421.0	1130	479	320	16	381	785	2.03	—	—	—	
PLAYERS																		
1911	77	74	11	—	154	85	1386.1	1349	624	458	22	384	752	2.97	—	—	—	
1912	78	76	16	—	158	85	1413.0	1398	648	480	26	426	698	3.06	—	—	—	
1913	78	74	8	—	153	84	1360.1	1190	498	352	10	438	602	2.33	—	—	—	
1914	70	84	11	—	157	74	1398.2	1207	560	385	15	401	660	2.48	—	—	—	
1915	93	61	9	—	155	91	1401.0	1242	509	378	14	350	635	2.43	—	—	—	
1916	89	65	15	—	155	73	1412.1	1189	497	371	14	405	644	2.36	—	—	—	
1917	100	54	21	—	156	78	1424.1	1236	464	342	10	413	517	2.16	—	—	—	
1918	57	67	8	—	124	76	1126.0	1092	446	342	9	300	349	2.73	.265	.318	—	
1919	88	52	3	—	140	88	1265.2	1245	534	428	24	342	468	3.04	—	—	—	
1920	96	58	10	—	154	109	1386.2	1467	665	553	45	405	438	3.59	—	—	—	
OPPONENTS																		
1921	62	92	9	—	154	84	1365.1	1603	858	749	52	549	392	4.94	.303	.372	—	
1922	77	77	8	—	155	86	1403.2	1472	691	614	57	529	484	3.94	.277	.345	—	
1923	69	85	11	—	156	74	1397.0	1512	741	628	49	534	467	4.05	.282	.351	—	
1924	66	87	11	—	154	76	1370.2	1635	858	722	52	512	360	4.74	.300	.363	—	
1925	79	75	13	—	154	71	1385.2	1579	770	660	69	489	374	4.29	.294	.356	—	
1926	81	72	12	—	155	85	1380.0	1426	665	573	47	506	458	3.74	.271	.336	—	
1927	70	83	8	—	153	85	1367.0	1467	708	594	55	440	365	3.91	.283	.342	—	
1928	72	82	11	—	155	88	1378.0	1518	725	610	66	501	418	3.98	.276	.340	—	
1929	59	93	7	—	152	78	1357.2	1481	792	666	84	505	328	4.41	.284	.351	—	
1930	62	92	10	—	154	63	1361.0	1629	884	713	74	407	471	4.71	.300	.352	—	
2015 REVIEW																		
1931	56	97	10	—	156	54	1390.1	1613	939	778	82	588	421	5.04	.288	.359	—	
1932	49	102	12	—	152	50	1348.2	1551	897	723	88	580	379	4.82	.287	.359	—	
1933	53	99	8	—	153	72	1355.0	1599	946	814	139	628	506	5.41	.277	.343	—	
1934	53	99	8	—	153	72	1355.0	1599	946	814	139	628	506	5.41	.292	.367	—	
1935	74	78	8	—	153	80	1360.2	1443	750	662	105	574	436	4.38	.272	.346	—	
1936	81	70	8	—	153	80	1365.0	1603	873	768	104	578	414	5.06	.293	.363	—	
1937	86	68	21	—	154	70	1351.1	1435	730	626	115	532	533	4.17	.273	.341	—	
1938	65	83	9	—	149	83	1316.1	1449	752	638	101	550	432	4.36	.279	.350	—	
1939	85	69	24	—	155	62	1377.0	1470	737	659	99	454	535	4.31	.275	.333	—	
1940	82	72	18	—	155	83	1386.2	1335	672	576	111	480	574	3.74	.250	.313	—	
HISTORY																		
1941	77	77	4	—	156	106	1416.0	1362	649	554	89	521	564	3.52	.252	.320	—	
1942	66	82	8	—	148	86	1314.1	1304	609	523	74	473	432	3.58	.258	.325	—	
1943	82	72	19	—	155	70	1400.1	1352	594	498	54	501	476	3.20	.255	.324	—	
1944	71	83	17	—	154	64	1390.2	1411	662	553	68	420	481	3.58	.264	.320	—	
1945	71	78	13	—	150	84	1330.2	1400	633	546	63	448	486	3.69	.270	.332	—	
1946	74	80	16	—	155	62	1392.1	1348	595	479	80	508	550	3.10	.255	.323	—	
1947	70	84	27	—	155	47	1391.0	1384	661	562	76	603	522	3.64	.261	.339	—	
1948	51	101	23	—	154	35	1345.2	1454	814	731	89	673	403	4.89	.280	.365	—	
1949	63	91	17	—	154	57	1363.1	1362	737	651	108	693	502	4.30	.264	.353	—	
1950	60	94	9	—	156	62	1365.2	1370	749	669	107	734	566	4.41	.263	.356	—	
RECORDS																		
1951	81	73	14	—	155	74	1418.1	1353	644	552	109	549	572	3.50	.252	.323	—	
1952	81	73	28	—	156	53	1416.2	1251	568	512	86	578	774	3.25	.238	.316	—	
1953	89	65	33	—	156	57	1403.2	1299	592	532	113	583	714	3.41	.246	.324	—	
1954	94	60	27	35	155	60	1383.0	1255	520	469	94	517	700	3.05	.244	.312	.353	
1955	91	63	27	37	155	55	1378.0	1301	557	515	111	498	720	3.36	.251	.317	.363	
1956	85	69	3	8	154	65	1389.0	1349	634	572	118	521	722	3.71	.256	.324	.376	
1957	90	64	26	39	155	59	1401.2	1305	566	522	124	470	665	3.35	.248	.311	.372	
1958	82	72	24	37	155	55	1389.2	1296	615	557	152	515	750	3.61	.250	.317	.384	
1959	94	60	37	45	156	44	1425.1	1297	588	519	129	525	761	3.28	.242	.312	.359	
1960	87	67	26	52	154	42	1381.0	1338	617	552	127	533	695	3.60	.258	.326	.379	
MEDIA/MISC.																		
MINOR LEAGUES																		

# YEAR-BY-YEAR PITCHING

Year	W	L	SV	SVO	G	CG	IP	H	R	ER	HR	BB	SO	ERA	AVG	OBP	SLG
1961	86	76	33	48	163	39	1448.2	1491	726	653	158	498	814	4.06	.268	.326	.409
1962	85	77	28	37	162	50	1451.2	1380	658	602	123	537	823	3.73	.251	.317	.370
1963	94	68	40	54	162	49	1469.0	1311	544	485	100	440	931	2.97	.239	.297	.342
1964	98	64	39	48	162	44	1467.2	1216	501	444	124	402	956	2.72	.226	.282	.336
1965	95	67	52	62	162	21	1481.2	1261	555	493	122	460	947	2.99	.231	.292	.343
1966	83	79	34	47	163	38	1475.1	1229	517	440	101	403	895	2.68	.226	.282	.324
1967	89	73	39	47	162	36	1490.1	1197	491	406	87	465	927	2.45	.219	.287	.306
1968	67	95	40	51	162	20	1468.0	1290	527	448	97	451	834	2.75	.236	.301	.337
1969	68	94	25	41	162	29	1437.2	1470	723	672	146	564	810	4.21	.267	.337	.398
1970	56	106	30	41	162	20	1430.1	1554	822	725	164	556	762	4.56	.280	.347	.419
1971	79	83	32	43	162	46	1450.1	1348	597	503	100	468	976	3.12	.247	.307	.349
1972	87	67	42	55	154	36	1385.1	1269	538	480	94	431	936	3.12	.245	.305	.348
1973	77	85	35	42	162	48	1456.0	1484	705	625	110	574	848	3.86	.266	.336	.379
1974	80	80	29	45	163	55	1465.2	1470	721	641	103	548	826	3.94	.263	.332	.370
1975	75	86	39	53	161	34	1452.1	1489	703	634	107	655	799	3.93	.268	.347	.383
1976	64	97	22	31	161	54	1448.0	1460	745	684	87	600	802	4.25	.266	.339	.373
1977	90	72	40	51	162	34	1444.2	1557	771	681	136	516	842	4.24	.277	.339	.410
1978	71	90	33	46	161	38	1409.1	1380	731	660	128	586	710	4.21	.259	.334	.390
1979	73	86	37	51	159	28	1409.0	1365	748	642	114	618	675	4.10	.256	.334	.378
1980	70	90	42	62	162	32	1435.1	1434	722	625	108	563	724	3.92	.263	.333	.380
1981	54	52	23	30	106	20	940.2	891	423	363	73	336	529	3.47	.252	.319	.361
1982	87	75	41	55	162	30	1439.0	1502	710	618	99	460	753	3.87	.270	.326	.385
1983	99	63	48	63	162	35	1445.1	1355	650	591	128	447	877	3.68	.248	.307	.380
1984	74	88	32	51	162	43	1454.1	1416	736	668	155	483	840	4.13	.256	.318	.402
1985	85	77	39	58	163	20	1451.2	1411	720	655	161	569	1023	4.06	.256	.327	.406
1986	72	90	38	62	162	18	1442.1	1361	699	630	143	561	895	3.93	.251	.323	.392
1987	77	85	37	52	162	29	1447.2	1436	746	690	189	537	792	4.29	.259	.327	.416
1988	71	90	43	57	161	11	1439.0	1467	757	660	138	533	754	4.13	.266	.331	.399
1989	69	92	46	62	161	9	1422.0	1472	750	661	144	539	778	4.18	.269	.335	.410
1990	94	68	68	85	162	17	1449.1	1313	633	582	106	548	914	3.61	.244	.316	.358
1991	87	75	40	64	162	28	1478.0	1302	681	622	154	601	923	3.79	.239	.315	.374
1992	86	76	52	73	162	21	1461.2	1400	690	620	123	550	810	3.82	.252	.323	.371
1993	94	68	48	58	162	16	1454.0	1398	664	598	125	566	974	3.70	.255	.328	.372
1994	67	46	20	34	113	13	1011.1	964	498	445	115	377	754	3.96	.250	.317	.391
1995	68	76	36	58	145	12	1284.2	1374	758	693	164	617	892	4.85	.275	.356	.432
1996	85	77	43	75	162	7	1461.0	1529	794	733	174	616	1039	4.52	.270	.343	.424
1997	80	81	52	70	161	6	1422.1	1505	833	748	175	575	961	4.73	.271	.340	.430
1998	80	82	42	63	163	8	1438.2	1569	931	835	211	580	911	5.22	.278	.348	.453
1999	75	86	39	56	162	6	1438.1	1608	870	786	210	596	968	4.92	.282	.353	.447
2000	95	67	43	67	162	5	1450.1	1509	839	751	195	614	1037	4.66	.270	.346	.434
2001	83	79	51	71	162	8	1433.1	1465	795	725	181	500	921	4.55	.266	.334	.427
2002	81	81	35	46	162	7	1423.0	1422	798	716	190	528	945	4.53	.260	.330	.423
2003	86	76	36	53	162	12	1431.0	1364	715	663	162	518	1056	4.17	.253	.322	.404
2004	83	79	34	46	162	8	1432.1	1505	831	782	224	527	1013	4.91	.272	.338	.453
2005	99	63	54	73	162	9	1475.2	1392	645	592	167	459	1040	3.61	.249	.310	.397
2006	90	72	46	63	162	5	1449.0	1534	794	743	200	433	1012	4.61	.271	.326	.440
2007	72	90	42	65	162	9	1440.2	1556	839	763	174	499	1015	4.77	.276	.338	.435
2008	89	74	34	52	163	4	1457.2	1471	729	658	156	460	1147	4.06	.261	.320	.410
2009	79	83	36	54	162	4	1439.2	1438	732	663	169	507	1119	4.14	.261	.325	.414
2010	88	74	43	57	162	6	1446.1	1471	704	658	136	490	1149	4.09	.264	.325	.395
2011	79	83	42	62	162	6	1460.0	1463	706	665	147	439	1220	4.10	.261	.317	.397
2012	85	77	37	57	162	6	1445.2	1365	676	646	186	503	1246	4.02	.250	.319	.405
2013	63	99	40	60	162	5	1455.0	1424	723	643	182	509	1249	3.98	.256	.322	.408
2014	73	89	36	57	162	3	1441.0	1468	758	687	140	557	1152	4.29	.265	.337	.401
2015	76	86	37	52	162	7	1452.2	1443	701	643	162	474	1359	3.98	.260	.322	.410

## Three Of A Kind

The 2008 White Sox became the first team in major-league history to win each of its final three games of the regular season, all against a different opponent, as they rallied to win the American League Central.

Date	Opponent	Result	Winning Pitcher	Losing Pitcher	Notes
9/28/08	vs. Cleveland	W, 5-1	<b>Mark Buehrle</b>	Bryan Bullington	Mark Buehrle induced 4 GDP
9/29/08	vs. Detroit	W, 8-2	<b>Gavin Floyd</b>	Armando Galarraga	Alexei Ramirez hit 4th GS
9/30/08	vs. Minnesota	W, 1-0	<b>John Danks</b>	Nick Blackburn	Jim Thome hit 461-ft HR

# YEAR-BY-YEAR BATTING LEADERS

## AVERAGE

1901 F. Jones.....340
1902 F. Jones.....321
1903 D. Green.....309
1904 D. Green.....265
1905 J. Donahue.....287
1906 F. Isbell.....279
1907 P. Dougherty.....270
1908 P. Dougherty.....278
1909 P. Dougherty.....285
1910 P. Dougherty.....248
1911 M. McIntyre.....323
1912 P. Bodie.....294
1913 H. Chase.....286
1914 J. Fournier.....311
1915 S. Collins.....332
1916 J. Jackson.....341
1917 H. Felsch.....308
1918 B. Weaver.....300
1919 J. Jackson.....351
1920 J. Jackson.....382
1921 E. Collins.....337
1922 E. Collins.....324
1923 E. Collins.....360
1924 B. Falk.....352
1925 E. Collins.....346
1926 B. Falk.....345
1927 B. Falk.....327
1928 W. Kamm.....308
1929 C. Reynolds.....317
1930 C. Reynolds.....359
1931 L. Blue.....304
1932 R. Fothergill.....295
1933 A. Simmons.....331
1934 A. Simmons.....344
1935 L. Appling.....307
1936 L. Appling.....388
1937 Z. Bonura.....345
1938 H. Steinbacher.....331
1939 B. McNair.....342
1940 L. Appling.....348
1941 T. Wright.....322
1942 D. Kolloway.....273
1943 L. Appling.....328
1944 R. Hodgins.....295
1945 T. Cuccinello.....308
1946 L. Appling.....309
1947 T. Wright.....324
1948 L. Appling.....314
1949 C. Michaels.....308
1950 E. Robinson.....311
1951 M. Minoso.....324
1952 Two players.....296
1953 M. Minoso.....313
1954 M. Minoso.....320
1955 G. Kell.....312
1956 M. Minoso.....316
1957 N. Fox.....317
1958 N. Fox.....300
1959 N. Fox.....306
1960 A. Smith.....315
1961 F. Robinson.....310
1962 F. Robinson.....312
1963 P. Ward.....295
1964 F. Robinson.....301
1965 D. Buford.....293
1966 T. Agee.....278
1967 K. Berry.....241
1968 T. Davis.....268
1969 W. Williams.....304
1970 L. Aparicio.....313
1971 C. May.....294
1972 D. Allen.....308
1973 P. Kelly.....280
1974 J. Orta.....316
1975 J. Orta.....304
1976 R. Garr.....300
1977 R. Garr.....300
1978 L. Johnson.....273

1979 C. Lemon.....318
1980 C. Lemon.....292
1981 W. Nordhagen.....308
1982 G. Luzinski.....292
1983 T. Paociorek.....307
1984 H. Baines.....304
1985 H. Baines.....309
1986 H. Baines.....296
1987 I. Calderon.....293
1988 D. Gallagher.....303
1989 H. Baines.....321
1990 C. Fisk.....285
1991 F. Thomas.....318
1992 F. Thomas.....323
1993 F. Thomas.....317
1994 F. Thomas.....353
1995 F. Thomas.....308
1996 F. Thomas.....349
1997 F. Thomas.....347
1998 A. Belle.....328
1999 F. Thomas.....305
2000 F. Thomas.....328
2001 M. Ordonez.....305
2002 M. Ordonez.....320
2003 M. Ordonez.....317
2004 A. Rowand.....310
2005 S. Podsednik.....290
2006 J. Dye.....315
2007 J. Thome.....275
2008 J. Dye.....292
2009 S. Podsednik.....304
2010 P. Konerko.....312
2011 P. Konerko.....300
2012 A. Rios.....317
2013 A. Ramirez.....284
2014 J. Abreu.....317
2015 J. Abreu.....290

## RUNS SCORED

1901 F. Jones.....120
1902 S. Strang.....108
1903 D. Green.....75
1904 D. Green.....83
1905 F. Jones.....91
1906 E. Hahn.....80
1907 E. Hahn.....87
1908 F. Jones.....92
1909 P. Dougherty.....71
1910 R. Zeider.....57
1911 H. Lord.....103
1912 M. Rath.....104
1913 H. Lord.....62
1914 B. Weaver.....64
1915 E. Collins.....118
1916 J. Jackson.....91
1917 E. Collins.....91
1918 N. Leibold.....57
1919 B. Weaver.....89
1920 E. Collins.....117
1921 E. Johnson.....93
1922 H. Hooper.....111
1923 J. Mostil.....91
1924 E. Collins.....108
1925 J. Mostil.....135
1926 J. Mostil.....120
1927 A. Metzler.....87
1928 A. Metzler.....71
1929 B. Cissell.....83
1930 C. Reynolds.....103
1931 L. Blue.....119
1932 R. Kress.....83
1933 E. Swanson.....102
1934 A. Simmons.....102
1935 Z. Bonura.....107
1936 Z. Bonura.....120
1937 Two players.....105
1938 M. Owen.....84
1939 J. Kuhel.....107
1940 J. Kuhel.....111
1941 J. Kuhel.....99

1942 L. Appling.....78
1943 W. Moses.....82
1944 W. Moses.....82
1945 W. Moses.....79
1946 T. Tucker.....62
1947 L. Appling.....67
1948 T. Lupien.....69
1949 D. Philley.....84
1950 G. Zernial.....75
1951 M. Minoso.....109
1952 M. Minoso.....96
1953 M. Minoso.....104
1954 M. Minoso.....119
1955 N. Fox.....100
1956 N. Fox.....109
1957 N. Fox.....110
1958 N. Fox.....82
1959 L. Aparicio.....98
1960 J. Landis.....89
1961 M. Minoso.....91
1962 J. Cunningham.....91
1963 P. Ward.....80
1964 R. Hansen.....85
1965 D. Buford.....93
1966 T. Agee.....98
1967 T. Agee.....73
1968 L. Aparicio.....55
1969 L. Aparicio.....77
1970 L. Aparicio.....86
1971 B. Melton.....72
1972 D. Allen.....90
1973 B. Melton.....83
1974 D. Allen.....84
1975 P. Kelly.....73
1976 J. Orta.....74
1977 C. Lemon.....99
1978 R. Garr.....67
1979 Two players.....79
1980 C. Lemon.....76
1981 G. Luzinski.....55
1982 S. Kemp.....91
1983 R. Law.....95
1984 H. Baines.....72
1985 H. Baines.....86
1986 H. Baines.....72
1987 I. Calderon.....93
1988 Two players.....88
1989 I. Calderon.....83
1990 I. Calderon.....85
1991 F. Thomas.....104
1992 F. Thomas.....108
1993 F. Thomas.....106
1994 F. Thomas.....106
1995 F. Thomas.....102
1996 T. Phillips.....119
1997 F. Thomas.....110
1998 R. Durham.....126
1999 R. Durham.....109
2000 R. Durham.....121
2001 R. Durham.....104
2002 M. Ordonez.....116
2003 C. Lee.....100
2004 C. Lee.....103
2005 P. Konerko.....98
2006 J. Thome.....108
2007 J. Thome.....79
2008 Two players.....96
2009 J. Dye.....78
2010 J. Pierre.....96
2011 A. Ramirez.....81
2012 A. Rios.....93
2013 A. De Aza.....84
2014 A. Ramirez.....82
2015 A. Eaton.....98


## HITS

1901 F. Jones.....162
1902 F. Jones.....171
1903 D. Green.....154
1904 G. Davis.....143

1905 Two players.....153
1906 F. Isbell.....153
1907 J. Donahue.....158
1908 Two players.....134
1909 P. Dougherty.....140
1910 P. Dougherty.....110
1911 M. McIntyre.....184
1912 S. Collins.....168
1913 B. Weaver.....145
1914 S. Collins.....164
1915 E. Collins.....173
1916 J. Jackson.....202
1917 H. Felsch.....177
1918 B. Weaver.....126
1919 J. Jackson.....181
1920 E. Collins.....224
1921 E. Johnson.....181
1922 E. Collins.....194
1923 E. Collins.....182
1924 E. Collins.....194
1925 E. Shealy.....189
1926 J. Mostil.....197
1927 B. Falk.....175
1928 W. Kamm.....170
1929 B. Cissell.....173
1930 C. Reynolds.....102
1931 L. Blue.....179
1932 R. Kress.....147
1933 A. Simmons.....200
1934 A. Simmons.....192
1935 R. Radcliff.....178
1936 R. Radcliff.....207
1937 R. Radcliff.....190
1938 R. Radcliff.....166
1939 M. Kreevich.....175
1940 L. Appling.....197
1941 L. Appling.....186
1942 D. Kolloway.....164
1943 L. Appling.....192
1944 W. Moses.....150
1945 W. Moses.....168
1946 L. Appling.....180
1947 L. Appling.....154
1948 L. Appling.....156
1949 C. Michaels.....173
1950 G. Zernial.....152
1951 N. Fox.....189
1952 N. Fox.....192
1953 N. Fox.....178
1954 N. Fox.....201
1955 N. Fox.....198
1956 N. Fox.....192
1957 N. Fox.....196
1958 N. Fox.....187
1959 N. Fox.....191
1960 M. Minoso.....184
1961 L. Aparicio.....170

1962 F. Robinson.....187
1963 P. Ward.....177
1964 F. Robinson.....158
1965 D. Buford.....166
1966 T. Agee.....172
1967 D. Buford.....129
1968 L. Aparicio.....164
1969 L. Aparicio.....168
1970 L. Aparicio.....173
1971 C. May.....147
1972 C. May.....161
1973 B. Melto.....155
1974 K. Henderson.....176
1975 J. Orta.....165
1976 J. Orta.....174
1977 R. Garr.....163
1978 L. Johnson.....136
1979 C. Lemon.....177
1980 J. Morrison.....171
1981 T. Bernazard.....106
1982 G. Luzinski.....170
1983 H. Baines.....167
1984 H. Baines.....173
1985 H. Baines.....198
1986 H. Baines.....169
1987 I. Calderon.....159
1988 H. Baines.....166
1989 I. Calderon.....178
1990 I. Calderon.....166
1991 F. Thomas.....178
1992 F. Thomas.....185
1993 F. Thomas.....174
1994 F. Thomas.....141
1995 L. Johnson.....186
1996 F. Thomas.....184
1997 F. Thomas.....184
1998 A. Belle.....200
1999 M. Ordonez.....188
2000 F. Thomas.....191
2001 M. Ordonez.....181
2002 M. Ordonez.....189
2003 M. Ordonez.....192
2004 C. Lee.....180
2005 P. Konerko.....163
2006 P. Konerko.....177
2007 P. Konerko.....142
2008 O. Cabrera.....186
2009 S. Podsednik.....163
2010 J. Pierre.....179
2011 J. Pierre.....178
2012 A. Rios.....184
2013 A. Ramirez.....181
2014 J. Abreu.....176
2015 J. Abreu.....178

\*Led League




Hall-of-Famer Nellie Fox led the White Sox in hits nine straight seasons from 1951-59.

# YEAR-BY-YEAR BATTING LEADERS

## DOUBLES

1901 D. Hoy.....	28	1979 C. Lemon.....	44	1942 Two players.....	5	1905 Three players.....	2	1962 A. Smith.....	16
1902 G. Davis.....	27	1980 J. Morrison.....	40	1943 W. Moses.....	12	1906 Two players.....	2	1963 Two players.....	22
1903 N. Callahan.....	26	1981 C. Lemon.....	23	1944 W. Moses.....	9	1907 Two players.....	2	1964 P. Ward.....	23
1904 L. Tannehill.....	31	1982 G. Luzinski.....	37	1945 W. Moses.....	15	1908 Three players.....	1	1965 Two players.....	18
1905 G. Davis.....	29	1983 H. Baines.....	33	1946 Three players.....	5	1909 Four players.....	1	1966 T. Agee.....	22
1906 G. Davis.....	26	1984 G. Walker.....	29	1947 D. Philley.....	11	1910 C. Gandil.....	2	1967 P. Ward.....	18
1907 F. Isbell.....	19	1985 G. Walker.....	38	1948 Two players.....	6	1911 P. Bodie.....	4	1968 P. Ward.....	15
1908 J. Anderson.....	17	1986 H. Baines.....	29	1949 C. Michaels.....	9	1912 Two players.....	5	1969 B. Melton.....	23
1909 P. Dougherty.....	23	1987 I. Calderon.....	38	1950 N. Fox.....	7	1913 P. Bodie.....	8	1970 B. Melton.....	33
1910 Two players.....	10	1988 H. Baines.....	39	1951 M. Minoso.....	14	1914 J. Fournier.....	6	1971 B. Melton.....	33
1911 P. Bodie.....	27	1989 I. Calderon.....	34	1952 N. Fox.....	10	1915 J. Fournier.....	5	1972 D. Allen.....	37
1912 E. Collins.....	34	1990 I. Calderon.....	44	1953 J. Rivera.....	16	1916 H. Felsch.....	6	1973 Two players.....	20
1913 E. Collins.....	26	1991 F. Thomas.....	31	1954 M. Minoso.....	18	1917 H. Felsch.....	6	1974 D. Allen.....	32
1914 E. Collins.....	34	1992 F. Thomas.....	46	1955 Two players.....	7	1918 E. Collins.....	2	1975 D. Johnson.....	18
1915 E. Collins.....	24	1993 F. Thomas.....	36	1956 M. Minoso.....	11	1919 Two players.....	7	1976 Two players.....	14
1916 J. Jackson.....	40	1994 F. Thomas.....	34	1957 N. Fox.....	8	1920 H. Felsch.....	14	1977 O. Gamble.....	31
1917 Two players.....	20	1995 Two players.....	27	1958 L. Aparicio.....	9	1921 E. Sheely.....	11	1978 E. Soderholm.....	20
1918 Two players.....	18	1996 R. Durham.....	31	1959 J. Landis.....	7	1922 B. Falk.....	12	1979 C. Lemon.....	17
1919 H. Felsch.....	34	1997 A. Belle.....	45	1960 N. Fox.....	10	1923 H. Hooper.....	10	1980 Two players.....	15
1920 J. Jackson.....	42	1998 A. Belle.....	48	1961 J. Landis.....	8	1924 H. Hooper.....	10	1981 G. Luzinski.....	21
1921 B. Falk.....	31	1999 F. Thomas.....	36	1962 F. Robinson.....	10	1925 E. Sheely.....	9	1982 H. Baines.....	25
1922 E. Sheely.....	37	2000 F. Thomas.....	44	1963 Three players.....	6	1926 B. Falk.....	8	1983 R. Kittle.....	35
1923 W. Kamm.....	39	2001 R. Durham.....	42	1964 D. Buford.....	6	1927 B. Falk.....	9	1984 R. Kittle.....	32
1924 B. Falk.....	37	2002 M. Ordonez.....	47	1965 F. Robinson.....	6	1928 Two players.....	3	1985 C. Fisk.....	37
1925 E. Sheely.....	43	2003 M. Ordonez.....	46	1966 T. Agee.....	8	1929 C. Reynolds.....	11	1986 H. Baines.....	21
1926 B. Falk.....	43	2004 A. Rowand.....	38	1967 D. Buford.....	9	1930 C. Reynolds.....	22	1987 I. Calderon.....	28
1927 Two players.....	35	2005 A. Rowand.....	30	1968 T. McCraw.....	12	1931 C. Reynolds.....	6	1988 D. Pasqua.....	20
1928 W. Kamm.....	30	2006 J. Crede.....	31	1969 L. Aparicio.....	5	1932 R. Kress.....	9	1989 I. Calderon.....	14
1929 W. Kamm.....	33	2007 Two players.....	34	1970 C. May.....	4	1933 A. Simmons.....	14	1990 C. Fisk.....	18
1930 S. Jolley.....	30	2008 J. Dye.....	41	1971 C. May.....	7	1934 Z. Bonura.....	27	1991 F. Thomas.....	32
1931 L. Fonseca.....	26	2009 P. Konerko.....	30	1972 P. Kelly.....	7	1935 Z. Bonura.....	21	1992 G. Bell.....	25
1932 R. Kress.....	42	2010 P. Konerko.....	30	1973 J. Orta.....	10	1936 Z. Bonura.....	12	1993 F. Thomas.....	41
1933 L. Appling.....	36	2011 Two players.....	31	1974 K. Henderson.....	5	1937 Z. Bonura.....	19	1994 F. Thomas.....	38
1934 A. Simmons.....	36	2012 A. Rios.....	37	1975 J. Orta.....	10	1938 G. Walker.....	16	1995 F. Thomas.....	40
1935 Z. Bonura.....	34	2013 A. Ramirez.....	39	1976 J. Orta.....	8	1939 J. Kuhel.....	15	1996 F. Thomas.....	40
1936 Z. Bonura.....	39	2014 Two players.....	35	1977 J. Orta.....	8	1940 J. Kuhel.....	27	1997 F. Thomas.....	35
1937 L. Appling.....	42	2015 M. Cabrera.....	36	1978 R. Garr.....	9	1941 J. Kuhel.....	12	1998 A. Belle.....	49
1938 J. Kuhel.....	27	<b>TRIPLES</b>		1979 A. Bannister.....	8	1942 W. Moses.....	7	1999 M. Ordonez.....	30
1939 Two players.....	30	1901 S. Mertes.....	17	1980 Two players.....	6	1943 J. Kuhel.....	5	2000 F. Thomas.....	43
1940 T. Wright.....	31	1902 D. Green.....	11	1981 H. Baines.....	7	1944 H. Trosky.....	10	2001 P. Konerko.....	32
1941 J. Kuhel.....	39	1903 F. Isbell.....	9	1982 T. Bernazard.....	9	1945 Two players.....	4	2002 M. Ordonez.....	38
1942 D. Kolloway.....	40	1904 G. Davis.....	5	1983 R. Law.....	7	1946 T. Wright.....	7	2003 F. Thomas.....	42
1943 L. Appling.....	33	1905 F. Jones.....	12	1984 H. Baines.....	10	1947 R. York.....	15	2004 P. Konerko.....	41
1944 H. Trosky.....	32	1906 F. Isbell.....	11	1985 O. Guillen.....	9	1948 P. Seery.....	18	2005 P. Konerko.....	44
1945 W. Moses.....	35	1907 Two players.....	7	1986 G. Walker.....	6	1949 S. Souchock.....	7	2006 J. Dye.....	40
1946 L. Appling.....	27	1908 E. Hahn.....	8	1987 O. Guillen.....	7	1950 G. Zernial.....	29	2007 J. Thome.....	35
1947 L. Appling.....	29	1909 P. Dougherty.....	13	1988 O. Guillen.....	7	1951 E. Robinson.....	29	2008 C. Quentin.....	36
1948 D. Philley.....	28	1910 E. Collins.....	8	1989 I. Calderon.....	9	1952 E. Robinson.....	22	2009 P. Konerko.....	28
1949 C. Michaels.....	27	1911 H. Lord.....	18	1990 S. Sosa.....	10	1953 M. Minoso.....	15	2010 P. Konerko.....	39
1950 Two players.....	21	1912 H. Lord.....	12	1991 L. Johnson.....	13	1954 M. Minoso.....	19	2011 P. Konerko.....	31
1951 Two players.....	32	1913 H. Lord.....	12	1992 L. Johnson.....	12	1955 W. Droop.....	19	2012 A. Dunn.....	41
1952 F. Robinson.....	33	1914 R. Demmitt.....	12	1993 L. Johnson.....	14	1956 L. Doby.....	24	2013 A. Dunn.....	34
1953 N. Fox.....	31	1915 J. Fournier.....	18	1994 L. Johnson.....	14	1957 Two players.....	14	2014 J. Abreu.....	35
1954 M. Minoso.....	29	1916 J. Jackson.....	21	1995 L. Johnson.....	12	1958 S. Lollar.....	22	2015 J. Abreu.....	30
1955 N. Fox.....	28	1917 J. Jackson.....	17	1996 Two players.....	8	1959 S. Lollar.....	22		
1956 M. Minoso.....	29	1918 E. Collins.....	11	1997 Two players.....	6	1960 R. Slevens.....	28		
1957 M. Minoso.....	36	1919 J. Jackson.....	14	1998 R. Durham.....	8	1961 A. Smith.....	28		
1958 Two players.....	23	1920 J. Jackson.....	20	1999 R. Durham.....	8				
1959 N. Fox.....	34	1921 J. Mulligan.....	21	2000 R. Durham.....	9				
1960 Two players.....	32	1922 J. Mostil.....	14	2001 R. Durham.....	10				
1961 A. Smith.....	29	1923 J. Mostil.....	15	2002 K. Lofton.....	6				
1962 F. Robinson.....	45	1924 Two players.....	8	2003 D. Jimenez.....	5				
1963 P. Ward.....	34	1925 J. Mostil.....	16	2004 J. Urbe.....	6				
1964 P. Ward.....	28	1926 J. Mostil.....	15	2005 T. Iguchi.....	6				
1965 P. Ward.....	25	1927 W. Kamm.....	13	2006 S. Podsednik.....	6				
1966 T. Agee.....	27	1928 A. Metzler.....	14	2007 Two players.....	4				
1967 T. Agee.....	26	1929 A. Metzler.....	13	2008 Three players.....	2				
1968 L. Aparicio.....	24	1930 C. Reynolds.....	18	2009 S. Podsednik.....	6				
1969 B. Melton.....	26	1931 L. Blue.....	15	2010 Two players.....	3				
1970 L. Aparicio.....	29	1932 L. Appling.....	10	2011 J. Pierre.....	4				
1971 C. May.....	21	1933 Two players.....	10	2012 A. Rios.....	8				
1972 D. Allen.....	28	1934 A. Simmons.....	7	2013 A. De Aza.....	4				
1973 B. Melton.....	29	1935 R. Radcliff.....	8	2014 A. Eaton.....	10				
1974 K. Henderson.....	35	1936 M. Kreevich.....	11	2015 A. Eaton.....	9				
1975 B. Dent.....	29	1937 Two players.....	16						
1976 J. Orta.....	29	1938 M. Kreevich.....	12						
1977 C. Lemon.....	38	1939 G. Walker.....	11						
1978 C. Lemon.....	24	1940 L. Appling.....	13						
		1941 Two players.....	8						



Bill Melton led the American League with 33 home runs in 1971.









# YEAR-BY-YEAR PITCHING LEADERS

## INNINGS PITCHED

1901 R. Patterson.....312.1
1902 N. Callahan.....282.1
1903 D. White.....300.0
1904 F. Owen.....315.0
1905 F. Owen.....334.0
1906 F. Owen.....293.0
1907 E. Walsh.....*422.1
1908 E. Walsh.....*464.0
1909 F. Smith.....*365.0
1910 E. Walsh.....369.2
1911 E. Walsh.....*368.2
1912 E. Walsh.....*393.0
1913 R. Russell.....316.2
1914 J. Benz.....283.1
1915 R. Faber.....299.1
1916 R. Russell.....264.1
1917 E. Cicotte.....346.2
1918 E. Cicotte.....*266.0
1919 E. Cicotte.....*306.2
1920 R. Faber.....319.0
1921 R. Faber.....330.2
1922 R. Faber.....*352.2
1923 C. Robertson.....255.0
1924 H. Thurston.....291.0
1925 T. Lyons.....262.2
1926 T. Lyons.....283.2
1927 T. Lyons.....*307.2
1928 T. Thomas.....283.0
1929 T. Thomas.....259.2
1930 T. Lyons.....*297.2
1931 V. Frazier.....254.0
1932 T. Lyons.....230.2
1933 T. Lyons.....228.0
1934 G. Earnshaw.....227.0
1935 J. Whitehead.....222.1
1936 V. Kennedy.....274.1
1937 V. Kennedy.....221.0
1938 T. Lee.....245.1
1939 T. Lee.....235.0
1940 J. Rigney.....280.2
1941 L. Lee.....300.1
1942 J. Humphries.....228.1
1943 O. Grove.....216.1
1944 B. Dietrich.....246.0
1945 T. Lee.....228.1
1946 E. Lopat.....231.0
1947 E. Lopat.....252.2
1948 B. Wight.....223.1
1949 B. Wight.....245.0
1950 B. Pierce.....219.1
1951 B. Pierce.....240.1
1952 B. Pierce.....255.1
1953 B. Pierce.....271.1
1954 V. Trucks.....264.2
1955 B. Pierce.....205.2
1956 B. Pierce.....276.1
1957 B. Pierce.....257.0
1958 D. Donovan.....248.0
1959 E. Wynn.....*255.2
1960 E. Wynn.....237.1
1961 J. Pizarro.....194.2
1962 R. Herbert.....236.2
1963 G. Peters.....243.0
1964 G. Peters.....273.2
1965 J. Horlen.....219.0
1966 T. John.....223.0
1967 G. Peters.....260.0
1968 J. Horlen.....223.2
1969 J. Horlen.....235.2
1970 T. John.....269.1
1971 W. Wood.....334.0
1972 W. Wood.....*376.2
1973 W. Wood.....*359.1
1974 W. Wood.....320.1
1975 J. Kaat.....303.2
1976 R. Gossage.....224.0
1977 F. Barrios.....231.1
1978 S. Stone.....212.0

1979 K. Kravec.....250.0
1980 B. Burns.....238.0
1981 B. Burns.....156.2
1982 L. Hoyt.....239.2
1983 L. Hoyt.....260.2
1984 R. Dotson.....245.2
1985 T. Seaver.....238.2
1986 R. Dotson.....197.0
1987 F. Bannister.....228.0
1988 M. Perez.....197.0
1989 M. Perez.....183.1
1990 G. Hibbard.....211.0
1991 J. McDowell.....253.2
1992 J. McDowell.....260.2
1993 J. McDowell.....256.2
1994 J. McDowell.....181.0
1995 A. Fernandez.....203.2
1996 A. Fernandez.....258.0
1997 J. Navarro.....209.2
1998 M. Sirotko.....211.2
1999 M. Sirotko.....209.0
2000 M. Sirotko.....197.0
2001 M. Buehrle.....221.1
2002 M. Buehrle.....239.0
2003 B. Colon.....242.0
2004 M. Buehrle.....*245.1
2005 M. Buehrle.....*236.1
2006 F. Garcia.....216.1
2007 J. Vazquez.....216.2
2008 M. Buehrle.....218.2
2009 M. Buehrle.....213.1
2010 J. Danks.....213.0
2011 M. Buehrle.....205.1
2012 J. Peavy.....219.0
2013 C. Sale.....214.1
2014 J. Quintana.....200.1
2015 J. Samardzija.....214.0

## STRIKEOUTS

1901 R. Patterson.....127
1902 W. Platt.....96
1903 D. White.....114
1904 D. White.....115
1905 F. Smith.....171
1906 E. Walsh.....171
1907 E. Walsh.....206
1908 E. Walsh.....*269
1909 F. Smith.....*177
1910 E. Walsh.....258
1911 E. Walsh.....*295
1912 E. Walsh.....254
1913 J. Scott.....154
1914 J. Benz.....142
1915 R. Faber.....183
1916 L. Williams.....138
1917 E. Cicotte.....150
1918 E. Cicotte.....104
1919 L. Williams.....125
1920 L. Williams.....128
1921 R. Faber.....124
1922 R. Faber.....148
1923 Two pitchers.....91
1924 S. Connally.....55
1925 T. Blankenship.....81
1926 T. Thomas.....127
1927 T. Thomas.....107
1928 T. Thomas.....129
1929 R. Faber.....68
1930 P. Carraway.....83
1931 V. Frazier.....87
1932 S. Jones.....64
1933 T. Lyons.....74
1934 G. Earnshaw.....97
1935 J. Whitehead.....72
1936 V. Kennedy.....99
1937 V. Kennedy.....114
1938 J. Rigney.....84
1939 J. Rigney.....119
1940 J. Rigney.....141
1941 T. Lee.....130

1942 E. Smith.....78
1943 O. Grove.....76
1944 O. Grove.....105
1945 T. Lee.....108
1946 E. Lopat.....89
1947 E. Lopat.....109
1948 B. Wight.....68
1949 B. Pierce.....95
1950 B. Pierce.....118
1951 B. Pierce.....113
1952 B. Pierce.....144
1953 B. Pierce.....*186
1954 V. Trucks.....152
1955 B. Pierce.....157
1956 B. Pierce.....192
1957 B. Pierce.....171
1958 E. Wynn.....*179
1959 E. Wynn.....179
1960 E. Wynn.....158
1961 J. Pizarro.....188
1962 J. Pizarro.....173
1963 G. Peters.....189
1964 G. Peters.....205
1965 T. John.....126
1966 T. John.....138
1967 G. Peters.....215
1968 T. John.....117
1969 G. Peters.....140
1970 T. John.....138
1971 W. Wood.....210
1972 T. Bradley.....209
1973 W. Wood.....199
1974 W. Wood.....169
1975 J. Kaat.....142
1976 R. Gossage.....125
1977 K. Kravec.....125
1978 K. Kravec.....154
1979 K. Kravec.....132
1980 B. Burns.....133
1981 B. Burns.....108
1982 L. Hoyt.....124
1983 F. Bannister.....193
1984 F. Bannister.....152
1985 F. Bannister.....198
1986 J. Cowley.....132
1987 J. DeLeon.....153
1988 M. Perez.....138
1989 M. Perez.....141
1990 J. McDowell.....165
1991 J. McDowell.....197
1992 J. McDowell.....178
1993 A. Fernandez.....169
1994 Two pitchers.....127
1995 A. Fernandez.....159
1996 A. Fernandez.....200
1997 J. Navarro.....142
1998 M. Sirotko.....128
1999 M. Sirotko.....125
2000 M. Sirotko.....128
2001 M. Buehrle.....126
2002 D. Wright.....136
2003 E. Loaiza.....*207
2004 M. Buehrle.....165
2005 J. Contreras.....154
2006 J. Vazquez.....184
2007 J. Vazquez.....213
2008 J. Vazquez.....200
2009 G. Floyd.....163
2010 J. Danks.....162
2011 G. Floyd.....151
2012 J. Peavy.....194
2013 C. Sale.....226
2014 C. Sale.....208
2015 C. Sale.....274

## SAVES

1954 D. Johnson.....7
1955 D. Howell.....9
1956 D. Howell.....4
1957 Two pitchers.....7

1958 G. Staley.....8
1959 T. Lown.....15
1960 G. Staley.....10
1961 T. Lown.....11
1962 T. Lown.....6
1963 H. Wilhelm.....21
1964 H. Wilhelm.....27
1965 E. Fisher.....24
1966 B. Locker.....12
1967 B. Locker.....24
1968 W. Wood.....16
1969 W. Wood.....15
1970 W. Wood.....21
1971 B. Johnson.....14
1972 T. Forster.....29
1973 C. Acosta.....18
1974 T. Forster.....24
1975 G. Gossage.....26
1976 D. Hamilton.....10
1977 L. LaGrow.....25
1978 L. LaGrow.....16
1979 E. Farmer.....14
1980 E. Farmer.....30
1981 Two pitchers.....10
1982 S. Barojas.....21
1983 R. Lamp.....15
1984 R. Reed.....12
1985 B. James.....32
1986 B. James.....14
1987 B. Thigpen.....16
1988 B. Thigpen.....34
1989 B. Thigpen.....34
1990 B. Thigpen.....*57
1991 B. Thigpen.....30
1992 B. Thigpen.....22
1993 R. Hernandez.....38
1994 R. Hernandez.....14
1995 R. Hernandez.....32
1996 R. Hernandez.....38
1997 M. Karchner.....15
1998 B. Simas.....18
1999 B. Howry.....28
2000 K. Foulke.....34
2001 K. Foulke.....42
2002 Two pitchers.....11
2003 T. Gordon.....12
2004 S. Takatsu.....19
2005 D. Hermanson.....34
2006 B. Jenks.....41
2007 B. Jenks.....40
2008 B. Jenks.....30
2009 B. Jenks.....29
2010 B. Jenks.....27
2011 S. Santos.....30
2012 A. Reed.....29
2013 A. Reed.....40
2014 J. Petricka.....14
2015 D. Robertson.....34

\*Led League



Bobby Thigpen saved a major-league record 57 games in 1990, a mark that stood for 18 years.

# AMERICAN LEAGUE BATTING LEADERS

## BATTING AVERAGE

1936	Luke Appling.....	.388
1943	Luke Appling.....	.328
1997	Frank Thomas.....	.347

## AT-BATS

1907	Jiggs Donahue.....	609
1952	Nellie Fox.....	648
1955	Nellie Fox.....	636
1956	Nellie Fox.....	649
1959	Nellie Fox.....	624
1960	Nellie Fox.....	605

## RUNS SCORED

1925	John Mostil.....	135
1994	Frank Thomas.....	106

## HITS

1952	Nellie Fox.....	192
1954	Nellie Fox#.....	201
1957	Nellie Fox.....	196
1958	Nellie Fox.....	187
1960	Minnie Minoso.....	184
1995	Lance Johnson.....	186

## TOTAL BASES

1916	Joe Jackson.....	293
1954	Minnie Minoso.....	304
1998	Albert Belle.....	399

## DOUBLES

1942	Don Kolloway.....	40
1945	Wally Moses.....	35
1957	Minnie Minoso.....	36
1962	Floyd Robinson.....	45
1979	Chet Lemon#.....	44
1992	Frank Thomas#.....	46

## TRIPLES

1916	Joe Jackson.....	21
1920	Joe Jackson.....	20
1937	Dixie Walker#.....	16
1937	Mike Kreevich#.....	16
1943	Wally Moses#.....	12
1951	Minnie Minoso.....	14
1953	Jim Rivera.....	16
1954	Minnie Minoso.....	18
1956	Minnie Minoso#.....	11
1960	Nellie Fox.....	10
1991	Lance Johnson#.....	13
1992	Lance Johnson.....	12
1993	Lance Johnson.....	14
1994	Lance Johnson.....	14
2014	Adam Eaton#.....	10

## HOME RUNS

1971	Bill Melton.....	33
1972	Dick Allen.....	37
1974	Dick Allen.....	32

## RUNS BATTED IN

1972	Dick Allen.....	113
------	-----------------	-----

## WALKS

1901	Dummy Hoy.....	86
1915	Eddie Collins.....	119
1925	John Mostil#.....	90
1925	Willie Kamm#.....	90
1972	Dick Allen#.....	99
1991	Frank Thomas.....	138
1992	Frank Thomas#.....	122
1994	Frank Thomas.....	109
1995	Frank Thomas.....	136
1996	Tony Phillips.....	125
2012	Adam Dunn.....	105

## ON-BASE PERCENTAGE

1943	Luke Appling.....	.419
1972	Dick Allen.....	.422
1991	Frank Thomas.....	.453
1992	Frank Thomas.....	.439
1994	Frank Thomas.....	.487
1997	Frank Thomas#.....	.456

## SLUGGING PERCENTAGE

1915	Jack Fournier.....	.491
1972	Dick Allen.....	.603
1974	Dick Allen.....	.563
1984	Harold Baines.....	.541
1994	Frank Thomas.....	.729
1998	Albert Belle.....	.655
2014	Jose Abreu.....	.581

## STOLEN BASES

1901	Frank Isbell.....	52
1908	Patsy Dougherty.....	47
1919	Eddie Collins.....	33
1923	Eddie Collins.....	47
1924	Eddie Collins.....	42
1925	John Mostil.....	43
1926	John Mostil.....	35
1951	Minnie Minoso.....	31
1952	Minnie Minoso.....	22
1953	Minnie Minoso.....	25
1955	Jim Rivera.....	25
1956	Luis Aparicio.....	21
1957	Luis Aparicio.....	28
1958	Luis Aparicio.....	29
1959	Luis Aparicio.....	56
1960	Luis Aparicio.....	51
1961	Luis Aparicio.....	53
1962	Luis Aparicio.....	31
2010	Juan Pierre.....	68

#Tied For League Lead

## 30/30/30/30 Club

The 2006 White Sox are one of four teams in major-league history to feature four players with 30 or more home runs in one season, joining the 2000 Anaheim Angels, 2000 Toronto Blue Jays and 2009 Philadelphia Phillies. Jermaine Dye (43), Jim Thome (42), Paul Konerko (35) and Joe Crede (30) each hit 30-plus homers for the Sox in 2006.

## 20/20/20/20/20 Vision

The White Sox featured a franchise record six players with 20 or more home runs in 2004. Paul Konerko hit a career-best 41 home runs, tied for the fourth-highest total in club history. Carlos Lee's 31 homers matched his career best (2003), while Jose Valentin (30), Aaron Rowand (24), Juan Uribe (23) and Joe Crede (21) each established personal bests.

## The Big Hurt

With a .347 average in 1997, Frank Thomas became just the second player (third time) in White Sox history to win the American League batting title. Luke Appling won batting crowns for the Sox in 1936 (.388) and 1943 (.328). At 6-foot-5 and 275 pounds, Thomas also became the largest player ever to win a batting title. Dave Parker (1978-79) and John Olerud (1993) each were listed at 6-foot-5 when they led the league in average, while Miguel Cabrera (2012) was listed at 240 pounds.

# AMERICAN LEAGUE PITCHING LEADERS

FRONT OFFICE

FIELD STAFF

PLAYERS

OPPONENTS

2015 REVIEW

HISTORY

RECORDS

MINOR LEAGUES

MEDIA/MISC.

## WINS

1907	Doc White#	27
1908	Ed Walsh	40
1917	Ed Cicotte	28
1919	Ed Cicotte	29
1925	Ted Lyons#	21
1927	Ted Lyons#	22
1957	Billy Pierce#	20
1959	Early Wynn	22
1964	Gary Peters#	20
1972	Wilbur Wood#	24
1973	Wilbur Wood	24
1982	LaMarr Hoyt	19
1983	LaMarr Hoyt	24
1993	Jack McDowell	22

## WINNING PERCENTAGE

1901	Clark Griffith	.774
1908	Ed Walsh	.727
1916	Ed Cicotte	.682
1917	Reb Russell	.750
1919	Ed Cicotte	.806
1954	Sandy Consuegra	.842
1957	Dick Donovan#	.727
1959	Bob Shaw	.750
1962	Ray Herbert	.690
1967	Joel Horlen	.731
1983	Richard Dotson	.759
1994	Jason Bere	.857

## EARNED RUN AVERAGE

1906	Doc White	1.52
1907	Ed Walsh	1.60
1910	Ed Walsh	1.27
1917	Ed Cicotte	1.53
1921	Red Faber	2.48
1922	Red Faber	2.80
1941	Thornton Lee	2.37
1942	Ted Lyons	2.10
1947	Joe Haynes	2.42
1951	Saul Rogovin*	2.48
1955	Billy Pierce	1.97
1960	Frank Baumann	2.67
1963	Gary Peters	2.33
1966	Gary Peters	1.98
1967	Joel Horlen	2.06

## GAMES

1907	Ed Walsh	56
1908	Ed Walsh	66
1909	Frank Smith	51
1910	Ed Walsh#	45
1911	Ed Walsh	56
1912	Ed Walsh	62
1913	Reb Russell	52
1915	Red Faber#	50
1917	Dave Danforth	50
1937	Clint Brown	53
1939	Clint Brown	61
1942	Joe Haynes	40
1952	Bill Kennedy	47
1959	Gerry Staley	67
1965	Eddie Fisher	82
1967	Bob Locker	77
1968	Wilbur Wood	88
1969	Wilbur Wood	76

1970	Wilbur Wood	77
1990	Bobby Thigpen	77
2000	Kelly Wunsch	83

## GAMES STARTED

1907	Ed Walsh	46
1908	Ed Walsh	49
1909	Frank Smith	41
1912	Ed Walsh	41
1913	Jim Scott	38
1919	Lefty Williams	40
1920	Red Faber	39
1927	Tommy Thomas	36
1959	Early Wynn	37
1972	Wilbur Wood	49
1973	Wilbur Wood	48
1974	Wilbur Wood	42
1975	Wilbur Wood	43
1991	Jack McDowell#	35
1994	Jack McDowell#	25
2004	Mark Buehrle#	35
2008	Mark Buehrle#	34

## COMPLETE GAMES

1907	Ed Walsh	37
1908	Ed Walsh	42
1909	Frank Smith	37
1919	Ed Cicotte	30
1921	Red Faber	32
1922	Red Faber	31
1924	Sloppy Thurston	28
1927	Ted Lyons	30
1929	Tommy Thomas	24
1930	Ted Lyons	29
1941	Thornton Lee	30
1956	Billy Pierce#	21
1957	Bill Pierce#	16
1957	Dick Donovan#	16
1958	Billy Pierce#	19
1991	Jack McDowell	15
1992	Jack McDowell	13
2003	Bartolo Colon#	9

## SHUTOUTS

1901	Clark Griffith#	5
1906	Ed Walsh	10
1908	Ed Walsh	11
1909	Ed Walsh	8
1915	Jim Scott#	7
1925	Ted Lyons	5
1940	Ted Lyons#	4
1954	Virgil Trucks#	5
1957	Jim Wilson	5
1960	Early Wynn#	4
1963	Ray Herbert	7
1967	Joel Horlen#	6
1967	Tommy John#	6
1993	Jack McDowell	4
2005	Jon Garland	3

## SAVES

1974	Terry Forster	24
1975	Rich Gossage	26
1990	Bobby Thigpen	57

## INNINGS PITCHED

1907	Ed Walsh	422.1
1908	Ed Walsh	464.0
1909	Frank Smith	365.0
1911	Ed Walsh	368.0
1912	Ed Walsh	393.0
1917	Ed Cicotte	346.2
1919	Ed Cicotte#	306.2
1922	Red Faber	353.0
1927	Tommy Thomas#	307.2
1927	Ted Lyons#	307.2
1930	Ted Lyons	297.2
1959	Early Wynn	255.2
1972	Wilbur Wood	376.2
1973	Wilbur Wood	359.1
2004	Mark Buehrle	245.1
2005	Mark Buehrle	236.2

## STRIKEOUTS

1908	Ed Walsh	269
1909	Frank Smith	177
1911	Ed Walsh	255
1953	Billy Pierce	186
1958	Early Wynn	179
2003	Esteban Loaiza	207
2015	Chris Sale	274

## WALKS PER 9.0 IP

1907	Doc White	1.18
1910	Ed Walsh#	1.49
1911	Doc White	1.47
1916	Reb Russell	1.43
1917	Reb Russell	1.52
1918	Ed Cicotte	1.35
1919	Ed Cicotte	1.44
1936	Ted Lyons	2.23
1937	Monty Stratton	2.02
1939	Ted Lyons	1.36
1941	Ted Lyons	1.78
1958	Dick Donovan	1.92
1973	Jim Kaat*	1.73
1983	LaMarr Hoyt	1.07
1984	LaMarr Hoyt	1.64
1987	Bill Long	1.49

## STRIKEOUTS PER 9.0 IP

1916	Lefty Williams	5.54
1953	Billy Pierce	6.17
1954	Billy Pierce	7.06
1961	Juan Pizarro	8.69
1962	Juan Pizarro	7.66
1983	Floyd Bannister	7.99
1985	Floyd Bannister	8.46
2014	Chris Sale	10.76
2015	Chris Sale	11.82

## OPPONENTS AVERAGE

1910	Ed Walsh	187
1921	Red Faber	242
1926	Tommy Thomas#	244
1953	Billy Pierce	218
1964	Joel Horlen	190
1965	Eddie Fisher#	262
1967	Gary Peters	199

\*Led League

#Tied For Major League Lead



# ROOKIE RECORDS

## BATTING AVERAGE

.326	Minnie Minoso	1951
.319	Alex Metzler	1927
<b>.317</b>	<b>Jose Abreu</b>	<b>2014</b>
.313	Smead Jolley	1930
.310	Floyd Robinson	1961
.307	Mike Kreevich	1936
.306	Mike Caruso	1998
.304	Earl Sheely	1921
.302	Zeke Bonura	1934
.300	Chris Singleton	1999

## RUNS SCORED

112	Minnie Minoso	1951
105	Ike Davis	1925
104	Morrie Rath	1912
99	Mike Kreevich	1936
98	Tommie Agee	1966
95	Rip Radcliff	1934
87	Alex Metzler	1927
86	Zeke Bonura	1934
81	Three players tied	

## HITS

193	Smead Jolley	1930
178	Rip Radcliff	1935
177	Pete Ward	1963
<b>176</b>	<b>Jose Abreu</b>	<b>2014</b>
173	Minnie Minoso	1951
172	Tommie Agee	1966
171	Earl Sheely	1921
169	Mike Kreevich	1936
167	Minnie Minoso	1951
	Bibb Falk	1921

## DOUBLES

39	Willie Kamm	1923
38	Smead Jolley	1930
<b>35</b>	<b>Jose Abreu</b>	<b>2014</b>
	Zeke Bonura	1934
34	Pete Ward	1963
32	Carlos Lee	1999
	Minnie Minoso	1951
	Mike Kreevich	1936
31	Three players tied	

## TRIPLES

14	Minnie Minoso	1951
13	Ping Bodie	1911
12	Smead Jolley	1930
11	Dave Philley	1947
	Mike Kreevich	1936
	Carl Reynolds	1928
	Alex Metzler	1927
	Bibb Falk	1921
	Happy Felsch	1915
10	Two players tied	

## HOME RUNS

<b>36</b>	<b>Jose Abreu</b>	<b>2014</b>
35	Ron Kittle	1983
27	Zeke Bonura	1934
23	Josh Fields	2007
	Bill Melton	1969
22	Tommie Agee	1966
	Pete Ward	1963
21	Alexei Ramirez	2008
18	Carlos May	1969
17	Chris Singleton	1999

## RUNS BATTED IN

114	Smead Jolley	1930
110	Zeke Bonura	1934
<b>107</b>	<b>Jose Abreu</b>	<b>2014</b>
100	Ron Kittle	1983
97	Ping Bodie	1911
95	Earl Sheely	1921
87	Bill Melton	1969
	Willie Kamm	1923
86	Tommie Agee	1966
84	Two players tied	

## TOTAL BASES

<b>323</b>	<b>Jose Abreu</b>	<b>2014</b>
303	Smead Jolley	1930
289	Pete Ward	1963
281	Tommie Agee	1966
278	Zeke Bonura	1934
262	Ron Kittle	1983
257	Minnie Minoso	1951
252	Rip Radcliff	1935
243	Chris Singleton	1999
241	Two players tied	

## STOLEN BASES

50	John Cangelosi	1986
49	Rollie Zeider	1910
44	Tommie Agee	1966
32	Jerry Owens	2007
31	Minnie Minoso	1951
30	Morrie Rath	1912
29	Thurman Tucker	1943
26	Jim Busby	1951
24	Bill Hunnefeld	1926
23	Mike Cameron	1997

## WALKS

95	Morrie Rath	1912
79	Thurman Tucker	1943
71	John Cangelosi	1986
	Minnie Minoso	1951
	Ike Davis	1925
69	Guy Curtright	1943
66	Chico Carrasquel	1950
64	Mike Tresh	1939
	Zeke Bonura	1934
62	Two players tied	

## WINS

22	Reb Russell	1913
20	Roy Patterson	1901
19	Gary Peters	1963
16	Frank Smith	1904
15	Britt Burns	1980
	Tommy Thomas	1926
14	Jack Harshman	1954
	Charles Robertson	1922
13	Six players tied	

## INNINGS PITCHED

316.2	Reb Russell	1913
312.1	Roy Patterson	1901
272.0	Charles Robertson	1922
254.0	Vic Frazier	1931
250.1	Jim Scott	1909
249.0	Tommy Thomas	1926
243.0	Gary Peters	1963
238.0	Britt Burns	1980
224.2	Grady Adkins	1928
224.1	Lefty Williams	1916

## STRIKEOUTS

189	Gary Peters	1963
<b>138</b>	<b>Carlos Rodon</b>	<b>2015</b>
138	Melido Perez	1988
	Lefty Williams	1916
135	Jim Scott	1909
134	Jack Harshman	1954
133	Britt Burns	1980
129	Jason Bere	1993
127	Three pitchers tied	

## SAVES

29	Addison Reed	2012
21	Salome Barojas	1982
19	Shingo Takatsu	2004
18	Cy Acosta	1973
<b>14</b>	<b>Jake Petricka</b>	<b>2014</b>
	Gordon Maltzberger	1943
12	Roberto Hernandez	1992
9	Bob Howry	1998
	Dixie Howell	1955
8	Howie Judson	1948

## EARNED RUN AVERAGE

1.90	Reb Russell	1913
2.09	Frank Smith	1904
2.30	Jim Scott	1909
2.33	Gary Peters	1963
2.48	Saul Rogovin	1951
2.66	Frank Shellenback	1918
2.68	Red Faber	1914
2.81	John Katoll	1901
2.84	Britt Burns	1980
2.88	Dickey Kerr	1919

## Rookies Make History

The White Sox set a major-league record by using eight rookie pitchers in a 9-8, 14-inning victory on July 13, 2012 at Kansas City. Starter Jose Quintana and relievers Brian Omogrosso, Nate Jones, Leyson Septimo, Jhan Marinez, Hector Santiago, Addison Reed and Dylan Axelrod all pitched in the game.

# TOP MONTHLY PERFORMANCES

## BATTING AVERAGE

.452	Frank Thomas	.....	May 1994
.447	Roy Sievers	.....	July 1960
.441	Floyd Robinson	.....	April 1962
.430	Frank Thomas	.....	May 1997
.429	Magglio Ordonez	.....	July 2003
.424	Tom Paciorek	.....	Sept. 1983
.423	Nellie Fox	.....	April 1959
.420	Paul Konerko	.....	July 1999
.414	Nellie Fox	.....	June 1955
.413	George Kell	.....	July 1955

## RUNS SCORED

39	Frank Thomas	.....	May 1994
33	Nellie Fox	.....	August 1957
31	Roy Sievers	.....	July 1960
30	Larry Doby	.....	June 1956
29	Aaron Rowand	.....	August 2004
	Dave Philley	.....	June 1956
	Minnie Minoso	.....	May 1954
28	Kenny Lofton	.....	April 2002
	Frank Thomas	.....	June 2000
	Frank Thomas	.....	May 1997

## HITS

48	Nellie Fox	.....	June 1955
47	Harold Baines	.....	Sept. 1985
	Lance Johnson	.....	July 1995
	Nellie Fox	.....	July 1956
46	Roy Sievers	.....	July 1960
45	Juan Pierre	.....	August 2010
	Magglio Ordonez	.....	July 2003
	Harold Baines	.....	August 1985
	Nellie Fox	.....	August 1956
	Minnie Minoso	.....	August 1955

## DOUBLES

17	Frank Thomas	.....	Sept. 1992
14	Alexei Ramirez	.....	May 2011
	Magglio Ordonez	.....	June 2002
	Paul Konerko	.....	August 2001
13	<b>Melky Cabrera</b>	.....	<b>July 2015</b>
	Magglio Ordonez	.....	July 2003
	Albert Belle	.....	August 1998
12	Alex Rios	.....	July 2012
	Harold Baines	.....	May 1997
	Harold Baines	.....	Sept. 1988
	Pete Ward	.....	May 1965

## TRIPLES

7	Lance Johnson	.....	Sept. 1991
6	Lance Johnson	.....	Sept. 1995
	Lance Johnson	.....	June 1994
	Minnie Minoso	.....	August 1954
5	<b>Adam Eaton</b>	.....	<b>June 2014</b>
	Lance Johnson	.....	July 1993
	Sammy Sosa	.....	June 1990
	Ozzie Guillen	.....	Sept. 1985
	Harold Baines	.....	August 1984
	Tom McCraw	.....	May 1968
	Al Smith	.....	May 1962
	Luis Aparicio	.....	August 1958

## HOME RUNS

16	Albert Belle	.....	*July 1998
13	Carlos Lee	.....	July 2004
	Frank Thomas	.....	August 2003
	Dick Allen	.....	July 1972
12	Jim Thome	.....	Sept. 2007
	Paul Konerko	.....	June 2002
	Frank Thomas	.....	June 2000
	Frank Thomas	.....	May 1994
	Robin Ventura	.....	July 1991
	Ron Kittle	.....	Sept. 1985
	Bill Melton	.....	June 1971
	Bill Melton	.....	June 1968

## RUNS BATTED IN

36	Harold Baines	.....	June 1987
33	Robin Ventura	.....	July 1991
32	<b>Jose Abreu</b>	.....	<b>April 2014</b>
	Albert Belle	.....	July 1998
	Albert Belle	.....	May 1997
31	Frank Thomas	.....	August 2003
	Albert Belle	.....	Sept. 1998
	Frank Thomas	.....	July 1997
	Frank Thomas	.....	July 1994
	Carlton Fisk	.....	July 1983
	Greg Luzinski	.....	May 1982

## TOTAL BASES

95	Albert Belle	.....	July 1998
87	Roy Sievers	.....	July 1960
85	Robin Ventura	.....	July 1991
83	Frank Thomas	.....	May 1994
81	Magglio Ordonez	.....	July 2003
79	Minnie Minoso	.....	Sept. 1956
78	Albert Belle	.....	August 1998
77	Five players tied		

## WALKS

36	Frank Thomas	.....	May 1995
31	Frank Thomas	.....	May 1994
30	Frank Thomas	.....	July 1994
	Frank Thomas	.....	May 1991
28	Frank Thomas	.....	August 1996
	Frank Thomas	.....	July 1995
	Greg Luzinski	.....	Sept. 1982
27	Five players tied		

## STOLEN BASES

19	Rudy Law	.....	July 1983
16	Scott Podsednik	.....	May 2005
15	Rudy Law	.....	Sept. 1983
14	Juan Pierre	.....	Sept. 2010
	Scott Podsednik	.....	July 2005
	Scott Podsednik	.....	May 2006
	Gary Redus	.....	June 1988
	Don Buford	.....	Sept. 1966
	Don Buford	.....	July 1966
13	Eight players tied		

## WINS

8	Wilbur Wood	.....	May 1973
7	Richard Dotson	.....	Sept. 1983
	LaMarr Hoyt	.....	Sept. 1983
	Jim Kaat	.....	Sept. 1974
6	16 pitchers tied		

## INNINGS PITCHED

78.0	Wilbur Wood	.....	Sept. 1971
76.1	Wilbur Wood	.....	May 1973
74.1	Wilbur Wood	.....	August 1972
71.1	Wilbur Wood	.....	June 1972
69.0	Wilbur Wood	.....	June 1973
68.1	Wilbur Wood	.....	August 1971
67.1	Wilbur Wood	.....	Sept. 1972
65.1	Gary Peters	.....	August 1963
65.0	Wilbur Wood	.....	July 1972
64.2	Wilbur Wood	.....	July 1971

## STRIKEOUTS

75	<b>Chris Sale</b>	.....	<b>June 2015</b>
61	Juan Pizarro	.....	August 1961
60	Juan Pizarro	.....	Sept. 1961
59	Juan Pizarro	.....	July 1962
58	Wilbur Wood	.....	Sept. 1971
57	Javier Vazquez	.....	Sept. 2006
56	<b>Chris Sale</b>	.....	<b>August 2014</b>
	Javier Vazquez	.....	Sept. 2007
54	Floyd Bannister	.....	August 1983
	Juan Pizarro	.....	June 1963

## EARNED RUN AVERAGE

0.00	Goose Gosage	.....	May 1957
0.30	Jim Kaat	.....	Sept. 1974
0.31	Hoyt Wilhelm	.....	Sept. 1964
0.31	Barry Latman	.....	Sept. 1958
0.33	Matt Horlen	.....	May 1968
0.33	Britt Burns	.....	August 1981
0.33	Barry Latman	.....	June 1959
0.62	Billy Pierce	.....	July 1955
0.62	Cisco Carlos	.....	Sept. 1967
0.68	Paul Edmondson	.....	Sept. 1969

## SAVES

13	Bobby Thigpen	.....	August 1990
12	Keith Foulke	.....	August 2001
	Bobby Thigpen	.....	Sept. 1990
11	Matt Karchner	.....	August 1997
	Bobby Thigpen	.....	May 1990
10	Addison Reed	.....	August 2013
	Bobby Jenks	.....	June 2010
	Bobby Jenks	.....	June 2006
	Bobby Jenks	.....	August 2006
	Bobby Thigpen	.....	June 1990
	Bob James	.....	Sept. 1985

\*Major League Record

# TEAM HOME RUN RECORDS

## OVERALL

242.....	2004
236.....	2006
235.....	2008
220.....	2003
217.....	2002
216.....	2000
214.....	2001
211.....	2012
200.....	2005
198.....	1998

## MONTH

51.....	July 2003
	August 2001
50.....	August 2008
49.....	July 2006
	August 2003
48.....	June 2008
47.....	September 2004
45.....	August 2012
	May 2006
	June 2004

## GAME

7.....	4/23/55 at K.C.
6.....	4/8/14 at Col.
	6/24/09 vs. LAD
	6/8/04 vs. Phi.
	8/26/03 at NYY
	7/30/03 at K.C.
	7/2/02 vs. Det.
	5/28/99 vs. Det.
	4/29/98 vs. Bal.
	7/14/79 vs. Det.
	8/9/77 vs. Sea.
	6/18/74 at Cle.
	8/4/56 vs. Bal.

## HOME

145.....	2004
143.....	2008
136.....	2006
132.....	2002
130.....	2003
125.....	2000
120.....	2012
115.....	2005
114.....	2001
111.....	2010

## LEADOFF

7.....	2001
6.....	2000
	1993
	1987
5.....	2012
	1998
4.....	6 times, last 2015

## INNING

4.....	7/11/10 vs. K.C. (3rd)
	8/14/08 vs. K.C. (6th)
	8/27/07 vs. T.B. (7th)
	8/21/05 vs. N.Y. (4th)
	5/3/00 vs. Tor. (6th)
	5/26/96 vs. Mil. (8th)
3.....	38 times, last 4/8/14 at Col. (8th)

## ROAD

119.....	1996
107.....	1977
101.....	1987
100.....	2006
	2001
97.....	2004
92.....	2008
	1998
91.....	2012
	2000

## PINCH HIT

9.....	1984
6.....	2006
	1991
	1961
	1953
5.....	1977
	1964
	1959
	1940
4.....	Four times, last 2004

## GRAND SLAMS

12.....	2008
11.....	2006
8.....	2002
	1996
7.....	2009
	1993
	1961
6.....	Eight times, last 2012

## EXTRA INNINGS

7.....	1996
	1965
6.....	2008
5.....	2005
	2003
4.....	10 times, last 2004

## White Sox Home Run Notes

- Frank Shugart hit the first home run in White Sox history on April 29, 1901
- Brent Lillibridge hit the 10,000th home run in White Sox history on April 11, 2011 vs. Oakland (off Dallas Braden)
- The White Sox have hit 10,792 home runs: 5,303 at home; 5,489 on the road; 7,813 vs. RHP and 2,979 vs. LHP
- The Sox have hit 6,112 solo home runs, 3,158 two-run homers, 1,245 three-run shots and 277 grand slams
- The White Sox have hit 200-plus home runs nine times, including seven straight seasons from 2000-06
- The Sox hit a home run in a club-record 17 straight games (28 total) from May 26-June 14, 2000
- 614 different players have homered in a Sox uniform; pitchers have homered 125 times
- 501 Sox players have hit two home runs in a game, 14 have hit three and one (Pat Seerey) has hit four
- The Sox have hit back-to-back home runs 305 times, three in a row eight times and four in a row once
- The White Sox have hit three home runs in one inning 38 times and four in an inning six times
- The Sox have hit five home runs in a game 40 times, six in a game 12 times and seven once
- The Sox have 187 pinch-hit home runs, 232 inside-the-park, 143 leadoff and 189 in extra innings
- 4,673 home runs have been hit at U.S. Cellular Field; 2,464 by the White Sox and 2,209 by the opposition
- Joe Crede hit the Sox 1,000th home run at U.S. Cellular Field on August 23, 2002 vs. Tampa Bay (off Tanyon Sturtze)
- 54 pinch-hit, 66 leadoff, 77 extra-inning and four inside-the-park home runs have been hit at U.S. Cellular Field

# INDIVIDUAL HOME RUN RECORDS

## HOME, SEASON

30	Frank Thomas.....	2000
29	Paul Konerko.....	2004
	Frank Thomas.....	2003
	Albert Belle .....	1998
27	Dick Allen.....	1972
26	Paul Konerko.....	2010
	Frank Thomas.....	1993
25	Jim Thome.....	2006
24	Three players tied	

## ROAD, SEASON

25	Frank Thomas.....	1995
24	Frank Thomas.....	1996
23	Adam Dunn.....	2012
	Jermanie Dye.....	2006
21	<b>Jose Abreu .....</b>	<b>2014</b>
	Robin Ventura.....	1996
20	Albert Belle .....	1998
19	Frank Thomas.....	1997
	Eddie Robinson .....	1951
18	Three players tied	

## GRAND SLAMS, SEASON

4	Alexei Ramirez.....	2008
	Albert Belle .....	1997
3	Joe Crede .....	2006
	Pete Ward.....	1964
2	34 players tied	

## GRAND SLAMS, CAREER

10	Paul Konerko	
	Robin Ventura	
8	Carlos Lee	
	Frank Thomas	
7	Harold Baines	
6	Alexei Ramirez	
	Joe Crede	
	Magglio Ordonez	
	Ron Karkovice	
4	Nine players tied	

## PITCHER, CAREER

15	Gary Peters	
12	Jack Harshman	
9	Ted Blankenship	
8	Dick Donovan	
6	Juan Pizarro	
5	Ray Herbert	
	Dick Howell	
	Ted Lyons	
4	Four players tied	

## INSIDE-THE-PARK, CAREER

10	Eddie Collins	
	Frank Isbell	
8	Shano Collins	
	Fielder Jones	
7	Buck Weaver	
6	Harry Lord	
	Sam Mertes	
	Billy Sullivan	
5	Four players tied	

## LEADOFF, SEASON

6	Ray Durham.....	2001
5	Ray Durham.....	2000
	Ray Durham.....	1998
	Tim Raines.....	1993
4	<b>Adam Eaton.....</b>	<b>2015</b>
	Alejandro De Aza.....	2013
	Alejandro De Aza.....	2012
	Sammy Sosa .....	1990
	Jim Morrison .....	1979
3	Four players tied	

## LEADOFF, CAREER

20	Ray Durham	
9	Tim Raines	
8	Alejandro De Aza	
5	Pat Kelly	
4	<b>Adam Eaton</b>	
	Jim Morrison	
	Sammy Sosa	
	Tony Phillips	
3	Nine players tied	

## EXTRA INNINGS, SEASON

2	Tyler Flowers .....	2014
	Conor Gillaspie .....	2013
	Frank Thomas.....	2005
	Paul Konerko .....	2003
	Paul Konerko .....	2001
	Harold Baines.....	1996
	Sammy Sosa .....	1991
	Carlton Fisk.....	1987
	Ed Herrmann .....	1974
	Bill Melton .....	1969
	Don Buford.....	1965
	Danny Cater.....	1965
	Roy Sievers .....	1961
	Jim Landis.....	1960
	Al Smith .....	1959

## EXTRA INNINGS, CAREER

7	Frank Thomas	
6	Paul Konerko	
5	Harold Baines	
4	Bibb Falk	
	Carlton Fisk	
	Nellie Fox	
	Bill Melton	
	Minnie Minoso	
3	11 players tied	

## DH, SEASON

39	Jim Thome.....	2006
35	Jim Thome.....	2007
34	Jim Thome.....	2008
	Frank Thomas.....	2003
32	Greg Luzinski.....	1983
30	Frank Thomas.....	2000
27	Frank Thomas.....	2002
26	Frank Thomas.....	1998
25	Adam Dunn.....	2012
23	Jim Thome.....	2009

## DH, CAREER

196	Frank Thomas	
131	Jim Thome	
83	Greg Luzinski	
76	Harold Baines	
62	Adam Dunn	
53	Paul Konerko	
44	Ron Kittle	
35	George Bell	
24	Carl Everett	
	Oscar Gamble	

## PINCH HIT, SEASON

3	Oscar Gamble.....	1977
3	John Romano .....	1959
3	Ron Northey.....	1956
2	20 players tied	

## PINCH HIT, CAREER

7	Jerry Hairston	
5	Smoky Burgess	
4	Bud Stewart	
	Ron Northey	
	Earl Torgeson	
3	Conor Gillaspie	
	A.J. Pierzynski	
	Ron Kittle	
	Carlton Fisk	
	Oscar Gamble	
	Lamar Johnson	
	Jay Johnstone	
	John Romano	

## BY DECADE

1901-09	Frank Isbell.....	13
1910-19	Oscar "Happy" Felsch .....	24
1920-29	Bibb Falk .....	50
1930-39	Zeke Bonura.....	79
1940-49	Joe Kuhel .....	52
1950-59	Sherm Lollar.....	108
1960-69	Pete Ward .....	97
1970-79	Bill Melton.....	129
1980-89	Harold Baines.....	186
1990-99	Frank Thomas .....	301
2000-09	Paul Konerko.....	294
2010-	Paul Konerko.....	113

FRONT OFFICE

FIELD STAFF

PLAYERS

OPPONENTS

2015 REVIEW

HISTORY

RECORDS

MINOR LEAGUES

MEDIA/MISC.

# MISC. HOME RUN RECORDS

## MOST, GAME

4	Pat Seerey (7/18/48 at Philadelphia)
3	Carl Reynolds (7/2/30 at New York)
3	Merv Connors (9/17/38 vs. Philadelphia)
3	Gus Zernial (10/1/50 vs. St. Louis)
3	Tommy McCraw (5/24/67 at Minnesota)
3	Bill Melton (6/24/69 at Seattle)
3	Claudell Washington (7/14/79 vs. Detroit)
3	Harold Baines (7/7/82 vs. Detroit)
3	Harold Baines (9/17/84 at Minnesota)
3	Tim Raines (4/18/94 at Boston)
3	Frank Thomas (9/15/96 at Boston)
3	Jose Valentin (7/30/03 at Kansas City)
3	Carlos Quentin (5/24/11 at Texas)
3	Paul Konerko (7/7/09 vs. Cleveland)
3	Dan Johnson (10/3/12 at Cleveland)

## MOST CONSECUTIVE, GAME

4	8/14/08 vs. Kansas City (6th inning)
3	8/27/07 vs. Tampa Bay (7th inning)
3	8/21/05 vs. New York-AL (4th inning)
3	5/3/00 vs. Toronto (6th inning)
3	5/26/96 vs. Milwaukee (8th inning)
3	5/28/95 at Detroit (4th inning)
3	7/9/88 (1) vs. Boston (4th inning)
3	8/24/85 vs. Toronto (9th inning)
3	9/9/83 vs. California (1st inning)

## U.S. CELLULAR FIELD, COMBINED

12	7/2/02 vs. Detroit
10	9/17/04 vs. Detroit
9	9/24/06 vs. Seattle
9	6/8/04 vs. Philadelphia
9	5/2/02 vs. Seattle
9	4/29/98 vs. Baltimore
9	8/21/91 vs. Detroit
8	6/9/04 vs. Philadelphia
8	5/11/01 vs. Texas
8	10/3-2/91 vs. Minnesota

## U.S. CELLULAR FIELD, WHITE SOX

6	6/24/09 vs. Los Angeles-NL
6	6/8/04 vs. Philadelphia
6	7/2/02 vs. Detroit
6	4/29/98 vs. Baltimore
5	9/24/06 vs. Seattle
5	8/23/03 vs. Texas
5	7/20/03 vs. Detroit
5	6/30/03 vs. Minnesota
5	6/30/00 vs. Boston
5	6/11/00 vs. Cubs
5	5/23/00 vs. New York-AL
5	5/3/00 vs. Toronto
5	8/21/91 vs. Detroit

## U.S. CELLULAR FIELD, OPPONENTS

7	5/2/02 vs. Seattle
6	7/6/07 (2) vs. Minnesota
6	9/17/04 vs. Detroit
6	7/2/02 vs. Detroit
5	8/5/14 vs. Texas
5	8/26/13 vs. Houston
5	8/23/13 vs. Texas
5	8/17/04 vs. Detroit
5	9/3/00 vs. Anaheim
5	6/9/99 vs. Houston
5	7/18/98 vs. Cleveland

## MOST U.S. CELLULAR FIELD, WHITE SOX

261	Frank Thomas
259	Paul Konerko
109	Magglio Ordonez
83	Jermaine Dye
83	Carlos Lee
81	Robin Ventura
79	Jim Thome
75	Jose Valentin
74	A.J. Pierzynski
69	Joe Crede

## MOST U.S. CELLULAR FIELD, OPPONENT

20	Torii Hunter
19	Jim Thome
19	Victor Martinez
17	David Ortiz
15	Miguel Cabrera
15	Cecil Fielder
15	Justin Morneau
15	Rafael Palmeiro
15	Manny Ramirez
15	Alex Rodriguez
15	Mike Sweeney

## LONGEST AT U.S. CELLULAR FIELD, WHITE SOX

504	Joe Borchard, 8/30/04 vs. Phi. (Brett Myers)
495	Frank Thomas, 7/23/02 vs. Min. (Johan Santana)
484	Dan Pasqua, 4/27/91 vs. NYY (Scott Sanderson)
466	Frank Thomas, 5/16/92 vs. Bal. (Bob Milacki)
464	Jim Thome, 6/4/08 vs. K.C. (Luke Hochevar)
461	Jim Thome, 9/30/08 vs. Min. (Nick Blackburn)
461	Frank Thomas, 5/20/95 vs. Cal. (Scott Sanderson)
460	Carl Everett, 8/3/05 vs. Tor. (Dave Bush)
458	Bo Jackson, 9/21/91 vs. Cal. (Kurt Abbott)
456	Jermaine Dye, 7/8/06 vs. Bos. (Josh Beckett)

## LONGEST AT U.S. CELLULAR FIELD, OPPONENT

490	Eric Chavez, 4/26/01 vs. Oak. (Gary Glover)
475	Barry Bonds, 6/10/03 vs. S.F. (Jon Garland)
473	Cecil Fielder, 5/13/98 vs. Ana. (Mike Sirotka)
470	Mark McGwire, 7/24/96 vs. Oak. (James Baldwin)
468	Oswaldo Arcia, 8/3/14 vs. Min. (Andre Rienzo)
461	Justin Maxwell, 6/10/12 vs. Hou. (Philip Humber)
458	Alex Rodriguez, 8/8-2/00 vs. Sea. (Lorenzo Barcelo)
456	Calvin Pickering, 9/26/04 vs. K.C. (Jon Garland)
454	Sammy Sosa, 4/27/04 vs. Cubs (Esteban Loaiza)
452	Mark McGwire, 7/23/96 vs. Oak. (Alex Fernandez)

## HITTING FOR THE CYCLE (5)

Ray Schalk	6/27/22 at Detroit
Jack Brohamer	9/24/77 at Seattle
Carlton Fisk	5/16/84 vs. Kansas City
Chris Singleton	7/6/99 vs. Kansas City
Jose Valentin	4/27/00 vs. Baltimore





# MISC. HOME RUN RECORDS

## BOTH SIDES OF THE PLATE (9)

Ken Henderson, 8/29/75 at Bal. ....	Ross Grimsley (L) Wayne Garland (R)
Tim Raines, 8/31/93 at NYY .....	Sterling Hitchcock (L) Rich Monteleone (R)
Brian Simmons, 9/26/98 at K.C. ....	Brian Barber (R) Allen McDill (L)
Jose Valentin, 9/30/00 vs. K.C. ....	Blake Stein (R) Scott Mullen (L)
Jose Valentin, 8/13/02 at Tex. ....	Dennys Reyes (L) Todd Van Poppel (R)
Jose Valentin, 7/30/03 at K.C. ....	Runelvys Hernandez (R) Runelvys Hernandez (R) Jeremy Affeldt (L)
Nick Swisher, 6/9/08 vs. Min. ....	Glen Perkins (L) Jesse Crain (R)
Nick Swisher, 6/30/08 vs. Cle. ....	Jeremy Sowers (L) Tom Mastny (R)
Melky Cabrera, 7/23/15 at Cle. ....	Trevor Bauer (R) Kyle Crockett (L)

## INSIDE-THE-PARK (SINCE 1950)

Dave Phillely .....	7/27/50 vs. Washington
Nellie Fox .....	5/22/51 at Washington
Nellie Fox .....	9/28/51 at St. Louis
Hector Rodriguez .....	6/10/52 vs. Philadelphia
Jim Rivera .....	5/30/53 vs. Cleveland
Jim Rivera .....	6/6/54 at Washington
Ferris Fain .....	6/16/54 vs. Philadelphia
Luis Aparicio .....	9/16/56 vs. Washington
Luis Aparicio .....	9/7/57 vs. Kansas City
Luis Aparicio .....	7/30/58 vs. Washington
Johnny Callison .....	9/14/58 vs. Washington
Bubba Phillips .....	9/14/58 vs. Washington
Luis Aparicio .....	6/24/59 vs. Washington
Al Smith .....	7/26/59 vs. Baltimore
Luis Aparicio .....	7/19/60 vs. Boston
Nellie Fox .....	9/6/61 at Minnesota
Jim Landis .....	4/21/63 vs. Minnesota
Ron Hanson .....	6/24/64 vs. Boston
Don Buford .....	7/4/66 at New York
Tommie Agee .....	9/22/66 at New York
Bobby Knoop .....	6/6/69 at New York
Carlos May .....	9/18/71 vs. California
Dick Allen .....	7/31/72 at Minnesota
Dick Allen .....	7/31/72 at Minnesota
Luis Alvarado .....	8/16/72 vs. Milwaukee
Brian Downing .....	8/11/73 at Detroit
Pat Kelly .....	5/22/74 vs. Texas
Ron Santo .....	6/9/74 vs. Boston
Kevin Bell .....	6/22/76 at Kansas City
Alan Bannister .....	7/23/77 at Toronto
Wayne Nordhagen .....	6/9/81 vs. Toronto
Rudy Law .....	8/17/83 at New York
Carlton Fisk .....	8/30/83 vs. Texas
Rudy Law .....	9/21/85 vs. Oakland
Ivan Calderon .....	5/27/88 at Toronto
Ron Karkovice .....	8/30/90 at Minnesota
Paul Konerko .....	4/11/00 at Tampa Bay
Chris Singleton .....	9/29/00 vs. Kansas City
Joe Borchard .....	9/9/02 at Kansas City
Scott Podsednik .....	9/12/09 at Los Angeles-AL

**Note:** The White Sox have hit 232 inside-the-park home runs in club history. Eddie Collins is the club's all-time leader with 10.

## INSIDE-THE-PARK GRAND SLAMS (9)

Happy Felsch .....	9/30/16 at Cleveland
Eddie Collins .....	6/5/19 at New York
Joe Jackson .....	7/16/20 at Washington
Bill Barrett .....	8/4/26 vs. Boston
Bud Clancy .....	7/15/27 vs. Philadelphia
Ferris Fain .....	6/16/54 vs. Philadelphia-AL
Carlos May .....	9/18/71 vs. California
Kevin Bell .....	6/22/76 at Kansas City
Ron Karkovice .....	8/30/90 at Minnesota

## OLDEST WHITE SOX

Carlton Fisk .....	45.102 (4/7/1993)
Carlton Fisk .....	44.241 (8/24/1992)
Carlton Fisk .....	44.221 (8/4/1992)
Carlton Fisk .....	44.214 (7/28/1992)
Carlton Fisk .....	43.281 (10/3/1991)
Carlton Fisk .....	43.281 (10/3/1991)
Carlton Fisk .....	43.263 (9/15/1991)
Carlton Fisk .....	43.259 (9/11/1991)
Carlton Fisk .....	43.249 (9/1/1991)
Carlton Fisk .....	43.246 (8/29/1991)

## YOUNGEST WHITE SOX

Cass Michaels .....	19.101 (6/13/1945)
Johnny Callison .....	19.186 (9/14/1958)
Cass Michaels .....	19.192 (9/12/1945)
Brian McCall .....	19.248 (9/30/1962)
Brian McCall .....	19.248 (9/30/1962)
Bob Kennedy .....	19.256 (5/11/1940)
Bob Kennedy .....	19.319 (7/3/1940)
Mark Maudin .....	19.321 (9/22/1934)
Ricky Seilheimer .....	19.330 (7/26/1980)
Bob Kennedy .....	19.340 (7/24/1940)

## WORLD SERIES (12)

Happy Felsch .....	10/6/17 vs. NY (Slim Sallee)
Joe Jackson .....	10/9/19 vs. Cin. (Hod Eller)
Ted Kluszewski .....	10/1/59 vs. LAD (Roger Craig)
Ted Kluszewski .....	10/1/59 vs. LAD (Chuck Churn)
Sherm Lollar .....	10/5/59 at LAD (Roger Craig)
Ted Kluszewski .....	10/8/59 vs. LAD (Johnny Podres)
Jermaine Dye .....	10/22/05 vs. Hou. (Roger Clemens)
Joe Crede .....	10/22/05 vs. Hou. (Wandy Rodriguez)
Paul Konerko .....	10/23/05 vs. Hou. (Chad Qualls)
Scott Podsednik .....	10/23/05 vs. Hou. (Brad Lidge)
Joe Crede .....	10/25/05 at Hou. (Roy Oswalt)
Geoff Blum .....	10/25/05 at Hou. (Ezequiel Astacio)

## LEAGUE CHAMPIONSHIP SERIES (10)

Lance Johnson .....	10/9/93 at Tor. (Todd Stottlemire)
Frank Thomas .....	10/9/93 at Tor. (Todd Stottlemire)
Ellis Burks .....	10/10/93 at Tor. (Juan Guzman)
Robin Ventura .....	10/10/93 at Tor. (Duane Ward)
Warren Newson .....	10/12/93 at Tor. (Duane Ward)
Joe Crede .....	10/11/05 vs. LAA (Paul Byrd)
Paul Konerko .....	10/14/05 at LAA (John Lackey)
Paul Konerko .....	10/15/05 at LAA (Ervin Santana)
A.J. Pierzynski .....	10/15/05 at LAA (Ervin Santana)
Joe Crede .....	10/16/05 at LAA (Kelvim Escobar)

# MISC. HOME RUN RECORDS

## DIVISION SERIES (12)

Ray Durham	10/3/00 vs. Sea. (Freddy Garcia)
A.J. Pierzynski	10/4/05 vs. Bos. (Matt Clement)
Paul Konerko	10/4/05 vs. Bos. (Matt Clement)
Juan Uribe	10/4/05 vs. Bos. (Matt Clement)
Scott Podsednik	10/4/05 vs. Bos. (Geremi Gonzalez)
A.J. Pierzynski	10/4/05 vs. Bos. (Bronson Arroyo)
Tadahito Iguchi	10/5/05 vs. Bos. (David Wells)
Paul Konerko	10/7/05 at Bos. (Tim Wakefield)
Dewayne Wise	10/2/08 at T.B. (James Shields)
Paul Konerko	10/2/08 at T.B. (Dan Wheeler)
Paul Konerko	10/6/08 vs. T.B. (Andy Sonnanstine)
Jermaine Dye	10/6/08 vs. T.B. (Andy Sonnanstine)

## ALL-STAR GAME (2)

Frank Thomas	7/11/95 at Tex. (John Smiley)
Magglio Ordonez	7/10/01 at Sea. (Jon Lieber)

## MOST OLD COMISKEY PARK, WHITE SOX

88	Bill Melton
87	Harold Baines Carlton Fisk
65	Ron Kittle
64	Sherm Lollar
63	Minnie Minoso
56	Greg Walker
49	Dick Allen Greg Luzinski
48	Zeke Bonura

## MOST OLD COMISKEY PARK, OPPONENTS

45	Babe Ruth
38	Jimmie Foxx
37	Lou Gehrig
34	Ted Williams
30	Joe DiMaggio Mickey Mantle
27	Harmon Killebrew
24	Harold Clift
22	Bob Allison
21	Goose Goslin

## SOX OLD COMISKEY PARK ROOFSHOTS (22)

Eddie Robinson	4/25/51 vs. St. Louis
Minnie Minoso	9/21/60 vs. Kansas City
Dave Nicholson	5/6/64 vs. Kansas City
Buddy Bradford	4/25/69 vs. Minnesota
Tom Egan	7/25/71 vs. Washington
Dick Allen	5/1/73 vs. Baltimore
Richie Zisk	6/4/77 vs. New York
*Greg Luzinski	6/26/83 vs. Minnesota
*Greg Luzinski	8/1/83 vs. New York
*Greg Luzinski	8/28/83 vs. Boston
*Ron Kittle	9/6/83 vs. Oakland
*Ron Kittle	9/19/83 vs. Minnesota
*Ron Kittle	4/29/84 vs. Boston
*Ron Kittle	7/2/84 vs. Detroit
*Greg Luzinski	7/3/84 vs. Detroit
*Ron Kittle	8/1/84 vs. Boston
*Carlton Fisk	8/1/84 vs. Boston
*Carlton Fisk	5/30/85 vs. Kansas City
*Ron Kittle	8/8/85-1 vs. Boston
*Harold Baines	8/23/85 vs. Toronto
*Dan Pasqua	5/30/89 vs. Detroit
*Ron Kittle	4/17/90 vs. Boston

## OPP. OLD COMISKEY PARK ROOFSHOTS (22)

Babe Ruth	8/16/27 vs. New York
Lou Gehrig	5/4/29 vs. New York
Jimmie Foxx	6/16/36 vs. Boston
Hank Greenberg	4/21/38 vs. Detroit
Jimmie Foxx	5/14/40 vs. Boston
Ted Williams	5/7/41 vs. Boston
Mickey Mantle	6/5/55 vs. New York
Ted Williams	7/23/55 vs. Boston
Bill Skowron	7/24/56 vs. New York
Elston Howard	7/15/61 vs. New York
Boog Powell	7/18/66 vs. Baltimore
Don Mincher	5/24/70 vs. Oakland
Harmon Killebrew	7/1/73 vs. Minnesota
Sal Bando	8/28/77 vs. Oakland
*Ruppert Jones	7/3/84 vs. Detroit
*Kirk Gibson	5/10/85 vs. Detroit
*George Bell	8/24/85 vs. Toronto
*George Bell	8/25/85 vs. Toronto
*Brian Downing	9/18/85 vs. California
*Jose Canseco	9/22/85 vs. Oakland
*Rob Deer	4/7/86 vs. Milwaukee
*Larry Sheets	5/9/87 vs. Baltimore

\*Roofshots hit after home plate moved eight feet closer to outfield fences.

## SOX OLD COMISKEY PARK BLEACHER HR (2)

Dick Allen	8/23/72 vs. New York
Richie Zisk	5/22/77 vs. Detroit

## OPP. OLD COMISKEY PARK BLEACHER HR (5)

Jimmie Foxx	5/18/34 vs. Boston
Hank Greenberg	5/27/38 vs. Detroit
Alex Johnson	9/9/70 vs. California
Tony Armas	4/28/84 vs. Boston
George Bell	8/23/85-2 vs. Toronto



Greg Luzinski hit four of Chicago's 22 "roofshots" at old Comiskey Park, including three during the 1983 season.

# OPENING DAY RECORDS

## OPENING DAY BREAKDOWN

Overall Record	60-55
Home Openers	63-52
Earliest Opening Day	March 31, five times, last 2014, White Sox 5, Minnesota 3 (home)
Latest Opening Day	May 2, 1919, St. Louis 11, Sox 4 (home)
Most Runs	Sox 17, St. Louis 3, April 17, 1951
Largest Shutout Margin	Sox 14, Texas 0 (home opener), April 18, 1972
Fewest Hits by Opponent	1, Sox 3, St. Louis 0, April 14, 1910, WP Frank Smith
Fewest Hits by White Sox	0, Cleveland 1, Sox, 0, April 16, 1940, WP Bob Feller
Most Starts	Mark Buehrle, 9
Most Wins	Mark Buehrle, 4
Most Losses	Billy Pierce, 3

**Note:** The White Sox remain the last major-league team to open a season with a scheduled doubleheader, scoring 6-5 and 12-4 victories at Oakland on April 7, 1971. The A's started their season two days earlier at Washington. The Sox won two other Opening Day doubleheaders (1971 on the road and 1982 at home). Both doubleheaders resulted from inclement weather.

## RECORD VS. OPPONENTS

Baltimore	3-3	Minnesota	2-1
Boston	2-1	New York	1-0
Anaheim	5-1	Oakland Athletics	1-2
Cleveland	14-15	St. Louis	11-10
Detroit	8-10	Seattle	2-1
Kansas City Athletics	1-0	Texas	2-3
Kansas City Royals	5-3	Toronto	1-2
Milwaukee	2-2	Washington	1-0

# STREAKS

## MOST CONSECUTIVE VICTORIES

19	August 2-23, 1906
14	May 15-30, 1951
13	June 4-16, 1908
12	June 17-27, 1961
11	June 15-26, 2010
11	Sept. 23-Oct. 3, 1915
10	May 18-26, 1976
10	April 30-May 14, 1967
10	Aug. 14-22, 1965
10	May 31-June 8, 1937
10	August 15-24, 1919
10	June 21-July 3, 1901

## MOST CONSECUTIVE LOSSES

13	August 9-26, 1924
12	Sept. 10-22, 1927
11	July 7-18, 1956
11	Sept. 14-24, 1921
11	July 12-20, 1910
10	July 26-August 4, 2013
10	June 11-20, 1976
10	April 10-15, 1968
10	May 26-June 4, 1938
10	Sept. 17-26, 1934
10	August 7-19, 1932
10	Sept. 14-22, 1931

## MOST CONSECUTIVE VICTORIES TO START SEASON

8	April 11-18, 1982
6	April 8-16, 1991
6	April 14-25, 1920
5	April 17-22, 1945
5	April 14-18, 1914
4	April 10-14, 1959
4	April 16-21, 1957

## MOST CONSECUTIVE LOSSES TO START SEASON

10	April 10-25, 1968
5	April 5-12, 1974
4	April 26-29, 1995
4	April 7-11, 1986
4	April 14-18, 1952
4	April 18-22, 1950
4	April 20-24, 1948
4	April 18-21, 1923

## Streaking Sox

The White Sox won 11 consecutive games from June 15-26, 2010, tied for the sixth-longest streak in franchise history and their longest since a 12-game run from June 17-27, 1961. The Sox went 25-5 to end the first half of the 2010 season, matching the 1975 Cincinnati Reds and 1990 New York Mets for the best record in major-league history in the final 30 games before the All-Star Break.

# BEST AND WORST RECORDS

FRONT OFFICE  
FIELD STAFF  
PLAYERS  
OPPONENTS  
2015 REVIEW  
HISTORY  
RECORDS  
MINOR LEAGUES  
MEDIA/MISC.

Gm	Best			Worst	
	W-L	Last	W-L	Last	
1	1-0	60x, 2014	0-1	55x, 2015	
2	2-0	32x, 2014	0-2	33x, 2015	
3	3-0	14x, 1992	0-3	21x, 2015	
4	4-0	7x, 1991	0-4	9x, 2015	
5	5-0	5x, 1991	0-5	2x, 1974	
6	6-0	3x, 1991	0-6	1968	
7	7-0	1982	0-7	1968	
8	8-0	1982	0-8	1968	
9	8-1	1982	0-9	1968	
10	8-2	5x, 1982	0-10	1968	
11	9-2	5x, 1982	1-10	1968	
12	10-2	3x, 1957	1-11	1968	
13	11-2	1957	2-11	1968	
14	11-3	2x, 1957	2-12	1968	
15	12-3	1919	3-12	3x, 1968	
16	12-4	3x, 2005	3-13	2x, 1968	
17	13-4	4x, 2005	3-14	1948	
18	14-4	2005	3-15	1948	
19	15-4	2005	4-15	2x, 1948	
20	16-4	2005	4-16	2x, 1948	
21	16-5	2x, 2005	4-17	2x, 1948	
22	17-5	1912	4-18	2x, 1948	
23	18-5	1912	4-19	1948	
24	19-5	1912	5-19	3x, 1950	
25	20-5	1912	5-20	2x, 1950	
26	21-5	1912	6-20	2x, 1950	
27	21-6	1912	7-20	2x, 1950	
28	22-6	1912	7-21	1948	
29	23-6	1912	7-22	1948	
30	23-7	3x, 2005	7-23	1948	
31	24-7	2x, 2005	7-24	1948	
32	24-8	3x, 2005	8-24	1948	
33	25-8	1912	8-25	1948	
34	26-8	1912	8-26	1948	
35	26-9	3x, 2005	9-26	1948	
36	27-9	2x, 2005	10-26	1948	
37	27-10	2x, 2005	10-27	1948	
38	27-11	5x, 2005	10-28	1948	
39	28-11	2x, 1951	11-28	1948	
40	29-11	1951	12-28	2x, 1978	
41	30-11	1951	12-29	1948	
42	31-11	1951	12-30	1948	
43	32-11	1951	12-31	1948	
44	32-12	1951	13-31	1948	
45	32-13	2x, 1957	14-31	1948	
46	32-14	3x, 2005	14-32	1948	
47	33-14	2x, 2005	15-32	1948	
48	34-14	1951	16-32	1948	
49	35-14	1951	17-32	3x, 1948	
50	36-14	1951	17-33	3x, 1948	
51	36-15	1951	17-34	2x, 1948	
52	36-16	1951	18-34	4x, 1989	
53	36-17	1951	18-35	4x, 1989	
54	37-17	1951	18-36	2x, 1948	
55	38-17	1951	18-37	1948	

Gm	Best			Worst	
	W-L	Last	W-L	Last	
56	38-18	1951	18-38	1948	
57	39-18	1951	18-39	1948	
58	39-19	2x, 2005	19-39	1948	
59	40-19	2x, 2005	19-40	1948	
60	41-19	2005	19-41	1948	
61	41-20	2x, 2005	20-41	1948	
62	42-20	2005	20-42	1948	
63	42-21	3x, 2005	20-43	1948	
64	43-21	1915	21-43	2x, 1948	
65	44-21	1915	21-44	1934	
66	45-21	1915	21-45	1934	
67	46-21	1915	21-46	1934	
68	46-22	2x, 2005	22-46	1934	
69	47-22	2005	23-46	3x, 1948	
70	48-22	2005	23-47	3x, 1948	
71	49-22	2005	23-48	3x, 1948	
72	50-22	2005	23-49	1948	
73	50-23	2005	23-50	1948	
74	50-24	2005	24-50	1948	
75	51-24	2005	25-50	3x, 1948	
76	52-24	2005	25-51	1934	
77	53-24	2005	26-51	2x, 1948	
78	53-25	2005	26-52	1948	
79	54-25	2005	26-53	1948	
80	54-26	2005	27-53	2x, 1948	
81	55-26	2005	27-54	2x, 1948	
82	56-26	2005	27-55	1948	
83	57-26	2005	27-56	1948	
84	57-27	2005	27-57	1948	
85	57-28	2005	27-58	1948	
86	57-29	2005	27-59	1948	
87	58-29	2005	28-59	1948	
88	59-29	2005	28-60	1948	
89	60-29	2005	28-61	1948	
90	61-29	2005	29-61	2x, 1948	
91	62-29	2005	30-61	2x, 1948	
92	62-30	2005	31-61	4x, 1970	
93	62-31	2005	31-62	3x, 1970	
94	62-32	2005	31-63	2x, 1948	
95	63-32	2005	31-64	1948	
96	63-33	2005	32-64	1948	
97	64-33	2005	32-65	1948	
98	65-33	2005	32-66	1948	
99	65-34	2005	33-66	1948	
100	65-35	2005	34-66	3x, 1970	
101	66-35	2005	34-67	2x, 1970	
102	67-35	2005	35-67	3x, 1970	
103	68-35	2005	35-68	2x, 1970	
104	69-35	2005	35-69	1948	
105	69-36	2005	36-69	2x, 1948	
106	69-37	2005	36-70	2x, 1948	
107	70-37	2005	36-71	2x, 1948	
108	70-38	2005	36-72	2x, 1948	
109	71-38	2005	36-73	2x, 1948	
110	72-38	2005	36-74	2x, 1948	

Gm	Best			Worst	
	W-L	Last	W-L	Last	
111	72-39	2x, 2005	36-75	2x, 1948	
112	73-39	2005	36-76	1932	
113	74-39	2005	36-77	1932	
114	74-40	2x, 2005	37-77	1932	
115	75-40	1919	37-78	1932	
116	75-41	1919	37-79	1932	
117	75-42	1919	37-80	1932	
118	76-42	1919	38-80	1932	
119	77-42	1919	38-81	1932	
120	77-43	1919	38-82	1932	
121	78-43	1919	38-83	1932	
122	78-44	1954	39-83	1932	
123	79-44	1954	39-84	1932	
124	80-44	2x, 1954	39-85	1932	
125	80-45	2x, 1954	39-86	1932	
126	81-45	2x, 1954	39-87	1932	
127	82-45	2x, 1954	39-88	1932	
128	83-45	2x, 1954	40-88	1932	
129	84-45	1919	40-89	1932	
130	85-45	1919	41-89	1932	
131	86-45	1919	41-90	1932	
132	86-46	1919	42-90	1932	
133	87-46	1919	43-90	1932	
134	87-47	2x, 1919	43-91	1932	
135	88-47	1917	43-92	1932	
136	89-47	1917	43-93	1932	
137	90-47	1917	43-94	1932	
138	91-47	1917	43-95	1932	
139	92-47	1917	44-95	1932	
140	92-48	1917	44-96	1932	
141	93-48	1917	45-96	1932	
142	94-48	1917	45-97	1932	
143	95-48	1917	46-97	2x, 1932	
144	95-49	1917	46-98	1932	
145	96-49	1917	46-99	1932	
146	97-49	1917	46-100	1932	
147	97-50	1917	47-100	1932	
148	97-51	1917	48-100	1932	
149	98-51	1917	48-101	1932	
150	98-52	1917	49-101	2x, 1948	
151	99-52	1917	49-102	1932	
152	99-53	1917	51-101	1948	
153	100-53	1917	54-99	1970	
154	100-54	1917	55-99	1970	
155	94-61	2x, 2005	56-99	1970	
156	95-61	1983	56-100	1970	
157	95-62	1983	56-101	1970	
158	96-62	1983	56-102	1970	
159	96-63	2x, 2005	56-103	1970	
160	97-63	2x, 2005	56-104	1970	
161	98-63	2x, 2005	56-105	1970	
162	99-63	2x, 2005	56-106	1970	
163	89-74	2008	n/a		

# NO-HITTERS

## WHITE SOX (18)

Nixey Callahan	Sept. 20, 1902 vs. Det.
Frank Smith	Sept. 6, 1905 at Det.
Frank Smith	Sept. 20, 1908 vs. Phi.
Ed Walsh	August 27, 1911 vs. Bos.
Joe Benz	May 31, 1914 vs. Cle.
Ed Cicotte	April 14, 1917 at St. L.
Charles Robertson*	April 30, 1922 at Det.
Ted Lyons	August 21, 1926 at Bos.
Vern Kennedy	August 31, 1935 vs. Cle.
Bill Dietrich	June 1, 1937 at St. L.
Bob Keegan	August 20, 1957 vs. Wash.
Joel Horlen	Sept. 10, 1967 vs. Det.
John Odom/Francisco Barrios	July 28, 1976 at Oak.
Joe Cowley	Sept. 19, 1986 at Cal.
Wilson Alvarez	August 11, 1991 at Bal.
Mark Buehrle	April 18, 2007 vs. Tex.
Mark Buehrle*	July 23, 2009 vs. T.B
Philip Humber*	April 21, 2012 at Sea.

**Note:** Ed Walsh (won 8-1 on May 26, 1907 vs. New York in a five-inning, rain-shortened game), James Scott (lost 0-1 on May 14, 1914 vs. Washington) and Melidoro Perez (won 8-0 on July 12, 1990 at New York in a rain-shortened, six-inning game) are not credited with official no-hitters.

## OPPONENTS (13)

Jesse Tannehill	August 17, 1904 at Bos.
Bill Dinneen	Sept. 27, 1904 at Bos.
Addie Joss*	October 2, 1908 at Cle.
Addie Joss	April 20, 1910# vs. Cle.
Ernest Koob	May 5, 1917 at St. L.
Robert Groom	May 6 (2), 1917 vs. St. L.
Bob Feller#	April 16, 1940 vs. Cle.
Mel Parnell	July 14, 1956 at Bos.
Bill Monbouquette	August 1, 1962 at Bos.
Mike Warren	Sept. 29, 1983 at Oak.
Jack Morris	April 7, 1984 vs. Det.
Bret Saberhagen	August 26, 1991 at K.C.
Francisco Liriano	May 3, 2011 vs. Min.

**Note:** Cleveland's Earl Moore (lost 4-2 on May 9, 1901) pitched 9.0 hitless IP before Sandow Mertes singled in the 10th. The Sox won, 4-2, in 10 innings. New York's Andy Hawkins (lost 4-0 on July 1, 1990) tossed 8.0 hitless IP but lost. Neither is credited with an official no-hitter.

\*Perfect Game

#Opening Day

# COMPLETE GAME ONE-HITTERS

## WHITE SOX WINS (61)

Nixey Callahan	Aug. 1, 1901 vs. Det.
Wiley Piatt	May 16, 1902 vs. St. L.
Doc White	Sept. 6, 1903 vs. Cle.
Doc White	Sept. 16, 1904 at St. L.
Frank Smith	May 21, 1905 vs. Wash.
Frank Smith	Aug. 31, 1905 vs. Wash.
Ed Walsh	May 6, 1906 vs. Cle.
Doc White	June 5, 1906 vs. Phi.
Doc White	July 3, 1906 vs. St. L.
Ed Walsh	Aug. 3, 1906 vs. Bos.
Doc White	May 19, 1908 at Wash.
Ed Walsh	June 20, 1909 vs. Cle.
Bill Burns	July 31, 1909 vs. at Wash.
Frank Smith#	April 14, 1910 vs. St. L.
Ed Walsh	June 6, 1910 vs. Bos.
Fred Olmstead	Sept. 8, 1910 vs. at St. L.
Ed Walsh	Aug. 14, 1911 vs. Det.
Reb Russell	July 14, 1913 vs. Bos.
Eddie Cicotte	May 19, 1914 at Phi.
Jim Scott	June 4, 1914 vs. Cle.
Joe Benz	June 10, 1914 vs. Wash.
Red Faber	June 17, 1914 vs. Phi.
Jim Scott	May 17, 1915 vs. Phi.
Red Faber	Sept. 15, 1915 at Bos.
Eddie Cicotte	July 26, 1916 vs. NYY
Eddie Cicotte	July 17, 1917 vs. Wash.
Ted Lyons*	Sept. 19, 1925 at Wash.
Red Faber	May 26, 1929 vs. Det.
Whitlow Wyatt*	June 13, 1933 vs. St. L.
Carl Fischer	July 20, 1935 at Wash.
Bill Dietrich	May 29, 1941 vs. St. L.
Lee Ross	May 14, 1943 vs. NYY
Orval Grove*	July 8, 1943 vs. NYY
Jackie Haynes	May 1, 1945 at Det.

Billy Pierce	June 15, 1950 vs. NYY
Billy Pierce	April 16, 1953 vs. St. L.
Virgil Trucks	May 1, 1954 at Bos.
Virgil Trucks	July 6, 1954 at Det.
Jack Harshman	June 21, 1956 vs. Bal.
Dick Donovan	May 25, 1957 at Cle.
Dick Donovan	July 20, 1957 vs. Bos.
Billy Pierce*	June 27, 1958 vs. Wash.
Early Wynn	May 1, 1959 vs. Bos.
Billy Pierce	June 11, 1959 at Wash.
Gary Peters	July 15, 1963 vs. Bal.
Juan Pizarro	Aug. 11, 1965 vs. Wash.
Jack Lamabe	May 30, 1966 vs. Bos.
Gary Peters	May 14, 1967 vs. Cal.
Jerry Nyman	May 17, 1969 vs. Wash.
Stan Bahnsen*	Aug. 21, 1973 at Cle.
Ken Brett	May 26, 1976 at Cal.
Ross Baumgarten	July 2, 1980 vs. Cal.
Dennis Lamp*	Aug. 25, 1981 at Mil.
Britt Burns	Sept. 9, 1983 vs. Cal.
LaMarr Hoyt	May 2, 1984 vs. NYY
Floyd Bannister	Sept. 13, 1987 at Sea.
Jack McDowell	July 14, 1991 at Mil.
Alex Fernandez	May 4, 1992 vs. Mil.
Mark Buehrle	Aug. 3, 2001 vs. T.B.
Zach Stewart	Sept. 5, 2011 at Min.
Chris Sale	May 12, 2013 vs. LAA
Jeff Samardzija	Sept. 21-1, 2015 at Det.

## WHITE SOX LOSSES (2)

Richard Dotson	May 18, 1983 at Bal.
Freddy Garcia	Aug. 23, 2005 at Min.

\*Lost no-hitter in ninth inning

#Opening Day

##Double one-hitter



# COMEBACKS

## BIGGEST COMEBACK VICTORIES

Deficit	Date	Opponent	Score	Inn.	Final
9	7/28/31	at New York	3-12	7th	14-12
9	8/2/36	vs. Boston	1-10	5th	12-11
9	6/13/78	vs. Cleveland	0-9	3rd	10-9
8	7/9/21	vs. New York	0-8	7th	10-9
8	6/28/02	vs. Chicago-NL	0-8	2nd	12-9

Source: STATS LLC

## LARGEST LEADS SURRENDERED IN LOSSES

Deficit	Date	Opponent	Score	Inn.	Final
9	7/4/21	at Cleveland	10-1	3rd	10-11
8	5/27/33	at New York	11-3	8th	11-15
8	7/13/39	vs. Philadelphia	8-0	4th	10-12
8	5/12/96	vs. New York	8-0	3rd	8-9

# DOUBLEHEADER SHUTOUTS

Date	Opp.	Score	Winning Sox Pitchers
Sept. 6, 1905	at Detroit	2-0 15-0	Doc White *Frank Smith
July 31, 1909	at Washington	5-0 1-0	Jim Scott Frank Lange
Aug. 11, 1914	Cleveland	2-0 2-0	Mellie Wolfgang Ed Cicotte
May 28, 1916	Cleveland	2-0 2-0	Jim Scott Red Faber
July 10, 1916	at Boston	4-0 3-0	Lefty Williams Reb Russell
July 13, 1940	at Boston	5-0 7-0	Ted Lyons Jack Knott
Aug. 19, 1941	Philadelphia	4-0 1-0	Thornton Lee John Humphries
May 15, 1949	Cleveland	10-0 2-0	Bill Wight Alan Gettel

Date	Opp.	Score	Winning Sox Pitchers
May 25, 1952	Detroit	3-0 1-0	Joe Dobson Marv Grissom
June 14, 1953	Boston	6-0 1-0	Billy Pierce Sandy Consuegra
June 15, 1958	at Baltimore	3-0 4-0	Jim Wilson Dick Donovan
June 5, 1960	Kansas City	2-0 2-0	Russ Kemmerer Frank Baumann
July 5, 1964	Cleveland	2-0 5-0	Juan Pizarro Joel Horlen
May 30, 1966	Boston	1-0 11-0	John Buzhardt #Jack Lamabe
Sept. 10, 1967	Detroit	6-0 4-0	*Joel Horlen Cisco Carlos

\*No-hitter

#One-hitter

# SINGLE-GAME STRIKEOUTS

No.	Pitcher	Date
16	Jack Harshman.....	July 25, 1954 at Boston
15	Chris Sale.....	August 16, 2015 vs. Chicago-NL
15	Chris Sale.....	May 28, 2012 at Tampa Bay
15	Ed Cicotte.....	Aug. 26, 1914 vs. New York
15	Jim Scott.....	June 22, 1913 vs. St. Louis
15	Ed Walsh.....	Aug. 11, 1910 vs. Boston
15	Ed Walsh.....	Oct. 2, 1908 at Cleveland
14	Chris Sale.....	August 21, 2015 at Seattle
14	Chris Sale.....	August 19, 2015 vs. Texas
14	Chris Sale.....	June 8, 2015 vs. Houston
14	Chris Sale.....	June 14, 2013 at Houston
14	Jason Bere.....	June 28, 1995 at Minnesota
14	Jason Bere.....	June 13, 1994 vs. Oakland
14	Juan Pizarro.....	July 31, 1964 at Washington
14	Early Wynn.....	May 1, 1959 vs. Boston
14	Saul Rogovin.....	Sept. 14, 1952 vs. Boston
14	Jim Scott.....	Sept. 27, 1913 vs. St. Louis
13	Chris Sale.....	June 3, 2013 at Texas
13	Jose Quintana.....	Sept. 13 (1), 2014 vs. Minnesota
13	Chris Sale.....	August 30 (1), 2014 vs. Detroit
13	Chris Sale.....	June 25, 2013 vs. New York-AL

No.	Pitcher	Date
13	Chris Sale.....	Aug. 22, 2012 vs. New York-AL
13	Edwin Jackson.....	April 7, 2011 vs. Tampa Bay
13	Javier Vazquez.....	Sept. 17, 2007 at Kansas City
13	Jose Contreras.....	June 17, 2006 at Cincinnati
13	Javier Vazquez.....	Aug. 5, 2006 at Toronto
13	Alex Fernandez.....	June 12, 1996 vs. Boston
13	Jason Bere.....	Sept. 8, 1993 Boston
13	Chris Knapp.....	Sept. 11-1, 1977 at California
13	Juan Pizarro.....	Aug. 23, 1965 vs. Baltimore
13	Juan Pizarro.....	May 22, 1964 vs. Washington
13	Gary Peters.....	July 15, 1963 vs. Baltimore
13	Juan Pizarro.....	Sept. 29, 1961 at Baltimore
13	Juan Pizarro.....	Aug. 25, 1961 vs. Cleveland
13	Marv Grissom.....	Sept. 13, 1952 vs. New York
13	Thornton Lee.....	June 12, 1945 vs. Cleveland
13	Red Faber.....	May 17, 1922 at Philadelphia
13	Jim Scott.....	April 20, 1912 at St. Louis
13	Frank Lange.....	Sept. 20, 1910 vs. New York
13	Ed Walsh.....	Sept. 13, 1910 vs. St. Louis
13	Ed Walsh.....	May 1, 1910 vs. Detroit
13	Doc White.....	June 9, 1905 at Philadelphia

## Highest Scoring White Sox Innings

Inn.	Runs	Date	Opponent	Inn.	Runs	Date	Opponent
1st	11	Aug. 3, 1956	vs. Baltimore	6th	11	Sept. 15, 1983	vs. Seattle
2nd	10	July 28, 1935	vs. St. Louis-AL	7th	11	April 22, 1959	at Kansas City
3rd	11	June 20, 2006	vs. St. Louis-NL	8th	11	July 28, 1931	at New York
4th	13	Sept. 26, 1943	at Washington	9th	11	Aug. 19, 1970	at Boston
5th	11, 4x	Last Sept. 17, 2007	at Kansas City	X	8	May 20, 1920 (16th)	at Washington

# LONGEST GAMES

## INNINGS

25*	May 8-9, 1984 Milwaukee (W, 7-6)
22	June 12, 1967 at Washington (L, 5-6)
21	May 26-28, 1973 Cleveland (W, 6-3)
21	May 24, 1929 Detroit (L, 5-6)
19	July 9, 2006 Boston (W, 6-5)
19	May 1, 1991 at Milwaukee (L, 9-10)
19	Aug. 11, 1972 at Oakland (L, 3-5)
19	July 13, 1951 Boston (W, 5-4)
19	June 24, 1915 at Cleveland (W, 5-4)
18	Aug. 6, 1959 at Baltimore (T, 1-1)
18	June 18, 1947 Washington (L, 0-1)
18	Aug. 21, 1933 New York (W, 3-3)
18	May 15, 1918 at Washington (L, 0-1)
18	June 25, 1903 New York (T, 6-6)
17	May 25, 1986 at Kansas City (L, 1-2)
17	Sept. 13, 1967 Cleveland (W, 1-0)
17	July 21, 1964 New York (L, 1-2)
17	July 25, 1959 Baltimore (W, 3-2)
17	June 4, 1959 Baltimore (W, 6-5)
17	Sept. 14, 1952 Boston (W, 4-3)
17	July 12, 1951 Boston (L, 4-5)
17	Aug. 13, 1933 Detroit (L, 5-6)
17	May 21, 1915 Boston (W, 3-2)
17	May 25, 1912 Detroit (W, 5-4)
17	May 13, 1909 Washington (L, 1-1)
17	May 18, 1902 St. Louis (T, 2-2)

\*AL record for innings, major-league record for time (8:06)

## TIME

8:06*	May 8-9, 1984 vs. Milwaukee (W, 7-6, 25 inn.)
6:19	July 9, 2006 vs. Boston (W, 6-5 19 inn.)
6:05	May 1, 1991 at Milwaukee (L, 9-10, 19 inn.)
5:42	June 5, 2013 at Seattle (W, 7-5, 16 inn.)
5:36	July 11, 1987 at New York (W, 5-2, 15 inn.)
5:23	July, 2012 at Kansas City (W, 9-8, 14 inn.)
5:23	Aug. 9, 1992 at California (W, 12-8, 14 inn.)
5:21	Aug. 16, 2011 vs. Cleveland (W, 8-7, 14 inn.)
5:17	April 16, 2014 vs. Boston (L, 4-6, 14 inn.)
5:12	Sept. 14, 1998 at Detroit (W, 17-16, 12 inn.)
5:09	Aug. 16, 2005 vs. Minnesota (L, 4-9, 16 inn.)
5:09	April 27, 1989 at Boston (W, 3-1, 16 inn.)
5:00	April 30, 1990 vs. Texas (L, 5-4, 13 inn.)
4:58	June 24, 2011 vs. Washington (L, 5-9, 14 inn.)
4:58	Aug. 5, 2008 vs. Detroit (W, 10-8, 14 inn.)
4:38	July 5, 2014 vs. Seattle (14 inn.)
4:33	May 5, 2009 at Kansas City (L, 7-8, 11 inn.)
4:29	Sept. 7, 2007 vs. Minnesota (W, 11-10, 13 inn.)
4:27	June 25, 2009 vs. Los Angeles-NL (W, 6-5, 13 inn.)
4:23	June 4, 2008 vs. Kansas City (W, 6-4, 15 inn.)

Source: STATS LLC (Since 1984)

# HIGHEST-SCORING GAMES

## WHITE SOX

29-6*	April 23, 1955 at Kansas City
22-13	May 31, 1970 at Boston
21-7	June 26 (2), 1960 Boston
21-14	July 18, 1936 at Philadelphia
20-6	June 20, 2006 St. Louis-NL
20-8	May 15, 1996 at Milwaukee
20-6	April 22, 1959 at Kansas City
20-2	June 17, 1956 Washington
20-10	April 30, 1934 Cleveland
20-15	Sept. 9, 1921 Detroit
20-6	May 11, 1911 Washington
19-2	July 3, 2012 vs. Texas
19-3	Sept. 27, 2003 at Kansas City
19-10	Sept. 2, 2001 Cleveland
19-3	Aug. 9, 2000 vs. Seattle
19-11	Aug. 4, 1992 Minnesota
19-7	July 20, 1940 Philadelphia
19-6	July 28, 1936 Philadelphia
19-6	May 11, 1936 at St. Louis-AL
19-2	Aug. 31, 1926 at Detroit
19-11	Aug. 15, 1922 at Boston
19-3	May 3, 1918 at Detroit
19-9	May 1, 1901 Detroit

## OPPONENTS

5-22	July 26, 1931 at New York
11-21	Aug. 30, 1970 Boston
6-21	July 1, 1936 Detroit
5-21	Aug. 9, 1923 at Philadelphia
6-21	Aug. 25, 1902 at Washington
7-21	May 5, 1901 at Boston
1-20	May 21, 2009 vs. Minnesota
14-20	July 6 (1), 2007 Minnesota
4-20	April 2, 1998 at Texas
5-20	July 17, 1920 at New York
11-19	June 28 (1), 2013 vs. Cleveland
0-19	May 10, 2002 at Anaheim
12-19	June 26, 1977 at Minnesota
6-19	May 13, 1947 at Boston
6-19	Aug. 27, 1938 at Boston
7-19	Sept. 13, 1935 at Philadelphia

\*American League record

## Doubleheader Fireworks

The White Sox and Rangers combined to hit 14 home runs in a doubleheader on August 28, 1998 at Comiskey Park (seven by each team), tying the American League record for a twinbill set by New York (nine) and Philadelphia (five) on May 22, 1930.

# ATTENDANCE RECORDS

## HOME, SEASON

2,957,414.....	2006
2,934,154.....	1991
2,684,395.....	2007
2,681,156.....	1992
2,581,091.....	1993
2,500,648.....	2008
2,342,833.....	2005
2,284,163.....	2009
2,194,378.....	2010
2,136,988.....	1984
2,132,821.....	1983
2,002,359.....	1990
2,001,117.....	2011
1,965,955.....	2012
1,947,799.....	2000
1,939,594.....	2003
1,930,537.....	2004
1,865,222.....	1997
1,768,413.....	2013
1,766,172.....	2001

## U.S. CELLULAR FIELD, GAME

47,609%.....	July 15, 2003 (All-Star Game)
46,246*.....	October 5, 1993 vs. Toronto
46,101*.....	October 6, 1993 vs. Toronto
46,027.....	June 28, 2002 vs. Chicago-NL
45,942.....	June 29, 2002 vs. Chicago-NL
45,936.....	June 8, 2001 vs. Chicago-NL
45,849.....	June 9, 2001 vs. Chicago-NL
45,527*.....	October 12, 1993 vs. Toronto
45,440.....	June 28, 2003 vs. Chicago-NL
45,383#.....	October 4, 2000 vs. Seattle
45,351.....	June 30, 2002 vs. Chicago-NL
45,290#.....	October 3, 2000 vs. Seattle
45,147.....	June 27, 2003 vs. Chicago-NL
45,079.....	June 10, 2001 vs. Chicago-NL
44,858.....	June 29, 2003 vs. Chicago-NL
44,249.....	June 17, 1997 vs. Chicago-NL
44,204.....	June 18, 1997 vs. Chicago-NL
44,153.....	July 9, 1999 vs. Chicago-NL
44,140.....	June 9, 2000 vs. Chicago-NL
44,008.....	July 10, 1999 vs. Chicago-NL
%2003 All-Star Game	*1993 ALCS
	#2000 ALDS

**Note:** U.S. Cellular Field capacity was 44,321 from 1991-2000, 47,522 in 2001, 47,098 in 2002-03 and 40,615 since 2004.

## OLD COMISKEY PARK, GAME

55,555.....	May 20, 1973 vs. Minnesota (DH)
54,215.....	July 19, 1953 vs. New York (DH)
53,940.....	June 8, 1951 vs. New York (DH)
53,325.....	May 15, 1949 vs. Cleveland (DH)
53,067.....	July 27, 1954 vs. New York
52,712.....	June 25, 1964 vs. Cubs (Exhib.)
52,593.....	July 12, 1951 vs. Boston (DH)
52,494.....	June 18, 1933 vs. New York (DH)
52,054.....	June 10, 1951 vs. New York (DH)
52,000.....	May 8, 1927 vs. New York

## U.S. CELLULAR FIELD, BY OPPONENT

Arizona.....	32,952, June 13, 2005
Atlanta.....	34,719, June 12, 2004
Baltimore.....	43,589, May 28, 1994
Boston.....	43,393, June 6, 1993
Chicago-NL.....	46,027, June 28, 2002
Cincinnati.....	27,980, May 9, 2015
Cleveland.....	43,601, June 29, 1996
Colorado.....	35,663, June 14, 2008
Detroit.....	43,954, April 6, 2001
Houston.....	38,516, June 25, 2006
Kansas City.....	43,922, August 4, 2003
Los Angeles-AL.....	42,535, August 7, 1993
Los Angeles-NL.....	36,067, June 18, 2005
Miami.....	36,132, June 18, 2007
Milwaukee.....	43,350, July 18, 1992
Minnesota.....	42,587, August 28, 1993
Montreal.....	24,783, June 8, 2002
New York-AL.....	42,961, July 5, 1995
New York-NL.....	27,679, June 10, 2002
Oakland.....	42,483, June 6, 1992
Philadelphia.....	33,114, June 8, 2004
Pittsburgh.....	26,827, June 6, 1999
St. Louis.....	40,681, July 15, 2000
San Diego.....	27,287, June 14, 2003
San Francisco.....	25,278, June 17, 2014
Seattle.....	43,559, June 26, 1993
Tampa Bay.....	38,926, August 19, 2000
Texas.....	42,150, June 22, 1991
Toronto.....	42,796, July 25, 1991
Washington.....	24,057, June 26, 2011

## ROAD, GAME

78,382.....	August 20, 1948 at Cleveland
72,454.....	October 1, 1993 at Cleveland
72,390.....	October 3, 1993 at Cleveland
72,060.....	October 2, 1993 at Cleveland
70,972.....	July 29, 1951 at New York
70,740.....	August 25, 1950 at New York
70,619.....	August 11, 1951 at Cleveland
66,586.....	August 30, 1959 at Cleveland
65,880.....	June 7, 1970 at New York
63,787.....	June 23, 1957 at New York



Old Comiskey Park was home to the White Sox from 1910-90.

## Attendance Notes

The Chicago White Sox have drawn more than 2 million fans 13 times, including a club-record 2.96 million in 2006. Of the White Sox Top 10 home season bests, nine have come since the team moved into U.S. Cellular Field in 1991. Each of the franchise's Top 20 seasons have come since 1981.



Carson Fulmer, the White Sox first-round selection (eighth overall) in the 2015 draft out of Vanderbilt University, is ranked by *Baseball America* as the No. 2 Prospect in the organization entering the 2016 season.

# MINOR LEAGUES



# SCOUTING



**Nick Hostetler**  
Director of Amateur Scouting




**Nathan Durst**  
National Crosschecker



**Ed Pebley**  
National Crosschecker



**Derek Valenzuela**  
West Coast Crosschecker



**Mike Shirley**  
Midwest Crosschecker



**Joe Siers**  
East Coast Crosschecker

## PROFESSIONAL SCOUTS

Bruce Benedict, Kevin Bootay, Joe Butler, Chris Lein, Alan Regier, Daraka Shaheed, Keith Staab, John Tumminia, Bill Young.

## INTERNATIONAL SCOUTING

**Marco Paddy** — Special Assistant to the General Manager, International Operations

**Amador Arias** — Supervisor, Venezuela

**Marino DeLeon** — Dominican Republic

**Robinson Garcés** — Venezuela

**Oliver Dominguez** — Dominican Republic

**Reydel Hernandez** — Venezuela

**Tomas Herrera** — Mexico

**Miguel Peguero** — Dominican Republic

**Guillermo Peralto** — Dominican Republic

**Omar Sanchez** — Venezuela

**Fermin Ubri** — Dominican Republic

## FULL-TIME SCOUTING AREAS

**Mike Baker** — Southern California, Southern Nevada

**Kevin Burrell** — Georgia, South Carolina

**Robbie Cummings** — Idaho, Montana, Oregon, Washington, Wyoming

**Ryan Dorsey** — Texas

**Abraham Fernandez** — North Carolina, Virginia

**Joel Grampietro** — Connecticut, Delaware, Eastern Pennsylvania, Maine, Maryland, Massachusetts, New Hampshire, New Jersey, Eastern New York, Rhode Island, Vermont

**Garrett Guest** — Illinois, Indiana

**Phil Gulley** — Kentucky, Southern Ohio, Tennessee, West Virginia

**Warren Hughes** — Alabama, Florida Panhandle, Louisiana, Mississippi

**George Kachigan** — San Diego

**John Kazanas** — Arizona, Colorado, New Mexico, Utah

**J.J. Lally** — Iowa, Michigan Panhandle, Minnesota, Nebraska, North and South Dakota, Wisconsin, Canada

**Steve Nichols** — Northern Florida

**Jose Ortega** — Puerto Rico, Southern Florida

**Clay Overcash** — Arkansas, Kansas, Missouri, Oklahoma

**Noah St. Urbain** — Southern California, Hawai'i

**Adam Virchis** — Northern California, Northern Nevada

**Chris Walker** — Texas

**Justin Wechsler** — Michigan, Northern Ohio, Western Pennsylvania, Western New York

**Ken Williams Jr.** — Southern California



# 2015 DRAFT

Rd	Player	Pos.	School
1	Carson Fulmer	RHP	Vanderbilt University
4	Zack Erwin	LHP	Clemson University
5	Jordan Stephens	RHP	Rice University
6	Corey Zangari	INF	Carl Albert High School
7	Blake Hickman	RHP	University of Iowa
8	Casey Schroeder	C	Coastal Carolina University
9	Ryan Hinchley	LHP	University of Illinois at Chicago
10	Jackson Glines	OF	University of Michigan
11	Danny Dopico	RHP	Florida International University
12	Bernardo Zavala	C	San Diego State University
13	Ryan Riga	LHP	Ohio State University
14	Tyler Sullivan	OF	University of the Pacific
15	Christopher Comito	RHP	Norwalk High School
16	Brandon Quintero	RHP	California State University
17	Jeffery Orvis	INF	University of Mississippi
18	Dante Flores	INF	University of Southern Calif.
19	Frank Califano	OF	Youngstown State University
20	Jacob Cooper	C	Modesto Junior College
21	Landon Lassiter	INF	University of North Carolina

Rd	Player	Pos.	School
22	Daniel Mendick	INF	University of Mass.-Lowell
23	Dylan Barrow	RHP	University of Tampa
24	Brandon Magallones	RHP	Northwestern University
25	Richard McWilliams	RHP	Cal Poly University-Pomona
26	Grant Massey	INF	Lipscomb University
27	Alex Katz	LHP	St. John's University
28	Bradley Strong	INF	Western Carolina University
29	Jake Fincher Jr.	OF	North Carolina State Univ.
30	Jack Charleston	RHP	Faulkner University
31	David Walker	OF	Grand Canyon University
32	Taylor Cherry	RHP	University of North Carolina
33	Johnathan Frebis	LHP	Middle Tenn. State University
34	Drew Hasler	RHP	Valparaiso University
35	Derek King	INF	Hillsborough C.C.
36	Michael Hickman	C	Seven Lakes High School
37	Gavin Alston	LHP	Mountain Pointe High School
38	Cody Staab	OF	College Station High School
39	Jalyn McMillan	INF	Simeon Career Academy
40	Joseph Reinsdorf	INF	New Trier High School

## NO. 1 DRAFT SELECTIONS

Year	Player	Pos.	High School/College
1965	Ken Piesha	C	University of Notre Dame
1966	Carlos May	OF	Parker (Ala.) H.S.
1967	Dan Haynes	3B	Headland (Ga.) H.S.
1968	Rich McKinney	SS	Ohio University
1969	Ted Nicholson	3B	Oak Park (Miss.) H.S.
1970	Lee Richard	SS	Southern University
1971	Danny Goodwin	C	Peoria Central (Ill.) H.S.
1972	Mike Ondina	OF	Rancho Cordova (Calif.) H.S.
1973	Steve Swisher	C	Ohio University
1974	Larry Monroe	P	Forest View (Ill.) H.S.
1975	Chris Knapp	P	Central Michigan University
1976	Steve Trout	P	Thornwood (Ill.) H.S.
1977	Harold Baines	OF	St. Michaels (Md.) H.S.
1978	Choice to Yankees as compensation for free agent Ron Blomberg		
1979	Steve Buechele*	SS	Servite (Calif.) H.S.
	Rick Seilheimer	C	Brenham (Texas) H.S.
1980	Cecil Espy	OF	Point Luma (Calif.) H.S.
1981	Daryl Boston	OF	Woodward (Ohio) H.S.
1982	Ron Karkovice	C	Boone H.S., Orlando, Fla.
1983	Joel Davis	P	Sandalwood H.S., Jacksonville, Fla.
	Russ Morman	1B	Wichita State University
1984	Tony Mendez	P	American (Fla.) H.S.
	Tom Hartley	OF	Hudson Bay (Wash.) H.S.
1985	Kurt Brown	C	Glendora (Calif.) H.S.
1986	Grady Hall	P	Northwestern University
1987	Jack McDowell	P	Stanford University
1988	Robin Ventura	3B	Oklahoma State University

Year	Player	Pos.	High School/College
1989	Frank Thomas	1B	Auburn University
1990	Alex Fernandez	P	Miami-Dade South J.C.
1991	Scott Ruffcorn	P	Baylor University
	Eddie Pearson	1B	Bishop State C.C.
1993	Scott Christman	P	Oregon State University
1994	Mark Johnson	C	Warner Robins (Ga.) H.S.
1995	Jeff Liefer	OF	Long Beach State Univ.
1996	Bobby Seay*	P	Sarasota (Fla.) H.S.
1997	Jason Dellaero	SS	University of South Florida
1998	Kip Wells	P	Baylor University
1999	Jason Stumm	P	Centralia (Wash.) H.S.
	Matt Ginter	P	Mississippi State University
2000	Joe Borchard	OF	Stanford University
2001	Kris Honel	P	Providence (Ill.) Catholic H.S.
2002	Royce Ring	P	San Diego State University
2003	Brian Anderson	OF	University of Arizona
2004	Josh Fields	3B	Oklahoma State University
2005	Lance Broadway	P	Texas Christian University
2006	Kyle McCulloch	P	University of Texas
2007	Aaron Poreda	P	University of San Francisco
2008	Gordon Beckham	INF	University of Georgia
2009	Jared Mitchell	OF	Louisiana State University
2010	Chris Sale	P	Florida Gulf Coast Univ.
2011	Keenyn Walker	OF	Central Arizona J.C.
2012	Courtney Hawkins	OF	Carroll (Texas) High School
2013	Tim Anderson	SS	East Central C.C.
2014	Carlos Rodon	LHP	North Carolina State Univ.
2015	Carson Fulmer	RHP	Vanderbilt University

**Bold** indicates player reached the majors. \*Did not sign

### 2015 Draft Recap

The White Sox selected right-handed pitcher Carson Fulmer from Vanderbilt University with the eighth overall pick in the 2015 First-Year Player Draft. The 6-foot-0, 195-pound Fulmer combined to go 0-0 with a 2.05 ERA (5 ER/23.0 IP) and 26 strikeouts in nine starts between the Arizona Rookie League White Sox (one appearance) and Class A Winston-Salem (eight appearances) in his professional debut. Fulmer was the second-consecutive top-eight selection for the White Sox, following LHP Carlos Rodon (No. 3) in 2014.

# MINOR LEAGUE AFFILIATES

## INSTRUCTORS

Director of Player Development.....Nick Capra  
 Assistant Director of Player Development.....Del Matthews  
 Field Coordinator.....Kirk Champion  
 Pitching Coordinator.....Curt Hasler  
 Hitting Coordinator.....Vance Law  
 Infield Coordinator.....Ever Magallanes  
 Catching Instructor.....John Orton  
 Outfield/Baserunning Coordinator.....Aaron Rowand  
 Base Stealing Instructor.....Vince Coleman  
 Conditioning Coordinator.....Dale Torborg  
 Minor League Training/Rehab Coordinator.....Scott Takao  
 Physical Therapist.....Sean Bardenett  
 Coaching Assistants.....Jerry Hairston and Anthony Santiago

## CLASS AAA CHARLOTTE KNIGHTS

324 S. Mint St., Charlotte, NC 28202

2015 Record.....74-70  
 Manager.....Julio Vinas  
 Pitching Coach.....Richard Dotson  
 Hitting Coach.....Andy Tomberlin  
 Coach.....Tim Esmay  
 Trainer.....Scott Johnson  
 Conditioning.....Shawn Powell  
 General Manager.....Scott Brown  
 Public Relations Director.....Tommy Viola  
 E-Mail Address.....tommyv@charlotteknights.com  
 Stadium, Capacity.....BB&T Ballpark (10,000)  
 Sox Affiliation.....since 1999  
 PR Telephone.....(704) 274-8203  
 Press Box.....(704) 274-8240  
 Website.....www.charlotteknights.com

## CLASS AA BIRMINGHAM BARONS

1401 1st Ave. South, Birmingham, AL 35233

2015 Record.....69-70  
 Manager.....Ryan Newman  
 Pitching Coach.....J.R. Perdue  
 Hitting Coach.....Jamie Dismuke  
 Trainer.....James Kruk  
 Conditioning.....Tim Rodmaker  
 General Manager.....Jonathan Nelson  
 Media Relations Director.....Michael Guzman  
 E-Mail Address.....media@barons.com  
 Stadium, Capacity.....Regions Field (8,500)  
 Sox Affiliation.....since 1986  
 PR Telephone.....(205) 988-3200, ext. 17  
 Press Box.....(205) 988-3200, ext. 28  
 Website.....www.barons.com

## CLASS A WINSTON-SALEM DASH

926 Brookstown Avenue, Winston-Salem, NC 27101

2015 Record.....75-63  
 Manager.....Joel Skinner  
 Pitching Coach.....Jose Bautista  
 Hitting Coach.....Charlie Poe  
 Trainer.....Josh Fallin  
 Conditioning.....George Timke  
 Vice President, Baseball Operations.....Ryan Manuel  
 Director of Media Relations.....Brian Boesch  
 E-Mail Address.....brian.boesch@wsdash.com  
 Stadium, Capacity.....BB&T Ballpark (5,500)  
 Sox Affiliation.....since 1997  
 PR Telephone.....(336) 714-6874  
 Press Box.....(336) 331-3816  
 Website.....www.wsdash.com

## CLASS A KANNAPOLIS INTIMIDATORS

P.O. Box 64, Kannapolis, NC 28082

2015 Record.....64-74  
 Manager.....Cole Armstrong  
 Pitching Coach.....Brian Drahman  
 Hitting Coach.....Justin Jirschele  
 Trainer.....Joe Geck  
 Conditioning.....Bret Kelly  
 General Manager.....Randy Long  
 Director of Media Relations.....Josh Feldman  
 E-Mail Address.....jfeldman@intimidatorsbaseball.com  
 Stadium, Capacity.....CMC-North East Stadium (4,700)  
 Sox Affiliation.....since 2001  
 PR Telephone.....(704) 932-3267  
 Press Box.....(704) 933-7800  
 Website.....www.intimidatorsbaseball.com

## ADVANCED ROOKIE GREAT FALLS VOYAGERS

1015 25th Street North, Great Falls, MT 59401

2015 Record.....35-39  
 Manager.....Tommy Thompson  
 Pitching Coach.....Matt Zaleski  
 Hitting Coach.....Willie Harris  
 Trainer.....Margaret Rall  
 Conditioning.....Goldy Simmons  
 General Manager.....Scott Reasoner  
 Public Relations Contact.....Scott Reasoner  
 E-Mail Address.....scott@gfvoyagers.com  
 Stadium, Capacity.....Centene Stadium (4,201)  
 Sox Affiliation.....since 2003  
 Telephone.....(406) 452-5311  
 Website.....www.gfvoyagers.com

## ARIZONA ROOKIE LEAGUE WHITE SOX

10710 West Camelback Road, Phoenix, AZ 85037

2015 Record.....30-25  
 Manager.....Mike Gellinger  
 Pitching Coach.....Felipe Lira  
 Hitting Coach.....Gary Ward  
 Trainer.....Cory Barton  
 Conditioning.....Ibrahim Rivera  
 Stadium, Capacity.....Camelback Ranch-Glendale (13,000)  
 Sox Affiliation.....since 2014  
 Telephone.....(623) 302-5200  
 Press Box.....(623) 302-5050

## DOMINICAN ACADEMY

Academy/Field Coordinator.....Rafael Santana

## DOMINICAN SUMMER LEAGUE

Manager.....Julio Valdez  
 Pitching Coach.....Leo Hernandez  
 Pitching Coach.....Jose Brito  
 Hitting Coach.....Angel Gonzalez  
 Infield Coach.....Guillermo Reyes  
 Outfield Coach.....Rafael Rijo  
 Trainer.....Jose Del Villar  
 Conditioning.....Pedro Gomez

# 2016 MINOR LEAGUE SCHEDULES

## CHARLOTTE

### APRIL

7-10 ..... at Durham  
11-13 ..... at Norfolk  
14-17 ..... Durham  
18-20 ..... Norfolk  
21-22 ..... Gwinnett  
23-25 ..... at Toledo  
26-28 ..... at Columbus  
29-30 ..... Toledo

### MAY

1 ..... Toledo  
2-4 ..... Columbus  
5 ..... Off Day  
6-8 ..... at Gwinnett  
9-12 ..... at Norfolk  
13-15 ..... Durham  
16-18 ..... Rochester  
19-20 ..... at Gwinnett  
21-22 ..... Gwinnett  
23 ..... Off Day  
24-26 ..... at Syracuse  
27-29 ..... at Rochester  
30-31 ..... Syracuse

### JUNE

1 ..... Syracuse  
2-5 ..... Lehigh Valley  
6-9 ..... at Scranton/WB  
10-12 ..... at Buffalo  
13-15 ..... Durham  
16 ..... Off Day  
17-19 ..... Indianapolis  
20-23 ..... at Durham  
24-26 ..... at Gwinnett  
27-29 ..... Durham  
30 ..... at Lehigh Valley

### JULY

1-3 ..... at Lehigh Valley  
4-6 ..... Pawtucket  
7-10 ..... Gwinnett  
11-13 ..... All-Star Break  
14-17 ..... at Pawtucket  
18-20 ..... Scranton/WB  
21-24 ..... at Indianapolis  
25-27 ..... at Louisville  
28 ..... Off Day  
29-31 ..... Columbus

### AUGUST

1-4 ..... at Gwinnett  
5-7 ..... Norfolk  
8 ..... Off Day  
9-11 ..... Louisville  
12-14 ..... at Durham  
15-17 ..... Gwinnett  
18-19 ..... at Gwinnett  
20-22 ..... Buffalo  
23-25 ..... Durham  
26-28 ..... at Norfolk  
29-31 ..... at Louisville

### SEPTEMBER

1-3 ..... Norfolk  
4-5 ..... Gwinnett

## BIRMINGHAM

### APRIL

7-11 ..... at Jacksonville  
12-16 ..... Tennessee  
17-21 ..... at Jackson  
22-26 ..... at Chattanooga  
27 ..... Off Day  
28-30 ..... Pensacola

### MAY

1-2 ..... Pensacola  
3 ..... Off Day  
4-8 ..... at Montgomery  
9-13 ..... Jackson  
14-18 ..... at Tennessee  
19-23 ..... Montgomery  
24 ..... Off Day  
25-29 ..... at Pensacola  
30 ..... Off Day  
31 ..... Chattanooga

### JUNE

1-4 ..... Chattanooga  
5-9 ..... Mobile  
10-14 ..... at Biloxi  
15-19 ..... Mississippi  
20-22 ..... All-Star Break  
23-27 ..... at Mobile  
28 ..... Off Day  
29-30 ..... Biloxi

### JULY

1-3 ..... Biloxi  
4-8 ..... at Chattanooga  
9-13 ..... Jacksonville  
14-18 ..... at Biloxi  
19 ..... Off Day  
20-24 ..... Montgomery  
25 ..... Off Day  
26-30 ..... at Mississippi  
31 ..... Tennessee

### AUGUST

1-4 ..... Tennessee  
5-9 ..... at Jackson  
10 ..... Off Day  
11-15 ..... Chattanooga  
16 ..... Off Day  
17-21 ..... Jackson  
22-26 ..... at Montgomery  
27-31 ..... at Tennessee

### SEPTEMBER

1-5 ..... Pensacola

## WINSTON-SALEM

### APRIL

7-10 ..... at Lynchburg  
11-13 ..... at Myrtle Beach  
14-17 ..... Salem  
18-20 ..... Myrtle Beach  
21-24 ..... at Salem  
25 ..... Off Day  
26-28 ..... Lynchburg  
29-30 ..... at Frederick

### MAY

1 ..... at Frederick  
2-4 ..... Myrtle Beach  
5-8 ..... Salem  
9 ..... Off Day  
10-12 ..... at Myrtle Beach  
13-16 ..... Potomac  
17-19 ..... at Myrtle Beach  
20-23 ..... at Salem  
24-26 ..... Frederick  
27-30 ..... at Potomac  
31 ..... Off Day

### JUNE

1-3 ..... Carolina  
4-7 ..... Wilmington  
8 ..... Off Day  
9-12 ..... at Carolina  
13-15 ..... at Wilmington  
16-19 ..... Salem  
20-22 ..... All-Star Break  
23-26 ..... Wilmington  
27-29 ..... at Potomac  
30 ..... at Wilmington

### JULY

1-3 ..... at Wilmington  
4-7 ..... Myrtle Beach  
8-11 ..... at Frederick  
12 ..... Off Day  
13-15 ..... Potomac  
16-19 ..... Myrtle Beach  
20 ..... Off Day  
21-24 ..... at Potomac  
25-27 ..... Frederick  
28-31 ..... Lynchburg

### AUGUST

1-3 ..... at Carolina  
4-7 ..... Frederick  
8 ..... Off Day  
9-11 ..... Carolina  
12-14 ..... at Lynchburg  
15-18 ..... at Myrtle Beach  
19-21 ..... Salem  
22 ..... Off Day  
23-25 ..... at Frederick  
26-28 ..... Carolina  
29 ..... Off Day  
30-31 ..... at Salem

### SEPTEMBER

1 ..... at Salem  
2-5 ..... at Carolina  
6 ..... Off Day

## KANNAPOLIS

### APRIL

7-10 ..... Hickory  
11-13 ..... Delmarva  
14-17 ..... at Hickory  
18-20 ..... at West Virginia  
21-24 ..... Delmarva  
25 ..... Off Day  
26-28 ..... at Augusta  
29-30 ..... at Columbia

### MAY

1-2 ..... at Columbia  
3 ..... Off Day  
4-6 ..... Hagerstown  
7-10 ..... Lakewood  
11 ..... Off Day  
12-15 ..... at Hagerstown  
16-18 ..... Greensboro  
19-22 ..... at Asheville  
23-25 ..... at Lexington  
26-29 ..... Asheville  
30-31 ..... Augusta

### JUNE

1 ..... Augusta  
2-4 ..... at Charleston  
5 ..... Off Day  
6-8 ..... Greenville  
9-12 ..... Hickory  
13-15 ..... at Delmarva  
16-19 ..... at Lakewood  
20-22 ..... All-Star Break  
23-26 ..... Delmarva  
27-29 ..... Rome  
30 ..... at Hickory

### JULY

1-3 ..... at Hickory  
4-6 ..... Hagerstown  
7-10 ..... at Greensboro  
11 ..... Off Day  
12-14 ..... Lexington  
15-18 ..... Greensboro  
19 ..... Off Day  
20-22 ..... at Lakewood  
23-26 ..... at Delmarva  
27 ..... Off Day  
28-31 ..... Greensboro

### AUGUST

1-3 ..... Charleston  
4-7 ..... at Greensboro  
8-10 ..... at Hagerstown  
11-14 ..... Lakewood  
15 ..... Off Day  
16-18 ..... at Greenville  
19-22 ..... West Virginia  
23-25 ..... at Rome  
26-28 ..... Columbia  
29 ..... Off Day  
30-31 ..... at Lakewood

### SEPTEMBER

1 ..... at Lakewood  
2-5 ..... at Delmarva

## GREAT FALLS

### JUNE

17-20 ..... at Helena  
21-22 ..... at Missoula  
23-26 ..... Helena  
27-29 ..... Billings  
30 ..... at Billings

### JULY

1-2 ..... at Billings  
3 ..... Off Day  
4-6 ..... Missoula  
7-8 ..... Billings  
9-11 ..... at Missoula  
12 ..... Off Day  
13-15 ..... Orem  
16-19 ..... Grand Junction  
20 ..... Off Day  
21-24 ..... at Orem  
25-27 ..... at Grand Junction  
28 ..... Off Day  
29-31 ..... at Billings

### AUGUST

1-3 ..... All-Star Break  
4-6 ..... Idaho Falls  
8-10 ..... Ogden  
11 ..... Off Day  
12-14 ..... at Idaho Falls  
15-18 ..... at Ogden  
19-20 ..... Helena  
21-22 ..... at Helena  
23-24 ..... Helena  
25-26 ..... at Helena  
27-28 ..... Missoula  
29-31 ..... Billings

### SEPTEMBER

1-2 ..... at Billings  
3-5 ..... Missoula  
6-8 ..... at Missoula

## AZL WHITE SOX

### JUNE

20 ..... at Dodgers  
21 ..... Dodgers  
22 ..... at Mariners  
23 ..... Mariners  
25 ..... at Diamondbacks  
26 ..... Diamondbacks  
27 ..... at Padres  
28 ..... Padres  
30 ..... Indians

### JULY

1 ..... at Indians  
2 ..... at Angels  
3 ..... Giants  
5 ..... at Dodgers  
6 ..... Brewers  
7 ..... at Brewers  
8 ..... Reds  
10 ..... Athletics  
11 ..... at Reds  
13 ..... Cubs  
14 ..... at Indians  
16 ..... at Brewers  
17 ..... Brewers  
18 ..... Angels  
19 ..... at Athletics  
21 ..... Reds  
22 ..... at Cubs  
23 ..... at Cubs  
24 ..... Rangers  
26 ..... at Dodgers  
27 ..... Dodgers  
28 ..... Angels  
29 ..... at Royals  
31 ..... Mariners

### AUGUST

1 ..... at Rangers  
2 ..... Royals  
3 ..... at Royals  
5 ..... Indians  
6 ..... at Indians  
7 ..... at Cubs  
8 ..... Diamondbacks  
10 ..... at Dodgers  
11 ..... Brewers  
12 ..... at Brewers  
13 ..... Reds  
15 ..... Athletics  
16 ..... at Reds  
17 ..... Cubs  
18 ..... at Giants  
20 ..... at Brewers  
21 ..... Brewers  
22 ..... at Mariners  
23 ..... Dodgers  
25 ..... Reds  
26 ..... Indians  
27 ..... at Angels  
28 ..... at Padres

FRONT OFFICE

FIELD STAFF

PLAYERS

OPPONENTS

2015 REVIEW

HISTORY

RECORDS

MINOR LEAGUES

MEDIA/MISC.

# PLAYER DEVELOPMENT STAFF



## KIRK CHAMPION — FIELD COORDINATOR

**Born:** September 4, 1957, Granite City, Ill.

**Resides:** Shiloh, Ill.

**Managerial/Coaching Highlights:** Begins his 28th full season in the White Sox organization and fifth as minor-league field coordinator ... served as the Sox minor-league pitching coordinator from 2003-11 and as a pitching coach in the system from 1989-2002 ... has been Team USA pitching coach six times: 2001 World Cup in Taiwan (Silver Medal), 2005 Olympic Qualifying Tournament in Havana, Cuba, 2009 World Cup in Italy (Gold), 2010 Pan American Qualifying Tournament in Puerto Rico, 2011 Baseball World Cup in Panama and 2011 Pan American Games in Mexico (Silver) ... worked as a pitching coach in the Arizona Fall League in 1998 and 2008 ... also served on the 2001 International League All-Star Team coaching staff ... was a coach for the World Team at the 2000 All-Star Futures Game in Atlanta ... was a pitching coach in the Venezuelan Winter League in 1990, 1992-93 ... served as an assistant coach at Southern Illinois University at Carbondale (1986-88) and Southwest Missouri State University (1979-81) ... was head coach at Rend Lake (Ill.) Junior College (1982-85).

**Managerial/Coaching Career: 1989-91:** Pitching Coach, South Bend (White Sox); **1992** – Pitching Coach, Sarasota (White Sox); **1993-96** – Pitching Coach, Birmingham (White Sox); **1997** – Pitching Coach, Nashville (White Sox); **1998** – Pitching Coach, Calgary (White Sox); **1999-2002** – Pitching Coach, Charlotte (White Sox); **2003-2011** – Pitching Coordinator, Minor Leagues (White Sox); **2012-current** – Field Coordinator, Minor Leagues (White Sox).

**Miscellaneous/Personal:** Married Jodi ... has two children: Atlee and Mabree ... graduated from Southwest Missouri State University (bachelor's in elementary education) ... spoke at a pitching clinic prior to the 2009 season in Germany and 2010 in Holland.



## CURT HASLER — PITCHING COORDINATOR

**Born:** December 29, 1964, Honolulu, Hawaii

**Resides:** South Bend, Ind.

**Managerial/Coaching Highlights:** Begins his 25th season as a pitching coach in the White Sox system and sixth as minor-league pitching coordinator ... spent the 2009-10 seasons at Advanced Rookie Bristol and the previous three at Advanced Rookie Great Falls as the pitching coach ... served as pitching coach with Class AA Birmingham in 2001 and oversaw the first Opening Night no-hitter in Southern League history on 4/5/01 vs. Tennessee.

**Managerial/Coaching Career: 1991-92** – Pitching Coach, Sarasota (White Sox); **1993-94** – Pitching Coach, Hickory (White Sox); **1995-96** – Pitching Coach, South Bend (White Sox); **1997-98** – Pitching Coach, Winston-Salem (White Sox); **1999-2001** – Pitching Coach, Birmingham (White Sox); **2002-04** – Pitching Coach, Charlotte (White Sox); **2005** – Pitching Coach/Rover, Great Falls (White Sox); **2006-08** – Pitching Coach, Great Falls (White Sox); **2009-10** – Pitching Coach, Bristol (White Sox); **2011-current** – Pitching Coordinator, Minor Leagues (White Sox).

**Playing Career:** Pitched in the White Sox organization from 1987-91, posting a 34-30 record ... was selected by the Sox in the 21st round of the June 1987 draft.

**Miscellaneous/Personal:** Married Mary ... has two children: Andrew and Alyssa ... was an All-State selection in basketball and baseball at Roanoke-Benson (Ill.) High School ... played baseball at Bradley University.



## VANCE LAW — HITTING COORDINATOR

**Born:** October 1, 1956, Boise, Idaho

**Resides:** Provo, Utah

**Managerial/Coaching Highlights:** Enters his fourth season in the White Sox organization and second as the minor-league hitting coordinator ... assisted former hitting coordinator Tim Laker in 2014 ... served as a special assistant to player development in 2013 ... was the head coach at Brigham Young University, his alma mater, from 2000-12 ... went 397-348-2 (.533) and guided the Cougars to two NCAA Tournament appearances (2001-02) ... was named MWC Coach of the Year in 2001 ... served as head coach at Provo High School from 1995-99.

**Playing Career:** Played 11 seasons with Pittsburgh (1980-81), the White Sox (1982-84), Montreal (1985-87), the Cubs (1988-89) and Oakland (1991) ... batted .256 (972-3,802) with 71 home runs and 442 RBI in 1,212 games ... was a member of the White Sox 1983 American League Western Division championship team ... was a 1988 National League All-Star ... was selected by Pittsburgh in the 39th round of the 1978 draft.

**Miscellaneous/Personal:** Married Sharon ... has five children ... was an all-conference shortstop at BYU and a starting guard for the Cougars' basketball team ... was ranked 19th by *Sports Illustrated* on its list of Utah's 50 greatest athletes of the century ... graduated from Provo High School ... father, Vernon, won the Cy Young Award in 1960 with the Pittsburgh Pirates.

## White Sox Minor-League Championships Since 1990

Year	Club	League	Year	Club	League
1993	Class AA Birmingham	Southern	2003	Class A Winston-Salem	Carolina
1998	Advanced Rookie Bristol	Appalachian	2005	Class A Kannapolis	South Atlantic
1999	Class AAA Charlotte	International	2008	Advanced Rookie Great Falls	Pioneer
	Class A Burlington	Midwest	2011	Advanced Rookie Great Falls	Pioneer
2002	Class AA Birmingham	Southern	2013	Class AA Birmingham	Southern
	Advanced Rookie Bristol	Appalachian	2015	Arizona Rookie League White Sox	Arizona

# PLAYER DEVELOPMENT STAFF

## EVER MAGALLANES — INFIELD INSTRUCTOR



**Born:** November 6, 1965, Chihuahua, Mexico

**Resides:** Surprise, Ariz.

**Managerial/Coaching Highlights:** Enters his eighth season in the White Sox organization and sixth as the minor-league infield instructor ... managed the Mexican National Team in an international tournament in November 2014 ... served as a coach for Mexico in the 2013 World Baseball Classic ... was inducted into the Caribbean Series Hall of Fame in January 2013 ... managed Hermosillo in the 2011-12 Mexican Winter League ... spent the 2009-10 seasons as manager of Class AA Birmingham ... the Barons recorded the third-best record in the minor leagues in 2009, going 92-47 to establish franchise records in wins and winning percentage (.662) ... spent 2006-08 as a manager in the Angels organization ... guided his teams to three playoff appearances: Arizona League (2006), Midwest League (2007) and SL (2009).

**Managerial/Coaching Career:** 2006 – Manager, Tempe (Angels); 2007 – Manager, Cedar Rapids (Angels); 2008 – Manager, Rancho Cucamonga (Angels); 2009-2010 – Manager, Birmingham (White Sox); 2011-current – Infield Instructor (White Sox).

**Playing Career:** Hit .298 in 1,543 minor-league games in the Cleveland (1987-92), White Sox (1992), Texas (1993-94) and Arizona (2004) systems ... appeared in three games with Cleveland in 1991 ... played in the Mexican League from 1995-2005.

**Miscellaneous/Personal:** Married Maria ... has seven children: Diego, Jacob, Maria, Pedro, Abdul, Antonella and Ever Jr. ... attended Cerritos (Calif.) Community College and Texas A&M University ... helped team to 1986 California State JC Championship ... graduated in 1984 from Bell (Calif.) High School.

### CAREER MANAGERIAL RECORD

YEAR	CLUB	LEAGUE	CLASS	W-L	PCT	POS.	NOTES
2006	Tempe	Arizona	Rookie	34-21	.618	4th/1st	AZL Manager of the Year
2007	Cedar Rapids	Midwest	A	78-61	.561	T3rd/T1st	Midwest League playoffs
2008	Rancho Cuca.	California	A	67-74	.475	5th/T3rd	California League playoffs
2009	Birmingham	Southern	AA	92-47	.662	1st/2nd	Southern League Manager of the Year
2010	Birmingham	Southern	AA	53-87	.373	5th/5th	
<b>MINOR TOTALS</b>				<b>324-290</b>	<b>.528</b>		

## JOHN ORTON — CATCHING INSTRUCTOR



**Born:** December 8, 1965, Santa Cruz, Calif.

**Resides:** Mesa, Ariz.

**Managerial/Coaching Highlights:** Returns for his 16th season in the White Sox organization and 11th as the minor-league catching instructor ... spent five seasons (2001-05) as a manager in the Sox system, reaching the Pioneer League playoffs in 2004 with Advanced Rookie Great Falls ... worked in private business from 1996-99.

**Managerial/Coaching Career:** 1999-2000 – Hitting Coach, Lake Elsinore (Angels); 2001 – Manager, Bristol (White Sox); 2002-03 – Manager, Kannapolis (White Sox); 2004-05 – Manager, Great Falls (White Sox); 2006-current – Catching Instructor, Minor Leagues (White Sox).


**Playing Career:** Played five seasons in the major leagues with California from 1989-93, hitting .200 (80-401) with four home runs and 29 RBI in 156 games ... caught shutouts in his major-league debut on 8/20/89 vs. Cleveland (1-0) and his next start on 8/24/89 at Kansas City (5-0) ... threw out 34.7 (41-118) percent of attempted basestealers ... was selected by California in the first round of the 1987 draft.

**Miscellaneous/Personal:** Married Patrice ... has three children: Kale, Korin and Carly Jean ... was inducted into the Cal Poly San Luis Obispo Hall of Fame in 1999 ... attended Cal Poly ... is a 1984 graduate of Soquel (Calif.) High School.

### CAREER MANAGERIAL RECORD

YEAR	CLUB	LEAGUE	CLASS	W-L	PCT	POS.	NOTES
2001	Bristol	Appalachian	Advanced Rookie	38-26	.594	2nd	
2002	Kannapolis	South Atlantic	A	66-74	.471	4th/7th	
2003	Kannapolis	South Atlantic	A	55-82	.401	6th/8th	
2004	Great Falls	Pioneer	Advanced Rookie	38-38	.500	3rd/1st	Pioneer League playoffs
2005	Great Falls	Pioneer	Advanced Rookie	32-44	.421	3rd/4th	
<b>MINOR TOTALS</b>				<b>229-264</b>	<b>.465</b>		

## AARON ROWAND — OUTFIELD/BASERUNNING COORDINATOR



**Born:** August 29, 1977, Portland, Ore.

**Resides:** Las Vegas, Nev.

**Managerial/Coaching Highlights:** Enters his first season in the White Sox organization as the outfield/baserunning coordinator ... served as a special instructor in player development during spring training in 2015.

**Playing Career:** Played 11 seasons with the White Sox (2001-05), Philadelphia (2006-07) and San Francisco (2008-11) ... batted .273 (1,193-4,374) with 267 doubles, 136 home runs, 536 RBI and 67 stolen bases in 1,358 games ... was the starting centerfielder for the White Sox 2005 World Series championship team ... hit .283 (466-1,647) with 54 home runs, 211 RBI and 255 runs scored over 579 games with the Sox ... his best season came with the Phillies in 2007 when he was named to the National League All-Star Team and

won a Rawlings Gold Glove Award after hitting .309 (189-612) with a career-high 45 doubles, 27 home runs, 89 RBI and 105 runs scored ... helped the Giants win a World Series in 2010 ... was selected by the White Sox with a sandwich pick between the first and second rounds in the 1998 draft.

**Miscellaneous/Personal:** Married Marianne ... has two children: Tatum and McKay ... attended Cal-State Fullerton, where he was an All-Big West Conference selection as a junior in 1998 ... was a Third-Team All-America selection by NCBWA.



# PLAYER DEVELOPMENT STAFF

## VINCE COLEMAN — BASESTEALING INSTRUCTOR



**Born:** September 22, 1961, Jacksonville, Fla.

**Resides:** San Diego, Calif.

**Managerial/Coaching Highlights:** Enters his first season as the White Sox minor-league basestealing instructor after serving as the major and minor-league baserunning instructor in 2015 ... spent the 2013-14 seasons as the outfield and baserunning coach at Class A Quad Cities in the Houston organization ... worked as the minor league baserunning and outfield instructor with the Chicago Cubs in 2003-04 ... also served as an advisor for the Cubs major-league roster.


**Coaching Career:** 2003-04 – Baserunning and Outfield instructor, Minor Leagues (Cubs); 2013-14 – Outfield and Baserunning coach, Class A Quad Cities (Houston); 2015 – Baserunning Instructor, Major and Minor

Leagues (White Sox).

**Playing Career:** Batted .267 (1,425-5,406) with 752 stolen bases in 1,371 games over 13 major-league seasons with St. Louis (1985-90), the New York Mets (1991-93), Kansas City (1994-95), Seattle (1995), Cincinnati (1996) and Detroit (1997) ... ranks sixth all-time in stolen bases ... led the National League in each of his first six seasons, including 110 as a rookie with the Cardinals in 1985, 107 in 1986 and 109 in 1987 ... was a unanimous choice as 1985 NL Rookie of the Year and was an All-Star in 1988 and 1989 ... His best season came in 1987 when he batted .289 (180-623) with 121 runs scored and a .363 on-base percentage ... stole second and third base in the same inning 13 times that season and helped the Cardinals reach the World Series.

**Miscellaneous/Personal:** Married Denise ... has two children: Kapiolani and Koa ... was selected by St. Louis in the 10th round of the 1992 draft out of Florida Agricultural and Mechanical University (FAMU) ... was an All-America punter on the football team ... cousin, Greg, punted for 12 seasons in the NFL for the Cleveland Browns (1977), Minnesota Vikings (1978-87) and Washington Redskins (1988).

## SCOTT TAKAO — MINOR LEAGUE MEDICAL/REHAB COORDINATOR



**Born:** November 30, 1963, Selma, Calif.

**Resides:** Litchfield Park, Ariz.

**Professional Career:** Enters his 28th year with the White Sox minor-league training staff ... was appointed Minor League Medical/Rehabilitation Coordinator in 2000 ... is a certified member of the National Athletic Trainers' Association and the National Strength and Conditioning Association ... was named the Top Minor League Athletic Trainer by the Professional Baseball Athletic Trainers Society (PBATS) in 2009 ... served as trainer for Class AA Birmingham from 1998-2000 ... was named the West Division Athletic Trainer for the 2000 Southern League All-Star Game ... was honored as the SL Athletic Trainer of the Year in 1999 ... spent three seasons in the Carolina League with Class A Prince William (1995-96) and Winston-Salem (1997) ... began his career with the Sox in 1989 as the rookie ball/rehab trainer at Sarasota of the Florida GCL ... served as the assistant athletic trainer for Phoenix of the Arizona Fall League in 2000, and head trainer for Mesa in 2001 and Scottsdale in 2006.

**Miscellaneous/Personal:** Married Tamara ... graduated from California State-Hayward with a bachelor's degree in physical education/athletic training in 1988 ... obtained his master's degree from Temple University in 1991.

## DALE TORBORG — MINOR LEAGUE CONDITIONING COORDINATOR



**Born:** October 24, 1971, Mountainside, N.J.

**Resides:** Daytona Beach, Fla.

**Professional Career:** Enters his 13th season as the White Sox minor-league conditioning coordinator ... is a Certified Strength and Conditioning Specialist (CSCS®) and a member of the National Strength and Conditioning Association (NSCA) ... served as the White Sox interim director of conditioning in 2005 in Allen Thomas' absence and spent most of the 2007 season with the Sox ... spent two seasons (2002-03) as strength and conditioning director for the Florida Marlins prior to joining the Sox in 2004 ... assisted with infield duties and managed strength and conditioning programs in Montreal in 2001 ... prior to returning to baseball, spent five years as a wrestler named "The Demon" with World Championship Wrestling and Hulk Hogan's Xtreme

Wrestling Federation ... was joined by former White Sox catcher A.J. Pierzynski in the ring as part of TNA Wrestling pay-per-view events in 2005, 2006, 2007 ... originally was signed by the New York Mets on 6/22/94.

**Miscellaneous/Personal:** Married Christi (former Professional Wrestler, Professional Bodybuilder, and currently a Professional Barrel Racer) ... has one child: Sierra ... played collegiate baseball at Northwestern University ... has appeared in Twentieth Century Fox's "Transporter 2" and various commercials ... father, Jeff, managed the White Sox from 1989-91.

## SEAN BARDENETT — MINOR LEAGUE PHYSICAL THERAPIST



**Born:** June 23, 1988, Syracuse, N.Y.

**Resides:** Phoenix, Ariz.

**Professional Career:** Enters his first season as the White Sox minor-league physical therapist ... completed an upper extremity baseball fellowship with Proaxis Therapy and the Kansas City Royals in 2015 ... completed his residency at Texas Christian University.

**Miscellaneous/Personal:** Single ... received his Doctor of Physical Therapy from SUNY Upstate Medical University ... earned his bachelor's degree in biology from Geneseo State in Rochester, NY.

## White Sox Dominican Academy

The Chicago White Sox Dominican Academy is located in Boca Chica, in a complex referred to as Baseball City with the Cubs, Minnesota, Baltimore, Cincinnati and Arizona teams in the same vicinity. The Academy opened in 2008 with Rafael Santana, a former major-league infielder and coach, serving as supervisor. In addition, Santana and his baseball and training staff oversee various tryouts at the complex.

# MINOR LEAGUE TRAINING STAFF

FRONT OFFICE

FIELD STAFF

PLAYERS

OPPONENTS

2015 REVIEW

HISTORY

RECORDS

MINOR LEAGUES

MEDIAMISC.



## CORY BARTON — ARIZONA ROOKIE LEAGUE HEAD TRAINER

**Born:** August 23, 1976, McConnellsburg, Pa.

**Resides:** Tucson, Ariz.

**Sox Acquisition:** Hired as an Athletic Trainer at Advanced Rookie Bristol in 2005.

**College:** Indiana University of Pennsylvania (B.S. in Physical Education and Sport).

**Professional Career:** Enters his 12th season as a trainer in the White Sox organization and third with the Arizona Rookie League Sox ... served one year as head trainer at Class A Kannapolis (2013), two at Class A Winston-Salem (2011-12) and six at Advanced Rookie Bristol (2005-10) ... was named the Appalachian League Athletic Trainer of the Year in 2007 and 2009 ... served as the Carolina League trainer at the 2012 All-Star Game and worked in the Arizona Fall League in 2012 ... spent six years (1998-2004) as a trainer for

Blairsville, Central and Northern Bedford High Schools in Pennsylvania ... is a certified member of the National Athletic Trainers Association ... is also a certified instructor for the American Red Cross CPR/First Aid/AED.

**Miscellaneous/Personal:** Married Michele ... has two children: Connor and Laurel.



## JOSH FALLIN — WINSTON-SALEM HEAD TRAINER

**Born:** April 22, 1975, Abilene, Texas

**Resides:** Lewisville, N.C.

**Sox Acquisition:** Hired as an Athletic Trainer prior to the 1999 season.

**College:** New Mexico State University (B.S. in Athletic Training Education).

**Professional Career:** Begins his 18th season as a trainer in the White Sox organization and 14th with Class A Winston-Salem ... was named Carolina League Athletic Trainer of the Year in 2014 ... worked at Class AA Birmingham from 2011-12 ... was named Southern League Athletic Trainer of the Year in 2012 ... also spent the 2001-10 seasons as head trainer at Winston-Salem ... also was named CL Trainer of the Year in 2005 and 2007 ... served as a CL trainer at the 2004 All-Star Game and as an athletic trainer for the Arizona Fall League

in 2003 ... served as trainer for the 2007 NCAA Division I National Champion Wake Forest men's soccer team ... is a certified member of the National Athletic Trainers Association and North Carolina Athletic Trainers Association.

**Miscellaneous/Personal:** Married Brenna ... has two children: Kaylee and Anna ... participated in track at New Mexico State and served as a student trainer for football and baseball.



## JOE GECK — KANNAPOLIS HEAD TRAINER

**Born:** April 12, 1968, Ann Arbor, Mich.

**Resides:** Hickory, N.C.

**Sox Acquisition:** Hired as an intern with the Sarasota White Sox of the Gulf Coast League in 1992.

**College:** University of South Florida (B.S. in Wellness Leadership).

**Professional Career:** Enters his 24th season as a trainer in the White Sox minor-league system and first with Class A Kannapolis ... was on the Class AA Birmingham staff in 2015 and from 2001-10 ... worked at Class AAA Charlotte from 2011-14 ... was named Southern League Athletic Trainer of the Year in 2002 ... served as trainer for the 2002 SL All-Star Game ... worked in the same capacity at Class A Winston-Salem from 1999-2000 and at Class A Hickory from 1993-98, where he was the South Atlantic League All-Star Athletic Trainer

in 1994 ... interned with the White Sox Gulf Coast League affiliate in Sarasota, Fla. in 1992 ... is a certified and licensed Athletic Trainer and member of the National Athletic Trainers' Association ... began career with the Kansas City Royals in 1990 as the GCL Athletic Trainer ... has worked several Instructional Leagues with the White Sox.

**Miscellaneous/Personal:** Married Susan.



## SCOTT JOHNSON — CHARLOTTE HEAD TRAINER

**Born:** August 7, 1960, Bismarck, N.D.

**Resides:** Charlotte, N.C.

**Sox Acquisition:** Hired as an Athletic Trainer with Class A South Bend prior to the 1989 season.

**College:** North Dakota State University (B.S. in Athletic Training).

**Professional Career:** Begins his 28th season as a trainer in the White Sox organization and his 14th at Class AAA Charlotte (also 1999-2010) ... served at Class AA Birmingham from 2013-14 and 1995-97 ... worked at Class A Kannapolis in 2011-12 ... named the 2015 International League Trainer of the Year by PBATS ... was the Head Trainer for the 2006 and 2009 WBC Taiwanese National Team ... was selected as a trainer for the 2003 Triple-A All-Star Game ... was named International League Athletic Trainer of the Year in 2001-02 ...

served as trainer for Class A Sarasota in 1992-93 ... was selected as the All-Star Trainer for the Florida State League in 1992 and the Midwest League in 1989 ... spent his first three seasons with Class A South Bend of the Midwest League ... served as a trainer for the Venezuelan team in the 2000 Caribbean World Series ... is a certified member of the National Athletic Trainers' Association.

**Miscellaneous/Personal:** Married Susan.



## BRET KELLY — KANNAPOLIS CONDITIONING COACH

**Born:** April 1, 1988, St. Louis, Mo.

**Resides:** St. Louis, Mo.

**Sox Acquisition:** Hired as a Conditioning Coach at Advanced Rookie Great Falls in 2015.

**College:** University of Missouri (B.S. in Exercise Physiology); Logan University (M.S. in Sports Science).

**Professional Career:** Enters his second season in the White Sox system and first as conditioning coach at Class A Kannapolis ... oversaw conditioning with Advanced Rookie Great Falls in 2015 ... spent parts of 2014-15 as an assistant strength and conditioning coach in the athletic department of St. Louis University ... was a strength coach for Advanced Rookie Johnson City (St. Louis) ... worked as a strength intern/coach with the United States Ski and Snowboarding Association in 2013 ... is a member of the Collegiate Strength and Conditioning Coaches Association (CSCCA) and National Strength and Conditioning Association (NSCA).

**Miscellaneous/Personal:** Single ... holds current certifications with both the NSCA (CSCS) and as a Level 1 Sports Performance Coach through USA Weightlifting.

# MINOR LEAGUE TRAINING STAFF

FRONT OFFICE

FIELD STAFF

PLAYERS

OPPONENTS

2015 REVIEW

HISTORY

RECORDS

MINOR LEAGUES

MEDIA/MISC.



## JAMES KRUK — BIRMINGHAM HEAD TRAINER

**Born:** August 26, 1983, Cutchogue, N.Y.

**Resides:** Myrtle Beach, S.C.

**Sox Acquisition:** Hired as an Athletic Trainer at Advanced Rookie Great Falls in 2008.

**College:** Coastal Carolina Univ. (B.S. in Physical Education); Texas Tech Univ. (M.S. in Athletic Training).

**Professional Career:** Enters his eighth season in the White Sox organization and first with Class AA Birmingham ... spent 2014-15 with Class A Kannapolis and 2013 with Advanced Rookie Bristol ... served as athletic trainer at Advanced Rookie Great Falls from 2009-12 ... spent the previous two seasons as an athletic training intern with the Philadelphia Phillies ... is a certified athletic trainer by the National Athletic Trainers Association ... is a certified Strength and Conditioning Specialist (CSCS).

**Miscellaneous/Personal:** Married Lauren ... has three children: Quinn, Landon and Owen.



## SHAWN POWELL — CHARLOTTE CONDITIONING COACH

**Born:** May 29, 1964, Brighton, Ill.

**Resides:** Tampa, Fla.

**Sox Acquisition:** Hired as a Conditioning Coach at Class A Winston-Salem in 2011.

**College:** Western Illinois University (B.S. in Exercise Science).

**Professional Career:** Enters his fifth season in the White Sox organization and first with Class AAA Charlotte ... worked at Class A Winston-Salem in 2015 and 2012 ... worked at Class AA Birmingham from 2013-14 ... served as a strength and conditioning consultant for the Toronto Raptors from 2005-06 ... spent 13 years working in the New York Yankees organization as a strength and conditioning coach (1989-99) and assistant to the front office (2004-05) ... worked in the New Jersey Nets front office from 1999-2003.

**Miscellaneous/Personal:** Single ... has three children: Alayna, Derek and Autumn.



## MARGARET RALL — GREAT FALLS HEAD TRAINER

**Born:** August 13, 1980, Wapenamanda, Papua New Guinea

**Resides:** St. Louis, Mo.

**Sox Acquisition:** Hired as a Head Athletic Trainer at Advanced Rookie Great Falls in 2014.

**College:** Truman St. University (B.S., Exercise Science); Wichita State University (M.S., Exercise Science).

**Professional Career:** Begins her third season in the White Sox organization at Advanced Rookie Great Falls ... is the first female, on-field staff member in Sox history ... was the head athletic trainer for the Gulf Coast League Red Sox in 2012 and Advanced Rookie Kingsport Mets in 2011 ... served as an assistant athletic trainer at Concordia University in Chicago from 2007-11 ... previously worked with the River City Rascals and Windy City Thunderbolts in the independent Frontier League.

**Miscellaneous/Personal:** Single ... is a member of the National Athletic Trainers Association, Professional Baseball Athletic Trainers Association and the Association of Professional Ball Players of America.



## IBRAHIM RIVERA — ARIZONA LEAGUE CONDITIONING COACH

**Born:** March 5, 1966, Manati, Puerto Rico

**Resides:** Barceloneta, Puerto Rico

**Sox Acquisition:** Hired as a Conditioning Coach at Rookie Bristol in 2007.

**College:** Sacred Heart University (B.S. in Exercise and Sports Sciences).

**Professional Career:** Enters his ninth season in the White Sox organization and third as conditioning coach with the Arizona Rookie League White Sox ... worked with Advanced Rookie Bristol from 2008-13 ... served as a conditioning coach in the Puerto Rican Winter League from 2002-09 ... is a member of the National Strength and Conditioning Association and the National Association of Sport Medicine.

**Miscellaneous/Personal:** Married Liz ... has two children: Kevin and Paola.



## TIM RODMAKER — BIRMINGHAM CONDITIONING COACH

**Born:** April 14, 1982, Milan, Ind.

**Resides:** Georgetown, Ind.

**Sox Acquisition:** Hired as a Conditioning Coach at Rookie Bristol in 2006.

**College:** Indiana University (B.S. in Exercise Science).

**Professional Career:** Begins his 11th season in the White Sox organization and second at Class AA Birmingham after working with Advanced Rookie Great Falls in 2014 ... worked with Class A Winston-Salem in 2013 and Class A Kannapolis from 2011-12 and 2007-09 ... spent 2010 at Great Falls ... interned at DePaul University as their strength and conditioning room assistant ... is certified by the American Heart Association, National Strength and Conditioning Association as a specialist and USA Weightlifting as a Sports Performance Coach.

**Miscellaneous/Personal:** Married Alexis ... has one daughter: Eloise.



## GOLDY SIMMONS — GREAT FALLS CONDITIONING COACH

**Born:** October 29, 1988, San Diego, Calif.

**Resides:** San Diego, Calif.

**Sox Acquisition:** Hired as a Conditioning Coach at Advanced Rookie Great Falls in 2016.

**College:** University of Florida (B.S. in Telecommunications).

**Professional Career:** Enters his first season with the White Sox as Advanced Rookie Great Falls conditioning coach ... served as the strength/conditioning coach for the Arizona Rookie League Royals in 2015 and at the University of California - San Diego in 2014 ... worked as an assistant volunteer strength coach at San Diego State University in 2012.

**Playing Career:** Went 3-3 with a 4.97 ERA (28 ER/50.2 IP) in 28 career games with Advanced Rookie Bristol and Great Falls in the Sox system from 2009-10 ... was selected by the Sox in the 23rd round of the 2009 draft.

**Miscellaneous/Personal:** Single ... following his professional career, returned to San Diego State University to complete his bachelor's degree in 2012 ... received his master's degree in Exercise Science with an emphasis in physical education, teaching, and coaching from Azusa Pacific University ... played for head coach Tony Gwynn at San Diego State.

# MINOR LEAGUE TRAINING STAFF



## GEORGE TIMKE — WINSTON-SALEM CONDITIONING COACH

**Born:** September 16, 1981, Suffern, N.Y.

**Resides:** Queens, N.Y.

**Sox Acquisition:** Hired as a conditioning coach at Advanced Rookie Great Falls in 2013.

**College:** California University of Pennsylvania (B.S. in Sport Management: Wellness and Fitness).

**Professional Career:** Begins his fourth season in the White Sox organization and first with Class A Winston-Salem after working at Class A Kannapolis from 2014-15 ... worked with Advanced Rookie Great Falls in 2013 ... served as a strength and conditioning coach in the Kansas City organization from 2009-12 ... is a certified strength and conditioning specialist and registered strength and conditioning coach through the NSCA.

**Miscellaneous/Personal:** Single ... played baseball at Dominican (N.Y.) College and SUNY Orange.

# CLASS AAA CHARLOTTE



## JULIO VINAS — MANAGER

**Born:** February 14, 1973, Miami, Fla.

**Resides:** Hialeah, Fla.

**Years with White Sox organization:** 6

**Years with Charlotte:** 1st

**Managerial/Coaching Highlights:** Returns for his sixth season in the White Sox organization and first at Class AAA Charlotte after managing Class AA Birmingham from 2013-15 ... Birmingham went 36-34 in the second half in 2015 (33-36 in the first half) ... guided the Barons to the Southern League Championship in 2013, the club's first title since 2002 ... was rated by *Baseball America* as the Best Manager Prospect in the SL following the season ... made his managerial debut at Class A Winston-Salem in 2011 ... spent 10 seasons (2001-10) in the Baltimore Orioles system, including the last six as the minor-league hitting coordinator.

**Managerial/Coaching Career:** 2001 – Field Coach, Gulf Coast Orioles (Baltimore); 2002-04 – Roving Hitting Instructor (Baltimore); 2005-2010 – Hitting Coordinator, Minor Leagues (Baltimore); 2011 – Manager, Winston-Salem (White Sox); 2012 – Manager, Kannapolis (White Sox); 2013-15 – Manager, Birmingham (White Sox).

**Playing Career:** Played 11 minor-league seasons with the White Sox, Baltimore, Boston and Cleveland organizations, hitting .264 (837-3,170) with 84 home runs and 504 RBI in 896 games ... homered and drove in two runs for the White Sox during the 1994 Windy City Classic at Wrigley Field ... was selected by the White Sox in the 33rd round of the 1991 free-agent draft.

**Miscellaneous/Personal:** Married Rosalba ... has one child: Julio Jr. ... graduated from American (Fla.) High School, where he earned All-America baseball honors.

## CAREER MANAGERIAL RECORD

YEAR	CLUB	LEAGUE	CLASS	W-L	PCT	POS.	NOTES
2011	Winston-Salem	Carolina	A	69-71	.493	3rd/2nd	
2012	Kannapolis	South Atlantic	A	61-78	.439	4th/6th	
2013	Birmingham	Southern	AA	77-63	.550	1st/3rd	Won SL Championship
2014	Birmingham	Southern	AA	60-80	.429	4th/4th	
2015	Birmingham	Southern	AA	69-70	.496	4th/3rd	

**MINOR TOTALS** **276-282** **.495**



## RICHARD DOTSON — PITCHING COACH

**Born:** January 10, 1959, Cincinnati, Ohio

**Resides:** New Richmond, Ohio

**Years with White Sox organization:** 15

**Years with Charlotte:** 9

**Managerial/Coaching Highlights:** Begins his 15th season in the White Sox organization and ninth at Class AAA Charlotte ... Knights pitchers finished second in the International League with 1,079 strikeouts ... his 2012 Charlotte staff tied for the International League lead with a 3.15 ERA, and his 2011 staff ranked fifth in the IL in strikeouts (1,121) ... served as pitching coach with Peoria in the Arizona Fall League in 2010 ... Knights ranked third in the IL with 13 shutouts in 2009 and led the league with eight complete games in 2008.

**Managerial/Coaching Career:** 2002 – Coach, Bristol (White Sox); 2003-04 – Pitching Coach, Great Falls (White Sox); 2005-07 – Pitching Coach, Birmingham (White Sox); 2008-current – Pitching Coach, Charlotte (White Sox).

**Playing Career:** Played 12 major-league seasons with the White Sox (1979-87, 89), Yankees (1988-89) and Kansas City (1990) ... was 111-113 with a 4.23 ERA in 305 games (295 starts) ... finished fourth in the Cy Young voting in 1983 after going 22-7 with a 3.23 ERA ... was named to the AL All-Star Team in 1984 ... was selected by California in the first round (seventh overall) in the June 1977 draft and later traded to the Sox on 12/5/77 as part of a six-player deal.

**Misc/Personal:** Married Sally ... has six children: Nicki, Rachel, Rachelle, Claire, Wade and Cody.

## Queen City Gem

BB&T Ballpark, the home of the Charlotte Knights, led Minor League Baseball in attendance for the second consecutive season. Charlotte welcomed 669,398 fans over 71 games (9,428 fans per game) in 2015. The two-year-old park was named Best Ballpark in MiLB by *Baseball America* in 2015. The Knights and BB&T Ballpark will host the 2016 Triple-A/All-Star Game on Wednesday, July 13. The game will be nationally televised on MLB Network. Additional events include a home run derby, luncheon and fan fest.

# CLASS AAA CHARLOTTE



## ANDY TOMBERLIN — HITTING COACH

**Born:** November 7, 1966, Monroe, N.C.

**Resides:** Monroe, N.C.

**Years with White Sox organization:** 14

**Years with Charlotte:** 4

**Managerial/Coaching Highlights:** Begins his 14th season with the White Sox and his fourth at Class AAA Charlotte ... the 2015 Knights led the International League in home runs (134), total bases (1,919) and slugging percentage (.399) ... spent 2013 at Class A Kannapolis after working at Charlotte in 2012, Class AA Birmingham in 2006 and 2009-11 and Class A Kannapolis in 2007-08 ... under his direction, Class A Winston-Salem led the Carolina League in hits (1,354), runs scored (809) and home runs (178) in 2005 ... worked as an area scout for Milwaukee in 2001-02, covering North and South Carolina.

**Managerial/Coaching Career:** **2003** – Hitting Coach, High Desert (Brewers); **2004-05** – Hitting Coach, Winston-Salem (White Sox); **2006** – Hitting Coach, Birmingham (White Sox); **2007-08** – Hitting Coach, Kannapolis (White Sox); **2009-2011** – Hitting Coach, Birmingham (White Sox); **2012** – Hitting Coach, Charlotte (White Sox); **2013** – Hitting Coach, Kannapolis (White Sox); **2014-current** – Hitting Coach, Charlotte (White Sox).

**Playing Career:** Played professionally for 15 seasons from 1986-2000 ... batted .233 with 11 home runs and 38 RBI in 192 major-league games with Pittsburgh (1993), Boston (1994), Oakland (1995), New York-NL (1996-97) and Detroit (1998) ... originally was signed as a free agent by Atlanta as a pitcher in 1986 after attending a tryout camp.

**Miscellaneous/Personal:** Married Jamie ... has three children: Carter, Katie and Emma ... graduated in 1985 from Piedmont (N.C.) High School ... for more than a decade, has run a winter baseball school in Sydney, Australia.



## TIM ESMAY — COACH

**Born:** October 17, 1964, Scottsdale, Ariz.

**Resides:** Casa Grande, Ariz.

**Years with White Sox organization:** 2

**Years with Charlotte:** 1st

**Managerial/Coaching Highlights:** Enters his second season with the White Sox organization and first as a coach at Class AAA Charlotte ... served as manager at Class A Winston-Salem in 2015, leading the Dash to a first-half Carolina League Southern Division title and postseason berth ... lost to Myrtle Beach, 2-1, in the best-of-three semifinal series ... spent the previous five seasons (2010-14) as the head coach at Arizona State University ... led the Sun Devils to four NCAA Regional appearances, two Super Regionals and a berth in the 2010 College World Series ... finished his career at ASU with the 10th-highest winning percentage in

Pac-12 history and the highest winning percentage among the active head coaches in the Pac-12 ... served as an assistant coach at Arizona State from 2005-09 and 1988-90, was the head coach at the University of Utah from 1997-2004 and an assistant with the Utes in 1996 ... resumed his collegiate coaching career at Grand Canyon College in 1995 after serving as head coach at Brophy (Ariz.) College Prep from 1992-93.

**Managerial/Coaching Career:** **2015** – Manager, Winston-Salem (White Sox).

**Miscellaneous/Personal:** Married Joell ... has two sons: Tucker and Cooper ... is a 1983 graduate of Horizon (Ariz.) High School ... attended Scottsdale Community College and graduated from Arizona State in 1988 ... earned All-Regional honors in 1987.

## CAREER MANAGERIAL RECORD

YEAR	CLUB	LEAGUE	CLASS	W-L	PCT.	POS.	NOTES
2015	Winston-Salem	Carolina	A	75-63	.543	4th/1st	Lost in CL Semifinals

## White Sox Rule 5 Draft Selections (1996-2015)

Year	Player	Draft	Pos.	From	Year	Player	Draft	Pos.	From
2015	Manny Martinez	Minor	RHP	PHI	2002	Felix Arellan	Minor	LHP	LAD
2014	Peter Tago	Minor	RHP	COL		Brandon O'Neal	Minor	RHP	ANA
2013	Adrian Nieto	Major	C	WSH		Josh Hochgesang	Minor	INF	OAK
	Evan Crawford	Minor	LHP	TOR	2001	Alex Fernandez	Minor	OF	SEA
	Omar Narvaez	Minor	C	TB		Denny Wagner	Minor	RHP	OAK
2012	Angel Sanchez	Major	INF	LAA	2000	Denny McDaniel	Minor	LHP	SEA
2008-11	No selections					Aaron Miles	Minor	INF	HOU
2007	Santo Luis	Minor	RHP	HOU		Derek Mitchell	Minor	INF	DET
2006	No selections				1998	Walker Chapman	Major	RHP	MIN
2005	Tim Hummel	Minor	INF	STL		Tyrone Pendergrass	Major	OF	ATL
	Cole Armstrong	Minor	C	ATL	1997	Joe Davenport	Minor	RHP	TOR
	Dewon Day	Minor	RHP	TOR		Chris Ochsensfeld	Minor	LHP	LAD
2004	Ryan Warpinski	Minor	RHP	FLA	1996	Jayson Durocher	Major	RHP	MON
	Sean Smith	Minor	OF	PIT		Manny Gonzalez	Minor	OF	LAD
2003	Jason Grilli	Major	RHP	FLA		Ken Mitchell	Minor	RHP	LAD
	Eric Stephenson	Minor	LHP	TOR		Jesus Pena	Minor	LHP	PIT
	Frank Campos	Minor	RHP	MIL					
	Darwin Withers	Minor	RHP	OAK					



# CLASS AA BIRMINGHAM



## RYAN NEWMAN — MANAGER

**Born:** February 25, 1979, Hayward, Calif.

**Years with White Sox organization:** 8

**Managerial/Coaching Highlights:** Enters his eighth season in the White Sox organization and first as manager at Class AA Birmingham ... served as a coach with Class AAA Charlotte from 2014-15 ... previously managed in the Sox system for five seasons, including 2013 at Class A Winston-Salem and 2011-12 with Advanced Rookie Great Falls ... won the Pioneer League championship with Advanced Rookie Great Falls in 2011.

**Managerial/Coaching Career:** **2005** – Hitting Coach, Bradenton (Pirates); **2006** – Hitting Coach, Williamsport (Pirates); **2007** – Hitting Coach, Hickory (Pirates); **2008** – Manager, Oneonta (Tigers); **2009-10** – Manager, Bristol (White Sox); **2011-12** – Manager, Great Falls (White Sox); **2013** – Manager, Winston-Salem (White Sox); **2014-15** – Coach, Charlotte (White Sox).

**Resides:** Scottsdale, Ariz.  
**Years with Birmingham:** 1st

**Playing Career:** Appeared in 143 minor-league games in the Pittsburgh farm system from 2002-04.

**Miscellaneous/Personal:** Married Megan ... has two children: William and Jax ... his father, Jeff, was a major-league catcher with Oakland (1976-82) and Boston (1983-84) ... attended Scottsdale (Ariz.) Community College and Texas Christian University.

## CAREER MANAGERIAL RECORD

YEAR	CLUB	LEAGUE	CLASS	W-L	PCT	POS.	NOTES
2008	Oneonta	New York-Penn	A	33-41	.446	2nd	
2009	Bristol	Appalachian	Advanced Rookie	27-39	.409	4th	
2010	Bristol	Appalachian	Advanced Rookie	32-36	.471	3rd	
2011	Great Falls	Pioneer	Advanced Rookie	42-34	.553	4th/1st	Won PL Championship
2012	Great Falls	Pioneer	Advanced Rookie	40-36	.526	1st/3rd	Lost in PL Semifinals
2013	Winston-Salem	Carolina	A	71-69	.507	2nd/4th	
<b>MINOR TOTALS</b>				<b>245-255</b>	<b>.490</b>		Won PL Championship in 2011



## J.R. PERDUE — PITCHING COACH

**Born:** August 17, 1965, Frostburg, Md.

**Years with White Sox organization:** 20

**Managerial/Coaching Highlights:** Begins his fifth season (second stint) with Class AA Birmingham after working at Class A Winston-Salem from 2012-15 ... his Dash staff tied for the Carolina League lead in shutouts (15) and ranked second in ERA (3.13), led the CL with 13 shutouts in 2013 and with 87 wins, 15 shutouts and 39 saves in 2012 ... spent 2011 with Class AA Birmingham, where the Barons led the Southern League in shutouts (11) and fewest hits (1,146), and home runs (64) allowed ... the 2009 Barons staff led the SL in wins (92) ... won the organization's 1999 Charles W. Lubin Award recipient after helping Class A Burlington win the league championship ... won the Appalachian League title in 1998 with Advanced Rookie Bristol ... spent seven seasons (1990-96) as the pitching coach at his alma mater, Allegany (Md.) College.

**Resides:** Cumberland, Md.  
**Years with Birmingham:** 5

**Managerial/Coaching Career:** **1997-98** – Pitching Coach, Bristol (White Sox); **1999-2000** – Pitching Coach, Burlington (White Sox); **2001** – Pitching Coach, Kannapolis (White Sox); **2002-04** – Pitching Coach, Winston-Salem (White Sox); **2005** – Pitching Coach, Kannapolis (White Sox); **2006-07** – Pitching Coach, Winston-Salem (White Sox); **2008-2011** – Pitching Coach, Birmingham (White Sox); **2012-15** – Pitching Coach, Winston-Salem (White Sox).

**Miscellaneous/Personal:** Married Reina ... has three children: Cleo, Jesus and Mariela ... obtained his Master's Degree in Education from Frostburg (Md.) College ... played baseball at George Mason University from 1986-87 ... also attended Allegany (Md.) College ... served in the U.S. Marines Corps ... graduated from Fort Hill High School in Cumberland, Md.



## JAMIE DISMUKE — HITTING COACH

**Born:** October 17, 1969, Syracuse, N.Y.

**Years with White Sox organization:** 2

**Managerial/Coaching Highlights:** Enters his second season as the hitting coach at Class AA Birmingham ... spent the previous six years as a hitting coach in the Atlanta organization, including five at Class AAA Gwinnett (2009-13) ... started his career as a hitting coach in the Cincinnati organization (1999-2008), including nine seasons as a hitting coach (player/coach with Class AA Chattanooga in 1999) ... served as an interim manager for 16 games with Chattanooga in 2008 (8-8) ... in 2006, was a coach for the Phoenix Desert Dogs in the Arizona Fall League and was a member of the coaching staff for the inaugural Rising Stars Showcase game.

**Resides:** Chattanooga, Tenn.  
**Years with Birmingham:** 2

**Managerial/Coaching Career:** **1999-2000** – Hitting Coach, Chattanooga (Reds); **2001** – Hitting Coach, Mudville (Reds); **2002** – Hitting Coach, Stockton (Reds); **2003** – Hitting Coach, Potomac (Reds); **2004-08** – Hitting Coach, Chattanooga (Reds); **2008** – Manager, Chattanooga (Reds); **2009-13** – Hitting Coach, Gwinnett (Braves); **2014** – Hitting Coach, Mississippi (Braves); **2015-present** – Hitting Coach, Birmingham (White Sox).

**Playing Career:** Played nine seasons (1989-1997) in the Cincinnati (1989-95, '97), Detroit (1996) and Toronto (1996) organizations, batting .277 (742-2,679) with 94 home runs and 429 RBI over 793 career games.

**Miscellaneous/Personal:** Single ... has two children: James Jr. and Jaelyn ... selected by the Reds in the 12th round in 1989.

## Southern Destination

Class AA Birmingham led the Southern League in attendance (444,639) for the third consecutive season. The organization ranked second in Double-A to the Frisco RoughRiders of the Texas League. Regions Field, the Barons home ballpark, was named Best Double-A park by *BaseballDigest.com* in 2015.

# CLASS A WINSTON-SALEM



## JOEL SKINNER — MANAGER

**Born:** February 21, 1961, La Jolla, Calif.

**Resides:** La Jolla, Calif.

**Years with White Sox organization:** 5

**Years with Winston-Salem:** 1st

**Managerial/Coaching Highlights:** Begins his fifth season as a manager in the White Sox system and first with Class A Winston-Salem ... guided Class AAA Charlotte from 2012-15 ... was named by *Baseball America* following the 2015 season as the Best Manager Prospect in the International League ... served on the Cleveland Indians staff as third base coach (2001-02, '03-05, '07-09), manager (2002) and bench coach (2006) ... was named the Indians interim manager in 2002 (35-41 record) ... was named IL, *Baseball America* and *The Sporting News* Minor League Manager of the Year in 2000 after leading Class AAA Buffalo to the IL Finals ... named

*USA Today Baseball Weekly's* Minor League Manager of the Year in 1998 ... earned Carolina League Manager of the Year honors in 1997 ... won the 1995 New York-Penn League Championship with Watertown, earning Manager of the Year honors.

**Managerial/Coaching Career:** 1994 – Catching Instructor (Indians); 1995 – Manager, Watertown (Indians); 1996 – Manager, Columbus (Indians); 1997 – Manager, Kinston (Indians); 1998-99 – Manager, Akron (Indians); 2000 – Manager, Buffalo (Indians); 2001-02, 2003-05, 2007-09 – Third Base Coach (Indians); 2002 – Manager (Indians); 2006 – Bench Coach (Indians); 2010 – Manager, Akron (Indians); 2011 – Bench Coach (Athletics); 2012-15 – Manager, Charlotte (White Sox).

**Playing Career:** Played nine seasons (564 games) with the White Sox (1983-86), Yankees (1986-88) and Cleveland (1989-91).

**Miscellaneous/Personal:** Married Jennifer ... has four children: Kate, Erin, Tara, and Cameron ... attended Mission Bay (Calif.) High School ... father, Bob, played 12 seasons in the major leagues and managed for three seasons ... the Skinners are just the second father-son tandem to manage in the major leagues.

### CAREER MANAGERIAL RECORD

YEAR	CLUB	LEAGUE	CLASS	W-L	PCT	POS.	NOTES
1995	Watertown	N.Y.-Penn	A	46-27	.630	1st	Won NYPL Championship
1996	Columbus	South Atlantic	A	79-63	.556	2nd/1st	Lost to Savannah
1997	Kinston	Carolina	A	87-53	.621	1st/1st	Lost to Lynchburg
1998	Akron	Eastern	AA	81-60	.574	1st	Lost to Harrisburg
1999	Akron	Eastern	AA	69-71	.493	5th	
2000	Buffalo	International	AAA	86-59	.593	1st	Lost in International League Finals
2002	CLEVELAND	American	Major	35-41	.461	3rd	Interim Manager
2010	Akron	Eastern	AA	71-71	.500	4th	
2012	Charlotte	International	AAA	83-61	.576	1st	Lost in International League Finals
2013	Charlotte	International	AAA	65-78	.455	3rd	
2014	Charlotte	International	AAA	63-81	.438	4th	
2015	Charlotte	International	AAA	74-70	.514	T3rd	
<b>MINOR TOTALS</b>				<b>804-694</b>	<b>.537</b>		<b>Won NYPL Championship in 1995</b>
<b>M.L. TOTALS</b>				<b>35-41</b>	<b>.461</b>		



## JOSE BAUTISTA — PITCHING COACH

**Born:** July 25, 1964, Bani, Dominican Republic

**Resides:** Pembroke Pines, Fla.

**Years with White Sox organization:** 9

**Years with Winston-Salem:** 1st

**Managerial/Coaching Highlights:** Returns for his ninth season with Chicago and first at Class A Winston-Salem ... coached at Class A Kannapolis from 2011-15 ... the Intimidators ranked second in the SAL in shutouts (13) last season ... was the Sox Latin Roving Instructor from 2009-10 ... served as pitching coach at Advanced Rookie Bristol in 2008 ... spent seven seasons as a pitching coach in the Kansas City system from 2001-07.

**Managerial/Coaching Career:** 2001-02 – Pitching Coach, Burlington (Royals); 2003-06 – Pitching Coach, Idaho Falls (Royals); 2007 – Pitching Coach, Burlington (Royals); 2008 – Pitching Coach, Bristol (White Sox); 2009-2010 – Latin Roving Instructor (White Sox); 2011-15 – Pitching Coach, Kannapolis (White Sox).

**Playing Career:** Went 32-42 with a 4.62 ERA (352 ER/685.2 IP) and three saves in 312 appearances (49 starts) with Baltimore (1988-91), the Cubs (1993-94), San Francisco (1995-96), Detroit (1997) and St. Louis (1997) ... originally signed by the Mets in 1981.

**Miscellaneous/Personal:** Married Lea ... has three children: Leo, Jose and Jessenia ... is a 1981 graduate of Bani High School.



## CHARLIE POE — HITTING COACH

**Born:** November 9, 1971, West Covina, Calif.

**Resides:** Las Vegas, Nev.

**Years with White Sox organization:** 6

**Years with Winston-Salem:** 2

**Managerial/Coaching Highlights:** Enters his second season as the hitting coach with Class A Winston-Salem after managing Advanced Rookie Great Falls in 2014 ... won the Pioneer League North Division first-half title with a 23-15 mark last season ... lost to Billings, 2-0, in the best-of-three semifinal round of the PL playoffs ... Great Falls ranked third in the league in home runs (70) ... served as the Voyagers hitting coach from 2011-13.

**Managerial/Coaching Career:** 2003-04 – Hitting Coach, Charleston (Toronto); 2005-08 – Hitting Coach, Lansing (Toronto); 2009 – Hitting Coach, Auburn (Toronto); 2011-13 – Hitting Coach, Great Falls (White Sox);

2014 – Manager, Great Falls (White Sox); 2015-current – Hitting Coach, Winston-Salem (White Sox).

**Playing Career:** Played in the minors from 1990-2002 ... selected by the Sox in the 1990 free-agent draft.

**Miscellaneous/Personal:** Single ... has one child: Ava ... is a graduate of West Covina (Calif.) High School.

### CAREER MANAGERIAL RECORD

YEAR	CLUB	LEAGUE	CLASS	W-L	PCT	POS.	NOTES
2014	Great Falls	Pioneer	Advanced Rookie	39-37	.513	1st/3rd	Lost in PL semifinals

# CLASS A KANNAPOLIS



## COLE ARMSTRONG — MANAGER

**Born:** August 24, 1983, Surrey, B.C., Canada

**Resides:** Surrey, B.C., Canada

**Years with White Sox organization:** 3

**Years with Kannapolis:** 1st

**Managerial/Coaching Highlights:** Enters his third season coaching in the White Sox organization and first as manager with Class A Kannapolis after leading Advanced Rookie Great Falls in 2015 ... began his professional coaching career in 2014 as the first hitting coach for the Arizona Rookie League White Sox.

**Managerial/Coaching Career:** 2014 – Hitting Coach, AZL White Sox (White Sox); 2015 – Manager, Great Falls (White Sox).

**Playing Career:** Hit .259 (589-2,270) with 65 home runs and 314 RBI over 10 minor-league seasons with Atlanta (2003-05), the White Sox (2006-10), Los Angeles-AL (2011) and Miami (2012) ... was selected by the Braves in the 12th round of the 2001 draft.

**Miscellaneous/Personal:** Single ... attended Chipola Junior College in Marianna, Fla.

### CAREER MANAGERIAL RECORD

YEAR	CLUB	LEAGUE	CLASS	W-L	PCT	POS.	NOTES
2015	Great Falls	Pioneer	Advanced Rookie	35-39	.473	2nd/3rd	



## BRIAN DRAHMAN — PITCHING COACH

**Born:** November 7, 1966, Kenton, Ky.

**Resides:** Sunrise, Fla.

**Years with White Sox organization:** 9

**Years with Kannapolis:** 1st

**Managerial/Coaching Highlights:** Begins his ninth season with the White Sox organization and first with Class A Kannapolis ... spent the previous seven years with Advanced Rookie Great Falls ... the Voyagers led the Pioneer League in WHIP (1.37) in 2015 ... Great Falls led the Pioneer League in ERA (3.74) for the third consecutive season in 2014 ... also led the PL in WHIP (1.45) and fewest runs allowed (345) ... led the PL in ERA (4.03), wins (48), IP (676.0) and shutouts (4) in 2013 ... Voyagers led the PL in ERA (4.11) and allowed the fewest runs (385), home runs (30) and walks (216) in 2012 ... managed Sussex of the independent

Can-Am League from 2006-07 ... served as the pitching coach with Gary of the independent Northeast League in 2002 and New Jersey of the NEL/CAL in 2003-05.

**Managerial/Coaching Career:** 2008 – Pitching Coach, Winston-Salem (White Sox); 2009-15 – Pitching Coach, Great Falls (White Sox).

**Playing Career:** Appeared in 47 games with the White Sox (1991-93) and Florida (1994), going 3-2 with a 3.54 ERA (22 ER/56.0 IP) and one save ... recorded the first Sox victory at new Comiskey Park on 4/21/91 vs. Detroit ... was selected by Cleveland in the 13th round of the 1986 draft ... was acquired by the Sox from Milwaukee on 7/31/89 in exchange for pitcher Jerry Reuss.

**Miscellaneous/Personal:** Married Jayn ... attended Miami-Dade College ... is a graduate of Northeast (Fla.) High School.



## JUSTIN JIRSCHLE — HITTING COACH

**Born:** April 15, 1990, Clintonville, Wis.

**Resides:** Clintonville, Wis.

**Years with White Sox organization:** 1

**Years with Kannapolis:** 1st

**Managerial/Coaching Highlights:** Enters his first season as the hitting coach with Class A Kannapolis following a four-year playing career in the White Sox system (2012-15).

**Playing Career:** Played four seasons in the White Sox minor-league system from 2012-15, batting .277 (172-622) with 24 doubles, two triples, 70 RBI and 77 runs scored over 184 games.

**Miscellaneous/Personal:** Engaged to Liz ... attended the University of Wisconsin-Stevens Point, where he was a two-time First-Team All-WIAC selection and two-time Midwest Region Gold Glove winner ... also played at Wisconsin-Oshkosh in 2010 ... is a 2009 graduate of Clintonville (Wis.) High School ... led his team to the Class A Legion State Championship in 2007 and 2008 ... father, Mike, is the Kansas City Royals third-base coach ... brother, Jeremy, played in the Royals organization from 2005-07.

### 2015 Organizational Standings

Club	FIRST HALF			SECOND HALF			OVERALL	
	W-L	Pos.	GB	W-L	Pos.	GB	W-L	Pct.
Charlotte	—	—	—	—	—	—	74-70 (T3rd, -3.0)	.514
Birmingham	33-36	4th	-10.5	36-34	3rd	-7.0	69-70	.496
Winston-Salem	30-40	4th	-11.5	45-23	1st	+5.5	75-63	.543
Kannapolis	35-34	4th	-9.5	29-40	6th	-20.5	64-74	.464
Great Falls	17-19	2nd	-5.5	18-20	3rd	-2.0	35-39	.473
AZL White Sox	—	—	—	—	—	—	30-25 (1st, +1.5)	.545

# ADVANCED ROOKIE GREAT FALLS



## TOMMY THOMPSON — MANAGER

**Born:** October 18, 1957, Oklahoma City, Okla.  
**Years with White Sox organization:** 6

**Resides:** Boca Raton, Fla.  
**Years with Great Falls:** 1st

**Managerial/Coaching Highlights:** Makes his managerial debut with Advanced Rookie Great Falls after leading Class A Kannapolis last season (also 2011 and 2013) ... served at the helm of Class A Winston-Salem in 2014 ... was named by *Baseball America* as the 2012 Carolina League Manager of the Year after guiding Winston-Salem to the best record in the minor leagues at 87-51 (.630) ... 87 wins were the second-highest total in franchise history ... returned to the White Sox organization in 2010 as a roving coaching assistant ... also served as the Sox catching coordinator from 1992-2005 ... managed the Windy City ThunderBolts of the independent Frontier League in 2009 ... managed Class A Frederick in the Baltimore organization from 2007-08 ... won the CL championship in 2007 ... won the Cal Ripken Sr. Award with Baltimore in 2007 in recognition for his work in the Orioles farm system.

**Managerial/Coaching Career:** 1988 – Player/Coach, Birmingham/Vancouver (White Sox); 1989 – Coach, Birmingham (White Sox); 1990 – Manager, Utica (White Sox); 1991 – Manager, South Bend (White Sox); 1992-2005 – Catching Coordinator (White Sox); 2007-08 – Manager, Frederick (Baltimore); 2010 – Roving Coaching Assistant (White Sox); 2011 – Manager, Kannapolis (White Sox); 2012 – Manager, Winston-Salem (White Sox); 2013 – Manager, Kannapolis (White Sox); 2014 – Manager, Winston-Salem (White Sox); 2015 – Manager, Kannapolis (White Sox).

**Playing Career:** Served as player/coach at Class AA Birmingham in 1988, but did not play until joining Class AAA Vancouver at the end of the season ... fell seven plate appearances short of qualifying for the Southern League batting title in 1985 (.321) ... was a 27th round pick by Atlanta in 1977 before signing with the White Sox as a free agent ... was a lifetime .277 (659-2,525) hitter with 69 home runs in 774 games in the Atlanta (1979-85) and White Sox (1986-88) farm systems.

**Miscellaneous/Personal:** Married Lee Anne ... has one child: Michael ... is a 1975 graduate of Northwest Classen (Okla.) High School ... attended the University of Oklahoma.

### CAREER MANAGERIAL RECORD

YEAR	CLUB	LEAGUE	CLASS	W-L	PCT	POS.	NOTES
1990	Utica	New-York Penn	A	31-47	.397	4th	
1991	South Bend	Midwest	A	69-70	.496	5th/3rd	
2007	Frederick	Carolina	A	64-74	.464	1st/3rd	Won CL championship
2008	Frederick	Carolina	A	63-76	.453	3rd/4th	
2011	Kannapolis	South Atlantic	A	76-62	.551	4th/3rd	
2012	Winston-Salem	Carolina	A	87-51	.630	1st/1st	Best record in MiLB; CL Manager of Year
2013	Kannapolis	South Atlantic	A	61-76	.445	6th/4th	
2014	Winston-Salem	Carolina	A	61-78	.439	3rd/4th	
2015	Kannapolis	South Atlantic	A	64-74	.464	4th/6th	
<b>MINOR TOTALS</b>				<b>576-608</b>	<b>.486</b>		



## MATT ZALESKI — PITCHING COACH

**Born:** December 2, 1981, Arlington Heights, Ill.  
**Years with White Sox organization:** 1

**Resides:** Plano, Ill.  
**Years with Great Falls:** 1st

**Managerial/Coaching Highlights:** Makes his professional coaching debut with Advanced Rookie Great Falls following an 11-year minor-league career with the White Sox.

**Playing Career:** Appeared in 316 games (110 starts) in the White Sox system from 2004-14, going 49-50 with a 3.88 ERA (413 ER/958.1 IP), 35 saves and 638 strikeouts ... was selected by Chicago in the 30th round of the June 2004 First-Year Player Draft.

**Miscellaneous/Personal:** Married Audrey ... coached the Chicago Angels of the Chicago Suburban Baseball League, a collegiate summer league, in 2015 ... attended Indiana State University, from 2000-04 ... is a 2000 graduate of Driscoll Catholic High School in Addison, Ill. ... went 7-0 with a 1.32 ERA as a senior.



## WILLIE HARRIS — HITTING COACH

**Born:** June 22, 1978, Cairo, Ga.  
**Years with White Sox organization:** 1


**Resides:** St. Augustine, Fla.  
**Years with Great Falls:** 1st

**Managerial/Coaching Highlights:** Makes his professional coaching debut as the hitting coach at Advanced Rookie Great Falls.

**Playing Career:** Was a career .238 hitter (580-2,441) with 100 doubles, 39 home runs, 212 RBI, 107 stolen bases and 365 runs scored in 1,046 games over 12 major-league seasons with Baltimore (2001), the White Sox (2002-05), Boston (2006), Atlanta (2007), Washington (2008-10), the Mets (2011) and Cincinnati (2012) ... appeared in 313 games with the Sox, batting .246 (204-830) with 52 RBI and 49 stolen bases ... scored the game-winning run in Game 4 of the 2005 World Series to complete the club's four-game sweep over Houston ... was selected by Baltimore in the 24th round of the June 1999 First-Year Player Draft.

**Miscellaneous/Personal:** Married Kereyondia ... has three children: Arianna, Trevez and Rylee ... following his retirement, has coached the 14U Julington Travel baseball team ... attended Kennesaw (Ga.) State University for three seasons (1997-99) ... is a 1996 graduate of Cairo (Ga.) High School, where he lettered in baseball, football and basketball ... was offered a scholarship as a wide receiver by Florida State University head coach Bobby Bowden before deciding to attend KSU.

# ARIZONA ROOKIE LEAGUE



## MIKE GELLINGER — MANAGER

**Born:** July 23, 1964, Palatine, Ill.

**Resides:** Scottsdale, Ariz.

**Years with White Sox organization:** 30

**Years with AZL White Sox:** 3

**Managerial/Coaching Highlights:** Begins his third season as the Arizona Rookie League White Sox manager ... led the club to the 2015 AZL championship ... managed Advanced Rookie Bristol in 2013 ... served as a major-league coach with the White Sox in 2011-12 ... was the White Sox MLB computer scouting analyst from 1997-2010 ... served as the White Sox minor-league infield coordinator in 1996 ... managed five seasons in the Sox system (1989-91, '94-95), guiding Rookie Sarasota to the Gulf Coast League playoffs in 1995 ... was the minor-league defensive coordinator from 1992-93.

**Managerial/Coaching Career:** 1988 – Coach, Tampa (White Sox); 1989 – Manager, Utica (White Sox); 1990 – Manager, Sarasota (White Sox); 1991 – Manager, Utica (White Sox); 1992-93 – Defensive Coordinator, Minor Leagues (White Sox); 1994 – Manager, South Bend (White Sox); 1995 – Manager, Sarasota (White Sox); 1996 – Infield Coordinator, Minor Leagues (White Sox); 2011-12 – Major League Coach, (White Sox); 2013 – Manager, Bristol (White Sox); 2014-current – Manager, AZL White Sox (White Sox).

**Playing Career:** Appeared in 121 games over two minor-league seasons with the Detroit (1986) and White Sox (1987) organizations, hitting .266 (101-380) with 14 doubles, two triples, two home runs and 34 RBI.

**Miscellaneous/Personal:** Married: Kelly ... has two children: Tyler and Tripp ... attended Southern Illinois University ... played in the National Sports Festival Gold Medal Game.

### CAREER MANAGERIAL RECORD

YEAR	CLUB	LEAGUE	CLASS	W-L	PCT	POS.	NOTES
1989	Utica	New York-Penn	A	31-29	.517	6th	
1990	Sarasota	Gulf Coast	Rookie	21-42	.333	8th	
1991	Utica	New-York-Penn	A	39-37	.513	4th	
1994	South Bend	Midwest	A	72-67	.518	3rd/5th	
1995	Sarasota	Gulf Coast	Rookie	36-22	.621	4th	Reached Gulf Coast League playoffs
2013	Bristol	Appalachian	Advanced Rookie	20-45	.308	5th	
2014	AZL White Sox	Arizona Rookie	Rookie	30-25	.545	2nd	
2015	AZL White Sox	Arizona Rookie	Rookie	30-25	.545	1st	Won AZL Championship

MINOR TOTALS

279-292 .489



## FELIPE LIRA — PITCHING COACH

**Born:** April 26, 1972, Miranda, Venezuela

**Resides:** Caracas, Venezuela


**Years with White Sox organization:** 3

**Years with AZL White Sox:** 3

**Managerial/Coaching Highlights:** Returns for his third season with the Arizona Rookie League White Sox ... AZL Sox pitchers led the league in strikeouts (570) and ranked third in ERA (3.68) in 2014.

**Playing Career:** Made 163 appearances (79 starts) over seven major-league seasons with Detroit, Seattle, and Montreal, going 26-46 with a 5.32 ERA (341 ER/577.1 IP) and 348 strikeouts ... won nine games as a rookie with the Tigers in 1995 ... set career highs with 32 starts, 194.2 IP, three complete games and 113 strikeouts with Detroit in 1996 ... was signed by Detroit as a free agent in 1990.

**Miscellaneous/Personal:** Married: Marian ... has two children: Felipe Jr. and Marian.



## GARY WARD — HITTING COACH

**Born:** December 6, 1953, Los Angeles, Calif.

**Resides:** Riverside, Calif.

**Years with White Sox organization:** 13

**Years with AZL White Sox:** 2

**Managerial/Coaching Highlights:** Enters his second season with the Arizona Rookie League White Sox ... the AZL Sox led the league in average (.271), hits (511) and doubles (101) in 2015 ... worked with Class A Winston-Salem hitters in 2014 ... spent 2013 with Class AA Birmingham, which won the Southern League championship ... in 2012, Wiston-Salem led the CL in average (.278), runs (796), hits (1,318), home runs (135) and on-base (.350) and slugging percentage (.444) ... served as the White Sox hitting coach from 2001-03 White Sox ... Sox ranked second in the American League in runs scored (856) and third in home runs (217) in 2002.

**Coaching Career:** 1999-2001 – Hitting Coach, Charlotte (White Sox); 2001-03 – Hitting Coach (White Sox); 2009-10 – Hitting Coach, Charlotte (White Sox); 2011-12 – Hitting Coach, Winston-Salem (White Sox); 2013 – Hitting Coach, Birmingham (White Sox); 2014 – Hitting Coach, Winston-Salem (White Sox).

**Playing Career:** Played 12 seasons in the major leagues with Minnesota (1979-83), Texas (1984-86), the Yankees (1987-89) and Detroit (1989-90) ... batted .276 (1,236-4,479) with 130 home runs and 597 RBI in 1,287 games ... was named American League Rookie of the Year by *Baseball Digest* in 1982 after batting .289 (165-570) with 28 home runs, 91 RBI and 85 runs scored in 152 games ... was named to the AL All-Star Team in 1983 and 1985.

**Miscellaneous/Personal:** Married: Jerri ... has three children: Agee, Daryle and Kuhrye, and one granddaughter: Janelle ... Daryle played 11 seasons in the majors with Houston (1998-2002), Dodgers (2003), Pittsburgh (2004-05), Washington (2006), Atlanta (2006) and the Cubs (2007-08).

### Baseball America's Top White Sox Prospects Since 2005

2005: Brian Anderson, OF	2008: Aaron Poreda, LHP	2011: Chris Sale, LHP	2014: Jose Abreu, 1B
2006: Bobby Jenks, RHP	2009: Gordon Beckham, SS	2012: Addison Reed, RHP	2015: Carlos Rodon, LHP
2007: Ryan Sweeney, OF	2010: Jared Mitchell, OF	2013: Courtney Hawkins, OF	2016: Tim Anderson, INF



# MINOR LEAGUE PLAYERS

## ADAMS, SPENCER — Pitcher

**Bats:** Right      **Throws:** Right      **Born:** April 13, 1996, Gainesville, Ga.  
**Height:** 6-3      **Weight:** 180      **Resides:** Lanark, Fla.

**Recommended/Signed By:** Kevin Burrell (White Sox).

**Sox Acquisition:** Selected in the second round, June 2014 First-Year Player Draft.

**Minor League Highlights:** **2016:** Enters the season rated by *Baseball America* as the No. 3 Prospect and Possessing the Best Control in the White Sox organization. **2015:** Combined to go 12-5 with a 2.99 ERA (43 ER/129.1 IP) and 96 strikeouts over 24 starts between Class A Kannapolis and Class A Winston-Salem ... ranked among the organizational leaders in wins (T3rd), strikeouts (8th), ERA (9th) and IP (10th) ... was rated by *Baseball America* following the season as the No. 16 Prospect and having the Best Control in the South Atlantic League ... tossed a complete game on 8/6-1 at Hickory (W; 1 ER/5.0 IP) ... entered the season rated by *Baseball America* as the No. 3 Prospect in the White Sox organization. **2014:** Ranked fifth in the Arizona League in strikeouts (59) ... registered a 14.8 strikeout-to-walk ratio (59 SO/4 BB) ... was rated by *Baseball America* as the No. 5 Prospect in the AZL following the season ... also tabbed by the same publication as the Best Athlete among White Sox draft picks and having the Best Pro Debut among high school draft picks ... was ranked No. 27 overall by MLB.com's Prospect Watch.

**Miscellaneous/Personal:** Is a 2014 graduate at White County High School in Cleveland, Ga. ... lettered in baseball, basketball and football ... went 4-2 with a 0.72 ERA and 90 strikeouts in his senior season ... earned All-Region honors three times.

YEAR	CLUB	W-L	PCT	ERA	G	GS	CG	SHO	SV	IP	H	R	ER	HR	HB	BB-I	SO	WP	BK	AVG
2014	AZL White Sox	3-3	.500	3.67	10	9	0	0	0	41.2	49	22	17	4	0	4-0	59	5	1	.282
2015	Kannapolis	9-5	.643	3.24	19	19	1	0	0	100.0	111	49	36	7	1	11-0	73	7	0	.275
	Winston-Salem	3-0	1.000	2.15	5	5	0	0	0	29.1	31	9	7	1	1	7-0	23	1	1	.267
<b>MINOR TOTALS</b>		<b>15-8</b>	<b>.652</b>	<b>3.16</b>	<b>34</b>	<b>33</b>	<b>1</b>	<b>0</b>	<b>0</b>	<b>171.0</b>	<b>191</b>	<b>80</b>	<b>60</b>	<b>12</b>	<b>2</b>	<b>22-0</b>	<b>155</b>	<b>13</b>	<b>2</b>	<b>.276</b>

## ADOLFO, MICKER — Outfielder

**Bats:** Right      **Throws:** Right      **Born:** September 11, 1996, San Pedro De Macoris, D.R.  
**Height:** 6-3      **Weight:** 225      **Resides:** San Pedro De Macoris, D.R.

**Recommended/Signed By:** Marco Paddy (White Sox).

**Sox Acquisition:** Signed as a free agent, July 2, 2013.

**Minor League Highlights:** **2015:** Was rated by MLB.com as the No. 6 Prospect in the White Sox system following the season ... suffered a season-ending fractured fibula sliding into second base on 8/5 ... recorded a 10-game hitting streak from 6/28-7/10, batting .262 (11-42) with two doubles, seven RBI and 10 runs scored. **2014:** Ranked fifth in the Arizona League in home runs (5) ... led the AZL White Sox in doubles (10) and total bases (68) and tied for the team lead in home runs.

**Miscellaneous/Personal:** Was rated by MLB.com as the No. 2 International Prospect in 2013.

YEAR	CLUB	AVG	G	AB	R	H	TB	2B	3B	HR	RBI	SH	SF	HB	BB	SO	SB	CS	OBP	SLG	E
2014	AZL White Sox	.218	46	179	27	39	68	10	2	5	21	1	2	2	14	85	0	0	.279	.380	4
2015	AZL White Sox	.253	22	83	14	21	26	3	1	0	10	0	1	3	6	25	3	2	.323	.313	0
<b>MINOR TOTALS</b>		<b>.229</b>	<b>68</b>	<b>262</b>	<b>41</b>	<b>60</b>	<b>94</b>	<b>13</b>	<b>3</b>	<b>5</b>	<b>31</b>	<b>1</b>	<b>3</b>	<b>5</b>	<b>20</b>	<b>110</b>	<b>3</b>	<b>2</b>	<b>.293</b>	<b>.359</b>	<b>4</b>

## ALFARO, JHOANDRO — Catcher

**Bats:** Switch      **Throws:** Right      **Born:** November 4, 1997, Sincelejo, Colombia  
**Height:** 6-0      **Weight:** 180      **Resides:** Sincelejo, Colombia

**Recommended/Signed By:** Marco Paddy (White Sox).

**Sox Acquisition:** Signed as a free agent, July 2, 2014.

**Minor League Highlights:** **2015:** Was rated by MLB.com following the season as the No. 15 Prospect in the White Sox organization ... played in 28 games with the Arizona League White Sox in his first professional season.

**Miscellaneous/Personal:** Younger brother, Jorge, is a catcher in the Philadelphia Phillies organization.

YEAR	CLUB	AVG	G	AB	R	H	TB	2B	3B	HR	RBI	SH	SF	HB	BB	SO	SB	CS	OBP	SLG	E
2015	AZL White Sox	.182	28	88	7	16	18	2	0	0	7	0	1	2	4	15	0	0	.232	.205	7

## ALVAREZ, EDDY — Infielder

**Bats:** Switch      **Throws:** Right      **Born:** January 30, 1990, Miami, Fla.  
**Height:** 5-9      **Weight:** 175      **Resides:** Miami, Fla.

**Recommended/Signed By:** Mike Gellinger (White Sox).

**Sox Acquisition:** Signed as a free agent, June 10, 2014.

**Minor League Highlights:** **2015:** Batted a combined .296 (133-450) with 29 doubles, seven triples, five home runs, 53 RBI, 88 runs scored and 53 stolen bases over 123 games between Class A Kannapolis and Class A Winston-Salem ... was successful on 77.9 percent (53-68) of his stolen base attempts ... ranked second in the South Atlantic League in on-base percentage (.408), third in walks (69) and sixth in stolen bases (42) ... was named a SAL midseason All-Star ... led Kannapolis in walks, runs (64), steals (42), doubles (23), on-base percentage and batting average (.285) ... recorded a 17-game on-base streak from 5/21-6/6 (17 H/13 BB). **2014:** Combined to hit .346 (63-182) with 11 doubles, five home runs, 26 RBI, 32 runs scored and nine stolen bases over 45 games between Arizona Rookie League White Sox and Kannapolis.

**Miscellaneous/Personal:** Won an Olympic Silver Medal in the 5000m relay (speed skating) with Team USA at the Sochi Olympics in 2014 ... was an All-Conference shortstop at Salt Lake Community College in 2011.

YEAR	CLUB	AVG	G	AB	R	H	TB	2B	3B	HR	RBI	SH	SF	HB	BB	SO	SB	CS	OBP	SLG	E
2014	AZL White Sox	.291	27	110	20	32	45	5	1	2	12	0	0	0	20	24	5	6	.400	.409	9
	Kannapolis	.431	18	72	12	31	46	6	0	3	14	0	0	1	7	10	4	4	.488	.639	5
2015	Kannapolis	.285	89	330	64	94	135	23	6	2	39	6	3	2	69	68	42	8	.408	.409	25
	Winston-Salem	.325	34	120	24	39	56	6	1	3	14	2	2	0	19	17	11	7	.411	.467	5
<b>MINOR TOTALS</b>		<b>.310</b>	<b>168</b>	<b>632</b>	<b>120</b>	<b>196</b>	<b>282</b>	<b>40</b>	<b>8</b>	<b>10</b>	<b>79</b>	<b>8</b>	<b>5</b>	<b>3</b>	<b>115</b>	<b>119</b>	<b>62</b>	<b>25</b>	<b>.416</b>	<b>.446</b>	<b>44</b>

# MINOR LEAGUE PLAYERS

## AUSTIN, BRETT — Catcher

Bats: Switch

Throws: Right

Born: November 24, 1992, Charlotte, N.C.

Height: 6-1

Weight: 210

Resides: Fayetteville, N.C.

Recommended/Signed By: Abe Fernandez (White Sox).

Sox Acquisition: Selected in the fourth round, June 2014 First-Year Player Draft.

**Minor League Highlights: 2015:** Hit .201 (66-328) with 13 doubles, five triples, four home runs and 35 RBI over 94 games between Class A Kannapolis and Class A Winston-Salem ... was named to the South Atlantic League midseason All-Star Team. **2014:** Made his pro debut with Kannapolis ... recorded a season-high, 10-game hitting streak from 6/24-7/8 (.333, 12-36) ... was rated by *Baseball America* as having the Most Intriguing Background among White Sox draft picks.

**Miscellaneous/Personal:** Attended North Carolina State University, where he was teammates with White Sox 2014 first-round pick Carlos Rodon ... was named First Team All-ACC in 2014 after leading the Wolfpack with a .344 batting average ... was a semifinalist for the Johnny Bench Award, recognizing the nation's top catcher.

YEAR	CLUB	AVG	G	AB	R	H	TB	2B	3B	HR	RBI	SH	SF	HB	BB	SO	SB	CS	OBP	SLG	E
2014	Kannapolis	.235	42	153	16	36	48	12	0	0	15	0	3	1	18	47	1	1	.314	.314	5
2015	Kannapolis	.201	85	293	29	59	93	12	5	4	33	4	3	0	35	74	1	1	.284	.317	4
	Winston-Salem	.200	9	35	3	7	8	1	0	0	2	0	0	0	6	0	0	.200	.229	0	
<b>MINOR TOTALS</b>		<b>.212</b>	<b>136</b>	<b>481</b>	<b>48</b>	<b>102</b>	<b>149</b>	<b>12</b>	<b>5</b>	<b>4</b>	<b>33</b>	<b>7</b>	<b>6</b>	<b>1</b>	<b>53</b>	<b>127</b>	<b>2</b>	<b>2</b>	<b>.288</b>	<b>.310</b>	<b>9</b>

## BALL, MATT — Pitcher

Bats: Right

Throws: Right

Born: January 23, 1995, San Diego, Calif.

Height: 6-5

Weight: 200

Resides: San Diego, Calif.

Recommended/Signed By: George Kachigian (White Sox).

Sox Acquisition: Selected in the 11th round, June 2013 First-Year Player Draft.

**Minor League Highlights: 2015:** Was named Pioneer League Pitcher of the Week for the period of 7/27-8/2 at Advanced Rookie Great Falls ... threw 6.0 scoreless IP on 7/30 vs. Helena, allowing one hit with eight strikeouts.

**Miscellaneous/Personal:** Named the 2013 Mesa League Pitcher of the Year out of Bonita Vista High School while ranking among the San Diego Section leaders with 119 strikeouts and a 0.86 ERA ... committed to Long Beach State prior to signing with Chicago.

YEAR	CLUB	W-L	PCT	ERA	G	GS	CG	SHO	SV	IP	H	R	ER	HR	HB	BB-I	SO	WP	BK	AVG
2013	Bristol	0-1	.000	4.84	14	0	0	0	0	22.1	25	18	12	1	3	8-0	23	2	1	.272
2014	Great Falls	3-6	.333	7.26	14	13	0	0	0	57.0	81	60	46	6	1	21-0	42	3	1	.319
2015	Great Falls	2-9	.182	8.16	15	15	0	0	0	60.2	80	61	55	7	6	34-0	52	8	2	.325
<b>MINOR TOTALS</b>		<b>5-16</b>	<b>.238</b>	<b>7.26</b>	<b>43</b>	<b>28</b>	<b>0</b>	<b>0</b>	<b>0</b>	<b>140.0</b>	<b>186</b>	<b>139</b>	<b>113</b>	<b>14</b>	<b>10</b>	<b>63-0</b>	<b>117</b>	<b>13</b>	<b>4</b>	<b>.314</b>

## BANKS, TANNER — Pitcher

Bats: Right

Throws: Left

Born: October 24, 1991, Murray, Utah

Height: 6-1

Weight: 195

Resides: Bluff Dale, Utah

Recommended/Signed By: John Kazanas (White Sox)

Sox Acquisition: Selected in the 18th round, June 2014 First-Year Player Draft.

**Minor League Highlights: 2015:** Went a combined 5-5 with a 2.71 ERA (26 ER/86.1 IP) and 43 strikeouts in 22 appearances (14 starts) between Advanced Rookie Great Falls and Class A Kannapolis ... was named co-recipient of the Logan Hurlbert Pitcher of the Year Award in the Pioneer League ... was named a PL mid and postseason All-Star ... was the starting pitcher for the PL All-Star Team ... led the league in ERA (2.51) and WHIP (1.02) and ranked third in IP (75.1) and opponents average (.248) ... earned PL Pitcher of the Week honors twice (7/13-19 and 8/31-9/6). **2014:** Combined to go 1-1 with a 1.48 ERA (4 ER/24.1 IP) and 33 strikeouts in 15 relief appearances between Arizona Rookie League White Sox and Kannapolis ... averaged 12.2 strikeouts per 9.0 IP (33 SO/24.1 IP) with a 5.50 strikeout-to-walk ratio (34 SO/6 BB) while holding lefties to a .111 (3-27) average.

**Miscellaneous/Personal:** Graduated from the University of Utah in 2014 ... made 18 appearances with eight starts on the mound his senior year ... is a 2010 graduate of Riverton (Utah) High School.

YEAR	CLUB	W-L	PCT	ERA	G	GS	CG	SHO	SV	IP	H	R	ER	HR	HB	BB-I	SO	WP	BK	AVG
2014	AZL White Sox	1-1	.500	1.64	14	0	0	0	3	22.0	14	4	4	0	0	6-0	31	0	0	.184
	Kannapolis	0-0	.000	0.00	1	0	0	0	0	2.1	2	0	0	0	0	0-0	2	0	0	.222
2015	Great Falls	5-5	.500	2.51	14	14	0	0	0	75.1	71	31	21	3	2	6-0	38	2	0	.248
	Kannapolis	0-0	.000	4.09	8	0	0	0	1	11.0	14	9	5	0	0	3-0	5	1	0	.304
<b>MINOR TOTALS</b>		<b>6-6</b>	<b>.500</b>	<b>2.44</b>	<b>37</b>	<b>14</b>	<b>0</b>	<b>0</b>	<b>4</b>	<b>110.2</b>	<b>101</b>	<b>44</b>	<b>30</b>	<b>3</b>	<b>2</b>	<b>15-0</b>	<b>76</b>	<b>3</b>	<b>0</b>	<b>.242</b>

\*Led League

## White Sox 2015 Minor-League All-Stars

### Charlotte-International League

Matt Davidson (Midseason)  
Erik Johnson (Mid/Postseason)  
Zach Phillips (Midseason)  
Trayce Thompson (Midseason)

### Birmingham-Southern League

Tim Anderson (Mid/Postseason)  
Joey DeMichele (Midseason)  
Christian Marrero (Postseason)  
Jacob May (Mid/Postseason)  
Frankie Montas (Midseason)  
Adrian Nieto (Midseason)

### Winston-Salem-Carolina League

James Dykstra (Midseason)  
Adam Engel (Postseason)  
Matt Heidenreich (Mid/Postseason)  
Trey Michalczewski (Mid/Postseason)  
Omar Narvaez (Mid/Postseason)  
Jake Peter (Postseason)

### Kannapolis-South Atlantic League

Eddy Alvarez (Midseason)  
Brett Austin (Midseason)

### Great Falls-Pioneer League

Tanner Banks (Postseason)

### AZL White Sox-Arizona League

Bradley Strong (Postseason)  
Corey Zangari (Postseason)  
Seby Zavala (Postseason)

# MINOR LEAGUE PLAYERS

## BARNETTE, TYLER — Pitcher

**Bats:** Right **Throws:** Right **Born:** May 28, 1992, Birmingham, Ala.  
**Height:** 6-2 **Weight:** 220 **Resides:** Hickory, N.C.

**Recommended/Signed By:** Andrew Pinter (White Sox).

**Sox Acquisition:** Selected in the 14th round, June 2013 First-Year Player Draft.

**Minor League Highlights:** **2015:** Combined to go 5-4 with a 2.26 ERA (20 ER/79.2 IP) and 53 strikeouts over 32 appearances (six starts) between Class A Winston-Salem and Class AA Birmingham ... went 3-2 with a 0.66 ERA (2 ER/27.1 IP) in six starts with the Barons ... was on the disabled list from 4/9-16 (left oblique strain) and 5/30-6/7 (blister on right middle finger). **2014:** Went a combined 2-8 with a 5.67 ERA (59 ER/93.2 IP) and 61 strikeouts in 30 appearances (11 starts) between Class A Kannapolis, Winston-Salem and Class AAA Charlotte ... was on the disabled list from 6/25-7/9 with a blister on his right ring finger.

**Miscellaneous/Personal:** Was named Atlantic Coast Conference Freshman of the Year at the University of North Carolina in 2011 and was a First-Team Freshman All-American after he tied for second in the conference with 10 wins and third with a 2.29 ERA ... is a graduate of Hickory (N.C.) High School ... earned All-State honors as a senior ... was selected by the Red Sox in the ninth round of the 2010 draft but did not sign.

YEAR	CLUB	W-L	PCT	ERA	G	GS	CG	SHO	SV	IP	H	R	ER	HR	HB	BB-I	SO	WP	BK	AVG
2013	Bristol	1-4	.200	5.73	13	6	0	0	1	33.0	36	21	21	1	0	10-0	19	1	0	.286
2014	Kannapolis	2-8	.200	5.08	25	11	0	0	1	85.0	100	58	48	4	4	21-0	52	3	1	.302
	Charlotte	0-0	.000	9.53	3	0	0	0	0	5.2	10	11	6	0	0	3-0	6	0	0	.357
	Winston-Salem	0-0	.000	15.00	2	0	0	0	0	3.0	7	7	5	0	0	2-0	3	0	0	.438
2015	Winston-Salem	0-0	.000	0.00	3	0	0	0	0	4.0	4	1	0	0	0	2-0	2	0	0	.308
	Birmingham	5-4	.556	2.38	29	6	0	0	1	75.2	72	27	20	3	1	25-2	51	6	0	.249
<b>MINOR TOTALS</b>		<b>8-16</b>	<b>.333</b>	<b>4.36</b>	<b>75</b>	<b>23</b>	<b>0</b>	<b>0</b>	<b>3</b>	<b>206.1</b>	<b>229</b>	<b>125</b>	<b>100</b>	<b>8</b>	<b>5</b>	<b>63-2</b>	<b>133</b>	<b>10</b>	<b>1</b>	<b>.285</b>

## BARNUM, KEON — Infielder

**Bats:** Left **Throws:** Left **Born:** January 16, 1993, Tampa, Fla.  
**Height:** 6-5 **Weight:** 245 **Resides:** Tampa, Fla.

**Recommended/Signed By:** Joe Siers (White Sox).

**Sox Acquisition:** Selected as a sandwich pick between the first and second rounds (48th overall), June 2012 First-Year Player Draft.

**Minor League Highlights:** **2015:** Ranked fifth in the Carolina League with 67 RBI ... was on the disabled list from 5/12-6/16 with a strained right oblique ... participated in the White Sox hitters minicamp at Camelback Ranch in Glendale, Ariz. from 1/4-7. **2014:** Posted a .289 (74-256) average in the second half for Winston-Salem ... attended a White Sox hitters minicamp in Glendale, Ariz. from 1/14-16. **2013:** Was limited to 56 games at Class A Kannapolis ... began the season on the disabled list after undergoing surgery to remove the hamate bone in his right hand ... was on the disabled list with a concussion from 8/2-17 ... entered the season ranked by *Baseball America* as the No. 8 Prospect in the organization. **2012:** Was limited by a shoulder injury to 13 games at Advanced Rookie Bristol ... did not play between 6/24-8/3 and from 8/13-remainder of the season ... ranked by *Baseball America* as the Best Power Hitter (along with Courtney Hawkins) in the White Sox draft class.

**Miscellaneous/Personal:** Is a 2012 graduate of King High School in Tampa ... set a team record with a .491 average as a junior and was named to the 2011 Perfect Game Underclass Team.

YEAR	CLUB	AVG	G	AB	R	H	TB	2B	3B	HR	RBI	SH	SF	HB	BB	SO	SB	CS	OBP	SLG	E
2012	Bristol	.279	13	43	6	12	22	1	0	3	8	0	1	0	5	13	0	0	.347	.512	3
2013	Kannapolis	.254	56	201	22	51	81	13	1	5	26	1	2	0	19	65	0	0	.315	.403	10
2014	Winston-Salem	.253	132	491	49	124	179	29	1	8	60	1	2	2	37	163	3	0	.306	.365	19
2015	Winston-Salem	.257	105	382	40	98	149	24	0	9	67	2	5	4	35	112	0	1	.322	.390	11
<b>MINOR TOTALS</b>		<b>.255</b>	<b>306</b>	<b>1117</b>	<b>117</b>	<b>285</b>	<b>431</b>	<b>67</b>	<b>2</b>	<b>25</b>	<b>161</b>	<b>4</b>	<b>10</b>	<b>6</b>	<b>96</b>	<b>353</b>	<b>3</b>	<b>1</b>	<b>.315</b>	<b>.386</b>	<b>43</b>

## BARROW, DYLAN — Pitcher

**Bats:** Right **Throws:** Right **Born:** July 29, 1993, Brandon, Fla.  
**Height:** 6-3 **Weight:** 195 **Resides:** Lithia, Fla.

**Recommended/Signed By:** Steve Nichols (White Sox).

**Sox Acquisition:** Selected in the 23rd round, June 2015 First-Year Player Draft.

**Minor League Highlights:** **2015:** Made 17 relief appearances for Advanced Rookie Great Falls in his first professional season ... posted a 3.07 ERA (5 ER/14.2 IP) during the second half, compared to a 11.17 ERA (12 ER/9.2 IP) in the first half.

**Miscellaneous/Personal:** Attended the University of Tampa ... was selected to the NCAA South Regional All-Tournament Team as a senior ... is a graduate of Durant High School in Plant City, Fla.

YEAR	CLUB	W-L	PCT	ERA	G	GS	CG	SHO	SV	IP	H	R	ER	HR	HB	BB-I	SO	WP	BK	AVG
2015	Great Falls	1-1	.500	6.29	17	0	0	0	1	24.1	23	19	17	5	0	12-0	24	9	0	.250

## BASTO, NICK — Outfielder

**Bats:** Right **Throws:** Right **Born:** April 1, 1994, Miami, Fla.  
**Height:** 6-2 **Weight:** 210 **Resides:** Davie, Fla.

**Recommended/Signed By:** Jose Ortega (White Sox).

**Sox Acquisition:** Selected in the fifth round, June 2012 First-Year Player Draft.

**Minor League Highlights:** **2015:** Combined to hit .208 (92-443) with 29 doubles, 10 home runs and 51 RBI over 125 games between Class A Kannapolis and Class A Winston-Salem ... recorded a season-high, 16-game hitting streak from 7/5- 21. **2014:** Hit .266 (94-354) with 17 doubles, four triples, eight home runs and 45 RBI over 96 games between the Arizona Rookie League White Sox and Winston-Salem ... was on the disabled list from 6/18-7/3 (left shoulder strain) and 8/2-9 (left shoulder contusion). **2013:** Combined to hit .218 (50-229) with four doubles, two triples, two home runs and 26 RBI over 69 games between Advanced Rookie Great Falls and Kannapolis.

**Miscellaneous/Personal:** Is a 2012 graduate of Archbishop McCarthy High School in Southwest Ranches, Fla. ... was named to the Rawlings Florida All-Region Second Team as a junior in 2011 ... committed to play baseball for Florida International University.

# MINOR LEAGUE PLAYERS

YEAR	CLUB	AVG	G	AB	R	H	TB	2B	3B	HR	RBI	SH	SF	HB	BB	SO	SB	CS	OBP	SLG	E
2012	Bristol	.238	59	210	12	50	61	4	2	1	21	0	6	6	12	51	0	1	.291	.290	24
2013	Great Falls	.309	13	55	3	17	24	0	2	1	11	0	1	0	0	17	0	0	.304	.436	4
	Kannapolis	.190	54	174	13	33	40	4	0	1	15	1	2	1	10	44	1	2	.235	.230	15
2014	AZL White Sox	.282	9	39	7	11	21	3	2	1	10	0	0	1	1	7	0	0	.317	.538	2
	Winston Salem	.263	87	315	39	83	122	14	2	7	35	0	3	5	19	66	1	4	.700	.387	31
2015	Kannapolis	.217	42	143	22	31	51	11	0	3	18	0	5	5	17	35	2	2	.312	.357	3
	Winston-Salem	.203	83	300	33	61	100	18	0	7	33	1	3	5	19	94	1	2	.260	.333	13
<b>MINOR TOTALS</b>		<b>.231</b>	<b>347</b>	<b>1236</b>	<b>129</b>	<b>286</b>	<b>419</b>	<b>54</b>	<b>8</b>	<b>21</b>	<b>143</b>	<b>2</b>	<b>20</b>	<b>23</b>	<b>78</b>	<b>314</b>	<b>5</b>	<b>11</b>	<b>.285</b>	<b>.339</b>	<b>92</b>

## BLACKMAR, MARK — Pitcher

**Bats:** Right      **Throws:** Right      **Born:** April 28, 1992, Corpus Christi, Texas  
**Height:** 6-3      **Weight:** 215      **Resides:** Corpus Christi, Texas

**Recommended/Signed By:** John Tumminia (White Sox).

**Sox Acquisition:** Obtained from Baltimore with RHP Miguel Chalas in exchange for OF Alejandro De Aza, August 30, 2014.

**Minor League Highlights: 2015:** Ranked fifth in the Southern League in IP (151.1) and eighth in ERA (3.63) at Class AA Birmingham ... ranked second among White Sox minor leaguers in IP. **2014:** Went 10-0 with a 2.94 ERA (37 ER/113.1 IP), one complete game and 73 strikeouts over his last 21 games (18 starts) with Class A Frederick ... threw his first professional complete game on 8/24 at Potomac ... was traded by Baltimore with pitcher Miguel Chalas to the White Sox in exchange for outfielder Alejandro De Aza on 8/30. **2012:** Tied for the team lead in wins (4) and ranked second in IP (63.0) with Class A Aberdeen. **2011:** Posted a 3-0 record with a 0.00 ERA (17.2 IP) and four saves in four chances in his pro debut ... was selected by the Orioles in the 16th round of the First-Year Player Draft.

**Miscellaneous/Personal:** Attended Temple University in Philadelphia, Penn.

YEAR	CLUB	W-L	PCT	ERA	G	GS	CG	SHO	SV	IP	H	R	ER	HR	HB	BB-I	SO	WP	BK	AVG
2011	GCL Orioles	3-0	1.000	0.00	10	0	0	0	4	17.2	9	0	0	0	0	8-0	15	1	0	.153
2012	Aberdeen	4-3	.571	3.57	14	7	0	0	0	63.0	65	33	25	1	4	23-0	29	4	1	.272
2013	Delmarva	4-9	.308	5.53	24	11	0	0	0	86.1	110	57	53	1	2	29-1	48	7	1	.311
2014	Frederick	10-1	.909	3.18	26	18	1	0	1	130.1	109	54	46	5	7	32-0	83	3	2	.229
2015	Birmingham	6-8	.429	3.63	26	26	1	0	0	151.1	142	69	61	7	6	55-1	65	2	0	.250
<b>MINOR TOTALS</b>		<b>27-21</b>	<b>.563</b>	<b>3.71</b>	<b>100</b>	<b>62</b>	<b>2</b>	<b>0</b>	<b>5</b>	<b>448.2</b>	<b>435</b>	<b>213</b>	<b>185</b>	<b>14</b>	<b>19</b>	<b>147-2</b>	<b>240</b>	<b>17</b>	<b>4</b>	<b>.256</b>

## BREWSTER, BEN — Pitcher

**Bats:** Left      **Throws:** Left      **Born:** November 14, 1991, Baltimore, Md.  
**Height:** 6-4      **Weight:** 215      **Resides:** Baltimore, Md.

**Recommended/Signed By:** Steve Nichols (White Sox).

**Sox Acquisition:** Selected in the 15th round, June 2014 First-Year Player Draft.

**Minor League Highlights: 2014:** Went 2-1 with a 1.48 ERA (4 ER/24.1 IP) and 28 strikeouts over 14 appearances with the Arizona Rookie League White Sox, Class A Kannapolis and Class A Winston-Salem in his first professional season.

**Miscellaneous/Personal:** Is a 2014 graduate of the University of Maryland ... majored in Kinesiology ... graduated from The Park School of Baltimore (Md.) in 2010.

YEAR	CLUB	W-L	PCT	ERA	G	GS	CG	SHO	SV	IP	H	R	ER	HR	HB	BB-I	SO	WP	BK	AVG	
2014	AZL White Sox	0-0	.000	0.00	2	0	0	0	0	4.0	1	0	0	0	1	2-0	6	0	0	.083	
	Kannapolis	2-0	1.000	1.72	8	0	0	0	1	15.2	9	4	3	0	2	5-0	17	0	0	.164	
	Winston-Salem	0-1	.000	1.80	4	0	0	0	0	5.0	5	2	1	0	1	5-0	5	0	1	.238	
2015	DID NOT PLAY																				
<b>MINOR TOTALS</b>		<b>2-1</b>	<b>.667</b>	<b>1.46</b>	<b>14</b>	<b>0</b>	<b>0</b>	<b>0</b>	<b>1</b>	<b>24.2</b>	<b>15</b>	<b>6</b>	<b>4</b>	<b>0</b>	<b>4</b>	<b>12-0</b>	<b>28</b>	<b>0</b>	<b>1</b>	<b>.170</b>	

## BUMMER, AARON — Pitcher

**Bats:** Left      **Throws:** Left      **Born:** September 21, 1993, Valencia, Calif.  
**Height:** 6-3      **Weight:** 200      **Resides:** Frisco, Texas

**Recommended/Signed By:** J.J. Lally (White Sox).

**Sox Acquisition:** Selected in the 19th round, June 2014 First-Year Player Draft.

**Minor League Highlights: 2015:** Did not play after having season-ending surgery on 4/7 to remove loose bodies in his left forearm. **2014:** Did not allow an earned run in 12 of his 16 appearances in his first professional season at Advanced Rookie Great Falls ... posted a 0.90 ERA (1 ER/10.0 IP) in eight games at home ... held lefties to a .214 (6-28) average.

**Miscellaneous/Personal:** Attended the University of Nebraska, where he went 11-6 with a 3.06 ERA, one save and 110 strikeouts over 51 career appearances (23 starts) ... is a 2010 graduate of Sunrise Mountain High School in Peoria, Ariz.

YEAR	CLUB	W-L	PCT	ERA	G	GS	CG	SHO	SV	IP	H	R	ER	HR	HB	BB-I	SO	WP	BK	AVG	
2014	Great Falls	0-0	.000	2.45	16	0	0	0	1	22.0	18	7	6	1	2	6-0	28	3	0	.222	
2015	DID NOT PLAY DUE TO INJURY																				
<b>MINOR TOTALS</b>		<b>0-0</b>	<b>.000</b>	<b>2.45</b>	<b>16</b>	<b>0</b>	<b>0</b>	<b>0</b>	<b>1</b>	<b>22.0</b>	<b>18</b>	<b>7</b>	<b>6</b>	<b>1</b>	<b>2</b>	<b>6-0</b>	<b>28</b>	<b>3</b>	<b>0</b>	<b>.222</b>	

## Talking About Playoffs

Advanced Rookie Great Falls earned eight straight Pioneer League playoff berths from 2007-14. The Voyagers were the only PL team to make the playoffs every season during that span, winning the league title in 2011 and 2008.

# MINOR LEAGUE PLAYERS

## CALIFANO, FRANK — Outfielder

**Bats:** Left **Throws:** Left **Born:** March 31, 1994, Alpine, Calif.  
**Height:** 5-11 **Weight:** 180 **Resides:** Alpine, Calif.

**Recommended/Signed By:** Garrett Guest (White Sox).

**Sox Acquisition:** Selected in the 19th round, June 2015 First-Year Player Draft.

**Minor League Highlights: 2015:** Led Advanced Rookie Great Falls in on-base percentage (.365) and ranked second in stolen bases (7) in his first professional season ... finished eighth among White Sox minor leaguers with a .291 (53-182) batting average.

**Miscellaneous/Personal:** Attended Youngstown State University ... was named First-Team All-Horizon League in his junior season ... attended Golden West College from 2012-14 ... is a graduate of Steele Canyon High School in Spring Valley, Calif.

YEAR	CLUB	AVG	G	AB	R	H	TB	2B	3B	HR	RBI	SH	SF	HB	BB	SO	SB	CS	OBP	SLG	E
2015	Great Falls	.291	53	182	23	53	62	5	2	0	19	3	0	2	19	39	7	3	.365	.341	1

## CASEY, JARRETT — Pitcher

**Bats:** Right **Throws:** Left **Born:** October 27, 1987, Indianapolis, Ind.  
**Height:** 6-0 **Weight:** 200 **Resides:** Indianapolis, Ind.

**Recommended/Signed By:** Phil Gulley (White Sox).

**Sox Acquisition:** Selected in the 32nd round, June 2010 First-Year Player Draft.

**Minor League Highlights: 2015:** Ranked ninth in the organization with nine wins at Class AAA Charlotte ... was 5-1 with a 1.44 ERA (4 ER/25.0 IP) over 17 road appearances, compared to 4-1 with a 6.54 mark (23 ER/31.2 IP) in 19 games at home. **2014:** Went 3-3 with a 2.14 ERA (16 ER/67.1 IP), four saves and 43 strikeouts in 38 games between Class A Winston-Salem, Class AA Birmingham and Charlotte ... his 1.98 ERA (9 ER/41.0 IP) with the Barons led all relievers on the team. **2013:** Combined to go 2-4 with a 3.61 ERA (27 ER/67.1 IP), 52 strikeouts and one save over 37 appearances (one start) between Winston-Salem and Birmingham ... tossed 3.1 scoreless IP over two games in the Southern League playoffs.

**Miscellaneous/Personal:** Attended Northern Kentucky University ... earned All-Great Lakes Valley Conference honors as a junior and senior ... began his career at Indiana University ... is a 2006 graduate of Lawrence Central High School in Indianapolis, Ind.

YEAR	CLUB	W-L	PCT	ERA	G	GS	CG	SHO	SV	IP	H	R	ER	HR	HB	BB-I	SO	WP	BK	AVG
2010	Bristol	1-7	.125	4.33	15	9	0	0	3	54.0	55	35	26	5	2	13-0	32	3	1	.261
2011	Great Falls	4-1	.800	4.40	10	10	0	0	0	47.0	59	28	23	3	1	10-0	45	1	1	.317
2012	Kannapolis	5-8	.385	5.81	33	9	0	0	1	91.1	100	63	59	12	6	44-1	62	9	0	.277
2013	Winston-Salem	2-3	.400	2.91	30	0	0	0	1	55.2	36	18	18	4	5	23-0	44	2	0	.184
	Birmingham	0-1	.000	6.94	7	1	0	0	0	11.2	18	12	9	2	2	2-0	8	1	0	.340
2014	Winston-Salem	1-0	1.000	0.00	6	0	0	0	2	8.0	5	0	0	0	1	2-0	11	0	0	.179
	Birmingham	1-0	1.000	1.98	20	0	0	0	1	41.0	26	9	9	2	1	17-0	26	5	0	.184
	Charlotte	1-3	.250	3.44	12	0	0	0	1	18.1	21	14	7	2	0	10-0	6	1	0	.292
2015	Charlotte	9-2	.818	4.29	36	0	0	0	0	56.2	59	27	27	7	1	23-0	6	6	0	.271
<b>MINOR TOTALS</b>		<b>24-25</b>	<b>.490</b>	<b>4.18</b>	<b>169</b>	<b>29</b>	<b>0</b>	<b>0</b>	<b>9</b>	<b>383.2</b>	<b>379</b>	<b>206</b>	<b>178</b>	<b>37</b>	<b>19</b>	<b>144-1</b>	<b>278</b>	<b>28</b>	<b>2</b>	<b>.259</b>

## CASTILLO, LUIS — Infielder

**Bats:** Right **Throws:** Right **Born:** July 14, 1996, La Romana, Dominican Republic  
**Height:** 6-3 **Weight:** 200 **Resides:** La Romana, Dominican Republic

**Recommended/Signed By:** Miguel Peguero (White Sox).

**Sox Acquisition:** Signed as a free agent, October 28, 2012.

**Minor League Highlights: 2015:** Hit in a season-high nine straight games from 7/11-22 (.344, 11-32).

YEAR	CLUB	AVG	G	AB	R	H	TB	2B	3B	HR	RBI	SH	SF	HB	BB	SO	SB	CS	OBP	SLG	E
2015	DSL White Sox	.231	40	143	14	33	38	3	1	0	16	1	3	2	12	38	0	0	.294	.266	12

## CHALAS, MIGUEL — Pitcher

**Bats:** Right **Throws:** Right **Born:** June 27, 1992, Seibo, Dominican Republic  
**Height:** 5-11 **Weight:** 155 **Resides:** Seibo, Dominican Republic

**Recommended/Signed By:** John Tumminia (White Sox).

**Sox Acquisition:** Obtained from Baltimore with RHP Mark Blackmar in exchange for OF Alejandro De Aza, August 30, 2014.

**Minor League Highlights: 2015:** Combined to go 4-6 with a 4.73 ERA (37 ER/70.1 IP) and 54 strikeouts in 37 games with Class AA Birmingham and Class AAA Charlotte. **2014:** Combined to go 3-4 with a 4.48 ERA (38 ER/76.1 IP) and 54 strikeouts in 30 games with Class A Frederick and Class AAA Norfolk in the Baltimore organization ... did not make an appearance after being traded by the Orioles with pitcher Mark Blackmar to the White Sox in exchange for outfielder Alejandro De Aza on 8/30. **2013:** Split the season between Class A Delmarva and Frederick, going 2-4 with a 3.48 ERA (34 ER/88.0 IP) and 58 strikeouts in 35 appearances. **2012:** Led Delmarva in wins (9) and ranked third in IP (113.0), starts (21) and strikeouts (76). **2011:** Went 5-4 with a 3.24 ERA (18 ER/50.0 IP) and 48 strikeouts in 12 appearances (eight starts) between the Gulf Coast Orioles and Class A Aberdeen.

YEAR	CLUB	W-L	PCT	ERA	G	GS	CG	SHO	SV	IP	H	R	ER	HR	HB	BB-I	SO	WP	BK	AVG
2010	DSL Orioles	5-1	.833	1.72	14	13	2	0	0	78.1	56	21	15	1	6	16-0	64	2	0	.196
2011	GCL Orioles	5-3	.625	2.93	11	7	0	0	0	46.0	46	17	15	1	4	8-0	42	2	1	.266
	Aberdeen	0-1	.000	6.75	1	1	0	0	0	4.0	7	5	3	0	0	0-0	6	2	0	.368
2012	Delmarva	9-8	.529	5.02	24	21	0	0	0	113.0	128	76	63	11	8	43-0	76	6	1	.293
2013	Delmarva	1-1	.500	3.24	13	0	0	0	0	33.1	28	14	12	2	2	11-0	29	1	1	.231
	Frederick	1-3	.250	3.62	22	0	0	0	2	54.2	59	23	22	6	5	10-0	29	1	0	.284
2014	Frederick	2-3	.400	4.80	28	0	0	0	0	69.1	76	41	37	7	0	20-0	49	5	1	.276
	Norfolk	1-1	.500	1.29	2	0	0	0	0	7.0	2	1	1	1	0	6-0	5	0	0	.091
2015	Birmingham	3-0	1.000	2.03	14	0	0	0	0	26.2	15	6	6	0	0	4-0	19	0	0	.163
	Charlotte	1-6	.143	6.39	23	4	0	0	0	43.2	53	31	31	5	2	15-1	35	0	1	.298
<b>MINOR TOTALS</b>		<b>28-27</b>	<b>.509</b>	<b>3.88</b>	<b>152</b>	<b>46</b>	<b>2</b>	<b>0</b>	<b>2</b>	<b>476.0</b>	<b>470</b>	<b>235</b>	<b>205</b>	<b>34</b>	<b>27</b>	<b>133-1</b>	<b>354</b>	<b>19</b>	<b>5</b>	<b>.260</b>



# MINOR LEAGUE PLAYERS

## CHARLESTON, JACK — Pitcher

**Bats:** Left **Throws:** Right **Born:** September 14, 1992, Jacksonville, Fla.  
**Height:** 6-5 **Weight:** 165 **Resides:** Gainesville, Fla.

**Recommended/Signed By:** Warren Hughes (White Sox).

**Sox Acquisition:** Selected in the 30th round, June 2015 First-Year Player Draft.

**Minor League Highlights: 2015:** Made 16 relief appearances for the Arizona League White Sox, tied for the team lead ... posted a 3.18 ERA (2 ER/5.2 IP) over his last six outings (5.83 ERA over his first 10).

**Miscellaneous/Personal:** Attended Faulkner University ... went 10-1 with a 1.70 ERA (19 ER/100.2 IP) and 83 strikeouts as a sophomore ... his father, Greg, played for the Mets from 1977-78 ... is a graduate of Buchholz High School in Gainesville, Fla.

YEAR	Club	W-L	PCT	ERA	G	GS	CG	SHO	SV	IP	H	R	ER	HR	HB	BB-I	SO	WP	BK	AVG
2015	AZL White Sox	0-2	.000	5.00	16	0	0	0	1	18.0	17	16	10	0	3	6-0	18	3	0	.236

## CHERRY, TAYLOR — Pitcher

**Bats:** Right **Throws:** Right **Born:** June 24, 1993, Dayton, Ohio  
**Height:** 6-3 **Weight:** 230 **Resides:** Dayton, Ohio

**Recommended/Signed By:** Phil Gulley (White Sox).

**Sox Acquisition:** Selected in the 32nd round, June 2015 First-Year Player Draft.

**Minor League Highlights: 2015:** Combined to go 1-1 with a 0.36 ERA (1 ER/25.1 IP) and 29 strikeouts in 16 appearances between the Arizona League White Sox and Advanced Rookie Great Falls ... led all AZL White Sox relievers with a 0.42 ERA (1 ER/21.1 IP) ... tossed 2.0 scoreless IP in relief in his only appearance during the AZL playoffs.

**Miscellaneous/Personal:** Attended the University of North Carolina ... went 3-3 with a 4.75 ERA (28 ER/53.0 IP) and 30 strikeouts in 20 appearances (eight starts) over his two seasons with the Tar Heels ... is a graduate of Butler High School in Vandalia, Ohio.

YEAR	CLUB	W-L	PCT	ERA	G	GS	CG	SHO	SV	IP	H	R	ER	HR	HB	BB-I	SO	WP	BK	AVG
2015	AZL White Sox	1-1	.500	0.42	14	0	0	0	1	21.1	10	7	1	0	5	9-0	24	1	1	.135
	Great Falls	0-0	.000	0.00	2	0	0	0	1	4.0	1	0	0	0	0	3-0	5	1	0	.077

MINOR TOTALS		1-1	0.500	0.36	16	0	0	0	2	25.1	11	7	1	0	5	12-0	29	2	1	.126
--------------	--	-----	-------	------	----	---	---	---	---	------	----	---	---	---	---	------	----	---	---	------

## CLARK, BRIAN — Pitcher

**Bats:** Right **Throws:** Left **Born:** April 27, 1993, Akron, Ohio  
**Height:** 6-3 **Weight:** 230 **Resides:** Munroe Falls, Ohio

**Recommended/Signed By:** Phil Gulley (White Sox).

**Sox Acquisition:** Selected in the ninth round, June 2014 First-Year Player Draft.

**Minor League Highlights: 2015:** Ranked fifth in the Carolina League with 10 wins ... went 8-2 with a 2.51 ERA (18 ER/64.2 IP) in 24 relief appearances and 2-2 with a 1.85 ERA (5 ER/24.1 IP) over five starts ... was 7-0 with a 0.70 ERA (3 ER/38.1 IP) and 33 strikeouts over his last seven outings (one start) ... earned the win in Game 1 of the Carolina League semifinals against Myrtle Beach, allowing one run on three hits over 5.0 IP in relief. **2014:** Ranked second on Advanced Rookie Great Falls in strikeouts (52), tied for third in IP (48.1) and fourth in starts (9) ... posted a 2-0 record with a 1.36 ERA (2 ER/13.0 IP) in his first eight relief appearances ... allowed just two earned runs over his first eight games ... held lefties to a .208 (10-48) average.

**Miscellaneous/Personal:** Attended Kent State University ... was named to the 2014 MAC All-Tournament Team and Academic All-MAC Team ... participated in the 2012 College World Series ... is a graduate of Stow-Munroe Falls High School in Stow, Ohio.

YEAR	CLUB	W-L	PCT	ERA	G	GS	CG	SHO	SV	IP	H	R	ER	HR	HB	BB-I	SO	WP	BK	AVG
2014	Great Falls	3-4	.429	3.35	15	9	0	0	0	48.1	47	27	18	1	3	14-0	52	3	0	.251
2015	Winston-Salem	10-4	.714	2.33	29	5	0	0	0	89.0	78	29	23	0	1	38-0	85	7	0	.239

MINOR TOTALS		13-8	.619	2.69	44	14	0	0	0	137.1	125	56	41	1	4	52-0	137	10	0	.243
--------------	--	------	------	------	----	----	---	---	---	-------	-----	----	----	---	---	------	-----	----	---	------

## CLETO, MAIKEL — Pitcher

**Bats:** Right **Throws:** Right **Born:** May 1, 1989, Santo Domingo, Dominican Republic  
**Height:** 6-3 **Weight:** 250 **Resides:** Santo Domingo, Dominican Republic

**Recommended/Signed By:** Paul Provas (White Sox).

**Sox Acquisition:** Claimed off waivers from Kansas City, February 26, 2014.

**Major League Highlights: 2014:** Established career highs in games (28), IP (29.1), strikeouts (32) and holds (four) ... averaged 9.2 strikeouts per 9.0 IP ... limited lefties to a .170 average (9-53) and opponents to a .214 mark (24-112) ... was claimed off waivers by Chicago on 2/26 ... made the White Sox Opening Day roster ... made six straight scoreless appearances (6.1 IP) to start the season from 4/2-13, allowing two hits with three holds. **2012:** Made nine relief appearances in two stints with St. Louis ... seven of his nine appearances were at least 1.0 IP ... tossed a career-high 2.1 IP on 6/5 at Houston ... struck out a season-high three on 6/30 at Pittsburgh. **2011:** Made his major-league debut on 6/2 vs. San Francisco, allowing five runs over 2.0 IP in relief and recording his first career strikeout (Nate Schierholz) in the seventh.

**Minor League Highlights: 2015:** Appeared in just 31 games with Class AAA Charlotte before being placed on the disabled list on 7/24 with a sprained right forearm ... missed the remainder of the season. **2013:** Went a combined 3-5 with a 5.52 ERA (56 ER/91.1 IP) and 89 strikeouts over 35 appearances (10 starts) between Class AAA Memphis in the St. Louis organization and Class AAA Omaha in the Kansas City system ... was claimed off waivers by Kansas City on 6/23. **2012:** Made 45 appearances for Memphis and ranked second among club relievers with 66 strikeouts ... pitched for Lacey in the Dominican Winter League. **2011:** Combined to go 8-6 with a 3.81 ERA (57 ER/134.2 IP) and 135 strikeouts over 25 appearances (24 starts) between Class A Palm Beach, Class AA Springfield and Memphis. **2010:** Was on the disabled list from 4/16-5/14 with a strained right shoulder ... made six starts for Peoria in the Arizona Fall League ... traded by Seattle to St. Louis in exchange for infielder Brendan Ryan on 12/12. **2009:** Went 0-4 with a 5.54 ERA (16 ER/26.0 IP) and 25 strikeouts over nine appearances (eight starts) between the Arizona Rookie League Mariners and Class A Clinton ... was on the DL from 6/13-22 (strained right calf) and from 7/7-8/14 (strained left oblique). **2008:** Combined to go 5-12 with a 4.41 ERA (69 ER/140.2 IP) and 82 strikeouts over 26 appearances (23 starts) between Class A Savannah and Class A St. Lucie ... was traded by the Mets to Seattle on 12/10 as part of a three-team, 12-player trade involving Cleveland.

**Miscellaneous/Personal:** Married Susana ... has two children: Brallant and Maikel Jr.

FRONT OFFICE

FIELD STAFF

PLAYERS

OPPONENTS

2015 REVIEW

HISTORY

RECORDS

MINOR LEAGUES

MEDIA/MISC.

# MINOR LEAGUE PLAYERS

## Cleto (cont.)

YEAR	CLUB	W-L	PCT	ERA	G	GS	CG	SHO	SV	IP	H	R	ER	HR	HB	BB-I	SO	WP	BK	AVG
2007	GCL Mets	1-2	.333	5.03	11	4	0	0	1	34.0	34	21	19	2	2	25-0	28	8	0	.270
2008	Savannah	5-11	.313	4.25	25	22	1	1	0	135.2	140	78	64	8	7	34-0	81	25	1	.268
	St. Lucie	0-1	.000	9.00	1	1	0	0	0	5.0	5	5	5	1	0	2-0	1	0	0	.278
2009	AZL Mariners	0-1	.000	13.50	1	0	0	0	0	0.2	3	6	1	0	1	1-0	1	0	0	.500
	Clinton	0-3	.000	5.33	8	8	0	0	0	25.1	35	20	15	4	2	11-0	24	2	0	.321
2010	High Desert	4-9	.308	6.16	23	21	0	0	0	102.1	125	81	70	10	7	44-0	83	19	1	.305
2011	Palm Beach	1-1	.500	2.48	5	5	0	0	0	29.0	20	10	8	2	2	10-0	33	2	0	.180
	Springfield	2-2	.500	3.93	7	6	0	0	0	34.1	40	19	15	2	5	12-1	36	1	0	.301
	Memphis	5-3	.625	4.29	13	13	0	0	0	71.1	57	37	34	6	3	43-0	66	4	1	.218
	ST. LOUIS	0-0	.000	12.46	3	0	0	0	0	4.1	7	6	6	2	0	4-0	6	0	0	.333
2012	ST. LOUIS	0-0	.000	7.00	9	0	0	0	0	9.0	13	7	7	4	1	2-0	15	0	0	.342
	Memphis	3-2	.600	5.37	45	0	0	2		53.2	51	35	32	4	4	22-2	66	6	0	.254
2013	ST. LOUIS	0-0	.000	19.29	1	0	0	0	0	2.1	5	5	5	1	2	1-0	5	0	0	.417
	Memphis	2-3	.400	6.92	16	9	0	0	0	53.1	49	42	41	4	3	53-0	53	4	0	.246
	Omaha	1-2	.333	3.55	19	1	0	0	1	38.0	35	16	15	1	1	21-0	36	5	0	.249
2014	WHITE SOX	0-1	.000	4.60	28	0	0	0	0	29.1	24	18	15	3	3	23-2	32	4	0	.214
	Charlotte	3-0	1.000	5.91	22	0	0	0	3	35.0	37	23	23	7	0	15-0	50	7	0	.272
2015	Charlotte	3-2	.600	3.00	31	0	0	0	5	51.0	31	17	17	6	3	24-0	61	8	0	.172
	MINOR TOTALS	30-42	.417	4.83	227	90	1	1	12	668.2	662	410	359	57	40	317-3	619	91	3	.260
	A.L. TOTALS	0-1	.000	4.60	28	0	0	0	0	29.1	24	18	15	3	3	23-2	32	4	0	.214
	N.L. TOTALS	0-0	.000	10.34	13	0	0	0	0	15.2	25	18	18	7	3	7-0	26	0	0	.352
	MLB TOTALS	0-1	.000	6.60	41	0	0	0	0	45.0	49	36	33	10	6	30-2	58	4	0	.268

## COMITO, CHRIS — Pitcher

Bats: Right      Throws: Right      Born: June 25, 1996, Des Moines, Iowa  
 Height: 6-5      Weight: 220      Resides: Norwalk, Iowa

Recommended/Signed By: J.J. Lally (White Sox).

Sox Acquisition: Selected in the 15th round, June 2015 First-Year Player Draft.

Minor League Highlights: 2015: Finished third in the Arizona Rookie League in wins (5) ... ranked among the AZL White Sox leaders in wins (T1st), starts (T1st, 11) and IP (2nd, 57.0) ... went 3-1 with a 2.10 ERA (7 ER/30.0 IP) over seven appearances (five starts) during the first half of the season, compared to 2-1 with a 4.67 ERA (14 ER/27.0 IP) in six starts over the second half ... earned the win in the AZL championship game on 9/2 at the Mariners, allowing one run on two hits over 5.0 IP.

Miscellaneous/Personal: Graduated in 2015 from Norwalk Community (Iowa) High School ... received First-Team All-State, All-Conference and All-District in 2013 and 2014.

YEAR	CLUB	W-L	PCT	ERA	G	GS	CG	SHO	SV	IP	H	R	ER	HR	HB	BB-I	SO	WP	BK	AVG
2015	AZL White Sox	5-2	.714	3.32	13	11	0	0	0	57.0	63	32	21	5	4	16-0	33	2	1	.285

## COOPER, JACOB — Catcher

Bats: Right      Throws: Right      Born: June 1, 1996, Modesto, Calif.  
 Height: 5-10      Weight: 221      Resides: Modesto, Calif.

Recommended/Signed By: Adam Virchis (White Sox).

Sox Acquisition: Selected in the 20th round, June 2015 First-Year Player Draft.

Minor League Highlights: 2015: Made his professional debut with the Arizona Rookie League White Sox.

Miscellaneous/Personal: Attended Modesto (Calif.) Junior College ... studied kinesiology ... hit .286 (42-147) with six doubles, four triples and 20 RBI as a freshman ... is a graduate of James C. Enochs High School in Modesto, Calif.

YEAR	CLUB	AVG	G	AB	R	H	TB	2B	3B	HR	RBI	SH	SF	HB	BB	SO	SB	CS	OBP	SLG	E
2015	AZL White Sox	.197	29	71	9	14	17	3	0	0	7	1	2	4	7	17	1	0	.298	.239	3

## COOPER, MATT — Pitcher

Bats: Right      Throws: Right      Born: September 30, 1991, Seattle, Wash.  
 Height: 6-0      Weight: 190      Resides: Marysville, Wash.

Recommended/Signed By: Gary Woods (White Sox).

Sox Acquisition: Selected in the 16th round, June 2014 First-Year Player Draft.

Minor League Highlights: 2015: Went 4-0 with a 1.91 ERA (9 ER/42.1 IP), 12 saves and 76 strikeouts in 38 games between Class A Kannapolis and Class A Winston-Salem ... led Kannapolis in ERA (1.89), saves (11) and WHIP (0.73) ... converted nine consecutive save opportunities from 5/30-8/2, posting a 1.98 ERA (6 ER/27.1 IP) during that span. 2014: Was rated by *Baseball America* as having the Best Pro Debut among the White Sox draft class ... averaged 12.4 strikeouts per 9.0 IP (47 SO/34.0 IP) ... made seven straight scoreless appearances (11.1 IP) from 7/20-8/13.

Miscellaneous/Personal: Attended the University of Hawaii ... posted a 1.60 ERA in 2014, the third-lowest single-season mark in school history ... was named Second-Team All-Big West ... was twice voted Big West Pitcher of the Week and was named to the NCAA Player of the Week list in 2014.

YEAR	CLUB	W-L	PCT	ERA	G	GS	CG	SHO	SV	IP	H	R	ER	HR	HB	BB-I	SO	WP	BK	AVG
2014	Great Falls	4-2	.667	3.18	21	0	0	0	1	34.0	32	12	12	3	1	10-0	47	5	0	.246
2015	Kannapolis	3-0	1.000	1.59	30	0	0	0	11	29.2	20	8	7	2	0	9-0	64	4	0	.146
	Winston-Salem	1-0	1.000	1.42	8	0	0	0	1	12.2	11	3	2	0	0	3-0	12	1	0	.224
	MINOR TOTALS	8-2	.800	2.19	59	0	0	0	13	86.1	63	23	21	5	1	22-0	123	10	0	.199

# MINOR LEAGUE PLAYERS

## COSE, JAKE — Pitcher

**Bats:** Switch

**Throws:** Right

**Born:** August 28, 1990, Manteca, Calif.

**Height:** 6-5

**Weight:** 195

**Resides:** Stockton, Calif.

**Recommended/Signed By:** Adam Virchis (White Sox).

**Sox Acquisition:** Selected in the 27th round, June 2011 First-Year Player Draft.

**Minor League Highlights:** **2015:** Held right-handers to a .208 (32-154) average at Class A Winston-Salem ... was 6-1 with a 2.33 ERA (10 ER/38.2 IP) in 18 outings as a reliever and 2-2 with a 2.33 mark (8 ER/32.1 IP) in seven starts ... began the season on the disabled list with right shoulder tendonitis ... was reinstated on 5/5. **2014:** Missed the entire season due to a back injury. **2013:** Went a combined 11-8 with a 3.28 ERA (58 ER/159.1 IP) and 135 strikeouts over 27 starts between Class A Kannapolis and Winston-Salem ... ranked second among White Sox farmhands in strikeouts, fifth in ERA and IP and tied for fifth in wins ... was named the Carolina League Player of the Month for May. **2012:** Tied for the team lead in starts (12) and ranked second in wins (3), IP (61.2) and strikeouts (64) with Advanced Rookie Bristol ... ranked third in the Appalachian League in strikeouts.

**Miscellaneous/Personal:** Attended San Joaquin Delta (Calif.) Junior College, where he helped guide the team to the 2011 California State Title ... graduated in 2008 from St. Mary's High School in Stockton, Calif.

YEAR	CLUB	W-L	PCT	ERA	G	GS	CG	SHO	SV	IP	H	R	ER	HR	HB	BB-I	SO	WP	BK	AVG
2011	Bristol	1-1	.500	8.18	11	0	0	0	0	11.0	16	12	10	3	1	4-0	9	4	0	.327
2012	Bristol	3-6	.333	4.38	12	12	0	0	0	61.2	65	39	30	2	3	21-0	64	11	0	.261
	Kannapolis	0-0	.000	0.00	1	1	0	0	0	3.0	2	0	0	0	1	0-0	4	0	0	.200
2013	Kannapolis	4-3	.571	1.72	10	10	0	0	0	57.2	44	19	11	0	3	21-0	63	4	0	.207
	Winston-Salem	7-5	.467	4.16	17	17	1	0	0	101.2	86	48	47	8	5	57-0	72	11	1	.232
2014	DID NOT PLAY DUE TO INJURY																			
2015	Winston-Salem	8-3	.727	2.28	25	7	0	0	1	71.0	61	30	18	2	5	34-0	56	2	1	.234
<b>MINOR TOTALS</b>		<b>23-18</b>	<b>.561</b>	<b>3.41</b>	<b>76</b>	<b>47</b>	<b>1</b>	<b>0</b>	<b>1</b>	<b>306.0</b>	<b>274</b>	<b>148</b>	<b>116</b>	<b>15</b>	<b>18</b>	<b>137-0</b>	<b>268</b>	<b>32</b>	<b>1</b>	<b>.238</b>

## CRUZ, JOHAN — Infielder

**Bats:** Right

**Throws:** Right

**Born:** October 8, 1995, Guanatico, Dominican Republic

**Height:** 6-2

**Weight:** 170

**Resides:** Guanatico, Dominican Republic

**Recommended/Signed By:** Miguel Peguero (White Sox).

**Sox Acquisition:** Signed as a free agent, September 11, 2012.

**Minor League Highlights:** **2015:** Ranked fourth in the Pioneer League in hits (84) and tied for eighth in average (.312) ... led Advanced Rookie Great Falls in runs (40), hits and doubles (17), tied for the team lead in average and ranked second in RBI (38) ... batted .318 (55-173) against righties and .302 (29-96) vs. left-handers ... compiled a 12-game hitting streak from 7/12-24, the longest of the season by a Great Falls player ... hit .372 (51-137) with 19 home runs and 25 RBI at home. **2014:** Split the season between the Dominican Summer League White Sox and Arizona Rookie League White Sox, batting .258 (42-163) with 10 doubles, a triple, two home runs and 14 RBI in 44 games.

YEAR	CLUB	AVG	G	AB	R	H	TB	2B	3B	HR	RBI	SH	SF	HB	BB	SO	SB	CS	OBP	SLG	E
2013	DSL White Sox	.123	67	244	29	30	39	7	1	0	7	4	0	4	25	57	18	7	.216	.160	25
2014	DSL White Sox	.329	22	85	10	28	40	7	1	1	7	4	0	2	12	18	5	4	.424	.471	8
	AZL White Sox	.179	22	78	12	14	20	3	0	1	7	1	0	1	9	18	0	1	.273	.256	8
2015	Great Falls	.312	65	269	40	84	119	17	0	6	38	1	3	0	12	61	0	0	.338	.442	14
<b>MINOR TOTALS</b>		<b>.231</b>	<b>176</b>	<b>676</b>	<b>91</b>	<b>156</b>	<b>218</b>	<b>34</b>	<b>2</b>	<b>8</b>	<b>59</b>	<b>10</b>	<b>3</b>	<b>7</b>	<b>58</b>	<b>154</b>	<b>23</b>	<b>12</b>	<b>.297</b>	<b>.322</b>	<b>14</b>

## DAILY, CODY — Infielder

**Bats:** Right

**Throws:** Right

**Born:** July 28, 1992, Granite City, Ill.

**Height:** 6-3

**Weight:** 215

**Resides:** Granite City, Ill.

**Recommended/Signed By:** Kirk Champion (White Sox).

**Sox Acquisition:** Signed as a free agent, December 18, 2014.

**Minor League Highlights:** **2015:** Combined to hit .297 (60-202) with 21 doubles, three triples, four home runs and 27 RBI between the Arizona Rookie League White Sox and Class A Kannapolis ... ranked seventh among White Sox minor leaguers in average ... hit safely in his first 11 games with the AZL White Sox from 6/20-7/5, batting .400 (18-45) during that span.

**Miscellaneous/Personal:** Graduated from Southern Illinois University in 2014 ... was selected Second-Team All-Conference as a senior ... played two seasons at Southwestern Illinois College ... was named First-Team All-Conference in 2012 ... is a 2010 graduate of Granite City (Ill.) High School ... helped lead the Warriors to a regional championship as a senior ... played in the Illinois-Missouri All-Star Game ... was named All-Conference and All-Area in 2009 and 2010 ... pitched a perfect game in his junior season.

YEAR	CLUB	AVG	G	AB	R	H	TB	2B	3B	HR	RBI	SH	SF	HB	BB	SO	SB	CS	OBP	SLG	E
2015	AZL White Sox	.390	20	82	20	32	57	10	3	3	15	0	1	3	5	13	0	1	.440	.695	3
	Kannapolis	.233	35	120	9	28	42	11	0	1	12	1	1	1	8	22	1	1	.285	.350	5
<b>MINOR TOTALS</b>		<b>.297</b>	<b>55</b>	<b>202</b>	<b>29</b>	<b>60</b>	<b>99</b>	<b>21</b>	<b>3</b>	<b>4</b>	<b>27</b>	<b>1</b>	<b>2</b>	<b>4</b>	<b>13</b>	<b>35</b>	<b>1</b>	<b>2</b>	<b>.348</b>	<b>.490</b>	<b>8</b>

# MINOR LEAGUE PLAYERS

## DANNER, MICHAEL — Outfielder

**Bats:** Left **Throws:** Right **Born:** September 18, 1991, Tampa, Fla.  
**Height:** 5-10 **Weight:** 185 **Resides:** Tampa, Fla.

**Recommended/Signed By:** Joel Grampietro (White Sox).

**Sox Acquisition:** Selected in the 34th round, June 2014 First-Year Player Draft.

**Minor League Highlights:** **2015:** Combined to hit .271 (46-170) with 14 doubles, three triples and 24 RBI in 52 games between Class A Kannapolis and Class A Winston-Salem. **2014:** Combined to hit .229 (22-96) with two doubles, three triples and 11 RBI in 27 games between the Arizona Rookie League White Sox and Kannapolis.

**Miscellaneous/Personal:** Attended the University of Tampa ... helped guide the Spartans to a Division II National Championship in 2013, batting .344 (73-212) with six homers and 53 RBI ... is a 2010 graduate of Gaither High School in Tampa.

YEAR	CLUB	AVG	G	AB	R	H	TB	2B	3B	HR	RBI	SH	SF	HB	BB	SO	SB	CS	OBP	SLG	E
2014	AZL White Sox	.229	13	48	6	11	16	1	2	0	7	0	1	1	5	5	0	1	.309	.333	0
	Kannapolis	.229	14	48	8	11	14	1	1	0	4	0	0	0	4	13	0	0	.288	.292	0
2015	Kannapolis	.238	31	101	13	24	38	10	2	0	17	0	2	2	12	25	3	2	.325	.376	0
	Winston-Salem	.319	21	69	6	22	26	4	0	0	7	0	0	0	0	13	1	0	.373	.377	0
<b>MINOR TOTALS</b>		<b>.256</b>	<b>79</b>	<b>266</b>	<b>33</b>	<b>68</b>	<b>94</b>	<b>16</b>	<b>5</b>	<b>0</b>	<b>35</b>	<b>0</b>	<b>3</b>	<b>3</b>	<b>27</b>	<b>56</b>	<b>4</b>	<b>3</b>	<b>.328</b>	<b>.353</b>	<b>0</b>

## DAVIS, DEVON — Pitcher

**Bats:** Left **Throws:** Left **Born:** August 20, 1991, Burbank, Calif.  
**Height:** 6-4 **Weight:** 215 **Resides:** Birmingham, Ala.

**Recommended/Signed By:** Buddy Bell (White Sox).

**Sox Acquisition:** Signed as a free agent, April 19, 2014.

**Minor League Highlights:** **2015:** Combined to go 5-5 with a 3.97 ERA (25 ER/56.2 IP) and 59 strikeouts in 34 games between Class A Kannapolis, Class A Winston-Salem and Class AA Birmingham. **2014:** Combined to go 0-1 with a 2.43 ERA (8 ER/29.2 IP) and 31 strikeouts in 17 games between the Arizona Rookie League White Sox and Advanced Rookie Great Falls.

**Miscellaneous/Personal:** Graduated from Montevallo High School in Wilton, Ala.

YEAR	CLUB	W-L	PCT	ERA	G	GS	CG	SHO	SV	IP	H	R	ER	HR	HB	BB-I	SO	WP	BK	AVG
2014	AZL White Sox	0-0	.000	0.00	2	0	0	0	0	3.2	2	0	0	0	0	0-0	8	0	0	.154
	Great Falls	0-1	.000	2.77	15	0	0	0	2	26.0	17	9	8	0	0	11-0	31	7	0	.183
2015	Kannapolis	2-3	.400	4.40	15	0	0	0	1	28.2	22	15	14	0	1	10-0	32	3	0	.216
	Winston-Salem	1-0	1.000	0.00	3	0	0	0	0	7.0	3	0	0	0	0	0-0	9	1	1	.125
	Birmingham	2-2	.500	4.71	16	0	0	0	0	21.0	29	15	11	2	1	25-1	18	0	1	.337
<b>MINOR TOTALS</b>		<b>5-6</b>	<b>.455</b>	<b>3.44</b>	<b>51</b>	<b>0</b>	<b>0</b>	<b>0</b>	<b>3</b>	<b>86.1</b>	<b>73</b>	<b>39</b>	<b>33</b>	<b>2</b>	<b>2</b>	<b>46-1</b>	<b>98</b>	<b>11</b>	<b>2</b>	<b>.230</b>

## DELMONICO, NICKY — Infielder

**Bats:** Left **Throws:** Right **Born:** July 27, 1991, Knoxville, Tenn.  
**Height:** 6-3 **Weight:** 230 **Resides:** Surprise, Ariz.

**Recommended/Signed By:** Chris Lein (White Sox).

**Sox Acquisition:** Signed as a free agent, February 11, 2015.

**Minor League Highlights:** **2016:** Participated in the White Sox hitters minicamp at Camelback Ranch in Glendale, Ariz. from 1/4-7. **2015:** Combined to hit .251 (61-243) with 25 doubles, one triple, four home runs and 34 RBI between Class A Kannapolis and Class AA Birmingham ... played in 18 games with Glendale in the Arizona Fall League. **2014:** Hit .294 (32-109) against right-handers with Class A Brevard County in the Milwaukee organization ... batted .268 (11-41) over his last 11 games of the season before being placed on Minor League Baseball's Restricted List. **2013:** Combined to hit .231 (69-298) with 16 doubles, 13 home runs and 39 RBI in 82 games between Class A Frederick and Brevard County ... was traded by Baltimore to Milwaukee in exchange for pitcher Francisco Rodriguez on 7/23 ... entered the season rated by *Baseball America* as the No. 4 Prospect in the Baltimore organization. **2012:** Tied for the team lead in home runs (11) and ranked second in RBI (54) with Class A Delmarva ... was named to the South Atlantic midseason All-Star Team. **2011:** Was selected by Baltimore in the sixth round of the First-Year Player Draft.

**Miscellaneous/Personal:** Single ... graduated from Farragut High School in Knoxville, Tenn. ... played on four state championship teams ... won a gold medal with Team USA in 2008 and 2009 ... brother, Tony, was a catcher in the Dodgers organization from 2008-12 ... father, Rod, served as head baseball coach at the University of Tennessee for 18 seasons (1990-2007) and was the manager of the Netherlands in the 2009 World Baseball Classic.

YEAR	CLUB	AVG	G	AB	R	H	TB	2B	3B	HR	RBI	SH	SF	HB	BB	SO	SB	CS	OBP	SLG	E
2012	Delmarva	.249	95	338	49	84	139	22	0	11	54	0	1	7	47	73	8	1	.351	.411	22
2013	Frederick	.243	61	226	33	55	106	12	0	13	30	0	0	1	36	59	5	1	.350	.469	15
	Brevard County	.194	21	72	8	14	20	4	1	0	9	0	0	3	12	21	2	1	.333	.278	4
2014	Brevard County	.262	37	141	11	37	57	8	0	4	15	0	1	1	7	34	2	2	.300	.404	5
2015	Kannapolis	.400	5	20	4	8	14	1	1	1	8	0	1	0	1	4	0	0	.409	.700	0
	Birmingham	.238	62	223	26	53	86	24	0	3	26	1	3	1	25	52	2	1	.313	.386	14
<b>MINOR TOTALS</b>		<b>.246</b>	<b>281</b>	<b>1020</b>	<b>131</b>	<b>251</b>	<b>422</b>	<b>71</b>	<b>2</b>	<b>32</b>	<b>142</b>	<b>1</b>	<b>6</b>	<b>13</b>	<b>128</b>	<b>243</b>	<b>19</b>	<b>6</b>	<b>.336</b>	<b>.414</b>	<b>60</b>

# MINOR LEAGUE PLAYERS

## DeMICHELE, JOEY — Infielder

**Bats:** Left      **Throws:** Right      **Born:** February 5, 1991, Phoenix, Ariz.  
**Height:** 5-11      **Weight:** 190      **Resides:** Phoenix, Ariz.

**Recommended/Signed By:** John Kazanas (White Sox).

**Sox Acquisition:** Selected in the third round, June 2012 First-Year Player Draft.

**Minor League Highlights:** **2015:** Was a MiLB Rawlings Gold Glove Award winner, becoming the first White Sox minor leaguer to win a Gold Glove since Josh Phegley in 2012 ... was named a Southern League midseason All-Star at Class AA Birmingham. **2014:** Combined to hit .243 (116-477) with 28 doubles, six triples, four home runs, 51 RBI and 59 runs scored in 129 games between Class A Winston-Salem and Birmingham ... tied for sixth among White Sox farmhands in triples. **2013:** Ranked second in the Carolina League in runs scored (87) and doubles (37), sixth in walks (62) and seventh in hits (133) and total bases (198) at Winston-Salem ... ranked among the organizational leaders in doubles (2nd), runs scored (4th), walks (4th), extra-base hits (T4th, 47) and hits (5th). **2012:** Combined to hit .275 (77-280) with 16 doubles, 10 triples, seven home runs and 39 RBI in 70 games with Advanced Rookie Bristol and Class A Kannapolis ... ranked seventh in the South Atlantic League in triples (7) ... ranked by *Baseball America* as the Best Pure Hitter and being Closest to the Majors in the White Sox draft class.

**Miscellaneous/Personal:** Attended Arizona State University from 2010-12 ... was a two-time First Team All-Pac 10 selection (2011-12) ... hit .368 to capture the conference batting title as a sophomore ... became the sixth player in Sun Devils history to lead the team in batting average in consecutive seasons (2011-12) ... is a 2009 graduate of Arcadia High School in Phoenix ... his father, Dan, played two seasons in the Cubs organization from 1971-72.

YEAR	CLUB	AVG	G	AB	R	H	TB	3B	HR	RBI	SH	SF	HB	BB	SO	SB	CS	OBP	SLG	E	
2012	Bristol	.348	12	46	7	16	32	4	3	2	9	1	0	2	3	8	3	0	.412	.696	1
	Kannapolis	.261	58	234	30	61	102	12	7	5	29	2	0	1	19	54	5	4	.319	.436	3
2013	Winston-Salem	.246	134	*541	87	133	198	37	2	8	54	6	4	2	62	126	19	7	.323	.366	22
	Winston-Salem	.264	105	386	50	102	147	25	4	4	42	4	4	2	34	65	6	3	.324	.381	14
2014	Birmingham	.154	24	91	9	14	21	3	2	0	9	1	0	1	6	22	1	0	.214	.231	0
	Birmingham	.246	135	488	53	120	160	22	6	2	45	7	2	4	40	119	15	4	.307	.328	10
<b>MINOR TOTALS</b>		<b>.250</b>	<b>468</b>	<b>1786</b>	<b>236</b>	<b>446</b>	<b>660</b>	<b>103</b>	<b>24</b>	<b>21</b>	<b>188</b>	<b>21</b>	<b>10</b>	<b>12</b>	<b>164</b>	<b>394</b>	<b>49</b>	<b>18</b>	<b>.315</b>	<b>.370</b>	<b>50</b>

\*Led League

## DIAZ, CARLOS — Pitcher

**Bats:** Left      **Throws:** Left      **Born:** January 1, 1994, Margarita, Venezuela  
**Height:** 6-0      **Weight:** 185      **Resides:** Margarita, Venezuela

**Recommended/Signed By:** Amador Arias (White Sox).

**Sox Acquisition:** Signed as a free agent, May 21, 2012.

**Minor League Highlights:** **2015:** Held lefties to a .189 (49-167) average ... went 3-1 with a 0.92 ERA (4 ER/39.0 IP) and 34 strikeouts over his last nine appearances. **2014:** Limited right-handed batters to a .181 (28-155) average and lefties to a .182 (4-22) mark ... averaged 10.0 strikeouts per 9.0 IP (54 SO/48.2 IP). **2013:** Averaged 10.4 strikeouts per 9.0 IP (47 SO/40.2 IP).

YEAR	CLUB	W-L	PCT	ERA	G	GS	CG	SHO	SV	IP	H	R	ER	HR	HB	BB-I	SO	WP	BK	AVG
2012	DSL White Sox	0-3	.000	3.94	17	1	0	0	0	29.2	29	20	13	2	2	18-1	19	3	1	.266
2013	DSL White Sox	1-4	.200	3.54	14	10	0	0	0	40.2	32	21	16	1	0	17-0	47	7	0	.213
2014	DSL White Sox	5-1	.833	1.29	20	0	0	0	1	48.2	32	14	7	0	0	16-0	54	1	0	.181
2015	DSL White Sox	4-3	.571	1.56	14	0	0	0	0	57.2	59	24	10	1	2	15-0	50	6	0	.268
<b>MINOR TOTALS</b>		<b>10-11</b>	<b>.476</b>	<b>2.34</b>	<b>65</b>	<b>11</b>	<b>0</b>	<b>0</b>	<b>1</b>	<b>176.2</b>	<b>152</b>	<b>79</b>	<b>46</b>	<b>4</b>	<b>4</b>	<b>66-1</b>	<b>170</b>	<b>17</b>	<b>1</b>	<b>.232</b>

## DONE, VICTOR — Pitcher

**Bats:** Right      **Throws:** Right      **Born:** September 3, 1995, La Victoria, Dominican Republic  
**Height:** 6-3      **Weight:** 195      **Resides:** La Victoria, Dominican Republic

**Recommended/Signed By:** Marco Paddy/Marino Deleon (White Sox).

**Sox Acquisition:** Signed as a free agent, October 10, 2012.

YEAR	CLUB	W-L	PCT	ERA	G	GS	CG	SHO	SV	IP	H	R	ER	HR	HB	BB-I	SO	WP	BK	AVG
2013	DSL White Sox	0-7	.000	6.23	12	12	0	0	0	30.1	34	30	21	1	7	28-0	26	4	0	.279
2014	AZL White Sox	2-3	.400	4.18	11	10	0	0	0	47.1	47	29	22	2	32	32-0	52	7	1	.257
2015	AZL White Sox	0-0	.000	4.38	14	0	0	0	0	24.2	24	14	12	1	2	16-0	29	3	0	.255
<b>MINOR TOTALS</b>		<b>2-10</b>	<b>.167</b>	<b>4.84</b>	<b>37</b>	<b>22</b>	<b>0</b>	<b>0</b>	<b>0</b>	<b>102.1</b>	<b>105</b>	<b>73</b>	<b>55</b>	<b>4</b>	<b>11</b>	<b>76-0</b>	<b>107</b>	<b>14</b>	<b>1</b>	<b>.263</b>

## DOPIGO, DANNY — Pitcher

**Bats:** Right      **Throws:** Right      **Born:** December 18, 1993, Miami, Fla.  
**Height:** 6-2      **Weight:** 190      **Resides:** Miami, Fla.

**Recommended/Signed By:** Jose Ortega (White Sox).

**Sox Acquisition:** Selected in the 11th round, June 2015 First-Year Player Draft.

**Minor League Highlights:** **2015:** Ranked fourth in the Pioneer League and tied for seventh among White Sox organizational leaders in saves (7) at Advanced Rookie Great Falls ... averaged 14.4 strikeouts per 9.0 IP (56 SO/35.0 IP) ... held right handed hitters to a .141 (12-85) average (lefties batted .354).

**Miscellaneous/Personal:** Attended Florida International University in Miami ... was Second-Team All-C-USA in 2015 ... ranked second in C-USA in saves (10) and second on the team in strikeouts (57) ... also played at Sienna College in Albany, N.Y. and Broward College in Fort Lauderdale, Fla. ... is a 2012 graduate at Christopher Columbus High School in Miami, Fla.

YEAR	CLUB	W-L	PCT	ERA	G	GS	CG	SHO	SV	IP	H	R	ER	HR	HB	BB-I	SO	WP	BK	AVG
2015	Great Falls	2-3	.400	4.37	21	0	0	0	7	35.0	29	22	17	3	3	14-1	56	8	0	.218



# MINOR LEAGUE PLAYERS

## DOWDY, JEREMY — Catcher

**Bats:** Right **Throws:** Right **Born:** July 13, 1990, Raleigh, N.C.  
**Height:** 6-2 **Weight:** 230 **Resides:** Youngsville, N.C.

**Recommended/Signed By:** Andrew Pinter (White Sox).

**Sox Acquisition:** Signed as a free agent, June 9, 2012.

**Minor League Highlights:** **2015:** Hit a combined .233 (42-180) with nine doubles, one home run and 24 RBI in 55 games between Class A Winston-Salem, Class AA Birmingham and Class AAA Charlotte ... posted a .351 (13-37) average over a 10-game hitting streak from 6/29-7/24 ... hit .320 (16-50) during the second half of the season, compared to .154 (6-39) in the first half. **2014:** Batted .352 (19-54) against lefties and .283 (41-145) vs. right-handers with Class A Kannapolis ... hit his first professional home run on 7/1 vs. Delmarva ... collected an eight-game hitting streak from 7/27-8/21 (.500, 12-24) ... six of the eight games were multihit efforts, including four in a row from 7/27-8/15. **2012:** Was placed on the disabled list on 8/17 with a right ankle sprain and missed the remainder of the season.

**Miscellaneous/Personal:** Attended Appalachian State University from 2009-12 ... ranks among the school's all-time Top 10 with 203 games played, 198 starts, 732 at-bats, 43 doubles, 127 RBI and 86 walks ... is one of just three players in school history to play in more than 200 games ... is a 2009 graduate of Wakefield High School in Raleigh, N.C. ... was a three-time All-Conference selection ... holds single-season school records for average (.457) and hits (42) ... his older brother, Josh, was selected by Baltimore in the 38th round of the 2009 draft.

YEAR	CLUB	AVG	G	AB	R	H	TB	2B	3B	HR	RBI	SH	SF	HB	BB	SO	SB	CS	OBP	SLG	E
2012	Bristol	.412	5	17	2	7	11	2	1	0	3	0	1	0	2	2	0	0	.450	.647	1
	Winston-Salem	.222	13	27	4	6	8	2	0	0	2	0	1	0	0	4	0	0	.214	.296	1
2013	Kannapolis	.214	31	98	6	21	24	3	0	0	5	0	0	0	8	25	0	1	.274	.245	1
	Birmingham	.000	1	4	0	0	0	0	0	0	0	0	0	0	0	1	0	0	.000	.000	0
2014	Charlotte	.000	1	3	0	0	0	0	0	0	0	0	0	0	0	0	0	0	.000	.000	0
	Birmingham	.250	3	8	1	2	2	0	0	0	1	0	0	1	2	0	0	0	.333	.250	0
2015	Kannapolis	.302	53	199	19	60	77	10	2	1	22	2	0	2	16	35	2	0	.359	.387	3
	Winston-Salem	.247	27	89	7	22	26	4	0	0	11	0	0	0	10	11	0	0	.323	.292	2
	Birmingham	.194	20	67	6	13	18	2	0	1	10	0	1	0	11	0	0	0	.304	.269	1
	Charlotte	.208	8	24	3	5	8	3	0	0	3	0	0	0	8	3	0	0	.406	.333	2
<b>MINOR TOTALS</b>		<b>.254</b>	<b>162</b>	<b>536</b>	<b>48</b>	<b>136</b>	<b>174</b>	<b>26</b>	<b>3</b>	<b>2</b>	<b>57</b>	<b>2</b>	<b>3</b>	<b>2</b>	<b>56</b>	<b>94</b>	<b>2</b>	<b>1</b>	<b>.325</b>	<b>.325</b>	<b>11</b>

## DYKSTRA, JAMES — Pitcher

**Bats:** Right **Throws:** Right **Born:** November 22, 1990, San Diego, Calif.  
**Height:** 6-4 **Weight:** 200 **Resides:** Poway, Calif.

**Recommended/Signed By:** George Kachigian (White Sox).

**Sox Acquisition:** Selected in the sixth round, June 2013 First-Year Player Draft.

**Minor League Highlights:** **2015:** Was named a Carolina League midseason All-Star at Class A Winston-Salem ... earned CL Pitcher of the Week honors for the period of 4/9-19, going 2-0 with a 0.00 ERA (13.0 IP) over two starts, including a shutout (7.0 IP) on 4/15 at Potomac ... went 3-0 with a 0.45 ERA (1 ER/20.0 IP) in six relief appearances ... allowed two runs on five hits over 2.1 IP in relief in Game 3 of the semifinals of the CL playoffs. **2014:** Combined to go 9-11 with a 3.43 ERA (58 ER/152.1 IP) and 128 strikeouts in 25 starts between Class A Kannapolis and Winston-Salem ... his nine wins were tied for second among White Sox minor-leaguers ... was rated by *Baseball America* as having the Best Control in the South Atlantic League following the season.

**Miscellaneous/Personal:** Attended Cal State-San Marcos, LSU and Yavapai College in Prescott, Ariz. ... graduated in 2009 from Rancho Bernardo High School in San Diego.

YEAR	CLUB	W-L	PCT	ERA	G	GS	CG	SHO	SV	IP	H	R	ER	HR	HB	BB-I	SO	WP	BK	AVG
2013	Great Falls	0-0	.000	5.06	6	0	0	0	0	5.1	10	4	3	0	0	5-0	2	0	0	.417
2014	Kannapolis	6-8	.429	2.64	16	16	1	0	0	99.0	101	33	29	3	2	10-0	82	5	2	.262
	Winston-Salem	3-3	.500	4.89	9	9	0	0	0	53.1	73	33	29	3	2	6-0	46	3	0	.322
2015	Winston-Salem	7-10	.412	3.51	25	19	1	1	1	128.1	133	60	50	3	6	18-0	87	5	0	.271
<b>MINOR TOTALS</b>		<b>16-21</b>	<b>.432</b>	<b>3.49</b>	<b>56</b>	<b>44</b>	<b>2</b>	<b>1</b>	<b>1</b>	<b>286.0</b>	<b>317</b>	<b>130</b>	<b>11</b>	<b>9</b>	<b>10</b>	<b>39-0</b>	<b>217</b>	<b>13</b>	<b>2</b>	<b>.281</b>

## EARLEY, NOLAN — Outfielder

**Bats:** Left **Throws:** Left **Born:** March 27, 1991, Anderson, Ind.  
**Height:** 6-0 **Weight:** 205 **Resides:** Anderson, Ind.

**Recommended/Signed By:** Warren Hughes (White Sox).

**Sox Acquisition:** Selected in the 22nd round, June 2013 First-Year Player Draft.

**Minor League Highlights:** **2015:** Combined to hit .261 (88-337) with 20 doubles, two triples, two home runs and 37 RBI over 101 games between Class A Kannapolis and Class A Winston-Salem ... was on the disabled list with a sprained right shoulder from 5/24-6/2. **2014:** Appeared in just 19 games before being placed on the disabled list on 7/25 with a fractured left middle finger ... missed the rest of the season. **2013:** Ranked fourth in the Appalachian League in on-base percentage (.410) and fifth in average (.310) ... was named to the APPY postseason All-Star Team.

**Miscellaneous/Personal:** Is a 2013 graduate of the University of South Alabama with a degree in history ... earned All-Conference honors in 2013 ... graduated from Anderson (Ind.) High School in 2009 ... lettered in baseball and football.

YEAR	CLUB	AVG	G	AB	R	H	TB	2B	3B	HR	RBI	SH	SF	HB	BB	SO	SB	CS	OBP	SLG	E
2013	Bristol	.310	61	203	23	63	86	13	2	2	31	0	4	5	32	26	2	8	.410	.424	2
2014	Kannapolis	.306	19	72	8	22	33	4	2	1	8	1	0	2	5	13	1	1	.367	.458	0
2015	Kannapolis	.318	7	22	4	7	10	1	1	0	3	0	0	1	3	3	0	0	.423	.458	0
	Winston-Salem	.257	94	315	27	81	108	19	1	2	34	0	1	2	35	65	1	2	.334	.343	3
<b>MINOR TOTALS</b>		<b>.283</b>	<b>181</b>	<b>612</b>	<b>62</b>	<b>173</b>	<b>237</b>	<b>37</b>	<b>6</b>	<b>5</b>	<b>76</b>	<b>1</b>	<b>5</b>	<b>10</b>	<b>75</b>	<b>107</b>	<b>4</b>	<b>11</b>	<b>.368</b>	<b>.387</b>	<b>5</b>

# MINOR LEAGUE PLAYERS

## EASTERLING, BRANNON — Pitcher

**Bats:** Switch  
**Height:** 6-5

**Throws:** Right  
**Weight:** 225

**Born:** August 1, 1990, College Station, Texas  
**Resides:** College Station, Texas

**Recommended/Signed By:** Keith Staab (White Sox).

**Sox Acquisition:** Selected in the 20th round, June 2014 First-Year Player Draft.

**Minor League Highlights:** **2015:** Held lefties to a .219 (25-114) average at Advanced Rookie Great Falls ... went 3-0 with a 1.59 ERA (5 ER/28.1 IP) and 24 strikeouts in five starts at home. **2014:** Posted a 1.35 ERA (3 ER/20.0 IP) over his first eight games in his first professional season.

**Miscellaneous/Personal:** Attended St. Edwards University in Austin, Texas ... led the nation with 14 complete games and tied for the lead with 14 wins in 2013 ... led the team with 132.2 IP and a 2.10 ERA ... his 2.10 ERA ranked fourth in the conference ... graduated in 2009 from A&M Consolidated High School in College Station, Texas where he lettered in baseball, football and golf.

YEAR	CLUB	W-L	PCT	ERA	G	GS	CG	SHO	SV	IP	H	R	ER	HR	HB	BB-I	SO	WP	BK	AVG
2014	AZL White Sox	2-3	.400	2.70	14	0	0	0	1	33.1	34	14	10	2	1	4-0	34	0	0	.264
2015	Great Falls	5-4	.556	3.50	15	15	0	0	0	*82.1	81	38	32	6	3	18-0	55	7	0	.261
<b>MINOR TOTALS</b>		<b>7-7</b>	<b>.500</b>	<b>3.27</b>	<b>29</b>	<b>15</b>	<b>0</b>	<b>0</b>	<b>1</b>	<b>115.2</b>	<b>15</b>	<b>52</b>	<b>42</b>	<b>8</b>	<b>4</b>	<b>22-0</b>	<b>89</b>	<b>7</b>	<b>0</b>	<b>.262</b>

\*Led League

## ESCORCIA, KEVIN — Pitcher

**Bats:** Left  
**Height:** 6-3

**Throws:** Left  
**Weight:** 195

**Born:** January 5, 1995, Barranquilla, Colombia  
**Resides:** Barranquilla, Colombia

**Recommended/Signed By:** Marco Paddy (White Sox).

**Sox Acquisition:** Signed as a free agent, January 28, 2013.

**Minor League Highlights:** **2015:** Went 3-0 with a 1.59 ERA (5 ER/28.1IP) and 24 strikeouts in appearances at home ... posted a 3.48 ERA (8 ER/20.2 IP) in relief. **2014:** Went 3-2 with a 2.06 ERA (12 ER/52.1 IP) in 12 starts with the Dominican Summer League White Sox. **2013:** Eleven of his 16 appearances with the DSL Sox were scoreless ... posted a 0.75 ERA (1 ER/12.0 IP) as a starter.

**Miscellaneous/Personal:** Is from the same hometown as White Sox starting pitcher Jose Quintana.

YEAR	CLUB	W-L	PCT	ERA	G	GS	CG	SHO	SV	IP	H	R	ER	HR	HB	BB-I	SO	WP	BK	AVG
2013	AZL White Sox	6-0	1.000	1.87	16	4	0	0	0	43.1	26	11	9	0	5	18-0	36	6	0	.183
2014	DSL White Sox	4-2	.667	1.92	13	12	0	0	0	56.1	44	18	12	0	2	12-0	73	3	0	.215
2015	AZL White Sox	2-2	.500	6.17	13	4	0	0	0	35.0	48	28	24	5	2	14-0	34	5	1	.331
<b>MINOR TOTALS</b>		<b>12-4</b>	<b>.750</b>	<b>3.01</b>	<b>42</b>	<b>20</b>	<b>0</b>	<b>0</b>	<b>0</b>	<b>134.2</b>	<b>118</b>	<b>57</b>	<b>45</b>	<b>5</b>	<b>9</b>	<b>40-0</b>	<b>143</b>	<b>14</b>	<b>1</b>	<b>.240</b>

## FELIZ, MAIKER — Infielder

**Bats:** Right  
**Height:** 6-0

**Throws:** Right  
**Weight:** 195

**Born:** August 17, 1997, Bani, Dominican Republic  
**Resides:** Bani, Dominican Republic

**Recommended/Signed By:** Marco Paddy (White Sox).

**Sox Acquisition:** Signed as a free agent, August 28, 2013.

**Minor League Highlights:** **2015:** Hit a combined .320 (66-206) with four doubles, five triples, one home run and 34 RBI over 56 games between the Dominican Summer League White Sox and the Arizona Rookie League White Sox.

YEAR	CLUB	AVG	G	AB	R	H	TB	2B	3B	HR	RBI	SH	SF	HB	BB	SO	SB	CS	OBP	SLG	E
2014	DSL White Sox	.198	59	212	24	42	49	5	1	0	27	3	0	4	32	53	4	5	.315	.231	15
2015	DSL White Sox	.349	47	175	27	61	78	4	5	1	29	3	0	4	31	40	3	3	.455	.446	18
	AZL White Sox	.161	9	31	1	5	5	0	0	0	5	0	1	0	3	10	0	2	.229	.161	3
<b>MINOR TOTALS</b>		<b>.258</b>	<b>115</b>	<b>418</b>	<b>52</b>	<b>108</b>	<b>132</b>	<b>9</b>	<b>6</b>	<b>1</b>	<b>61</b>	<b>3</b>	<b>2</b>	<b>8</b>	<b>66</b>	<b>103</b>	<b>7</b>	<b>10</b>	<b>.368</b>	<b>.316</b>	<b>36</b>

## FINCHER, JAKE — Outfielder

**Bats:** Right  
**Height:** 6-1

**Throws:** Right  
**Weight:** 185

**Born:** January 26, 1993, Charlotte, N.C.  
**Resides:** Charlotte, N.C.

**Recommended/Signed By:** Abe Fernandez (White Sox).

**Sox Acquisition:** Selected in the 29th round, June 2015 First-Year Player Draft.

**Minor League Highlights:** **2015:** Appeared in 45 games for the Arizona Rookie League White Sox in his first professional season ... led the team in stolen bases (17) and triples (6) ... hit .316 (25-79) with five RBI at home, compared to .268 (22-82) with seven RBI on the road ... started in right field for all three AZL playoff games, going 2-12 (.167) with a run scored and two walks.

**Miscellaneous/Personal:** Attended North Carolina State University ... batted .294 (255-866) with four home runs and 99 RBI for his career ... is a 2011 graduate of Providence High School in Charlotte, N.C.

YEAR	CLUB	AVG	G	AB	R	H	TB	2B	3B	HR	RBI	SH	SF	HB	BB	SO	SB	CS	OBP	SLG	E
2015	AZL White Sox	.292	45	161	26	47	70	8	6	1	12	1	0	5	12	27	17	6	.360	.435	2

## Charlotte To Host 2016 All-Star Game

Class AAA Charlotte and BB&T Ballpark will host the 29th annual Triple-A All-Star Game in 2016. The game, which features the top talent of the International and Pacific Coast Leagues, will take place on Wednesday, July 13, 2016. The Knights last hosted an All-Star Game on July 13, 1992 at Knights Stadium in Fort Mill, S.C., when they were the Class AA affiliate of the Chicago Cubs.

# MINOR LEAGUE PLAYERS

## FISH, ZACH — Catcher

**Bats:** Right **Throws:** Right **Born:** November 5, 1992, Kalamazoo, Mich.  
**Height:** 6-0 **Weight:** 215 **Resides:** Augusta, Mich.

**Recommended/Signed By:** Clay Overcash (White Sox).

**Sox Acquisition:** Selected in the 11th round, June 2014 First-Year Player Draft.

**Minor League Highlights:** **2015:** Combined to bat .243 (61-251) with 12 doubles, 11 home runs and 40 RBI in 68 games between Class A Kannapolis and Advanced Rookie Great Falls ... was a Pioneer League midseason All-Star ... was named PL Player of the Week for the period of 7/13-19, batting .375 (9-24) with three doubles, four home runs and nine RBI. **2014:** Was rated by *Baseball America* as the Best Power Hitter in the White Sox draft class.

**Miscellaneous/Personal:** Attended Oklahoma State University ... Earned All-Big 12 First Team honors as an outfielder in 2013 ... is a 2011 graduate of Gull Lake High School in Richland, Mich.

YEAR	CLUB	AVG	G	AB	R	H	TB	2B	3B	HR	RBI	SH	SF	HB	BB	SO	SB	CS	OBP	SLG	E
2014	Great Falls	.250	56	204	34	51	77	11	0	5	22	7	2	3	24	62	0	0	.335	.377	0
2015	Kannapolis	.125	20	72	2	9	12	0	0	1	7	0	0	0	3	27	0	0	.160	.167	1
	Great Falls	.291	48	179	30	52	94	12	0	10	33	0	1	1	19	45	0	0	.360	.525	7
<b>MINOR TOTALS</b>		<b>.246</b>	<b>124</b>	<b>455</b>	<b>66</b>	<b>112</b>	<b>183</b>	<b>26</b>	<b>0</b>	<b>16</b>	<b>62</b>	<b>1</b>	<b>3</b>	<b>4</b>	<b>46</b>	<b>134</b>	<b>0</b>	<b>0</b>	<b>.319</b>	<b>.402</b>	<b>12</b>

## FLETCHER, BRIAN — Outfielder

**Bats:** Right **Throws:** Right **Born:** October 26, 1988, Arlington, Texas  
**Height:** 6-0 **Weight:** 195 **Resides:** Fayetteville, Ga.

**Sox Acquisition:** Signed as a free agent, April 14, 2015.

**Minor League Highlights:** **2014:** Hit a combined .274 (55-228) with five doubles, a triple, seven home runs and 30 RBI over 59 games between Advanced Rookie Burlington, Class AA Northwest Arkansas and Class AAA Omaha. **2013:** Combined to hit .292 (92-315) with 14 doubles, one triple, 17 home runs and 54 RBI in 78 games between Northwest Arkansas and Omaha. **2012:** Batted a combined .272 (136-500) with 26 doubles, two triples, 15 home runs and 59 RBI in 132 games between Northwest Arkansas and Class A Wilmington. **2011:** Earned Midwest League Player of the Week honors for the period of 6/20-26. **2010:** Was selected by Kansas City in the 18th round of June First-Year Player draft.

**Miscellaneous/Personal:** Attended the University of Auburn, where he was named first-team All-SEC in 2010 ... his 49 career home runs are tied with Frank Thomas for third-most in school history ... father, Scott, played 15 seasons in the majors with the Cubs (1981-82), White Sox (1983-85, '89-90), Texas (1986-89), Milwaukee (1992), Boston (1993-94) and Detroit (1995) ... is the brother-in-law of former White Sox second baseman Gordon Beckham.

YEAR	CLUB	AVG	G	AB	R	H	TB	2B	3B	HR	RBI	SH	SF	HB	BB	SO	SB	CS	OBP	SLG	E
2010	Burlington	.313	4	16	4	5	11	0	0	2	4	0	0	1	5	2	0	0	.353	.688	1
2011	Kane County	.328	91	341	54	112	191	31	3	14	60	0	2	9	24	80	4	4	.386	.560	7
2012	Wilmington	.289	67	246	27	71	101	15	0	5	25	0	1	6	19	51	5	2	.353	.411	6
	Northwest Arkansas	.256	65	254	32	65	110	11	2	10	34	0	2	9	15	96	6	1	.318	.433	2
2013	Northwest Arkansas	.314	52	207	37	65	112	9	1	12	37	0	1	0	13	41	6	2	.353	.541	1
	Omaha	.250	26	108	14	27	47	5	0	5	17	0	1	1	5	33	1	0	.287	.435	0
2014	Burlington	.167	7	18	2	3	3	0	0	1	0	0	0	4	9	0	0	.318	.167	0	
	Northwest Arkansas	.254	17	59	9	15	31	1	0	5	14	0	5	1	5	17	1	0	.300	.525	0
	Omaha	.298	35	124	14	37	49	4	1	2	15	0	1	1	10	40	3	3	.353	.395	0
2015	Birmingham	.234	75	252	40	59	97	13	2	7	34	1	3	3	26	72	4	1	.310	.385	0
<b>MINOR TOTALS</b>		<b>.282</b>	<b>439</b>	<b>1625</b>	<b>233</b>	<b>459</b>	<b>752</b>	<b>89</b>	<b>9</b>	<b>62</b>	<b>241</b>	<b>1</b>	<b>16</b>	<b>30</b>	<b>122</b>	<b>444</b>	<b>32</b>	<b>15</b>	<b>.341</b>	<b>.463</b>	<b>17</b>

## FLORES, DANTE — Infielder

**Bats:** Left **Throws:** Right **Born:** April 8, 1993, Whittier, Calif.  
**Height:** 5-10 **Weight:** 190 **Resides:** Norwalk, Calif.

**Recommended/Signed By:** Noah St. Urbian (White Sox).

**Sox Acquisition:** Selected in the 18th round, June 2015 First-Year Player Draft.

**Minor League Highlights:** **2015:** Played in 52 games with Advanced Rookie Great Falls ... ranked second on the team in slugging percentage (.457) and third in hits (55), doubles (14) and home runs (6) ... finished a double shy of the cycle and collected a season-high four RBI on 8/29 vs. Missoula.

**Miscellaneous/Personal:** Is a 2015 graduate of the University of Southern California ... studied communications ... hit .304 (66-217) with five home runs and 43 RBI as a senior ... was named First Team-All Pac-12 ... hit .280 (171-610) with 10 home runs and 96 RBI for his career ... is a graduate of St. John Bosco High School in Bellflower, Calif.

YEAR	CLUB	AVG	G	AB	R	H	TB	2B	3B	HR	RBI	SH	SF	HB	BB	SO	SB	CS	OBP	SLG	E
2015	Great Falls	.276	52	199	32	55	91	14	2	6	30	3	2	2	18	57	2	0	.339	.457	6

## FREBIS, JOHNATHAN — Pitcher

**Bats:** Left **Throws:** Left **Born:** September 24, 1992, Murfreesboro, Tenn.  
**Height:** 6-3 **Weight:** 230 **Resides:** Murfreesboro, Tenn.

**Recommended/Signed By:** Phil Gulley (White Sox).

**Sox Acquisition:** Selected in the 33rd round, June 2015 First-Year Player Draft.

**Minor League Highlights:** **2015:** Combined to go 4-0 with a 3.45 ERA (11 ER/28.2 IP) and 26 strikeouts over 16 appearances between the Arizona Rookie League White Sox and Class A Kannapolis.

**Miscellaneous/Personal:** Attended Middle Tennessee State University in Murfreesboro, Tenn. ... owns the program's all-time record in starts (59) ... he also ranks among the all-time leaders in IP (T4th, 310.0), wins (3rd, 20) and strikeouts (6th, 230) ... was named to the 2014 Conference USA Commissioner's Honor Roll and the Preseason All-Sun Belt Team in 2013 ... was the 2012 Sun Belt Freshman of the Year, a Louisville Slugger Freshman All-American and was named to the All-Sun Belt Second Team ... graduated from Riverdale High School in Murfreesboro, Tenn.

# MINOR LEAGUE PLAYERS

YEAR	CLUB	W-L	PCT	ERA	G	GS	CG	SHO	SV	IP	H	R	ER	HR	HB	BB-I	SO	WP	BK	AVG
2015	AZL White Sox	3-0	1.000	1.25	11	0	0	0	0	21.2	14	3	3	1	0	6-0	20	1	0	.192
	Kannapolis	1-0	1.000	10.29	5	0	0	0	1	7.0	11	8	8	1	0	7-0	6	0	1	.355
<b>MINOR TOTALS</b>		<b>4-0</b>	<b>1.000</b>	<b>3.45</b>	<b>16</b>	<b>0</b>	<b>0</b>	<b>0</b>	<b>1</b>	<b>28.2</b>	<b>25</b>	<b>11</b>	<b>11</b>	<b>2</b>	<b>0</b>	<b>13-0</b>	<b>26</b>	<b>1</b>	<b>1</b>	<b>.240</b>

## FRY, JACE — Pitcher

**Bats:** Left      **Throws:** Left      **Born:** July 9, 1993, Portland, Ore.  
**Height:** 6-1      **Weight:** 205      **Resides:** Vancouver, Wash.

**Recommended/Signed By:** Adam Virchis (White Sox).

**Sox Acquisition:** Selected in the third round, June 2014 First-Year Player Draft.

**Minor League Highlights: 2015:** Was placed on the disabled list on 6/1 with a strained left elbow ... underwent Tommy John surgery for the second time in his career on 6/18, missing the rest of the season. **2014:** Made seven appearances with Advanced Rookie Great Falls in his first professional season.

**Miscellaneous/Personal:** Attended Oregon State University ... was named First Team All-American by the NCBWA and Second Team by *Baseball America*... went 11-2 with a 1.80 ERA in 16 starts in 2014 ... threw a no-hitter against Northern Illinois on 3/8/14.

YEAR	CLUB	W-L	PCT	ERA	G	GS	CG	SHO	SV	IP	H	R	ER	HR	HB	BB-I	SO	WP	BK	AVG
2014	Great Falls	1-0	1.000	2.79	7	0	0	0	0	9.2	7	3	3	0	0	3-0	10	0	0	.206
2015	Winston-Salem	1-8	.111	3.63	10	10	0	0	0	52.0	60	26	21	1	0	17-0	39	3	0	.276
<b>MINOR TOTALS</b>		<b>2-8</b>	<b>.200</b>	<b>3.50</b>	<b>17</b>	<b>10</b>	<b>0</b>	<b>0</b>	<b>0</b>	<b>61.2</b>	<b>67</b>	<b>29</b>	<b>24</b>	<b>1</b>	<b>0</b>	<b>20-0</b>	<b>49</b>	<b>3</b>	<b>0</b>	<b>.276</b>

## GARCIA, JOXELIER — Catcher

**Bats:** Right      **Throws:** Right      **Born:** April 30, 1994, Palo Negro, Venezuela  
**Height:** 5-10      **Weight:** 185      **Resides:** Palo Negro, Venezuela

**Recommended/Signed By:** Amador Arias (White Sox).

**Sox Acquisition:** Signed as a free agent, March 19, 2012.

YEAR	CLUB	AVG	G	AB	R	H	TB	2B	3B	HR	RBI	SH	SF	HB	BB	SO	SB	CS	OBP	SLG	E
2012	DSL White Sox	.231	22	65	5	15	17	2	0	0	6	1	1	0	9	13	0	1	.320	.262	5
2013	DSL White Sox	.254	63	201	25	51	71	13	0	3	25	9	3	9	21	30	1	3	.346	.363	9
2014	AZL White Sox	.000	6	8	0	0	0	0	0	0	0	0	0	0	3	0	0	.000	.000	0	0
2015	Great Falls	.245	18	49	8	12	18	3	0	1	4	0	0	3	6	11	0	0	.362	.367	2
<b>MINOR TOTALS</b>		<b>.241</b>	<b>109</b>	<b>323</b>	<b>38</b>	<b>78</b>	<b>108</b>	<b>18</b>	<b>0</b>	<b>4</b>	<b>35</b>	<b>10</b>	<b>4</b>	<b>12</b>	<b>36</b>	<b>57</b>	<b>1</b>	<b>4</b>	<b>.336</b>	<b>.334</b>	<b>16</b>

## GARCIA, ONELKI — Pitcher

**Bats:** Left      **Throws:** Left      **Born:** August 2, 1989, Guantnamo, Cuba  
**Height:** 6-3      **Weight:** 225      **Resides:** Phoenix, Ariz.

**Recommended/Signed By:** Amador Arias (White Sox).

**Sox Acquisition:** Claimed off waivers from Los Angeles Dodgers.

**Minor League Highlights: 2013:** Made his major-league debut on 9/11 vs. Arizona, walking the only batter he faced ... recorded his first career strikeout on 9/14 vs. San Francisco (Angel Pagan).

**Minor League Highlights: 2015:** Combined to go 1-1 with a 4.82 ERA (30 ER/56.0 IP) and 72 strikeouts in 38 appearances between Class AA Birmingham and Class AAA Charlotte. **2014:** Made just one appearance after undergoing left elbow surgery. **2013:** Went a combined 2-4 with a 2.90 ERA (20 ER/62.0 IP) and 67 strikeouts in 35 games (six starts) between Class AA Chattanooga and Class AAA Albuquerque.

YEAR	CLUB	W-L	PCT	ERA	G	GS	CG	SHO	SV	IP	H	R	ER	HR	HB	BB-I	SO	WP	BK	AVG
2012	Rancho Cuca.	0-0	.000	0.00	1	1	0	0	0	2.0	0	0	0	0	0	0-0	4	0	0	.000
2013	Chattanooga	2-3	.400	2.75	25	6	0	0	1	52.1	41	19	16	3	2	32-0	53	6	4	.215
	Albuquerque	0-1	.000	3.72	10	0	0	0	0	9.2	6	4	4	0	1	3-0	14	1	0	.176
	LOS ANGELES-NL	0-0	.000	13.50	3	0	0	0	0	1.1	1	2	2	1	0	4-0	1	0	0	.200
2014	Rancho Cucamonga	0-1	.000	27.00	1	1	0	0	0	0.2	2	2	2	0	0	1-0	1	0	0	.260
2015	Birmingham	1-0	1.000	5.09	13	0	0	0	0	17.2	19	13	10	0	1	7-0	24	3	0	.200
	Charlotte	0-1	.000	4.70	25	0	0	0	3	38.1	45	23	20	3	1	22-0	48	2	3	.287
<b>MINOR TOTALS</b>		<b>3-6</b>	<b>.333</b>	<b>3.88</b>	<b>75</b>	<b>8</b>	<b>0</b>	<b>0</b>	<b>4</b>	<b>120.2</b>	<b>113</b>	<b>61</b>	<b>52</b>	<b>6</b>	<b>5</b>	<b>65-0</b>	<b>143</b>	<b>12</b>	<b>7</b>	<b>.243</b>
<b>MLB TOTALS</b>		<b>0-0</b>	<b>.000</b>	<b>13.50</b>	<b>3</b>	<b>0</b>	<b>0</b>	<b>0</b>	<b>0</b>	<b>1.1</b>	<b>1</b>	<b>2</b>	<b>2</b>	<b>1</b>	<b>0</b>	<b>4-0</b>	<b>1</b>	<b>0</b>	<b>0</b>	<b>.200</b>

## GLINES, JACKSON — Outfielder

**Bats:** Left      **Throws:** Left      **Born:** April 12, 1992, Fresno, Calif.  
**Height:** 6-0      **Weight:** 200      **Resides:** Coarsegold, Calif.

**Recommended/Signed By:** Glenn Murdock (White Sox).

**Sox Acquisition:** Selected in the 10th round, June 2015 First-Year Player Draft.

**Minor League Highlights: 2015:** Appeared in 45 games with Advanced Rookie Great Falls in his first professional season ... reached base safely in 15 of 16 games from 7/12-8/6 ... batted .315 (17-54) with six walks over that span.

**Miscellaneous/Personal:** Attended the University of Michigan ... was named to All-Big Ten First-Team and to the Big Ten All-Tournament team ... spent two years at Fresno (Calif.) City College ... earned Most Valuable Player of the Central Valley Conference his sophomore season ... graduated in 2010 from Yosemite High School in Oakhurst, Calif. ... also played basketball and made the honor roll all four years.

YEAR	CLUB	AVG	G	AB	R	H	TB	2B	3B	HR	RBI	SH	SF	HB	BB	SO	SB	CS	OBP	SLG	E
2015	Great Falls	.240	45	146	19	35	49	8	0	2	10	0	1	10	15	14	3	0	.349	.336	2

# MINOR LEAGUE PLAYERS

## GOLDBERG, BRAD — Pitcher

**Bats:** Right      **Throws:** Right      **Born:** February 21, 1990, Cleveland, Ohio  
**Height:** 6-4      **Weight:** 230      **Resides:** Beachwood, Ohio

**Recommended/Signed By:** Phil Gulley (White Sox).

**Sox Acquisition:** Selected in the 10th round, June 2013 First-Year Player Draft.

**Minor League Highlights:** **2015:** Tied for fourth in the Carolina League in saves (11) at Class A Winston-Salem ... converted 11-12 (91.7 percent) save opportunities, converting his first nine chances from 6/11-8/27 ... earned the save in Game 1 of the semifinals of the CL playoffs, tossing a 1-2-3 ninth inning. **2014:** Went 1-0 with a 2.25 ERA (4 ER/16.0 IP) over his final nine games of the season at Winston-Salem. **2013:** Combined to go 3-0 with a 1.54 ERA (6 ER/35.0 IP), 49 strikeouts and a .143 (17-119) opponents average in 14 combined relief appearances with Advanced Rookie Great Falls, Class A Kannapolis and Winston-Salem ... averaged 12.6 strikeouts per 9.0 IP with a 5.4 strikeout-to-walk ratio (9 BB) ... struck out four or more batters six times, including eight over 3.2 scoreless IP on 7/21 at West Virginia and five over 2.0 scoreless IP on 6/21 at Billings ... was named by *Baseball America* as Closest To The Majors (with Tyler Danish) and possessing the Best Fastball in the White Sox draft class.

**Miscellaneous/Personal:** Attended Ohio State University ... earned All-Big Ten honors in 2013 ... is a 2008 graduate of Beachwood (Ohio) High School ... was named All-Chagrin Valley Conference all four years and conference MVP in 2008.

YEAR	CLUB	W-L	PCT	ERA	G	GS	CG	SHO	SV	IP	H	R	ER	HR	HB	BB-I	SO	WP	BK	AVG
2013	Great Falls	0-0	.000	0.00	2	0	0	0	0	4.0	2	0	0	0	0	0	0	0	0	.133
	Kannapolis	3-0	1.000	1.42	12	0	0	0	2	25.1	10	6	4	0	1	6-0	37	3	0	.120
	Winston-Salem	0-0	.000	3.18	2	0	0	0	1	5.2	5	2	2	1	0	3-0	5	1	0	.238
2014	Winston-Salem	4-4	.500	5.23	35	7	0	0	2	75.2	90	59	44	2	7	46-0	62	10	0	.300
2015	Winston-Salem	1-4	.200	2.97	39	0	0	0	11	57.2	57	25	19	4	2	25-0	58	1	0	.271
<b>MINOR TOTALS</b>		<b>8-8</b>	<b>.500</b>	<b>3.69</b>	<b>90</b>	<b>7</b>	<b>0</b>	<b>0</b>	<b>16</b>	<b>168.1</b>	<b>164</b>	<b>92</b>	<b>69</b>	<b>7</b>	<b>10</b>	<b>80-0</b>	<b>169</b>	<b>15</b>	<b>0</b>	<b>.261</b>

## GONZALEZ, DANIEL — Catcher

**Bats:** Right      **Throws:** Right      **Born:** December 6, 1995, Distrito Simon Rodriguez, Venezuela  
**Height:** 6-1      **Weight:** 190      **Resides:** El Tigre, Venezuela

**Recommended/Signed By:** Amador Arias (White Sox).

**Sox Acquisition:** Signed as a free agent, May 7, 2013.

**Minor League Highlights:** **2015:** Combined to hit .263 (26-99) with three doubles, one home run and 20 RBI over 33 games between the Arizona Rookie League White Sox and Class A Kannapolis ... batted .419 (13-31) with 20 RBI with RISP. **2014:** Hit safely in 20 of his first 21 games to start the season, including a 13-game hitting streak from 5/31-6/20.

YEAR	CLUB	AVG	G	AB	R	H	TB	2B	3B	HR	RBI	SH	SF	HB	BB	SO	SB	CS	OBP	SLG	E
2013	DSL White Sox	.236	46	144	16	34	41	4	2	0	11	3	0	5	22	15	6	4	.357	.292	7
2014	DSL White Sox	.288	47	177	22	51	57	6	0	19	1	1	5	15	12	1	1	.359	.322	5	
2015	AZL White Sox	.273	26	77	8	21	27	3	0	15	0	1	1	4	11	0	1	.313	.351	4	
	Kannapolis	.227	7	22	3	5	5	0	0	0	5	0	0	4	4	0	0	.346	.227	2	
<b>MINOR TOTALS</b>		<b>.264</b>	<b>126</b>	<b>420</b>	<b>49</b>	<b>111</b>	<b>131</b>	<b>13</b>	<b>2</b>	<b>1</b>	<b>50</b>	<b>4</b>	<b>2</b>	<b>11</b>	<b>45</b>	<b>42</b>	<b>7</b>	<b>6</b>	<b>.349</b>	<b>.312</b>	<b>18</b>

## GOOSSEN-BROWN, JOSH — Pitcher

**Bats:** Right      **Throws:** Right      **Born:** February 21, 1991, Sherman Oaks, Calif.  
**Height:** 6-2      **Weight:** 210      **Resides:** Sherman Oaks, Calif.

**Recommended/Signed By:** George Kachigian (White Sox).

**Sox Acquisition:** Selected in the 31st round, June 2014 First-Year Player Draft.

**Minor League Highlights:** **2015:** Missed the entire season due to a right elbow injury. **2014:** Averaged 11.4 strikeouts per 9.0 IP with a 5.4 strikeout-to-walk ratio (27 SO/5 BB) ... made five straight scoreless appearances (7.1 IP) to end the season.

**Miscellaneous/Personal:** Attended the University of San Diego ... received his bachelor's degree in Kinesiology ... is a 2009 graduate of Notre Dame High School in Sherman Oaks, Calif. ... lettered in baseball and football.

YEAR	CLUB	W-L	PCT	ERA	G	GS	CG	SHO	SV	IP	H	R	ER	HR	HB	BB-I	SO	WP	BK	AVG	
2014	AZL White Sox	1-2	.333	3.80	15	0	0	0	3	21.1	18	10	9	2	1	5-0	27	5	0	.228	
2015	DID NOT PLAY DUE TO INJURY																				
<b>MINOR TOTALS</b>		<b>1-2</b>	<b>.333</b>	<b>3.80</b>	<b>15</b>	<b>0</b>	<b>0</b>	<b>0</b>	<b>3</b>	<b>21.1</b>	<b>18</b>	<b>10</b>	<b>9</b>	<b>2</b>	<b>1</b>	<b>5-0</b>	<b>27</b>	<b>5</b>	<b>0</b>	<b>.228</b>	

## GUERRERO, YEURIS — Pitcher

**Bats:** Right      **Throws:** Right      **Born:** September 20, 1995, Bani, Dominican Republic  
**Height:** 6-3      **Weight:** 180      **Resides:** Bani, Dominican Republic

**Recommended/Signed By:** Marco Paddy (White Sox).

**Sox Acquisition:** Signed as a free agent, June 13, 2014.

**Minor League Highlights:** **2014:** Averaged 12.4 strikeouts per 9.0 IP (33 SO/24.0 IP) with a 4.1 strikeout-to-walk ratio (8 BB) with the Dominican Summer League White Sox.

YEAR	CLUB	W-L	PCT	ERA	G	GS	CG	SHO	SV	IP	H	R	ER	HR	HB	BB-I	SO	WP	BK	AVG
2014	DSL White Sox	0-2	.000	1.88	15	1	0	0	3	24.0	21	10	5	0	1	8-0	33	9	2	.223
2015	AZL White Sox	3-6	.333	9.32	13	10	0	0	0	47.1	66	51	49	5	7	29-0	39	12	8	.351
<b>MINOR TOTALS</b>		<b>3-8</b>	<b>.273</b>	<b>6.81</b>	<b>28</b>	<b>11</b>	<b>0</b>	<b>0</b>	<b>3</b>	<b>71.1</b>	<b>87</b>	<b>61</b>	<b>54</b>	<b>5</b>	<b>8</b>	<b>37-0</b>	<b>72</b>	<b>21</b>	<b>10</b>	<b>.309</b>



# MINOR LEAGUE PLAYERS

## HAIRSTON, SCOTT — Outfielder

**Bats:** Right      **Throws:** Right      **Born:** May 25, 1980, Fort Worth, Texas  
**Height:** 6-0      **Weight:** 205      **Resides:** Gilbert, Ariz.

**Sox Acquisition:** Signed as a free agent, November 19, 2015

**Major League Highlights:** **2014:** Was on Washington's disabled list with a strained left oblique from 4/6-5/5 ... made three rehab starts with Class AAA Syracuse. **2013:** Batted a combined .191 (30-157) with five doubles, 10 home runs, 16 RBI, 18 runs scored and two stolen bases over 85 games between the Cubs and Washington ... tied for third in the major leagues with three pinch-hit home runs ... traded by the Cubs to Washington 7/8. **2012:** Set career highs with 20 home runs, 52 runs scored, a .504 slugging percentage and 134 games played in his second season with New York-NL ... hit three pinch-hit homers, tied for second in the majors ... hit for the cycle on 4/27 at Colorado, matching his career high with four hits (third time). **2011:** Appeared in 79 games in his first season with the Mets ... drove in a career-high five runs on 7/16 vs. Philadelphia ... missed the rest of the season after being placed on the disabled list on 8/24 with a strained left oblique. **2010:** Was acquired by San Diego with outfielder Aaron Cunningham from Oakland for infielders Kevin Kouzmanoff and Eric Sogard on 1/16 ... matched a career high with four hits on 7/11 at Colorado (second time). **2009:** Split the season between San Diego and Oakland, batting .265 (114-430) with 27 doubles, two triples, 17 home runs and 64 RBI in 116 games ... set career highs in hits (114), doubles and RBI ... was on San Diego's disabled list from 6/3-2/3 with a strained right biceps ... traded by the Padres to Oakland for pitchers Ryan Webb, Craig Italiano and Sean Gallagher. **2008:** Appeared in 112 games with San Diego before suffering a season-ending injury (torn tendon in left thumb) on 8/27 vs. Arizona ... recorded a career-high, 14-game hitting streak from 4/12-26. **2007:** Combined to hit .243 (64-263) with 18 doubles, two triples, 11 home runs and 36 RBI in 107 games between Arizona and San Diego ... was traded by the Diamondbacks to the Padres in exchange for pitcher Leonel Rosales on 7/27 ... homered in three straight at-bats over two games from 8/3-4 vs. San Francisco ... recorded his first multihomer game on 8/3 vs. the Giants ... was on the disabled list from 8/10-9/7 with a strained left oblique muscle. **2006:** Was on the disabled list from 6/20-7/29 after suffering a right shoulder injury on 6/19 at Pittsburgh. **2004:** Made his major-league debut as a pinch hitter on 5/4 vs. Philadelphia ... recorded his first major-league hit (a solo shot off Carl Pavano) on 5/24 at Florida.

**Minor League Highlights:** **2006:** Led the Pacific Coast League in slugging percentage (.591), ranked fifth in homers (26) and on-base percentage (.407) and sixth in average (.323) at Class AAA Tucson. **2005:** Suffered a season-ending left shoulder injury on 7/22. **2003:** Was rated by *Baseball America* as the No. 1 prospect in the Arizona organization. **2002:** Combined to hit .345 (163-473) with 46 doubles, five triples, 22 home runs with 98 RBI between Class A South Bend and Class A Lancaster ... was named the Diamondbacks Minor League Player of the Year ... was a Midwest League postseason All-Star. **2001:** Was named to the Pioneer League All-Star team ... was selected by Arizona in the third round of the draft.

**Miscellaneous/Personal:** Is one of five members in his family to play in the majors: grandfather, Sammy, played for the White Sox (1951); uncle, Johnny, played for the Cubs (1969); father, Jerry, played for the White Sox (1973-77, '81-89) and Pittsburgh (1977) and brother, Jerry Jr., played for the Baltimore (1998-2004), the Cubs (2005-06), Texas (2006-07), Cincinnati (2008-09), the Yankees (2009), San Diego (2010), Washington (2011), Milwaukee (2011) and the Dodgers (2012-13) ... the Hairstons join the Boones, Bells and Colemans as MLB's only three-generation families ... his father is currently a coaching assistant in the White Sox organization ... attended Central Arizona College in Coolidge, Ariz. ... won the Arizona J.C. triple crown in 2001 ... is a 1999 graduate of Canyon Del Oro High School in Oro Valley, Ariz. ... was originally drafted by the White Sox in the 18th round of the 1999 draft but did not sign.

YEAR	CLUB	AVG	G	AB	R	H	TB	2B	3B	HR	RBI	SH	SF	HB	BB	SO	SB	CS	OBP	SLG	E
2001	Missoula	.347	74	291	81	101	171	16	6	14	65	0	2	7	38	50	2	4	.432	.588	21
2002	South Bend	.332	109	394	79	131	222	35	4	16	72	1	5	10	58	74	9	3	.426	.563	24
	Lancaster	.405	18	79	20	32	63	11	1	6	26	0	1	0	6	16	1	0	.442	.797	1
2003	El Paso	.276	88	337	53	93	158	21	7	10	47	0	1	6	30	80	6	2	.345	.469	15
	Tucson	.000	1	0	0	0	0	0	0	0	1	0	1	0	0	0	0	0	.000	.000	0
2004	Tucson	.313	28	115	29	36	65	8	3	5	20	0	1	1	11	21	0	0	.375	.565	6
	ARIZONA	.248	101	339	39	84	150	15	6	13	29	2	1	1	21	88	3	3	.293	.442	11
2005	ARIZONA	.100	15	20	0	2	127	1	0	0	0	0	0	0	0	6	0	0	.100	.150	0
	Tucson	.311	58	209	45	65	3	8	3	16	40	0	2	5	21	40	3	0	.384	.608	4
2006	Tucson	.323	98	381	83	123	225	22	1	26	81	0	3	4	52	78	3	0	.407	.591	6
	ARIZONA	.400	9	15	2	6	8	2	0	0	2	0	0	0	1	5	0	0	.438	.533	0
2007	ARIZONA	.222	76	176	21	39	63	13	1	3	16	3	0	1	19	37	2	0	.301	.358	6
	SAN DIEGO	.287	31	87	16	25	56	5	1	8	20	0	1	0	7	18	0	0	.337	.644	0
2008	SAN DIEGO	.248	112	326	42	81	156	18	3	17	31	3	2	3	28	84	3	1	.312	.479	4
2009	Lake Elsinore	.100	3	10	1	1	0	0	0	0	0	0	0	2	1	3	0	0	.308	.100	0
	SAN DIEGO	.299	56	197	26	59	105	14	1	10	29	1	0	1	17	45	8	1	.358	.533	2
	OAKLAND	.236	60	233	24	55	91	13	1	7	35	0	5	2	8	38	3	2	.262	.391	2
2010	Lake Elsinore	.571	3	7	1	4	5	1	0	0	1	0	0	0	4	1	0	0	.727	.714	0
	SAN DIEGO	.210	104	295	34	62	102	10	0	10	36	0	4	6	31	69	6	1	.295	.346	8
2011	NEW YORK - NL	.235	79	132	20	31	62	8	1	7	24	0	0	2	11	34	1	1	.303	.470	4
2012	NEW YORK - NL	.263	134	377	52	99	190	25	3	20	57	0	1	1	19	83	8	2	.299	.504	2
2013	CHICAGO - NL	.172	52	99	13	17	43	2	0	8	19	0	2	2	7	25	2	0	.232	.434	4
	WASHINGTON	.224	33	58	5	13	22	3	0	2	7	1	1	0	2	19	0	0	.246	.379	0
2014	Syracuse	.100	3	10	0	1	2	1	0	0	1	0	0	0	2	4	0	0	.250	.200	0
	WASHINGTON	.208	61	77	6	16	23	4	0	1	8	0	4	2	4	26	0	0	.253	.299	2
2015																					
DID NOT PLAY																					
MINOR TOTALS		.320	483	1833	392	587	1039	123	25	93	354	1	16	35	223	367	24	10	.401	.567	77
A.L. TOTALS		.236	60	233	24	55	91	13	1	7	35	0	5	2	8	38	3	2	.262	.391	2
N.L. TOTALS		.244	802	2121	270	518	960	116	16	98	270	10	14	17	163	513	33	9	.274	.452	43
MLB TOTALS		.243	862	2354	294	573	1051	129	17	105	305	10	19	19	171	551	36	11	.298	.446	45

\*Led League

# MINOR LEAGUE PLAYERS

## HANSEN, KYLE — Pitcher

**Bats:** Right      **Throws:** Right      **Born:** April 20, 1991, Glen Cove, N.Y.  
**Height:** 6-8      **Weight:** 235      **Resides:** Glen Cove, N.Y.

**Recommended/Signed By:** Ryan Dorsey (White Sox).

**Sox Acquisition:** Selected in the sixth round, June 2012 First-Year Player Draft.

**Minor League Highlights:** **2015:** Went 2-0 with a 3.18 ERA (12 ER/34.0 IP) over 21 appearances with Class AA Birmingham during the second half, compared to 2-2 with a 4.32 ERA (16 ER/33.1 IP) in 22 first-half outings. **2014:** Combined to go 8-4 with a 3.51 ERA (23 ER/59.0 IP) and 58 strikeouts over 35 appearances between Class A Winston-Salem and Birmingham. **2013:** Averaged 9.6 strikeouts per 9.0 IP (103 SO/96.2 IP) at Class A Kannapolis. **2012:** Was ranked by *Baseball America* as possessing the Best Fastball (also Chris Beck) and Most Intriguing Background in the Sox draft class.

**Miscellaneous/Personal:** Attended St. John's University ... was a First-Team All-Big East selection during his sophomore year and a Second-Team All-American by *Baseball America* in 2010 ... is a 2009 graduate of St. Dominic High School in Oyster Bay, N.Y. ... was twice named First-Team All-State ... led the Bayhawks to their first state championship as a senior ... was selected by Milwaukee in the 40th round of the 2009 draft but did not sign ... his older brother, Craig, was selected by Boston in the first round (26th overall) of the 2005 draft.

YEAR	CLUB	W-L	PCT	ERA	G	GS	CG	SHO	SV	IP	H	R	ER	HR	HB	BB-I	SO	WP	BK	AVG
2012	Bristol	0-0	.000	1.93	5	0	0	0	2	4.2	2	1	1	0	0	4-0	8	0	0	.133
	Great Falls	0-0	.000	40.50	1	0	0	0	0	0.2	2	3	3	0	0	1-0	0	0	0	.667
2013	Kannapolis	6-9	.400	4.10	21	20	0	0	1	96.2	109	57	44	7	2	27-0	103	5	1	.282
2014	Winston-Salem	8-4	.667	3.33	31	0	0	0	2	51.1	48	22	19	1	3	20-1	52	3	0	.245
	Birmingham	0-0	.000	4.70	4	0	0	0	0	7.2	6	4	4	1	0	6-0	6	2	0	.240
2015	Birmingham	4-2	.667	3.74	43	0	0	0	2	67.1	62	33	28	3	4	30-1	47	6	0	.252
<b>MINOR TOTALS</b>		<b>18-15</b>	<b>.545</b>	<b>3.90</b>	<b>105</b>	<b>20</b>	<b>0</b>	<b>0</b>	<b>7</b>	<b>228.1</b>	<b>229</b>	<b>120</b>	<b>99</b>	<b>12</b>	<b>9</b>	<b>88-2</b>	<b>216</b>	<b>16</b>	<b>1</b>	<b>.263</b>

## HASLER, DREW — Pitcher

**Bats:** Right      **Throws:** Right      **Born:** August 14, 1993, Hickory, N.C.  
**Height:** 6-6      **Weight:** 245      **Resides:** Valparaiso, Ind.

**Recommended/Signed By:** Garrett Guest (White Sox).

**Sox Acquisition:** Selected in the 34th round, June 2015 First-Year Player Draft.

**Minor League Highlights:** **2015:** Posted a 1.88 ERA (3 ER/14.1 IP) over his final nine outings at Advanced Rookie Great Falls.

**Miscellaneous/Personal:** Attended Valparaiso University ... graduated from Mishawaka Marian High School in Mishawaka, Ind. ... his father, Curt, is the White Sox minor league pitching coordinator.

YEAR	CLUB	W-L	PCT	ERA	G	GS	CG	SHO	SV	IP	H	R	ER	HR	HB	BB-I	SO	WP	BK	AVG
2015	Great Falls	1-1	.500	3.34	18	0	0	0	0	29.2	31	14	11	1	2	9-2	23	1	0	.267

## HAVILAND, SHAWN — Pitcher

**Bats:** Left      **Throws:** Right      **Born:** November 10, 1985, Middletown, Conn.  
**Height:** 6-2      **Weight:** 225      **Resides:** Boston, Mass.

**Recommended/Signed By:** Buddy Bell (White Sox).

**Sox Acquisition:** Signed as a free agent, February 10, 2016.

**Minor League Highlights:** **2015:** Went a combined 5-10 with a 4.97 ERA (53 ER/114.0 IP) and 82 strikeouts over 25 games (19 starts) between Class AAA Charlotte in the White Sox system and Class AAA Pawtucket in the Boston organization ... was on the disabled list from 7/10-18 with a sprained right ankle ... was traded by the White Sox to Colorado in exchange for cash considerations on 7/22 ... was acquired by Boston from the Rockies on 8/5. **2014:** Combined to go 8-9 with a 3.82 ERA (69 ER/162.2 IP) and 109 strikeouts in 28 starts between Class A Stockton and Class AA Midland in the Oakland organization. **2013:** Missed the entire season due to a right elbow injury. **2012:** Pitched for the Phoenix Desert Dogs in the Arizona Fall League. **2011:** Tied for sixth among A's minor-leaguers in strikeouts (104) and ranked ninth in IP (120.0). **2010:** Ranked second in the California League in strikeouts (166) ... was named a CL postseason All-Star ... earned CL Pitcher of the Week honors for the periods of 7/26-8/1 and 8/16-22. **2009:** Finished tied for fourth in the Midwest League with 121 strikeouts ... was named to the MWL midseason All-Star Team. **2008:** Ranked among the Northwest League leaders in strikeouts (T10th, 61) ... was selected by Oakland in the 33rd round of the June First-Year Player Draft.

**Miscellaneous/Personal:** Graduated from Harvard University ... is a 2004 graduate of Farmington (Conn.) High School.

YEAR	CLUB	W-L	PCT	ERA	G	GS	CG	SHO	SV	IP	H	R	ER	HR	HB	BB-I	SO	WP	BK	AVG
2008	Vancouver	2-3	.400	3.48	18	9	0	0	0	54.1	56	25	21	1	3	18-1	61	8	1	.262
2009	Kane County	6-11	.353	4.71	28	28	0	0	0	153.0	170	90	80	9	13	53-0	121	13	1	.283
2010	Sacramento	0-0	.000	5.40	1	1	0	0	0	3.1	6	5	2	0	0	2-0	3	0	0	.353
	Stockton	9-6	.600	3.65	27	27	0	0	0	150.1	156	77	61	15	17	40-0	166	12	1	.266
2011	Midland	6-12	.333	7.08	27	27	0	0	0	143.2	205	133	113	24	6	42-1	110	15	2	.330
2012	Midland	6-8	.429	4.80	31	21	0	0	2	120.0	124	72	64	11	14	47-2	104	13	0	.268
2013	DID NOT PLAY DUE TO INJURY																			
2014	Stockton	1-2	.333	3.24	3	3	0	0	0	16.2	12	8	6	2	3	4-0	14	2	0	.254
	Midland	7-7	.500	3.87	25	25	0	0	0	146.1	137	70	63	14	8	51-0	95	8	0	.194
2015	Charlotte	4-5	.444	4.19	19	13	0	0	0	77.1	83	45	36	10	6	19-0	59	2	0	.272
	Pawtucket	1-5	.167	4.17	6	6	0	0	0	36.2	41	18	17	1	5	9-0	23	1	0	.289
<b>MINOR TOTALS</b>		<b>42-59</b>	<b>.416</b>	<b>4.62</b>	<b>185</b>	<b>160</b>	<b>0</b>	<b>0</b>	<b>2</b>	<b>901.2</b>	<b>990</b>	<b>543</b>	<b>463</b>	<b>87</b>	<b>75</b>	<b>285-4</b>	<b>756</b>	<b>74</b>	<b>5</b>	<b>.279</b>

# MINOR LEAGUE PLAYERS

## HAYES, DANNY — Infielder

Bats: Left

Throws: Right

Born: September 21, 1990, Sacramento, Calif.

Height: 6-4

Weight: 200

Resides: Rancho Murieta, Calif.

Recommended/Signed By: J.J. Lally (White Sox).

Sox Acquisition: Selected in the 13th round, June 2013 First-Year Player Draft.

**Minor League Highlights:** **2015:** Led the Southern League in walks (98) at Class AA Birmingham ... following the season, was rated by *Baseball America* as the Best Defensive First Baseman in the SL. **2014:** Led the South Atlantic League in walks (73), tied for fourth in doubles (33) and ranked fifth in RBI (75) and on-base percentage (.381) ... led Class A Kannapolis in average (.283), hits (134), home runs (11), RBI, walks, slugging (.440) and on-base percentage ... hit .329 (25-76) over 22 games in June. **2013:** Recorded 17 multihit efforts and drove in at least one run in 31 of 58 games at Advanced Rookie Great Falls ... helped team reach the Pioneer League playoffs.

**Miscellaneous/Personal:** Attended Oregon State University ... was named to the 2012 Baton Rouge All-Tournament Team ... is a 2009 graduate of Jesuit High School in Carmichael, La. ... lettered three years in baseball.

YEAR	CLUB	AVG	G	AB	R	H	2B	3B	HR	RBI	SH	SF	HB	BB	SO	SB	CS	OBP	SLG	E	
2013	Great Falls	.267	58	232	39	62	100	19	2	5	51	2	5	0	34	51	0	1	.354	.431	3
2014	Kannapolis	.283	130	473	65	134	208	33	4	11	75	5	4	4	*73	119	1	1	.381	.440	10
2015	Birmingham	.248	129	431	53	107	155	21	3	7	58	2	4	3	*98	109	0	2	.388	.360	6
<b>MINOR TOTALS</b>		<b>.267</b>	<b>317</b>	<b>1136</b>	<b>157</b>	<b>303</b>	<b>463</b>	<b>73</b>	<b>9</b>	<b>23</b>	<b>184</b>	<b>9</b>	<b>13</b>	<b>7</b>	<b>205</b>	<b>279</b>	<b>1</b>	<b>4</b>	<b>.378</b>	<b>.408</b>	<b>19</b>

\*Led League

## HEIDENREICH, MATT — Pitcher

Bats: Right

Throws: Right

Born: January 17, 1991, Mission Viejo, Calif.

Height: 6-5

Weight: 205

Resides: Coronado, Calif.

Recommended/Signed By: Mike Baker (White Sox).

Sox Acquisition: Signed as a free agent, December 1, 2014.

**Minor League Highlights:** **2015:** Combined to go 13-5 with a 2.85 ERA (49 ER/154.2 IP) and 126 strikeouts over 25 starts between Class A Winston-Salem and Class AA Birmingham ... named Carolina League Pitcher of the Year ... was named to the CL mid and postseason All-Star teams ... led the CL in wins (12), ranked second in ERA (2.76) and seventh in strikeouts (103). **2014:** Went a combined 4-4 with a 6.41 ERA (62 ER/87.0 IP), three saves and 84 strikeouts in 28 games (11 starts) with Class A Lancaster and Class AA Corpus Christi in the Houston organization. **2013:** Went 4-5 with a 7.81 ERA (57 ER/65.2 IP) and 41 strikeouts in 31 appearances (eight starts) between the Gulf Coast League Astros and Corpus Christi ... was on the disabled list with right shoulder tendinitis from 7/22-8/26, including a rehab assignment to the GCL Astros ... made six starts with Peoria of the Arizona Fall League (2-1, 2.14 ERA). **2012:** Combined to go 12-5 with a 3.95 ERA (64 ER/146.0 IP), two complete games, a shutout and 97 strikeouts in 26 games (25 starts) between Class A Winston-Salem, Birmingham and Corpus Christi ... was traded by the White Sox with pitchers Blair Walters and Chris Devenski to Houston in exchange for pitcher Brett Myers on 7/21. **2011:** Ranked third in the South Atlantic League in wins and fourth in IP. **2010:** Combined to go 6-2 with a 2.69 ERA (23 ER/77.0 IP) and 60 strikeouts in 14 appearances (11 starts) between Advanced Rookie Bristol and Kannapolis ... tied for second in the Pioneer League in ERA (2.49) and ranked third in IP (76.0). **2009:** Was selected by the White Sox in the fourth round of the draft.

**Miscellaneous/Personal:** Is a 2009 graduate of Temescal Canyon High School in Lake Elsinore, Calif.

YEAR	CLUB	W-L	PCT	ERA	G	GS	CG	SHO	SV	IP	H	R	ER	HR	HB	BB-I	SO	WP	BK	AVG
2009	Bristol	0-1	.000	4.50	16	0	0	0	0	22.0	22	14	11	2	0	12-0	12	2	0	.256
2010	Bristol	6-2	.750	2.49	13	11	0	0	0	76.0	73	30	21	2	4	11-0	58	4	0	.253
	Kannapolis	0-0	.000	18.00	1	0	0	0	0	1.0	3	2	2	0	0	0-0	2	0	0	.600
2011	Kannapolis	10-10	.500	4.32	27	27	0	0	0	154.1	174	91	74	13	11	31-0	101	5	0	.277
2012	Winston-Salem	8-2	.800	3.57	15	15	2	1	0	93.1	88	42	37	12	4	13-0	62	3	0	.248
	Birmingham	1-2	.333	5.89	3	3	0	0	0	18.1	27	14	12	1	0	5-0	9	0	0	.338
	Corpus Christi	3-1	.750	3.93	8	7	0	0	0	34.1	39	22	15	2	2	7-1	26	2	0	.277
2013	GCL Astros	0-0	.000	5.73	6	1	0	0	0	11.0	12	9	7	0	1	2-0	7	0	1	.267
	Corpus Christi	4-5	.444	8.23	25	7	0	0	0	54.2	83	54	30	6	6	16-2	34	2	0	.356
2014	Lancaster	3-4	.429	5.40	16	6	0	0	2	53.1	74	38	32	6	3	14-0	54	2	0	.323
	Corpus Christi	1-0	1.000	8.02	12	5	0	0	1	33.2	51	34	30	4	1	21-1	30	1	0	.347
2015	Winston-Salem	*12-3	.800	2.76	21	21	1	0	0	130.2	129	46	40	8	5	23-0	103	5	0	.254
	Birmingham	1-2	.333	3.38	4	4	0	0	0	24.0	22	9	9	1	0	6-0	23	2	0	.242
<b>MINOR TOTALS</b>		<b>49-32</b>	<b>.605</b>	<b>4.33</b>	<b>167</b>	<b>107</b>	<b>3</b>	<b>1</b>	<b>3</b>	<b>706.2</b>	<b>797</b>	<b>405</b>	<b>340</b>	<b>60</b>	<b>37</b>	<b>161-4</b>	<b>521</b>	<b>28</b>	<b>1</b>	<b>.281</b>

\*Led League

## HICKMAN, BLAKE — Pitcher

Bats: Right

Throws: Right

Born: October 29, 1993, Chicago, Ill.

Height: 6-5

Weight: 225

Resides: Palos Hills, Ill.

Recommended/Signed By: J.J. Lally (White Sox).

Sox Acquisition: Selected in the seventh round, June 2015 First-Year Player Draft.

**Minor League Highlights:** **2015:** Missed the entire season after having season-ending surgery to repair the ulnar collateral ligament in his right elbow on 6/20.

**Miscellaneous/Personal:** Attended the University of Iowa ... was named a Louisville Slugger Third-team All-American, an ABCA second-team All-Midwest Region honoree and first-team All-Big Ten after tying for the fifth-most wins (nine) in the Big Ten ... was a two-way player before transitioning solely to a pitcher in 2014 ... graduated in 2012 from Simeon Career Academy (Chicago, Ill.) ... was ranked as the fifth best player in the state of Illinois ... member of the Amateur City Elite (ACE) youth program.

# MINOR LEAGUE PLAYERS

## HINCHLEY, RYAN — Pitcher

**Bats:** Left      **Throws:** Left      **Born:** January 9, 1993, Elk Grove Village, Ill.  
**Height:** 6-3      **Weight:** 200      **Resides:** Elmhurst, Ill.

**Recommended/Signed By:** Garrett Guest (White Sox).

**Sox Acquisition:** Selected in the ninth round, June 2015 First-Year Player Draft.

**Minor League Highlights:** 2015: Held lefties to a .207 (6-29) average, compared to a .341 (28-82) mark against right-handers at Advanced Rookie Great Falls.

**Miscellaneous/Personal:** Attended the University of Illinois-Chicago ... was named to the All-Horizon League Second Team in 2015 after leading the Flames to the Horizon League regular season title ... his 10 saves in 2015 were the third-most in a single season in school history ... is a 2011 graduate of York Community High School in Elmhurst, Ill. ... played baseball, basketball and ran cross country.

YEAR	CLUB	W-L	PCT	ERA	G	GS	CG	SHO	SV	IP	H	R	ER	HR	HB	BB-I	SO	WP	BK	AVG
2015	Great Falls	3-2	.600	6.15	21	0	0	2	0	26.1	34	28	18	0	4	23-0	32	11	1	.306

## ISLER, ZACHARY — Pitcher

**Bats:** Right      **Throws:** Right      **Born:** October 31, 1990, Jacksonville, Ark.  
**Height:** 6-5      **Weight:** 230      **Resides:** Union, Ky.

**Recommended/Signed By:** Phil Gulley (White Sox).

**Sox Acquisition:** Selected in the eighth round, June 2012 First-Year Player Draft.

**Minor League Highlights:** 2015: Combined to go 1-3 with a 3.94 ERA (26 ER/59.1 IP), 10 saves and 31 strikeouts over 39 appearances between Class A Winston-Salem, Class AA Birmingham and Class AAA Charlotte ... ranked fifth among White Sox minor leaguers in saves ... went 10-14 (71.4 percent) in save opportunities. 2014: Averaged 9.5 strikeouts per 9.0 IP (44 SO/41.2 IP) at Winston-Salem.

**Miscellaneous/Personal:** Attended the University of Cincinnati from 2010-12 ... is a 2009 graduate of Covington (Ky.) Catholic High School ... earned First-Team All-State honors as a senior.

YEAR	CLUB	W-L	PCT	ERA	G	GS	CG	SHO	SV	IP	H	R	ER	HR	HB	BB-I	SO	WP	BK	AVG
2012	Great Falls	3-2	.600	4.50	18	1	0	0	0	44.0	52	25	22	2	3	12-0	33	5	0	.304
2013	Kannapolis	5-4	.556	5.65	27	0	0	0	4	51.0	62	39	32	4	3	20-0	41	7	0	.301
2014	Winston-Salem	1-8	.111	5.18	37	0	0	0	4	41.2	59	33	24	2	1	25-2	44	2	0	.326
2015	Winston-Salem	0-2	.000	3.47	14	0	0	0	3	23.1	27	13	9	0	0	4-0	15	3	0	.297
	Birmingham	1-1	.500	3.44	24	0	0	0	7	34.0	30	14	13	5	2	7-0	16	1	0	.236
	Charlotte	0-0	.000	18.00	1	0	0	0	0	2.0	6	4	4	0	0	0-0	0	0	0	.500
<b>MINOR TOTALS</b>		<b>10-17</b>	<b>.370</b>	<b>4.78</b>	<b>121</b>	<b>1</b>	<b>0</b>	<b>0</b>	<b>18</b>	<b>196.0</b>	<b>236</b>	<b>128</b>	<b>104</b>	<b>13</b>	<b>9</b>	<b>68-0</b>	<b>149</b>	<b>18</b>	<b>0</b>	<b>.299</b>

## JARVIS, JAKE — Infielder

**Bats:** Right      **Throws:** Right      **Born:** February 23, 1995, Conroe, Texas  
**Height:** 6-0      **Weight:** 180      **Resides:** Cypress, Texas

**Recommended/Signed By:** Keith Staab (White Sox).

**Sox Acquisition:** Selected in the 10th round, June 2014 First-Year Player Draft.

**Miscellaneous/Personal:** Graduated from Klein Collins High School in Spring, Texas ... was named a Perfect Game USA pre-season First-Team High School Underclassman All-America in 2012 and 2013 ... was named District 13-5A Most Valuable Player as a junior in 2013 ... tabbed All-District 13-5A First Team as a sophomore in 2012.

YEAR	CLUB	AVG	G	AB	R	H	TB	2B	3B	HR	RBI	SH	SF	HB	BB	SO	SB	CS	OBP	SLG	E
2014	AZL White Sox	.221	29	95	11	21	25	4	0	0	11	1	0	6	10	30	1	0	.333	.263	4
2015	Great Falls	.234	45	171	18	40	60	7	2	3	21	1	1	3	6	44	1	0	.271	.351	10
<b>MINOR TOTALS</b>		<b>.229</b>	<b>74</b>	<b>266</b>	<b>29</b>	<b>61</b>	<b>85</b>	<b>11</b>	<b>2</b>	<b>3</b>	<b>32</b>	<b>2</b>	<b>1</b>	<b>9</b>	<b>16</b>	<b>74</b>	<b>2</b>	<b>0</b>	<b>.295</b>	<b>.320</b>	<b>14</b>

## JONES, HUNTER — Outfielder

**Bats:** Right      **Throws:** Right      **Born:** August 17, 1991, Seattle, Wash.  
**Height:** 6-0      **Weight:** 180      **Resides:** Lakewood, Calif.

**Sox Acquisition:** Signed as a free agent, November 5, 2013.

**Minor League Highlights:** 2015: Combined to hit .208 (41-197) with four doubles, one triple, 10 RBI and 31 runs scored in 53 games between the Arizona Rookie League White Sox and Class A Kannapolis. 2014: Hit .266 (71-267) with 12 doubles, four triples, nine home runs, 30 RBI, 55 runs scored and 20 stolen bases in 69 games between Advanced Rookie Great Falls and Kannapolis ... recorded a hit in 24 of his 28 games with Great Falls. 2013: Did not play after being released by the Cleveland organization on 3/23. 2010: Selected by Cleveland in the 11th round of the draft.

**Miscellaneous/Personal:** Is 2010 graduate of Lakewood (Calif.) High School.

YEAR	CLUB	AVG	G	AB	R	H	TB	2B	3B	HR	RBI	SH	SF	HB	BB	SO	SB	CS	OBP	SLG	E
2010	AZL Indians	.190	11	42	4	8	8	0	0	0	1	0	0	1	5	13	5	0	.292	.190	2
2011	AZL Indians	.257	23	74	5	19	23	2	1	0	9	1	2	0	9	9	5	2	.329	.311	1
2012	Mahoning	.230	52	174	17	40	49	5	2	0	11	6	0	1	12	41	3	3	.283	.282	2
2013		DID NOT PLAY																			
2014	Kannapolis	.205	41	156	27	32	64	5	1	5	15	0	1	7	16	45	11	2	.306	.346	1
	Great Falls	.351	28	111	28	39	54	7	3	4	15	0	1	0	12	24	9	1	.411	.577	0
2015	AZL White Sox	.226	7	31	6	7	9	0	1	0	0	0	0	3	6	7	1	294	.290	0	
	Kannapolis	.205	46	166	25	34	38	4	0	0	9	2	3	5	21	42	15	3	.308	.229	2
<b>MINOR TOTALS</b>		<b>.237</b>	<b>208</b>	<b>754</b>	<b>112</b>	<b>179</b>	<b>245</b>	<b>23</b>	<b>8</b>	<b>9</b>	<b>61</b>	<b>9</b>	<b>7</b>	<b>14</b>	<b>78</b>	<b>180</b>	<b>55</b>	<b>12</b>	<b>.318</b>	<b>.325</b>	<b>8</b>

# MINOR LEAGUE PLAYERS

## KATZ, ALEX — Pitcher

**Bats:** Left **Throws:** Left **Born:** October 12, 1994, Manhasset, N.Y.  
**Height:** 5-11 **Weight:** 195 **Resides:** New Hyde Park, N.Y.

**Recommended/Signed By:** Joel Grampietro (White Sox).

**Sox Acquisition:** Selected in the 27th round, June 2015 First-Year Player Draft.

**Minor League Highlights: 2015:** Combined to go 2-0 with a 2.20 ERA (8 ER/32.2 IP), four saves and 40 strikeouts over 18 appearances (one start) between Advanced Rookie Great Falls and Arizona Rookie League White Sox ... averaged 11.0 strikeouts per 9.0 IP ... allowed one earned run or less in 16 of his outings.

**Miscellaneous/Personal:** Attended St. John's University in Jamaica, N.Y. ... went 3-1 with a 3.40 ERA (29 ER/55.2 IP) in 19 appearances (six starts) as a senior ... owned a 5-6 record with a 3.96 ERA in 57 games (17 starts) for his career with the Red Storm ... studied sport management ... is a graduate of Herricks High School in New Hyde Park, N.Y.

YEAR	CLUB	W-L	PCT	ERA	G	GS	CG	SHO	SV	IP	H	R	ER	HR	HB	BB-I	SO	WP	BK	AVG
2015	Great Falls	0-1	.000	1.52	12	1	0	0	3	23.2	19	9	4	0	0	7-0	31	5	0	.216
	AZL White Sox	0-1	.000	4.00	6	0	0	0	1	9.0	7	5	4	0	0	4-0	9	3	0	.206
<b>MINOR TOTALS</b>		<b>0-1</b>	<b>.000</b>	<b>2.20</b>	<b>18</b>	<b>1</b>	<b>0</b>	<b>0</b>	<b>4</b>	<b>32.2</b>	<b>26</b>	<b>14</b>	<b>8</b>	<b>0</b>	<b>0</b>	<b>11-0</b>	<b>40</b>	<b>8</b>	<b>0</b>	<b>.213</b>

## KRIST, CHADD — Catcher

**Bats:** Right **Throws:** Right **Born:** January 28, 1990, Santa Rosa, Calif.  
**Height:** 5-11 **Weight:** 190 **Resides:** Petaluma, Calif.

**Sox Acquisition:** Signed as a free agent, November 20, 2015

**Minor League Highlights: 2015:** Batted .187 (32-171) with three doubles, two triples, four home runs, 16 RBI and 17 runs scored over 52 games between Class A Jupiter and Class AA Jacksonville in the Miami organization. **2014:** Combined to hit .217 (47-116) with 11 doubles, four home runs and 19 RBI over 60 games between Class A Daytona and Jupiter in the Cubs organization ... was released by the Cubs on 8/12 ... was signed by Miami as a free agent on 8/17. **2013:** Batted .255 (67-263) with 16 doubles, five home runs and 36 RBI over 77 games between Class A Kane County and Daytona. **2012:** Combined to hit .274 (57-208) with 19 doubles, a triple, four home runs with 29 RBI in 56 games between Class A Boise and Class A Peoria ... was rated by *Baseball America* Best Defensive Catcher in the Cubs organization following the season ... was selected by the Cubs in the ninth round of the draft.

**Miscellaneous/Personal:** Attended the University of California-Berkeley ... graduated from Petaluma (Calif.) High School ... completed his high school career batting .359 with 31 doubles, three triples, seven home runs and 73 RBI ... was selected by the White Sox in 13th round of the 2011 draft but did not sign.

YEAR	CLUB	AVG	G	AB	R	H	TB	2B	3B	HR	RBI	SH	SF	HB	BB	SO	SB	CS	OBP	SLG	E
2012	Boise	.328	16	58	9	19	23	4	0	6	0	1	0	4	5	0	0	0	.365	.397	0
	Peoria	.253	40	150	18	38	67	15	1	4	23	1	3	2	15	33	0	1	.324	.447	3
2013	Kane County	.263	12	38	7	10	12	2	0	2	0	0	2	8	7	0	1	1	.417	.316	0
	Daytona	.253	65	225	28	57	86	14	0	5	34	0	2	4	31	50	4	2	.351	.382	8
2014	Daytona	.220	52	186	20	41	62	9	0	4	18	0	1	2	17	42	3	1	.291	.333	4
	Jupiter	.200	8	30	1	6	8	2	0	0	1	0	0	0	12	0	0	0	.200	.267	0
2015	Jupiter	.167	5	18	1	3	6	0	0	1	2	0	0	1	1	6	0	0	.250	.333	0
	Jacksonville	.190	47	153	16	29	45	3	2	3	14	0	0	0	14	43	0	0	.257	.294	2
<b>MINOR TOTALS</b>		<b>.237</b>	<b>245</b>	<b>858</b>	<b>100</b>	<b>203</b>	<b>309</b>	<b>49</b>	<b>3</b>	<b>17</b>	<b>100</b>	<b>1</b>	<b>7</b>	<b>11</b>	<b>90</b>	<b>198</b>	<b>7</b>	<b>5</b>	<b>.315</b>	<b>.360</b>	<b>17</b>

## LANE, MATTHEW — Pitcher

**Bats:** Right **Throws:** Left **Born:** August 11, 1990, Jackson, Miss.  
**Height:** 6-6 **Weight:** 205 **Resides:** Marietta, Ga.

**Recommended/Signed By:** Warren Hughes (White Sox).

**Sox Acquisition:** Selected in the ninth round, June 2011 First-Year Player Draft.

**Minor League Highlights: 2015:** Missed the season due to a left elbow injury. **2014:** Missed the entire season due to a left elbow injury. **2013:** Missed the entire season due to a left elbow injury. **2012:** Led Class A Kannapolis in IP (120.2) and strikeouts (93).

**Miscellaneous/Personal:** Attended Mississippi State University ... is a 2009 graduate of Pope High School in Marietta, Ga.

YEAR	CLUB	W-L	PCT	ERA	G	GS	CG	SHO	SV	IP	H	R	ER	HR	HB	BB-I	SO	WP	BK	AVG
2011	Bristol	1-2	.333	11.02	17	0	0	0	1	16.1	25	23	20	1	1	7-0	13	3	0	.342
2012	Kannapolis	4-5	.444	4.55	32	17	0	0	0	120.2	145	81	61	6	5	41-0	93	12	0	.303
2013	DID NOT PLAY DUE TO INJURY																			
2014	DID NOT PLAY DUE TO INJURY																			
2015	DID NOT PLAY DUE TO INJURY																			
<b>MINOR TOTALS</b>		<b>5-7</b>	<b>.417</b>	<b>5.32</b>	<b>49</b>	<b>17</b>	<b>0</b>	<b>0</b>	<b>1</b>	<b>137.0</b>	<b>170</b>	<b>104</b>	<b>81</b>	<b>7</b>	<b>6</b>	<b>48-0</b>	<b>106</b>	<b>15</b>	<b>0</b>	<b>.309</b>

## Young Guns

Class A Winston-Salem ranked second in the Carolina League with a 3.13 ERA in 2015. Right-hander Matt Heidenreich, who went 12-3 with a 2.76 ERA (40 ER/130.2 IP) in 21 starts before being promoted to Class AA Birmingham, was named CL Pitcher of the Year. Heidenreich led the CL in wins and ranked second in ERA. Spencer Adams and Carson Fulmer combined to go 3-0 with a 2.10 ERA (12 ER/51.1 IP) over 13 starts after being promoted to the Dash.



# MINOR LEAGUE PLAYERS

## LASSITER, LONDON — Outfielder

**Bats:** Right      **Throws:** Right      **Born:** June 14, 1993, Thomasville, N.C.  
**Height:** 6-1      **Weight:** 195      **Resides:** High Point, N.C.

**Recommended/Signed By:** Abe Fernandez (White Sox).

**Sox Acquisition:** Selected in the 21st round, June 2015 First-Year Player Draft.

**Minor League Highlights: 2015:** Tied for eighth in the Pioneer League in batting average (.312) ... led Advanced Rookie Great Falls in walks (30), on-base percentage (.420), tied for the team lead in average and ranked third in runs scored (34) ... collected a season-high three hits on 7/12 vs. Ogden ... recorded a season-high five RBI on 7/18 at Idaho Falls.

**Miscellaneous/Personal:** Attended the University of North Carolina ... hit .324 (221-683) with two home runs and 75 RBI over his career, including .302 (61-202) with 14 doubles and 26 RBI as a junior ... was named a Freshman All-American by *Baseball America*, Perfect Game, NCBWA and Louisville Slugger after hitting .358 (92-257) with 28 RBI and 75 runs scored ... originally was drafted in the 16th round of the 2012 Draft by Arizona Diamondbacks but did not sign ... is a graduate of North Davidson High School in Lexington, N.C. ... his brother, Garron, played five seasons in the Yankees minor-league system from 2008-12.

YEAR	CLUB	AVG	G	AB	R	H	TB	2B	3B	HR	RBI	SH	SF	HB	BB	SO	SB	CS	OBP	SLG	E
2015	Great Falls	.312	49	170	34	53	76	10	2	3	21	4	3	4	30	37	6	1	.420	.447	2

## LECHICH, LOUIE — Outfielder

**Bats:** Left      **Throws:** Left      **Born:** November 19, 1991, Stockton, Calif.  
**Height:** 6-4      **Weight:** 200      **Resides:** Stockton, Calif.

**Recommended/Signed By:** George Kachigian (White Sox).

**Sox Acquisition:** Selected in the sixth round, June 2014 First-Year Player Draft.

**Minor League Highlights: 2015:** Ranked fifth in the South Atlantic League in RBI (71) at Class A Kannapolis. **2014:** Batted .307 (35-114) over his last 30 games at Advanced Rookie Great Falls ... was rated by *Baseball America* as the Best Defensive Player in the White Sox draft class.

**Miscellaneous/Personal:** Attended the University of San Diego ... helped lead the team to the WCC Tournament championship and NCAA Regionals in 2013 ... graduated from St. Mary's High School in Stockton, Calif. in 2010 ... lettered in baseball and football.

YEAR	CLUB	AVG	G	AB	R	H	TB	2B	3B	HR	RBI	SH	SF	HB	BB	SO	SB	CS	OBP	SLG	E
2014	Great Falls	.254	61	228	32	58	90	13	2	5	22	0	1	2	10	56	4	1	.290	.395	3
2015	Kannapolis	.253	130	494	59	125	168	19	3	6	71	5	5	3	36	99	19	3	.305	.340	5
<b>MINORS TOTALS</b>		<b>.253</b>	<b>191</b>	<b>722</b>	<b>91</b>	<b>183</b>	<b>258</b>	<b>32</b>	<b>5</b>	<b>11</b>	<b>93</b>	<b>5</b>	<b>6</b>	<b>5</b>	<b>46</b>	<b>155</b>	<b>23</b>	<b>5</b>	<b>.300</b>	<b>.357</b>	<b>8</b>

## LEMON, MARCUS — Infielder

**Bats:** Left      **Throws:** Right      **Born:** June 3, 1988, Lakeland, Fla.  
**Height:** 5-11      **Weight:** 175      **Resides:** Umatilla, Fla.

**Sox Acquisition:** Signed as a free agent, March 12, 2015.

**Minor League Highlights: 2015:** Spent the season at Class AA Birmingham ... batted .385 (10-26) with a double and three RBI over a season-high, nine-game hitting streak from 5/20-6/1. **2014:** Hit a combined .222 (47-212) with 10 doubles, one triple, three home runs and 15 RBI over 71 games between Class AA Erie and Class AAA Toledo in the Detroit organization ... batted .315 (25-124) with five home runs and 21 RBI in 33 games for Canberra in the Australian Baseball League. **2012:** Batted .324 at Class A Lakeland ... compiled a pair of 11-game hitting streaks, batting .468 (22-51) with three doubles, two triples and five RBI from 7/25-8/11 and .390 (16-41) with a triple, home run and four RBI from 8/19-9/2 ... was signed by Detroit as a free agent on 2/27. **2011:** Hit a combined .254 (86-339) with 15 doubles, three triples, two home runs and 21 RBI in 108 games between Class A Lynchburg and Class AA Mississippi in the Atlanta organization ... was traded by Texas to the Braves on 3/30. **2010:** Earned Texas League Player of the Week honors for the period of 6/21-27 with Class A Frisco ... hit .429 (18-42) with two doubles, a home run and eight RBI over a nine-game hitting streak from 6/21-7/9 ... was on the disabled list with a strained right hamstring from 6/29-7/8. **2009:** Was named TL Player of the Week for the period of 4/8-19. **2008:** Batted .303 (33-109) with one home run and 14 RBI vs. left-handers and .293 (99-338) with seven homers and 32 RBI against righties at Class A Bakersfield ... was on the disabled list with a strained right hamstring from 4/3-15. **2006:** Was selected by Texas in the fourth round of the draft ... was ranked by *Baseball America* as the No. 120 prospect prior to the draft.

**Miscellaneous/Personal:** Was the starting shortstop for 2005 Pan-Am Junior Championships and led the team in hits (14), runs (12), doubles (3) and on-base percentage (.511) ... is a 2006 graduate of Eustis (Fla.) High School ... father, Chet, is a three-time American League All-Star who played 16 major-league seasons with the White Sox (1975-81) and Detroit (1982-90).

YEAR	CLUB	AVG	G	AB	R	H	TB	2B	3B	HR	RBI	SH	SF	HB	BB	SO	SB	CS	OBP	SLG	E
2006	AZL Rangers	.310	24	84	16	26	34	4	2	0	9	1	0	0	16	10	11	2	.420	.405	11
2007	Clinton	.261	128	460	62	120	167	26	6	3	38	3	5	11	56	100	12	14	.352	.363	31
2008	Bakersfield	.295	118	447	80	132	194	30	4	8	47	14	0	10	46	69	12	8	.374	.434	43
2009	Frisco	.262	126	451	56	118	150	19	5	1	41	13	2	2	42	70	7	4	.326	.333	24
2010	Frisco	.271	111	468	55	127	166	22	4	3	40	5	4	3	36	82	7	7	.325	.355	12
2011	Mississippi	.247	56	162	13	40	49	5	2	0	11	3	0	1	11	6	30	2	.278	.302	4
	Lynchburg	.260	52	177	21	46	64	10	1	2	10	6	0	0	17	23	6	3	.325	.362	2
2012	Lakeland	.324	81	281	47	91	125	19	3	3	29	7	1	2	28	40	10	4	.388	.445	2
2013	Erie	.241	97	294	43	71	96	8	7	1	28	6	1	3	25	63	2	4	.307	.327	12
2014	Erie	.252	50	159	24	40	6	9	1	3	14	3	1	1	12	31	1	3	.306	.377	5
	Toledo	.132	21	53	3	7	8	1	0	0	0	0	0	0	6	13	0	1	.220	.151	1
2015	Birmingham	.268	95	265	28	71	97	11	3	3	33	10	3	5	16	60	3	3	.318	.366	9
<b>MINORS TOTALS</b>		<b>.269</b>	<b>959</b>	<b>3301</b>	<b>448</b>	<b>889</b>	<b>1210</b>	<b>164</b>	<b>38</b>	<b>27</b>	<b>301</b>	<b>71</b>	<b>17</b>	<b>38</b>	<b>306</b>	<b>691</b>	<b>73</b>	<b>54</b>	<b>.337</b>	<b>.367</b>	<b>156</b>

# MINOR LEAGUE PLAYERS

## LEONARDS, RYAN — Infielder

Bats: Right  
Height: 5-11

Throws: Right  
Weight: 195

Born: July 22, 1991, Lafayette, La.  
Resides: Crowley, La.

Recommended/Signed By: Warren Hughes (White Sox).

Sox Acquisition: Selected in the 21st round, June 2014 First-Year Player Draft.

**Minor League Highlights:** 2015: Combined to hit .266 (81-304) with 16 doubles, one triple, two home runs and 28 RBI in 91 games between Class A Kannapolis and Class AA Birmingham ... batted .300 (9-34) with four doubles and four RBI during an eight-game hitting streak from 5/8-18. 2014: Combined to hit .256 (51-199) with seven doubles, three triples, two home runs, 18 RBI, 27 runs scored and nine stolen bases in 57 games between Advanced Rookie Great Falls and Kannapolis.

**Miscellaneous/Personal:** Attended the University of Louisiana Lafayette ... batted .328 with four home runs and 35 RBI as a senior in 2013 ... is a 2010 graduate of Notre Dame High School in Crowley, La. ... lettered in baseball and football.

YEAR	CLUB	AVG	G	AB	R	H	TB	2B	3B	HR	RBI	SH	SF	HB	BB	SO	SB	CS	OBP	SLG	E
2014	Great Falls	.333	9	36	6	12	17	1	2	0	2	0	0	0	2	3	0	0	.368	.472	2
	Kannapolis	.239	48	163	21	39	53	6	1	2	16	0	5	6	16	34	9	0	.321	.325	11
2015	Kannapolis	.272	83	283	37	77	101	16	1	2	26	2	2	4	37	49	12	5	.362	.357	21
	Birmingham	.190	8	21	2	4	4	0	0	0	2	1	1	0	2	5	0	0	.250	.190	0
<b>MINORS TOTALS</b>		<b>.262</b>	<b>148</b>	<b>503</b>	<b>66</b>	<b>132</b>	<b>175</b>	<b>23</b>	<b>4</b>	<b>4</b>	<b>46</b>	<b>3</b>	<b>8</b>	<b>10</b>	<b>57</b>	<b>91</b>	<b>21</b>	<b>5</b>	<b>.344</b>	<b>.348</b>	<b>35</b>

## LEYER, EUCLIDES — Pitcher

Bats: Right  
Height: 6-2

Throws: Right  
Weight: 175

Born: December 28, 1990, El Seibo, Dominican Republic  
Resides: El Seibo, Dominican Republic

Recommended/Signed By: Rafael Santana/Miguel Peguero (White Sox).

Sox Acquisition: Signed as a free agent, February 23, 2010.

**Minor League Highlights:** 2015: Went 5-6 (83.3 percent) in save opportunities at Class A Winston-Salem ... held right-handers to a .139 (15-108) average. 2012: Went a combined 2-5 with a 4.98 ERA (38 ER/68.2 IP) and 62 strikeouts over 12 starts between Advanced Rookie Bristol and Class A Kannapolis ... tossed a complete game on 7/15-1 vs. Greenville (7.0 IP).

YEAR	CLUB	W-L	PCT	ERA	G	GS	CG	SHO	SV	IP	H	R	ER	HR	HB	BB-I	SO	WP	BK	AVG
2010	DSL White Sox	5-5	.500	2.65	12	11	0	0	0	57.2	52	25	17	4	2	20-0	51	10	0	.254
2011	Bristol	2-7	.222	6.38	14	14	0	0	0	66.1	77	54	47	10	4	24-0	53	10	1	.287
2012	Bristol	0-4	.000	4.95	7	7	1	0	0	40.0	41	27	22	4	3	10-0	45	4	0	.253
	Kannapolis	2-1	.667	5.02	5	5	0	0	0	28.2	27	16	16	2	2	11-0	17	1	1	.250
2013	Kannapolis	5-13	.278	5.64	28	20	0	0	1	113.1	125	76	71	12	14	46-0	81	17	0	.276
2014	Winston-Salem	1-3	.250	4.53	34	0	0	0	3	55.2	55	32	28	3	3	29-0	50	4	2	.261
2015	Winston-Salem	4-2	.667	1.93	31	0	0	0	5	46.2	31	16	10	1	7	27-0	46	5	1	.193
<b>MINOR TOTALS</b>		<b>19-35</b>	<b>.352</b>	<b>4.65</b>	<b>131</b>	<b>57</b>	<b>1</b>	<b>0</b>	<b>9</b>	<b>408.1</b>	<b>408</b>	<b>246</b>	<b>211</b>	<b>36</b>	<b>35</b>	<b>167-0</b>	<b>343</b>	<b>51</b>	<b>5</b>	<b>.260</b>

## LEYER, ROBINSON — Pitcher

Bats: Right  
Height: 6-2

Throws: Right  
Weight: 175

Born: March 13, 1993, El Seibo, Dominican Republic  
Resides: El Seibo, Dominican Republic

Recommended/Signed By: Rafael Santana/Miguel Peguero (White Sox).

Sox Acquisition: Signed as a free agent, November 6, 2011.

**Minor League Highlights:** 2016: Enters the season rated by *Baseball America* as Possessing the Best Fastball in the White Sox organization. 2015: Combined to go 6-7 with a 4.50 ERA (61 ER/122.0 IP) in 28 games (22 starts) between Class A Winston-Salem and Class AA Birmingham ... was named Carolina League Pitcher of the Week for the period of 7/6-12 ... made nine appearances in the Arizona Fall League for Glendale, posting a 3.00 ERA (3 ER/9.0 IP) ... was named to the AFL All-Star West Division Team. 2014: Tossed a complete game on 7/8 at Greensboro, allowing two runs over 7.0 IP.

YEAR	CLUB	W-L	PCT	ERA	G	GS	CG	SHO	SV	IP	H	R	ER	HR	HB	BB-I	SO	WP	BK	AVG
2012	DSL White Sox	1-4	.200	3.12	13	13	0	0	0	52.0	62	35	18	0	1	17-0	31	6	1	.292
2013	Bristol	2-7	.222	6.35	13	13	0	0	0	56.2	74	45	40	5	7	30-0	38	1	2	.327
2014	Kannapolis	5-9	.357	3.81	25	25	1	0	0	134.2	144	73	57	9	5	43-0	86	7	1	.282
2015	Winston-Salem	3-6	.333	4.30	16	16	1	0	0	83.2	79	47	40	7	2	26-0	64	1	1	.239
	Birmingham	3-1	.750	4.93	12	6	0	0	0	38.1	42	26	21	3	1	17-1	30	2	1	.280
<b>MINOR TOTALS</b>		<b>14-27</b>	<b>.341</b>	<b>4.34</b>	<b>79</b>	<b>73</b>	<b>2</b>	<b>0</b>	<b>0</b>	<b>365.1</b>	<b>401</b>	<b>226</b>	<b>176</b>	<b>24</b>	<b>16</b>	<b>133-1</b>	<b>249</b>	<b>17</b>	<b>6</b>	<b>.281</b>

## LOWRY, THAD — Pitcher

Bats: Right  
Height: 6-4

Throws: Right  
Weight: 215

Born: October 4, 1994, Houston, Texas  
Resides: Spring, Texas

Recommended/Signed By: Keith Staab (White Sox).

Sox Acquisition: Selected in the fifth round, June 2013 First-Year Player Draft.

**Minor League Highlights:** 2015: Led the South Atlantic League with 150.2 IP and tied for second with 12 wins at Class A Kannapolis ... threw a complete game on 8/23-2 at Savannah. 2014: Earned SAL Pitcher of the Week honors from 6/2-6 ... tossed a complete game on 6/3 at West Virginia, throwing 5.0 scoreless IP. 2013: Was cited by *Baseball America* as possessing the Best Fastball in the White Sox draft class.

**Miscellaneous/Personal:** Graduated from Spring (Texas) High School in 2013 ... lettered in baseball, football and swimming.

YEAR	CLUB	W-L	PCT	ERA	G	GS	CG	SHO	SV	IP	H	R	ER	HR	HB	BB-I	SO	WP	BK	AVG
2013	Great Falls	3-5	.375	5.48	15	7	0	0	0	44.1	55	29	27	2	0	22-0	30	2	0	.313
2014	Kannapolis	4-6	.400	4.76	17	17	1	1	0	87.0	103	52	46	5	5	29-0	43	4	1	.308
2015	Kannapolis	12-8	.600	4.48	26	26	1	0	0	150.2	158	82	75	8	8	40-0	94	7	0	.274
<b>MINOR TOTALS</b>		<b>19-19</b>	<b>.500</b>	<b>4.72</b>	<b>58</b>	<b>50</b>	<b>2</b>	<b>1</b>	<b>0</b>	<b>282.0</b>	<b>316</b>	<b>163</b>	<b>148</b>	<b>15</b>	<b>13</b>	<b>91-0</b>	<b>167</b>	<b>13</b>	<b>1</b>	<b>.291</b>

\*Led League

# MINOR LEAGUE PLAYERS

## MAGALLONES, BRANDON — Pitcher

**Bats:** Right      **Throws:** Right      **Born:** January 1, 1993, Biloxi, Miss.  
**Height:** 6-3      **Weight:** 205      **Resides:** Manhattan, IL

**Recommended/Signed By:** Garrett Guest (White Sox).

**Sox Acquisition:** Selected in the 24th round, June 2015 First-Year Player Draft.

**Minor League Highlights:** 2015: Went 2-0 with a 1.99 ERA (5 ER/22.2 IP) as a starter with Advanced Rookie Great Falls, compared to 1-2 with a 10.80 ERA (10 ER/8.1 IP) as a reliever ... held left-handers to a .077 (3-39) average.

**Miscellaneous/Personal:** Attended Northwestern University ... compiled a 20-23 record with a 4.60 ERA (168 ER/329.0 IP) in four seasons with the Wildcats ... went 4-5 with a 5.55 ERA (52 ER/84.1 IP) in 16 starts as a senior ... is a 2011 graduate of Providence Catholic High School in New Lenox, Ill.

YEAR	CLUB	W-L	PCT	ERA	G	GS	CG	SHO	SV	IP	H	R	ER	HR	HB	BB-I	SO	WP	BK	AVG
2015	Great Falls	3-2	0.600	4.35	9	6	0	0	0	31.0	29	15	15	2	1	14-0	26	9	0	.252

## MARIN, TERENCE — Pitcher

**Bats:** Right      **Throws:** Right      **Born:** August 21, 1989, Modesto, Calif.  
**Height:** 6-1      **Weight:** 155      **Resides:** Newman, Calif.

**Recommended/Signed By:** Adam Virchis (White Sox).

**Sox Acquisition:** Signed as a free agent, July 12, 2010.

**Minor League Highlights:** 2015: Began the season in the Mexican League with Tijuana ... returned to Class AAA Charlotte on 6/5 ... went 3-0 with a 1.61 ERA (8 ER/44.2 IP) over his first nine games (six starts) with the Knights ... was 1-2 with a 3.80 ERA (9 ER/21.1 IP) in four starts for Jalisco of the Mexican Pacific Winter League. 2014: Went 4-5 with a 4.34 ERA (40 ER/83.0 IP) and 72 strikeouts in 16 appearances (12 starts) between Class A Winston-Salem and Class AA Birmingham ... went 4-4 with a 3.54 ERA (29 ER/73.2 IP) as a starter ... posted a 3-3 record with a 3.38 ERA (18 ER/48.0 IP) in 11 outings (eight starts) with Los Mochis in the Mexican Pacific Winter League. 2012: Combined to go 7-7 with a 2.11 ERA (21 ER/89.1 IP) and 91 strikeouts over 42 appearances with Class A Kannapolis and Winston-Salem ... ranked fourth in saves (10) among White Sox farmhands.

**Miscellaneous/Personal:** Attended Modesto (Calif.) Junior College ... graduated from Orestimba High School in Newman, Calif.

YEAR	CLUB	W-L	PCT	ERA	G	GS	CG	SHO	SV	IP	H	R	ER	HR	HB	BB-I	SO	WP	BK	AVG
2010	Bristol	0-1	.000	3.46	8	0	0	0	1	13.0	13	6	5	0	2	0-0	13	2	0	.265
	Kannapolis	0-0	.000	0.00	1	0	0	0	0	1.0	0	0	0	0	0	0-0	1	0	0	.000
2011	Kannapolis	3-1	.750	1.99	26	0	0	0	1	49.2	41	16	11	0	0	11-2	38	4	0	.219
2012	Kannapolis	2-1	.667	1.21	9	0	0	0	3	22.1	11	4	3	0	3	8-0	22	1	0	.151
	Winston-Salem	5-6	.455	2.42	33	0	0	0	7	67.0	66	34	18	3	1	12-1	69	5	0	.254
2013	Winston-Salem	5-5	.500	4.76	33	7	0	0	0	92.2	101	57	49	5	4	22-0	70	4	1	.271
2014	Winston-Salem	4-3	.571	4.22	14	10	0	0	0	70.1	77	44	33	5	4	16-0	60	1	1	.274
	Birmingham	0-2	.000	4.97	2	2	0	0	0	12.2	18	7	7	1	0	2-0	12	1	0	.346
2015	Toros De Tijuana	2-5	.286	4.94	10	9	0	0	0	47.1	52	27	26	5	2	13-0	36	4	0	.283
	Charlotte	3-4	.429	2.93	19	10	0	0	1	76.2	73	27	25	4	1	17-0	43	4	1	.252
<b>MINOR TOTALS</b>		<b>22-23</b>	<b>.489</b>	<b>3.35</b>	<b>145</b>	<b>29</b>	<b>0</b>	<b>0</b>	<b>13</b>	<b>405.1</b>	<b>400</b>	<b>195</b>	<b>151</b>	<b>18</b>	<b>15</b>	<b>88-3</b>	<b>328</b>	<b>22</b>	<b>3</b>	<b>.255</b>

*Italics indicates independent or foreign league; statistics not included in totals*

## MARTINEZ, LUIS — Pitcher

**Bats:** Right      **Throws:** Right      **Born:** January 29, 1995, Carupano, Venezuela  
**Height:** 6-4      **Weight:** 190      **Resides:** Carupano, Venezuela

**Recommended/Signed By:** Marco Paddy/Omar Sanchez (White Sox).

**Sox Acquisition:** Signed as a free agent, December 16, 2011.

**Minor League Highlights:** 2015: Did not allow a run in three appearances (4.0 IP) for Magallanes of the Venezuelan Winter League. 2014: Went a combined 5-3 with a 2.93 ERA (24 ER/58.1 IP) and 62 strikeouts in 12 appearances (11 starts) between the Arizona League White Sox and Advanced Rookie Great Falls ... averaged 9.6 strikeouts per 9.0 IP. 2013: Missed the entire season due to a fractured right elbow.

YEAR	CLUB	W-L	PCT	ERA	G	GS	CG	SHO	SV	IP	H	R	ER	HR	HB	BB-I	SO	WP	BK	AVG
2013	DID NOT PLAY DUE TO INJURY																			
2014	AZL White Sox	3-2	.600	4.09	7	6	0	0	0	33.0	31	20	15	3	0	16-0	40	6	1	.244
	Great Falls	2-1	.667	1.42	5	5	0	0	0	25.1	24	4	4	2	0	10-0	22	1	0	.261
2015	Kannapolis	4-14	.22	5.38	24	24	0	0	0	108.2	102	75	65	8	14	53-0	69	6	0	.247
<b>MINOR TOTALS</b>		<b>9-17</b>	<b>.346</b>	<b>4.53</b>	<b>36</b>	<b>35</b>	<b>0</b>	<b>0</b>	<b>0</b>	<b>167.0</b>	<b>157</b>	<b>99</b>	<b>84</b>	<b>13</b>	<b>14</b>	<b>79-0</b>	<b>131</b>	<b>13</b>	<b>1</b>	<b>.248</b>

## MARTINEZ, MANNY — Pitcher

**Bats:** Right      **Throws:** Right      **Born:** December 12, 1991, Maracay, Venezuela  
**Height:** 6-1      **Weight:** 155      **Resides:** Guacara Carabobo, Venezuela

**Recommended/Signed By:** John Tumminia (White Sox).

**Sox Acquisition:** Selected in the minor league Rule 5 draft, December 10, 2015.

**Minor League Highlights:** 2015: Went 3-1 with a 2.51 ERA (12 ER/43.0 IP) and 36 strikeouts. 2014: Went a combined 1-4 with a 5.01 ERA (18 ER/32.1 IP) and 34 strikeouts in 26 appearances between Class A Williamsport and Class A Lakeland ... averaged 9.6 strikeouts per 9.0 IP (27 SO/25.1 IP) with Williamsport ... played in seven games with Aragua in the Venezuela Summer League. 2013: Averaged 10.1 strikeouts per 9.0 IP (28 SO/25.0 IP). 2012: Split the season between the Gulf Coast League Phillies and Class A Williamsport, going 4-5 with a 3.53 ERA (26 ER/66.1 IP) and 63 strikeouts over 14 games (13 starts) ... appeared in seven games with Aragua of the Venezuela Winter League. 2011: Made his professional debut with the Venezuela Summer League Phillies ... signed by Philadelphia as a free agent on 3/6.

# MINOR LEAGUE PLAYERS

YEAR	CLUB	W-L	PCT	ERA	G	GS	CG	SHO	SV	IP	H	R	ER	HR	HB	BB-I	SO	WP	BK	AVG
2011	VSL Phillies	3-1	.750	2.25	14	3	0	0	2	28.0	28	8	7	3	4	10-1	26	5	0	.267
2012	GCL Phillies	2-3	.400	2.43	7	7	1	0	0	37.0	21	10	10	1	1	11-0	41	2	0	.165
	Williamsport	2-2	.500	4.91	7	6	0	0	0	29.1	30	19	16	0	6	15-0	22	2	1	.265
2013	Clearwater	0-0	.000	0.00	1	0	0	0	0	1.0	0	0	0	0	0	3-0	1	0	0	.000
	Williamsport	0-1	.000	3.00	19	0	0	0	0	24.0	23	15	8	3	3	13-0	27	4	1	.245
2014	Lakewood	0-1	.000	10.29	5	0	0	0	0	7.0	9	9	8	0	2	3-0	7	2	0	.300
	Williamsport	1-3	.250	3.55	21	0	0	0	0	25.1	22	14	10	3	2	14-0	27	2	0	.232
2015	Lakewood	3-1	.750	2.51	31	0	0	0	1	43.0	28	14	12	3	5	19-0	36	3	2	.192
<b>MINOR TOTALS</b>		<b>11-12</b>	<b>.478</b>	<b>3.28</b>	<b>105</b>	<b>16</b>	<b>1</b>	<b>0</b>	<b>3</b>	<b>194.2</b>	<b>161</b>	<b>89</b>	<b>71</b>	<b>13</b>	<b>23</b>	<b>88-1</b>	<b>187</b>	<b>20</b>	<b>4</b>	<b>.226</b>

## MASSEY, GRANT — Infielder

**Bats:** Right      **Throws:** Right      **Born:** July 7, 1992, Russellville, Ark.  
**Height:** 5-11      **Weight:** 185      **Resides:** Slocomb, Ala.

**Recommended/Signed By:** Phil Gulley (White Sox).

**Sox Acquisition:** Selected in the 26th round, June 2015 First-Year Player Draft.

**Minor League Highlights: 2015:** Led Advanced Rookie Great Falls in stolen bases (11), ranked third in walks (22) and fourth in hits (54) in his first professional season.

**Miscellaneous/Personal:** Attended Lipscomb University in Nashville, Tenn. ... led the Bisons in batting (.345) and hits (79) as a senior ... was named Atlantic Sun First Team All-Conference and the A-Sun Defensive Player of the Year in 2015 ... was a semifinalist for the Brooks Wallace Award, given to the nation's best shortstop ... is a graduate of Auburn (Ala.) High School.

YEAR	CLUB	AVG	G	AB	R	H	TB	2B	3B	HR	RBI	SH	SF	HB	BB	SO	OBP	SLG	E	
2015	Great Falls	.256	60	211	26	54	59	5	0	18	4	1	4	22	34	11	4	.336	.280	7

## McWILLIAMS, RICHARD — Pitcher

**Bats:** Right      **Throws:** Right      **Born:** April 21, 1993, Oakland, Calif.  
**Height:** 6-4      **Weight:** 215      **Resides:** Livermore, Calif.

**Recommended/Signed By:** Mike Baker (White Sox).

**Sox Acquisition:** Selected in the 25th round, June 2015 First-Year Player Draft.

**Minor League Highlights: 2015:** Made 11 relief appearances for the Arizona Rookie League White Sox ... limited opponents to a .120 (6-50) average ... did not allow a run over his final nine appearances (13.0 IP) ... made two playoff appearances, recording two saves over 0.2 scoreless IP ... earned the save in the AZL championship game against the AZL Mariners.

**Miscellaneous/Personal:** Attended California State Polytechnic in Pomona, Calif. ... majored in business marketing ... transferred as a junior from Pierce College in Woodland Hills, Calif. ... is a 2011 graduate of Granada High School in Livermore, Calif.

YEAR	CLUB	W-L	PCT	ERA	G	GS	CG	SHO	SV	IP	H	R	ER	HR	HB	BB-I	SO	WP	BK	AVG
2015	AZL White Sox	0-0	.000	0.56	11	0	0	0	2	16.0	6	2	1	0	0	9-0	11	0	0	.120

## MENDICK, DANIEL — Infielder

**Bats:** Right      **Throws:** Right      **Born:** September 28, 1993, Rochester, N.Y.  
**Height:** 5-10      **Weight:** 180      **Resides:** Fairport, N.Y.

**Recommended/Signed By:** Joel Grampietro (White Sox).

**Sox Acquisition:** Selected in the 22nd round, June 2015 First-Year Player Draft.

**Minor League Highlights: 2015:** Appeared in 49 games for the Arizona Rookie League White Sox ... tied for the team lead in walks (20) and ranked second in runs (34) and home runs (6) ... batted .444 (4-9) over three games in the AZL playoffs.

**Miscellaneous/Personal:** Attended the University of Massachusetts-Lowell ... was selected to the ABCA/Rawlings NCAA Division I Second Team, the NEIBA Second Team and America East First-Team All-Conference as a senior ... led the River Hawks in hits (46), doubles (15) and runs (21) ... was named to the America East Conference Second Team and the NEIBA All-New England Third Team as a junior ... played two seasons at Monroe Community College in Rochester, N.Y. ... is a 2012 graduate of Pittsford Mendon High School in Pittsford, N.Y.

YEAR	CLUB	AVG	G	AB	R	H	TB	2B	3B	HR	RBI	SH	SF	HB	BB	SO	SB	CS	OBP	SLG	E
2015	AZL White Sox	.256	49	180	34	46	71	8	1	5	27	2	2	4	20	28	8	2	.340	.394	7

## MENDONCA, TANNER — Pitcher

**Bats:** Right      **Throws:** Right      **Born:** June 18, 1992, Visalia, Calif.  
**Height:** 6-4      **Weight:** 215      **Resides:** Tulare, Calif.

**Recommended/Signed By:** Adam Virchis (White Sox).

**Sox Acquisition:** Signed as a free agent, June 13, 2014.

**Minor League Highlights: 2015:** Held lefties to a .167 (4-24) average and righties to a .170 (9-53) mark at Advanced Rookie Great Falls ... averaged 12.2 strikeouts per 9.0 IP ... tossed 9.2 scoreless IP over six appearances at home ... allowed just two earned runs over his first 11 outings (16.2 IP). **2014:** Went 1-2 with a 3.91 ERA (11 ER/25.1 IP), three saves and 47 strikeouts over 18 games between the Arizona League White Sox and Class A Kannapolis. **2013:** Was selected by Minnesota in the 17th round of the draft.

**Miscellaneous/Personal:** Attended Sacramento State University ... his father, Chris, played quarterback for the Los Angeles Rams in 1989 ... graduated from Mt. Whitney High School in Visalia, Calif.

YEAR	CLUB	W-L	PCT	ERA	G	GS	CG	SHO	SV	IP	H	R	ER	HR	HB	BB-I	SO	WP	BK	AVG
2013	Elizabeth	2-1	.667	8.49	12	7	0	0	0	23.1	24	26	22	2	1	37-0	23	1	0	.279
2014	AZL White Sox	1-2	.333	3.80	15	0	0	0	2	21.1	16	9	9	0	4	6-0	41	6	0	.208
	Kannapolis	0-0	.000	4.50	3	0	0	0	1	4.0	2	2	2	0	1	7-0	6	0	0	.154
2015	Great Falls	1-1	.500	2.38	14	0	0	0	0	22.2	13	9	6	0	2	14-0	31	4	0	.169
<b>MINOR TOTALS</b>		<b>4-4</b>	<b>.500</b>	<b>4.92</b>	<b>44</b>	<b>7</b>	<b>0</b>	<b>0</b>	<b>3</b>	<b>71.1</b>	<b>55</b>	<b>46</b>	<b>39</b>	<b>2</b>	<b>8</b>	<b>64-0</b>	<b>101</b>	<b>11</b>	<b>0</b>	<b>.217</b>

# MINOR LEAGUE PLAYERS

## MENDOZA, HARVIN — Infielder

**Bats:** Left      **Throws:** Left      **Born:** February 18, 1999, Caracas, Venezuela  
**Height:** 6-2      **Weight:** 185      **Resides:** Caracas, Venezuela  
**Recommended/Signed By:** Amador Arias (White Sox).  
**Sox Acquisition:** Signed as a free agent, July 3, 2015.

## MERCEDES, FELIX — Infielder

**Bats:** Right      **Throws:** Right      **Born:** February 2, 1997, Moca, Dominican Republic  
**Height:** 6-2      **Weight:** 185      **Resides:** Moca, Dominican Republic  
**Recommended/Signed By:** Marco Paddy (White Sox).  
**Sox Acquisition:** Signed as a free agent, July 2, 2014.  
**Minor League Highlights:** 2015: Batted .333 (2-6) with two RBI over two games in the Arizona Rookie League playoffs.

YEAR	CLUB	AVG	G	AB	R	H	TB	2B	3B	HR	RBI	SH	SF	HB	BB	SO	SB	CS	OBP	SLG	E
2015	AZL White Sox	.209	37	115	15	24	34	3	2	1	7	0	1	6	20	48	2	1	.352	.296	9

## MICHALCZEWSKI, TREY — Infielder ("mee-hull-CHEF-ski")

**Bats:** Switch      **Throws:** Right      **Born:** February 27, 1995, Jenks, Okla.  
**Height:** 6-3      **Weight:** 205      **Resides:** Jenks, Okla.  
**Recommended/Signed By:** Clay Overcash (White Sox).

**Sox Acquisition:** Selected in the seventh round, June 2013 First-Year Player Draft.  
**Minor League Highlights:** 2016: Entered the season rated by *Baseball America* as the No. 4 Prospect and the Best Infield Arm in the White Sox organization ... participated in the White Sox hitters minicamp at Camelback Ranch in Glendale, Ariz. from 1/4-7. 2015: Ranked second in the Carolina League in RBI (75) and doubles (35), tied for third in extra-base hits (46) and ranked fifth in total bases (187) at Class A Winston-Salem ... was a CL mid and postseason All-Star ... was named CL Batter of the Week for the period of 5/11-17 ... went 4-11 (.364) with a double, home run and three RBI in the semifinals of the CL playoffs ... entered the season rated by *Baseball America* as the No. 8 Prospect in the White Sox organization ... participated in the White Sox hitters minicamp at Camelback Ranch in Glendale, Ariz. from 1/4-7. 2014: Hit .262 (132-504) with 27 doubles, seven triples, 10 home runs, 75 RBI and 62 runs scored in 135 games between Class A Kannapolis and Winston-Salem ... ranked among the organizational leaders in triples (T3rd), RBI (T4th), hits (6th), walks (6th, 54), total bases (7th, 203) and extra-base hits (9th, 44) ... was named South Atlantic League Player of the Week for the period of 6/2-8, going 9-22 (.409) ... recorded a 17-game hitting streak from 5/27-6/14, tied for the eighth-longest streak in the SAL. 2013: Was named by *Baseball America* as the Best Power Hitter in the White Sox 2013 draft class ... hit two home runs on 8/4 at Pulaski.

**Miscellaneous/Personal:** Graduated in 2013 from Jenks (Okla.) High School, where he hit 21 home runs over three seasons ... led Jenks to two regional titles (2012 and 2013) ... produced career-bests in homers (nine) and RBI (46) in his senior season ... committed to the University of Oklahoma, but opted to sign with the White Sox.

YEAR	CLUB	AVG	G	AB	R	H	TB	2B	3B	HR	RBI	SH	SF	HB	BB	SO	SB	CS	OBP	SLG	E
2013	Bristol	.236	56	195	25	46	64	5	2	3	21	0	1	3	23	56	2	0	.324	.328	10
2014	Kannapolis	.273	116	432	57	118	187	25	7	10	4	6	8	45	140	6	3	.348	.433	23	
	Winston-Salem	.194	19	72	5	14	16	2	0	0	5	2	0	1	9	21	1	0	.293	.222	4
2015	Winston-Salem	.259	127	474	59	123	187	35	4	7	75	0	3	5	50	114	4	3	.335	.395	22
<b>MINOR TOTALS</b>		<b>.257</b>	<b>318</b>	<b>1173</b>	<b>146</b>	<b>301</b>	<b>454</b>	<b>67</b>	<b>13</b>	<b>20</b>	<b>171</b>	<b>6</b>	<b>10</b>	<b>17</b>	<b>127</b>	<b>331</b>	<b>13</b>	<b>6</b>	<b>.335</b>	<b>.387</b>	<b>59</b>

## MITCHELL, ANDREW — Pitcher

**Bats:** Right      **Throws:** Right      **Born:** November 9, 1991, Houston, Texas  
**Height:** 6-3      **Weight:** 225      **Resides:** Houston, Texas  
**Recommended/Signed By:** Keith Staab (White Sox).

**Sox Acquisition:** Selected in the fourth round, June 2013 First-Year Player Draft.  
**Minor League Highlights:** 2015: Missed the entire season with right shoulder tendinitis. 2014: Averaged 11.4 strikeouts per 9.0 IP (83 SO/65.1 IP) with Class A Kannapolis. 2013: Tossed a complete game on 7/15 at Grand Junction.  
**Miscellaneous/Personal:** Was 12-6 with three saves, a 3.34 ERA (75 ER/202.0 IP) and 231 strikeouts over three seasons at Texas Christian University ... was a First Team Academic All-Conference in each of his three seasons ... earned First-Team All-Mountain West honors in 2012 ... became the seventh-highest drafted player in TCU history.

YEAR	CLUB	W-L	PCT	ERA	G	GS	CG	SHO	SV	IP	H	R	ER	HR	HB	BB-I	SO	WP	BK	AVG	
2013	Great Falls	1-3	.250	4.50	14	1	0	0	56.0	57	34	28	6	2	30-0	47	6	0	.273		
2014	Kannapolis	4-3	.571	5.37	31	5	0	0	2	65.1	51	42	39	3	5	67-0	83	23	0	.222	
2015	DID NOT PLAY DUE TO INJURY																				
<b>MINOR TOTALS</b>		<b>5-6</b>	<b>.455</b>	<b>4.97</b>	<b>45</b>	<b>19</b>	<b>1</b>	<b>0</b>	<b>2</b>	<b>121.1</b>	<b>108</b>	<b>76</b>	<b>67</b>	<b>9</b>	<b>7</b>	<b>97-0</b>	<b>130</b>	<b>29</b>	<b>0</b>	<b>.246</b>	

## MONTILLA, GERSON — Infielder

**Bats:** Right      **Throws:** Right      **Born:** November 13, 1989, Valencia, Venezuela  
**Height:** 5-10      **Weight:** 170      **Resides:** Valencia, Venezuela  
**Sox Acquisition:** Signed as a free agent, January 7, 2016.

**Minor League Highlights:** 2015: Split the season between Class AA Mobile and Class A Visalia in the Arizona organization ... Combined to hit .266 (102-383) with 18 doubles, 18 home runs and 61 RBI over 115 games ... was named a Southern League midseason All-Star. 2014: Posted a .329 (25-76) average against lefties. 2013: Was named a California midseason All-Star and MiLB.com Organization All-Star ... hit safely in 14 straight games from 7/23-8/6, batting .362 (21-58) with three doubles, a home run, nine RBI, five walks and 15 runs. 2012: Combined to bat .287 (150-522) with 36 doubles, four triples, 14 home runs and 73 RBI in 127 games between Class A South Bend and Visalia ... was named to the Midwest League midseason All-Star team. 2010: Hit a combined .232 (51-220) with 13 doubles, one home run and 20 RBI over 76 games between Class AA Mobile and Visalia.



# MINOR LEAGUE PLAYERS

YEAR	CLUB	AVG	G	AB	R	H	TB	2B	3B	HR	RBI	SH	SF	HB	BB	SO	SB	CS	OBP	SLG	E
2008	DSL Diamondbacks	.249	60	213	35	53	67	10	2	0	19	0	1	7	24	39	9	10	.343	.315	7
2009	Yakima	.220	66	227	27	50	76	7	2	5	24	2	2	17	42	5	8	.278	.335	7	
2010	Mobile	.180	20	50	6	9	13	4	0	0	4	2	0	0	5	10	0	.255	.260	2	
	Visalia	.247	56	170	20	42	54	9	0	1	16	7	1	5	13	50	3	0	.317	.318	5
2011	South Bend	.234	66	244	26	57	102	20	2	7	30	1	3	6	14	49	7	3	.288	.418	7
2012	South Bend	.293	67	263	39	77	118	23	3	4	42	0	2	2	32	38	7	4	.371	.449	6
	Visalia	.282	60	259	43	73	118	13	1	10	31	5	0	1	14	39	3	2	.321	.456	10
2013	Visalia	.282	134	542	90	153	242	28	2	19	72	14	6	2	43	106	8	2	.334	.446	13
2014	Mobile	.271	107	336	40	91	127	12	3	6	40	2	7	3	28	65	1	6	.326	.378	12
2015	Mobile	.225	67	200	22	45	76	7	0	8	35	0	1	4	26	37	3	3	.325	.380	10
	Visalia	.311	48	183	29	57	98	11	0	10	26	0	2	0	11	41	6	2	.347	.536	5
<b>MINOR TOTALS</b>		<b>.263</b>	<b>751</b>	<b>2687</b>	<b>377</b>	<b>707</b>	<b>1091</b>	<b>144</b>	<b>15</b>	<b>70</b>	<b>339</b>	<b>33</b>	<b>25</b>	<b>32</b>	<b>227</b>	<b>516</b>	<b>52</b>	<b>40</b>	<b>.325</b>	<b>.406</b>	<b>84</b>

## MORRIS, JACOB — Pitcher

Bats: Right  
Height: 6-3

Throws: Right  
Weight: 215

Born: December 19, 1990, Dallas, Texas  
Resides: Flower Mound, Texas

Recommended/Signed By: Clay Overcash (White Sox).

Sox Acquisition: Selected in the 24th round, June 2013 First-Year Player Draft.

Minor League Highlights: 2015: Was converted to a pitcher during the season. 2014: Led Class A Kannapolis in runs scored (69) and doubles (36) ... ranked third in the South Atlantic League in doubles. 2013: Was named to the Pioneer League All-Star Team after tying for second in the league in home runs (12) and ranking second in walks (51) and third in runs scored (59) ... was named PL Batter of the Week for 8/5-11.

Miscellaneous/Personal: Attended the University of Arkansas ... played football, track and field and baseball at Coppell (Texas) High School ... was drafted by Cleveland (37th round in 2012) and Washington (35th round in 2009), but did not sign.

YEAR	CLUB	AVG	G	AB	R	H	TB	2B	3B	HR	RBI	SH	SF	HB	BB	SO	SB	CS	OBP	SLG	E
2013	Great Falls	.246	64	224	59	55	107	12	2	12	35	1	0	4	51	97	7	1	.394	.478	6
2014	Kannapolis	.220	132	495	69	109	173	36	2	8	44	1	2	6	57	179	12	6	.307	.349	7
<b>MINOR TOTALS</b>		<b>.228</b>	<b>196</b>	<b>719</b>	<b>128</b>	<b>164</b>	<b>280</b>	<b>48</b>	<b>4</b>	<b>20</b>	<b>77</b>	<b>2</b>	<b>2</b>	<b>10</b>	<b>108</b>	<b>276</b>	<b>19</b>	<b>7</b>	<b>.336</b>	<b>.389</b>	<b>13</b>

YEAR	CLUB	W-L	PCT	ERA	G	GS	CG	SHO	SV	IP	H	R	ER	HR	HB	BB-I	SO	WP	BK	AVG
2015	Kannapolis	5-3	.625	4.47	35	0	0	0	0	56.1	35	37	28	4	4	41-0	60	7	0	.179

## MOTA, RICKY — Infielder

Bats: Right  
Height: 5-11

Throws: Right  
Weight: 165

Born: February 21, 1998, San Cristobal, Dominican Republic  
Resides: San Cristobal, Dominican Republic

Recommended/Signed By: Marco Paddy (White Sox).

Sox Acquisition: Signed as a free agent, July 2, 2014.

Minor League Highlights: 2015: Went 11-33 (.333) with RISP and two outs.

YEAR	CLUB	AVG	G	AB	R	H	TB	2B	3B	HR	RBI	SH	SF	HB	BB	SO	SB	CS	OBP	SLG	E
2015	DSL White Sox	.208	60	245	32	51	60	9	0	0	28	3	4	4	19	77	6	4	.272	.245	33

## NUNEZ, AMADO — Infielder

Bats: Right  
Height: 6-2

Throws: Right  
Weight: 175

Born: October 10, 1997, La Vega, Dominican Republic  
Resides: Santiago de los Caballeros, Dominican Republic

Recommended/Signed By: Guillermo Peralta/Marino DeLeon (White Sox).

Sox Acquisition: Signed as a free agent, July 2, 2014.

YEAR	CLUB	AVG	G	AB	R	H	TB	2B	3B	HR	RBI	SH	SF	HB	BB	SO	SB	CS	OBP	SLG	E
2015	AZL White Sox	.146	21	76	7	11	12	1	0	0	4	0	0	1	5	20	1	0	.207	.158	10



The White Sox defeated Charlotte, 10-2, on April 3, 2015 at BB&T Ballpark (Photo courtesy of Buren Foster/Charlotte Knights).

# MINOR LEAGUE PLAYERS

## O'CONNELL, SEAN — Catcher

**Bats:** Left      **Throws:** Right      **Born:** December 12, 1991, Van Nuys, Calif.  
**Height:** 6-4      **Weight:** 230      **Resides:** Northridge, Calif.

**Recommended/Signed By:** Gary Woods (White Sox).

**Sox Acquisition:** Signed as a free agent, February 9, 2015.

**Minor League Highlights:** **2015:** Hit a combined .145 (9-62) with one double and four RBI in 22 games between Class A Kannapolis, Class A Winston-Salem and Class AAA Charlotte ... missed most of the season due to a sprained left ankle and left thumb injury. **2014:** Appeared in 62 games with the Forth Worth Cats of the Independent United Baseball League. **2013:** Played in 51 games with the Lincoln Saltdogs of the Independent American Association. **2012:** Went 1-0 with a 6.30 ERA (14 ER/20.0 IP) and 13 strikeouts over 15 relief appearances with the Arizona Rookie League Dodgers. **2011:** Combined to hit .197 (13-66) with two doubles, a home run, 10 RBI and 6 walks between Rookie League Bristol and Class A Great Falls. **2010:** Was selected by the White Sox in the 15th round of the draft.

**Miscellaneous/Personal:** Graduated in 2010 from Chatsworth (Calif.) High School ... was named First-Team All-West Valley League catcher as a senior.

YEAR	CLUB	AVG	G	AB	R	H	TB	2B	3B	HR	RBI	SH	SF	HB	BB	SO	SB	CS	OBP	SLG	E
2010	Bristol	.132	20	53	1	7	8	1	0	0	1	1	0	1	4	22	0	0	.207	.151	2
2011	Bristol	.167	19	54	4	9	14	2	0	1	8	1	0	0	5	20	0	0	.237	.259	1
	Great Falls	.333	5	12	3	4	4	0	0	0	2	0	0	0	1	3	0	0	.357	.333	0
2012	AZL Dodgers	.000	1	0	1	0	0	0	0	0	0	0	0	0	1	0	0	0	1.000	.000	0
2013	Lincoln	.174	51	161	12	28	39	8	0	1	13	3	2	4	9	62	1	0	.233	.242	3
2014	Forth Worth	.288	62	208	36	60	71	9	1	0	25	3	2	7	31	44	3	2	.395	.341	2
2015	Kannapolis	.138	11	29	1	4	4	0	0	0	1	0	1	1	1	9	0	0	.188	.138	2
	Winston-Salem	.138	10	29	3	4	5	1	0	0	3	0	1	0	2	3	0	0	.188	.172	0
	Charlotte	.250	1	4	0	1	1	0	0	0	0	0	0	0	0	2	0	0	.250	.250	0
<b>MINOR TOTALS</b>		<b>.160</b>	<b>67</b>	<b>181</b>	<b>13</b>	<b>29</b>	<b>36</b>	<b>4</b>	<b>0</b>	<b>1</b>	<b>15</b>	<b>2</b>	<b>3</b>	<b>2</b>	<b>14</b>	<b>59</b>	<b>0</b>	<b>0</b>	<b>.225</b>	<b>.199</b>	<b>5</b>

*\*Italics indicates independent or foreign league; statistics not included in totals*

## OLACIO, JEFFERSON — Pitcher

**Bats:** Left      **Throws:** Left      **Born:** January 16, 1994, Santo Domingo, Dominican Republic  
**Height:** 6-7      **Weight:** 295      **Resides:** Santo Domingo, Dominican Republic

**Recommended/Signed By:** Jerry Krause (White Sox).

**Sox Acquisition:** Signed as a free agent, October 30, 2010.

**Minor League Highlights:** **2015:** Went a combined 1-2 with a 5.90 ERA (19 ER/29.0 IP), three saves and 34 strikeouts over 34 games between Class A Kannapolis, Class A Winston-Salem and Class AA Birmingham. **2014:** Combined to go 0-5 with a 5.01 ERA (39 ER/70.0 IP) and 71 strikeouts over 38 appearances (four starts) between Winston-Salem and Birmingham ... appeared in nine games with Glendale of the Arizona Fall League. **2012:** Split the season between Advanced Rookie Bristol and Class A Kannapolis, going 3-11 with a 5.16 ERA (55 ER/96.0 IP) with 89 strikeouts over 27 appearances (17 starts) ... tied for seventh in the Appalachian League in games started (12) and strikeouts (55).

YEAR	CLUB	W-L	PCT	ERA	G	GS	CG	SHO	SV	IP	H	R	ER	HR	HB	BB-I	SO	WP	BK	AVG
2011	DSL White Sox	3-5	.375	5.50	11	11	0	0	0	37.2	30	27	23	0	0	38-0	42	9	1	.227
2012	Kannapolis	1-5	.167	5.35	15	5	0	0	0	37.0	43	31	22	3	5	26-0	34	5	2	.287
	Bristol	2-6	.250	5.03	12	12	1	0	0	59.0	57	38	33	4	1	38-0	55	4	1	.254
2013	Kannapolis	6-11	.353	4.54	26	25	3	0	0	136.2	136	88	69	6	8	57-0	89	14	0	.256
2014	Winston-Salem	0-5	.000	4.69	29	4	0	0	0	55.2	65	43	29	2	6	31-0	58	4	0	.288
	Birmingham	0-0	.000	6.14	9	0	0	0	0	14.2	19	11	10	0	1	8-0	13	1	0	.311
2015	Kannapolis	0-1	.000	10.80	5	0	0	0	2	5.0	7	7	6	1	0	4-0	3	2	0	.318
	Winston-Salem	1-1	.500	5.32	20	0	0	0	1	22.0	24	18	13	0	2	20-0	28	1	0	.282
	Birmingham	0-0	.000	0.00	1	0	0	0	0	2.0	1	0	0	0	0	4-0	3	0	0	.167
<b>MINOR TOTALS</b>		<b>13-34</b>	<b>.277</b>	<b>4.99</b>	<b>128</b>	<b>57</b>	<b>4</b>	<b>0</b>	<b>3</b>	<b>369.2</b>	<b>382</b>	<b>263</b>	<b>205</b>	<b>16</b>	<b>23</b>	<b>226-0</b>	<b>325</b>	<b>40</b>	<b>4</b>	<b>.266</b>

## ORVIS, SIKES — Infielder

**Bats:** Left      **Throws:** Right      **Born:** November 12, 1992, Orlando, Fla.  
**Height:** 6-2      **Weight:** 235      **Resides:** Orlando, Fla.

**Recommended/Signed By:** Warren Hughes (White Sox).

**Sox Acquisition:** Selected in the 17th round, June 2015 First-Year Player Draft.

**Minor League Highlights:** **2015:** Ranked second on Advanced Rookie Great Falls in walks (23) and tied for fifth in RBI (21).

**Miscellaneous/Personal:** Attended the University of Mississippi ... led the Rebels in home runs (16) and RBI (53) in 2015 ... named First-Team All-Southeastern Conference in 2014 ... graduated in 2011 from Freedom High School in Orlando, Fla.

YEAR	CLUB	AVG	G	AB	R	H	TB	2B	3B	HR	RBI	SH	SF	HB	BB	SO	SB	CS	OBP	SLG	E
2015	Great Falls	.231	42	147	25	34	52	6	0	4	21	1	1	1	23	44	0	0	.337	.354	2

## Scott Johnson Named Trainer of the Year

Class AAA Charlotte's Head Athletic Trainer Scott Johnson was named the 2015 International League Trainer of the Year by the Professional Baseball Athletic Trainers Society (PBATS). Johnson also received the award in 2000 and 2001.

# MINOR LEAGUE PLAYERS

## OTANO, HANLETH — Outfielder

**Bats:** Right **Throws:** Right **Born:** July 16, 1995, Santo Domingo, Dominican Republic  
**Height:** 6-3 **Weight:** 195 **Resides:** Santo Domingo, Dominican Republic

**Recommended/Signed By:** Marco Paddy/Miguel Peguero (White Sox).

**Sox Acquisition:** Signed as a free agent, September 11, 2012.

**Minor League Highlights: 2015:** Batted a combined .251 (59-235) with 12 doubles, two triples, one home run and 22 RBI in 61 games between the Dominican Summer League White Sox and the Arizona Rookie League White Sox.

YEAR	CLUB	AVG	G	AB	R	H	TB	2B	3B	HR	RBI	SH	SF	HB	BB	SO	SB	CS	OBP	SLG	E
2013	DSL White Sox	.185	61	222	23	41	62	9	3	2	26	0	1	2	17	85	2	1	.248	.279	3
2014	DSL White Sox	.220	62	214	23	47	73	14	3	2	27	0	1	6	12	77	0	1	.279	.341	3
2015	DSL White Sox	.264	55	216	25	57	76	12	2	1	22	0	2	5	16	64	4	0	.326	.325	5
	AZL White Sox	.105	6	19	3	2	2	0	0	0	0	0	0	0	2	11	0	0	.190	.105	2
<b>MINOR TOTALS</b>		<b>.219</b>	<b>184</b>	<b>671</b>	<b>74</b>	<b>147</b>	<b>213</b>	<b>35</b>	<b>8</b>	<b>5</b>	<b>75</b>	<b>0</b>	<b>4</b>	<b>13</b>	<b>47</b>	<b>237</b>	<b>6</b>	<b>2</b>	<b>.282</b>	<b>.317</b>	<b>13</b>

## PERALTA, YELMISON — Pitcher

**Bats:** Right **Throws:** Right **Born:** March 3, 1995, Santiago, Dominican Republic  
**Height:** 6-0 **Weight:** 190 **Resides:** Santiago, Dominican Republic

**Recommended/Signed By:** Marco Paddy/Miguel Peguero (White Sox).

**Sox Acquisition:** Signed as a free agent, May 24, 2012.

**Minor League Highlights: 2015:** Was a combined 5-9 with a 5.98 ERA (70 ER/105.1 IP) in 23 games (22 starts) between Class A Kannapolis and the Arizona League White Sox. **2014:** Combined to go 4-3 with a 3.57 ERA (18 ER/45.1 IP) and 33 strikeouts in 15 games (three starts) between AZL White Sox and Advanced Rookie Great Falls.

YEAR	CLUB	W-L	PCT	ERA	G	GS	CG	SHO	SV	IP	H	R	ER	HR	HB	BB-I	SO	WP	BK	AVG
2012	DSL White Sox	0-5	.000	7.26	12	12	0	0	0	31.0	29	33	25	2	5	33-0	20	10	0	.242
2013	Bristol	0-3	.000	7.88	10	0	0	0	0	16.0	19	17	14	4	2	13-0	8	5	0	.311
2014	AZL White Sox	4-2	.667	3.55	13	1	0	0	1	38.0	35	21	15	1	5	9-0	29	9	1	.254
	Great Falls	0-1	.000	3.68	2	2	0	0	0	7.1	3	3	0	0	1	9-0	4	1	0	.308
2015	Kannapolis	4-8	.333	6.04	21	20	0	0	0	95.1	120	79	64	8	13	52-0	48	13	2	.314
	AZL White Sox	1-1	.500	5.40	2	2	0	0	0	10.0	11	6	6	1	1	3-0	10	1	0	.306
<b>MINOR TOTALS</b>		<b>9-20</b>	<b>.310</b>	<b>5.78</b>	<b>60</b>	<b>37</b>	<b>0</b>	<b>0</b>	<b>1</b>	<b>197.2</b>	<b>222</b>	<b>159</b>	<b>127</b>	<b>16</b>	<b>27</b>	<b>119-0</b>	<b>119</b>	<b>39</b>	<b>3</b>	<b>.291</b>

## PEREZ, CARLOS — Catcher

**Bats:** Right **Throws:** Right **Born:** September 1, 1996, Valencia, Venezuela  
**Height:** 5-10 **Weight:** 160 **Resides:** Valencia, Venezuela

**Recommended/Signed By:** Omar Sanchez (White Sox).

**Sox Acquisition:** Signed as a free agent, March 14, 2014.

**Minor League Highlights: 2015:** Posted a .347 (42-121) average against righties and a .293 (12-41) mark vs. left-handers ... went 17-52 (.327) with RISP ... batted .439 (18-41) over his final 12 games. **2014:** Hit .345 (10-29) with RISP.

YEAR	CLUB	AVG	G	AB	R	H	TB	2B	3B	HR	RBI	SH	SF	HB	BB	SO	SB	CS	OBP	SLG	E
2014	DSL White Sox	.305	31	95	10	29	31	2	0	0	9	0	1	1	7	7	2	0	.356	.326	5
2015	DSL White Sox	.333	47	162	32	54	71	8	3	1	21	0	2	5	22	5	5	0	.424	.438	3
<b>MINOR TOTALS</b>		<b>.323</b>	<b>78</b>	<b>257</b>	<b>32</b>	<b>54</b>	<b>102</b>	<b>8</b>	<b>3</b>	<b>1</b>	<b>30</b>	<b>0</b>	<b>3</b>	<b>6</b>	<b>29</b>	<b>12</b>	<b>7</b>	<b>0</b>	<b>.400</b>	<b>.397</b>	<b>8</b>

## PETER, JAKE — Infielder

**Bats:** Left **Throws:** Right **Born:** April 5, 1993, Mason City, Iowa  
**Height:** 6-0 **Weight:** 200 **Resides:** Mason City, Iowa

**Recommended/Signed By:** J.J. Lally (White Sox)

**Sox Acquisition:** Selected in the seventh round, June 2014 First-Year Player Draft.

**Minor League Highlights: 2016:** Enters the season rated by *Baseball America* as having the Best Strike-Zone Discipline in the White Sox organization ... participated in the White Sox hitters minicamp at Camelback Ranch in Glendale, Ariz. from 1/4-7. **2015:** Tied for third in the Carolina League in hits (129) and ranked fourth in runs (76) at Class A Winston-Salem ... was named to CL postseason All-Star team ... went 1-11 (.091) with a walk and two runs scored over three games in the CL playoffs ... batted .309 (17-55) with three doubles and four RBI in 15 games for Glendale in the Arizona Fall League. **2014:** Combined to hit .332 (80-241) with 15 doubles, seven triples, two home runs, 26 RBI and 34 runs scored over 60 games between Advanced Rookie Great Falls and Winston-Salem ... tied for third in the Pioneer League with six triples ... led Great Falls in average (.368), triples and on-base percentage (.444) ... was named to the PL postseason All-Star Team ... collected a 13-game hitting streak from 6/27-7/12 (.423, 22-52) ... recorded six hits on 8/1 vs. Billings (17 innings), establishing a team record ... was rated by *Baseball America* as the Best Pure Hitter in the White Sox draft class.

**Miscellaneous/Personal:** Attended Creighton University ... earned MVC 2nd Team All-Conference and Big East 1st Team All-Conference ... graduated from Mason City (Iowa) High School in 2011 ... lettered in baseball, basketball, football and track.

YEAR	CLUB	AVG	G	AB	R	H	TB	2B	3B	HR	RBI	SH	SF	HB	BB	SO	SB	CS	OBP	SLG	E
2014	Great Falls	.388	37	152	26	59	88	11	6	2	21	0	2	4	13	13	1	1	.444	.579	7
	Winston-Salem	.236	23	89	8	21	27	4	1	0	5	0	0	1	4	13	1	0	.277	.303	1
2015	Winston-Salem	.260	130	497	76	129	173	25	5	3	57	4	6	2	53	89	23	3	.330	.348	14
<b>MINOR TOTALS</b>		<b>.283</b>	<b>190</b>	<b>738</b>	<b>110</b>	<b>209</b>	<b>288</b>	<b>40</b>	<b>12</b>	<b>5</b>	<b>83</b>	<b>4</b>	<b>8</b>	<b>7</b>	<b>70</b>	<b>115</b>	<b>25</b>	<b>4</b>	<b>.348</b>	<b>.390</b>	<b>22</b>

# MINOR LEAGUE PLAYERS

## PINA, EUDY — Outfielder

**Bats:** Right **Throws:** Right **Born:** April 12, 1991, Bani, Dominican Republic  
**Height:** 6-3 **Weight:** 180 **Resides:** Bani, Dominican Republic

**Sox Acquisition:** Signed as a free agent, November 24, 2015.

**Minor League Highlights: 2015:** Hit a combined .307 (103-336) with 11 doubles, eight triples, three home runs and 34 RBI in 103 games between Class AA Binghamton in the Mets organization and Class AA Jacksonville in the Marlins organization ... batted .341 (14-41) with five runs and one double during a season-high, 11-game hitting streak from 4/20-5/4 ... was released by the Mets on 7/15 ... signed with the Marlins on 7/17 ... made his first career pitching appearance on 8/24 at Birmingham, tossing 0.2 scoreless IP ... went 5-6 with a double, RBI and three runs scored on 9/1 at Tennessee. **2014:** Batted .289 (33-114) against left-handed pitchers at Class A St. Lucie ... posted a .312 (59-189) average during the second half of the season. **2010:** Was the Sterling Award winner with the Dominican Summer League Mets ... compiled an 11-game hitting streak (.366, 7 R, HR, 5 RBI) from 7/7-21. **2008:** Signed with the Mets as a free agent on 8/4.

YEAR	CLUB	AVG	G	AB	R	H	TB	2B	3B	HR	RBI	SH	SF	HB	BB	SO	SB	CS	OBP	SLG	E
2009	DSL Mets	.250	63	224	40	56	88	8	3	6	43	1	3	11	30	77	27	6	.362	.393	6
2010	DSL Mets 1	.310	69	248	42	77	108	14	4	3	45	2	5	15	19	48	29	7	.387	.435	3
2011	GCL Mets	.223	52	202	30	45	64	7	3	2	16	0	1	6	12	60	4	4	.285	.317	2
2012	Brooklyn	.261	61	207	23	54	86	13	2	5	27	0	1	2	21	55	10	2	.333	.415	3
2013	Savannah	.233	126	450	72	105	178	27	8	10	49	2	2	12	57	123	21	7	.334	.396	4
2014	St. Lucie	.263	126	430	62	113	173	21	6	9	59	2	4	7	37	98	5	6	.328	.402	11
2015	Binghamton	.305	67	226	22	69	92	7	5	2	20	1	2	0	7	57	8	1	.323	.407	5
	Jacksonville	.309	36	110	15	34	47	4	3	1	14	0	3	1	11	20	5	3	.368	.427	1
<b>MINOR TOTALS</b>		<b>.264</b>	<b>600</b>	<b>2097</b>	<b>306</b>	<b>553</b>	<b>836</b>	<b>101</b>	<b>34</b>	<b>38</b>	<b>273</b>	<b>8</b>	<b>21</b>	<b>54</b>	<b>194</b>	<b>538</b>	<b>109</b>	<b>36</b>	<b>.339</b>	<b>.399</b>	<b>35</b>

## POLLAKOV, STEVE — Catcher

**Bats:** Right **Throws:** Right **Born:** December 29, 1991, Chicago, Ill.  
**Height:** 6-0 **Weight:** 220 **Resides:** Buffalo Grove, Ill.

**Recommended/Signed By:** Kenny Williams Jr. (White Sox).

**Sox Acquisition:** Signed as a free agent, February 9, 2016.

**Personal/Miscellaneous:** Graduated from the University of Hawaii, where he received his Bachelor of Arts in Philosophy with a minor in Spanish ... attended Orange Coast College in Costa Mesa, California ... studied abroad in the Dominican Republic for a year attending baseball school and training with Ramon "Papiro" Genao ... is a 2010 graduate of Buffalo Grove (Ill.) High School, where he lettered four seasons in baseball and two in golf.

## POWERS, RYAN — Pitcher

**Bats:** Right **Throws:** Right **Born:** January 1, 1993, LaGrange, Ill.  
**Height:** 6-4 **Weight:** 215 **Resides:** LaGrange, Ill.

**Recommended/Signed By:** Phil Gulley (White Sox).

**Sox Acquisition:** Signed as a free agent, June 15, 2015.

**Minor League Highlights: 2015:** Made his professional debut with the Arizona Rookie League White Sox ... held right-handers to a .218 (17-78) average (lefties hit .283) ... earned the win on 7/28 vs. AZL Angels, tossing 6.0 scoreless IP and striking out seven in his only start.

YEAR	CLUB	W-L	PCT	ERA	G	GS	CG	SHO	SV	IP	H	R	ER	HR	HB	BB-I	SO	WP	BK	AVG
2015	AZL White Sox	2-2	.500	4.29	16	1	0	0	1	35.2	34	19	17	3	0	10-0	31	6	0	.246

## QUINTERO, BRANDON — Pitcher

**Bats:** Right **Throws:** Right **Born:** February 2, 1994, Los Angeles, Calif.  
**Height:** 6-2 **Weight:** 185 **Resides:** La Habra, Calif.

**Recommended/Signed By:** Noah St. Urbain (White Sox).

**Sox Acquisition:** Selected in the 16th round, June 2015 First-Year Player Draft.

**Minor League Highlights: 2015:** Led the Arizona Rookie League White Sox in strikeouts (45) and ranked third in wins (3) and IP (54.0) ... tossed 4.0 scoreless IP with five strikeouts over two appearances (one start) in the AZL playoffs ... recorded a hold in the AZL championship game, throwing 2.0 scoreless IP in relief.

**Miscellaneous/Personal:** Attended Cal State University-Los Angeles ... earned All-California Collegiate Athletic Association honorable mention in 2015 ... graduated in 2012 from Sonora (Calif.) High School.

YEAR	CLUB	W-L	PCT	ERA	G	GS	CG	SHO	SV	IP	H	R	ER	HR	HB	BB-I	SO	WP	BK	AVG
2015	AZL White Sox	3-1	.750	3.50	13	7	0	0	0	54.0	48	23	21	1	1	23-0	45	12	0	.239

## REYES, FRANKLIN — Outfielder

**Bats:** Right **Throws:** Right **Born:** January 2, 1999, Bani, Dominican Republic  
**Height:** 6-4 **Weight:** 205 **Resides:** San Cristobal, Dominican Republic

**Recommended/Signed By:** Fermin Ubrí (White Sox).

**Sox Acquisition:** Signed as a free agent, July 2, 2015.

## Winston-Salem Nominated for Johnson President's Award

Class A Winston-Salem earned the Carolina League 2015 nomination for the Johnson President's Award, MiLB's top honor. The award recognizes "a complete franchise that demonstrates stability and contributes to its community, its league and the baseball industry as a whole."

# MINOR LEAGUE PLAYERS

## RICHMOND, JOSH — Outfielder

**Bats:** Right      **Throws:** Right      **Born:** June 14, 1989, Cincinnati, Ohio  
**Height:** 6-3      **Weight:** 220      **Resides:** Cincinnati, Ohio

**Sox Acquisition:** Signed as a free agent, May 24, 2013.

**Minor League Highlights:** 2015: Missed the entire season after undergoing surgery on his left foot. 2014: Batted .244 (95-389) with 18 doubles, six triples, 11 home runs, 59 RBI and 53 runs scored in 111 games between Class AA Birmingham and Class AAA Charlotte ... was named to the Southern League midseason All-Star Team ... recorded five RBI on 4/22 vs. Tennessee. 2013: Hit a combined .280 (73-261) with 18 doubles, five triples, nine home runs and 42 RBI over 62 games between Class A Kannapolis and Class A Winston-Salem. 2010: Selected by Texas in the 12th round of the draft.

**Miscellaneous/Personal:** Attended the University of Louisville, where he was named to the All-NCAA Regional team as a sophomore ... was named All Conference in baseball and football at Oak Hills High School in Cincinnati.

YEAR	CLUB	AVG	G	AB	R	H	TB	2B	3B	HR	RBI	SH	SF	HB	BB	SO	SB	CS	OBP	SLG	E
2010	Spokane	.297	35	118	23	35	54	8	1	3	19	0	1	9	16	23	4	3	.417	.458	2
2011	Hickory	.247	126	462	73	114	189	32	5	11	50	0	4	10	40	114	9	4	.318	.409	7
2012	Myrtle Beach	.178	88	264	32	47	77	11	2	5	22	1	3	5	22	80	8	3	.252	.292	5
2013	Florence	.267	5	15	2	4	7	1	1	0	0	0	1	2	4	0	0	0	.389	.467	1
	Kannapolis	.375	14	56	9	21	37	9	2	1	11	0	0	2	1	13	0	1	.407	.661	0
	Winston-Salem	.254	58	205	30	52	91	9	3	8	31	1	3	3	19	58	2	1	.322	.444	3
2014	Birmingham	.247	100	356	47	88	142	17	5	9	51	1	4	11	32	85	9	2	.325	.399	4
	Charlotte	.212	11	33	6	7	16	1	1	2	8	0	4	1	4	10	0	0	.316	.485	0
2015	DID NOT PLAY DUE TO INJURY																				
<b>MINOR TOTALS</b>		.244	432	1494	220	364	613	87	19	39	192	11	29	42	134	383	32	14	.320	.406	22

*Italics indicates independent or foreign league; statistics not included in totals*

## RIGA, RYAN — Pitcher

**Bats:** Right      **Throws:** Left      **Born:** October 22, 1992, Cincinnati, Ohio  
**Height:** 6-0      **Weight:** 195      **Resides:** Fairfield, Ohio

**Recommended/Signed By:** Phil Gulley (White Sox).

**Sox Acquisition:** Selected in the 13th round, June 2015 First-Year Player Draft.

**Minor League Highlights:** 2015: Went a combined 2-2 with a 2.70 ERA (10 ER/33.1 IP) and 32 strikeouts in 19 appearances between the Arizona Rookie League White Sox, Advanced Rookie Great Falls and Class A Kannapolis.

**Miscellaneous/Personal:** Attended Ohio State University ... tossed 30.2 consecutive scoreless IP, setting a school record ... played one season at Wabash Valley College ... graduated in 2011 from Fairfield (Ohio) High School ... also played basketball.

YEAR	CLUB	W-L	PCT	ERA	G	GS	CG	SHO	SV	IP	H	R	ER	HR	HB	BB-I	SO	WP	BK	AVG
2015	AZL White Sox	2-0	1.000	1.80	4	0	0	0	0	10.0	5	2	2	0	0	2-0	8	0	0	.161
	Great Falls	0-1	.000	1.50	7	0	0	0	0	12.0	10	3	2	0	0	6-1	15	0	0	.238
	Kannapolis	0-1	.000	4.76	8	0	0	0	2	11.1	14	7	6	1	1	3-0	9	1	0	.311
<b>MINOR TOTALS</b>		2-2	.500	2.70	19	0	0	0	2	33.1	29	12	10	1	1	11-1	32	1	0	.246

## ROBBINS, MASON — Outfielder

**Bats:** Left      **Throws:** Left      **Born:** February 1, 1993 in Cleveland, Miss  
**Height:** 6-2      **Weight:** 210      **Resides:** Leakesville, Miss.

**Recommended/Signed By:** Warren Hughes (White Sox).

**Sox Acquisition:** Selected in the 25th round, June 2014 First-Year Player Draft.

**Minor League Highlights:** 2015: Led Class A Kannapolis and tied for fifth in the South Atlantic League with nine triples ... posted a .348 (31-89) average over 24 games in June ... batted .327 (18-55) with one double, two triples and eight runs scored during a season-high 12-game hitting streak from 7/22-8/4. 2014: Led Advanced Rookie Great Falls in hits (70) and total bases (108) ... posted a 17-game hitting streak from 7/16-8/8 (.452, 33-73), the second-longest in the Pioneer League.

**Miscellaneous/Personal:** Attended the University of Southern Mississippi ... was named Second-Team All-Conference USA as a sophomore in 2013 ... is a 2011 graduate of George County High School in Lucedale, Miss. ... works as a watermelon farmer during the offseason.

YEAR	CLUB	AVG	G	AB	R	H	TB	2B	3B	HR	RBI	SH	SF	HB	BB	SO	SB	CS	OBP	SLG	E
2014	Great Falls	.304	54	230	28	70	108	11	3	7	32	0	1	0	11	43	1	3	.335	.470	2
2015	Kannapolis	.263	124	468	51	123	169	19	9	3	47	3	6	2	12	76	3	4	.281	.361	3
<b>MINOR TOTALS</b>		.277	178	698	79	193	277	30	12	10	79	3	7	2	23	119	4	7	.299	.397	5

## ROCHA, JAIDER — Pitcher

**Bats:** Right      **Throws:** Right      **Born:** May 23, 1993, Cartagena, Colombia  
**Height:** 6-1      **Weight:** 185      **Resides:** Cartagena, Colombia

**Recommended/Signed By:** Marco Paddy (White Sox).

**Sox Acquisition:** Signed as a free agent, April 27, 2011

**Minor League Highlights:** 2015: Held righties to a .200 (9-45) average ... went 1-0 with a 2.16 ERA (2 ER/8.1 IP) over six second-half appearances. 2014: Held right-handers to a .205 (27-132) average with the Dominican Summer League White Sox ... tossed 6.0 scoreless IP on 8/7. 2013: Spent his first season as a pitcher after appearing in 100 games as a position player from 2011-12 ... went 0-1 with a 1.50 ERA (2 ER/12.0 IP) over his last five games (one start) of the season.

YEAR	CLUB	W-L	PCT	ERA	G	GS	CG	SHO	SV	IP	H	R	ER	HR	HB	BB-I	SO	WP	BK	AVG
2013	DSL White Sox	3-2	.600	3.06	19	2	0	0	0	35.1	35	24	12	0	1	24-0	34	13	0	.254
2014	DSL White Sox	2-1	.667	2.05	13	12	0	0	0	52.2	41	18	12	0	3	21-0	58	11	2	.217
2015	AZL White Sox	2-1	.667	3.43	14	0	0	0	2	21.0	19	12	8	1	2	9-0	18	1	1	.253
<b>MINOR TOTALS</b>		7-4	.636	2.64	46	14	0	0	2	109.0	95	54	32	1	6	54-0	110	25	3	.236

FRONT OFFICE  
FIELD STAFF  
PLAYERS  
OPPONENTS  
2015 REVIEW  
HISTORY  
RECORDS  
MINOR LEAGUES  
MEDIAMISC.



# MINOR LEAGUE PLAYERS

## RODRIGUEZ, ANTONIO — Outfielder

**Bats:** Right      **Throws:** Right      **Born:** May 7, 1995, Hato Mayor, Dominican Republic  
**Height:** 6-4      **Weight:** 205      **Resides:** Hato Mayor, Dominican Republic

**Recommended/Signed By:** Marco Paddy (White Sox).

**Sox Acquisition:** Signed by a free agent, June 20, 2012.

**Minor League Highlights:** **2015:** Spent the season at Advanced Rookie Great Falls ... hit .357 (15-42) with two doubles, a triple, home run and five RBI during a season-high, 10-game hitting streak from 8/16-26. **2013:** Combined to hit .265 (48-181) with nine doubles, 0 RBI and 18 runs scored over 47 games between the Dominican Summer League White Sox and Advanced Rookie Bristol.

YEAR	CLUB	AVG	G	AB	R	H	TB	2B	3B	HR	RBI	SH	SF	HB	BB	SO	SB	CS	OBP	SLG	E
2012	DSL White Sox	.238	8	21	2	5	6	1	0	0	2	0	0	0	1	7	1	0	.273	.286	0
2013	Bristol	.120	7	25	1	3	4	1	0	0	2	0	0	0	1	9	0	0	.154	.160	0
	DSL White Sox	.288	40	156	17	45	55	8	1	0	18	2	0	1	5	40	4	4	.315	.353	0
2014	AZL White Sox	.257	43	167	20	43	66	9	1	4	20	0	3	0	9	47	4	1	.291	.395	1
2015	Great Falls	.260	70	296	39	77	123	16	3	8	39	0	2	0	7	54	6	1	.275	.416	9
<b>MINOR TOTALS</b>		<b>.260</b>	<b>168</b>	<b>665</b>	<b>79</b>	<b>173</b>	<b>35</b>	<b>5</b>	<b>12</b>	<b>81</b>	<b>81</b>	<b>2</b>	<b>5</b>	<b>1</b>	<b>23</b>	<b>157</b>	<b>15</b>	<b>6</b>	<b>.284</b>	<b>.382</b>	<b>10</b>

## RONDON, CLEULUIS — Infielder

**Bats:** Right      **Throws:** Right      **Born:** April 13, 1994, Maracay, Venezuela  
**Height:** 6-0      **Weight:** 180      **Resides:** Maracay, Venezuela

**Recommended/Signed By:** John Tumminia (White Sox).

**Sox Acquisition:** Obtained from Boston with outfielder Avisail Garcia (via Detroit) and pitchers Frankie Montas and J.B. Wendelken in exchange for pitcher Jake Peavy, July 30, 2013.

**Minor League Highlights:** **2016:** Enters the season rated by *Baseball America* as the Best Defensive Infielder in the White Sox organization. **2015:** Spent the season at Class A Winston-Salem ... batted .333 (11-33) with a home run and four RBI during a season-high, nine-game hitting streak from 4/29-5/8 ... hit .333 (9-31) for Caracas in the Venezuelan Winter League ... entered the season ranked by *Baseball America* as the Best Defensive Infielder and Possessing the Best Infield Arm in the White Sox organization. **2014:** Batted .238 (119-499) with 19 doubles, four triples, a home run, 40 RBI, 59 runs scored and 16 stolen bases over 130 games between Class A Kannapolis and Winston-Salem ... posted a .303 (20-66) average against lefties with the Dash ... was rated by *Baseball America* following the season as the Best Defensive Third Baseman in the South Atlantic League ... enter the season rated by *Baseball America* as the Best Defensive Infielder and possessing the Best Infield Arm in the White Sox organization. **2013:** Combined to hit .244 (53-217) over 66 games between Class A Lowell in the Boston organization and Kannapolis. **2012:** Tied for the Gulf Coast League lead with six triples ... was named the Red Sox Minor League Defensive Player of the Month for July. **2010:** Signed by Boston as a free agent on 11/19.

YEAR	CLUB	AVG	G	AB	R	H	TB	2B	3B	HR	RBI	SH	SF	HB	BB	SO	SB	CS	OBP	SLG	E
2011	DSL Red Sox	.171	62	205	39	35	49	6	1	2	27	6	2	14	43	50	14	1	.348	.239	24
2012	GCL Red Sox	.231	47	182	19	42	64	10	6	0	16	3	3	2	9	42	2	2	.270	.352	10
	Lowell	.000	2	4	0	0	0	0	0	0	0	0	0	0	0	1	0	0	.000	.000	0
2013	Lowell	.276	37	123	13	34	43	4	1	1	10	6	0	2	7	26	6	1	.326	.350	4
	Kannapolis	.202	29	94	11	19	22	0	0	1	6	0	0	3	7	24	1	0	.279	.234	2
2014	Kannapolis	.233	77	301	35	70	79	9	0	0	16	2	4	2	26	65	13	8	.295	.262	18
	Winston-Salem	.247	53	198	24	49	70	10	4	4	24	3	1	1	19	33	3	4	.315	.354	11
2015	Winston-Salem	.168	120	400	35	67	67	9	0	3	26	6	3	4	32	86	12	6	.235	.213	22
	Charlotte	.000	2	6	0	0	0	0	0	0	0	0	0	0	1	1	0	0	.143	.000	1
<b>MINOR TOTALS</b>		<b>.209</b>	<b>429</b>	<b>1513</b>	<b>176</b>	<b>316</b>	<b>316</b>	<b>48</b>	<b>12</b>	<b>8</b>	<b>125</b>	<b>28</b>	<b>12</b>	<b>28</b>	<b>144</b>	<b>328</b>	<b>51</b>	<b>22</b>	<b>.288</b>	<b>.272</b>	<b>92</b>



Regions Field, home of the Birmingham Barons, was named Ballpark of the Year by Baseballparks.com in 2013.

# MINOR LEAGUE PLAYERS

## ROTTINO, VINNY — Catcher

**Bats:** Right

**Throws:** Right

**Born:** April 7, 1980, Racine, Wis.

**Height:** 6-0

**Weight:** 210

**Resides:** Racine, Wis.

**Sox Acquisition:** Signed as free agent, January 25, 2016.

**Major League Highlights:** **2012:** Combined to hit .148 (9-61) with two doubles, three home runs and seven RBI in 26 games between Cleveland and New York-NL ... hit his first career home run (off Cole Hamels) on 5/28 vs. Philadelphia. **2006:** Made his major-league debut as a pinch hitter for Milwaukee on 9/1 vs. Florida ... collected his first career hit (an infield single off Matt Herges) on 9/3 vs. the Marlins.

**Minor League Highlights:** **2015:** Batted .314 (43-137) against left-handed pitching ... posted a .390 (32-82) average over 22 games in June. **2014:** Spent the season with Nexen in the Korean Baseball Organization. **2013:** Spent the season with Orix in the Japan Pacific League. **2011:** Batted .297 (111-374) over 96 games between Class AAA Buffalo in the Mets system and Class AAA Columbus in the Cleveland system. **2010:** Hit a combined .308 (136-441) in 121 games between Class AA Jacksonville and Class AAA New Orleans in the Marlins organization. **2009:** Combined to hit .261 (108-414) over 129 games between Class AA Huntsville in the Milwaukee system and Class AA Chattanooga in the Dodgers organization ... played for Team Italy in the World Baseball Classic. **2008:** Was named to the Pacific Coast League All-Star team ... recorded a 24-game hitting streak, tied for the longest streak in the PCL. **2007:** Was a PCL All-Star. **2006:** Was named to the PCL All-Star team. **2005:** Was named to the Southern League All-Star team. **2004:** Led the Midwest League in RBI (124) and set a team record at Class A Beloit.

YEAR	CLUB	AVG	G	AB	R	H	TB	2B	3B	HR	RBI	SH	SF	HB	BB	SO	SB	CS	OBP	SLG	E
2003	Helena	.311	64	222	42	69	82	10	0	1	20	1	2	8	28	25	5	2	.404	.369	13
2004	Beloit	.304	140	529	78	161	255	25	9	17	124	1	10	4	71	5	1	.352	.482	8	
2005	Huntsville	.296	120	469	63	139	189	20	6	52	0	5	2	40	68	2	1	.351	.403	15	
	Nashville	.345	9	29	4	10	14	1	0	1	2	0	0	3	6	0	1	.406	.483	0	
2006	Nashville	.314	117	398	55	125	175	25	2	7	42	4	5	5	40	74	12	.379	.440	17	
	MILWAUKEE	.214	9	14	1	3	4	1	0	0	1	0	0	1	2	1	0	.267	.286	0	
2007	Nashville	.289	107	377	59	109	168	17	3	12	53	3	4	9	37	58	15	.363	.446	11	
	MILWAUKEE	.222	8	9	0	2	3	1	0	0	3	0	0	0	1	0	0	.222	.333	0	
2008	Nashville	.260	118	431	59	112	169	30	3	7	55	1	8	6	31	72	9	.313	.392	7	
	MILWAUKEE	.000	1	1	0	0	0	0	0	0	0	0	0	0	0	0	0	.000	.000	0	
2009	Huntsville	.249	98	341	46	85	110	13	0	4	48	0	5	2	47	45	9	.339	.323	13	
	Chattanooga	.315	31	73	18	23	28	5	0	7	0	1	0	15	8	5	1	.427	.384	2	
2010	New Orleans	.375	5	8	1	3	186	0	2	0	1	0	0	0	5	3	1	.615	.875	0	
	Jacksonville	.307	116	433	67	133	7	27	1	8	69	1	3	3	53	51	22	2	.384	.430	8
2011	New Orleans	.304	119	467	81	142	207	31	2	10	59	3	1	3	50	62	17	.374	.443	7	
	FLORIDA	.167	8	12	1	2	2	0	0	0	0	0	0	0	2	4	0	.286	.167	0	
2012	Buffalo	.307	36	140	22	43	67	10	1	4	25	0	2	1	12	20	5	.361	.479	1	
	NEW YORK - NL	.182	18	33	8	6	13	1	0	2	5	0	0	0	6	9	3	.308	.394	0	
	Columbus	.291	60	234	38	68	103	18	1	5	41	0	6	3	22	33	9	.351	.440	6	
	CLEVELAND	.107	18	28	4	3	7	1	0	1	2	2	1	0	1	8	1	.133	.250	0	
2013	Orix	.206	37	97	7	20	37	5	0	4	8	0	1	2	11	18	1	.297	.381	0	
2014	Nexen	.306	79	216	30	66	90	18	0	2	22	0	1	1	29	22	2	.389	.417	—	
2015	New Orleans	.266	127	451	55	120	176	24	1	10	51	0	5	4	54	97	2	.346	.390	8	
<b>MINOR TOTALS</b>		<b>.292</b>	<b>1267</b>	<b>4602</b>	<b>688</b>	<b>1342</b>	<b>1936</b>	<b>256</b>	<b>31</b>	<b>92</b>	<b>649</b>	<b>14</b>	<b>57</b>	<b>50</b>	<b>477</b>	<b>693</b>	<b>118</b>	<b>44</b>	<b>.360</b>	<b>.421</b>	<b>116</b>
<b>A.L. TOTALS</b>		<b>.107</b>	<b>18</b>	<b>28</b>	<b>4</b>	<b>3</b>	<b>7</b>	<b>1</b>	<b>0</b>	<b>1</b>	<b>2</b>	<b>2</b>	<b>1</b>	<b>0</b>	<b>1</b>	<b>8</b>	<b>1</b>	<b>0</b>	<b>.133</b>	<b>.250</b>	<b>0</b>
<b>N.L. TOTALS</b>		<b>.188</b>	<b>44</b>	<b>69</b>	<b>10</b>	<b>13</b>	<b>22</b>	<b>3</b>	<b>0</b>	<b>2</b>	<b>9</b>	<b>0</b>	<b>0</b>	<b>9</b>	<b>16</b>	<b>4</b>	<b>0</b>	<b>.282</b>	<b>.319</b>	<b>0</b>	
<b>MLB TOTALS</b>		<b>.163</b>	<b>62</b>	<b>97</b>	<b>14</b>	<b>16</b>	<b>29</b>	<b>4</b>	<b>0</b>	<b>3</b>	<b>11</b>	<b>2</b>	<b>1</b>	<b>0</b>	<b>10</b>	<b>24</b>	<b>5</b>	<b>0</b>	<b>.241</b>	<b>.299</b>	<b>0</b>

*Italics indicates independent or foreign league; statistics not included in totals*

## SANBURN, NOLAN — Pitcher

**Bats:** Right

**Throws:** Right

**Born:** July 21, 1991, Kokomo, Ind.

**Height:** 6-1

**Weight:** 205

**Resides:** Kokomo, Ind.

**Recommended/Signed By:** Kevin Bootay/Bill Young (White Sox).

**Sox Acquisition:** Obtained from Oakland in exchange for infielder Adam Dunn, August 31, 2014.

**Minor League Highlights:** **2015:** Was named Southern League Pitcher of the Week from 7/27-8/2. **2014:** Averaged 9.2 strikeouts per 9.0 IP (73 SO/71.1 IP) with Class A Stockton in the A's organization ... was 3-0 with a 2.60 ERA (13 ER/45.0 IP) and 50 strikeouts in 27 games from May-July ... was traded to the White Sox on 8/31 in exchange for Adam Dunn (acquisition recommended by Kevin Bootay and Bill Young) ... entered the season ranked by *Baseball America* as the No. 10 Prospect in the Oakland organization. **2013:** Limited opponents to a .191 (17-89) average with Class A Beloit ... began the season on the disabled list with a right shoulder strain ... entered the season rated by MLB.com as the No. 10 Prospect in the Oakland organization. **2012:** Averaged 9.16 strikeouts per 9.0 IP (19 SO/18.2 IP) ... was selected by Oakland in the second round of the draft.

**Miscellaneous/Personal:** Attended the University of Arkansas ... went 4-1 with a 2.43 ERA over 22 games as a sophomore in 2012, helping the Razorbacks reach the College World Series ... five of his teammates from that team also were drafted in 2012 ... is a 2010 graduate of Kokomo (Ind.) High School ... was drafted by Detroit in the 34th round of the 2010 draft but did not sign.

YEAR	CLUB	W-L	PCT	ERA	G	GS	CG	SHO	SV	IP	H	R	ER	HR	HB	BB-I	SO	WP	BK	AVG
2012	Vermont	0-1	.000	3.86	7	7	0	0	0	18.2	23	10	8	2	0	6-0	19	4	0	.299
2013	AZL Athletics	0-0	.000	2.25	2	1	0	0	0	4.0	3	1	1	0	1	1-1	6	1	0	.200
	Beloit	1-3	.250	1.38	14	1	0	0	0	26.0	17	4	4	1	0	9-0	20	1	0	.191
2014	Stockton	3-1	.750	3.28	42	0	0	0	6	71.1	78	29	26	6	2	25-1	73	5	0	.279
2015	Birmingham	0-2	.000	6.80	22	1	0	0	2	30.0	26	24	22	1	1	23-0	30	11	0	.224
<b>MINOR TOTALS</b>		<b>4-7</b>	<b>.364</b>	<b>3.66</b>	<b>87</b>	<b>10</b>	<b>0</b>	<b>0</b>	<b>8</b>	<b>150.0</b>	<b>147</b>	<b>68</b>	<b>61</b>	<b>10</b>	<b>4</b>	<b>64-1</b>	<b>148</b>	<b>22</b>	<b>0</b>	<b>.255</b>

# MINOR LEAGUE PLAYERS

## SANCHEZ, ANDRES — Pitcher

**Bats:** Right **Throws:** Right **Born:** October 7, 1996, Ciudad Habana, Cuba  
**Height:** 6-4 **Weight:** 180 **Resides:** Punto Fijo, Venezuela

**Recommended/Signed By:** Marco Paddy (White Sox).

**Sox Acquisition:** Signed as a free agent, August 21, 2014.

**Minor League Highlights:** 2015: Held right-handed batters to a .167 (6-36) average (lefties batted .333).

YEAR	CLUB	W-L	PCT	ERA	G	GS	CG	SHO	SV	IP	H	R	ER	HR	HB	BB-I	SO	WP	BK	AVG
2015	AZL White Sox	1-3	.250	3.52	9	2	0	0	0	15.1	14	10	6	1	0	5-0	13	3	0	.233

## SCHROEDER, CASEY — Catcher

**Bats:** Switch **Throws:** Right **Born:** July 12, 1993, Lima, Ohio  
**Height:** 6-2 **Weight:** 200 **Resides:** Glandorf, Ohio

**Recommended/Signed By:** Kevin Burrell (White Sox).

**Sox Acquisition:** Selected in the eighth round, June 2015 First-Year Player Draft.

**Minor League Highlights:** 2015: Hit safely in eight straight games from 6/21-7/2 (.333, 11-33) at Advanced Rookie Great Falls.

**Miscellaneous/Personal:** Attended Coastal Carolina University in Conway, S.C. ... was named the Suncoast Conference Defensive Player of the Year and First-Team All-Conference in 2014 ... earned President's List honors (4.0 GPA) for the Fall of 2014 ... played one season at Polk State College in Lakeland, Fla. ... graduated in 2012 from Ottawa-Glandorf High School in Ottawa, Ohio.

YEAR	CLUB	AVG	G	AB	R	H	TB	2B	3B	HR	RBI	SH	SF	HB	BB	SO	SB	CS	OBP	SLG	E
2015	Great Falls	.236	40	140	20	33	52	11	1	2	13	1	2	2	17	36	1	1	.323	.371	8

## SHEARROW, LUCAS — Pitcher

**Bats:** Right **Throws:** Right **Born:** February 10, 1991, Rockford Ill.  
**Height:** 6-4 **Weight:** 225 **Resides:** Machesney Park, Ill

**Recommended/Signed By:** Phil Gulley (White Sox).

**Sox Acquisition:** Signed as a free agent, June 13, 2014.

**Minor League Highlights:** 2015: Went 2-1 with a 1.50 ERA (4 ER/24.0 IP) and 14 strikeouts in five starts, compared to 1-2 with a 4.81 ERA (13 ER/24.1 IP) in 14 relief appearances.

**Miscellaneous/Personal:** Played one year for Lindsey Wilson College after transferring from Southeast Missouri State University ... attended John A. Logan College in Carterville, Ill. ... is a 2009 graduate of Rockford Boylan Catholic (Ill.) High School.

YEAR	CLUB	W-L	PCT	ERA	G	GS	CG	SHO	SV	IP	H	R	ER	HR	HB	BB-I	SO	WP	BK	AVG
2014	AZL White Sox	2-2	.500	4.06	12	9	0	0	0	44.1	38	23	20	2	1	27-0	42	7	0	.242
2015	Great Falls	3-3	.500	3.17	19	5	0	0	2	48.1	35	22	17	2	3	22-1	26	12	1	.201
<b>MINOR TOTALS</b>		<b>5-5</b>	<b>.500</b>	<b>3.59</b>	<b>31</b>	<b>14</b>	<b>0</b>	<b>0</b>	<b>2</b>	<b>92.2</b>	<b>73</b>	<b>45</b>	<b>37</b>	<b>4</b>	<b>4</b>	<b>49-1</b>	<b>68</b>	<b>19</b>	<b>1</b>	<b>.221</b>

## SHIREK, CHARLIE — Pitcher

**Bats:** Right **Throws:** Right **Born:** October 25, 1985, Minot, N.D.  
**Height:** 6-3 **Weight:** 205 **Resides:** Minot, N.D.

**Recommended/Signed By:** Keith Staab (White Sox).

**Sox Acquisition:** Signed as a free agent, January 7, 2015.

**Minor League Highlights:** 2013-15: Spent three seasons with the NC Dinos of the Korean Baseball Organization, going 27-20 with a 3.44 ERA (156 ER/407.2 IP), one shutout and 237 strikeouts over 69 starts. **2012:** Went 8-1 with a 2.99 ERA (30 ER/90.1 IP) over 15 appearances (14 starts) at home with Class AAA Charlotte. **2011:** Combined to go 4-8 with a 4.34 ERA (50 ER/103.2 IP) and one save over 34 games (10 starts) between Class A Winston-Salem and Class AA Birmingham. **2010:** Appeared in 15 games (14 starts) between Birmingham and Charlotte, going 2-3 with a 4.26 ERA (35 ER/74.0 IP). **2009:** Appeared in 26 games (25 starts) between Winston-Salem and Birmingham, going 14-5 with a 3.59 ERA (62 ER/155.1 IP) ... ranked among organizational leaders in wins (3rd) and ERA (8th). **2008:** Went 6-6 with a 3.54 ERA (44 ER/112.0 IP) in 21 starts for Class A Kannapolis ... ranked sixth among White Sox farmhands in ERA. **2007:** Was selected by the White Sox in the 23rd round of June First-Year Player Draft ... was tabbed by *Baseball America* as the Best Late-Round Pick in the White Sox 2007 draft class ... made his professional debut with Kannapolis, making six relief appearances.

**Miscellaneous/Personal:** Attended the University of Nebraska ... led Big 12 freshmen with a 3.23 ERA (25 ER/69.2 IP) in 2006 ... was rated the No. 2 Prospect in the Northwoods League by *Baseball America* in 2005 and 2006 ... is a 2004 graduate of Minot (N.D.) High School ... went 8-1 with a 0.39 ERA as a senior, earning North Dakota's Gatorade Player of the Year honors.

YEAR	CLUB	W-L	PCT	ERA	G	GS	CG	SHO	SV	IP	H	R	ER	HR	HB	BB-I	SO	WP	BK	AVG
2007	Kannapolis	0-0	.000	5.40	6	0	0	0	1	6.2	5	4	2	0	2-0	3	0	0	.217	
2008	Kannapolis	6-6	.500	3.54	21	21	0	0	0	112.0	112	52	44	8	5	25-0	82	8	1	.249
2009	Winston-Salem	8-1	.889	3.88	11	11	0	0	0	65.0	63	30	28	0	1	16-0	44	1	0	.251
	Birmingham	6-4	.600	3.39	15	14	1	0	0	90.1	97	40	34	8	1	17-0	32	5	2	.279
2010	Birmingham	2-3	.400	3.69	14	13	0	0	0	68.1	83	31	28	1	4	17-0	37	2	0	.303
	Charlotte	0-0	.000	11.12	1	1	0	0	0	5.2	6	7	7	1	1	4-0	3	1	0	.273
2011	Winston-Salem	0-1	.000	7.04	10	0	0	0	0	15.1	21	13	12	2	2	4-0	11	0	0	.328
	Birmingham	4-7	.364	3.87	24	10	0	1	1	88.1	94	47	38	6	3	28-1	57	5	0	.272
2012	Charlotte	11-5	.688	3.65	28	26	1	0	0	170.1	172	79	69	18	6	29-0	117	4	0	.260
2013	NC	11-7	.611	2.48	29	29	0	0	0	189.0	175	60	52	6	14	60-1	116	6	0	—
2014	NC	12-8	.600	3.81	28	28	1	1	0	165.1	184	90	70	13	9	55-0	92	5	2	—
2015	NC	4-5	.444	5.74	12	12	0	0	0	53.1	67	39	34	8	7	19-0	29	1	0	—
<b>MINOR TOTALS</b>		<b>37-27</b>	<b>.578</b>	<b>3.82</b>	<b>131</b>	<b>96</b>	<b>2</b>	<b>0</b>	<b>2</b>	<b>622.0</b>	<b>653</b>	<b>304</b>	<b>264</b>	<b>46</b>	<b>23</b>	<b>142-1</b>	<b>386</b>	<b>26</b>	<b>3</b>	<b>.268</b>

*Italics indicates independent or foreign league; statistics not included in totals*

# MINOR LEAGUE PLAYERS

## SILVERIO, LOUIS — Outfielder

**Bats:** Right **Throws:** Right **Born:** December 15, 1993, Santiago, Dominican Republic  
**Height:** 6-3 **Weight:** 200 **Resides:** Parkland, Fla.

**Recommended/Signed By:** Jose Ortega (White Sox).

**Sox Acquisition:** Selected in the 33rd round, June 2014 First-Year Player Draft.

**Minor League Highlights:** 2015: Hit .208 (26-125) with six doubles, four home runs and 19 RBI in 39 games between the Arizona Rookie League White Sox, Advanced Rookie Great Falls and Class A Kannapolis. 2014: Batted .323 (20-62) against righties.

**Miscellaneous/Personal:** Attended Florida International University ... his father, Luis, played for the Kansas City Royals (1973-82) and now works as Senior Advisor for Latin American Operations for the Pittsburgh Pirates ... brother-in-law, Angel Berroa, played in the major leagues from 2001-09 and was the American League Rookie of the Year in 2003.

YEAR	CLUB	AVG	G	AB	R	H	TB	2B	3B	HR	RBI	SH	SF	HB	BB	SO	SB	CS	OBP	SLG	E
2014	AZL White Sox	.301	25	83	9	25	40	5	2	2	18	0	0	1	8	20	2	0	.370	.482	0
2015	AZL White Sox	.333	2	3	1	1	2	1	0	0	1	0	0	0	1	1	0	0	.500	.667	0
	Great Falls	.221	20	68	10	15	30	3	0	4	15	0	1	0	3	16	0	1	.250	.441	1
	Kannapolis	.185	17	54	5	10	12	2	0	0	3	2	0	0	0	19	1	0	.185	.222	0
<b>MINOR TOTALS</b>		<b>.245</b>	<b>64</b>	<b>208</b>	<b>25</b>	<b>51</b>	<b>84</b>	<b>11</b>	<b>2</b>	<b>6</b>	<b>37</b>	<b>2</b>	<b>1</b>	<b>1</b>	<b>12</b>	<b>56</b>	<b>3</b>	<b>1</b>	<b>.288</b>	<b>.404</b>	<b>1</b>

## SIMON, ALEX — Infielder

**Bats:** Switch **Throws:** Right **Born:** September 28, 1992, La Romana, Dominican Republic  
**Height:** 6-2 **Weight:** 185 **Resides:** La Romana, Dominican Republic

**Sox Acquisition:** Obtained from Tampa Bay in exchange for cash considerations, May 28, 2015.

**Minor League Highlights:** 2015: Hit .238 (84-353) with 14 doubles, three triples, four home runs and 40 RBI in 91 games between Class A Charlotte in the Tampa Bay organization and Class A Kannapolis and Class AAA Charlotte in the White Sox system ... was traded by the Rays to the White Sox in exchange for cash considerations on 5/28. 2014: Batted .305 (25-82) against lefties and .276 (96-348) vs. right-handers ... appeared in five games with Escoqido of the Dominican Winter League.

YEAR	CLUB	AVG	G	AB	R	H	TB	2B	3B	HR	RBI	SH	SF	HB	BB	SO	SB	CS	OBP	SLG	E
2011	DSL Rays	.265	60	223	26	59	78	10	4	0	27	0	2	1	28	49	14	7	.346	.345	18
2012	DSL Rays	.328	66	247	42	81	124	16	6	5	46	1	1	2	32	55	12	7	.408	.502	32
2013	GCL Rays	.293	58	208	25	61	77	6	5	0	22	0	1	1	19	50	12	8	.354	.370	3
2014	Bowling Green	.281	122	430	49	121	161	22	3	4	49	5	3	3	25	110	10	6	.323	.374	12
2015	Charlotte	.080	9	25	1	2	2	0	0	0	0	0	0	0	4	0	0	0	.080	.080	3
	Kannapolis	.225	80	321	39	81	113	14	3	4	40	1	3	1	10	68	4	4	.275	.352	6
	Charlotte	.143	2	7	0	1	1	0	0	0	0	0	0	0	2	0	0	0	.143	.143	0
<b>MINOR TOTALS</b>		<b>.278</b>	<b>397</b>	<b>1461</b>	<b>182</b>	<b>406</b>	<b>555</b>	<b>68</b>	<b>21</b>	<b>13</b>	<b>184</b>	<b>7</b>	<b>10</b>	<b>8</b>	<b>114</b>	<b>338</b>	<b>52</b>	<b>32</b>	<b>.331</b>	<b>.380</b>	<b>74</b>

## SOLORZANO, YOSMER — Pitcher

**Bats:** Right **Throws:** Right **Born:** February 11, 1997, Higuero, Venezuela  
**Height:** 6-4 **Weight:** 225 **Resides:** Barlovento, Venezuela

**Recommended/Signed By:** Marco Paddy (White Sox).

**Sox Acquisition:** Signed as a free agent, September 19, 2014.

**Minor League Highlights:** 2015: Made his professional debut with the Arizona Rookie League White Sox ... went 5-2 with a 2.29 ERA (15 ER/59.0 IP) and 41 strikeouts in 11 starts ... went 3-0 with a 1.64 ERA (4 ER/22.0 IP) over his last four starts ... was the starting pitcher for the AZL White Sox in round one of the playoffs, receiving a no decision after allowing one hit, two walks and striking out eight over 7.0 scoreless IP.

YEAR	CLUB	W-L	PCT	ERA	G	GS	CG	SHO	SV	IP	H	R	ER	HR	HB	BB-I	SO	WP	BK	AVG
2015	AZL White Sox	5-2	.714	3.02	12	11	0	0	0	62.2	64	24	21	0	5	16-0	43	8	5	.260

## STEPHENS, JORDAN — Pitcher

**Bats:** Right **Throws:** Right **Born:** September 12, 1992, Houston, Texas  
**Height:** 6-1 **Weight:** 190 **Resides:** Alvin, Texas

**Recommended/Signed By:** Chris Walker (White Sox).

**Sox Acquisition:** Selected in the fifth round, June 2015 First-Year Player Draft.

**Minor League Highlights:** 2015: Posted a 0.51 ERA (1 ER/17.2 IP) in 11 outings (one start) between the Arizona Rookie League White Sox and Advanced Rookie Great Falls.

**Miscellaneous/Personal:** Attended Rice University in Houston ... was named All-Conference USA First-Team and was a two-time C-USA Pitcher of the Week in 2015 ... was sidelined most of 2014 after undergoing Tommy John surgery ... was a 2013 NCAA Eugene Regional Most Valuable Player/All-Regional Team ... is a 2011 graduate of Alvin (Texas) High School.

YEAR	CLUB	W-L	PCT	ERA	G	GS	CG	SHO	SV	IP	H	R	ER	HR	HB	BB-I	SO	WP	BK	AVG
2015	AZL White Sox	0-0	0.00	0.61	9	1	0	0	0	14.2	7	1	1	0	1	2-0	18	2	0	.140
	Great Falls	0-0	0.00	0.00	2	0	0	0	0	3.0	2	0	0	0	0	1-0	3	1	0	.182
<b>MINOR TOTALS</b>		<b>0-0</b>	<b>0.00</b>	<b>0.51</b>	<b>11</b>	<b>1</b>	<b>0</b>	<b>0</b>	<b>0</b>	<b>17.2</b>	<b>9</b>	<b>1</b>	<b>1</b>	<b>0</b>	<b>1</b>	<b>3-0</b>	<b>21</b>	<b>3</b>	<b>0</b>	<b>.148</b>

# MINOR LEAGUE PLAYERS

## STRINGER, CHRISTIAN — Infielder

**Bats:** Left      **Throws:** Right      **Born:** June 25, 1990, Longview, Texas  
**Height:** 5-11      **Weight:** 175      **Resides:** Longview, Texas

**Recommended/Signed By:** Keith Staab (White Sox).

**Sox Acquisition:** Selected in the 16th round, June 2013 First-Year Player Draft.

**Minor League Highlights:** **2015:** Hit .358 (24-67) against left-handed pitchers ... posted a .323 (10-31) average with a double and three RBI during a season-high, nine-game hitting streak from 5/16-5/23. **2013:** Made his professional debut with Advanced Rookie Great Falls ... batted .358 (34-95) with six doubles, two triples, a home run and 17 RBI over his final 27 games of the season.

**Miscellaneous/Personal:** Spent his junior and senior seasons at Rice University ... hit .325 (157-483) with 27 doubles, seven triples, seven homers and 67 RBI over 122 games ... began his collegiate career at Navarro (Texas) College, where he led the team to the 2011 Junior College National Championship ... father, Randy, played golf at East Texas State ... uncle, Johnny Greene, was a three-year football letterman at Baylor (1974-76) ... uncle, Richard Stringer, played baseball at Paris Junior College.

YEAR	CLUB	AVG	G	AB	R	H	TB	2B	3B	HR	RBI	SH	SF	HB	BB	SO	SB	CS	OBP	SLG	E
2013	Great Falls	.312	47	154	42	48	64	7	3	1	22	3	3	7	22	12	4	0	.414	.416	11
2014	Kannapolis	.259	76	293	41	76	121	14	2	9	39	1	3	2	23	51	7	1	.315	.413	9
2015	Kannapolis	.288	57	219	33	63	90	16	4	1	21	2	3	5	20	27	12	3	.356	.411	9
<b>MINOR TOTALS</b>		<b>.281</b>	<b>180</b>	<b>666</b>	<b>116</b>	<b>187</b>	<b>275</b>	<b>37</b>	<b>9</b>	<b>11</b>	<b>82</b>	<b>6</b>	<b>9</b>	<b>14</b>	<b>65</b>	<b>90</b>	<b>23</b>	<b>4</b>	<b>.353</b>	<b>.413</b>	<b>29</b>

## STRONG, BRAD — Infielder

**Bats:** Left      **Throws:** Right      **Born:** July 1, 1992, Richlands, Va.  
**Height:** 5-8      **Weight:** 180      **Resides:** Richlands, Va.

**Recommended/Signed By:** Abe Fernandez (White Sox).

**Sox Acquisition:** Selected in the 28th round, June 2015 First-Year Player Draft.

**Minor League Highlights:** **2015:** Tied for third in the Arizona Rookie League in hits (60) and doubles (15), tied for fourth in runs (35) and ranked fifth in total bases (89) and average (.326) ... led the AZL White Sox in runs, tied for the team lead in walks (20), ranked second in hits, total bases, doubles, stolen bases (12) and on-base percentage (.389) and third in RBI (31), triples (4) and slugging percentage (.484) ... was named to the AZL postseason All-Star Team ... went 1-12 (.083) with one RBI over three games in the AZL playoffs ... drove in the game-winning run on a sacrifice fly in the eighth inning of the AZL championship game.

**Miscellaneous/Personal:** Attended Western Carolina University in Cullowhee, N.C. ... hit .322 (270-838) with 20 home runs and 163 RBI for his career ... finished his four-year career as the Catamounts all-time leader in triples (18) ... his 65 career stolen bases ranked second in school history ... led the Catamounts in batting (.344), home runs (10) and RBI (58) as a senior ... was named First-Team All-Southern Conference, First-Team All-SoCon by College Sports Madness, First-Team All-State by the North Carolina Collegiate Sports Information Association (NCCSIA) and to the Louisville Slugger Preseason All-America Second-Team in 2015 ... is a graduate of Richlands (Va.) High School.

YEAR	CLUB	AVG	G	AB	R	H	TB	2B	3B	HR	RBI	SH	SF	HB	BB	SO	SB	CS	OBP	SLG	E
2015	AZL White Sox	.326	48	184	35	60	89	15	4	2	31	2	3	1	20	18	12	6	.389	.484	6

## SUTER, MICHAEL — Outfielder

**Bats:** Right      **Throws:** Right      **Born:** April 9, 1992, Kailua, Hawaii  
**Height:** 6-1      **Weight:** 200      **Resides:** Kailua, Hawaii

**Recommended/Signed By:** Clay Overcash (White Sox).

**Sox Acquisition:** Selected in the 24th round, June 2014 First-Year Player Draft.

**Minor League Highlights:** **2015:** Batted .226 (96-424) with 17 doubles, two triples, three home runs and 40 RBI in 117 games between Class A Kannapolis and Class A Winston-Salem ... hit .305 (29-103) during a season-high, 23-game hitting streak from 7/19-8/14 with Kannapolis, the longest streak in the South Atlantic League. **2014:** Tied for fifth in the Arizona League in RBI (31) with the Rookie White Sox ... rated by *Baseball America* as the Fastest Runner in the White Sox draft class.

**Miscellaneous/Personal:** Attended the University of Kansas ... earned All-Big 12 Second Team honors in 2014 after batting .322 with career bests in hits (77), runs (47), RBI (42), doubles (11) and walks (26).

YEAR	CLUB	AVG	G	AB	R	H	TB	2B	3B	HR	RBI	SH	SF	HB	BB	SO	SB	CS	OBP	SLG	E
2014	AZL White Sox	.263	42	156	29	41	62	7	1	4	31	0	1	10	15	28	14	3	.363	.397	1
2015	Kannapolis	.249	76	301	45	75	99	14	2	2	34	3	1	9	17	59	12	6	.308	.329	2
	Winston-Salem	.171	41	123	13	21	27	3	0	1	6	1	1	4	7	27	3	1	.237	.220	1
<b>MINOR TOTALS</b>		<b>.236</b>	<b>159</b>	<b>580</b>	<b>87</b>	<b>137</b>	<b>188</b>	<b>24</b>	<b>3</b>	<b>7</b>	<b>71</b>	<b>4</b>	<b>3</b>	<b>23</b>	<b>39</b>	<b>114</b>	<b>29</b>	<b>10</b>	<b>.309</b>	<b>.324</b>	<b>4</b>

## SULLIVAN, TYLER — Outfielder

**Bats:** Left      **Throws:** Left      **Born:** November 21, 1992, Stockton, Calif.  
**Height:** 5-9      **Weight:** 175      **Resides:** Alamo, Calif.

**Recommended/Signed By:** Adam Virchis (White Sox).

**Sox Acquisition:** Selected in the 14th round, June 2015 First-Year Player Draft.

**Minor League Highlights:** **2015:** Made his professional debut with the Arizona Rookie League White Sox ... tied for the team lead in walks (20), ranked third in hits (49) and stolen bases (9) and tied for fifth in runs (26) ... went 1-11 (.091) with one run scored over three games in the AZL playoffs.

**Miscellaneous/Personal:** Attended the University of the Pacific in Stockton, Calif. ... his brother and teammate, Brett, was selected by Tampa Bay in the 17th round of June 2015 draft ... was named to the All-WCC second team with team highs in hits (74) and runs (35) ... graduated in 2011 from Lincoln (Calif.) High School.

YEAR	CLUB	AVG	G	AB	R	H	TB	2B	3B	HR	RBI	SH	SF	HB	BB	SO	SB	CS	OBP	SLG	E
2015	AZL White Sox	.287	45	171	26	49	58	7	1	0	14	1	3	5	20	23	9	2	.372	.339	1



# MINOR LEAGUE PLAYERS

## TATIS JR., FERNANDO — Infielder

**Bats:** Right **Throws:** Right **Born:** January 2, 1999, San Pedro De Macoris, Dominican Republic  
**Height:** 6-3 **Weight:** 185 **Resides:** San Pedro De Macoris, Dominican Republic  
**Recommended/Signed By:** Miguel Peguero (White Sox).  
**Sox Acquisition:** Signed as a free agent, July 2, 2015.

## THOMAS, TOBY — Infielder

**Bats:** Right **Throws:** Right **Born:** December 9, 1993, Mobile, Ala.  
**Height:** 5-11 **Weight:** 180 **Resides:** Eight Mile, Ala.  
**Recommended/Signed By:** Warren Hughes (White Sox).  
**Sox Acquisition:** Selected in the 21st round, June 2013 First-Year Player Draft.

**Minor League Highlights:** **2015:** Hit .242 (86-356) with 18 doubles, four triples, five home runs and 43 RBI in 99 games between Class A Kannapolis and Class A Winston-Salem ... posted a .368 (14-39) average with four doubles and a triple during a season-high, 10-game hitting streak from 8/19-8/30. **2014:** Hit .245 (46-188) with 15 doubles, three triples, four home runs, 25 RBI and 22 runs scored in 49 games between Advanced Rookie Great Falls and Kannapolis. **2013:** Led Advanced Rookie Bristol in average (.319), hits (67), total bases (97), triples (4) and slugging percentage (.462) ... was named Appalachian League Batter of the Week for 7/8-14, hitting .423 (11-26) with eight RBI ... posted a 16-game hitting streak from 6/27-7/18, tied for the second-longest in the APPY.  
**Miscellaneous/Personal:** Attended Pensacola (Fla.) State College for one season ... was selected as the 2012 Alabama Gatorade Player of the Year following his senior year at Fairhope (Ala.) High School ... father, Larry, was drafted by the White Sox in the second round of the 1991 Amateur Draft (also signed by Warren Hughes) and went on to play three major-league seasons (1995-97).

YEAR	CLUB	AVG	G	AB	R	H	TB	2B	3B	HR	RBI	SH	SF	HB	BB	SO	SB	CS	OBP	SLG	E
2013	Bristol	.319	51	210	31	67	97	10	4	4	30	0	2	0	4	33	2	4	.329	.462	10
2014	Great Falls	.274	24	95	11	26	44	8	2	13	3	0	1	8	21	1	2	.337	.463	6	
	Kannapolis	.215	25	93	11	20	44	7	1	2	12	1	1	1	7	20	0	2	.275	.376	5
2015	Kannapolis	.252	69	254	29	64	90	11	3	3	33	0	2	0	13	54	3	3	.286	.354	13
	Winston-Salem	.216	30	102	10	22	33	7	1	2	10	3	1	2	5	25	0	0	.264	.363	3
<b>MINOR TOTALS</b>		<b>.264</b>	<b>199</b>	<b>754</b>	<b>92</b>	<b>199</b>	<b>303</b>	<b>43</b>	<b>11</b>	<b>13</b>	<b>98</b>	<b>7</b>	<b>6</b>	<b>4</b>	<b>37</b>	<b>153</b>	<b>6</b>	<b>11</b>	<b>.300</b>	<b>.402</b>	<b>39</b>

## THOMPSON, ZACH — Pitcher

**Bats:** Right **Throws:** Right **Born:** October 23, 1993, Fort Worth, Texas  
**Height:** 6-7 **Weight:** 215 **Resides:** Burleson, Texas  
**Recommended/Signed By:** Keith Staab (White Sox).  
**Sox Acquisition:** Selected in the fifth round, June 2014 First-Year Player Draft.

**Minor League Highlights:** **2015:** Went 0-1 with a 1.95 ERA (6 ER/27.2 IP) and 26 strikeouts over five starts in August for Class A Kannapolis. **2014:** Posted a 2-1 record with a 2.54 ERA (8 ER/28.1 IP) over his last six starts of the season.  
**Miscellaneous/Personal:** Attended the University of Texas in Arlington ... graduated in 2011 from Grace Preparatory Academy in Arlington, Texas.

YEAR	CLUB	W-L	PCT	ERA	G	GS	CG	SHO	SV	IP	H	R	ER	HR	HB	BB-I	SO	WP	BK	AVG
2014	Great Falls	2-3	.400	3.27	11	11	0	0	0	44.0	43	22	16	6	2	14-0	26	3	0	.262
2015	Kannapolis	3-8	.273	4.44	16	16	0	0	0	75.0	77	48	37	2	3	37-0	64	10	0	.270
<b>MINOR TOTALS</b>		<b>5-11</b>	<b>.313</b>	<b>4.01</b>	<b>27</b>	<b>27</b>	<b>0</b>	<b>0</b>	<b>0</b>	<b>119.0</b>	<b>120</b>	<b>70</b>	<b>56</b>	<b>8</b>	<b>5</b>	<b>51-0</b>	<b>90</b>	<b>13</b>	<b>0</b>	<b>.267</b>

## TREXLER, DAVID — Pitcher

**Bats:** Right **Throws:** Right **Born:** September 4, 1990, Panama City, Fla.  
**Height:** 6-3 **Weight:** 185 **Resides:** Lynn Haven, Fla.  
**Recommended/Signed By:** Joel Grampietro (White Sox).  
**Sox Acquisition:** Selected in the 17th round, June 2014 First-Year Player Draft.

**Minor League Highlights:** **2015:** Was named the South Atlantic League Pitcher of the Week for the period of 8/24-30, tossing 5.0 scoreless IP in relief with 10 strikeouts over two appearances with Class A Kannapolis ... went 7-8 (87.5 percent) in save opportunities. **2014:** Went 1-2 with a 2.84 ERA (9 ER/30.2 IP) and 33 strikeouts in 18 appearances between the Arizona Rookie League White Sox and Advanced Rookie Great Falls ... held righties to a .209 (14-67) average between the two teams.  
**Miscellaneous/Personal:** Attended the University of North Florida in Jacksonville, Fla. ... spent three seasons at Gulf Coast State College in Panama City, Fla. ... is a 2009 graduate of Mosley High School in Lynn Haven, Fla.

YEAR	CLUB	W-L	PCT	ERA	G	GS	CG	SHO	SV	IP	H	R	ER	HR	HB	BB-I	SO	WP	BK	AVG
2014	AZL White Sox	0-0	.000	0.00	4	0	0	0	0	7.0	5	2	0	0	0	0-0	6	2	0	.179
	Great Falls	1-2	.333	3.42	14	0	0	0	0	23.2	24	11	9	5	1	9-0	27	3	1	.258
2015	Kannapolis	0-3	.000	4.93	36	0	0	0	7	69.1	68	42	47	5	6	37-1	76	12	0	.250
<b>MINOR TOTALS</b>		<b>1-5</b>	<b>.167</b>	<b>4.23</b>	<b>54</b>	<b>0</b>	<b>0</b>	<b>0</b>	<b>7</b>	<b>100.0</b>	<b>97</b>	<b>55</b>	<b>48</b>	<b>10</b>	<b>7</b>	<b>46-1</b>	<b>109</b>	<b>17</b>	<b>1</b>	<b>.247</b>

## Professional Baseball Scouts Foundation

The Professional Baseball Scouts Foundation (PBSF) provides support to professional baseball scouts who have fallen on hard times due to job loss, illness, retirement or other financial setbacks. PBSF was founded by Dennis Gilbert, a special assistant to Jerry Reinsdorf, former White Sox executive Roland Hemond, White Sox scout Dave Yoakum and Mets scout Harry Minor. For more information on PBSF, please visit [pbsfonline.com](http://pbsfonline.com).

# MINOR LEAGUE PLAYERS

## VALERIO, KELVIS — Pitcher

**Bats:** Right **Throws:** Right **Born:** September 26, 1991, Santiago Rodriguez, Dominican Republic  
**Height:** 6-0 **Weight:** 180 **Resides:** Santiago Rodriguez, Dominican Republic

**Recommended/Signed By:** Pablo Cruz (White Sox).

**Sox Acquisition:** Signed as a free agent, April 21, 2011.

**Minor League Highlights: 2015:** Posted a 3.77 ERA (35 ER/59.2 IP) as a reliever, compared to a 5.82 mark (11 ER/17.0 IP) as a starter with Class A Kannapolis ... made five consecutive scoreless outings (11.1 IP) from 5/12-5/28, allowing just six hits and striking out eight. **2014:** Combined to go 4-3 with a 2.78 ERA (17 ER/55.0 IP) and 44 strikeouts in 11 appearances (eight starts) between the Arizona Rookie League White Sox and Advanced Rookie Great Falls.

YEAR	CLUB	W-L	PCT	ERA	G	GS	CG	SHO	SV	IP	H	R	ER	HR	HB	BB-I	SO	WP	BK	AVG
2011	DSL White Sox	3-1	.750	1.44	16	2	0	0	0	50.0	37	11	8	0	5	15-0	26	1	0	.214
2012	DSL White Sox	5-2	.714	1.43	25	0	0	0	6	44.0	32	13	7	2	3	15-0	38	3	0	.209
2013	Bristol	2-6	.250	3.88	12	11	1	0	0	62.2	58	32	27	7	5	18-0	50	2	1	.246
2014	AZL White Sox	4-2	.667	3.07	9	6	0	0	0	44.0	42	20	15	0	2	7-0	39	2	2	.244
	Great Falls	0-1	.000	1.64	2	2	0	0	0	11.0	9	2	2	1	1	1-0	5	0	0	.237
2015	Kannapolis	2-2	.500	4.23	33	4	0	0	5	76.2	83	42	36	5	3	31-1	60	6	2	.275
<b>MINOR TOTALS</b>		<b>16-14</b>	<b>.533</b>	<b>2.97</b>	<b>97</b>	<b>25</b>	<b>1</b>	<b>0</b>	<b>11</b>	<b>288.1</b>	<b>261</b>	<b>120</b>	<b>95</b>	<b>15</b>	<b>19</b>	<b>87-1</b>	<b>218</b>	<b>14</b>	<b>5</b>	<b>.243</b>

## VASQUEZ, SANTOS — Infielder

**Bats:** Right **Throws:** Right **Born:** November 27, 1998, San Juan De La Maguana, Dominican Republic  
**Height:** 6-0 **Weight:** 170 **Resides:** Guayacanal, Dominican Republic

**Recommended/Signed By:** Marino Deleon (White Sox).

**Sox Acquisition:** Signed as a free agent, July 2, 2015.

## VILLARREAL, SALVADOR — Pitcher

**Bats:** Right **Throws:** Right **Born:** February 5, 1998, Heroica Matamoros, Mexico  
**Height:** 6-1 **Weight:** 165 **Resides:** Heroica Matamoros, Mexico

**Recommended/Signed By:** Tomas Herrera (White Sox).

**Sox Acquisition:** Signed as a free agent, February 26, 2015.

**Miscellaneous/Personal:** Went 9-11 with a 5.21 ERA (159 ER/274.2 IP) and 170 strikeouts in 189 games (nine starts) over eight seasons with Reynosa (2001-03), San Luis (2005), Laguna (2006) and Chihuahua (2007-09) in the Mexican League.

## WALKER, DAVID — Outfielder

**Bats:** Left **Throws:** Right **Born:** March 24, 1992, Mesa, Ariz.  
**Height:** 5-9 **Weight:** 180 **Resides:** Gilbert, Ariz.

**Recommended/Signed By:** John Kazanas (White Sox).

**Sox Acquisition:** Selected in the 31st round, June 2015 First-Year Player Draft.

**Minor League Highlights: 2015:** Posted a .333 (30-90) average against right-handers, compared to a .211 (4-19) mark vs. lefties ... hit .391 (18-46) over 14 home games ... went 1-10 (.100) over three games in the Arizona Rookie League playoffs.

**Miscellaneous/Personal:** Graduated from Grand Canyon University in Phoenix, Ariz. ... hit .306 (59-193) with 18 RBI as a senior ... batted .333 (131-393) with 34 RBI for his career ... studied business management ... attended Phoenix (Ariz.) College from 2011-13 ... was named First-Team All-Region, First-Team All-ACCAC and Second-Team All-American as a junior in 2013 ... is a graduate of Perry High School in Gilbert, Ariz.

YEAR	CLUB	AVG	G	AB	R	H	TB	2B	3B	HR	RBI	SH	SF	HB	BB	SO	SB	CS	OBP	SLG	E
2015	AZL White Sox	.312	32	109	17	34	40	4	1	0	5	3	0	3	10	19	6	3	.385	.367	3



BB&T Ballpark, home of the Class A Winston-Salem Dash.

# MINOR LEAGUE PLAYERS

## WALKER, KEENYN — Outfielder

Bats: Switch  
Height: 6-3

Throws: Right  
Weight: 190

Born: August 12, 1990, Salt Lake City, Utah  
Resides: Salt Lake City, Utah

Recommended/Signed By: John Kazanas (White Sox).

**Sox Acquisition:** Selected as a sandwich pick between the first and second rounds (47th overall), June 2011 First-Year Player Draft.

**Minor League Highlights:** **2015:** Hit .226 (83-367) with eight doubles, four triples, two home runs and 33 RBI in 113 games between Class A Winston-Salem and Class AA Birmingham ... was successful on 69.8 percent (37-53) of steal attempts ... his 37 stolen bases ranked fifth among White Sox minor leaguers ... was placed on the disabled list on 8/22 with a right foot contusion, missing the rest of the season. **2014:** Batted a combined .197 (67-340) with nine doubles, four triples, two home runs and 25 RBI in 102 games between Winston-Salem and Birmingham ... was on the disabled list from 5/5-17 with a neck strain and again 6/16-25 with a contusion on his right ring finger ... entered the season rated by *Baseball America* as possessing the Best Outfield Arm in the system. **2013:** Ranked among the Southern League leaders in stolen bases (2nd, 38) and runs scored (5th, 77) ... entered the season ranked by *Baseball America* as the No. 5 Prospect and Fastest Baserunner in the White Sox organization. **2012:** Entered the season ranked by *Baseball America* as the No. 6 Prospect and Fastest Baserunner in the White Sox organization. **2011:** Combined to hit .257 (57-222) with 41 runs scored and 21 stolen bases in 54 games with Advanced Rookie Great Falls and Kannapolis.

**Miscellaneous/Personal:** Attended Central Arizona College, where he batted .412 with six home runs, 59 RBI and 70 stolen bases in 2011 ... was named the NJCAA I First Team All-American, was the NJCAA I Rawlings Gold Glove Award winner and received the 2011 Arizona Community College Athletic Conference Player of the Year Award ... graduated in 2009 from Judge Memorial Catholic High School in Salt Lake City, Utah.

YEAR	CLUB	AVG	G	AB	R	H	TB	2B	3B	HR	RBI	SH	SF	HB	BB	SO	SB	CS	OBP	SLG	E
2011	Great Falls	.333	15	60	16	20	29	7	1	0	9	0	1	4	7	17	11	5	.431	.483	0
	Kannapolis	.228	39	162	25	37	42	1	2	0	15	1	1	2	14	64	10	4	.296	.259	2
2012	Kannapolis	.282	74	266	53	75	103	15	5	1	39	1	2	1	50	93	39	11	.395	.387	4
	Winston-Salem	.238	37	143	31	34	52	7	1	3	16	0	1	0	24	50	17	4	.345	.364	1
2013	Birmingham	.201	130	462	77	93	28	16	5	3	32	8	0	11	69	153	38	15	.319	.277	11
	Birmingham	.155	32	110	15	17	26	1	1	2	4	1	0	0	11	55	11	2	.231	.236	3
2014	Winston-Salem	.217	70	230	27	50	64	8	3	0	21	3	1	2	25	85	20	3	.298	.278	4
	Winston-Salem	.274	51	164	30	45	59	6	4	0	13	3	0	2	22	38	25	6	.367	.360	7
2015	Winston-Salem	.187	62	203	22	38	1	2	0	2	20	0	2	0	20	55	12	10	.258	.227	1
	Birmingham	.187	62	203	22	38	1	2	0	2	20	0	2	0	20	55	12	10	.258	.227	1
<b>MINOR TOTALS</b>		.227	510	1800	296	409	549	63	22	11	169	17	8	22	242	610	183	60	.325	.350	33

## WALSH, CONNOR — Pitcher

Bats: Left  
Height: 6-2

Throws: Right  
Weight: 175

Born: October 18, 1992, Bryn Mawr, Pa.  
Resides: Berwyn, Pa.

Recommended/Signed By: Phil Gulley (White Sox).

**Sox Acquisition:** Selected in the 12th round, June 2014 First-Year Player Draft.

**Minor League Highlights:** **2015:** Held left-handed hitters to a .195 (15-77) average and righties to a .205 (24-117) mark at Class A Kannapolis ... averaged 13.4 strikeouts per 9.0 IP. **2014:** Went 2-1 with a 4.33 ERA (13 ER/27.0 IP), two saves and 29 strikeouts over 19 appearances between Advanced Rookie Great Falls and Kannapolis ... averaged 9.7 strikeouts per 9.0 IP (29 SO/27.0 IP).

**Miscellaneous/Personal:** Attended the University of Cincinnati ... was named American Athletic Conference Pitcher of the Week for 4/22-28 ... graduated in 2011 from Radnor (Pa.) High School ... lettered in baseball and basketball.

YEAR	CLUB	W-L	PCT	ERA	G	GS	CG	SHO	SV	IP	H	R	ER	HR	HB	BB-I	SO	WP	BK	AVG
2014	Great Falls	1-1	.500	2.66	15	0	0	0	2	20.1	15	8	6	0	1	14-0	23	3	0	.200
	Kannapolis	1-0	1.000	9.45	4	0	0	0	0	6.2	10	7	7	0	0	2-0	6	0	0	.357
2015	Kannapolis	2-3	.40	4.92	29	0	0	0	0	53.0	39	34	29	3	7	44-0	79	9	0	.201
<b>MINOR TOTALS</b>		4-4	.500	4.73	48	0	0	0	2	80.0	64	49	42	3	8	60-0	108	12	0	.215

## WHEELER, ANDRE — Pitcher

Bats: Left  
Height: 6-1

Throws: Left  
Weight: 190

Born: September 27, 1991, Austin, Texas  
Resides: Austin, Texas

Recommended/Signed By: Keith Staab (White Sox).

**Sox Acquisition:** Selected in the 15th round, June 2013 First-Year Player Draft.

**Minor League Highlights:** **2015:** Posted a 2.50 ERA (5 ER/18.0 IP) in six starts ... held lefties to a .203 (16-79) average ... went 0-0 with a 7.50 ERA (5 ER/6.0 IP) in six games for Glendale in the Arizona Fall League. **2014:** Averaged 10.2 strikeouts per 9.0 IP and limited opponents to a .233 (85-365) average, including a .195 (25-128) mark vs. left-handers ... went 3-1 with a 2.25 ERA (13 ER/52.0 IP) over the second half of the season. **2013:** Went 1-1 with a 3.19 ERA (11 ER/31.0 IP) and 38 strikeouts over 18 games between Advanced Rookie Bristol and Kannapolis ... limited lefties to a .194 (6-31) average.

**Miscellaneous/Personal:** Went 5-1 with a 5.47 ERA (31 ER/51.0 IP) and 41 strikeouts over three seasons at Texas Tech University ... was drafted by the Los Angeles Dodgers in the 22nd round of the 2010 First-Year Player Draft, but did not sign.

YEAR	CLUB	W-L	PCT	ERA	G	GS	CG	SHO	SV	IP	H	R	ER	HR	HB	BB-I	SO	WP	BK	AVG
2013	Bristol	0-1	.000	2.03	9	0	0	0	2	13.1	5	3	3	1	1	4-0	20	0	0	.111
	Kannapolis	1-0	1.000	4.08	9	0	0	0	3	17.2	14	9	8	3	1	5-0	18	3	0	.212
2014	Kannapolis	3-3	.500	2.84	28	16	0	0	0	98.1	85	38	31	5	5	32-0	111	10	0	.233
2015	Winston-Salem	4-2	.667	3.86	32	6	0	0	1	63.0	63	37	27	3	2	28-0	61	7	1	.259
<b>MINOR TOTALS</b>		8-6	.571	3.23	78	22	0	0	6	192.1	167	87	69	12	9	69-0	210	20	1	.232

# MINOR LEAGUE PLAYERS

## WILSON, ETHAN — Infielder

**Bats:** Right      **Throws:** Right      **Born:** March 9, 1989, Anderson, Ind.  
**Height:** 6-0      **Weight:** 190      **Resides:** Pendleton, Ind.

**Recommended/Signed By:** Mike Shirley (White Sox).

**Sox Acquisition:** Selected in the 25th round, June 2010 First-Year Player Draft.

**Minor League Highlights:** **2015:** Batted .186 (18-97) with two doubles, one home run and eight RBI in 40 games between Class A Winston-Salem and Class AAA Charlotte ... appeared in his first game since 2010 on 4/22 vs. Carolina. **2014:** Missed the entire season to continue his recovery from kidney transplant surgery. **2011-13:** Did not play due to a kidney disorder.

**Miscellaneous/Personal:** Attended Indiana University ... was one of two players from Indiana drafted by the Sox in 2010 (Michael Earley, 29th round) ... graduated from Pendleton Heights (Ind.) High School.

YEAR	CLUB	AVG	G	AB	R	H	TB	2B	3B	HR	RBI	SH	SF	HB	BB	SO	SB	CS	OBP	SLG	E	
2010	Bristol	.142	32	106	8	15	21	0	3	0	1	2	0	2	8	35	0	4	.216	.198	11	
2011		DID NOT PLAY DUE TO INJURY																				
2012		DID NOT PLAY DUE TO INJURY																				
2013		DID NOT PLAY DUE TO INJURY																				
2014		DID NOT PLAY DUE TO INJURY																				
2015	Winston-Salem	.170	17	47	7	8	11	0	0	1	5	0	0	1	7	0	0	0	.291	.234	0	
	Charlotte	.200	23	50	5	10	12	2	0	0	3	0	0	0	5	18	0	1	.273	.270	1	
<b>MINOR TOTALS</b>		.163	72	203	20	33	44	2	3	1	9	2	0	3	20	71	0	5	.248	.217	12	

## WINIARSKI, CODY — Pitcher

**Bats:** Right      **Throws:** Right      **Born:** August 27, 1989, Racine, Wis.  
**Height:** 6-4      **Weight:** 205      **Resides:** Franksville, Wis.

**Recommended/Signed By:** Andrew Pinter (White Sox).

**Sox Acquisition:** Selected in the 36th round, June 2011 First-Year Player Draft.

**Minor League Highlights:** **2015:** Was 1-0 with a 1.42 ERA (4 ER/25.1 IP) and 29 strikeouts in 18 games between Class A Winston-Salem and Class AA Birmingham ... underwent season-ending right elbow surgery on 7/2. **2013:** Combined to go 1-2 with a 2.43 ERA (18 ER/66.2 IP), 13 saves and 85 strikeouts over 44 relief appearances between Winston-Salem and Birmingham ... tied for the organizational lead in saves ... made four appearances in the SL playoffs, recording three saves and working 5.1 scoreless IP to help the Barons win the Southern League title ... converted the save in the decisive Game 5 of the SL championship series vs. Mobile. **2012:** Missed the entire season after undergoing thoracic spine surgery. **2011:** Went 1-1 with a 1.80 ERA (4 ER/20.0 IP) over 17 relief appearances in professional debut with Advanced Rookie Great Falls.

**Miscellaneous/Personal:** Attended the University of Virginia, going 11-4 with a 3.79 ERA (64 ER/152.0 IP) in 36 games (27 starts) in two seasons ... also attended Madison Area Technical College where he was named team Sportsman of the Year in 2009 ... graduated in 2007 from Union Grove (Wis.) High School.

YEAR	CLUB	W-L	PCT	ERA	G	GS	CG	SHO	SV	IP	H	R	ER	HR	HB	BB-I	SO	WP	BK	AVG		
2011	Great Falls	1-1	.500	1.80	17	0	0	0	2	20.0	17	4	4	0	0	4-0	29	1	0	.224		
2012		DID NOT PLAY DUE TO INJURY																				
2013	Winston-Salem	0-2	.000	2.91	36	0	0	0	10	55.2	49	18	18	3	1	25-0	67	3	0	.234		
	Birmingham	1-0	1.000	0.00	8	0	0	0	3	11.0	5	0	0	0	0	2-0	18	0	0	.135		
2014	Birmingham	1-4	.200	8.34	34	0	0	0	5	45.1	62	44	42	3	3	20-2	54	4	0	.321		
2015	Winston-Salem	0-0	.000	0.00	1	0	0	0	0	2.0	2	0	0	0	0	0-0	2	1	0	.250		
	Birmingham	1-0	1.000	1.54	17	0	0	0	6	23.1	16	5	4	1	0	7-0	28	2	0	.203		
<b>MINOR TOTALS</b>		4-7	.364	3.89	113	0	0	0	26	157.1	151	71	68	7	4	60-2	197	10	0	.251		

## ZANGARI, COREY — Infielder

**Bats:** Right      **Throws:** Right      **Born:** May 7, 1997, Midwest City, Okla.  
**Height:** 6-4      **Weight:** 240      **Resides:** Oklahoma City, Okla.

**Recommended/Signed By:** Clay Overcash (White Sox).

**Sox Acquisition:** Selected in the sixth round, June 2015 First-Year Player Draft.

**Minor League Highlights:** **2016:** Enters the season rated by *Baseball America* as the No. 10 Prospect in the White Sox organization. **2015:** Batted a combined .316 (67-212) with 15 doubles, six home runs and 41 RBI over 54 games between Arizona Rookie League White Sox and Advanced Rookie Great Falls ... led the Arizona League in RBI (40), ranked second in hits (63), tied for second in total bases (96), tied for fourth in home runs (6), ranked fifth in slugging percentage (.492), tied for fifth in extra-base hits (21) and ranked seventh in batting average (.323) ... was named to the AZL postseason All-Star team ... batted .333 (4-12) with a double and RBI in three AZL postseason games.

**Miscellaneous/Personal:** Is a 2015 graduate of Carl Albert High School in Midwest City, Okla. ... was named The Oklahoman All-State Baseball Player of the Year ... led Carl Albert to their fourth consecutive Class 5A State Championship ... was named a 2014 Under Armour All-American.

YEAR	CLUB	AVG	G	AB	R	H	TB	2B	3B	HR	RBI	SH	SF	HB	BB	SO	SB	CS	OBP	SLG	E
2015	AZL White Sox	.323	48	195	29	63	96	13	1	6	40	0	2	0	11	49	1	0	.356	.492	15
	Great Falls	.235	6	17	0	4	6	2	0	0	1	0	1	1	3	3	0	0	.381	.353	0
<b>MINOR TOTALS</b>		.316	54	212	29	67	102	15	1	6	41	0	3	1	14	52	1	0	.358	.481	16

\*Led League

# MINOR LEAGUE PLAYERS

## ZAVALA, SEBY — Catcher

Bats: Right      Throws: Right  
 Height: 5-11      Weight: 185

Born: August 28, 1993, Fort Hoot, Texas  
 Resides: Yorba Linda, Calif.

**Recommended/Signed By:** George Kachigian (White Sox).

**Sox Acquisition:** Selected in the 12th round, June 2015 First-Year Player Draft.

**Minor League Highlights:** **2016:** Enters the season rated by *Baseball America* as the Best Defensive Catcher in the White Sox system. **2015:** Led the Arizona Rookie League in extra-base hits (26), ranked second in doubles (17) and third in RBI (35) ... tied for seventh among White Sox organizational leaders in triples (5) ... led the AZL White Sox in doubles, ranked second in RBI and triples (5) and third in total bases (81), runs (33) and home runs (4) ... was named an AZL postseason All-Star ... went 4-11 (.364) with a double, RBI and two walks in three postseason games.

**Miscellaneous/Personal:** Attended San Diego State University ... was named the 2015 Mountain West Tournament Most Valuable Player and was a Second-Team All-West Region and All-Conference selection ... graduated in 2011 from Bishop Amat (Calif.) High School ... was a two-time, All-Del Rey League selection.

YEAR	CLUB	AVG	G	AB	R	H	TB	2B	3B	HR	RBI	SH	SF	HB	BB	SO	SB	CS	OBP	SLG	E
2015	AZL White Sox	.326	35	129	33	42	81	17	5	4	35	0	1	2	15	27	2	0	.401	.628	4

## ZIZNEWSKI, JOHN — Infielder

Bats: Right      Throws: Right  
 Height: 6-2      Weight: 195

Born: April 28, 1991, Staten Island, N.Y.  
 Resides: Staten Island, N.Y.

**Recommended/Signed By:** Steve Nichols (White Sox).

**Sox Acquisition:** Selected in the 8th round, June 2014 First-Year Player Draft.

**Minor League Highlights:** **2015:** Played the majority of the season at third base (51 games) while making appearances at first (nine) and second (six) with Class A Kannapolis ... batted .296 (24-81) against left-handed pitching ... connected on a grand slam on 7/17 vs. Hagerstown. **2014:** Appeared in 43 games with Advanced Rookie Great Falls in his professional debut ... made 28 starts at third base, nine at second and two at shortstop.

**Miscellaneous/Personal:** Graduated from Long Island University in Brooklyn, N.Y. ... was named the 2014 Northeast Conference Player of the Year ... led conference in hits (72), home runs (9), RBI (55), slugging percentage (.589) and total bases (116) ... was awarded with the athletic department's Dolly King Athletic Excellence Award, presented to the student-athlete who exemplifies leadership, sportsmanship and achievement that the late William "Dolly" King personified as a student-athlete, administrator and coach, at the conclusion of the 2014 season ... attended Rockland Community College in Suffern, N.Y. ... is a 2009 graduate of St. Peters High School in Staten Island, N.Y.

YEAR	CLUB	AVG	G	AB	R	H	TB	2B	3B	HR	RBI	SH	SF	HB	BB	SO	SB	CS	OBP	SLG	E
2014	Great Falls	.243	43	153	23	37	44	7	0	0	23	3	1	0	23	39	4	1	.341	.289	4
2015	Kannapolis	.273	70	216	34	59	81	12	2	2	29	3	1	3	31	10	10	1	.371	.375	7
<b>MINOR TOTALS</b>		<b>.261</b>	<b>113</b>	<b>368</b>	<b>57</b>	<b>96</b>	<b>125</b>	<b>19</b>	<b>2</b>	<b>2</b>	<b>52</b>	<b>6</b>	<b>2</b>	<b>3</b>	<b>54</b>	<b>104</b>	<b>14</b>	<b>2</b>	<b>.358</b>	<b>.340</b>	<b>11</b>



BB&T Ballpark, home of the Charlotte Knights, was named Best Ballpark in Minor League Baseball by *Baseball America* in 2015 (photo courtesy of Laura Wolf/Charlotte Knights).

FRONT OFFICE

FIELD STAFF

PLAYERS

OPPONENTS

2015 REVIEW

HISTORY

RECORDS

MINOR LEAGUES

MEDIA/MISC.



UnivisionChicago.com


LISTEN TO THE PLAY BY PLAY ACTION OF THE

WHITE

SOX

GAMES  
IN

SPANISH



UNIVISION  
AMERICA

CHICAGO 1200 AM

AND GET COMPLETE COVERAGE WITH

UNIVISION CHICAGO NEWS | MON-SUN 5&10pm

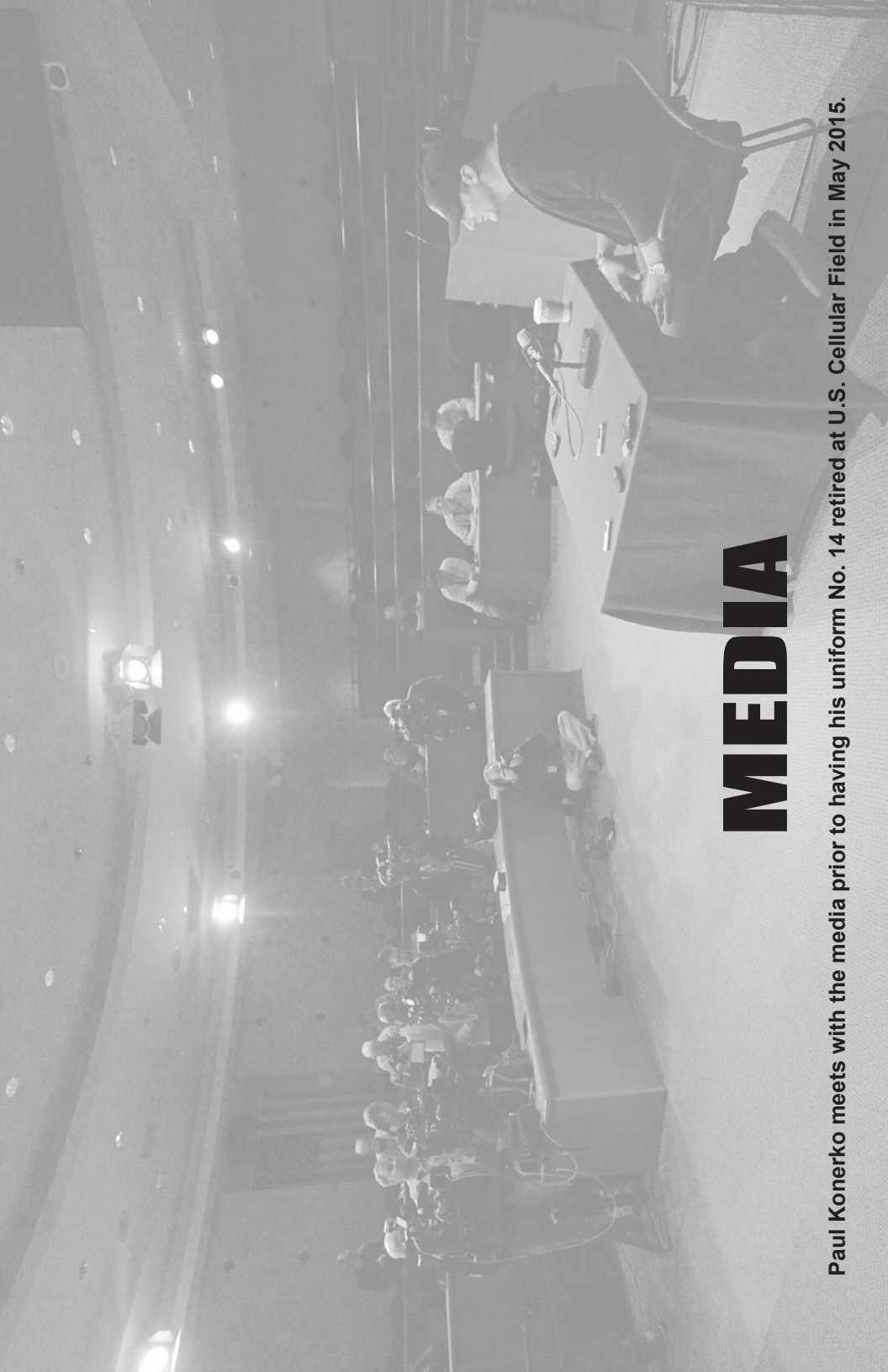
ACCION DEPORTIVA CHICAGO | SATURDAYS 10:15pm

ACCION DEPORTIVA EXTRA | SUNDAYS 10:20pm



HECTOR LOZANO





# MEDIA

Paul Konerko meets with the media prior to having his uniform No. 14 retired at U.S. Cellular Field in May 2015.

# BROADCASTING

## KEN "HAWK" HARRELSON

### TELEVISION PLAY-BY-PLAY



Ken Harrelson, the 1968 American League Player of the Year, a two-time Illinois Sportscaster of the Year and five-time Emmy Award winner, begins his 32nd season in the White Sox television booth and eighth with analyst Steve Stone ... agreed to a multiyear extension prior to the 2016

season ... will work an 81-game schedule this season, including 78 road games (not including Toronto), the home opener and two games vs. the Cubs at U.S. Cellular Field ... has been a finalist for the 2007 and 2013 Ford Frick Awards, presented annually since 1978 for major contributions to baseball broadcasting ... the broadcast level at U.S. Cellular Field was renamed the "Hawk Harrelson Broadcast Level" on 4/29/11 ... was honored with the 2010 Ring Lardner Award for Excellence in Sports Journalism in the broadcast category at the Union League Club in Chicago on 1/19/11 ... past recipients of the award include Bob Costas, Pat Foley, Greg Gumbel and Brent Musburger ... the White Sox celebrated "Hawk Harrelson Night" on 6/8/10, where he was saluted by a number of special guests in a pre-game ceremony ... the Hawk's exuberant home run call and colorful nicknames have become familiar to Sox fans ... received the Lifetime Achievement Award at the Comcast SportsNet Awards Dinner in February 2007, which benefited the March of Dimes ... also worked in the broadcast booth for the Sox from 1982-85 ... left the booth on 10/2/85 to become Sox executive vice president for baseball operations ... after serving as the club's general manager for one season, he resigned to resume his

broadcasting career ... served as play-by-play man for New York Yankees telecasts on SportsChannel New York in 1987-88 ... began his broadcasting career with Boston in 1975, where he worked until joining the White Sox in 1981 ... Harrelson played Major League Baseball for nine seasons, helping the Red Sox win the American League pennant in 1967 ... enjoyed his finest season with Boston in 1968, when he hit 35 home runs with a major-league leading 109 RBI ... hit 30 home runs when he split the 1969 season between the Red Sox and Cleveland ... also played with Washington and Kansas City during his career, which ended with a broken leg in 1970 ... is credited with bringing the batting glove to baseball ... played golf professionally for three and one-half years, qualifying for and playing in the 1972 British Open and winning some small tournaments, before beginning his broadcasting career with the Red Sox ... also competed on the Celebrity Golf Association and Celebrity Players tours, winning the Celebrity Golf Invitational in 1994 and the Dan Marino Charity Golf Invitational in 1999 when he beat Rick Rhoden in a playoff ... participated in the Michael Jordan/Ronald McDonald Children's Charities Celebrity Golf Classic ... Harrelson, who was an All-America basketball player in high school, has been heavily involved through the years in raising money for Chicago White Sox Charities, including hosting the annual Hawk Open charity golf outing ... Harrelson and his wife, Aris, have two children: daughter Krista and son Casey, and two grandchildren: Nico and Alexander ... his son Casey, who played in the White Sox minor-league system in 1999, is a professional golfer ... the family resides in Granger, Ind.

## STEVE STONE

### TELEVISION ANALYST



Steve Stone begins his ninth season as a White Sox broadcaster, his eighth in the television booth with Ken "Hawk" Harrelson and first with Jason Benetti ... agreed to a multiyear contract extension prior to the 2016 season ... provided color commentary on the White Sox Radio Network during the 2008 season alongside Ed Farmer ... was a 2008 Ford Frick nominee ... substituted for television analyst Darrin Jackson on six broadcasts during the 2007 season ... spent 20 seasons (1983-2000 and 2003-04) in the Chicago Cubs broadcast booth working with Hall of Famer Harry Caray, and later, Caray's grandson, Chip ... left his television duties following the 2001 season to serve as a competition consultant before returning for the 2003 season ... serves as a baseball analyst

for Comcast SportsNet Chicago, appearing on a number of the network's shows ... called postseason games for TBS in 2007 and also worked select national games for ESPN from 2005-06 ... following his retirement in June 1982, was a member of ABC's "Monday Night Baseball" telecasts, working dual roles with the Cubs in 1983 ... pitched in the major leagues from 1971-1981 for San Francisco (1971-72), the White Sox (1973, 1977-78), Cubs (1974-76) and Baltimore (1979-1981), going 107-93 with a 3.96 ERA in 320 games ... won the 1980 American League Cy Young Award with the Orioles, going 25-7 with a 3.23 ERA and nine complete games ... posted a 27-24 record during his two seasons with the White Sox ... was part of a 1973 trade that sent him to the Cubs and brought Ron Santo, his eventual broadcasting colleague with the Cubs, to the White Sox ... is a 1970 graduate of Kent State University ... resides in Scottsdale, Ariz.

### Hawk Harrelson's Familiar Catch Phrases

<p>Ball four, base hit Be a two-strike hitter Cancel the postgame show Can-o-corn Catbird seat Chopper, two-hopper Cinch it up and hunker down Dreaded leadoff walk Duck snort</p>	<p>Ducks on the pond Gas, he gone! Get Foul Grab some bench Hang with 'em He got a cookie there Mercy! Pick to click Rack 'em up</p>	<p>Right size, wrong shape Stretch! Should be ... it is Sit back, relax and strap it down Stay Fair That ball hit deep You can put it on the board, YES!</p>	<p><b>Nicknames</b> Lance "One Dog" Johnson Carlos "El Caballo" Lee "Black" Jack McDowell Frank "The Big Hurt" Thomas</p>
--	--	--	---




## JASON BENETTI

### TELEVISION PLAY-BY-PLAY

Jason Benetti enters his first season as a member of the White Sox television broadcast team, joining Ken "Hawk" Harrelson and Steve Stone ... is scheduled to work a total of 81 games as the White Sox play-by-play voice in 2016: 78 at U.S. Cellular Field (not including the home opener and two games vs. the Cubs) and three at Toronto ... since 2011, has worked as a play-by-play announcer at ESPN for college baseball, basketball, football and lacrosse, as well as high school football ... prior to joining ESPN, was the play-by-play voice of the Syracuse Chiefs in the International League and

worked for FOX Sports, Westwood One Radio and Time Warner Cable SportsChannel ... was born with cerebral palsy (CP) and is part of the Cerebral Palsy Foundation's 'Just Say Hi' campaign that launched in 2015 ... has presented to ESPN's ENABLED, the network's resource group that celebrates and addresses employee diversity, including people with disabilities ... is a 2005 graduate of Syracuse University with a bachelor's degree in broadcast journalism, economics and psychology ... worked as an adjunct professor at Syracuse's S.I. Newhouse School for Communications ... earned a juris doctor from Wake Forest University's School of Law in 2011 ... is a Chicago-area native, and graduate of Homewood-Flossmoor High School ... resides in Chicago.



## ED FARMER

### RADIO PLAY-BY-PLAY

Ed Farmer is in his 25th full season on the White Sox Radio Network and 11th handling play-by-play duties ... enters his eighth season working alongside Darrin Jackson in 2016, the team's first on WLS-AM 890 ... broadcasted two seasons with Chris Singleton (2006-07) and one with Steve Stone (2008) ... teamed with John Rooney as the Sox color commentator for 14 seasons from 1992-2005 ... in 2004, Farmer and Rooney were named best radio team in the American League by *USA Today.com* ... substituted for Rooney on Sunday radio broadcasts in 1991 before taking over full-time color duties in 1992 ... was a feature reporter on FOX Sports Net's pre-game show from 1994-98 ... appeared on ESPN Radio 1000 during the 2002 offseason, conducting weekly interviews with former Notre Dame head football coach Tyrone Willingham ... served as special assistant to Ron Schueler in 1991 and provided baseball insight to the broadcasts ... also did limited radio work during Sox broadcasts in 1990 ... was a major-league scout with Baltimore from 1988-90 ... appeared before the U.S. House of Representatives in 1995 to testify about polycystic kidney disease, a disease that forced him to undergo

a kidney transplant in 1991 ... previously served on the board of directors of the Polycystic Kidney Disease Research Foundation ... played for Cleveland (1971-73), Detroit (1973), Philadelphia (1974), Baltimore (1977), Milwaukee (1978), Texas (1979), the White Sox (1979-81), Philadelphia again (1982-83) and Oakland (1983) during his 11-year major-league career ... compiled a 30-43 lifetime mark with 75 saves ... set a then Sox record for saves in a season with 30 in 1980 and ranks 10th in club history with 54 saves ... his 0.87 ERA in August 1979 remains the lowest mark for a month by any Sox pitcher since 1970 ... made the American League All-Star Team in 1980 and fired a perfect inning in the game ... a native of Chicago, Farmer graduated from St. Rita High School, where he starred in both baseball and basketball ... was inducted into the Chicagoland Sports Hall of Fame in 1997 and the Chicago Catholic League Hall of Fame in 1999 ... served several years as a panelist for *Golf Digest* magazine, evaluating the Top 100 golf courses in the United States ... is an avid fan of Notre Dame football ... emceed a luncheon prior to the Notre Dame-Michigan game in September 2010 ... worked with Illinois Secretary of State Jesse White on Illinois' organ donation program ... resides in Calabasas, Calif., with his wife, Barbara, and daughter, Shanda.



## DARRIN JACKSON

### RADIO ANALYST


Darrin Jackson is in his 17th season as a broadcaster for the White Sox and his eighth in the radio booth ... partners with play-by-play man Ed Farmer on the club's new flagship station, WLS-AM 890 ... worked with Ken "Hawk" Harrelson in the television booth from 2000-08 to provide color commentary for Sox telecasts ... worked several FOX Saturday afternoon "Game of the Week" broadcasts in 2001 ... batted .257 with 80 home runs and 317 RBI over 960 career games with the Chicago Cubs (1985-89), San Diego (1989-92),

Toronto (1993), the New York Mets (1993), White Sox (1994, '99), Minnesota (1997) and Milwaukee (1997-98) ... played for the Seibu Lions in the Japanese Pacific League in 1995-96 ... batted a career-high .312 in 87 games with the Sox in 1994 ... missed six weeks of the 1993 season with hyperthyroidism ... played in a career-high 155 games with the Padres in 1992, hitting 17 home runs with 70 RBI while leading the majors with 18 outfield assists ... hit a career-high 21 home runs in 1991 ... appeared in 100 games for the Cubs in 1988 ... was drafted by the Cubs in the second round in 1981 ... married Robin ... has four children: Alexandre, Arianna, Adian and Tatum.



# BROADCASTING

WRTO-AM 1200 will serve as the official Spanish-language radio home for White Sox baseball again in 2016. Univision Radio's "La Tremenda" previously served as the Sox Spanish radio home from 2005-11. WRTO-AM will broadcast 75 White Sox games during the season, including Opening Day on April 4 at Oakland and the home opener on April 8 vs. Cleveland. For a full list of games being broadcast in Spanish on WRTO-AM, please see the 2016 White Sox broadcast schedule.



## HECTOR MOLINA

### SPANISH RADIO PLAY-BY-PLAY

Hector Molina, veteran Spanish radio play-by-play announcer, has broadcast games in Spanish for the White Sox, as well as the Chicago Bears and Chicago Bulls, in a career that spans nearly 30 years ... in 2005, Molina covered the Major League Baseball playoffs and White Sox World Series ... Molina also handled play-by-play

on Sox broadcasts from 1992-1999 alongside franchise legend Chico Carrasquel, who provided color analysis for games ... he began his career as morning DJ in his hometown of Barcelona, Puerto Rico ... Molina graduated from the Interamerican University in Puerto Rico with a degree in sociology ... he is a Vietnam War veteran who served as a radio operator for an Army infantry unit during the war ... he and his wife, Enid, have three daughters, two sons and three grandchildren ... the family resides in Chicago.



## BILLY RUSSO

### SPANISH RADIO ANALYST

Billy Russo is back for his fifth season as White Sox Spanish radio color analyst ... a national baseball writer who has contributed to the Associated Press, Hoy (Chicago) and ESPN Deportes, Russo will serve on the White Sox media relations staff as an interpreter and writer for the White Sox

during the 2016 season ... he previously broadcasted games for the Venezuelan Professional Baseball League (LVBP) ... for the past five seasons, Russo has contributed to the team's Spanish website ([orgullosox.com](http://orgullosox.com)) and written a White Sox-focused Spanish blog ([Medias Blancas Con Orgullo/White Sox with Pride](http://Medias Blancas Con Orgullo/White Sox with Pride)) ... Russo, a native of Caracas, Venezuela, graduated from Universidad Santa Maria in Caracas with a degree in journalism ... he and his wife, Beatriz, reside in Chicago.

## Comcast SportsNet Chicago To Carry 107 White Sox Games in 2016

The 2016 baseball season marks the 12th for White Sox games on Comcast SportsNet (CSN), the 24-hour regional sports network serving Chicago-area sports fans. One-hundred seven regular season games, featuring the announcing team of Ken "Hawk" Harrelson, Steve Stone and Jason Benetti, will be carried by CSN in 2016, all in HD (including nine spring telecasts in HD). In addition, the White Sox also will be televised by WGN (36 games) and WPWR/My50 (19 games).

CSN also carries White Sox surrounding game coverage all season on "White Sox Pregame Live" and "White Sox Postgame Live" featuring host Chuck Garfien, along with analyst Bill Melton. Comcast SportsNet was launched on October 1, 2004 and currently delivers to more than 4.8 million homes in Illinois, Iowa, Indiana and Wisconsin. The network was formed and is jointly owned by Comcast/NBCUniversal and the Chicago Blackhawks (NHL), Chicago Bulls (NBA), Chicago Cubs (MLB) and White Sox (MLB).

Comcast SportsNet is located in high-definition on Comcast/Xfinity systems on channel 200 (channel 37 in standard-definition) in the Chicago DMA, along with being available on numerous other cable/satellite outlets including DIRECTV, DISH Network, AT&T U-verse, RCN and Wide Open West.

Featuring over 285 regular-season games for the White Sox, Cubs, Bulls and Blackhawks, Comcast SportsNet also provides pre/post-game coverage and the most comprehensive local and regional sports news available through its daily productions of "SportsNet Central," the Chicago area's most comprehensive local sports news reports.

CSN also delivers viewers the hottest sports discussion show in town with "SportsTalk Live," a one-hour program featuring local Chicago baseball experts, along with special guests from the local and national media and entertainment industry. The newly enhanced CSNChicago.com also provides White Sox fans with the very best online coverage in town, featuring its dedicated "WhiteSoxTalk" section highlighted by "Insider" Dan Hayes, along with Chuck Garfien's "Sox Drawer" blog. Fans can also follow CSN Chicago's White Sox content 24/7 on Twitter via @CSNWhiteSox.



# BROADCASTING

## WHITE SOX TV BROADCAST HISTORY

Years	Affiliates	Announcers
1948-54	WGN/9	Jack Brickhouse, Harry Creighton
1955	WGN/9	Jack Brickhouse, Harry Creighton, Vince Lloyd
1956-64	WGN/9	Jack Brickhouse, Vince Lloyd
1965-67	WGN/9	Jack Brickhouse, Lloyd Pettit
1968	WFLD/32	Jack Drees, Dave Martin
1969	WFLD/32	Jack Drees, Mel Parnell
1970	WFLD/32	Jack Drees, Billy Pierce
1971-72	WFLD/32	Jack Drees, Bud Kelly
1973-74	WSNS/44	Harry Caray, Bob Waller
1975	WSNS/44	Harry Caray, J.C. Martin
1976	WSNS/44	Harry Caray, Lorn Brown
1977	WSNS/44	Harry Caray, Lorn Brown, Jimmy Piersall, Mary Shane
1978-79	WSNS/44	Harry Caray, Lorn Brown, Jimmy Piersall
1980	WSNS/44	Harry Caray, Jimmy Piersall
1981	WGN/9	Harry Caray, Jimmy Piersall, Lou Brock
1982	WFLD/32 and SportsVision	Don Drysdale, Ken Harrelson
1983	WFLD/32 and SportsVision	Don Drysdale, Ken Harrelson, Early Wynn, Lorn Brown
1984-85	WFLD/32 and SportsVision	Don Drysdale, Ken Harrelson
1986-87	WFLD/32 and SportsVision	Don Drysdale, Frank Messer
1988	WFLD/32 and SportsVision	John Rooney, Tom Paciorek
1989	WFLD/32 and SportsChannel	Gary Thorne, Tom Paciorek
1990	WGN/9 and SportsChannel	Jim Durham, Ken Harrelson, Tom Paciorek
1991-97	WGN/9 and SportsChannel	Ken Harrelson, Tom Paciorek
1998-99	WGN/9 and FOX Sports Chicago	Ken Harrelson, Tom Paciorek
2000-04	WGN/9, FOX Sports Net and WCIU	Ken Harrelson, Darrin Jackson
2005-08	WGN/9, Comcast SportsNet and WCIU	Ken Harrelson, Darrin Jackson
2009-14	WGN/9, Comcast SportsNet and WCIU	Ken Harrelson, Steve Stone
2015	WGN/9, Comcast SportsNet and WPWR	Ken Harrelson, Steve Stone
2016-	WGN/9, Comcast SportsNet and WPWR	Ken Harrelson, Steve Stone, Jason Benetti

## WHITE SOX RADIO BROADCAST HISTORY

From 1924-43, multiple stations broadcast Sox games, including: WMAQ (1924-34); WGN (1927-43); WCFL (1929-31, '35-43); WIBO (1930-32); WENR (1931); WJKS (1932); WIND (1933-39, '41-44); WBBM (1935-40); and WJJD (1937-43). Bob Elson broadcast games on WGN (1930-42), while Jack Brickhouse worked from 1940-43. Exclusive radio rights began in 1944 with WIND.

Years	Affiliates	Announcers
1944	WIND	Bob Elson
1945	WJJD*	Bob Elson, Jack Brickhouse
1946-51	WJJD*	Bob Elson
1952	WCFL	Bob Elson, Dick Bingham
1953-60	WCFL	Bob Elson, Don Wells
1961	WCFL	Bob Elson, Ralph Kiner
1962-65	WCFL	Bob Elson, Milo Hamilton
1966	WCFL	Bob Elson, Bob Finnegan
1967-70	WMAQ	Bob Elson, Red Rush
1971-72	WTAQ/WEAW	Harry Caray, Ralph Faucher
1973	WMAQ	Harry Caray, Gene Osborn
1974-75	WMAQ	Harry Caray, Bill Mercer
1976	WMAQ	Harry Caray, Lorn Brown
1977	WMAQ	Harry Caray, Jimmy Piersall, Lorn Brown, Mary Shane
1978-79	WMAQ	Harry Caray, Jimmy Piersall, Lorn Brown
1980	WBBM	Harry Caray, Jimmy Piersall, Joe McConnell, Rich King
1981	WBBM	Harry Caray, Joe McConnell, Rich King
1982	WMAQ	Joe McConnell, Early Wynn
1983	WMAQ	Joe McConnell, Early Wynn, Lorn Brown
1984	WMAQ	Joe McConnell, Lorn Brown
1985-88	WMAQ	Lorn Brown, Del Crandall
1989-91	WMAQ	John Rooney, Wayne Hagin
1992-95	WMAQ	John Rooney, Ed Farmer
1996-1998	WMVP	John Rooney, Ed Farmer
1999-2005	ESPN Radio 1000	John Rooney, Ed Farmer
2006-07	WSCR The Score	Ed Farmer, Chris Singleton
2008	WSCR The Score	Ed Farmer, Steve Stone
2009-15	WSCR The Score	Ed Farmer, Darrin Jackson
2016-	WLS-AM 890	Ed Farmer, Darrin Jackson

\*Night games were broadcast on WIND (1945-47), WFMF (1948-49), WBKI (1950) or WCFL.

# U.S. CELLULAR FIELD

## OWNERSHIP AND OPERATIONS

U.S. Cellular Field is owned by the Illinois Sports Facilities Authority and operated by the Chicago White Sox. Lou Bertuca is CEO, and the authority consists of the following board members:

Manuel Sanchez – Chairman  
Rosemarie Andolino  
Jim Reynolds  
Jeff Yordon  
Richard Price  
Norm Bobbins  
Timothy Rand

## FACTS AND FIGURES

- Renovation Architects: HKS, Inc., Dallas, Texas
- Renovation Construction: Turner Construction, Chicago
- Architects: Hellmuth, Obata and Kassabaum, Sports Facility Group, Kansas City, Mo.
- Construction: Gust K. Newberg, Chicago
- Engineers: Flack & Kurtz, Chicago
- Total Construction Cost: \$137 million
- Total Renovation Cost (to date): approximately \$90 million
- Old Height: 146 feet from the roof peak to the playing field
- New Height: 130
- Outfield wall is eight feet high
- U.S. Cellular Field was the first new sports facility built in Chicago since Chicago Stadium opened in 1929
- U.S. Cellular Field was the first new baseball-only stadium since Kansas City Stadium opened in 1972 (since 1991, 15 other stadiums have opened)
- Groundbreaking occurred on May 7, 1989; park officially opened on April 18, 1991
- 53 companies were represented in work on the ballpark, which included 400,000 man hours and an average of 200 men per day
- Approximately 100,000 cubic yards of concrete used in the building process
- Site of concerts by The Rolling Stones (2003) and Bruce Springsteen (2004)
- Has been used in the motion pictures, "Little Big League," "Major League II," "My Best Friend's Wedding" and "Michelle Darnell"
- Commercials for the PGA Tour, Nike, Reebok and Boys & Girls Club have been filmed at the park
- The first-ever football game, The Chi-Town Showdown, will be held on November 9, 2016 when the Northern Illinois University Huskies host the Toledo Rockets in MAC action.

## ABOUT THE BALLPARK

### U.S. Cellular Field contains:

- 1,300,000 square feet of pre-poured forms
- 52,000 tons of rebar steel, 1,000 doors and frames and 76 air-handling units
- 350 louvers creating the circulation of outside air
- 12 escalators and 15 elevators
- Two blue seats to commemorate home runs by Paul Konerko and Scott Podsednik in Game 2 of the 2005 World Series
- Three garbage compactors handling 54 cubic yards of garbage per gameday
- 40 public restrooms
- An exploding scoreboard that is loaded manually but is set off by computers
- A center field video board, 134 feet wide and 60 feet high, and new video boards in left and right field
- Stadium lights which have 704 fixtures holding 1,500-watt halogen bulbs

- Five levels (main, club, two suites, upper level, the Patio/Bullpen Bar)
- More than 400 wheelchair-accessible seats
- A main concourse 40 feet wide
- A 100-seat press box featuring 32 plasma TVs and wireless and hard-wire internet access.
- A service tunnel 24 feet high by an average 16 feet wide.
- A playing field made up of bluegrass sod with three different blends of grass.
- A base of the field which is made up of four inches each of drainage tile, pea gravel and sand.
- An infield consisting of dirt transported from the original ballpark.
- A patio area for pre-game parties.
- A shower for old Comiskey Park and rain rooms on the right-field concourse and the 500-level to keep fans cool.
- A two-tiered Miller Lite Bullpen Sports Bar located under the right-field bleachers.
- A two-tiered Stadium Club, with dining level seating 385 and bar level seating 250.
- The Magellan Scout Seat area behind home plate where fans sit in the best seats in the park, just feet from the action, with a lounge/restaurant area that features Sox memorabilia.
- A premium seating area and restaurant on the 200-level behind home plate named "The Home Plate Club".
- A restaurant near Gate 5, ChiSox Bar & Grill, operated by the Gibsons restaurant group.
- A merchandise store, Chicago Sports Depot, located at Gate 5.
- Social media lounges located in sections 155 and 524.

## CONCOURSE ATTRACTIONS

- Concession stands feature different ethnic food groups, vegetarian and gluten free options.
- Two-tiered Fan Deck offering a unique view from above center field.
- XFINITY Fundamentals skills area in left field where kids can learn baseball skills.
- White Sox Gift Shops and ATMs located behind home plate on the 100 and 500 levels.
- The Dugout Shop, presented by Nike, features White Sox Nike merchandise and is located near section 121.
- #SoxSocial Lounge, located on the 100 level, features multiple televisions, many streaming White Sox social media content, and several phone changing stations.
- Xfinity Zone restaurant and bar located in section 110.
- The Beggars Pizza Pub located on the main concourse in left-center field near section 153.

## BALLPARK RENOVATIONS

U.S. Cellular, a Chicago-based wireless service provider, the White Sox and the Illinois Sports Facilities Authority entered into a naming rights agreement in January 2003 that re-named the former Comiskey Park. Terms of the 23-year agreement, which included \$68 million paid over 20 years, allowed the White Sox, ISFA and U.S. Cellular to pursue fan-focused renovations and improvements designed to enhance the fan experience at U.S. Cellular Field. A breakdown of the renovations since 2001:

### 2001

- Nearly 2,000 seats added along the foul lines in front of existing seating.
- Bullpens relocated to allow fans to see pitchers warming up; former bullpens filled with new seats.
- Two-tiered terrace seating area outside Bullpen Sports Bar.
- Outfield seating area extended to the fence.
- Outfield dimensions changed to 330 (LF), 377 (LCF), 400 (CF), 372 (RCF) and 335 feet (RF).

# U.S. CELLULAR FIELD

## 2002

- Vertical screen installed behind home plate.
- Multi-tiered batter's eye built in center field.
- Main concourse upgraded with brick façade, stainless steel counter tops and decorative lighting.
- Club level concourse enclosed and carpeted with heat/air conditioning and comfortable seating areas throughout.

## 2003

- Two 300-foot-long, five-foot-high video LED "ribbon" boards added along the upper deck façade.
- Design upgrades consistent with the lower deck finished on outfield and upper deck concourses.
- Fan Deck, featuring food and beverage service in an elevated patio-like atmosphere, built on center field concourse.
- Outfield steel framework and underside of canopy roof painted dark gray; concrete in seating areas and on pedestrian ramps stained gray.

## 2004

- Eight rows and 6,600 seats removed from the top of the ballpark's upper deck.
- Sloped canopy-style roof replaced by a flat roof.
- Upper concourse enclosed by a translucent wall and upgraded to be consistent with other concourses.
- Tiered seating levels added to the Fan Deck.
- Outdoor balcony added to the Lower Terrace Suite.

## 2005

- Fundamentals skills area relocated to left field; the 16,000-square-foot skills instruction area features a youth-sized baseball diamond for coaching clinics, batting and pitching cages, batting "swing" boxes and areas for baserunning and skills instruction.
- Addition of the Scout seating area behind home plate, offering ticket holders behind-the-scenes access to the park and world-class amenities for one all-inclusive price.

## 2006

- Installation of green seats to replace existing blue seats. The upper deck and Club Levels, in addition to the bleachers, Scout Seats and some seating between the bases in the lower deck were installed by Opening Day 2006. The rest of the seats were replaced by Opening Day 2007.
- Completion of the Scout Seat Lounge, a full-service bar and restaurant in the Scout Seat area.

## 2007

- Construction of a premium seating area and full-service restaurant, named the Home Plate Club (capacity 200), located directly behind home plate on the 200 level of the ballpark.
- Relocation of the writing portion of the press box to the 400 level of the ballpark. The state-of-the-art facility features 32 flat-screen televisions, wireless and hard-wire internet access and seating for 100 working members of the media.

## 2008

- Installation of Champions Plaza outside the Gate 4 main entrance, featuring a franchise timeline with organizational highlights and comprised of "legacy bricks" with fan inscriptions. At the center stands a white bronze and black granite sculpture celebrating the 2005 World Series Championship. The Plaza was unveiled on April 11, 2008.
- Complete renovation of The Stadium Club, with new carpeting, paint, restrooms and wall covering. The multi-level Stadium Club (capacity 750) features daily selections of fresh fish, seasonal salads, antipasta station and prime carved meats with a casual bar in the upper level.

## 2009

- Capital repair and maintenance project at Gate 5 to improve entering and exiting the ballpark for fans. The project, which was undertaken by the Illinois Sports Facilities Authority, includes demolishing the eastern-most portion of the Gate 5 pedestrian ramp, removal of the top two levels of the eastern-most foot bridge across 35th street, reducing the bridge to one level and installing escalators and elevators within a new, weather-protected enclosure at Gate 5

## 2011

- Installed a restaurant at Gate 5 of U.S. Cellular Field. Chi-Sox Bar&Grill (operated by the Gibsons restaurant group) is open before, during and after all White Sox home games. The restaurant includes an innovative sound system, 64 flat screen televisions and a menu that includes burgers, ribs, pulled pork and beef brisket.
- Opened the Chicago Sports Depot, a merchandise store located at Gate 5 of U.S. Cellular Field. Owned by the White Sox and operated by Delaware North Companies Sportservice, the Chicago Sports Depot offers nearly 12,000 square feet of sales space and includes White Sox, Bears, Blackhawks, Bulls, Cubs and collegiate merchandise.

## 2012

- Created the Miller Lite Party Porch by upgrading the two-tiered terrace seating area outside the Bullpen Sports Bar with the installation of 4-Topps premium seats and tables (25 tables and 100 seats outdoors).
- Upgraded the Scout Seat area behind home plate and the Scout Lounge with the inclusion of new presenting sponsor Magellan Corporation.

## 2013

- Opened the "#SoxSocial Lounge," a social media lounge for fans at U.S. Cellular Field and the very first of its kind in Major League Baseball. Located behind section 154, the lounge features multiple televisions, some streaming White Sox social media content, while others display the game telecast. Fans have the chance to see their tweets or Instagram posts scrolling across the large TVs when they use the hashtag #SoxSocial. The Lounge also has universal charging stations to charge your cell phone, smartphone or tablets, and a lounge atmosphere for fans to sit and relax.

## 2014

- Created the XFINITY Zone, located on the 100 level of the ballpark outside section 112. Fans can enjoy food and beverages, as well as watch games on the big screen.
- A second #SoxSocial Lounge is opened on the 500 Level.

## 2015

- Renovated and expanded the home clubhouse with a complete makeover of the entire space. Updates included doubling the size of the White Sox weight room.

## 2016

- Installation of three new video boards in the outfield, including a center field board that measures 60 feet by 134 feet and is one of the largest in baseball. The boards in left and right field measure 2,500 square feet.
- Created The Beggars Pizza Pub, with a wood-fired oven, on the main concourse in left center field.


# U.S. CELLULAR FIELD

## CONFERENCE AND LEARNING CENTER

Since its opening in 2001, the Conference & Learning Center at U.S. Cellular Field has been the site of hundreds of conferences and seminars, while also serving as a meeting location for civic and charity functions, and as the site for all White Sox press conferences and media events.

The facility, a joint partnership between Illinois Sports Facilities Authority and the White Sox, was designed by Campbell Tiu Campbell, Inc. and built by the joint venture of Walsh/Riteway. Audio/visual consultation and implementation was handled by Swiderski Electronics, Inc.

The CLC, which features the latest in communication and presentation technology, offers users full-service catering by Levy Restaurants and on-site parking. It is available year-round for half- and full-day rentals. In addition to Chicago Public School programs, the center is available for use by local non-profit organizations, businesses and community groups. Non-profit, civic and municipal organizations can use the CLC for reduced or no cost.



Beyond the entertainment provided by baseball's on-the-field activities, the facility allows ISFA and the Chicago White Sox to offer students unique educational opportunities that will allow them to benefit from the experience and knowledge of the organization, its staff and its supporters.

The CLC features a large amphitheater-style auditorium with a seating capacity of 130 and a meeting room that seats 60. The large auditorium features individual consoles at each seat, providing direct audio and data connections, an advanced overhead document display system and computer signal inputs for projection or plasma display.

## CHAMPIONS PLAZA AND CHAMPIONSHIP MOMENTS

"Champions Plaza" and "Championship Moments" monument is a diamond-shaped plaza featuring a prominent bronze and granite monument celebrating the White Sox 2005 World Series championship.

The brick plaza, located at U.S. Cellular Field's main entrance, was unveiled during the 2008 season and is comprised of "legacy bricks" inscribed with personal messages from fans and features a historic timeline highlighting franchise milestones.

The large monument is made of a combination of white bronze and black granite and was designed by the same studio (The Fine Art Studio of Rotblatt-Amrany) that developed the popular sculptures of Charles Comiskey, Minnie Minoso, Carlton Fisk, Luis Aparicio, Nellie Fox, Billy Pierce, Harold Baines, Frank Thomas and Paul Konerko, which are located on the outfield concourse at U.S. Cellular Field.

As part of the 10-year anniversary of the 2005 World Series title, White Sox fans were again given the opportunity to purchase bricks on the plaza in support of Chicago White Sox Charities. Those bricks were installed in spring 2015.



# U.S. CELLULAR FIELD

## WHITE SOX SCULPTURES

Paul Konerko became the ninth White Sox great immortalized in bronze at U.S. Cellular Field on September 27, 2014. Konerko retired following the 2014 campaign after an 18-year career (16 with the Sox). He is the White Sox all-time leader in total bases (4,010) and ranks second in homers (432), RBI (1,383) and games (2,268). Konerko, the White Sox captain from 2006-14, was a six-time All-Star and led the Sox to the 2005 World Series title. The "Paulie" sculpture joined those of club founder Charles Comiskey (2004), outfielder Minnie Minoso (2004), catcher Carlton Fisk (2005), the double-play combination of Luis Aparicio and Nellie Fox (2006), pitcher Billy Pierce (2007), catcher/designated hitter Harold Baines (2008) and Frank Thomas (2011).



Paul Konerko — 2014



Frank Thomas — 2011



Harold Baines — 2008



Billy Pierce — 2007



Luis Aparicio and Nellie Fox — 2006



Carlton Fisk — 2005



Minnie Minoso — 2004



Chuck Comiskey and Jerry Reinsdorf with sculpture of Charles Comiskey — 2004

FRONT OFFICE

FIELD STAFF

PLAYERS

OPPONENTS

2015 REVIEW

HISTORY

RECORDS

MINOR LEAGUES

MEDIA/MISC.



# U.S. CELLULAR FIELD

## GAME-ENDING HOME RUNS (53)

Date	Player	Opp.	Pitcher	Inn.	RBI	Final
5/7/91	Sosa	Mil.	Lee	12	1	2-1
7/20/91	Ventura	Mil.	Plesac	10	1	7-6
7/31/91	Ventura	Tex.	Gossage	9	4	10-8
6/3/95	Martinez	Det.	Boever	9	4	10-6
4/11/96	Mouton	Tex.	Henneman	11	3	8-5
5/11/96	Baines	NY Yankees	Wetteland	9	2	7-5
8/9/96	Ventura	Bal.	Myers	10	1	4-3
8/12/96	Baines	NY Yankees	Wetteland	10	1	3-2
6/10/98	Ventura	STL	Lowe	11	2	10-8
7/14/98	Thomas	Min.	Aguilera	9	3	8-5
7/17/98	Ventura	Cle.	Shuey	9	1	4-3
8/8/98-2	Cameron	Ana.	Hasegawa	9	1	4-3
5/13/00	Abbott	Min.	Wells	9	2	4-3
4/25/01	Konerko	Oak.	Bradford	11	1	2-1
5/11/01	Valentin	Tex.	Venafro	10	1	6-5
6/3/01	Konerko	Det.	Anderson	10	3	9-6
6/8/01	Lee	Cubs	Duncan	10	4	7-3
8/27/02	Crede	Tor.	Heredia	10	4	8-4
5/25/03	Crede	Det.	Sparks	12	3	8-5
6/27/03	Valentin	Cubs	Alfonseca	9	1	4-3
7/2/03	Thomas	Min.	Guardado	12	2	8-6
8/18/03	Thomas	Ana.	Washburn	9	2	4-2
9/22/03	Ordonez	NY Yankees	Weaver	10	3	6-3
4/15/04	Ordonez	K.C.	Carrasco	10	1	6-5
6/22/04	Valentin	Cle.	Jimenez	10	2	11-9
7/24/04	Crede	Det.	Urbina	9	1	7-6
9/23/04	Crede	K.C.	Afeldt	9	2	7-6
5/31/05	Dye	LAA	Donnelly	9	1	5-4
6/18/05	Pierzynski	LAD	Brazoban	9	2	5-3
9/20/05	Crede	Cle.	Riske	10	1	7-6
9/8/06	Pierzynski	Cle.	Mastrny	9	2	7-6
8/8/07	Unibe	Cle.	Fultz	13	2	6-4
9/16/07	Thome*	LAA	Moseley	9	2	9-7
5/25/08	Quentin	LAA	Lackey	9	1	3-2
6/4/08	Konerko	K.C.	Gobble	15	2	6-4
7/2-2/08	Pierzynski	Cle.	Kobayashi	10	1	6-5
8/5/08	Swisher	Det.	Zumaya	14	3	10-8
9/6/08	Thome	LAA	Speier	15	1	7-6
4/23/10	Jones	Sea.	Lowe	9	1	7-6
4/24/10	Rios	Sea.	Aardsma	9	1	5-4
4/12/11	Ramirez	Oak.	Cramer	10	1	6-5
9/10/11	Rios	Cle.	Perez	10	4	7-3
8/3/12	Rios	LAA	D. Carpenter	10	2	8-6
8/10/12	Jor. Danks	Oak.	Neshek	9	1	4-3
4/7/13	Viciedo	Sea.	Loe	10	1	4-3
7/4/13	Dunn	Bal.	Hunter	9	1	3-2
4/13/14	Ramirez	Cle.	Axford	9	2	4-3
4/25/14	Abreu	T.B.	Balfour	9	4	9-6
5/23/14	Dunn	NY Yankees	Robertson	9	2	6-5
9/8/14	Flowers	Oak.	Chave	12	1	5-4
9/13-2/14	Viciedo	Min.	Perkins	9	2	7-6
6/21/15	Beckham	Tex.	Claudio	11	1	3-2
7/8/15	Eaton	Tor.	Osuna	11	1	7-6

\*500th career home run

## POSTPONEMENTS (46)

Date	Opponent	Reason
Oct. 2, 1991	Minnesota	Rain
April 14, 1993	Minnesota	Rain
Sept. 25, 1993	Texas	Rain
May 23, 1995	Texas	Rain
April 26, 1996	Seattle	Cold
June 1, 1996	Detroit	Rain
April 8, 1997	Toronto	Cold
May 2, 1997	Anaheim	Rain
May 7, 1997	Seattle	Rain
Aug. 16, 1997	Seattle	Rain
April 8, 1998	Texas	Rain
Aug. 7, 1998	Anaheim	Rain
April 22, 1999	Seattle	Rain
April 27, 1999	Tampa Bay	Rain
May 12, 1999	Texas	Rain
May 21, 1999	New York-AL	Rain
Sept. 29, 1999	Boston	Rain
April 17, 2000	Seattle	Cold
May 31, 2001	Detroit	Rain
April 30, 2004	Toronto	Rain
May 12, 2004	Baltimore	Rain
June 10, 2004	Philadelphia	Rain
May 11, 2006	Los Angeles-AL	Rain
April 6, 2007	Minnesota	Cold
April 26, 2007	Detroit	Rain
May 15, 2007	New York-AL	Rain
May 26, 2007	Tampa Bay	Rain
Aug. 23, 2007	Boston	Rain
April 10, 2008	Minnesota	Cold
April 25, 2008	Baltimore	Rain
Sept. 8, 2008	Toronto	Rain
Sept. 12, 2008	Detroit	Rain
Sept. 13, 2008	Detroit	Rain
April 6, 2009	Kansas City	Snow
April 27, 2009	Detroit	Rain
April 10, 2012	Cleveland	Rain
Sept. 13, 2012	Detroit	Rain
April 19, 2013	Minnesota	Cold
April 23, 2013	Cleveland	Rain
May 28, 2013	Chicago-NL	Rain
June 12, 2013	Toronto	Weather Forecast
June 10, 2014	Detroit	Rain
June 30, 2014	Los Angeles-AL	Rain
Sept. 12, 2014	Minnesota	Rain
April 25, 2015	Kansas City	Rain
May 8, 2015	Cincinnati	Rain




White Sox manager Robin Ventura hit five game-ending home runs at U.S. Cellular Field.

# OLD COMISKEY PARK



The first All-Star Game was held at old Comiskey Park in 1933.



Sonny Liston (white trunks) knocked out Floyd Patterson on September 25, 1962 to win the World Heavyweight Championship.



The Sox and St. Louis Browns played the first night game on August 14, 1939 before a crowd of 32,000.



Mickey Mantle at the plate during the White Sox-Yankees game on August 23, 1959.



The home clubhouse in the mid 1960's.



A view from the upper deck.



The center field shower was a popular attraction.



The Beatles (above and below) played before a standing-room only crowd in 1965.



A view of the center field scoreboard during the White Sox-Yankees game on August 25, 1959.

FRONT OFFICE

FIELD STAFF

PLAYERS

OPPONENTS

2015 REVIEW

HISTORY

RECORDS

MINOR LEAGUES

MEDIA/MISC.

# CAMELBACK RANCH-GLENDALE

## CAMELBACK RANCH-GLENDALE

Chicago White Sox	Camelback Ranch
10710 West Camelback Road	Phoenix, AZ 85037
General Offices.....	623-302-5200
Media Relations.....	623-302-5303/5306
Fax.....	623-302-5305
Ticket Office.....	480-784-4444

## SPRING CHRONOLOGY (1960-PRESENT)

Sarasota, Fla. ....	1960-1997
Tucson, Ariz. ....	1998-2008
Glendale, Ariz. ....	2009-current

## CR-G FACTS AND FIGURES

A baseball oasis, Sonoran desert-inspired Camelback Ranch-Glendale (CR-G) offers Dodgers and White Sox the Cactus League's premier experience. The one-of-a-kind site features unique grounds that include picturesque walking trails, immaculate landscaping and orange, grapefruit and lemon groves. The teams' training grounds are separated by a flowing water feature that cuts across the five-acre lake.

### Awards

- 2013 *Phoenix New Times*' Best of 2013. Best Place To See A Spring Training Game.
- *Athletic Business Magazine* 2010 Facility of Merit Award in the "Pro Facilities" category.
- 2010 WESTMARC Best of the West Award in "Attractions, Entertainment & Destinations" category.
- 2009 BallparkDigest.com Editor's Choice Award.
- 2009 *Phoenix New Times*' Best of 2009.

### Attendance

- Largest crowd: 13,721, March 23, 2013, White Sox vs. Los Angeles Dodgers.

### Firsts

- First game: White Sox vs. Dodgers, March 1, 2009.
- First pitch: Hiroki Kuroda, Dodgers, March 1, 2009.
- First hit: Jayson Nix, White Sox, double, second inning, March 1, 2009.
- First home run: Gordon Beckham, White Sox, ninth inning, March 1, 2009.

### Campus

- The Dodgers, White Sox and City of Glendale partnered to develop the distinctive complex that covers 141 acres, making CR-G the largest campus in the Cactus League.
- CR-G rests on land owned by the City of Glendale but within City of Phoenix limits. Glendale originally purchased the land to protect Glendale Municipal Airport from encroachment.
- The five-acre water feature (connected lake, river and pond) divides the campus into east (Dodgers) and west (White Sox) and provides irrigation for fields and landscaping plus aesthetic enhancement. It utilizes reclaimed water from the City of Glendale water treatment plant. The water system is "green." Its run-off returns to the natural water table under the dry bed of the Aqua Fria River to the west.
- Over 40,000 tons of sand, close to 10,000 tons of infield clay, more than 1,100 irrigation heads and 1.3 million square feet of Bermuda sod were used to build the stadium playing field, 12 practice diamonds and three practice infields.
- An orange grove, a touch of Dodgertown, southern California and Arizona, is located beyond the left-field wall of replica Dodger Stadium. Grapefruit and lemon trees also adorn the campus.



**CR-Glendale, the state-of-the-art spring training facility shared by the White Sox and Dodgers, opened in 2009.**

- Landscaping includes approximately 5,000 plants/trees.
- Site work (mass excavation) began November 5, 2007. Building construction started in April, 2008. The complex was completed in approximately 13 months. More than 5,000 workers contributed to the effort. Local workers comprised 95-98 percent of the work force.

### Stadium

- The stadium, largest in the Cactus League, offers more than 10,300 fixed seats and grass seating for over 3,000-plus fans. There also are 4 large suites, 8 standard suites, 1 press box, 1 suite-level Legends Deck, and an outfield All-You-Can-Eat area that sits perched above the Dodgers bullpen.
- Architects (HKS, Dallas) designed CR-G with sweeps and angles to avoid a big-box look. Natural materials — real stone veneer, architectural metal panels ("rusty panels" or aged CORE 10) and three-tone faux painting — were used for external finishes to blend into the desert surroundings. Caramel-colored stadium seats and stone retaining walls further the natural look. The Gabion retaining walls of stone entrapped in wire mesh required five to 10 trucks per day to haul rock onto the site for months to provide material to build the walls.
- Most fans enter CR-G's stadium through the main gates in center field (Center Field Courtyard) after walking through the campus from the parking lots.
- Hitters' background in CF is framed by Afghan pine trees.
- The stadium playing field is 12 feet below grade, stadium seating is elevated 12 feet above grade and the surrounding stadium buildings are elevated around the main field for unobstructed views.
- Prior to the 2012 season, a shading project was completed that added an additional 800 shaded seats to the stadium.
- Prior to the 2015 season, the following improvements/additions were made: construction of the 5500-square-foot Montejo Patio down the first-base line, which includes a 360-degree bar, 3500 square feet of shade and new food items; expanded center-field Courtyard Interactive Zone with more kid and family-friendly attractions; retired White Sox & Dodgers numbers put on display in the stadium bullpens.

### Team Facilities

- The Dodgers separate their major and minor leaguers in two buildings beyond the stadium's LF wall; one building beyond the RF wall combines Sox major and minor leaguers.
- The baseball buildings contain more than 118,000 square feet of major and minor league clubhouse space.
- Two of the 12 practice fields (four major league, eight minor league) replicate the Dodger and White Sox home ballparks with exact dimensions of Dodger Stadium and U.S. Cellular Field, respectively. Three additional infields also were created.

# CAMELBACK RANCH-GLENDALE

FRONT OFFICE

FIELD STAFF

PLAYERS

OPPONENTS

2015 REVIEW

HISTORY

RECORDS

MINOR LEAGUES

MEDIA/MISC.



A then Cactus League record 13,721 fans turned out for the White Sox-Dodgers game on March 23, 2013.



A view of the ballpark from right field.



A night game at CR-G.



A lake bisects the White Sox and Dodgers complexes.



A bridge and waterfall greet fans on approach to the park.



Will Ferrell took the field for the White Sox in a spring training game on March 12, 2015 vs. San Francisco, striking out on six pitches.



Landscaping enhances the campus feel of CBR-G.



# WHITE SOX IN THE COMMUNITY

## WHITE SOX VOLUNTEER CORPS

The White Sox established the first-of-its-kind Volunteer Corps in 2009. The concept behind the Volunteer Corps is to serve the Chicagoland area through community service projects by mobilizing fans, players and team personnel to take part and participate in these events. Since the program's inception, more than 8,400 fans, players, coaches and club executives have taken part in a service project, helping Chicagoans in need.

The Volunteer Corps has logged more than 37,000 hours of service and provided nearly \$803,000 in labor (based on U.S. Department of Labor calculations).

Each year, members of the White Sox Volunteer Corps participate in a variety of service-focused events. From the renovation of local schools, to the construction of a new playground, to updating the Park District baseball fields near U.S. Cellular Field, the members of the Volunteer Corps continuously lend a hand throughout the local community.

In September of 2012, the White Sox Volunteer Corps program was honored as a recipient of the Robert Wood

Johnson Foundation's Steve Patterson Award for Excellence in Sports Philanthropy. The award celebrates and promotes those in sports who are improving the lives of others by leveraging the unique influence of sports. It was the second national award bestowed on the program, as the Corps also was recognized with the 2011 Commissioner's Award for Philanthropic Excellence, which was created to recognize outstanding community efforts by a Major League Baseball club.



## WHITE SOX CHARITIES GRANT RECIPIENTS

Chicago White Sox Charities (CWSC) has donated more than \$12.5 million to Chicagoland organizations over the past seven years, moving the team's not-for-profit arm beyond \$25 million in cumulative giving since its inception. In 2015, CWSC awarded nearly \$1.77 million in grants and other donations.

Donations in 2015 included \$797,000 in grants to 32 Chicagoland non-profit organizations through the White Sox Community Fund, a McCormick Foundation Fund. In addition, CWSC awarded grants totaling \$124,500 to 10 agencies, providing services throughout the community. The Chicago White Sox Community Fund is supported through a major grant from CWSC and matching funds provided by the Robert R. McCormick Foundation.

White Sox Charities also made donations totaling more than \$850,000 to support White Sox urban youth baseball initiatives – including the Amateur City Elite (ACE) and RBI programs – and to fund non-profit organizations, such

as Chicago Cares, Chicago Police Memorial Foundation and the Jackie Robinson Foundation.

Organizations receiving grants in 2015 were recognized during a special on-field ceremony prior to a game in April. Past grant ceremonies have included White Sox chairman Jerry Reinsdorf, senior vice president and general manager Rick Hahn, manager Robin Ventura, White Sox Charities president Scott Reifert and Robert R. McCormick Foundation senior vice president of philanthropy Don Cooke.





# WHITE SOX IN THE COMMUNITY

## RONALD McDONALD HOUSE

The Chicago White Sox officially formed a partnership with Ronald McDonald House in 2013, after many years of joint programming and support from the team.

Chicago White Sox Charities made a donation to the Ronald McDonald House near Ann & Robert H. Lurie Children's Hospital, and the partnership was celebrated with the dedication of the White Sox Family Field rooftop, a small-scale replica of U.S. Cellular Field on the roof of the facility in downtown Chicago.

Members of the White Sox, including chairman Jerry Reinsdorf and pitcher Chris Sale, attended the dedication ceremony. In addition to the ribbon cutting, Sale threw the opening pitch to a four-year-old former Ronald McDonald House resident to christen White Sox Family Field. Once the opening ceremony was finished, Sox players spent the afternoon with children and families. Players toured the facility, while signing autographs.

Ronald McDonald House allows children who are receiving treatment to stay in a home-like atmosphere with their families. In addition to a dedicated bed and bathroom for each family, the Ronald McDonald House also features a community kitchen, family room, playroom and freshly prepared meals.

The White Sox Family Field rooftop at the Ronald McDonald House near Lurie provides a special play space for children who are staying there. The field also serves as an outlet for those to escape from the realities of life and enjoy playing baseball.

The Ronald McDonald House near Lurie is one of the largest locations in the world and one of five in the Chicagoland area. The House, which opened in June 2012, features 86 guest rooms, dedicated to assisting families of hospitalized children.


The ongoing relationship between the White Sox and Ronald McDonald House includes additional events, such as hosting families at U.S. Cellular Field, along with special player visits to the House and front office personnel preparing meal for guests at various Ronald McDonald House locations. Front office personnel also made ornaments and decorated a White Sox-themed Christmas tree at this location over the past three years.

In 2013 and 2014, CWSC and the White Sox Wives hosted a variety show called "Wild Pitches." White Sox players John Danks, Nate Jones and Paul Konerko participated both years, along with their significant others and teammates. Proceeds from the event benefited CWSC and its support of Ronald McDonald House Charities of Chicagoland and Northwest Indiana.

## CHILDREN'S HOSPITALS

The Chicago White Sox and White Sox Charities regularly visit, work alongside and donate to two of the largest children's hospitals in the city. White Sox Charities donated over \$1 million to the Ann & Robert H. Lurie Children's Hospital, the same facility where Adam Eaton and Chris Sale visited in 2015.

White Sox personnel, including Adam Eaton and 2005 World Series MVP Jermaine Dye, also have made numerous visits to Comer Children's Hospital at the University of Chicago. In 2015, the organization brought the ballpark atmosphere to the hospital for White Sox Day as part of its annual Sox Serve Week. White Sox players Avisail Garcia, Dan Jennings, Jose Quintana and Carlos Sanchez joined as patients had the opportunity to win White Sox prizes and participate in White Sox-themed games.



Jose Abreu launches "Abreu's Amigos" at Easter Seals Metropolitan Chicago.



Robin Ventura and Adam Eaton with Lurie Children's Hospital patients during Sox Serve Week.



Chris Sale visits with patients from Comer Children's Hospital.

FRONT OFFICE

FIELD STAFF

PLAYERS

OPPONENTS

2015 REVIEW

HISTORY

RECORDS

MINOR LEAGUES

MEDIA/MISC.

# WHITE SOX ETHNIC INITIATIVES

## ETHNIC COMMUNITY OUTREACH

The White Sox have a long, distinguished history of being one of the most active teams in Major League Baseball in both community outreach and partnership with the African-American and Latino communities. In 2015 alone, the White Sox spent more than 120 hours at various community events to engage with these multicultural communities.

This includes White Sox participation in community events, such as: El Día del Niño, presented by the National Museum of Mexican Art; Fiesta Back of the Yards, presented by the Back of the Yards Neighborhood Council; and the Bud Billiken Parade & Family Picnic in Washington Park, presented by Chicago Defender Charities.




Since the inception of the ACE program – the club’s showpiece youth baseball initiative – 120 athletes have received athletic aid to play collegiate baseball, with 60 competing at the NCAA Division I level and 16 drafted by professional teams.

The Sox will host the ninth annual Double Duty Classic in 2016, continuing their effort to grow the game and develop inner-city baseball talent.

Each year since 2008, the White Sox have brought together many of the best inner-city high school baseball players to play in the Double Duty Classic – an event celebrating the history and tradition of Negro Leagues baseball in Chicago and promoting the next generation of inner-city baseball players. The event is named after Negro League legend Ted “Double Duty” Radcliffe and commemorates the historic Negro Leagues All-Star game played at Old Comiskey Park. Players suit up in uniforms similar to those of the Negro Leagues and play a game at U.S. Cellular Field, where they gain exposure to scouts.

In the past, players have attended a symposium prior to the game, where they learn about the original East-West game and have the opportunity to interact with dignitaries from Major League Baseball and the media. Past symposium participants include Sharon Robinson (daughter of Jackie Robinson), Scoop Jackson and Michael Wilbon of ESPN, ESPN MLB analyst and former White Sox outfielder and broadcaster Chris Singleton, Sox Hall-of-Famer Frank Thomas and the team’s executive vice president Ken Williams.



The White Sox also hold events at U.S. Cellular Field such as Día de la Familia (Family Day), Orgullo Sox Night (Sox Pride Night) and Noche de la Herencia Hispana (Hispanic Heritage Night).

The Sox activity in the Latino and African-American communities is focused on partnering with and supporting organizations that promote youth academic and athletic programs.

In 2010, Chicago White Sox Charities donated \$1 million to the Salvation Army Chicago Metropolitan Division to help build the Ray and Joan Kroc Corps Community Center in Chicago’s West Pullman neighborhood. Today, the Kroc Center boasts a facility that includes baseball and softball diamonds, where the White Sox Amateur City Elite (ACE) youth baseball program plays and trains.



2015 first-round pick Carson Fulmer gathers with members of the White Sox ACE program.



## NATIONAL BASEBALL HALL OF FAME AND MUSEUM

25 Main Street, Cooperstown, New York 13326  
Phone: (607) 547-7200 Fax: (607) 547-2044  
Public Relations: (607) 547-0215  
E-mail address: [info@baseballhall.org](mailto:info@baseballhall.org)  
Website: [baseballhall.org](http://baseballhall.org)

Summer Hours: Memorial Day Weekend - Labor Day Weekend: 9 a.m. to 9 p.m.  
Regular Hours: 9 a.m. to 5 p.m.  
Holiday Closings: Thanksgiving Day, Christmas Day, and New Year's Day.

**DIRECTORY:** Jane Forbes Clark (Chairman), Joe Morgan (Vice Chairman), Jeff Idelson (President), Jeff Jones (Senior Vice President of Finance and Administration), Sean Gahagan (Vice President, Retail Merchandising & Licensing), Erik Strohl (Vice President, Exhibitions and Collections), Ken Meifert (Vice President, Sponsorship & Development)  
**RESEARCH AND LIBRARY CONTACTS:** Jim Gates (Librarian)  
**PR CONTACTS:** Brad Horn (Vice President, Communications & Education) and Craig Muder (Communications Director)

### HALL OF FAME WEEKEND 2016: July 22-25

**Inductees:** Ken Griffey Jr. and Mike Piazza  
**Awards:** Sat. July 23, 4:30 p.m. ET, Doubleday Field  
**Induction:** Sun. July 24, 1:30 p.m. ET, Clark Sports Center

### HALL OF FAME CLASSIC 2016: May 27-29

Legends Game and Special Events  
**Game:** Sat. May 28, Doubleday Field  
For more information, visit [baseballhall.org](http://baseballhall.org)

### WHITE SOX IN THE HALL OF FAME

A total of 36 former players, managers and executives in the Hall of Fame spent part of their professional careers with the Chicago White Sox, including 2016 electee Ken Griffey Jr., who played for the team in 2008. Twelve Hall of Famers spent the majority of their careers in a White Sox uniform: Luis Aparicio, Luke Appling, Eddie Collins, Red Faber, Carlton Fisk, Nellie Fox, Al Lopez, Ted Lyons, Ray Schalk, Frank Thomas, Ed Walsh and Hoyt Wilhelm. Two owners, Charlie Comiskey and Bill Veeck, also spent most of their executive careers with Chicago. For a complete list of Chicago White Sox in the Hall of Fame, visit the "Hall of Famers" team pages at [www.baseballhall.org](http://www.baseballhall.org).

### NOTABLE WHITE SOX ARTIFACTS AT THE HALL

- Baseball and jersey worn by Chris Sale on July 6, 2015, when he ended a streak of eight consecutive starts with 10 strikeouts or more to tie Pedro Martínez's record.
- Baseball and jersey from Mark Buehrle's perfect game on July 23, 2009.
- Glove used by White Sox outfielder Dewayne Wise to rob a home run and preserve Mark Buehrle's perfect game on July 23, 2009.
- Ball from 163<sup>rd</sup> game of the 2008 season when the White Sox beat the Twins 1-0, to win the AL Central on Sept. 30, 2008.
- Bat used by Ken Griffey Jr. to hit his 609<sup>th</sup> home run, on Aug. 20, 2008, moving into fifth on the all-time home run list.
- Bat used by Alexei Ramirez to hit one of four consecutive White Sox home runs on Aug. 14, 2008 versus the Royals.
- Ball from Jim Thome's 500<sup>th</sup> home run, a walk-off winner that completed a seven-run comeback on Sept. 16, 2007.
- Cap and ball from Mark Buehrle's no-hitter on April 18, 2007.
- Road jersey worn by Jermaine Dye during his 2005 Series MVP performance.
- Warm-up fleece worn by manager Ozzie Guillen during the 2005 World Series.
- Cap worn by Freddy Garcia, who won the decisive Game Four of the 2005 World Series.
- Bat used by Geoff Blum to hit the game-winning home run in Game Three of the 2005 World Series, sealing a 14-inning win in the longest game in Series history.
- Jersey worn by Hall of Famer Carlton Fisk while catching his major-league record 2,226<sup>th</sup> game on June 22, 1993.
- Ticket stub from Hall of Famer Tom Seaver's 300<sup>th</sup> career win on August 4, 1985.



Chris Sale jersey and game-used ball.

### A LOOK AHEAD TO 2017

Ballots for the 2017 Hall of Fame/BBWAA election will be distributed following the 2016 season with results from the voting scheduled to be announced in January 2017. A partial list of first-year candidates for election includes: Vladimir Guerrero, Jorge Posada, Manny Ramirez and Ivan Rodriguez. Historical information on past BBWAA elections and the election process can be accessed at [www.baseballhall.org](http://www.baseballhall.org) or by contacting the Hall of Fame Communications department.

### CONNECT TO COOPERSTOWN

- For up-to-the-minute news from Cooperstown, visit at [www.baseballhall.org](http://www.baseballhall.org). Stay up-to-date on all the activity at the Hall of Fame's official site and through social networking on Facebook, Instagram, Twitter and YouTube.
- If you would like to receive interesting stories and timely news items direct from the Hall of Fame and get the inside track on the latest happenings in Cooperstown, sign up for *Inside Pitch*. There's no cost to receive our weekly electronic newsletter in your e-mail box at home or work and it's easy to enroll: Just log on to [www.baseballhall.org/support](http://www.baseballhall.org/support).
- If you have an interest in receiving *Around The Horn*, the Hall's monthly media newsletter, please send an e-mail to [info@baseballhall.org](mailto:info@baseballhall.org). Be sure to include your name, name of organization and e-mail address. Or visit [www.baseballhall.org/media-info](http://www.baseballhall.org/media-info).

### RESEARCH ASSISTANCE

The Hall of Fame is pleased to provide assistance in baseball research and members of the media are encouraged to utilize this valuable baseball resource whenever necessary by calling the Public Relations department at (607) 547-0215, or the Library Reference desk at (607) 547-0330.

FRONT OFFICE  
FIELD STAFF  
PLAYERS  
OPPONENTS  
2015 REVIEW  
HISTORY  
RECORDS  
MINOR LEAGUES  
MEDIAMISC.

# BASEBALL INFORMATION

## 2016 KEY DATES

<b>March 2-11</b>	Dates to renew contracts.
<b>April 3</b>	Official opening of 2016 championship season. All clubs are required to cut rosters to 25 players by April 3.
<b>April 15</b>	Jackie Robinson Day.
<b>June 9-11</b>	First-Year Player Draft.
<b>July 12</b>	86th All-Star Game at Petco Park, San Diego, Calif.
<b>July 24</b>	Hall of Fame Induction Ceremony, Cooperstown, N.Y.
<b>July 31</b>	Players may be traded between clubs until 4:00 p.m. ET without Trade Waivers in effect.
<b>Aug. 31</b>	Postseason eligibility lists are established at midnight ET. To be eligible, a player must be a bona fide member of a qualifying team on August 31 and must remain a bona fide member through the end of the applicable post-season series.
<b>Sept. 1</b>	Active roster limit increased from 25 to 40.
<b>Oct. 2</b>	Official closing of the 2015 Championship Season.
<b>Day After</b>	
<b>World Series</b>	Commencement of the 15-day period during which eligible players may elect free agency.
<b>6th Day After</b>	
<b>World Series</b>	First day Major League free agents may negotiate and sign with a club other than their former club.
<b>Dec. 2</b>	Last date to tender contracts – midnight ET tonight.
<b>Dec. 5-8</b>	Baseball Winter Meetings, Washington, D.C.

## BASEBALL TERMINOLOGY

### Disabled Lists

There are two disabled lists — the 15-day DL and the 60-day DL. Players on the 60-day DL do not count against a club's 40-man roster limit. Players may be placed on either disabled list starting with the day following the last day on which they appeared in a game and may be placed on the DL retroactively, up to a maximum of 10 days. While on the DL, players may be assigned to a minor league club for the purposes of an injury rehabilitation assignment for a maximum of 20 days (30 days for pitchers).

### Options

When a player is on a club's 40-man roster and assigned to the minor leagues (except for while on an injury rehabilitation assignment), a player is on "optional assignment." In most cases, a player has three options, which means the player can be on optional assignment during three different seasons (under certain limited circumstances, some players may be eligible for a fourth option). Regardless of how many times a player is optioned and recalled during a single season, the player is only charged with one option during that season — that is, there is no limit on how many times a player may be optioned during a given option year. Once all of a player's options have been used, the player must clear irrevocable waivers before being sent to the minors at any subsequent point in their career.

### Waivers

Fundamentally, waivers are permission from the other major league clubs for a requesting club to make a specific roster move. The type of waiver requested by a club depends upon the type of move the club wishes to undertake.

**Option Waivers (Revocable):** Required any time a club wishes to option a Player for whom at least three years has passed since that player made his major league debut. Option waivers are "revocable", which means if another club enters a claim on a Player, the requesting club may either (i) revoke the request and not make the contemplated roster move or (ii) allow the claiming club to receive the player in exchange for the waiver claim fee (either \$20,000 or \$25,000 depending upon the Player).

**Trade Waivers (Revocable):** Required any time a club wishes to assign a Player to another major league club following the July 31 non-waiver trade deadline and before the end of the regular season. Trade waivers are "revocable" which means if another club enters a

claim on a Player, the requesting club may either (i) revoke the request and not make the contemplated roster move or (ii) allow the claiming club to receive the player in exchange for the waiver claim fee (either \$20,000 or \$25,000 depending upon the Player).

**Unconditional Release Waivers (Irrevocable):** Required any time a club wishes to release a player from his contract. The affected player is removed from the 40-man roster at the time of the request and may be claimed by any club willing to assume the player's contract for a \$1.00 waiver claim fee. Unconditional release waivers are "irrevocable" which means should another club claim the player, the club who requested the waivers loses the player to the claiming club. If the player is unclaimed, the player becomes a free agent eligible to sign with any other club and the requesting club owes the player termination pay as mandated by the terms of the player's contract and/or the collective bargaining agreement.

**Outright Waivers (Irrevocable):** Required any time a club wishes to (i) assign a player to the minors who is out of options or (ii) remove a player from their 40-man roster. These waivers are "irrevocable" which means should another club claim the player, the club who requested the waiver loses the player to the claiming club. If the player is unclaimed, the requesting club may "outright" the affected player to the minors which removes the player from the club's 40-man roster and assigns the player's contract to a minor league affiliate. Under certain limited circumstances, a player who has been outrighted may declare free agency in lieu of accepting assignment to the minor league club.

### Designated For Assignment

When the active roster limit and/or the 40-man roster limit of a particular club have been reached, and the club wishes to add an additional player to either the active or the 40-man roster, the club may designate for assignment a player currently on the 40-man roster. The club then has 10 days to either trade, outright to the minors or release the designated player. Once designated, the player no longer counts against the club's active or 40-man roster limits.

### Recalled vs. Contract Purchased From Minor Leagues

If a player is on the 40-man roster, he is recalled. If not, then his contract is purchased from the minor-league team. A player must be added to the 40-man roster when his contract is purchased.

### Rule 5 Draft

A player not on the major-league 40-man roster is eligible for the Rule 5 Draft if:

1. The player was 18 or younger when he first signed a pro contract and this is the fifth Rule 5 Draft since he signed.
2. He was 19 or older when he first signed a pro contract and this is the fourth Rule 5 Draft since he signed.

## HOW TO FIGURE

### Batting Average

Divide the number of at-bats into the number of hits (H/AB).

### Earned Run Average

Multiply the number of earned runs by nine; take the number and divide it by the number of innings pitched (ERx9/IP)

### Slugging Percentage

Divide the total bases of all safe hits by the total times at-bat. At-bats do not include walks, sacrifices, hit by pitcher or times awarded first base because of interference of obstruction (TB/AB).

### On-Base Percentage

Add the total of hits, walks and hit by pitches and divide by the total of at-bats, walks, hit by pitches and sacrifice flies (H+BB+HBP/AB+BB+HBP+SF).

### Fielding Percentage

Divide the total number of putouts and assists by total chances (putouts, assists and errors; PO+A/PO+A+E).

### Magic Number

Determine the number of games yet to be played, add one, then subtract the number of games ahead in the loss column of the standings from the closest opponent.



# BASEBALL INFORMATION

## ITEMS OF INTEREST

### Roster Limits

A team may have 40 players on its roster until Opening Day, when the number of active players must be reduced to 24 or 25 (not including disabled players) until September 1, at which time the roster again increases to the maximum of 40.

### Consecutive Game Hitting Streak

A consecutive game hitting streak shall not end if all the players' plate appearances (one or more) result in a base on balls, hit by pitch, defensive interference of a sacrifice bunt. The streak shall end if the player has a sacrifice fly and no hit.

### Major League Service

A full year of service in the major leagues constitutes 172 days.

### Day/Night Game

Any game scheduled to start after 5:00 p.m. will be considered a night game. If a game is scheduled to start at or before 5:00 p.m. and is delayed by rain or for any other reason it shall still be considered a day game. However, both games of a two-night doubleheader shall be considered night games. When afternoon and night games are played on the same day and separate admissions are charged, they will be counted as one day and one night game and will not be considered as a doubleheader.

### Rookie Qualifications

A player shall be considered a rookie, if:

1. He has less than 130 at-bats or 50.0 innings pitched in the major leagues during a previous season or seasons, and
2. He has not accumulated more than 45 days on a major league roster during the 25-player limit (excluding time in the military or on the disabled list).

### Save Rule

A pitcher shall be credited with a save when he meets the following three conditions:

1. He is the finishing pitcher in a game won by his club, and
2. He is not winning pitcher, and
3. He qualifies under one of the following conditions:
  - a. he enters the game with a lead of no more than three runs and pitches for at least one inning, or
  - b. he enters the game with the potential tying run either on base, at bat or on deck, or
  - c. he pitches effectively for at least three innings.

### Batting Championship Qualifications

To qualify a player must have a minimum of 502 plate appearances (3.1 for each of the 162 scheduled games). If however, there is any player with fewer than the required number of plate appearances whose average would be the highest if he were charged with the required number of official at-bats, then the player shall be awarded the batting championship.

### ERA Championship Qualifications

To qualify a pitcher must have at least 162.0 innings pitched and have the lowest ERA.

## MEDICAL GLOSSARY

**AC Joint** — Acromioclavicular joint; joint of the shoulder where acromion process of the scapula and the distal end of the clavicle meet; most shoulder separations occur at this point.

**Anterior Cruciate Ligament (ACL)** — A primary stabilizing ligament within the center of the knee joint that prevents hyperextension and excessive rotation of the joint. A complete tear of the ACL necessitating reconstruction could require up to 12 months of rehabilitation.

**Arthroscopy** — A surgical examination of the internal structures of a joint by means of viewing through an arthroscope. An arthroscopic procedure can be used to remove or repair damaged tissue or as a diagnostic procedure in order to inspect the extent of any damage or confirm a diagnosis.

**Bone Scan** — An imaging procedure in which a radioactive-labeled substance is injected into the body to determine the status of a bone

injury. If the radioactive substance is taken up by the bone at the injury site, the injury will show as a "hot spot" on the scan image. The bone scan is particularly useful in the diagnosis of stress fractures.

**Cartilage** — Smooth, slippery substance preventing two ends of bones from rubbing together.

**CAT Scan** — Use of a computer to produce a cross-sectional view of the anatomical part being investigated from x-ray data.

**Concussion** — Jarring injury of the brain resulting in dysfunction. It can be graded as mild, moderate or severe depending on loss of consciousness, amnesia and loss of equilibrium.

**Debridement** — Removal of non-healthy tissues and foreign material from a wound or burn to prevent infection and permit healing.

**Disc** — A flat, rounded plate between each vertebrae of the spine. The disc consists of a thick fibering which surrounds a soft gel-like interior. It functions as a cushion for the spinal column.

**Gadolinium MRI** — The chemical gadolinium is injected into the joint being studied so as to enhance the diagnosis of the structure under investigation.

**Hematoma** — Tumor-like mass produced by an accumulation of coagulated blood in a cavity.

**Hyperextension** — Extreme extension of a limb or body part.

**Impingement Syndrome** — Pinching together of the supraspinatus muscle and other soft tissue in the shoulder. The most common (throwing) arm injury, which represents many pathologies and generally involves supraspinatus overuse.

**Labrum (Labrum Glenoidule)** — The cartilage of the glenoid cavity in the shoulder. A lip-edge or lip-like structure.

**Magnetic Resonance Imaging (MRI)** — Imaging procedure in which a radio frequency pulse causes certain electrical elements of the injured tissue to react to this pulse and through this process a computer display and permanent film establish a visual image. MRI does not require radiation and is very useful in the diagnosis of soft tissue, disc and meniscus injuries.

**Medial Collateral Ligament (MCL)** — Ligament of knee along the medial aspect that connects the femur to the joint.

**Meniscus** — Crescent shaped cartilage, usually pertaining to the knee joint; also known as "cartilage." There are two menisci in the knee, medial and lateral. These work to absorb weight within the knee and provide stability.

**Posterior Cruciate Ligament (PCL)** — A primary stabilizing ligament of the knee that provides significant stability and prevents displacement of the tibia backward within the knee joint. A complete tear of this ligament necessitating reconstruction could require up to 12 months of rehabilitation.

**Rotator Cuff** — Comprised of four muscles in the shoulder area that can be irritated by overuse. The muscles are the supraspinatus (most commonly injured), infraspinatus, teres minor and subscapularis.

**Rotator Cuff Impingement Syndrome** — A microtrauma or overuse injury caused by stress. The four stages are: 1) tendinitis with temporary thickening of the bursa and rotator cuff 2) fiber dissociation in the tendon with permanent thickening of the bursa and scar formation 3) a partial rotator cuff tear of less than 1 cm and 4) a complete tear of 1 cm or more.

**Sprain** — Injury resulting from the stretch or twist of the joint and causes various degrees of stretch or tear of a ligament or other soft tissue at the joint.

**Strain** — Injury resulting from a pull or torsion to the muscle or tendon that causes various degrees of stretch or tear to the muscle or tendon tissue.

**Stress Fracture** — A hairline break in a bone caused by overuse.

**Tendon** — Tissue that connects muscle to bone.

**Ulnar Nerve** — Nerve in the elbow commonly irritated from excessive throwing.

**Ultrasound** — An electrical modality that transmits a sound wave through an applicator into the skin to the soft tissue in order to heat the local area for relaxing the injured tissue and/or disperse edema.



# MEDIA SERVICES

The Chicago White Sox Media Relations staff welcomes you to another season of White Sox baseball at U.S. Cellular Field. Following are media guidelines for the 2016 season. Please feel free to contact any member of the Media Relations department with requests, questions or concerns at any point. We look forward to working with you throughout the 2016 season.

**Credentials:** Proper credentials must be displayed at all times. Credentials will be issued only to legitimate newsgathering agencies that have contacted the Media Relations department at least 24 hours in advance. Media credentials are to be picked up at the Gate 4 reception desk starting 4.5 hours prior to game time. Earlier credential pick up should be arranged in advance with the media relations office.

**Please note: Transferral of working press credentials or autograph requests by working media will result in termination of privileges for the individuals involved.**

**Full-Season Credentials:** Full-season credentials for all White Sox games at U.S. Cellular Field are available to all accredited daily newspapers and area radio and television reporters who cover the Sox on a regular basis, as well as websites affiliated with an accredited newsgathering outlet. All requests should be submitted via [credentials.mlb.com](mailto:credentials.mlb.com). For further information, contact Megan Golden at 312-674-5300.

**All full-season credentials require a photo. Photos may be submitted with the credential application on the MLB system. Full-season credentials will not be issued without photo I.D.**

**Daily Credentials:** All other media outlets will be credentialed on a per-game basis. A credential application from an editor, sports director/producer or assignment editor should be submitted at least 24 hours in advance at [credentials.mlb.com](mailto:credentials.mlb.com).

**Photo Requests:** Requests for photos from accredited newsgathering agencies or other baseball clubs should be sent via email to Ron Vesely ([rvesely@chisox.com](mailto:rvesely@chisox.com)) or Megan Golden ([mgolden@chisox.com](mailto:mgolden@chisox.com)) in the Media Relations department. Verification of accreditation may be required.

**Admission:** Enter U.S. Cellular Field at Gate 4 (Administrative Offices). Television crews that park in the back of the ballpark enter through the loading dock. A MLB Working Pass, BBWAA card or White Sox credential is necessary for admittance. All visitors will be required to pass through a metal detector and bags entering the ballpark will be searched. We appreciate your cooperation and apologize in advance for any inconvenience.

**Additional Note: Media may be asked to show a photo ID prior to entering the park and will not be granted access to the ballpark until 4.5 hours prior to first pitch.**

**Broadcast Booths:** Television and radio booths are located on the 300 level and may be accessed by entering Gate 4. There are seven broadcast booths: Booth 1 (Reserved), Booth 2 (Home TV), Booth 3 (Visiting TV), Private Booth (Official Scorer), Booth 4 (Home Radio), Booth 5 (Visiting Radio), Booth 6 (White Sox Pre/Post) and Booth 7 (Home Spanish Radio).

**Cellular Phones and Tablets:** Per Major League Baseball guidelines, the use of cellular phones and tablets in the clubhouse is prohibited.

**Clubhouses:** Credentials must indicate clubhouse access. Enter at Gate 4 and proceed to the service tunnel. As you reach the service tunnel, the White Sox clubhouse (third base side) is to the left and the visitors' clubhouse (first base) is to the right. The clubhouses will open to the media 3.5 hours prior to game time and close at the start of batting practice. Following the game, the White Sox clubhouse will open to the media no later than 10 minutes after the last out. The trainer's room, weight room, and players lounge are closed to the media. Media are asked not to lounge in the clubhouse or conduct full-length interviews after a game unless pre-arranged with the media relations office.

**Dark Rooms:** Enter at Gate 4 and proceed to the service tunnel. As you reach the service tunnel, the dark rooms are to the right beyond the entrance to the Umpires' Clubhouse.

**Elevators:** Two elevators are located to the right after entering Gate 4. Proper credentials are necessary for access to the elevators. Take either elevator to Level 4 for the Press Box, Level 3 for the Bards Room (dining) and Broadcast Booths or Level 5 for the Upper Photo Boxes (Sections 524 and 540).

**Field:** Credentials must indicate field access. The field and dugouts must be cleared following pre-game batting practice. Postgame live shots can be done from the warning track areas immediately in front of the first and third base photo boxes. However, postgame interviews will not be allowed in or near the dugouts, without special permission, until 10 minutes after the last out.

**Game Tickets:** Limited complimentary tickets are available to the media on a first-come, first-served basis. Media may request up to four tickets for a game by emailing the request to Megan Golden ([mgolden@chisox.com](mailto:mgolden@chisox.com)) at least 24 hours in advance. If complimentary tickets are unavailable, tickets are available for purchase with a credit card. Tickets may be picked up at Gate 4, Window 10.

**Interview Procedures:** Contact the White Sox Media Relations department to schedule interviews requiring special arrangements. Media requesting an interview with a member of the front office staff should do so through a member of the Sox Media Relations department.

**Media Dining:** Meals are served in the Bard's Room from 2.5 hours prior to all games until game time for an \$8 charge. Bard's Room privileges are available only to those media with BBWAA cards or White Sox credentials. Selected food from Levy Restaurants will be available in the Press Box.

**Media Guides:** Media guides are available in the Press Box and may be obtained from a White Sox Media Relations representative.

**Parking:** Limited parking for the media is available in Lots C and G, as designated on the parking pass. Daily parking is available by contacting Megan Golden in the Media Relations department before noon on weekdays and before 2:00 p.m. on Friday for the weekend.

**Photo Areas:** Enter at Gate 4 and proceed to the service tunnel. As you reach the service tunnel, the third base photo box is to the left and the first base photo box is to the right. Upper photo boxes are available near Sections 524 and 540. Still photographers are not allowed in the tunnel behind home plate or in the clubhouses, without special permission.

**Postgame Interview Room:** Approximately 10 minutes following the conclusion of the game, manager Robin Ventura and selected players are available in the postgame interview room. The interview room is located across the service tunnel from the visiting clubhouse. Interviews are broadcast into the press box and a multibox is available for TV/radio use. The postgame interview room feed is available to off-site media through The Chicago Switch, LLC (call 312-640-1850 or email [info@thechicagoswitch.com](mailto:info@thechicagoswitch.com)).

**Press Box:** Take the elevator to Level 4. The Press Box contains 100 seats, individual storage bins and a lounge area. Guests are not allowed in the Press Box without prior approval from the Media Relations department.

**Game-Related Materials:** Media materials and game information are available at [whitesoxpressbox.com](http://whitesoxpressbox.com). Please see a media relations staffer for login information. A limited number of lineup sheets, rosters, news releases and miscellaneous game information will be made available in the Press Box. Boxscores, play-by-play reports and postgame notes are available in the Press Box after the game.

**Television Minicam Crews:** WBBM (2), WMAQ (5), WLS (7), WGN (9), WFLD (32) and Comcast SportsNet will be allowed to park two vehicles each at the rear of the ballpark near the Players Lot (corner of 35th St. and Wentworth Ave.). Crews parking in this area enter the stadium with their equipment via the loading dock. Security personnel may search vehicles and request identification from camera and truck crews. Access to the field is via first and third base photo boxes off the service tunnel. Access to photo boxes on the upper concourse is via the freight elevator in the left field corner of the stadium.

Per Major League Baseball guidelines, no game action may be shown during a live shot. Use of lights in the stadium during the game is prohibited. Proper credentials are necessary for access to the clubhouses. Following the game, interviews will not be allowed in or near the dugouts, without permission, until 10 minutes after the final out.

**Roving through the stands and concourses is prohibited without prior arrangements with the White Sox. Likewise, field level access during the game is limited to the first and third base photo boxes.**

# MEDIA DIRECTORY

*Sports Editor (SE), Beat Writer (B), National Baseball Writer (N), Columnist (C), Sports Director (SD), Assistant Program Director (APD), Sports Producer (SP), Producer-Director (PD), Game Producer (GP), Executive Producer (EP).*

## NEWSPAPERS

### Chicago Sun-Times

350 N. Orleans, Chicago, IL 60611, 312-321-2663.

Chris DeLuca (SE/N), Daryl Van Schouwen (B), Rick Morrissey (C), Rick Telander (C).

### Chicago Tribune

435 N. Michigan, Chicago, IL 60611, 312-222-3103.

Joe Knowles (SE), Colleen Kane (B), Paul Sullivan (N), David Haugh (C).

### Daily Herald

155 E. Algonquin Rd., Arlington Heights, IL 60005, 800-453-0333.

Tom Quinlan (SE), Don Friske (NSE), Scot Gregor (B), Mike Imrem (C), Barry Rozner (C).

### Northwest Herald

7717 S. Route 31 Crystal Lake, IL 60014, 815-526-4498.

Jon Styf (SE).

### The Times of Northwest Indiana

601 45th Ave., Munster, IN, 46321, 219-933-3367

David Keck (SE).

## WEBSITES

### Whitesox.com

600 N. McClurg Court, No. 512 A, 60611, 630-661-4316

Jim Banks (SE), Scott Merkin (B), Phil Rogers (N).

## WIRE SERVICES

### Associated Press

10 S. Wacker Drive, Ste. 2500, Chicago, IL 60606, 312-781-0500.

Jack McCarthy, Patrick Rose, Andrew Seligman.

### The Sports Exchange

4632 Windsong St., Sacramento, CA 95834, 773-209-2018.

Jeff Reynolds (SE), Brian Hedger, Tom Musick.

## RADIO STATIONS

### WLS (890 AM, White Sox flagship)

190 N. State St., 9th Floor, Chicago, IL 60601, 312-984-5335.

Peter Bolger (PD), Connor McKnight.

### ESPN Chicago (1000 AM)/ESPNChicago.com

190 N. State St., 7th Floor, Chicago, IL 60601, 312-980-1070.

Carmen DeFalco, Adam Delevitt (PD), Jeff Dickerson, Jonathan Hood, Fred Huebner, John Jurkovic, David Kaplan, Randy Merkin (APD), Jeff Meller (SP), John Robers (SE), Keith Sgariglia (SE), Marc Silverman, Tom Waddle, Danny Zederman (SP).

### WBMM (780 AM and 105.9 FM)

180 N. Stetson, Suite 1100, Chicago, IL 60601, 312-297-7801.

Rick Gregg, Josh Liss (SD), Jeff Joniak, Dave Kerner, Terry Keshner, George Ofman.

### WGN (720 AM and WGNPlus.com)

435 N. Michigan, Chicago, IL 60611, 312-222-5094.

Dave Eanet (SD), Mark Carman, Adam Hoge, Sam Panayotovich, Jarrett Payton.

### WRTO (1200 AM)/Univision Radio

541 N. Fairbanks, Ste. 1100, Chicago, IL 60611, 312-494-2766.

Doug Levy (SVP/GM).

### WSCR (670 AM)

180 N. Stetson, Ste. 1250, Chicago, IL 60601, 312-729-3967.

Dan Bernstein, Terry Boers, Jason Goff, Brian Hanley, Laurence Holmes, Bruce Levine, Brendan McCaffrey (SD), Mike Mulligan, Mitch Rosen (PD), David Schuster, Matt Speigel, Zach Zaidman.

## TELEVISION STATIONS

### WGN-TV (Channel 9, Sox flagship)

2501 Bradley Place, Chicago, IL 60618, 773-883-3325.

Rich King, Joel Liberatore (SP), Steve Lippo (SP), Dan Rao (SD), Pat Tomasulo, Bob Vorwald (GP).

### Comcast SportsNet (Sox cable flagship)/CSNChicago.com

350 N. Orleans, Ste. S2-100, Chicago, IL, 60654, 312-222-6051.

Jim Angio (GD), Chris Boden, Joe Collins, Tim Folke, Chuck Garfien, David Kaplan, Mike Leary (GP), Kip Lewis, Willie Parker, Leila Rahimi, Dave Ross (GP), Siera Santos.

### WCIU-TV (Channel 26)

26 N. Halsted Ave., Chicago, IL, 60661, 312-705-2600

Kenny McReynolds (SD).

### WBMM-TV (CBS, Channel 2)

22 W. Washington, Chicago, IL, 60602, 312-899-2330.

Ryan Baker, Steve Goldberg (SP), Megan Mawicke, Nevin Nelson (SP), Krista Ruch (EP).

### WMAQ-TV (NBC, Channel 5)

NBC Tower, 454 N. Columbus, Chicago, IL 60611, 312-836-5665.

Mike Adame, Dave Breyer (SP), Geoff Glick (SP), Peggy Kusinski, Siafa Lewis.

### WLS-TV (ABC, Channel 7)

190 N. State, Chicago, IL 60601, 312-750-7110.

Mark Giangreco (SD), Mike Johnson (SP), Dionne Miller, Jim Rose, Jason Smith (SP), Larry Snyder (SP).

### WFLD-TV (FOX, Channel 32)

205 N. Michigan, Chicago, IL 60601, 312-565-5530.

Lou Canellis, Ken Dittleman (SP), John Eskra (EP), Evan Fitzgerald.

### WPWR-TV (Channel 50, White Sox Network)

205 N. Michigan, Chicago, IL, 60601, 312-565-5532

Bob Vorwald (GP).

## Whitesoxpressbox.com

To support Major League Baseball's Green Initiative, the White Sox offer whitesoxpressbox.com, a private, media-only website that helps streamline and expedite distribution of information to outlets covering the team in a more environmentally friendly manner. In addition to serving as a central location for all media documents, with content including media guide, season-in-review, game notes, stat packs, media clips, lineups, audio and video, the site is updated every day throughout the season and remains archived. For more information on the site, please contact Megan Golden at 312-674-5300.

FRONT OFFICE

FIELD STAFF

PLAYERS

OPPONENTS

2015 REVIEW

HISTORY

RECORDS

MINOR LEAGUES

MEDIA/MISC.

# WHITE SOX COMMUNICATIONS



**Scott Reifert**  
*Senior Vice President of Communications*  
sreifert@chisox.com



**Bob Beghtol**  
*Senior Director of Media Relations*  
bbeghtol@chisox.com



**Sheena Quinn**  
*Director of Public Relations*  
squinn@chisox.com



**Ray Garcia**  
*Assistant Director of Media Relations*  
rgarcia@chisox.com



**Joe Roti**  
*Coordinator of Media Relations*  
jroti@chisox.com



**Julianne Bartosz**  
*Senior Coordinator of Public Relations*  
jbartosz@chisox.com



**Megan Golden**  
*Coordinator of Media Services*  
mgolden@chisox.com



**Billy Russo**  
*Spanish Communications Manager*  
brusso@chisox.com



**Ron Vesely**  
*Team Photographer*  
rvesely@chisox.com



**Seth Bernstein**  
*Media Relations Intern*  
sbernstein@chisox.com



**Hannah Sundwall**  
*Media Relations Intern*  
hsundwall@chisox.com



**Kevin Bucher**  
*Public Relations Intern*  
kbucher@chisox.com

FRONT OFFICE

FIELD STAFF

PLAYERS

OPPONENTS

2015 REVIEW

HISTORY

RECORDS

MINOR LEAGUES

MEDIA/MISC.

# MAJOR LEAGUE BASEBALL DIRECTORY

## CHICAGO WHITE SOX MEDIA RELATIONS

	Phone	FAX
<b>Chicago White Sox</b>	<b>312-674-5300</b>	<b>674-5116</b>
Scott Reifert, Sr. Vice President	312-961-9505	(cell)
Bob Beghtol, Senior Director	773-425-1832	(cell)
Sheena Quinn, Director	773-301-2774	(cell)
Ray Garcia, Assistant Director	773-209-7161	(cell)
Joe Roti, Coordinator	312-375-3131	(cell)
Julianne Bartosz, Coordinator	312-758-5288	(cell)
Megan Golden, Coordinator	440-223-7142	(cell)

## AMERICAN LEAGUE MEDIA RELATIONS

	Phone	FAX
<b>Baltimore Orioles</b>	<b>410-547-6150</b>	<b>547-6272</b>
Kristen Hudak	547-6159	
Jim Misudek	547-6106	
<b>Boston Red Sox</b>	<b>617-226-6000</b>	<b>226-6416</b>
Kevin Gregg	226-6759	
Jon Shestakofsky	226-6446	
<b>Cleveland Indians</b>	<b>216-420-4380</b>	<b>420-4430</b>
Bart Swain	420-4386	
Court Berry-Tripp	420-4391	
<b>Detroit Tigers</b>	<b>313-962-4000</b>	<b>471-2138</b>
Aileen Villareal	471-2227	
Chad Crunk	471-2092	
<b>Houston Astros</b>	<b>713-259-8900</b>	<b>259-8032</b>
Gene Dias	259-8985	
Steve Grande	259-8990	
<b>Kansas City Royals</b>	<b>816-504-4362</b>	<b>921-5775</b>
Mike Swanson	504-4713	
Mike Cummings	504-4368	
<b>Los Angeles Angels</b>	<b>714-940-2014</b>	<b>940-2205</b>
Tim Mead	940-2003	
Eric Kay	940-2173	
<b>Minnesota Twins</b>	<b>612-659-3400</b>	<b>659-4029</b>
Dustin Morse	659-3472	
Mitch Hestad	659-3473	
<b>New York Yankees</b>	<b>718-579-4460</b>	<b>293-8414</b>
Jason Zillo	579-4515	
Michael Margolis	579-4503	
<b>Oakland Athletics</b>	<b>510-563-2207</b>	<b>562-1633</b>
Mike Selleck	563-2233	
Adam Loberstein	563-2248	
<b>Seattle Mariners</b>	<b>206-346-4000</b>	<b>346-4400</b>
Tim Hevly	346-4402	
Kelly Munro	346-4401	
<b>Tampa Bay Rays</b>	<b>727-825-3342</b>	<b>825-3111</b>
Rick Vaughn	825-3237	
Dave Haller	825-3485	
<b>Texas Rangers</b>	<b>817-273-5203</b>	<b>273-5110</b>
John Blake	273-5208	
Rich Rice	273-5204	
<b>Toronto Blue Jays</b>	<b>416-341-1300</b>	<b>341-1250</b>
Jay Stenhouse	341-1248	
Mal Romanin	341-1249	

## MAJOR LEAGUE BASEBALL

	Phone	FAX
<b>Major League Baseball</b>	<b>212-931-7878</b>	<b>949-5654</b>
Patrick Courtney		
Phyllis Merhige		
Katy Feeney		
Mike Teevan		
Donald Muller		

## NATIONAL LEAGUE MEDIA RELATIONS

	Phone	FAX
<b>Arizona Diamondbacks</b>	<b>602-462-6500</b>	<b>462-6527</b>
Casey Wilcox	462-6661	
Patrick O'Connell	462-6586	
<b>Atlanta Braves</b>	<b>404-522-7630</b>	<b>614-1391</b>
Brad Hainje	614-1307	
Adrienne Midgley	614-1556	
<b>Chicago Cubs</b>	<b>773-404-4191</b>	<b>404-4129</b>
Peter Chase	404-4020	
Jason Carr	404-4023	
<b>Cincinnati Reds</b>	<b>513-765-7000</b>	<b>765-7180</b>
Rob Butcher	765-7090	
Larry Herms	765-7092	
<b>Colorado Rockies</b>	<b>303-312-2325</b>	<b>312-2319</b>
Cory Little	312-2329	
Nick Parson	312-2327	
<b>Los Angeles Dodgers</b>	<b>323-224-1301</b>	<b>224-1459</b>
Joe Jareck	224-1549	
Jon Chapper	224-1589	
<b>Miami Marlins</b>	<b>305-480-1391</b>	<b>480-3013</b>
Matt Roebuck	480-1387	
Marty Sewell	480-1389	
<b>Milwaukee Brewers</b>	<b>414-902-4400</b>	<b>933-3251</b>
Mike Vassallo	902-4473	
Ken Spindler	902-4469	
<b>New York Mets</b>	<b>718-565-4330</b>	<b>639-3619</b>
Jay Horwitz	565-4330	
Shannon Forde	565-4323	
<b>Philadelphia Phillies</b>	<b>215-463-6000</b>	<b>389-3050</b>
Greg Casterioto	218-5297	
Craig Hughner	218-5248	
<b>Pittsburgh Pirates</b>	<b>412-323-5000</b>	<b>325-4413</b>
Jim Trdinich	325-4728	
Dan Hart	325-4976	
<b>St. Louis Cardinals</b>	<b>314-345-9600</b>	<b>345-9530</b>
Brian Bartow	345-9313	
Melody Yount	345-9470	
<b>San Diego Padres</b>	<b>619-795-5265</b>	<b>795-5266</b>
Josh Ishoo	795-5258	
Danny Sanchez	795-5169	
<b>San Francisco Giants</b>	<b>415-972-2448</b>	<b>947-2800</b>
Matt Chisholm	972-2449	
Liam Connolly	972-2441	
<b>Washington Nationals</b>	<b>202-640-7000</b>	<b>547-7057</b>
Amanda Comak	640-7417	
Kyle Brostowitz	640-7439	

FRONT OFFICE

FIELD STAFF

PLAYERS

OPPONENTS

2015 REVIEW

HISTORY

RECORDS

MINOR LEAGUES

MEDIAMISC.

# Live White Sox Baseball



# At Bat.

[whitesox.com](http://whitesox.com)



Download on the  
**App Store**



GET IT ON  
**Google Play**



Available at  
**amazon**

Available on supported iPhone, iPad, iPod Touch, Android phones and tablets, Kindles, and Fire phone.

© 2016 MLB Advanced Media, L.P. All Major League Baseball trademarks, service marks and copyrights used herein are the property of the applicable MLB entity. All rights reserved. Any other marks used herein are trademarks of their respective owners. Photos: Getty Images.





# JIMMY ROLLINS

# 7

## INFIELDER

**Given Name:** James Calvin Rollins

**Bats:** Switch

**Throws:** Right

**Height:** 5-7

**Weight:** 175

**Opening Day Age:** 37 (November 27, 1978)

**Birthplace/Residence:** Oakland, Calif./Tampa, Fla.

**First Pro Contract:** Philadelphia Phillies, selected in the second round, June 1996 First-Year Player Draft.

**Sox Acquisition:** Signed as a minor league free agent, February 22, 2016.

**Major League Service:** 15 years, 15 days.

**Contract Status:** Signed through 2016.

### 2015 SEASON

- Spent his first season with the Dodgers after 19 seasons in the Philadelphia organization ... played in 134 games at shortstop (128 starts).
- Led all National League shortstops with 71 runs scored and ranked fifth with a .983 fielding percentage, committing just nine errors in 526 chances.
- Hit .261 (49-188) over his final 54 games, compared to .204 (67-329) over his first 90 contests ... batted .297 (33-111) with a .339 on-base percentage vs. right-handed pitchers.
- Made his 15th straight Opening Day start at shortstop on 4/6 vs. San Diego, going 2-4 with a game-winning, three-run home run in the eighth inning off Shawn Kelly.
- Went 4-5 with a double, home run and two RBI (900th career) on 5/15 vs. Colorado.
- Homered in three straight games from 7/23-25 at the Mets, becoming the first Dodger shortstop to accomplish the feat since Glenn Wright on 7/26-27/30.
- Hit his 500th career double on 8/22 at Houston, joining David Ortiz, Albert Pujols, Adrian Beltré, Alex Rodríguez and Carlos Beltrán as the only active players to reach that milestone.
- Missed several games in September with a sprained right index finger.
- Appeared in four games in NLDS vs. the Mets, going 1-7.

### CAREER HIGHLIGHTS

- Is one of three players in major-league history with 500 career doubles, 100 triples, 200 home runs and 400 stolen bases, joining Johnny Damon and Paul Molitor.
- Is one of four players in major-league history with 20-plus doubles, triples, home runs and stolen bases in a season.
- His 2,192 games played at shortstop rank ninth in major-league history and first among active players ... his 2,422 career hits rank 14th all-time among switch-hitters.
- Ranks third among active players with 114 triples, fourth with 1,396 runs scored and fourth with 464 stolen bases.
- Was named NL Most Valuable Player in 2007, is a three-time All-Star (2001-02, '05), four-time Gold Glove Award winner (2007-09, '12) and won the Silver Slugger Award in 2007.
- Is the 10th former MVP to play for the White Sox, joining Roger Peckinpaugh (1925), Phil Cavaretta (1945), Bob Elliott (1947), Nellie Fox (1959), Dick Allen (1972), George Foster (1977), Jose Canseco (1988), Frank Thomas (1993-94) and Ken Griffey Jr. (1997).
- Has recorded 100-plus runs scored six times, 180-plus hits five times, 30-plus doubles 10 times, 10-plus triples five times and 30-plus steals 10 times.
- His 46 leadoff home runs rank fourth in major-league history behind Rickey Henderson (81), Alfonso Soriano (54) and Craig Biggio (53).
- Has appeared in 50 career postseason games and helped the Phillies win the 2008 World Series and the 2009 NL pennant.

### ROLLINS AMONG ACTIVE PLAYERS

Category	Rank	No.
Triples	3rd	114
Runs Scored	4th	1,396
Stolen Bases	4th	464
At-Bats	4th	9,145
Doubles	5th	503
Hits	6th	2,422
XBH	7th	846
Total Bases	7th	3,840
Games	7th	2,234
Walks	9th	797

### MLB GAMES PLAYED LEADERS AT SS

Player	No.
Omar Vizquel	2,709
Derek Jeter	2,674
Luis Aparicio	2,583
Ozzie Smith	2,511
Cal Ripken Jr.	2,302
Larry Bowa	2,222
Ozzie Smith	2,218
<b>Jimmy Rollins</b>	<b>2,192</b>
Dave Concepcion	2,178
Rabbit Maranville	2,153

### 2014 SEASON

- Led NL shortstops with 76 runs scored and ranked fourth with 17 home runs in his 15th and final season with Philadelphia.
- Topped major-league shortstops in fielding percentage (.988) for the third time in his career.
- Ranked among the NL leaders in pitches per plate appearance (5th, 4.14), stolen bases (T8th, 28) and stolen base percentage (10th, 82.4).
- Hit 10 or more home runs for the 11th time in his career, second-most in Phillies history behind Mike Schmidt (16) ... drew a career-high 64 walks, including an NL-best 22 in May.
- Made his 14th consecutive Opening Day start at shortstop on 3/31 at Texas, breaking the NL record for consecutive seasons starting at shortstop on Opening Day with the same franchise.
- In that game, became the second Phillies player since 1900 to hit a grand slam on Opening Day ... the slam was his fourth career and also his 200th career home run as he became the 19th player in major-league history to record 400 doubles, 100 triples and 200 homers.
- Hit his second career game-ending home run on 4/12 vs. Miami, a solo shot off Dan Jennings.
- Collected his 2,235th career hit on 6/14 vs. the Cubs, breaking the franchise record held by Hall-of-Famer Mike Schmidt.
- Compiled a 15-game hitting streak from 6/5-21, the second-longest streak of his career.
- Rollins, 1B Ryan Howard and 2B Chase Utley started their 887th regular-season game together for the Phillies, setting the major-league record for most games started at those positions ... broke the mark of 886 held by the Dodgers trio of 1B Steve Garvey, 2B Davey Lopes and SS Bill Russell.
- Recorded his 800th career extra-base hit on 8/20 vs Seattle ... stole his 450th career base on Aug. 23 vs St. Louis.
- Posted his 658th career multihit game on 9/1 at Atlanta, breaking the franchise record held by Richie Ashburn.
- Left the game on 9/8 vs Pittsburgh with a strained left hamstring and missed the rest of the season.
- Named co-winner of the Roberto Clemente Award, along with Paul Konerko of the White Sox.

## 2013 SEASON

- Made his 13th consecutive Opening Day start for the Phillies, tying Dave Concepcion (1974-86) for the longest streak by a NL shortstop.
- Ranked among the NL leaders in games played (T5th, 160), stolen base percentage (T8th, 78.6) stolen bases (T9th, 22) and doubles (T10th, 36).
- Hit his 433rd career double on 5/15 vs. Cleveland, breaking the franchise record held by Hall-of-Famer Ed Delahanty.
- Hit his 45th career leadoff home run on 7/20 at New York-NL to extend his franchise record.
- Played for Team USA in the World Baseball Classic, hitting .345 (9-28) in six games.

## 2012 SEASON

- Won his fourth Rawlings Gold Glove Award ... led NL shortstops in runs scored (102) and extra-base hits (61), ranked second in homers (23) and third in RBI (68).
- Became the first shortstop in Phillies history to lead the team in home runs and RBI (T1st).
- Recorded his fourth season with 20-plus homers and 30-plus steals, tied for the third-most in MLB history behind Bobby Bonds (9) and Barry Bonds (7).
- Joined Houston's Craig Biggio, Cincinnati's Barry Larkin and Milwaukee's Paul Molitor as the only players in major-league history to record 2,000 hits, 350 stolen bases and 150 home runs for one team.
- Hit six leadoff homers to extend his franchise record.
- Missed three games from 5/21-23 while on the Paternity List for the birth of his daughter, Camryn.
- Hit his fourth career inside-the-park homer on 7/31 at Washington, becoming the active leader in that category.
- Played in his 1,731st game at shortstop on 8/14 at Miami, setting a new Phillies (previously Larry Bowa, 1,730) ... recorded his 2,000th career hit on 9/4 at Cincinnati ... collected his 400th career stolen base on 9/13 at Houston.
- Missed the final three games of with a strained right calf.

## 2011 SEASON

- Ranked second among NL shortstops with a .988 fielding percentage (fourth-best in the majors).
- Recorded his ninth season with at least 30 steals ... recorded two leadoff homers, extending his club record to 37.
- Was the seventh-hardest batter to strikeout in the NL (one strikeout per 10.69 plate appearances).
- Ranked among NL shortstop leaders in home runs (2nd, 16), stolen bases (2nd), walks (2nd, 56), runs scored (3rd, 87), hits (4th, 152) and RBI (4th, 63).
- Homered from both sides of the plate on 7/20 at the Cubs, becoming the first Phillie to do it twice in his career (also 8/12/06 vs. the Reds) ... it was his seventh career multihomer game.
- Missed 18 games after being placed on the disabled list on 8/22 with a strained right groin ... was reinstated on 9/8.
- Appeared in five postseason games, going 9-20 (.450) with four doubles ... set a Phillies record for most hits, doubles and multihit games (4) in the NLDS.

## 2010 SEASON

- Appeared in just 88 games due to injuries ... the 88 games were his lowest since 2000 (14 games).
- Hit his 34th career leadoff home run on 4/11 at Houston and 35th on 9/1 at the Dodgers.
- Was placed on the disabled list on 4/13 with a strained right calf ... played with Class A Clearwater during a rehab assignment ... was returned from his rehab assignment and reinstated from the DL on 5/17.
- Appeared in five games before being placed on the DL for a second time on 5/22 with a right calf strain ... was reinstated on 6/22.

## ROLLINS AMONG ACTIVE LEADERS

Player	3B	Player	SB
Carl Crawford	122	Ichiro Suzuki	498
Jose Reyes	117	Carl Crawford	480
<b>Jimmy Rollins</b>	<b>114</b>	Jose Reyes	479
Ichiro Suzuki	91	<b>Jimmy Rollins</b>	<b>465</b>
Curtis Granderson	84	Michael Bourn	326
		Alex Rodriguez	326

Player	Runs	Player	Hits
Alex Rodriguez	2,002	Alex Rodriguez	3,070
Albert Pujols	1,599	Ichiro Suzuki	2,935
Carlos Beltran	1,449	Adrian Beltre	2,767
<b>Jimmy Rollins</b>	<b>1,396</b>	Albert Pujols	2,666
Ichiro Suzuki	1,348	Carlos Beltran	2,454
		<b>Jimmy Rollins</b>	<b>2,422</b>

Player	AB	Player	2B
Alex Rodriguez	10,341	David Ortiz	584
Adrian Beltre	9,712	Albert Pujols	583
Ichiro Suzuki	9,362	Adrian Beltre	560
<b>Jimmy Rollins</b>	<b>9,145</b>	Alex Rodriguez	541
Carlos Beltran	8,749	<b>Jimmy Rollins</b>	<b>503</b>
		Carlos Beltran	503

- Recorded his first career game-ending home run on 6/23 vs. Cleveland, a two-run shot off Kerry Wood ... collected his 150th career homer on 7/3 at Pittsburgh.
- Left the game on 9/8 vs. Florida with tightness in his right hamstring and missed the next 14 games.
- Recorded is third career grand slam on 10/1 at Atlanta.
- Had offseason surgery on 12/9 to remove a ganglion cyst in his left wrist (performed by Dr. Randall Culp).

## 2009 SEASON

- Won his third consecutive Rawlings Gold Glove Award ... led all MLB shortstops with a .990 fielding percentage (six errors).
- Recorded his sixth straight 30-steal season ... led the NL in at-bats (672) for the fourth time.
- Hit five leadoff homers, extending his club record to 33.
- Established a franchise record by playing 86 straight games from 5/31-9/9 without making an error ... snapped his own record of 54 games set in 2007.
- Connected on his first career pinch-hit homer on 4/19 vs. San Diego ... recorded his 1,500th career hit and stole his 300th base on 5/21 at Cincinnati ... became just the third Phillies player with 300-plus doubles and 300-plus steals (also Ed Delahanty and Sherry Magee).
- Hit his second career grand slam and drove in five runs on 7/25 vs. St. Louis ... homered in three straight games from 8/2-5 ... recorded a multihomer game on 8/25 at Pittsburgh.
- Went 15-64 (.234) with three doubles and five RBI over 15 playoff games ... helped lead Philadelphia to its second consecutive NL pennant before losing to the Yankees in the World Series (six games).
- Hit a game-ending double in NLCS Game 4 vs. Dodgers.
- Played for Team USA in the World Baseball Classic ... was named to the All-WBC Tournament Team.

## 2008 SEASON

- Won his second consecutive Rawlings Gold Glove after leading all NL shortstops with a .988 fielding percentage.
- Ranked among the NL leaders in stolen base percentage (1st, 94.0), stolen bases (3rd, 47), triples (4th, 9) and average with RISP (10th, .318) ... was the seventh-hardest player in the league to strike out (11.4 PA/SO).
- Reached the following career milestones: 250th stolen base on 4/6 at Cincinnati and 300th double on 9/7-1 at the Mets.
- Left the game on 4/8 vs. Mets with a sprained left ankle (missed 10 games) ... was on the disabled list from 4/20-5/9.

- Recorded 39 consecutive stolen bases dating to 2007 before having the streak snapped on 7/26 vs. Atlanta.
- Helped lead the Phillies to a World Series win over Tampa Bay (five games) ... hit .237 (14-59) with four doubles, two homers and two RBI over 14 postseason games.
- Hit a pair of postseason leadoff homers: NLDS Game 4 at Milwaukee and NLCS Game 5 vs. Los Angeles-NL ... became the first player in MLB history to record three career leadoff home runs in the playoffs.

### 2007 SEASON

- Earned NL Most Valuable Players honors, becoming the fifth player in Phillies history to win the award, and first NL shortstop since Barry Larkin (1995).
- Also was honored with a Rawlings Gold Glove Award and NL Silver Slugger Award for shortstops.
- Became the first player in history to record 200 hits, 15 triples, 25 home runs and 25 stolen bases in a season.
- Was just the second Phillies player (Bobby Abreu, 2001 and 2004) and third MLB shortstop (Barry Larkin in 1996; Alex Rodriguez in 1998) to record a 30 HR/30 SB season ... established a club record with 20 triples ... established a MLB record with 716 at-bats.
- Recorded just the fourth season of 20 2B/20 3B/20 HR/20 SB in baseball history, joining Frank Schulte (1911), Hall-of-Famer Willie Mays (1957) and Curtis Granderson (2007).
- Established NL records for runs scored (139) and extra-base hits (88) by a shortstop ... led the NL in runs scored, triples (20), at-bats and multi-hit games (63).
- Connected on a single-season, franchise record nine leadoff home runs, extending his overall club record to 26.
- Homered on Opening Day vs. San Diego in his 4,000th career at-bat ... played in his 1,000th game on 5/25 at Florida.
- Recorded a 14-game hitting streak from 7/20-8/3, batting .365 (23-63) with four doubles, four triples, two homers and nine RBI ... registered multiple hits in seven straight games from 8/26-9/1 (.563, 18-32).
- Earned NL Player of the Week honors for 8/27-9/2.
- Went 2-11 (.182) in the Phillies three-game NLDS loss to Colorado ... hit Philadelphia's first postseason leadoff homer in Game 2 at Citizens Bank Park (also recorded four RBI).
- Earned the Mike Schmidt MVP Award from the Philadelphia chapter of the BBWAA.

### 2006 SEASON

- Set Philadelphia single-season records for homers (25) and runs scored (127) by a shortstop.
- Became just the third Phillies player since 1900 to score 100-plus runs in three straight seasons, joining Hall-of-Famer Chuck Klein (1929-33) and Bobby Abreu (1999-2002).
- Was just the second player in MLB history to register 10-plus doubles, 25-plus homers, 120-plus runs scored and 35-plus steals ... Alfonso Soriano (2002) also accomplished the feat.
- Ranked among the NL leaders in runs scored (2nd), extra-base hits (7th, 79), multihit games (8th, 57), hits (9th, 191), stolen bases (9th, 36), total bases (9th, 329) and doubles (10th, 45) ... led league shortstops in RBI, runs scored and total bases.
- Entered the season with a 36-game hitting streak and extended it to 38 before having it snappd on 4/6 vs. St. Louis.
- Hit his 62nd career home run on 5/2 vs. Florida, setting a new team record for homers by a shortstop ... established a club record with his 15th leadoff home run on 5/4 vs. Atlanta.
- Recorded his first three multihomer games: 6/13 vs. the Mets, 8/2 at St. Louis and 8/12 vs. Cincinnati.
- Registered his 1,000th career hit on 7/15 at San Francisco ... matched a club record with five runs scored on 8/2 at STL.
- Homered from both sides of the plate on 8/12 vs. the Reds, becoming just the third Phillie to accomplish the feat ... homered in three straight games from 9/23-25.

### ALL-TIME LEADOFF HOME RUN LEADERS

Player	No.
Rickey Henderson	81
Alfonso Soriano	54
Craig Biggio	53
<b>Jimmy Rollins</b>	<b>46</b>
Brady Anderson	44

### ALL-TIME FIELDING LEADERS AT SS

Player	Pct.
Troy Tulowitzki	.986
Omar Vizquel	.985
<b>Jimmy Rollins</b>	<b>.983</b>
J.J. Hardy	.983
Mike Bordick	.982

### 2005 SEASON

- Was named to his third NL All-Star Team ... led all league shortstops in hits (196), runs scored (115) and doubles (38).
- Became the first Phillies shortstop to score 100-plus runs in consecutive seasons.
- His 196 hits were the second-most by a Philadelphia player since 1979, trailing only Doug Glanville (204 in 1999).
- Connected on four leadoff homers: 4/20 vs. Colorado, 6/17 at Oakland, 9/25 at Cincinnati and 9/25 vs. the Mets ... collected five hits on 6/16 at Seattle (16 innings).
- Earned NL Player of the Week honors for the period of 9/12-18 ... hit .452 (14-31) with four doubles and 14 RBI.
- Recorded 49 hits in September, the most by a Philadelphia player in the month since Pete Rose in 1979 (51).
- Ended the season on a club-record, 36-game hitting streak ... hit .379 (61-161) with 19 doubles, four doubles, three homers, 22 RBI, 35 runs scored and 15 stolen bases during the streak.
- The hitting streak stood as the ninth-longest in history, fourth-longest in NL history and the longest by a full-time shortstop.

### 2004 SEASON

- Tied for first in the NL in triples (12), ranked third in runs (119), tied for fourth in hits (190), ranked eighth in stolen bases (30) and multihit games (55) and tied for ninth in doubles (43).
- Established a Phillies record for runs scored by a shortstop ... ranked second among NL leadoff hitters in doubles (35) and RBI (64) and fourth in average (.299).
- Grounded into a double play once every 164.3 at-bats, the best mark in the NL.
- Connected on two inside-the-park home runs: 6/20 vs. Kansas City and 8/4 at San Diego.
- Recorded two triples on 8/25 at Houston ... hit a game-winning solo homer in the 10th inning on 9/23 at Florida.
- Hit his first career grand slam on 10/3 vs. the Marlins.

### 2003 SEASON

- Led the Phillies and tied for third among NL shortstops with 42 doubles ... became just the second shortstop in franchise history to record 40-plus doubles (Dick Bartell, 1931-32).
- Tied for ninth in the NL with six triples ... ranked second among league shortstops with a .979 fielding percentage.
- Tied his career high with five hits and established a career high with three doubles on 4/5 vs. Pittsburgh.
- Stole his 100th career base on 9/27 vs. Atlanta.

### 2002 SEASON

- Made his second consecutive All-Star Team, becoming the first shortstop in MLB history and first in Philadelphia history to be named an All-Star in his first two full seasons.
- Led the NL in triples (10) and tied for seventh in stolen bases (31) ... ranked second among NL shortstops with a .980 fielding percentage (14 E/695 TC).
- Connected on a leadoff home run in back-to-back games on 5/16-17 at Arizona.
- Went 2-2 with two runs scored in the Midsummer Classic at Miller Park.
- Recorded a career-high five hits on 8/11 at the Dodgers ... all five hits were singles, tying a club record (14th time).
- Was a member of the MLB All-Star Team that toured Japan in November.

## 2001 SEASON

- Finished third in the NL Rookie of the Year balloting following his first full season in the major-leagues.
- Was named to the Topps Major League Rookie All-Star Team (voted by MLB managers).
- Ranked among the NL rookie leaders in hits (2nd, 180), doubles (2nd, 29), runs scored (2nd, 97), walks (2nd, 48), total bases (2nd, 275), extra-base hits (2nd, 55), home runs (3rd, 14), RBI (3rd, 54), average (4th, .274) and slugging (5th, .419).
- Became the first player since Lou Brock in 1968 to lead the NL in both triples (12) and stolen bases (46) ... was the first rookie to accomplish the feat since Minnie Minoso in 1951.
- Was the first Phillies rookie All-Star since Tyler Green in 1995 and first shortstop since Larry Bowa in 1979.
- Connected on his first major-league home run on 5/2 vs. Colorado (off Brian Bohanon).
- Established a Philadelphia record by recording 35 consecutive stolen bases without being thrown out ... streak ended on 8/26 vs. Arizona (Damian Miller).
- Set a Phillies single-season record for steals by a shortstop, eclipsing Bowa's record of 39 in 1974.
- Was rated the fifth-best rookie in the majors (third-best in NL) by *Baseball America*.

## 2000 SEASON

- Spent most of 2000 with Class AAA Scranton/Wilkes-Barre before making his debut with Philadelphia in September.
- Was recalled on 9/17 and made his major-league debut that afternoon vs. Florida, going 2-4 with a walk and stolen base ... tripled off Chuck Smith in his first at-bat for his first career hit.
- Was one of just two International League players (also Mark Bellhorn) to record 10-plus doubles, triples and homers.
- Was named the IL and Philadelphia Minor League Player of the Week for 7/9-15.
- Was rated by *Baseball America* as the No. 1 Prospect in the Phillies organization.

## 1999 SEASON

- Combined to hit .268 (146-545) with 22 doubles, eight triples, 11 home runs, 56 RBI and 81 runs scored in 137 games between Class A Reading and Class AAA Scranton/Wilkes-Barre.
- Spent most of the season with Reading before being promoted to Scranton on 9/3, appearing in four games.
- Led Reading in games (133) and hits (145) ... was the Phillies Minor League Player of the Week for 7/5-11.
- Played for Zulia in the Venezuelan Winter League.

## 1998 SEASON

- Spent the entire season with Class A Clearwater ... was named a Florida State League midseason All-Star.
- Led all FSL shortstops in fielding percentage (.952)

## 1997 SEASON

- Was selected as a South Atlantic League mid and postseason All-Star with Class A Piedmont.
- Led Phillies minor leaguers in hits (151) and steals (46).
- Was named the co-winner of the Paul Owens Award as the best player in the Philadelphia system.
- Chosen as Phillies' May Minor League Player of the Month.

## 1996 SEASON

- Made his professional debut with Advanced Rookie Martinsville ... was recommended/signed by Bob Poole.

## COMMUNITY INVOLVEMENT

- Was the Phillies nominee for the Roberto Clemente Award in 2005, 2008, 2012 and 2014 ... shared the national award with the White Sox Paul Konerko in 2014.
- Started the Jimmy Rollins Family Foundation, which supports families struggling financially ... during his time in Philadelphia, raised over \$1 million to benefit local charities ... started the "J-Roll's Readers" club in 2002 through his involvement as chairman of the Philadelphia Reads program.
- Developed charitable ticket program, "JRoll's Aces," to give disadvantaged students with game tickets, T-shirts and concessions ... was the 2008 recipient of the John Wanamaker Award, presented to the athlete, team or organization which has done the most to reflect credit upon Philadelphia and to the team or sport in which they excel.

## MISCELLANEOUS/PERSONAL

- Married Johari ... has two daughters: Camryn Drew and Logan Aliya ... brother, Antwon, spent time in the Texas and Montreal farm systems.
- Received a lifetime achievement award following the 2012 season from the Philadelphia Sports Writers Association.
- Worked as a pre and postgame analyst for FOX during the 2013 World Series.
- Appeared in several MC Hammer and Mavis Staples music videos in the late 80s and early 90s.
- Is a 1996 graduate of Encinal (Calif.) High School ... was selected to the All-USA High School Baseball team by USA Today after setting 10 school records.



### CAREER PLAYING RECORD

YEAR	CLUB	AVG	G	AB	R	H	TB	2B	3B	HR	RBI	SH	SF	HB	BB	SO	SB	CS	OBP	SLG	E
1996	Martinsville	.238	49	172	22	41	49	3	1	1	16	1	0	2	28	20	11	5	.351	.285	20
1997	Piedmont	.270	139	560	94	151	207	22	8	6	59	9	3	0	52	80	46	6	.330	.370	26
1998	Clearwater	.244	119	495	72	121	175	18	9	6	35	4	3	4	62	23	9	.306	.354	29	
1999	Reading	.273	133	532	81	145	215	21	8	11	56	12	2	1	51	47	24	13	.336	.404	22
	Scranton	.077	4	13	0	1	2	1	0	0	0	1	0	0	1	1	1	0	.143	.154	1
2000	Scranton	.274	133	470	67	129	215	28	11	12	69	5	7	2	49	55	24	7	.341	.457	26
	PHILADELPHIA	.321	14	53	5	17	20	1	1	0	5	0	0	0	2	7	3	0	.345	.377	1
2001	PHILADELPHIA	.274	158	*656	97	180	275	29	*12	14	54	9	5	2	48	108	*46	8	.323	.419	14
2002	PHILADELPHIA	.245	154	*637	82	156	242	33	*10	11	60	6	4	4	54	103	31	13	.306	.380	14
2003	PHILADELPHIA	.263	156	628	85	165	243	42	6	8	62	5	2	0	54	113	20	12	.320	.387	14
2004	PHILADELPHIA	.289	154	657	119	190	299	43	*12	14	73	6	2	3	57	73	30	9	.348	.455	9
2005	PHILADELPHIA	.290	158	677	115	196	292	38	11	12	54	2	2	4	47	71	41	6	.338	.431	12
2006	PHILADELPHIA	.277	158	689	127	191	329	45	9	25	83	0	7	5	57	80	36	4	.334	.478	11
2007	PHILADELPHIA	.296	162	*716	*139	212	380	38	*20	30	94	0	6	7	49	85	41	6	.344	.531	11
2008	Clearwater	.000	1	3	2	0	0	0	0	0	0	0	0	0	1	0	0	0	.250	.000	0
	PHILADELPHIA	.277	137	556	76	154	243	38	9	11	59	3	3	5	58	55	47	3	.349	.437	7
2009	PHILADELPHIA	.250	155	*672	100	168	284	43	5	21	77	2	5	2	44	70	31	8	.296	.423	6
2010	Clearwater	.143	5	14	2	2	2	0	0	0	2	0	2	0	1	1	0	0	.176	.143	1
	PHILADELPHIA	.243	88	350	48	85	131	16	3	8	41	0	3	1	40	32	17	1	.320	.374	6
2011	PHILADELPHIA	.268	142	567	87	152	226	22	2	16	63	0	3	3	58	59	30	8	.338	.399	7
2012	PHILADELPHIA	.250	156	632	102	158	270	33	5	23	68	2	3	0	62	96	30	5	.316	.427	13
2013	PHILADELPHIA	.252	160	600	65	151	209	36	2	6	39	3	3	1	59	93	22	6	.318	.348	11
2014	PHILADELPHIA	.243	138	538	78	131	212	22	4	17	55	3	3	1	64	100	28	6	.323	.394	7
2015	LOS ANGELES-NL	.224	144	517	71	116	185	24	3	13	41	1	1	0	44	86	12	8	.285	.358	9
<b>MINOR TOTALS</b>		.261	583	2259	340	590	865	93	37	36	237	32	17	9	224	266	129	40	.328	.383	125
<b>MLB TOTALS</b>		.265	2234	9145	1396	2422	3840	503	114	229	928	42	52	38	797	1231	465	103	.325	.420	152

\*Led League

### CAREER TRANSACTIONS

- Selected by Philadelphia in the second round of the First-Year Player Draft (6/96).
- On Philadelphia disabled list with a sprained left ankle (4/20-5/9/08); included rehab assignment to Class A Clearwater (5/7-9/08).
- On Philadelphia disabled list with a strained right calf (4/13-5/17/10); included rehab assignment to Class A Clearwater (5/15-17/10).
- On Philadelphia disabled list with a strained right calf (5/22-6/22/10); included rehab assignment to Class A Clearwater (6/15-22/10).
- On Philadelphia disabled list with a strained right groin (8/22-9/8/11).
- Traded by Philadelphia to Los Angeles-NL in exchange for pitchers Zach Eflin and Tom Windle (12/19/14).
- Signed by the White Sox as a free agent (2/22/16).

### CAREER FIELDING STATISTICS

POSITION	PCT	G	GS	TC	PO	A	E	DP	POSITION	PCT	G	GS	TC	PO	A	E	DP
Shortstop	.983	2192	2159	9140	2935	6053	152	1231	Second Base	.000	1	0	0	0	0	0	0

### CAREER GAME BESTS AND HOME RUN INFORMATION

- HITS** — 5 (3x, last 8/26/08 vs. NYM) ... **HR** — 2 (9x, last 7/11/14 vs. Was.) ... **RBI** — 5 (7/25/09 vs. STL)
- RUNS** — 5 (8/2/06 at STL) ... **SB** — 3 (4x, last 7/11/09 vs. Pit.) ... **HITTING STREAK** — 38 games (8/23/05-4/5/06)
- GAME-ENDING HOME RUNS** — 2 (4/12/14 vs. Mia.) ... **GS** — 4 (5/31/14 at Tex.)
- MULTIHR GAMES** — 9 (7/11/14 vs. Was.) ... **PINCH-HIT HOME RUNS** — 2 (7/30/14 at NYM)
- INSIDE-THE-PARK HOME RUNS** — 4 (7/31/12 at Was.) ... **LEADOFF HOME RUNS** — 46 (5/18/14 vs. Cin.)

### DIVISION SERIES RECORD

YEAR	CLUB	AVG	G	AB	R	H	TB	2B	3B	HR	RBI	SH	SF	HB	BB	SO	SB	CS	OBP	SLG	E
2007	Phi. vs. Col.	.182	3	11	1	2	7	0	1	1	4	0	0	0	2	3	1	0	.308	.636	0
2008	Phi. vs. Mil.	.375	4	16	2	6	11	2	0	1	1	0	0	0	1	2	1	1	.412	.688	1
2009	Phi. vs. Col.	.263	4	19	1	5	6	1	0	0	0	0	0	0	5	0	0	0	.263	.316	1
2010	Phi. vs. Cin.	.091	3	11	1	1	1	0	0	0	0	0	0	0	2	0	0	0	.231	.091	0
2011	Phi. vs. STL	.450	5	20	6	9	13	4	0	0	0	0	0	1	1	2	1	.476	.650	0	
2015	LAD vs. NYM	.143	4	7	0	1	1	0	0	0	0	0	0	0	2	0	0	0	.143	.143	0
<b>TOTALS</b>		.286	23	84	11	24	39	7	1	2	5	0	0	0	6	13	4	2	.333	.464	2

### LEAGUE CHAMPIONSHIP SERIES RECORD

YEAR	CLUB	AVG	G	AB	R	H	TB	2B	3B	HR	RBI	SH	SF	HB	BB	SO	SB	CS	OBP	SLG	E
2008	Phi. vs. LAD	.143	5	21	4	3	6	0	0	1	1	0	0	0	2	8	2	0	.217	.286	0
2009	Phi. vs. LAD	.227	5	22	5	5	7	2	0	0	3	0	0	2	0	3	0	0	.292	.318	0
2010	Phi. vs. S.F.	.261	6	23	0	6	7	1	0	0	4	0	0	0	2	7	2	1	.320	.304	1
<b>TOTALS</b>		.212	16	66	9	14	20	3	0	1	8	0	0	2	4	18	4	1	.278	.303	1



### WORLD SERIES RECORD

YEAR	CLUB	AVG	G	AB	R	H	TB	2B	3B	HR	RBI	SH	SF	HB	BB	SO	SB	CS	OBP	SLG	E
2008	Phi. vs. T.B.	.227	5	22	4	5	7	2	0	0	0	1	0	0	1	3	0	1	.261	.318	1
2009	Phi. vs. NYY	.217	6	23	3	5	5	0	0	0	2	0	1	0	5	2	3	0	.345	.217	1
<b>TOTALS</b>		<b>.222</b>	<b>11</b>	<b>45</b>	<b>7</b>	<b>10</b>	<b>12</b>	<b>2</b>	<b>0</b>	<b>0</b>	<b>2</b>	<b>1</b>	<b>1</b>	<b>0</b>	<b>6</b>	<b>5</b>	<b>3</b>	<b>1</b>	<b>.308</b>	<b>.267</b>	<b>2</b>

### ALL-STAR GAME RECORD

YEAR	CLUB	AVG	G	AB	R	H	TB	2B	3B	HR	RBI	SH	SF	HB	BB	SO	SB	CS	OBP	SLG	E
2001	N.L., Seattle	—	1	0	0	0	0	0	0	0	0	0	0	0	1	0	1	0	1.000	—	0
2002	N.L., Milwaukee	1.000	1	2	2	2	2	0	0	0	0	0	0	0	0	0	0	0	1.000	1.000	0
2005	N.L., Detroit	1.000	1	1	0	1	1	0	0	0	0	0	0	0	0	0	0	0	1.000	1.000	0
<b>TOTALS</b>		<b>1.000</b>	<b>3</b>	<b>3</b>	<b>2</b>	<b>3</b>	<b>3</b>	<b>0</b>	<b>0</b>	<b>0</b>	<b>0</b>	<b>0</b>	<b>0</b>	<b>0</b>	<b>1</b>	<b>0</b>	<b>1</b>	<b>0</b>	<b>1.000</b>	<b>1.000</b>	<b>0</b>

### WORLD BASEBALL CLASSIC RECORD

YEAR	CLUB	AVG	G	AB	R	H	TB	2B	3B	HR	RBI	SH	SF	HB	BB	SO	SB	CS	OBP	SLG	E
2009	United States	.417	8	24	4	10	18	1	2	1	4	0	0	0	4	2	4	1	.500	.750	0
2013	United States	.345	6	28	4	9	10	1	0	0	0	0	0	0	1	5	1	1	.345	.357	0
<b>TOTALS</b>		<b>.365</b>	<b>14</b>	<b>52</b>	<b>8</b>	<b>19</b>	<b>28</b>	<b>2</b>	<b>2</b>	<b>1</b>	<b>4</b>	<b>0</b>	<b>0</b>	<b>0</b>	<b>5</b>	<b>7</b>	<b>5</b>	<b>2</b>	<b>.421</b>	<b>.635</b>	<b>0</b>



White Sox legend Paul Konerko and Jimmy Rollins were named co-winners of the 2014 Roberto Clemente Award, presented by Chevrolet. Both players were honored prior to Game 3 of the 2014 World Series at San Francisco's AT&T Park.



**BILLY PIERCE**  
**1927-2015**

# 40-MAN ROSTER

No.	Pitchers (21)	B	T	HT	WT	Born	Birthplace	Residence
34	Matt Albers	L	R	6-1	225	1/20/83	Houston, Texas	The Woodlands, Texas
54	Chris Beck	R	R	6-3	225	9/4/90	Commerce, Ga.	Buford, Ga.
63	Brandon Brennan	R	R	6-4	220	7/26/91	Mission Viejo, Calif.	San Juan Capistrano, Calif.
67	Scott Carroll	R	R	6-4	215	9/24/84	Kansas City, Mo.	Liberty, Mo.
50	John Danks	L	L	6-1	210	4/15/85	Austin, Texas	Nashville, Tenn.
33	Zach Duke	L	L	6-2	210	4/19/83	Clifton, Texas	Gallatin, Tenn.
43	Dan Jennings	L	L	6-3	210	4/17/87	Berkeley, Calif.	Palm Beach Gardens, Fla.
45	Erik Johnson	R	R	6-3	230	12/30/89	Mountain View, Calif.	Los Altos, Calif.
65	Nate Jones	R	R	6-5	220	1/28/86	Butler, Ky.	Butler, Ky.
48	Tommy Kahnle	R	R	6-1	235	8/7/89	Latham, N.Y.	Albany, N.Y.
38	Mat Latos	R	R	6-6	245	12/9/87	Alexandria, Va.	Miami Beach, Fla.
52	Jake Petricka	R	R	6-5	205	6/5/88	Faribault, Minn.	Savage, Minn.
58	Zach Phillips	L	L	6-1	200	9/21/86	Sacramento, Calif.	Goodyear, Ariz.
57	Zach Putnam	R	R	6-2	220	7/3/87	Rochester, Mich.	Ann Arbor, Mich.
62	Jose Quintana	R	L	6-1	220	1/24/89	Arjona, Colombia	Barranquilla, Colombia
30	David Robertson	R	R	5-11	195	4/9/85	Birmingham, Ala.	Chicago, Ill.
55	Carlos Rodon	L	L	6-3	235	12/10/92	Miami, Fla.	Holly Springs, N.C.
49	Chris Sale	L	L	6-6	180	3/30/89	Lakeland, Fla.	Fort Myers, Fla.
44	Jacob Turner	R	R	6-5	215	5/21/91	St. Charles, Mo.	St. Charles, Mo.
40	Daniel Webb	R	R	6-3	215	8/18/89	Paducah, Ky.	Paducah, Ky.
66	Michael Ynoa	R	R	6-7	210	9/24/91	Puerto Plata, D.R.	Puerto Plata, D.R.
No.	Catchers (4)	B	T	HT	WT	Born	Birthplace	Residence
31	Alex Avila	L	R	5-11	210	1/29/87	Hialeah, Fla.	Davie, Fla.
36	Rob Brantly	L	R	6-1	195	7/14/89	San Diego, Calif.	Davie, Fla.
27	Dioner Navarro	S	R	5-9	215	2/9/84	Caracas, Venezuela	Riverview, Fla.
61	Kevan Smith	R	R	6-4	230	6/28/88	Pittsburgh, Pa.	Pittsburgh, Pa.
No.	Infielders (9)	B	T	HT	WT	Born	Birthplace	Residence
79	Jose Abreu	R	R	6-3	255	1/29/87	Cienfuegos, Cuba	Miami, Fla.
22	Matt Davidson	R	R	6-3	230	3/26/91	Yucaipa, Calif.	Scottsdale, Ariz.
21	Todd Frazier	R	R	6-3	220	2/12/86	Toms River, N.J.	Toms River, N.J.
28	Leury Garcia	S	R	5-8	170	3/18/91	Santiago, D.R.	Santiago, D.R.
25	Adam LaRoche	L	L	6-3	205	11/6/79	Orange County, Calif.	Ft. Scott, Kan.
15	Brett Lawrie	R	R	6-0	210	1/18/90	Langley, B.C.	Peoria, Ariz.
24	Mike Olt	R	R	6-2	210	8/27/88	New Haven, Conn.	Branford, Conn.
18	Tyler Saladino	R	R	6-0	200	7/20/89	San Diego, Calif.	San Diego, Calif.
5	Carlos Sanchez	S	R	5-11	195	6/29/92	Maracay, Venezuela	Maracay, Venezuela
No.	Outfielders (6)	B	T	HT	WT	Born	Birthplace	Residence
53	Melky Cabrera	S	L	5-10	210	8/11/84	Bajos De Haina, D.R.	Bajos De Haina, D.R.
1	Adam Eaton	L	L	5-8	185	12/6/88	Springfield, Ohio	Scottsdale, Ariz.
60	Daniel Fields	L	R	6-2	215	1/23/91	Detroit, Mich.	Detroit, Mich.
26	Avisail Garcia	R	R	6-4	240	6/12/91	Anzoategui, Venezuela	Anzoategui, Venezuela
41	Jerry Sands	R	R	6-4	225	9/28/87	Middletown, N.Y.	Wendell, N.C.
20	J.B. Shuck	L	L	5-11	195	6/18/87	Westerville, Ohio	Galion, Ohio

## White Sox 40-Man Roster (as of February 25, 2016)

1	Adam Eaton, OF	33	Zach Duke, LHP	54	Chris Beck, RHP
5	Carlos Sanchez, INF	34	Matt Albers, RHP	55	Carlos Rodon, LHP
15	Brett Lawrie, INF	36	Rob Brantly, C	57	Zach Putnam, RHP
18	Tyler Saladino, INF	38	Mat Latos, RHP	58	Zach Phillips, LHP
20	J.B. Shuck, OF	40	Daniel Webb, RHP	60	Daniel Fields, OF
21	Todd Frazier, INF	41	Jerry Sands, OF	61	Kevan Smith, C
22	Matt Davidson, INF	43	Dan Jennings, LHP	62	Jose Quintana, LHP
24	Mike Olt, INF	44	Jacob Turner, RHP	63	Brandon Brennan, RHP
25	Adam LaRoche, INF	45	Erik Johnson, RHP	65	Nate Jones, RHP
26	Avisail Garcia, OF	48	Tommy Kahnle, RHP	66	Michael Ynoa, RHP
27	Dioner Navarro, C	49	Chris Sale, LHP	67	Scott Carroll, RHP
28	Leury Garcia, INF	50	John Danks, LHP	79	Jose Abreu, INF
30	David Robertson, RHP	52	Jake Petricka, RHP		
31	Alex Avila, C	53	Melky Cabrera, OF		



# LIVE BASEBALL EVERY NIGHT? **SWEET.**



**LIVE LOOK-INS AND ANALYSIS ON MLB TONIGHT™  
PLUS 5 LIVE GAMES EACH WEEK**



**OUR NATIONAL PASTIME  
ALL THE TIME®**



**GO TO [FINDMLBNETWORK.COM](http://FINDMLBNETWORK.COM) FOR CHANNEL NUMBER**  
© 2016 MAJOR LEAGUE BASEBALL PROPERTIES, INC. ALL RIGHTS RESERVED.



# 2016 CHICAGO WHITE SOX SCHEDULE

## APRIL

SUN	MON	TUE	WED	THU	FRI	SAT
				1	2	
3	4 OAK 9:05 *CSN	5 OAK 9:05 WGN	6 OAK 9:05 WGN	7 OAK 2:35 *CSN	8 CLE 3:10 *CSN	9 CLE 1:10 *WGN
10	CLE 11 1:10 *CSN	MIN 12 3:10 *CSN	13 MIN 7:10 WPWR	14 MIN 12:10 CSN	15 TB 6:10 CSN	16 TB 5:10 WGN
17	TB 18 12:10 *CSN	LAA 19 7:10 *CSN	LAA 20 1:10 *CSN	LAA 21 1:10 *CSN	TEX 22 7:10 *CSN	TEX 23 1:10 *WGN
24	TEX 25 1:10 *CSN	TOR 26 6:07 CSN	TOR 27 6:07 CSN	BAL 28 6:05 CSN	BAL 29 6:05 CSN	BAL 30 6:05 WGN

## MAY

SUN	MON	TUE	WED	THU	FRI	SAT
1	BAL 2 12:35 CSN	3	4	5	6	7
8	MIN 9 1:10 *CSN	TEX 10 7:05 WPWR	11	12	13	14
15	NYJ 16 12:05 WGN	17	18	19	20	21
22	130 1:10 *CSN	CLE 23 7:10 *CSN	24	25	26	27
29	KC 30 1:15 CSN	NYM 31 12:10 CSN				

## JUNE

SUN	MON	TUE	WED	THU	FRI	SAT
			1	2	3	4
5	6	7	8	9	10	11
12	13	14	15	16	17	18
19	20	21	22	23	24	25
26	27	28	29	30	MIN 1 1:10 *CSN	MIN 2 1:10 *WGN

## JULY

SUN	MON	TUE	WED	THU	FRI	SAT
					1	2
3	4	5	6	7	8	9
10	ATL 11 1:10 *CSN	12	13	14	15	16
17	LAA 18 2:35 WGN	SEA 19 9:10 WGN	SEA 20 2:40 WGN	DET 21 7:10 *CSN	DET 22 7:10 *CSN	DET 23 6:10 *CSN
24	DET 25 1:10 *WGN	CUBS 26 7:10 *WPWR	CUBS 27 7:05 CSN	CUBS 28 7:05 WGN	MIN 29 7:10 CSN	MIN 30 6:10 WPWR

## AUGUST

SUN	MON	TUE	WED	THU	FRI	SAT
	1	2	3	4	5	6
7	8	9	10	11	12	13
14	15	16	17	18	19	20
21	22	23	24	25	26	27
28	29	30	31	DET 1 12:08 CSN	DET 2 12:08 CSN	DET 3 12:08 CSN

## SEPTEMBER

SUN	MON	TUE	WED	THU	FRI	SAT
				1	2	3
4	5	6	7	8	9	10
11	12	13	14	15	16	17
18	19	20	21	22	23	24
25	26	27	28	29	30	Oct 1 MIN 1 1:10 *CSN

HOME

AWAY

FIREWORKS

FAMILY SUNDAYS

FREE T-SHIRT THURSDAYS

Schedule as of 2/16/16. All times CST. Dates and opponents subject to change. SAT/SUN Game Times subject to change due to FOX/ESPN Schedules | CSN+ Comcast SportsNet Plus | WGN WGN-TV | WPWR-TV Ch. 50 CSN Comcast SportsNet | CSN+ Comcast SportsNet Plus | WGN WGN-TV | WPWR-TV Ch. 50  
All games broadcast on WLS Radio 690 AM and select games in Spanish on WPTO 1200 AM