

BALTIMORE ORIOLES (44-57) at CLEVELAND GUARDIANS (51-50)

RHP Charlie Morton (5-8, 5.58) vs. LHP Logan Allen (6-8, 4.06)

Thursday, July 24, 2025 • 1:10 p.m. ET • Progressive Field • Cleveland, OH

TV: MASN • Radio: 98 Rock 97.9 FM/HD2 & WBAL NewsRadio 1090 AM/101.5 FM

Game No. 102

Road Game No. 55

O's AT A GLANCE	
Overall	44-57
Home	22-25
Road	22-32
Day	21-23
Night	23-34
Current Streak	L3
Last 5 Games	1-4
Last 10 Games	3-7
March	3-2
April	9-16
May	9-18
June	16-11
July	7-10
August	-
September	-
vs. LHSP	12-17
vs. RHSP	32-40
Series Opener	17-16
Series Opener at Home	10-6
Series Opener on Road	7-10
By Series	9-19-4
By Home Series	6-9-1
By Road Series	3-10-3
Rubber Games	5-12
Sweeps/Were Swept	4-4
Scored First	32-19
Opponent Scored First	12-38
1-run games	12-12
Comeback Wins	19-26
Last AB Wins	4-11
Walkoff Wins	0-1
Extra Innings	3-4
Led After 6	37-7
Led After 7	38-7
Led After 8	42-0
Tied After 6	3-6
Tied After 7	4-5
Tied After 8	2-5
Behind After 6	4-44
Behind After 7	2-45
Behind After 8	0-52
vs. AL Teams	33-41
vs. AL East	14-15
vs. AL Central	8-19
vs. AL West	11-7
vs. NL Teams	11-16
vs. NL East	7-8
vs. NL Central	3-6
vs. NL West	1-2
Hit 0 HR	8-27
Hit 1+ HR	36-30
Hit 2+ HR	20-11
Scored 3 or Fewer Runs	10-41
Scored 4 or More Runs	34-16
Allowed 3 or Fewer Runs	33-3
Allowed 4 or More Runs	11-54
More Hits than Opponent	30-10
Fewer Hits than Opponent	13-43
Committed No Errors	31-27
Committed 1 or More Errors	13-30
Starter Goes at least 5 inn	35-28
Starter Goes at least 6 inn	23-9
Starter Goes at least 7 inn	8-3

ORIOLESPRESSBOX.COM

The 2025 Baltimore Orioles Media Guide, as well as the latest game notes, rosters, press releases, and other team information, can be found at [oriolespressbox.com](#).

BIRDLAND BITES: Baltimore wraps up a seven-game road trip today in Cleveland (0-3, 1 to play) after opening the post-break schedule at Tampa Bay (1-2)...The O's have lost seven of the last eight games since July 12 after winning six of seven from July 4-11 and have fallen 15.5 games behind the Blue Jays in the AL East and 9.5 games back of a Wild Card spot...The Orioles open a six-day, seven-game homestand tomorrow with the Rockies (3 G, 7/25-27) and Blue Jays (4 G, 7/28-30).

👤 **Zach Eflin** returned from the 15-day Injured List and allowed two runs on two hits and a walk with five strikeouts in 5.0 innings.

👤 The Orioles dropped to 0-52 this season when trailing entering the ninth inning last night...They are one of four clubs without a win when behind after eight innings, along with the White Sox (0-55), Pirates (0-54), and Mets (0-39).

ROSTER MOVES: The O's recalled right-handed pitcher **Kade Stroud** from Triple-A Norfolk and placed right-handed pitcher **Félix Bautista** (right shoulder discomfort) on the 15-day Injured List, retroactive to July 21.

SOUTHPAW SPEAK: The Orioles have posted a .617 OPS against left-handed pitching, second lowest in the majors this year ahead of the Pirates (.609)...That number drops to .605 against left-handed starting pitchers, second lowest in MLB ahead of the Rangers (.584)...Baltimore's .727 OPS against righties ranks 15th in the majors.

👤 Since June 11, Baltimore is slashing .256/.320/.397 off left-handed pitching...The O's .717 OPS ranks 16th in MLB during that time...The Birds entered that stretch with an MLB-low .555 OPS off southpaws, 40 points lower than the Guardians (.595 OPS).

RUN AND GUNN: **Gunnar Henderson** is batting .301/.375/.447 (47-for-156) with 11 doubles, two triples, four home runs, 22 runs scored, and 20 RBI in 44 games since June 1...During that time, he ranks among AL leaders in batting average (9th) and on-base percentage (13th).

👤 In his first 50 games through May, Henderson hit .254/.315/.433 (51-for-201) with 20 extra-base hits (11 2B, 2 3B, 7 HR).

👤 In 22 career games vs. Cleveland, he is batting .325/.398/.590 (27-for-83) with seven doubles, five home runs, and 15 RBI...His .325 average is the sixth highest against the Guardians among all active MLB players (min. 80 AB) behind DET's Andy Ibáñez (.363 AVG), WSH's Nathaniel Lowe (.346 AVG), SF's Rafael Devers (.331 AVG), KC's Vinnie Pasquantino (.330 AVG), and SD's Manny Machado (.326 AVG).

THE RAMÓN EMPIRE: In 44 games since May 14, **Ramón Laureano** is slashing .313/.374/.528 (51-for-163) with 11 doubles, eight home runs, 28 runs scored, and 33 RBI...His .313 average during that period ranks sixth in the AL (min. 150 PA).

👤 He recorded a season-high four RBI on Monday, his most since August 4, 2022 at Los Angeles-AL (also 4 RBI)...It marked his sixth career game with 4+ RBI.

👤 Eleven of his 16 career hits against Cleveland have gone for extra bases (5 2B, 6 HR).

ACTION JACKSON: **Jackson Holliday** has homered twice in the last four games since July 20 after going deep twice in his previous 16 games from June 28-July 19...He's also drawn a walk in three of the last four games after walking three times in 17 games from June 27-July 19.

👤 He's hit safely in five straight games (7-for-20) since July 19, his longest since a career-high 10-gamer from May 14 (G2)-May 24 (G1), 2025.

👤 Holliday has hit safely in eight of nine career games vs. the Guardians, including an active eight-game stretch, slashing .414/.485/.759 (12-for-29) in that span.

👤 He ranks third in the AL since May 14 with 68 hits, trailing TB's Yandy Díaz (75 H) and NYY's Cody Bellinger (71 H).

👤 Holliday's leadoff home run on Sunday at Tampa Bay was his second career game-opening blast (also 5/31 vs. CWS)...He's the first player with multiple leadoff home runs before turning 22 since CIN's Elly De La Cruz (2 HR) in 2023...The last such player with more than two was SEA's Julio Rodríguez (6 HR) in 2022, per the *Elias Sports Bureau*.

MILESTONE WATCH: **Cedric Mullins** is one home run shy of 100 for his career...With his next long ball, he would become the third player in team history (since 1954) to hit 100+ home runs and steal 100+ bases (currently at 138 SB), joining **Brady Anderson** (209 HR, 307 SB) and **Paul Blair** (126 HR, 167 SB).

FIREMEN: Baltimore relievers own an MLB-best 20.3 percent inherited scored rate (30 IRS/148 IR), ahead of New York-AL (25.9%)...**Keegan Akin** (4.2%, 1 IRS/24 IR) and **Seranthony Domínguez** (5.0%, 1 IRS/20 IR) have the two best inherited runners scored percentage in the majors.

👤 Both Akin's and Domínguez's marks would set the single season franchise record (since 1954), currently held by **Mark Thurmond** (10.5%, 1988)...Since 1974, only five relievers have finished a full season with an inherited scored rate below 5.0 percent during the year (excluding 2020, 1981, 1995, & 1994): SF's Josh Osich in 2016 (4.7%), HOU's Wilton Lopez in 2010 (3.0%), and AZ's Jorge De La Rosa in 2017 (3.0%).

👤 As a club, the 20.3 percent mark would be the lowest in a full-season in franchise history, ahead of 2014 (24.8%).

BIRDS ON THE FLY: The O's have swiped 18 bags since June 27, fourth most in the AL during that period, while going 18-for-25...Since May 19, the Orioles have swiped 49 bases, fifth most in MLB.

👤 The Orioles are one of five teams to have at least three players with 13+ SB (Mullins - 14 SB, Mateo - 14 SB, Henderson - 13 SB), along with the Brewers, Cubs, Rays, and Red Sox (all 4 players).

TROUBLE WITH TWO: Baltimore pitching has allowed a .190 opponent average with two strikes, the second-highest clip in the majors ahead of Colorado (.213 AVG).

👤 The O's have permitted a .270 batting average with two outs, the third-highest mark in MLB ahead of the Rockies (.282 AVG) and Athletics (.276 AVG).

👤 Birds batters are hitting .153 with two strikes, ranking 26th in the majors, while their .216 two-out average ranks 27th in MLB.

DAY 'N' NITE: Entering this season, the O's have won or split three straight road series in Cleveland, their longest such run since doing so in five consecutive series at Cleveland Stadium from September 15, 1981-August 2, 1983...Prior to this year, the O's had not dropped a set at Progressive Field since being swept in a four-game set from June 14-17, 2021.

O's vs. GUARDIANS		
Current Streak		L3
2025 Record		2-3
at Oriole Park at Camden Yards		2-1
at Progressive Field		0-3
All-Time (since 1954)		424-489
at Home		230-219
on Road		194-250
2025 Schedule		
Date	Score	Win/Loss/Save
4/15	L, 6-3	Allen/Morton/Clase
4/16	W, 9-1	Kremer/Williams
4/17	W, 6-2	Sugano/Bibee
7/21	L, 10-5	Bibee/Selby
7/22	L, 6-3	Cantillo/Young/Clase
7/23	L, 3-2	Gaddis/Selby/Clase
7/24		1:10 p.m. ET
Indicates Home		

O's ON THE ROAD	
Record	22-32
Team AVG/OBP/SLG	.227/.295/.362
Fielding Errors	34
Team ERA	4.87 (249 ER/460.1 IP)
Starters ERA	4.98 (150 ER/271.0 IP)
Bullpen ERA	4.75 (100 ER/189.1 IP)
Saves/Opps	12/20
Best Road Trip	.667 (4-2), 2x, last: 6/30-7/6
Worst Road Trip	.167 (1-5), 4/22-27

SPECIAL OPS	
Highest OPS Among SS, Since June 1	
1. Elly De La Cruz (CIN)937
2. Corey Seager (TEX)916
3. Willy Adames (SF)858
4. Gunnar Henderson (BAL)849
5. Trevor Story (BOS)844

RISPY BUISNESS	
Highest Batting Average with Runners in Scoring Position Since June 1	
1. Xavier Edwards (MIA)485
2. Gunnar Henderson (BAL)469
3. Nathan Lukes (TOR)458
4. Nolan Schanuel (LAA)452
5. Nick Kurtz (ATH)419

UPCOMING MILESTONES	
Colton Cowser	9 RBI shy of 100
Andrew Kittredge	2 K shy of 300
Cedric Mullins	1 HR shy of 100
Ryan O'Hearn	1 BB shy of 200

THIS DATE IN O'S HISTORY	
July 24, 1975 - The Orioles allow five home runs, including one from Hank Aaron, but they are all solo shots and Baltimore wins at Milwaukee, 10-7. Tommy Davis drives in two runs in the eighth inning to reach 1,000 career RBI.	
July 24, 2016 - Nolan Reimold hits a two-run walk-off home run off Cody Allen to beat Cleveland, 5-3.	

UPCOMING SCHEDULE					
DATE	OPPONENT	TIME	ORIOLES STARTER	OPPONENT STARTER	TV
July 25	COLORADO	7:05 p.m. ET	RHP Dean Kremer (8-7, 4.06)	LHP Kyle Freeland (2-10, 5.19)	MASN
July 26	COLORADO	7:05 p.m. ET	LHP Trevor Rogers (3-1, 1.74)	RHP Antonio Senzatela (4-13, 6.41)	MASN
July 27	COLORADO	1:35 p.m. ET	RHP Tomoyuki Sugano (7-5, 4.54)	LHP Austin Gomber (0-4, 6.03)	MASN
MASN and MASN2 games can also be streamed locally via MASN+ ...All games broadcast on the Orioles Radio Network and 98 Rock 97.9 FM/HD2 & WBAL NewsRadio 1090 AM/101.5 FM					

#50

CHARLIE MORTON

RHP



5-8, 5.58 ERA

HT: 6-5

WT: 215

DOB: 11/12/83

Age: 41

Bats: R

Throws: R

PITCH TYPE (2025)	USAGE	AVG. VELOCITY
Curveball	39.4%	81.4 mph
Fastball	30.0%	94.1 mph
Sinker	13.0%	93.8 mph
Changeup	10.5%	87.5 mph
Cutter	7.2%	88.3 mph

QUICK HITS: Morton is making his 22nd appearance (16th GS) of the season...Pitched in his 400th career game on June 19 at Tampa Bay...His 397 career starts are the fourth most among active players behind SF's Justin Verlander (543 GS), TOR's Max Scherzer (463 GS), and LAD's Clayton Kershaw (440 GS)...At 41 years, 142 days old in his home debut, became the oldest Orioles pitcher to record 10 strikeouts in a game in franchise history (since 1954), per [@SlangOnSports](#)...Signed a one-year contract with the Orioles on January 3, 2025...Made 30 starts with the Braves in 2024, going 8-10 with a 4.19 ERA (77 ER/165.1 IP) on 154 hits (23 HR), 85 total runs, 65 walks, and 18 hit batters with 167 strikeouts...Was on Atlanta's 2024 NLWC roster, but did not appear in a game...Has been part of World Series Championship teams with Atlanta (2021) and Houston (2017)...Closed out the Astros' title with 4.0 scoreless relief innings in Game 7 on November 1, 2017 at Los Angeles-NL.

LAST TIME OUT: Suffered the loss on July 18 at Tampa Bay after working 5.1 innings, allowing a season-high-tying seven runs (also 4/20 vs. CIN) on a season-high eight hits (2 HR) and three walks with four strikeouts...Threw 86 pitches, 56 strikes.
👉 His two home runs also matched a season high (also 4/3 vs. BOS).
👉 Has received zero runs of support in back-to-back starts and in three of his last four.

CLEVELAND ROCKS: Set to make his ninth career start opposite the Guardians, having gone 4-3 with a 3.21 ERA (17 ER/47.2 IP)...Faced Cleveland earlier this year on April 15 in Baltimore and took the loss, permitting five runs on seven hits (1 HR) and three walks with two strikeouts across 5.0 innings.

ROAD WOES: He has made nine appearances (7 GS) on the road, going 2-5 with a 6.81 ERA (28 ER/37.0 IP)...The 6.81 road ERA is fifth-highest in MLB (min. 35.0 IP) behind MIA's Sandy Alcantara (10.06 ERA), BOS' Walker Buehler (7.44 ERA), NYY's Will Warren (7.20 ERA), and LAD's Dustin May (7.07 ERA).

HIT ME WITH YOUR BEST SHOT: He is the second pitcher since 1900 with 194 hit batters, trailing Walter Johnson (207), per the *Elias Sports Bureau*...The next closest active player is ATL's Chris Sale (126).
👉 Morton has hit eight batters this season, tied for the most by an Oriole since 2022 (Kyle Bradish, 2023 & Jordan Lyles, 2022)...The last O's pitcher with more was Jorge López in 2021 (10 HBP).

STRIKE A POSE: Morton struck out eight batters in the first three innings in his start on June 13 vs. Los Angeles-AL...According to [@SlangOnSports](#), at 41 years and 213 days, Morton became the oldest pitcher since at least 1974 with 8+ strikeouts in the first three innings of a game...The only other 40+ year old to do so in that span is HOU's Nolan Ryan on June 28, 1987 at San Diego (40y, 148d)...Morton fanned 10 batters in that game for the second time this season (also 4/3 vs. BOS)...He's the first MLB pitcher at least 40 years old to have multiple 10+ strikeout games since TB's Rich Hill in 2021 (also 2)...No pitcher over 40 has struck out double-digit batters in three games in one season since AZ's Randy Johnson in 2008 (3 G)...No other Oriole has 10+ strikeouts in a game this season.

AHEAD OF THE CURVE: Opponents are batting .240 (36-for-150) with a .387 slugging percentage with five doubles, one triple, and five home runs off Morton's curveball this season...Of his 92 strikeouts this season, 52 have come via the curveball (56.5%).
👉 Morton has thrown curveballs on 43.5 percent of his pitches (353-of-811) in nine games, all starts, since May 26 after entering that game having used the pitch 35.1 percent of the time (272-of-776) in his first 12 appearances (6 GS) of the year.

LIKE FINE WINE: In his Orioles debut, at 41 years, 136 days old, Morton became the oldest pitcher in franchise history to start a game for the Orioles, surpassing **Orlando Peña** (39y, 177d) on May 13, 1973 (G1) at New York-AL...The oldest pitcher to ever appear in a game in club history is **Jesse Orosco** (42y, 160d) on September 28, 1999 at New York-AL.

MORTON'S 2025 GAMES														
DATE	OPP	SCORE	WHEN LEFT	DEC	IP	H	R	ER	BB	K	HR	PIT	STR	
3/28	at TOR	2-8	2-4	L	3.1	7	4	4	1	3	0	80	48	
4/3	vs. BOS	4-8	3-5	L	5.0	6	5	5	2	10	2	98	63	
4/8	at AZ	3-4	2-4	L	5.0	4	4	4	5	4	1	87	51	
4/15	vs. CLE	3-6	0-4	L	5.0	7	5	5	3	2	1	88	50	
4/20	vs. CIN	2-24	1-6	L	2.1	7	7	7	4	2	1	68	36	
4/26 (G2)	at DET	2-6	2-3	L	3.2	3	3	3	5	3	1	80	42	
4/29	vs. NYY	3-15	2-13	ND	2.1	3	1	0	1	2	0	43	28	
5/4	vs. KC	6-11	6-9	ND	1.0	3	2	2	0	0	1	24	15	
5/7	at MIN	2-5	2-3	L	4.0	4	3	3	1	2	1	70	41	
5/10	at LAA	2-5	1-5	ND	2.0	0	0	0	0	2	0	30	20	
5/14 (G2)	vs. MIN	6-8	6-5	ND	3.0	2	1	1	1	4	1	46	32	
5/17	vs. WSH	6-10	0-7	ND	4.1	2	1	1	1	6	0	62	43	
5/26	vs. STL	5-2	5-2	W	6.0	4	2	2	2	5	1	86	58	
6/1	vs. CWS	3-2	3-1	W	6.2	6	1	0	1	7	0	100	66	
6/7	at ATH	1-4	4-7	ND	2.1	6	4	4	4	5	0	76	42	
6/13	vs. LAA	2-0	2-0	W	5.0	5	0	0	1	10	0	78	57	
6/19	at TB	4-1	4-1	W	6.0	6	1	1	0	7	0	84	60	
6/24	vs. TEX	5-6 (10)	0-3	ND	5.0	4	3	3	2	3	0	100	65	
7/4	at ATL	3-2	3-2	W	5.1	6	2	2	1	7	1	97	66	
7/10	vs. NYM	3-1	0-1	ND	6.0	4	1	1	3	4	0	104	70	
7/18	at TB	1-11	0-6	L	5.1	8	7	7	3	4	2	86	56	
TOTALS					5-8	88.2	97	57	55	41	92	1587	1009 (63.6%)	
*Italics indicate relief appearance														

TOMORROW'S STARTER: RHP DEAN KREMER (8-7, 4.06)

LAST TIME OUT: Did not factor into the decision on July 19 at Tampa Bay after tossing 7.0 innings of one-run ball, scattering three hits and three walks with six strikeouts...In six starts since June 17, is 3-0 with a 2.00 ERA (8 ER/36.0 IP), a 0.97 WHIP, and a .203 opponent average (26-for-128).

vs. COLORADO Made his lone career start opposite the Rockies on August 31, 2024 at Coors Field and did not factor into the decision...Worked 3.1 innings, permitting four runs on six hits and one walk with three strikeouts.

2025 & CAREER SPLITS

2025						CAREER					
	W-L	ERA	G/S	IP	ER		W-L	ERA	G/S	IP	ER
Home	3-3	4.70	12/8	51.2	27		79-60	3.54	207/202	1158.2	454
Road	2-5	6.81	9/7	37.0	28		64-71	4.68	197/195	1055.2	549
Day	2-2	4.98	8/5	34.1	19		32-53	4.85	129/125	675.2	364
Night	3-6	5.96	13/9	54.1	36		111-78	3.74	275/272	1538.2	639

	AVG	AB	H	HR	BB	K		AVG	AB	H	HR	BB	K
vs. Left	.257	179	46	6	27	55		.254	3971	1009	117	472	1146
vs. Right	.297	172	51	7	14	37		.246	4388	1079	99	356	993
TOTALS	.276	351	97	13	41	92		.250	8359	2088	216	828	2139

RUN SUPPORT
(as starter in '25)

0 Runs	4
1 Run	2
2 Runs	4
3 Runs	3
4 Runs	1
5 Runs	1
6 Runs	--
7 Runs	--
8 Runs	--
9 Runs	--
10+ Runs.....	--
Total	28
RSA/9	3.48

RUNS ALLOWED BY
INNING ('25)

1 st	10
2 nd	5
3 rd	16
4 th	8
5 th	9
6 th	6
7 th	1
8 th	2
9 th	--
Total	57

MISCELLANEOUS
2025 STATS

WHIP	1.56
K/9	9.34
BB/9	4.16
QS	4
#P/IP	17.9
Opponents	
AVG276
OBP360
SLG444
OPS805

2025 HIGHS

Innings: 6.2, 6/1 vs. CWS
Hits: 8, 7/18 at TB
Runs: 7, 2x, last: 7/18 at TB
Earned Runs: 7, 2x, last: 7/18 at TB
Strikeouts: 10, 2x, last: 6/13 vs. LAA
Walks: 5, 2x, last: 4/26 (G2) at DET
Home Runs: 2, 4/3 vs. BOS
Winning Streak: 5, 5/26-7/4
Losing Streak: 7, 3/28-5/26
Shortest Start: 2.1 IP, 2x, last: 6/7 at ATH
Pitches Thrown: 104, 7/10 vs. NYM
Low-Hit CG: --

CAREER HIGHS

Innings: 9.0, 3x, last: 5/18/11 at CIN
Hits: 12, 5/27/24 vs. WSH
Runs: 10, 8/14/09 at CHC
Earned Runs: 10, 8/14/09 at CHC
Strikeouts: 14, 5/12/18 vs. TEX
Walks: 7, 8/11/23 at NYM
Home Runs: 4, 8/8/24 vs. MIL
Winning Streak: 6, 9/16/14-6/16/15
Losing Streak: 7, 3/28-5/26
Shortest Start: 0.2 IP, 2x, last: 5/7/21 vs. PHI
Pitches Thrown: 119, 9/30/09 at CHC
Low-Hit CG: 4, 9/30/09 at CHC

MORTON vs. CLE

PLAYER	AVG	AB	H	HR	RBI
Fry	.—	—	—	—	—
Hedges	.000	3	0	0	1
Jones	.000	8	0	0	0
Kwan	.400	5	2	1	2
Manzardo	.000	3	0	0	0
Martínez	.500	2	1	0	0
Naylor	.000	2	0	0	1
Ramírez	.250	16	4	0	1
Rocchio	1.000	1	1	0	0
Rodríguez	.—	—	—	—	—
Santana	.357	14	5	2	3
Schneemann	.—	—	—	—	—
Wilson	.—	—	—	—	—

ALLEN vs. BAL

PLAYER	AVG	AB	H	HR	RBI
Carlson	.—	—	—	—	—
Cowser	.500	2	1	1	1
Henderson	.500	4	2	1	2
Holliday	.—	—	—	—	—
Jackson	.—	—	—	—	—
Laureano	.000	2	0	0	0
Mayo	.—	—	—	—	—
Mullins	.500	2	1	0	0
O'Hearn	.—	—	—	—	—
O'Neill	.000	3	0	0	0
Stallings	1.000	1	1	0	1
Urrías	.000	3	0	0	0
Westburg	.500	4	2	0	1



PITCHER	LAST OUTING	DEC.	IP	H	R	ER	BB	K	RETIRED/1 ST BF	IR/SCORED	SV/OPP	INNINGS-HIGH	STRIKEOUTS-HIGH
Cano	7/23 at CLE	ND	1.0	0	0	0	0	0	27/41	10/3	1/3	1.1 (4/13 vs. TOR)	3 (2x, last: 6/21 at NYY)
Domínguez	7/22 at CLE	ND	1.0	0	0	0	0	0	28/41	20/1	2/5	1.2 (2x, last: 6/30 at TEX)	3 (4x, last: 6/30 at TEX)
Kittredge	7/23 at CLE	ND	1.0	0	0	0	0	0	23/27	6/2	--	2.0 (6/21 at NYY)	2 (5x, last: 6/21 at NYY)
Martin	7/21 at CLE	ND	1.0	1	1	1	1	1	2/3	4/0	--	1.1 (7/2 at TEX)	2 (7/2 at TEX)
Selby	7/23 at CLE	L	1.0	2	1	1	1	1	6/8	5/1	--	2.0 (6/16 at TB)	5 (6/16 at TB)
Soto	7/22 at CLE	ND	1.0	2	2	2	3	2	30/44	24/7	0/1	1.2 (4/4 at KC)	3 (4x, last: 6/16 at TB)
Strowd	6/28 vs. TB	ND	1.1	1	1	1	1	1	2/3	-/-	--	2.0 (6/27 vs. TB)	1 (3x, last: 6/28 vs. TB)
Wolfram	7/21 at CLE	ND	2.0	4	4	4	3	2	2/6	2/2	--	2.0 (2x, last: 7/21 at CLE)	4 (7/10 [G1] vs. NYM)
2025 TOTALS	4.77 ERA	14-20	381.0	370	221	202	176	404	251/353	148/30	24/37	7.0 (Kremer, 6/12 vs. DET)	8 (Kremer, 6/12 vs. DET)

78 • YENNIER CANO • RHP

1-5 • 1 SV • 4.54 ERA • 41 G

WHIP: 1.37

K/9: 9.34

BB/9: 3.03

vs. ALL: .274 (37-for-135)

vs. LHB: .305 (18-for-59)

vs. RHB: .250 (19-for-76)

👤 Tossed a perfect seventh inning on 7/23 at CLE...Pitched on consecutive days for the second time this month and seventh time this season (last: 7/5-6 at ATL)

👤 Is one of 13 MLB relievers with at least five losses this season

👤 On 7/5 at ATL, secured his first save since 8/3/24 at CLE

👤 Opponents are batting .304 (14-for-46) against him with no outs and 6-for-18 (.333) with runners in scoring position and two outs

👤 Has limited opponents to a .213 (13-for-61) clip with a homer and 13 strikeouts against his sinker, while opponents are hitting .438 (14-for-32) with five extra-base hits (3 2B, 2 HR) off his changeup

👤 Is holding opposing hitters to a .175 average (7-for-40) and .375 OPS when ahead in the count compared to a .441 average (15-for-34) and 1.263 OPS when behind

👤 Recalled from Triple-A Norfolk on 7/2...Marked his first stint in the minors since 4/13/23

👤 One through three-hole batters have gone 18-for-57 (.316) while eight and nine-hole hitters are 10-for-32 (.313)...Batters in the four through seven holes are 9-for-46 (.196) off him

56 • SERANTHONY DOMÍNGUEZ • RHP

2-3 • 2 SV • 3.63 ERA • 41 G

WHIP: 1.34

K/9: 11.57

BB/9: 5.45

vs. ALL: .204 (29-for-142)

vs. LHB: .288 (19-for-66)

vs. RHB: .132 (10-for-76)

👤 Worked 1.0 perfect inning on 7/22 at CLE, his first perfect outing since 6/27 at TB

👤 Has allowed seven runs (4 ER) in nine appearances (9.0 IP) since 6/24...Did not yield a run in 12 games (12.2 IP) before this stretch from 5/26-6/22

👤 His .132 (10-for-76) clip against right-handed batters is the third lowest in the majors (min. 70 BF) behind MIN's Brock Stewart (.108) and TEX's Shawn Armstrong (.126)...On 7/6 at ATL, earned the save but allowed a homer to Sean Murphy on an 0-2 pitch, his first surrendered to a righty this season

👤 His 5.0 percent inherited runner scored rate (1 IRS, 20 IR) is second lowest in MLB behind teammate Keegan Akin (4.2%)

👤 His .137 (7-for-51) opponent average with runners in scoring position is the seventh lowest in MLB (min. 50 BF)

👤 The 55.6 percent whiff rate on his sweeper is the sixth best on a single pitch in the majors this year (min. 100 P)

👤 His 14.5 percent walk rate is the sixth highest among AL relievers

👤 Did not allow an earned run in a career-high-tying 15 straight games from 5/26-6/30 (also 4/18 [G1] -5/21/23)

👤 Has allowed a .295/.411/.525 (18-for-61) slash line to opposing hitters with the bases empty compared to a .136/.247/.160 (11-for-81) with runners on base

39 • ANDREW KITTREDGE • RHP

1-1 • 3.62 ERA • 27 G

WHIP: 1.10

K/9: 8.23

BB/9: 2.30

vs. ALL: .223 (23-for-103)

vs. LHB: .259 (14-for-54)

vs. RHB: .184 (9-for-49)

👤 Spun a perfect sixth inning on 7/23 at CLE...Pitched on consecutive days for the fifth time this season (last: 7/10 [G2]-11 vs. NYM, MIA)

👤 His 16 appearances since 6/21 are the most in the majors during that time

👤 Tossed six consecutive perfect outings from 6/30-7/10 (G2)

👤 Has limited right-handed hitters to a .160 (4-for-25) clip in 12 outings since 6/23, though two of his last five hits allowed to righties since 6/21 have been homers

👤 Holding the opposition to a .191 (13-for-68) average with zero and one outs, compared to .286 (10-for-35) with two outs

👤 Opponents are 4-for-23 (.174) with zero extra-base hits on his sinker

👤 Nine of his 12 runs surrendered this season came in an eight-game stretch from 6/14-28...On 6/18 at TB, allowed four runs for the third time in his career (6 R, 5/13/18 at BAL & 4 R, 9/27/18 vs. NYY)...33.3 percent of the runs he has allowed this season (4-of-12) came in the outing

👤 Reinstated from the 15-day Injured List on 5/21...Opened the season on the IL after undergoing left knee debridement on 4/7

48 • CORBIN MARTIN • RHP

0-0 • 2.70 ERA • 3 G

WHIP: 1.50

K/9: 10.80

BB/9: 8.10

vs. ALL: .167 (2-for-12)

vs. LHB: .250 (2-for-8)

vs. RHB: .000 (0-for-4)

👤 Tossed 1.0 inning on 7/21 at CLE, allowing one run on one hit (1 HR), one walk, one hit batter, and a balk with one strikeout....Became the first major league player with such a pitching line (1.0 IP, 1 HR, 1 R/1 ER, 1 BB, 1 K, 1 HR, 1 HBP, 1 BK) since earned runs became an official statistic in 1913, per [MLB.com](#)...Stranded two inherited runners

👤 Signed to a one-year major league contract on 7/18...Was DFA'd by the O's on 7/13

👤 Made his Orioles debut on 7/2 at TEX, allowing one hit and striking out two batters in 1.1 innings...Stranded two inherited runners...Had his contract selected from Triple-A Norfolk prior to the game

👤 Prior to this season, last pitched in the majors on 7/30/22 at ATL with AZ, making the start and suffering the loss after allowing four runs on six hits (3 HR) and one walk with six strikeouts across 4.0 innings pitched

👤 Is 2-2 with one save and a 5.29 ERA (19 ER/32.1 IP) across 29 Triple-A games (1 GS) this year

👤 Has not allowed a run over his last eight outings (7.0 IP) with the Tides since 6/8 (G2), allowing two hits and three walks with six strikeouts...10 of his last 11 outings since 5/30 have been scoreless

👤 Was claimed by the Orioles from MIL on 5/13/24 and outrighted to Triple-A on 6/15...Invited to Spring Training with the O's as a non-roster invitee in 2025

60 • COLIN SELBY • RHP

0-2 • 4.50 ERA • 8 G

WHIP: 1.60

K/9: 10.80

BB/9: 1.80

vs. ALL: .318 (14-for-44)

vs. LHB: .357 (10-for-28)

vs. RHB: .250 (4-for-16)

👤 Was dealt his second loss of the season on 7/23 at CLE after allowing one run on two hits and one walk with one strikeout in 1.0 inning...Has received consecutive losing decisions for the first time in his career

👤 Recalled from Triple-A Norfolk between games of the doubleheader on 7/10 vs. NYM, his fifth stint on the big league roster (4/9-14, 4/26, 5/8-11, 6/16)

👤 Has posted a 2.38 ERA (6 ER/22.2 IP) with 12 walks and 31 strikeouts in 22 appearances with the Tides...Since being optioned on 6/17, has worked six scoreless appearances (6.0 IP) with two hits and three walks while striking out eight...Holding opponents to a .105 AVG and a 0.83 WHIP in those games

👤 Struck out five batters on 6/16 at TB, the most by a primary O's reliever this season

👤 In 34 career MLB appearances (5 GS), has limited right-handed hitters to a .230 (20-for-87) clip compared to .333 (26-for-78) against left handers

65 • GREGORY SOTO • LHP

0-2 • 4.08 ERA • 44 G

WHIP: 1.33

K/9: 10.70

BB/9: 4.58

vs. ALL: .221 (29-for-131)

vs. LHB: .140 (8-for-57)

vs. RHB: .284 (21-for-74)

👤 Surrendered two runs on two hits, three walks, and a wild pitch with two strikeouts in 1.0 inning on 7/22 at CLE...The three free passes are his most allowed since 8/31/22 (also 3 BB)...Threw a season-high 22 pitches, his most since 4/5/23 at NYY (34 P)

👤 Has retired 68.2 percent (30-of-44) of first batters faced...Has allowed five hits, five walks, and hit four batters in those spots this season

👤 Completed 1.0 inning in two of his eight appearances this month (7/22 at CLE & 7/10 [G2] vs. NYM, both 1.0 IP)

👤 Since 6/4, left-handed hitters are 0-for-22 with 14 strikeouts against him, but has issued four walks and hit three lefties during that time

👤 Suffered his first blown save of the year after allowing one run on one walk with one strikeout on 6/24 vs. TEX

👤 Opponents are slashing .153/.320/.220 (9-for-59) over his last 23 appearances since 5/25 after batting .327/.382/.531 (16-for-49) in his 14 prior outings

👤 His 18 holds are the second most in his career (2023; 24 HLD)

👤 Has a 46.8 percent whiff rate on his slider, but both of the homers he has allowed this season have come off the pitch

53 • KADE STROWD • RHP

0-0 • 4.15 ERA • 3 G

WHIP: 1.15

K/9: 6.23

BB/9: 2.08

vs. ALL: .250 (4-for-16)

vs. LHB: .333 (4-for-12)

vs. RHB: .000 (0-for-4)

👤 Was recalled earlier today for his fourth stint on the active roster this season (4/28, 5/18-19, 6/27-28)

👤 Last appeared for the O's on 6/28 vs. TB, allowing one run on one hit and one walk with one strikeout in 1.1 innings...Marked the first time in his career he's pitched on consecutive days

👤 Made his major league debut on 5/18 vs. WSH, allowing one run on two hits with one strikeout in 1.0 inning

👤 Has pitched in five games for Triple-A Norfolk since his last appearance with the O's, allowing one unearned run on one hit, five walks, and one hit batter with five strikeouts and two saves across 6.0 innings

86 • GRANT WOLFRAM • LHP

1-0 • 11.74 ERA • 6 G

WHIP: 2.48

K/9: 10.57

BB/9: 7.04

vs. ALL: .361 (13-for-36)

vs. LHB: .429 (6-for-14)

vs. RHB: .318 (7-for-22)

👤 Tied career-highs in runs allowed (4) and hits allowed (4) in his outing on 7/21 at CLE...Also walked a career-high three batters and struck out two...Eight of his 10 career runs allowed have come in his last two appearances

👤 Surrendered a grand slam to Yandy Díaz on 7/18 at TB, becoming the third Oriole and first primary pitcher to allow a grand slam this season (last: Emmanuel Rivera, 5/23 [G1] at BOS)

👤 Recalled from Triple-A Norfolk prior to the game on 7/13, marking his fourth stint on the active roster this season (7/10, 6/17, 4/26-27)

👤 Earned his first major league win after firing 2.0 scoreless innings with one hit and a career-high four strikeouts on 7/10 (G1) vs. NYM...Was appointed as the 27th player for the doubleheader earlier in the day

👤 Made his MLB debut on 4/26 (G2) at DET, pitching 0.1 inning on one hit with one walk...Allowed an inherited runner to score

👤 Has gone 1-4 with a 3.62 ERA (11 ER/27.1 IP) on eight walks and 29 strikeouts across 24 relief appearances with Norfolk this season...Has 12 straight minor league outings (14.0 IP) without surrendering an earned run since 5/29 (G2)

👤 Was acquired by the Orioles on 4/7 from the Milwaukee Brewers in exchange for minor league OF Daz Cameron and cash considerations

ORIOLES PUBLIC RELATIONS DEPARTMENT 333 W. CAMDEN ST., BALTIMORE, MD 21201 410-547-6150 ORIOLESPR@ORIOLES.COM @ORIOLESPR

15 • DYLAN CARLSON • OF (S)

Current Streak: 0-for-last-13 (since 6/24)

Last Game: 0-1, K (PH in 8th)

.232 • 4 HR • 12 RBI

2025 High: 6 G (5/28-6/4)

Road Trip: 1 G, 0-1, K

Recalled from Triple-A Norfolk prior to Tuesday's game...Marks his fifth stint with the O's this season (last: 7/1-3)

Slashing .278/.309/.456 (25-for-90) with four doubles, four home runs, and 10 RBI in 27 games since 5/24 (G2)...Has hit safely in 17 of the contests...Opened the year 1-for-22 (.045) in 13 games

Has a career-low 34.6 percent ground ball rate and a career-high 65.4 percent air rate

Hit safely in six straight games from 5/28-6/4, his longest since 6/24-29/22 (also 6 G)

Seven of his eight extra-base hits (4 2B, 3 HR) have come off fastballs

Homered in consecutive games (5/25-26) for the third time in his career...The home run on 5/26 was the hardest-hit homer of his career (107.6 mph)

17 • COLTON COWSER • OF (L)

Current Streak: 0-for-last-5 (since 7/22)

Last Game: 0-3

.222 • 8 HR • 18 RBI

2025 High: 4 G (4x, last: 6/29-7/2)

Road Trip: 6 G, 5-22, BB, 5 K, 2 SB

Matched a career high with three hits on Friday at TB (6x, last: 6/27 vs. TB)...Reached base safely 4+ times for the third time in his career (last: 5 TOB, 6/27 vs. TB)

Is 9-for-25 (.360) w/RISP since 6/18 after opening the year 0-for-8

Has three homers on 0-2 pitches...Joins SD's Manny Machado (4 HR) and DET's Javier Báez/NYM's Francisco Lindor (both 3 HR) as the only major leaguers with at least three homers in an 0-2 count this season

On 7/12 vs. MIA, recorded his first career multi-steal game (2 SB)...Four of his five stolen bases on the season have come since 7/12

On 6/30 at TEX, his solo homer had an exit velocity of 113.7 mph, the hardest-hit homer by an Oriole this season...Since the start of 2024, has the three hardest-hit home runs by the Orioles

On 6/27 vs. TB, set career highs in runs (4), doubles (3), and times on base (5)

On 6/7 at ATH, hit the furthest homer of his career (455 ft.), marking the furthest hit by an Oriole at the time since 8/8/23 vs. HOU (472 ft., Mountcastle)

2 • GUNNAR HENDERSON • INF (L)

Current Streak: 0-for-last-9 (since 7/21)

Last Game: 0-4, K

.275 • 11 HR • 35 RBI

2025 High: 14 G (6/5-20)

Road Trip: 6 G, 4-21, 2 2B, 3B, 2 R, 4 RBI, 2 BB, 3 K, 3 SB

Drew 2+ walks on Tuesday at CLE for the sixth time this year (last: 2 BB, 7/11 vs. MIA)

Has 17 multi-extra-base hit games since the start of 2024 after doubling and tripling on Friday at TB, tied for the ninth-most such games in the AL in that span

Had 90+ hits, 30+ walks, and 10+ SB before the All-Star break for the second straight year...The only other Orioles to do so in consecutive seasons are Brian Roberts (3, 2007-09) and Brady Anderson (2, 1996-97)

Slashing .325/.398/.590 (27-for-83) with seven doubles, five home runs, 20 runs scored, and 15 RBI in 22 career games against the Guardians

His .346 (9-for-26) batting average with runners in scoring position and two outs ranks seventh in the AL (min. 25 AB)

Is 14-for-43 (.326) with nine RBI off lefties since 6/7...Opened the year 10-for-72 (.139)

On 7/10 (G1) vs. NYM, hit his first career pinch-hit homer...Was the first go-ahead pinch-hit home run in the eighth inning or later by an Oriole since Hyun Soo Kim (9/28/16 at TOR)

On 6/30 at TEX, drove in all four of his runs in extra innings, becoming the first Oriole in team history with four RBI in extra innings without hitting a grand slam

On 6/27 vs. TB, tallied his fifth career game with at least one triple and one home run (last: 5/9 at LAA, 3B & HR)...Since 2023, his five such games are tied for third most in MLB behind LAD's Shohei Ohtani and CIN's Elly De La Cruz (both 7 G)

On 5/30 vs. CWS, recorded his 400th career hit, becoming the sixth Oriole to do so before turning 24 (Machado, Ripken, Jr., Murray, Powell, & B. Robinson)

7 • JACKSON HOLLIDAY • INF (L)

Current Streak: 5 G (7-20; since 7/19)

Last Game: 1-3, HR, BB, K

.261 • 14 HR • 41 RBI

2025 High: 10 G (5/14 [G2]-5/24 [G1])

Road Trip: 6 G, 7-24, 2 HR, 5 R, 3 RBI, 3 BB, 4 K

Knocked a game-tying solo homer in the sixth inning yesterday at CLE, his second long ball in his last four games

Blasted his second career leadoff homer on Sunday at TB (also 5/31 vs. CWS)...Ten of his 14 homers this year have come while being slotted first in the lineup

Is 12-for-31 (.387) with one double and three homers in nine career games vs. CLE

His 90 hits this year were the third most by an Oriole aged 21 or younger prior to the All-Star break, trailing Manny Machado (128 H, 2013) and Eddie Murray (97 H, 1977)

Has an .827 OPS in 42 games at OPACY compared to a .658 OPS in 52 road games

Ranks among AL second basemen in hits (2nd, 97), total bases (2nd, 157), triples (T-2nd, 2), extra-base hits (T-2nd, 30), batting average (4th, .261), and steals (5th, 9)

Slashing .379/.424/.571 (53-for-140) with 15 XBH (9 2B, 6 HR) from innings 1-3, and .190/.245/.332 (44-for-232) with 15 XBH (5 2B, 2 3B, 8 HR) from the fourth inning on

On 7/6 at ATL, had a career-high-tying four hits (also 8/16/24 vs. BOS)...Also had a career-high-tying two extra-base hits (6x, last: 6/23 vs. TEX)

From 6/14-30, reached base safely in a career-best 15 straight games

70 • ALEX JACKSON • C (R)

Current Streak: 0-for-last-7 (since 7/20)

Last Game: 0-0 (Def. in 8th)

.188 • 1 HR • 2 RBI

2025 High: 1 G (2x, last: 7/20)

Road Trip: 5 G, 1-9, HR, R, RBI, 4 K

Launched his first homer of the season on Sunday at TB, a 405-foot solo shot in the third inning...Marked his first long ball since 7/27/24 vs. CIN (w/TB)

On 7/10 (G2) vs. NYM, had a career-high-tying two doubles (also 7/12/24 vs. CLE)

On 7/8 vs. NYM, made his Orioles debut in the 10th inning...Became the sixth different player to appear at catcher this season for the O's, tying the franchise record (1986, 1962, 1960)

On 7/6, was acquired from NYY in exchange for international bonus pool space and a player to be named later or cash considerations

Last appeared in the majors with TB on 8/30/24 before his 2025 season debut on 7/8

12 • RAMÓN LAUREANO • OF (R)

Current Streak: 3 G (4-12; since 7/21)

Last Game: 1-4, K

.279 • 13 HR • 41 RBI

2025 High: 6 G (6/23-30)

Road Trip: 6 G, 5-22, 2 HR, 2 R, 6 RBI, 7 K

Homered in consecutive games on Monday and Tuesday at CLE for the first time since 9/19-20/24 (w/ATL)...Homered two times in 38 games as a Guardian at Progressive Field from 8/8/23-5/20/24

On Monday at CLE, recorded 4+ RBI for the first time since 8/4/22 at LAA (w/OAK) and for the sixth time in his career...Notched a two-run single in the first inning and connected on a two-run homer in the third

Is 16-for-91 (.176) in 24 career games against CLE, but 11 of his 16 hits have gone for extra bases (5 2B, 6 HR)

Is 16-for-43 (.372) with RISP since 5/16...Opened the year 1-for-25 (.040) with RISP

Slashing .319/.379/.583 (46-for-144) in 43 night games compared to .213/.276/.404 (19-for-89) in 31 day games

His .915 OPS against right-handers is the second highest by a right-handed hitter in the AL (min. 160 PA) behind NYY's Aaron Judge (1.139)

His seven outfield assists are tied for fifth in MLB...Since 2018, his 56 outfield assists are third in MLB behind Teoscar Hernandez (69) and Hunter Renfroe (65)

On 6/30 at TEX, tied career highs in hits (4) and doubles (3)...Marked his fifth four-hit game (last: 5/16/25 vs. WSH) and second three-double effort (6/21/24 at NYY)

16 • COBY MAYO • INF (R)

Current Streak: 1 G (1-1; since 7/22)

7/22 at CLE: 1-1, R, 3 BB

.205 • 1 HR • 9 RBI

2025 High: 4 G (6/27-30)

Road Trip: 2 G, 1-4, R, 3 BB

Drew 3+ walks on Tuesday at CLE, becoming the fourth Oriole first baseman to do so in a game aged 23 or younger, joining Eddie Murray (3 BB, 8/26/79 [G2] at CWS), Curt Blefary (4 BB, 8/11/66 at NYY), and Boog Powell (3 BB, 8/8/64 at NYY)

Is 12-for-47 (.255) with four doubles, one homer, and eight RBI in 17 games since 6/14

Is 7-for-30 (.233) off southpaws...Hit .500 (11-for-22) with three doubles, one triple, five home runs and 10 RBI against left-handed pitchers with Triple-A Norfolk

On 7/1 at TEX, had his career-high four-game hitting streak snapped after striking out as a pinch-hitter

On 6/27 vs. TB, hit his first major league home run in the eighth inning and set a career high with four RBI...Had driven in four total runs in his career entering 6/27

31 • CEDRIC MULLINS • OF (L)

Current Streak: 1 G (1-3; since 7/23)

Last Game: 1-3, 2B, K, CS

.214 • 13 HR • 42 RBI

2025 High: 6 G (4/18-24)

Road Trip: 6 G, 3-19, 2B, RBI, 10 K, SB, CS

Doubled in the third inning yesterday at CLE...Four of his last 10 hits since 7/4 have gone for extra bases (3 2B, HR)

Notched a pinch-hit RBI single in the ninth inning on Saturday at TB to make it a one-run game...Improved to .333 (11-for-33) as a pinch-hitter in his career and marked his first pinch hit since 8/30/24 at COL

Is one home run shy of 100 for his career...With his next home run, he would become the third Oriole to reach 100 career homers and 100 stolen bases, joining Brady Anderson (209 HR, 307 SB) and Paul Blair (126 HR, 167 SB)

Owns an .822 OPS vs. LHP, the fifth-highest mark by any left-handed hitter in the AL (min. 80 PA)...Has three homers off lefties this year after having one last season

His 4.23 pitches/PA are third in the AL (HOU's Paredes: 4.41 & LAA's Trout: 4.39)

From 7/8-11, stole a base in three straight games (w/1+ PA) for the third time in his career (4 G, 8/26-30 & 3 G, 4/13-15/23)

32 • RYAN O'HEARN • INF/OF (L)

Current Streak: 2 G (2-4; since 7/22)

Last Game: 1-3, RBI

.281 • 12 HR • 37 RBI

2025 High: 10 G (5/21-31)

Road Trip: 6 G, 4-19, HR, 2 R, 3 RBI, BB, 4 K

Improved to 4-for-5 as a pinch-hitter this season after recording a pinch-hit single on Tuesday at CLE...Since 2019, ranks among all qualified MLB PHs in OPS (2nd, .895), SLG (2nd, .505), OBP (2nd, .390), and hits (4th, 31)

Made the start at DH in his first career All-Star Game on 7/15 and went 0-for-2... Became the second O's designated hitter in franchise history to be voted an All-Star starter, joining Nelson Cruz (2014)

His five OAA lead the Orioles...Has recorded five OAA at first base, third most among AL first basemen behind CLE's Carlos Santana (8) and MIN's Ty France (6)

Hitting .313 (47-for-150) with six doubles and seven home runs off fastballs

Is 19-for-39 (.487) with five doubles and four homers on the first pitch of an at-bat

Is 1-for-22 (.045) vs. left-handed pitchers since 6/1...Began the year 10-for-29 (.345)

From 7/5-10 (G2), drew 1+ walk in a career-high five straight games, tied with Cedric Mullins (4/12-17) for the longest run by an Oriole this year

On 6/25 vs. TEX, capped off back-to-back-to-back homers (7th inn.), the O's first time accomplishing the feat since 8/6/17 vs. DET (Schoop, Davis, Mancini)

From 5/21-31, hit safely in a career-best 10 straight games...From 5/14 (G2)-6/3, reached base safely in a career-high 19 straight games

9 • TYLER O'NEILL • OF (R)

Current Streak: 0-3 (since 7/21)

7/21 at CLE: 0-3

.177 • 3 HR • 11 RBI

2025 High: 2 G (3x, last: 7/19-20)

Road Trip: 3 G, 2-11, 2 2B, R, K

In nine games since returning from the Injured List on 7/4, is 5-for-33 (.152) with two doubles and one home run

Has registered five outfield assists in 33 games this season after totaling four in 2024

Nine of his 20 hits this season have gone for extra bases (5 2B, 1 3B, 3 HR)...Five of his nine extra-base hits (3 2B, 3B, HR) have come off fastballs

On 7/5 at ATL, snapped a 12-game homerless stretch, his first homer since 4/13 vs. TOR

On 7/4, was reinstated from the 10-day IL (left shoulder impingement)...Placed on the IL on 5/16...Marked his second stint on the IL this season (also 4/24-5/8, neck inflammation)

On 3/27 at TOR, homered for a sixth consecutive Opening Day, an MLB record... Reached base safely a career-high five times, becoming the first player to reach base safely five times in his first game with the club in team history (since 1954)

25 • JACOB STALLINGS • C (R)

Current Streak: 0-for-last-16 (since 7/10 [G1])

Last Game: 0-2, K

.132 • 0 HR • 8 RBI

2025 High: 4 G (4/20 [G2]-25)

Road Trip: 4 G, 0-9, 3 K

Is six hits shy of 400 for his career

On 7/5 at ATL, delivered a two-run double in the 10th inning for his first hit and RBI with the O's...Entered in the fifth inning after Gary Sánchez left due to injury

On 7/1 at TEX, made his Orioles debut as a pinch-hitter...Had his contract selected from Triple-A Norfolk earlier that day...Signed to a minors deal on 6/24

On 6/6, was released by COL after going 12-for-84 (.143) with three doubles, six RBI, and four runs scored in 29 games

29 • RAMÓN URÍAS • INF (R)

Current Streak: 0-for-last-2 (since 7/22)

Last Game: 0-1, 2 BB

.247 • 6 HR • 29 RBI

2025 High: 11 G (5/17-28)

Road Trip: 4 G, 4-11, 2 2B, R, 2 BB, 3 K

Matched a season high with two walks yesterday at CLE (also 6/4 at SEA)...Had two total walks through his previous 29 games from 6/8-7/22

Has two multi-hit efforts in his last four games after having two in 20 games from 6/16-7/13

Snapped an 0-for-22 skid at the plate on Saturday at TB with a fifth-inning double... Registered his eighth career multi-double effort (last: 2 2B, 7/19/23 vs. LAD)

Is 2-for-7 (.286) with two RBI as a pinch-hitter this year...His career .378 (14-for-37) average as a pinch-hitter is the fourth highest among all active MLB players (min. 30 AB) behind SD's Jose Iglesias/MIN's Ryan Jeffers (both .400) and TOR's Ernie Clement (.382)

From 5/17-28, hit safely in a career-best 11 straight games

11 • JORDAN WESTBURG • INF (R)

Current Streak: 1 G (1-4; since 7/23)

Last Game: 1-4, 2B, R

.257 • 10 HR • 21 RBI

2025 High: 7 G (6/27-7/11)

Road Trip: 6 G, 7-24, 2 2B, 4 R, 4 K

Tallied consecutive multi-hit performances from 7/19-20 at TB (5 total H) for the eighth time in his career (last: 7/29 [G1]-[G2], 5 total H)...In 26 games since returning from the Injured List on 6/10, is batting .293 (29-for-99) with five doubles, six home runs, 15 RBI, and an .865 OPS

Slashing .315/.375/.589 (23-for-73) in 19 day games compared to .220/.258/.381 (26-for-118) in 31 night games

Has a team-best six homers this season with two outs ahead of Ryan O'Hearn and Ramón Laureano (both 4 HR)

Is 30-for-89 (.337) with a 1.060 OPS in 22 O's wins, compared to 19-for-102 (.186) with a .506 OPS in 28 Baltimore losses

From 6/27-7/12, hit safely in a season-high seven straight games

On 7/5 at ATL, his 461-foot home run was the furthest by an Oriole since Ryan Mountcastle on 8/8/23 vs. HOU (472 ft.)



ADDITIONAL HITTER INFO																		
			MULTI-HIT GAMES					MULTI-RBI GAMES						LAST HR		MULTI-HR GAMES		
	vs. LHP	vs. RHP	2	3	4	5	TOTAL	2	3	4	5	6+	TOTAL	(DATE/PITCHER)	2025	CAREER	LAST (HRS)	
Dylan Carlson	.233	.232	4	2	-	-	6	1	1	-	-	-	2	6/12/25 vs. DET (Kahnle)	-	3	6/20/23 at WSH (2)	
Colton Cowser	.175	.237	3	2	-	-	5	2	2	-	-	-	4	7/5/25 at ATL (Dodd)	-	2	9/20/24 vs. DET (2)	
Gunnar Henderson	.209	.306	24	4	1	-	29	7	-	1	-	-	8	7/10/25 (G1) vs. NYM (Staneke)	-	2	6/21/24 at HOU (2)	
Jackson Holliday	.234	.270	14	8	1	-	23	5	1	2	-	-	8	7/23/25 at CLE (Cecconi)	1	1	5/4/25 vs. KC (2)	
Alex Jackson	.500	.143	1	-	-	-	1	-	-	-	-	-	-	7/20/25 at TB (Pepiot)	-	-	-	
Ramón Laureano	.247	.295	11	3	2	-	16	5	3	1	-	-	9	7/22/25 at CLE (Sabrowski)	1	5	4/19/25 vs. CIN (2)	
Coby Mayo	.233	.189	3	-	-	-	3	-	-	1	-	-	1	6/27/25 vs. TB (Caballero)	-	-	-	
Cedric Mullins	.276	.193	14	1	-	-	15	5	2	2	1	-	10	7/4/25 at ATL (Strider)	1	6	3/27/25 at TOR (2)	
Ryan O'Hearn	.216	.295	15	4	1	-	20	5	3	-	-	-	8	7/20/25 at TB (Pepiot)	-	2	8/25/19 at CLE (2)	
Tyler O'Neill	.103	.202	1	1	1	-	3	1	1	-	-	-	2	7/5/25 at ATL (Bummer)	-	12	9/9/24 vs. BAL (2)	
Jacob Stallings	.054	.169	1	-	-	-	1	2	1	-	-	-	3	9/15/24 vs. CHC (Hendricks)	-	-	-	
Ramón Urías	.274	.237	13	3	-	-	16	4	1	-	-	-	5	6/24/25 vs. TEX (Martin)	-	1	7/15/22 at TB (2)	
Jordan Westburg	.245	.261	6	5	1	-	12	4	2	-	-	-	6	7/10/25 (G2) vs. NYM (Waddell)	1	1	3/29/25 at TOR (2)	

O's HITTERS																CAREER vs. CLEVELAND GUARDIANS													
2025 vs. CLEVELAND GUARDIANS																													
PLAYER	G	AB	R	H	2B	3B	HR	RBI	BB	IBB	SO	AVG	OBP	SLG		G	AB	R	H	2B	3B	HR	RBI	BB	IBB	SO	AVG	OBP	SLG
Dylan Carlson	1	1	0	0	0	0	0	0	0	0	0	1	.000	.000	.000	11	31	2	4	0	0	1	4	2	0	11	.129	.182	.226
Colton Cowser	3	11	0	1	0	0	0	0	0	0	2	.091	.091	.091		9	29	5	7	1	0	1	3	4	0	8	.241	.333	.379
Gunnar Henderson	6	22	4	5	2	0	1	2	2	0	5	.227	.292	.455		22	83	20	27	7	0	5	15	10	0	18	.325	.398	.590
Jackson Holliday	5	18	3	6	0	0	2	6	2	0	4	.333	.400	.667		9	31	7	12	1	0	3	9	4	0	8	.387	.472	.710
Alex Jackson	3	4	0	0	0	0	0	0	0	0	1	.000	.000	.000		4	8	2	2	2	0	0	0	0	0	2	.250	.250	.500
Ramón Laureano	6	19	3	5	0	0	3	6	0	0	5	.263	.263	.737		24	91	9	16	5	0	6	11	4	0	29	.176	.211	.429
Coby Mayo	1	1	1	1	0	0	0	0	3	0	0	1.000	1.000	1.000		4	10	2	1	0	0	0	0	5	0	5	.100	.400	.100
Cedric Mullins	6	18	3	4	2	0	1	1	4	0	8	.222	.364	.500		34	112	17	26	6	0	7	9	16	0	32	.232	.338	.473
Ryan O'Hearn	6	15	3	7	0	0	2	5	1	0	2	.467	.471	.867		60	178	22	40	10	1	9	28	21	1	49	.225	.308	.444
Tyler O'Neill	2	7	0	0	0	0	0	0	0	0	2	.000	.000	.000		11	39	6	7	0	0	2	3	3	0	16	.179	.238	.333
Jacob Stallings	2	4	0	0	0	0	0	0	0	0	1	.000	.000	.000		12	37	4	10	2	0	0	5	2	0	12	.270	.308	.324
Ramón Urías	4	9	2	3	0	0	0	1	4	0	3	.333	.500	.333		20	55	9	12	1	1	2	6	6	0	17	.218	.313	.382
Jordan Westburg	5	20	3	2	1	0	0	0	1	0	5	.100	.143	.150		11	40	4	8	3	0	0	2	3	0	15	.200	.256	.275

O's PITCHERS																2025 vs. CLEVELAND GUARDIANS																CAREER vs. CLEVELAND GUARDIANS															
PLAYER	W	L	SV	G	GS	INN	H	R	ER	HR	BB	K	ERA	AVG		W	L	SV	G	GS	INN	H	R	ER	HR	BB	K	ERA	AVG																		
Yennier Cano	0	0	0	3	0	3.0	1	1	1	0	2	1	3.00	.125		0	1	1	9	0	8.1	9	5	5	0	3	4	5.40	.300																		
Seranthony Domínguez	0	0	0	2	0	1.1	0	0	0	0	0	1	0.00	.000		0	0	0	4	0	3.1	1	1	1	1	1	3	2.70	.091																		
Zach Eflin	0	0	0	1	1	5.0	2	2	2	0	1	5.000	3.600	.118		1	1	0	3	3	14.1	16	10	10	3	3	11	6.28	.276																		
Andrew Kittredge	0	0	0	2	0	1.2	0	0	0	0	1	1	0.00	.000		0	0	0	12	0	12.0	10	1	1	0	4	7	0.75	.227																		
Dean Kremer	1	0	0	1	1	5.1	4	1	1	1	1	2	1.69	.200		1	3	0	5	5	23.1	26	18	14	2	6	12	5.40	.277																		
Corbin Martin	0	0	0	1	0	1.0	1	1	1	1	1	1	9.00	.250		0	0	0	1	0	1.0	1	1	1	1	1	1	9.00	.250																		
Charlie Morton	0	1	0	1	1	5.0	7	5	5	1	3	2	9.00	.368		4	3	0	8	8	47.2	39	17	17	6	18	47	3.21	.227																		
Trevor Rogers																0	1	0	2	2	9.1	8	6	6	2	7	8	5.79	.242																		
Colin Selby	0	2	0	2	0	2.1	5	2	2	1	1	1	7.71	.417		0	2	0	2	0	2.1	5	2	2	1	1	1	7.71	.417																		
Gregory Soto	0	0	0	2	0	1.1	4	2	2	0	3	3	13.50	.500		1	1	9	28	1	29.0	27	12	11	2	18	29	3.41	.248																		
Kade Stroud																																															
Tomoyuki Sugano	1	0	0	2	2	10.2	11	6	5	3	4	7	4.22	.256		1	0	0	2	2	10.2	11	6	5	3	4	7	4.22	.256																		
Grant Wolfram	0	0	0	1	0	2.0	4	4	4	0	3	2	18.00	.400		0	0	0	1	0	2.0	4	4	4	0	3	2	18.00	.400																		

RECENT TRANSACTIONS	
7/24	Recalled RHP Kade Stroud from Triple-A Norfolk...Placed RHP Félix Bautista (right shoulder discomfort) on the 15-day Injured List, retroactive to 7/21.
7/23	Reinstated RHP Zach Eflin (low back discomfort) from the 15-day Injured List...Optioned RHP Brandon Young ¹ to Triple-A Norfolk...Transferred C Maverick Handley (right wrist sprain) to the 10-day Injured List...Transferred the rehab assignment of LHP Keegan Akin (left shoulder inflammation) to Triple-A Norfolk.
7/22	Recalled OF Dylan Carlson from Triple-A Norfolk...Optioned INF Luis Vázquez ² to Triple-A Norfolk...Transferred the rehab assignment of C Chadwick Tromp (low back strain) to High-A Aberdeen.
7/21	C Adley Rutschman (left oblique strain) began a rehab assignment with Triple-A Norfolk.
7/20	LHP Keegan Akin (left shoulder inflammation) began a rehab assignment with the FCL Orioles.
7/19	Transferred the rehab assignment of LHP Cade Povich (left hip inflammation) to Triple-A Norfolk.
7/18	Signed RHP Corbin Martin to a one-year major league contract for the 2025 season... C Chadwick Tromp (low back strain) began a rehab assignment with Single-A Delmarva...Transferred the rehab assignment of RHP Zach Eflin (low back discomfort) to the FCL Orioles.
7/17	RHP Corbin Martin elected free agency in lieu of accepting an outright assignment to Triple-A Norfolk.
7/16	Claimed RHP Elvin Rodríguez ² off waivers from the Milwaukee Brewers and optioned him to Triple-A Norfolk.
7/14	C David Bañuelos cleared outright waivers and accepted an assignment to Triple-A Norfolk.
7/13	Recalled C David Bañuelos from Triple-A Norfolk...Placed RHP Scott Blewett (right elbow discomfort) on the 15-day Injured List... RHP Zach Eflin (low back discomfort) began a rehab assignment with Double-A Chesapeake... LHP Cade Povich (left hip inflammation) began a rehab assignment with High-A Aberdeen.
7/11	Recalled LHP Grant Wolfram from Triple-A Norfolk...Designated RHP Corbin Martin for assignment
7/10	Acquired a Competitive Balance Round A pick (No. 37) in the 2025 First-Year Player Draft from the Tampa Bay Rays in exchange for RHP Bryan Baker ...Appointed LHP Grant Wolfram from Triple-A Norfolk as the 27 th man for the doubleheader...Selected the contract of C David Bañuelos from Triple-A Norfolk...Recalled RHP Colin Selby from Triple-A Norfolk (between DH games)...Optioned C David Bañuelos ¹ to Triple-A Norfolk (between DH games)...Returned LHP Grant Wolfram to Triple-A Norfolk (postgame G2).
7/6	Selected the contract of C Alex Jackson from Triple-A Norfolk...Placed C Gary Sánchez (right knee sprain) on the 10-day Injured List...Transferred INF Jorge Mateo (left hamstring strain) to the 60-day Injured List.
7/4	Reinstated OF Tyler O'Neill (left shoulder impingement) from the 10-day Injured List... RHP Matt Bowman cleared outright waivers and accepted an assignment to Triple-A Norfolk.
7/2	Recalled RHP Yennier Cano from Triple-A Norfolk...Selected the contract of RHP Corbin Martin from Triple-A Norfolk...Placed LHP Keegan Akin (left shoulder inflammation) on the 15-day Injured List, retroactive to 7/1...Designated RHP Matt Bowman for assignment...Optioned OF Dylan Carlson ⁴ to Triple-A Norfolk (postgame).
7/1	Recalled OF Dylan Carlson from Triple-A Norfolk...Selected the contract of C Jacob Stallings from Triple-A Norfolk...Placed C Chadwick Tromp (lower back strain) on the 10-day Injured List...Designated INF Emmanuel Rivera for assignment... RHP Kyle Tyler elected free agency in lieu of accepting an outright assignment to Triple-A Norfolk...Transferred the rehab assignment of OF Tyler O'Neill (left shoulder impingement) to Triple-A Norfolk.

EUTAW STREET HOME RUNS			
DATE	PLAYER (Team)	OPP. (Pitcher)	DISTANCE
6/28	Jonathan Aranda (TB)	BAL (Eflin)	467 ft.
4/29	Trent Grisham (NYY)	BAL (Gibson)	399 ft.
4/19	Jake Fraley (CIN)	BAL (Young)	421 ft.
2025 totals - 3 (0 by Orioles, 3 by opponents)			
*Total since 1992 - 134 (64 by Orioles, 70 by opponents)			

O's CHALLENGES				
TEAM	TOTAL	WON	LOST	SUCCESS RATE
Orioles	33	14	19	42%
Opponents	20	12	8	60%
Last by O's: 7/19 at TB (T8)		Batter/Runner: Westburg		Out/Overturned Out/Stands
Last by Opp.: 7/4 at ATL (B5)		Force Play (1B) Batter/Runner: Acuña Jr. Force Play (1B)		

RECORD BY POSITION									
PLAYER	C	1B	2B	3B	SS	LF	CF	RF	DH
Dylan Carlson	-	-	-	-	-	11-10	2-1	3-4	-
Colton Cowser	-	-	-	-	-	14-16	6-5	-	0-1
Maverick Handley	7-7	-	-	-	-	-	-	-	-
Gunnar Henderson	-	-	-	-	37-48	-	-	-	2-4
Jackson Holliday	-	-	35-48	-	4-1	-	-	-	2-2
Alex Jackson	2-2	-	-	-	-	-	-	-	-
Heston Kjerstad	-	-	-	-	-	10-15	-	10-10	1-0
Ramón Laureano	-	-	-	-	-	7-14	0-1	18-18	2-3
Jorge Mateo	-	-	1-4	-	0-8	1-0	4-2	-	-
Coby Mayo	-	10-7	-	0-2	-	-	-	-	3-2
Ryan Mountcastle	-	15-28	-	-	-	-	-	-	1-3
Cedric Mullins	-	-	-	-	-	-	32-48	-	1-1
Ryan O'Hearn	-	18-19	-	-	-	0-2	-	4-9	13-17
Tyler O'Neill	-	-	-	-	-	1-0	-	9-16	2-3
Emmanuel Rivera	-	1-3	-	7-7	-	-	-	-	1-0
Adley Rutschman	22-27	-	-	-	-	-	-	-	6-8
Jacob Stallings	3-7	-	-	-	-	-	-	-	-
Gary Sánchez	8-11	-	-	-	-	-	-	-	3-4
Chadwick Tromp	2-3	-	-	-	-	-	-	-	-
Ramón Urías	-	-	1-0	28-33	-	-	-	-	1-1
Luis Vázquez	-	-	-	-	3-0	-	-	-	-
Jordan Westburg	-	-	7-5	9-15	-	-	-	-	6-8

2025 BY THE NUMBERS			
	HOME	AWAY	TOTAL
Overall	22-25	22-32	44-57
MONTH	HOME	AWAY	TOTAL
March (5)	1-0	2-2	3-2
April (25)	6-7	3-9	9-16
May (27)	4-10	5-8	9-18
June (27)	8-5	8-6	16-11
July (25)	3-3	4-7	7-10
August (28)	-	-	-
September (25)	-	-	-
TOTAL (162)	22-25	22-32	44-57
DAY OF WEEK	HOME	AWAY	TOTAL
Monday (14)	4-0	2-3	6-3
Tuesday (23)	0-6	2-6	2-12
Wednesday (25)	3-5	2-6	5-11
Thursday (18)	3-3	4-1	7-4
Friday (26)	3-2	3-5	8-7
Saturday (28)	4-4	5-6	9-10
Sunday (27)	3-5	4-5	7-10
TOTAL (162)	22-25	22-32	44-57
VS. AL EAST	HOME	AWAY	TOTAL
Boston Red Sox (13)	1-2	2-2	3-4
New York Yankees (13)	2-1	1-2	3-3
Tampa Bay Rays (13)	2-1	3-4	5-5
Toronto Blue Jays (13)	1-1	2-2	3-3
TOTAL (52)	6-5	8-10	14-15
VS. AL CENTRAL	HOME	AWAY	TOTAL
Chicago White Sox (7)	3-0	-	3-0
Cleveland Guardians (7)	2-1	0-3	2-4
Detroit Tigers (6)	1-2	0-3	1-5
Kansas City Royals (6)	1-2	1-2	2-4
Minnesota Twins (6)	0-3	0-3	0-6
TOTAL (32)	7-8	1-11	8-19
VS. AL WEST	HOME	AWAY	TOTAL
Houston Astros (7)	-	-	-
Los Angeles Angels (6)	3-0	2-1	5-1
Oakland Athletics (6)	-	1-2	1-2
Seattle Mariners (6)	-	3-0	3-0
Texas Rangers (7)	1-2	1-2	2-4
TOTAL (32)	4-2	7-5	11-7
VS. NL EAST	HOME	AWAY	TOTAL
Atlanta Braves (3)	-	3-0	3-0
Miami Marlins (3)	1-2	-	1-2
New York Mets (3)	2-1	-	2-1
Philadelphia Phillies (3)	-	-	-
Washington Nationals (4)	0-3	1-2	1-5
TOTAL (16)	3-6	4-2	7-8
VS. NL CENTRAL	HOME	AWAY	TOTAL
Chicago Cubs (3)	-	-	-
Cincinnati Reds (3)	1-2	-	1-2
Milwaukee Brewers (3)	-	1-2	1-2
Pittsburgh Pirates (3)	-	-	-
St. Louis Cardinals (3)	1-2	-	1-2
TOTAL (15)	2-4	1-2	3-6
VS. NL WEST	HOME	AWAY	TOTAL
Arizona Diamondbacks (3)	-	1-2	1-2
Colorado Rockies (3)	-	-	-
Los Angeles Dodgers (3)	-	-	-
San Diego Padres (3)	-	-	-
San Francisco Giants (3)	-	-	-
TOTAL (15)	-	1-2	1-2

BALTIMORE ORIOLES - WALK-OFF AND MISC. HOME RUNS

Baltimore Orioles Walk-off Wins							
Date	Score	Batter/runner	Action	RBI	Pitcher	INN	OUTS
-	-	-	-	-	-	-	-

Opponent Walk-off Wins							
Date	Score	Batter/Runner	Action	RBI	Pitcher	INN	OUTS
5/24 (G1)	BAL 5 @ BOS 6	Rafael Devers	1B	1	Gregory Soto	10	1

Baltimore Orioles Back-to-Back Home Runs							
Date	Score	Batters	Pitcher	INN	OUTS		
6/24	TEX 6 @ BAL 5 (10)	Gary Sánchez/Ramón Uriás/Ryan O’Hearn	Chris Martin	7	0		
6/14	LAA 5 @ BAL 6	Cedric Mullins/Gary Sánchez	Tyler Anderson	6	0		
6/5	BAL 4 @ SEA 3	Adley Rutschman/Gunnar Henderson	Bryan Woo	6	0		
5/14 (G2)	MIN 8 @ BAL 6	Cedric Mullins/Heston Kjerstad	Simeon Woods Richardson	3	2		
4/19	CIN 5 @ BAL 9	Ramón Laureano/Jordan Westburg	Carson Spiers	7	2		
4/19	CIN 5 @ BAL 9	Cedric Mullins/Gunnar Henderson	Hunter Greene	1	0		
3/27	BAL 12 @ TOR 2	Adley Rutschman/Jordan Westburg	Yariel Rodríguez	8	1		

Opponent Back-to-Back Home Runs							
Date	Score	Batters	Pitcher	INN	OUTS		
5/18	WSH 10 @ BAL 4	Dylan Crews/CJ Abrams	Zach Eflin	2	1		
5/15	MIN 4 @ BAL 0	DaShawn Keirsey Jr./Byron Buxton	Tomoyuki Sugano	3	1		
5/4	KC 11 @ BAL 6	Bobby Witt Jr./Vinnie Pasquantino	Yennier Cano	7	1		
4/29	NYY 15 @ BAL 3	Trent Grisham/Aaron Judge/Ben Rice	Kyle Gibson	1	0		
4/17	CLE 2 @ BAL 6	Daniel Schneemann/Austin Hedges	Tomoyuki Sugano	3	0		
4/9	BAL 0 @ AZ 9	Pavin Smith/Josh Naylor	Dean Kremer	5	1		

Baltimore Orioles Grand Slams							
Date	Score	Batter	Pitcher	INN	OUTS		
6/15	LAA 2 @ BAL 11	Gary Sánchez	Connor Brogdon	7	2		
5/14	MIN 8 @ BAL 6	Cedric Mullins	Simeon Woods Richardson	3	2		
4/16	CLE 1 @ BAL 9	Jackson Holliday	Gavin Williams	2	1		

Opponent Grand Slams							
Date	Score	Batter	Pitcher	INN	OUTS		
7/18	BAL 1 @ TB 11	Yandy Diaz	Grant Wolfram	6	1		
5/23	BAL 5 @ BOS 19	Rafael Devers	Emmanuel Rivera	8	2		
4/20	CIN 24 @ BAL 2	Noelvi Marte	Jorge Mateo	8	2		

Baltimore Orioles Inside-the-Park Home Runs							
Date	Score	Batter	RBI	Pitcher	INN	OUTS	
-	-	-	-	-	-	-	-

Opponent Inside-the-Park Home Runs							
Date	Score	Batter	RBI	Pitcher	INN	OUTS	
-	-	-	-	-	-	-	-

Baltimore Orioles Pinch-Hit Home Runs							
Date	Score	Batter	RBI	Pitcher	INN	OUTS	
7/10 (G1)	NYM 1 @ BAL 3	Gunnar Henderson	2	Ryne Stanek	8	0	
5/10	BAL 2 @ LAA 5	Ramón Laureano	1	Brock Burke	9	0	

Opponent Pinch-Hit Home Runs							
Date	Score	Batter	RBI	Pitcher	INN	OUTS	
6/18	BAL 8 @ TB 12	Brandon Lowe	2	Yennier Cano	5	2	
5/11	BAL 7 @ LAA 3	Matthew Lugo	1	Félix Bautista	9	2	
5/7	BAL 2 @ MIN 5	Harrison Bader	2	Keegan Akin	7	1	

Baltimore Orioles Leadoff Home Runs							
Date	Score	Batter	Pitcher				
7/20	BAL 5 @ TB 3	Jackson Holliday	Ryan Pepiot				
5/31	CWS 2 @ BAL 4	Jackson Holliday	Davis Martin				
4/19	CIN 5 @ BAL 9	Cedric Mullins	Hunter Greene				
4/3	BOS 8 @ BAL 4	Cedric Mullins	Tanner Houck				
3/29	BAL 9 @ TOR 5	Colton Cowser	Max Scherzer				

Opponent Leadoff Home Runs							
Date	Score	Batter	Pitcher				
6/16	BAL 1 @ TB 7	Josh Lowe	Zach Eflin				
5/24 (G1)	BAL 5 @ BOS 6	Jarren Duran	Zach Eflin				
5/18	WSH 10 @ BAL 4	CJ Abrams	Zach Eflin				
4/29	NYY 15 @ BAL 3	Trent Grisham	Kyle Gibson				
4/23	BAL 3 @ WSH 4	James Wood	Tomoyuki Sugano				

LAST TIME IT HAPPENED	
BATTING	
Eutaw St. Home Run	Gunnar Henderson, 8/14/24 vs. WSH (Herz)
Opponent	Jonathan Aranda, 6/28/25 vs. TB (Eflin)
Second Deck Home Run in LF at OPACY	Austin Hays, 6/7/22 vs. CHC (Mills)
Opponent	Pete Alonso, 9/2/20 vs. NYM (Means)
Grand Slam	Gary Sánchez, 6/15/25 vs. LAA (Brogdon)
Two Grand Slams in One Game	Reimold, Clevenger, 9/11/15 vs. KC (Herrera, Chamberlain)
Pinch-Hit Home Run	Gunnar Henderson, 7/10/25 (G1) vs. NYM (Stanek)
Pinch-Hit Walk-Off Home Run	Nolan Reimold, 7/24/16 vs. CLE (Allen)
Pinch-Hit Grand Slam	Dwight Evans, 7/26/91 vs. OAK (Nelson)
Inside the Park Home Run	Jorge Mateo, 8/20/23 at OAK (Sears)
LH & RH Home Run, Same Game	Anthony Santander, 8/7/24 at TOR (Francis, Yarbrough)
Individual 2-Home Run Game	Jackson Holliday, 5/4/25 vs. KC (Lorenzen)
Individual 3-Home Run Game	Ryan Mountcastle, 6/19/21 vs. TOR (Manoah, Kay)
Individual 4-Home Run Game	Never
Home Run in Consecutive Games	Ramón Laureano, 7/21-22 at CLE
Home Run in 3 Consecutive Games	Colton Cowser, 6/17-19/25 at TB
Home Run in 4 Consecutive Games	Gunnar Henderson, 5/17-20/24 vs. SEA, at STL
Home Run in 5 Consecutive Games	Jonathan Schoop, 7/22-27/18 vs. TOR, BOS, TB
Home Run in 6 Consecutive Games	Chris Davis, 9/26-10/2/12 vs. TOR, BOS, TB
4-Home Run Game, Team	6/27/25 vs. TB
5-Home Run Game, Team	4/19/25 vs. CIN
6-Home Run Game, Team	3/27/25 at TOR
7-Home Run Game, Team	6/2/16 vs. BOS
8+-Home Run Game, Team	6/16/15 vs. PHI (8)
10+-Run Game, Team	6/30/25 at TEX (10)
15+-Run Game, Team	6/27/25 vs. TB (22)
20+-Run Game, Team	6/27/25 vs. TB (22)
Back-to-Back HR	Sánchez/Urias/O’Hearn, 6/24/25 vs. TEX (7 th inning)
Back-to-Back HR to Start First Inning	Mullins/Henderson, 4/19/25 vs. CIN
Back-to-Back-to-Back HR	Sánchez/Urias/O’Hearn, 6/24/25 vs. TEX (7 th inning)
Back-to-Back-to-Back HR to Start First Inning	Flaherty/Hardy/Markakis, 5/10/12 (G1) vs. TEX
2 Back-to-Back HRs, Same Game	Mullins/Henderson (1 st) & Laureano/Westburg (7 th), 4/19/25 vs. CIN
Leadoff Home Run	Jackson Holliday, 7/20/25 at TB (Pepiot)
Walk-Off Win	Anthony Santander (HR), 9/19/24 vs. SF (Walker)
Walk-Off Home Run	Anthony Santander, 9/19/24 vs. SF (Walker)
Walk-Off Grand Slam	Manny Machado, 8/18/17 vs. LAA (Middleton)
Walk-Off Home Run, Eutaw St.	Rio Ruiz, 8/11/19 vs. HOU (Osuna)
Home Run, 15 th Inning or later	Jonathan Villar, 7/25/19 at LAA (Canning)
Home Run, 17 th Inning or later	Adam Jones, 5/6/12 at BOS (McDonald)
Home Run by a Pitcher	Zack Britton, 7/3/11 at ATL (Beachy)
2-Home Run Game by a Pitcher	Milt Pappas, 8/27/61 at MIN (Ramos)
Oriole to hit a Home Run for 1 st ML hit	Connor Norby, 6/4/24 at TOR (Pearson)
Oriole w/ 2 Home Runs in One Inning	Mark Trumbo, 4/15/16 at TEX (7 th inning, Pérez, Faulkner)
Oriole w/ 3 Home Runs in Consecutive Innings	Manny Machado, 8/7/16 at CWS (1 st , 2 nd , 3 rd inning, Shields, Albers)
5-Hit Game	Adley Rutschman, 6/21/24 at HOU
6-Hit Game	Cal Ripken, Jr., 6/13/99 at ATL
5-RBI Game	Cedric Mullins, 3/27/25 at TOR
6-RBI Game	Adley Rutschman, 6/9/24 at TB
7-RBI Game	Ryan Mountcastle, 4/11/23 vs. OAK (9)
8-RBI Game	Ryan Mountcastle, 4/11/23 vs. OAK (9)
9-RBI Game	Ryan Mountcastle, 4/11/23 vs. OAK
PITCHING	
Perfect Game	Never
No-Hitter	5/5/21 at SEA (Means)
1-Hitter	5/26/24 at CWS (Bradish, Coulombe, Cano, Kimbrel)
Complete Game	9/23/22 vs. HOU (Kremer)
Shutout	9/23/22 vs. HOU (Kremer)
Team Shutout	6/23/25 vs. TB (Rogers, Kittredge)
Consecutive CG, Pitcher	Sidney Ponson (2), 5/16-22/04
Consecutive Shutouts, Pitcher	Mike Mussina (2), 9/26-10/1/95
Consecutive CG, Team	5/13-14/11 (Guthrie, Bergesen)
Consecutive Shutouts, Team	4/18-19/23 at WSH
10+ Strikeout Game, Pitcher	Charlie Morton (10), 6/13/25 vs. LAA
15+ Strikeout Game, Pitcher	Erik Bedard (15), 7/7/07 at TEX
10+ Strikeout Game, Team	7/8/25 vs. NYM (13)
15+ Strikeout Game, Team	6/13/25 vs. LAA (15)
4+ Strikeouts in an inning	Mike Cuellar (4), 5/29/70 at CAL
Immaculate Inning	Brandon Young, 7/8/25 vs. NYM (5 th inning)
MISCELLANEOUS	
Hit for the Cycle	Cedric Mullins, 5/12/23 vs. PIT (7 th in club history)
Steal of Home	Ryan Mountcastle, 5/30/25 vs. CWS
Position Player to Pitch	Emmanuel Rivera, 5/23/25 at BOS (1.0 IP, 8 H, 8 R, 2 BB, HR)
Triple Play Turned	9/18/22, Bottom 3 rd at TOR (Chapman batting/Kremer pitching)
	Scoring: 6-4-3 (Mateo-Vavra-Aguilar)
Manager Ejection	Tony Mansolino, 7/20/25 at TB (1 st career)
Player Ejection	Ryan O’Hearn, 7/21/25 at CLE (3 rd career)
WINNING SWEEPS	
2-Game, at OPACY	September 26-27, 2023 vs. WSH
2-Game, Road	April 18-19, 2023 at WSH
3-Game, at OPACY	June 13-15, 2025 vs. LAA
3-Game, Road	July 4-6, 2025 at ATL
4-Game, at OPACY	July 7-10, 2022 vs. LAA
4-Game, Road	June 7-10, 2024 at TB
Doubleheader	July 10, 2025 vs. NYM

2025 OUTFIELD ASSISTS						
Outfielder	1B	2B	3B	HP	TOTAL	ERRORS (F-T)
Jordyn Adams	-	-	-	-	-	-
Dylan Carlson	-	2	-	1	3	-
Colton Cowser	-	-	1	1	2	1 (0-1)
Cooper Hummel	-	-	-	-	-	-
Heston Kjerstad	-	4	-	-	4	-
Ramón Laureano	-	4	-	3	7	5 (2-3)
Jorge Mateo	-	-	-	-	-	1 (1-0)
Cedric Mullins	-	-	-	-	-	3 (1-2)
Ryan O’Hearn	-	-	-	-	-	-
Tyler O’Neill	1	3	-	1	5	1 (1-0)
Team Totals	1	13	1	6	21	11 (5-6)

2025 CATCHING BREAKDOWN							
Catcher	Errors		SB		Pick-offs		W-L (GS)
	F-T-C	PB	CCS-ATT	1B-2B-3B	Inn.	ERA	
Maverick Handley	0-0-1	0	0-13	0-0-0	120.2	4.25	7-7
Alex Jackson	0-1-0	1	0-6	0-0-0	41.0	7.02	2-2
Adley Rutschman	0-2-0	1	8-39	0-1-0	424.1	4.96	22-27
Gary Sánchez	0-2-2	1	1-18	1-0-0	175.1	5.39	8-11
Jacob Stallings	0-1-0	2	3-12	0-0-0	86.0	4.08	3-7
Chadwick Tromp	0-1-0	1	0-2	0-0-0	39.0	5.77	2-3
Totals	0-7-3	6	12-90	1-1-0	886.1	5.00	44-57


SCORING BY INNING											
	1	2	3	4	5	6	7	8	9	Extras	Totals
OPPONENTS	69	52	66	64	63	44	51	71	32	8	520
ORIOLES	39	47	62	29	44	57	49	51	19	15	412


ORIOLES WHO MADE THEIR MAJOR LEAGUE DEBUT IN 2025			
DATE	PLAYER	STATS	NOTES
5/27 vs. STL	Yamil Hiraldo	1.1 IP, 1 H, 1 K	Entered in 8 th
5/18 vs. WSH	Kade Strowd	1.0 IP, 2 H, R, ER, K	Entered in 9 th
4/29 vs. NYY	Maverick Handley	0-2, 2 K	Def. in 6 th
4/26 (G2) at DET	Grant Wolfram	0.1 IP, 1 H, 1 BB	Final out of 7 th
4/19 vs. CIN	Brandon Young	ND: 4.0+ IP, 7 H, 3 R, 3 ER, 3 BB, 3 K, HR	Game Started
3/30 at TOR	Tomoyuki Sugano	L: 4.0 IP, 4 H, 2 R, 2 ER, 2 BB, 1 K	Game Started


2025 SCHEDULE


G#	DATE	OPP.	W-L	SCORE	WP/LP/SV	REC	POS	GA/GB	ATT.
1	3/27	at TOR	W	12-2	Eflin/Berrios	1-0	T-1 st	+0.5	40,734
2	3/28	at TOR	L	8-2	Gausman/Morton	1-1	T-3 rd	-0.5	26,289
3	3/29	at TOR	W	9-5	Kremer/Lovelyad	2-1	2 nd	-0.5	27,005
4	3/30	at TOR	L	3-1	Bassitt/Sugano/Hoffman	2-2	3 rd	-1.5	21,069
5	3/31	vs. BOS	W	8-5	Domínguez/Newcomb	3-2	3 rd	-1.0	45,002*
MARCH TOTALS: 3-2				TEAM ERA: 4.60	TEAM AVG: .305				
6	4/1	OFF DAY				3-2	4 th	-1.0	
6	4/2	vs. BOS	L	3-0	Crochet/Eflin/Chapman	3-3	4 th	-1.5	18,146
7	4/3	vs. BOS	L	8-4	Kelly/Morton	3-4	T-4 th	-2.0	16,656
8	4/4	at KC	L	8-2	Lugo/Kremer	3-5	5 th	-2.5	14,196
9	4/5	at KC	W	8-1	Sugano/Wacha	4-5	5 th	-2.5	14,383
10	4/6	at KC	L	4-1	Bubic/Povich/Estévez	4-6	5 th	-2.5	19,098
11	4/7	at AZ	W	5-1	Eflin/Gallen	5-6	T-4 th	-1.5	20,333
12	4/8	at AZ	L	4-3	Kelly/Morton/Martínez	5-7	4 th	-2.0	23,843
13	4/9	at AZ	L	9-0	Pfaadt/Kremer	5-8	5 th	-2.5	22,411
14	4/10	OFF DAY				5-8	5 th	-2.5	
14	4/11	vs. TOR	**POSTPONED**		Rescheduled for 7/29 (DH)	5-8	5 th	-2.5	
14	4/12	vs. TOR	W	5-4	Baker/Francis/Bautista	6-8	T-4 th	-2.0	22,130
15	4/13	vs. TOR	L	7-6 (10)	Hoffman/Bowman	6-9	5 th	-2.5	27,193
16	4/14	OFF DAY				6-9	5 th	-2.5	
16	4/15	vs. CLE	L	6-3	Allen/Morton/Clase	6-10	5 th	-3.5	14,203
17	4/16	vs. CLE	W	9-1	Kremer/Williams	7-10	5 th	-3.5	13,964
18	4/17	vs. CLE	W	6-2	Sugano/Bibee	8-10	4 th	-3.5	16,201
19	4/18	vs. CIN	L	8-3	Abbott/Povich	8-11	4 th	-4.5	42,587*
20	4/19	vs. CIN	W	9-5	Domínguez/Greene/Bautista	9-11	4 th	-3.5	28,534
21	4/20	vs. CIN	L	24-2	Rogers/Morton/Wynne	9-12	4 th	-4.5	19,053
22	4/21	OFF DAY				9-12	4 th	-4.0	
22	4/22	at WSH	L	7-0	Parker/Kremer	9-13	4 th	-4.0	29,504
23	4/23	at WSH	L	4-3	López/Soto/Finnegan	9-14	5 th	-5.0	22,246
24	4/24	at WSH	W	2-1	Povich/Gore/Bautista	10-14	5 th	-4.5	23,058
25	4/25	at DET	**POSTPONED**		Rescheduled for 4/26 (DH)	10-14	5 th	-4.0	
25	4/26-1	at DET	L	4-3	Mize/Young/Vest	10-15			28,509
26	4/26-2	at DET	L	6-2	Hurter/Morton	10-16	5 th	-5.0	21,422
27	4/27	at DET	L	7-0	Skubal/Kremer	10-17	5 th	-6.5	28,613
28	4/28	vs. NYY	W	4-3	Sugano/Warren/Bautista	11-17	5 th	-5.5	22,775
29	4/29	vs. NYY	L	15-3	Rodón/Gibson	11-18	5 th	-6.5	22,164
30	4/30	vs. NYY	W	5-4	Baker/Carrasco/Bautista	12-18	5 th	-5.5	22,381
APRIL TOTALS: 9-16				TEAM ERA: 5.64	TEAM AVG: .206				
31	5/1	OFF DAY				12-18	5 th	-5.5	
31	5/2	vs. KC	W	3-0	Kremer/Wacha/Bautista	13-18	5 th	-5.5	26,364
32	5/3	vs. KC	L	4-0	Bubic/Sugano	13-19	5 th	-5.5	19,348
33	5/4	vs. KC	L	11-6	Zerpa/Cano	13-20	5 th	-5.5	31,956
34	5/5	OFF DAY				13-20	5 th	-5.0	
34	5/6	at MIN	L	9-1	López/Povich	13-21	5 th	-6.0	19,779
35	5/7	at MIN	L	5-2	Coulombe/Morton/Duran	13-22	5 th	-7.0	16,417
36	5/8	at MIN	L	5-2	Jax/Cano/Duran	13-23	5 th	-7.5	17,410
37	5/9	at LAA	W	4-1	Sugano/Hendricks/Bautista	14-23	5 th	-7.5	30,778
38	5/10	at LAA	L	5-2	Kochanowicz/Gibson	14-24	5 th	-7.5	27,975
39	5/11	at LAA	W	7-3	Eflin/Ty. Anderson	15-24	5 th	-8.0	29,460
40	5/12	OFF DAY				15-24	5 th	-8.0	
40	5/13	vs. MIN	**POSTPONED**		Rescheduled for 5/14 (DH)	15-24	5 th	-7.5	
41	5/14-1	vs. MIN	L	6-3	Stewart/Kremer/Duran	15-25	5 th	-8.5	
41	5/14-2	vs. MIN	L	8-6	Funderburk/Cano/Sands	15-26	5 th	-9.0	10,169
42	5/15	vs. MIN	L	4-0	Paddock/Sugano	15-27	5 th	-9.5	30,926
43	5/16	vs. WSH	L	4-3	López/Bautista/Finnegan	15-28	5 th	-10.5	21,171
44	5/17	vs. WSH	L	10-6	Irvin/Gibson	15-29	5 th	-10.5	28,208
45	5/18	vs. WSH	L	10-4	Soroka/Eflin	15-30	5 th	-11.5	37,264
46	5/19	at MIL	L	5-4	Uribe/Cano/Megill	15-31	5 th	-12.0	22,319
47	5/20	at MIL	L	5-2	Henderson/McDermott/Uribe	15-32	5 th	-13.0	22,778
48	5/21	at MIL	W	8-4 (11)	Baker/Alexander	16-32	5 th	-13.0	30,554
49	5/22	at BOS	**POSTPONED**		Rescheduled for 5/23 (DH)	16-32	5 th	-13.5	
49	5/23-1	at BOS	L	19-5	Whitlock/Domínguez	16-33	5 th	-14.0	31,150
50	5/23-2	at BOS	**POSTPONED**		Rescheduled for 5/24 (DH)	16-33	5 th	-13.5	
50	5/24-1	at BOS	L	6-5 (10)	Weissert/Soto	16-34	5 th	-14.5	30,958
51	5/24-2	at BOS	W	2-1	Kittredge/Bernardino/Domínguez	17-34	5 th	-14.0	34,604
52	5/25	at BOS	W	5-1	Kremer/Buehler	18-34	5 th	-14.0	36,824
53	5/26	vs. STL	W	5-2	Morton/Fedde/Bautista	19-34	5 th	-14.0	21,717
54	5/27	vs. STL	L	7-4	Matz/Baker/Helsley	19-35	5 th	-15.0	13,779
55	5/28	vs. STL	L	6-4	King/Povich/Helsley	19-36	5 th	-16.0	14,491
56	5/29	OFF DAY				19-36	5 th	-16.0	
56	5/30	vs. CWS	W	2-1	Eflin/Burke/Bautista	20-36	5 th	-15.0	22,108
57	5/31	vs. CWS	W	4-2	Kremer/Martin/Bautista	21-36	5 th	-14.0	23,470
MAY TOTALS: 9-18				TEAM ERA: 5.21	TEAM AVG: .250				
58	6/1	vs. CWS	W	3-2	Morton/Houser/Baker	22-36	5 th	-14.0	33,037
59	6/2	OFF DAY				22-36	5 th	-14.0	
59	6/3	at SEA	W	5-1	Sugano/Kirby	23-36	5 th	-14.0	21,089
60	6/4	at SEA	W	3-2	Cano/Vargas/Bautista	24-36	5 th	-13.0	19,231
61	6/5	at SEA	W	4-3	Eflin/Woo/Baker	25-36	5 th	-13.0	27,887
62	6/6	at ATH	L	5-4	Sears/Kremer/Miller	25-37	5 th	-14.0	8,424
63	6/7	at ATH	W	7-4	Akin/Severino/Bautista	26-37	5 th	-13.0	9,185
64	6/8	at ATH	L	5-1	Newcomb/Sugano	26-38	5 th	-13.0	8,836
65	6/9	OFF DAY				26-38	5 th	-13.0	
65	6/10	vs. DET	L	5-3	Lee/Povich/Vest	26-39	5 th	-14.0	20,291
66	6/11	vs. DET	W	10-1	Eflin/Mize	27-39	5 th	-14.0	18,630
67	6/12	vs. DET	L	4-1	Skubal/Kremer/Vest	27-40	5 th	-15.0	18,800
68	6/13	vs. LAA	W	2-0	Morton/Kochanowicz/Bautista	28-40	5 th	-14.0	20,204
69	6/14	vs. LAA	W	6-5	Akin/Anderson/Bautista	29-40	5 th	-13.0	26,313
70	6/15	vs. LAA	W	11-2	Povich/Kikuchi	30-40	5 th	-12.0	33,370
71	6/16	at TB	L	7-1	Pepiot/Eflin	30-41	5 th	-12.0	10,046
72	6/17	at TB	W	5-1	Kremer/Littell	31-41	5 th	-11.0	10,046
73	6/18	at TB	L	12-8	Montgomery/Kittredge	31-42	5 th	-11.0	10,046
74	6/19	at TB	W	4-1	Morton/Rasmussen/Bautista	32-42	5 th	-11.0	10,046
75	6/20	at NYY	W	5-3	Blewett/Weaver/Bautista	33-42	5 th	-10.0	47,034
76	6/21	at NYY	L	9-0	Schmidt/Eflin	33-43	5 th	-11.0	46,142
77	6/22	at NYY	L	4-2	Cruz/Baker/Williams	33-44	5 th	-12.0	45,571
78	6/23	vs. TEX	W	6-0	Rogers/Corbin	34-44	5 th	-11.0	13,929
79	6/24	vs. TEX	L	6-5 (10)	Jackson/Domínguez/Garcia	34-45	5 th	-11.0	16,909
80	6/25	vs. TEX	L	7-0	deGrom/Young	34-46	5 th	-12.0	22,828
81	6/26	OFF DAY				34-46	5 th	-12.0	
81	6/27	vs. TB	W	22-8	Sugano/Orze	35-46	5 th	-12.0	20,047
82	6/28	vs. TB	L	11-3	Littell/Eflin	35-47	5 th	-12.0	30,491
83	6/29	vs. TB	W	5-1	Kremer/Bradley	36-47	5 th	-12.0	19,226
84	6/30	at TEX	W	10-6 (10)	Akin/Milner	37-47	5 th	-11.0	27,420
JUNE TOTALS: 16-11				TEAM ERA: 4.05	TEAM AVG: .253				
85	7/1	at TEX	L	10-2	deGrom/Young/Latz	37-48	5 th	-11.0	30,933
86	7/2	at TEX	L	6-0	Eovaldi/Sugano/Dunning	37-49	5 th	-11.0	27,636
87	7/3	OFF DAY				37-49	5 th	-11.5	
87	7/4	at ATL	W	3-2	Morton/Strider/Bautista	38-49	5 th	-11.5	40,249
88	7/5	at ATL	W	9-6 (10)	Bautista/Montero/Cano	39-49	5 th	-11.5	37,170
89	7/6	at ATL	W	2-1	Rogers/Holmes/Domínguez	40-49	5 th	-11.5	34,012
90	7/7	OFF DAY				40-49	5 th	-12.0	
90	7/8	vs. NYM	L	7-6 (10)	Díaz/Cano/Brazobán	40-50	5 th	-13.0	35,200
91	7/9	vs. NYM	**POSTPONED**		Rescheduled for 7/10 (DH)	40-50	5 th	-12.5	
91	7/10-1	vs. NYM	W	3-1	Wolfram/Stanek/Bautista	41-50	5 th	-12.0	25,262
92-2	7/10	vs. NYM	W	7-3	Sugano/Hagenman	42-50	5 th	-11.5	17,961
93	7/11	vs. MIA	W	5-2	Kremer/Cabrera	43-50	5 th	-11.5	22,213
94	7/12	vs. MIA	L	6-0	Junk/Rogers	43-51	5 th	-11.5	34,332
95	7/13	vs. MIA	L	11-1	Pérez/Young	43-52	5 th	-11.5	17,599

7/14	Home Run Derby (Truist Park - Atlanta, GA)									
7/15	MLB All-Star Game (Truist Park - Atlanta, GA)									
7/16-17 All-Star Break										
96	7/18	at TB	L	11-1	Bradley/Morton	43-53	5 th	-12.5	10,046	
97	7/19	at TB	L	4-3	Uceta/Domínguez/Fairbanks	43-54	5 th	-13.5	10,046	
98	7/20	at TB	W	5-3	Rogers/Pepiot/Bautista	44-54	5 th	-13.5	9,195	
99	7/21	at CLE	L	10-5	Bibee/Selby	44-55	5 th	-14.5	21,748	
100	7/22	at CLE	L	6-3	Cantillo/Young/Clase	44-56	5 th	-14.5	22,714	
101	7/23	at CLE	L	3-2	Gaddis/Selby/Clase	44-57	5 th	-15.5	30,476	
102	7/24	at CLE	1:10 PM	MASN						
103	7/25	vs. COL	7:05 PM	MASN						
104	7/26	vs. COL	7:05 PM	MASN						
105	7/27	vs. COL	1:35 PM	MASN						
106	7/28	vs. TOR	6:35 PM	MASN						
107	7/29-1	vs. TOR	12:35 PM	MASN						
108	7/29-2	vs. TOR	6:35 PM	MASN						
109	7/30	vs. TOR	12:35 PM	MASN						
JULY TOTALS: 7-10				TEAM ERA: 5.35	TEAM AVG: .221					
110	8/1	at CHC	2:20 PM	MASN2						
111	8/2	at CHC	2:20 PM	MASN2 FS1 ⁺						
112	8/3	at CHC	2:20 PM	MASN2						
113	8/4	at PHI	6:45 PM	MASN						
114	8/5	at PHI	6:45 PM	MASN						
115	8/6	at PHI	12:35 PM	MASN						
	8/7	OFF DAY								
116	8/8	vs. ATH	7:05 PM	MASN						
117	8/9	vs. ATH	7:05 PM	MASN						
118	8/10	vs. ATH	1:35 PM	MASN						
	8/11	OFF DAY								
119	8/12	vs. SEA	6:35 PM	MASN						
120	8/13	vs. SEA	6:35 PM	MASN						
121	8/14	vs. SEA	1:05 PM	MASN2						
122	8/15	at HOU	8:10 PM	MASN2						
123	8/16	at HOU	7:10 PM	MASN2						
124	8/17	at HOU	2:10 PM	MASN						
125	8/18	at BOS	7:10 PM	MASN						
126	8/19	at BOS	7:10 PM	MASN						
	8/20	OFF DAY								
127	8/21	vs. HOU	7:15 PM	FOX						
128	8/22	vs. HOU	7:05 PM	MASN						
129	8/23	vs. HOU	7:05 PM	MASN						
130	8/24	vs. HOU	1:35 PM	MASN						
131	8/25	vs. BOS	6:35 PM	MASN						
132	8/26	vs. BOS	6:35 PM	MASN						
133	8/27	vs. BOS	6:35 PM	MASN						
134	8/28	vs. BOS	1:05 PM	MASN						
135	8/29	at SF	10:15 PM	MASN2						
136	8/30	at SF	7:15 PM	FOX						
137	8/31	at SF	4:05 PM	MASN2						
AUGUST TOTALS: 0-0				TEAM ERA: ---	TEAM AVG: ---					
138	9/1	at SD	6:40 PM	MASN2						
139	9/2	at SD	9:40 PM	MASN2						
140	9/3	at SD	4:10 PM	MASN2						
	9/4	OFF DAY								
141	9/5	vs. LAD	7:05 PM	MASN						
142	9/6	vs. LAD	7:05 PM	MASN						
143	9/7	vs. LAD	1:35 PM	MASN						
	9/8	OFF DAY								
144	9/9	vs. PIT	6:35 PM	MASN						
145	9/10	vs. PIT	6:35 PM	MASN						
146	9/11	vs. PIT	1:05 PM	MASN						
147	9/12	at TOR	7:07 PM	MASN2						
148	9/13	at TOR	3:07 PM	MASN2						
149	9/14	at TOR	1:37 PM	MASN2						
150	9/15	at CWS	7:40 PM	MASN2						
151	9/16	at CWS	7:40 PM	MASN2						
152	9/17	at CWS	2:10 PM	MASN2						
153	9/18	vs. NYY	7:15 PM	FOX						
154	9/19	vs. NYY	7:05 PM	MASN						
155	9/20	vs. NYY	7:05 PM	MASN						
156	9/21	vs. NYY	1:35 PM	MASN						
	9/22	OFF DAY								
157	9/23	vs. TB	6:35 PM	MASN2						
158	9/24	vs. TB	6:35 PM	MASN2 FS1 ⁺						
159	9/25	vs. TB	1:05 PM	MASN						
160	9/26	at NYY	7:05 PM	MASN						
161	9/27	at NYY	1:05 PM	MASN						
162	9/28	at NYY	3:05 PM	MASN						
SEPTEMBER TOTALS: 0-0				TEAM ERA: ---	TEAM AVG: ---					
*Indicates home sellout										
^Indicates out-of-market broadcast										
Pitchers in CAPS indicates complete game										
All times listed are Eastern										
MASN and MASN2 games can also be streamed locally via MASN+										
All games broadcast on the Orioles Radio Network and 98 Rock 97.9 FM/HD2 & WBAL NewsRadio 1090 AM/101.5 FM										









DELAYS & POSTPONEMENTS				
DATE	OPPONENT (Reason)	TIME (Delay)		RESULT
7/20	at TB (rain)	2:36 (top 7 th)		W, 5-3
7/13	vs. MIA (inclement weather)	1:38 (pregame)		L, 11-1
7/9	vs. NYM (inclement weather)	Postponed	Rescheduled for a DH on 7/10	
7/8	vs. NYM (inclement weather)	0:46 (pregame)		L, 7-6
6/19	at TB (inclement weather)	0:10 (pregame)		W, 4-1
6/13	vs. LAA (rain)	2:16 (pregame , bottom 5 th)		W, 2-0
5/28	vs. STL (rain)	0:31 (pregame)		L, 6-4
5/24 (G1)	at BOS (rain)	0:26 (pregame)		L, 6-5
5/23 (G2)	at BOS (rain)	Postponed	Rescheduled for a DH on 5/24	
5/22	at BOS (rain)	Postponed	Rescheduled for a DH on 5/23	
5/16	vs. WSH (inclement weather)	0:12 (pregame)		L, 4-3
5/13	vs. MIN (inclement weather)	Postponed	Rescheduled for a DH on 5/14	
5/3	vs. KC (rain)	0:57 (top 2 nd)		L, 4-0
4/25	at DET (inclement weather)	Postponed	Rescheduled for a DH on 4/26	
4/11	vs. TOR (rain)	Postponed	Rescheduled for a DH on 7/29	

TOTAL TIME OF DELAYS: 9:32

COLDEST GAME TIME TEMPERATURE: 45 degrees, April 5 at Kansas City (W, 8-1)

WARMEST GAME TIME TEMPERATURE: 100 degrees, 2x, last: June 24 vs. Texas (L, 6-5 [10])