



WORLD CHAMPIONS: 1983, 1970, 1966 • **AL CHAMPIONS:** 1979, 1971, 1969 • **AL EAST CHAMPIONS:** 2023, 2014, 1997, 1974, 1973 • **AL WILDCARD:** 2024, 2016, 2012, 1996

BALTIMORE ORIOLES (43-50) vs. MIAMI MARLINS (42-51)

LHP Trevor Rogers (2-0, 1.57) vs. RHP Janson Junk (3-1, 3.12)

Saturday, July 12, 2025 • 4:05 p.m. ET • Oriole Park at Camden Yards • Baltimore, MD

TV: MASN • Radio: 98 Rock 97.9 FM/HD2 & WBAL NewsRadio 1090 AM/101.5 FM

Game No. 94

Home Game No. 46

| O's AT A GLANCE | |
|-----------------------------|--------|
| Overall | 43-50 |
| Home | 22-23 |
| Road | 21-27 |
| Day | 20-21 |
| Night | 23-29 |
| Current Streak | W3 |
| Last 5 Games | 4-1 |
| Last 10 Games | 7-3 |
| March | 3-2 |
| April | 9-16 |
| May | 9-18 |
| June | 16-11 |
| July | 6-3 |
| August | - |
| September | - |
| vs. LHSP | 12-16 |
| vs. RHSP | 31-34 |
| Series Opener | 17-14 |
| Series Opener at Home | 10-6 |
| Series Opener on Road | 7-8 |
| By Series | 9-17-4 |
| By Home Series | 6-8-1 |
| By Road Series | 3-9-3 |
| Rubber Games | 5-11 |
| Sweeps/Were Swept | 4-4 |
| Scored First | 31-16 |
| Opponent Scored First | 12-34 |
| 1-run games | 12-10 |
| Comeback Wins | 19-23 |
| Last AB Wins | 4-9 |
| Walkoff Wins | 0-1 |
| Extra Innings | 3-4 |
| Led After 6 | 36-6 |
| Led After 7 | 37-6 |
| Led After 8 | 41-0 |
| Tied After 6 | 3-4 |
| Tied After 7 | 4-4 |
| Tied After 8 | 2-5 |
| Behind After 6 | 4-40 |
| Behind After 7 | 2-40 |
| Behind After 8 | 0-45 |
| vs. AL Teams | 32-36 |
| vs. AL East | 13-13 |
| vs. AL Central | 8-16 |
| vs. AL West | 11-7 |
| vs. NL Teams | 11-14 |
| vs. NL East | 7-6 |
| vs. NL Central | 3-6 |
| vs. NL West | 1-2 |
| Hit 0 HR | 8-24 |
| Hit 1+ HR | 35-26 |
| Hit 2+ HR | 19-11 |
| Scored 3 or Fewer Runs | 10-35 |
| Scored 4 or More Runs | 33-15 |
| Allowed 3 or Fewer Runs | 32-2 |
| Allowed 4 or More Runs | 11-48 |
| More Hits than Opponent | 29-8 |
| Fewer Hits than Opponent | 13-39 |
| Committed No Errors | 31-24 |
| Committed 1 or More Errors | 12-26 |
| Starter Goes at least 5 inn | 34-24 |
| Starter Goes at least 6 inn | 22-7 |
| Starter Goes at least 7 inn | 8-2 |

ORIOLESPRESSBOX.COM

The 2025 Baltimore Orioles Media Guide, as well as the latest game notes, rosters, press releases, and other team information, can be found at [oriolepressbox.com](#).

BIRDLAND BITES: Baltimore continues a six-game homestand to close out the pre-All-Star break schedule today with the Marlins (1-0, 2 to play) after securing the series win over the Mets earlier this week...The Orioles open after the All-Star Game with a seven-game road trip at Tampa Bay (3 G, 7/18-20) and Cleveland (4 G, 7/21-24).

🐦 Yesterday, the Orioles defeated the Marlins, 5-2, improving to 6-1 in their last seven series openers since June 20.

🐦 **Dean Kremer** earned the win after working a season-high-tying seven scoreless innings on a season-low-tying three hits and one walk with seven strikeouts...Marked his fourth scoreless start of the season (last: 6/29 vs. TB)...Holds a 2.00 ERA (10 ER/45.0 IP) through seven games (6 GS) at Oriole Park this season, which would mark his lowest career home ERA in a single season (min. 5 GS).

🐦 **Jordan Westburg** matched a career high with three runs for the third time, all of which have come this season (last: 6/15 vs. LAA)...Extended his hitting streak to a season-high seven games after notching his fifth game with at least three hits of the season (last: 7/4 at ATL, 3 H)...Has gone 12-for-26 (.462) with a double, three homers, and seven RBI during the streak.

🐦 **Ryan O'Hearn** notched his 20th multi-hit effort on the year (last: 6/22 at NYY, 2 H), snapping a season-high 14-game streak without recording multiple hits.

TRENDING UP: Since June 27, the Orioles have gone 9-4, including a 6-1 stretch since July 4... They were 4-6 over the previous 10 games from June 16-25 but started June with a 9-4 record... Since May 30, Baltimore is 24-14 (.632), earning all four of their series sweeps during this span... Their .632 winning percentage in this time ranks tied for third in the AL and fourth in MLB with the Red Sox, trailing only the Blue Jays (.711), Brewers (.676), and Astros (.658).

🐦 Since June 27, **Gunnar Henderson** has slashed .321/.357/.604 (17-for-53) with four doubles, one triple, three homers, nine runs scored, and eight RBI.

🐦 In his last seven games played, **Jordan Westburg** has gone 12-for-26 (.462) with one double, three homers, nine runs scored, and seven RBI...The O's are 6-1 in those games.

🐦 Orioles starting pitchers have allowed three earned runs or fewer in five straight games and in nine of their last 11 games since June 29.

LEFT TO THE IMAGINATION: The Orioles have posted a .621 OPS against left-handed pitching, third lowest in the majors this year ahead of the Pirates (.612) and Guardians (.614)...That number drops to .610 against left-handed starting pitchers, third lowest in MLB ahead of the Rangers (.584) and Guardians (.590)...Baltimore's .739 OPS against righties ranks ninth in the majors and fourth in the AL.

🐦 Since June 11, Baltimore is slashing .265/.327/.412 off left-handed pitching...The O's .740 OPS ranks 13th in MLB during that time...The Birds entered that stretch with an MLB-low .555 OPS off southpaws, 40 points lower than the Guardians (.595 OPS).

FIREMEN: Baltimore relievers own an MLB-best 18.2 percent inherited scored rate (25 IRS/137 IR), ahead of Los Angeles-NL (23.4%)...**Keegan Akin** (4.2%, 1 IRS/24 IR) and **Seranthony Domínguez** (5.0%, 1 IRS/20 IR) have the two best inherited runners scored percentage in the majors.

🐦 Both Akin's and Domínguez's marks would set the single season franchise record (since 1954), currently held by **Mark Thurmond** (10.5%, 1988)...Since 1974, only five relievers have finished a full season with an inherited scored rate below 5.0 percent during the year (excluding 2020, 1981, 1995, & 1994): SF's Josh Osich in 2016 (4.7%), HOU's Wilton Lopez in 2010 (3.0%), and AZ's Jorge De La Rosa in 2017 (3.0%).

🐦 As a club, the 18.2 percent mark would be the lowest figure in a full-season by any MLB club since the statistic was first tracked in 1974...The only team with a lower mark since then was the 1995 Cleveland Indians (17.7%, strike-shortened), while the 2020 Tampa Bay Rays (COVID-19 pandemic) had an 18.7 percent clip.

WALK THIS WAY: The Orioles have walked at least once in a franchise-record 171 consecutive games since July 2, 2024, breaking the previous mark of 155 games set from June 23, 1955-June 24 (G1), 1956...That's the longest active stretch in the majors ahead of the Yankees (61 G) and Tigers (46 G) and the longest by an MLB team since the Giants, who had a 204-game stretch from July 6, 2002-August 22, 2003.

HEY NOW, YOU'RE AN ALL-STAR: Last Wednesday, it was announced that **Ryan O'Hearn** defeated NYY's Ben Rice in Phase 2 voting for the 95th annual All-Star Game, cementing his first career All-Star Game selection and earning a starting spot at designated hitter for the American League.

🐦 O'Hearn joins **Nelson Cruz** (2014) as the only Baltimore designated hitters to earn a fan election.

🐦 According to *Stats Perform*, O'Hearn, at 31 years old, will be the second Oriole to start in his first career All-Star Game at age-30 or older since the team moved to Baltimore in 1954 along with **Steve Stone**, who was 32 when he was the AL starting pitcher in 1980.

🐦 The Orioles have claimed a total of 46 fan elections since fan balloting returned in 1970, trailing only the Yankees (75) and Red Sox (59) among AL clubs.

DRAFT WEEK: The 2025 MLB First-Year Player Draft begins with the first three rounds taking place on Sunday while rounds 4-20 will happen on Monday...Following Thursday's acquisition of the No. 37 pick from the Tampa Bay Rays in exchange for Bryan Baker, the Orioles now hold seven selections on day one, the most on opening night...Baltimore has three of the top 31 picks with No. 19, No. 30, and No. 31, as well as No. 37, No. 58, No. 69, and No. 93.

WATER MEETS SKY: The O's and Marlins meet for their only series of the season this weekend at Oriole Park...Baltimore dropped two of three games at loanDepot park last season, losing the first two before winning the series finale...The Orioles swept the last series between the clubs at Camden Yards from July 14-16, 2023...Overall, the Birds are 15-30 (.333) against Miami since the teams first met in 1997...The .333 winning percentage is their second worst against any single opponent behind only Chicago-NL (7-15, .318).

| O's vs. MARLINS | | |
|--------------------------------|--------|----------------|
| Current Streak | | W2 |
| 2025 Record | | 1-0 |
| at Oriole Park at Camden Yards | | 1-0 |
| at loanDepot park | | -- |
| All-Time (since 1997)* | | 15-30 |
| at Home | | 11-14 |
| on Road | | 4-16 |
| *Teams first met in 1997 | | |
| 2025 Schedule | | |
| Date | Score | Win/Loss/Save |
| 7/11 | W, 5-2 | Kremer/Cabrera |
| 7/12 | | 4:05 p.m. ET |
| 7/13 | | 1:35 p.m. ET |

| O's AT HOME | |
|------------------|-------------------------------|
| Record | 22-23 |
| Team AVG/OBP/SLG | .254/.315/.442 |
| Fielding Errors | 21 |
| Team ERA | 4.99 (226 ER/408.0 IP) |
| Starters ERA | 5.32 (132 ER/223.1 IP) |
| Bullpen ERA | 4.58 (94 ER/184.2 IP) |
| Saves/Opps | 12/17 |
| Best Homestand | .667 (4-2), 2x, last: 6/10-15 |
| Worst Homestand | .000, 5/13-18 (0-6) |

| RISPY BUISNESS | |
|--|------|
| Highest Batting Average with Runners In Scoring Position, Since June 1 | |
| 1. Toronto Blue Jays..... | .330 |
| 2. Tampa Bay Rays | .315 |
| 3. Miami Marlins | .290 |
| 4. Boston Red Sox..... | .287 |
| 5. Baltimore Orioles | .281 |

| UPCOMING MILESTONES | |
|---------------------|------------------|
| Colton Cowser | 9 RBI shy of 100 |
| Andrew Kittredge | 4 K shy of 300 |
| Cedric Mullins | 1 HR shy of 100 |
| Jacob Stallings | 6 H shy of 400 |
| | 8 RBI shy of 200 |
| Ramón Urías | 6 R shy of 200 |
| | 5 HR shy of 50 |

THIS DATE IN O'S HISTORY

July 12, 1966 - Brooks Robinson is named MVP of the All-Star Game in steamy St. Louis, despite playing for the losing American League squad. Brooks has three hits including a triple, scores the lone AL run, and has eight assists in the field in a 2-1 loss in 10 innings.

July 12, 2016 - Zack Britton earns the save in the AL's 4-2 win over the NL in San Diego. Britton – who will finish the season 47-for-47 in save changes – allows a leadoff single then gets a fielder's choice and a double-play grounder to finish the game.

| UPCOMING SCHEDULE | | | | | |
|---|----------------|--------------|-------------------------------|----------------------------|------|
| DATE | OPPONENT | TIME | ORIOLES STARTER | OPPONENT STARTER | TV |
| July 13 | MIAMI | 1:35 p.m. ET | RHP Brandon Young (0-3, 6.14) | RHP Eury Pérez (2-2, 4.00) | MASN |
| July 14-17 | All-Star break | | | | |
| MASN and MASN2 games can also be streamed locally via MASN+ ...All games broadcast on the Orioles Radio Network and 98 Rock 97.9 FM/HD2 & WBAL NewsRadio 1090 AM/101.5 FM | | | | | |

#28 TREVOR ROGERS LHP



2-0, 1.57 ERA

HT: 6-5 WT: 215
DOB: 11/13/97 Age: 27
Bats: L Throws: L

| PITCH TYPE (2025) | USAGE | AVG. VELOCITY |
|-------------------|-------|---------------|
| Fastball | 40.4% | 93.3 mph |
| Changeup | 24.0% | 86.5 mph |
| Sinker | 17.1% | 93.2 mph |
| Slider | 11.9% | 81.3 mph |
| Sweeper | 6.6% | 78.8 mph |

QUICK HITS: Set to make his sixth big league start of the 2025 campaign and his 10th as an Oriole...Appointed from Triple-A Norfolk as the Orioles 27th man for the doubleheader on May 24 (G2) at Boston and recalled from Norfolk on June 18...Was placed on the 15-day Injured List on March 27 (retroactive to March 24) with right knee subluxations...On May 11, was reinstated from the IL and optioned to Norfolk...Acquired by the Orioles from the Marlins in exchange for INF/OF Connor Norby and OF Kyle Stowers on July 30, 2024...Selected by the Marlins with the No. 13 overall pick in the 2017 First-Year Player Draft out of Carlsbad (NM) High School.

LAST TIME OUT: Earned the win on July 6 at Atlanta after tossing 6.2 scoreless innings on four hits and two walks with a season-high six strikeouts...Worked his third quality start of the year, matching his total from 2024 in 20 fewer starts...Threw 88 pitches, 60 strikes.
🏆 Notched his third scoreless start of the season, tying his single-season career high set in 2021 in 20 fewer games.
🏆 Among pitchers who have made at least five starts since May 24 (Rogers' season debut), his 1.57 ERA is the fourth best in the majors behind PHI's Ranger Suárez (1.21), NYM's Kodai Senga (1.32), CHC's Matthew Boyd (1.49), and PIT's Paul Skenes (1.55).

OH MIA, OH MY: Set to make his first career start against his former team...Before being acquired by Baltimore on July 30, 2024, Rogers went 2-9 with a 4.53 ERA (53 ER/105.1 IP) through 21 starts for Miami last season.
🏆 Holds a career 7-21 record with a 4.77 ERA (107 ER/202.0 IP) through 42 starts against the NL East...Last faced an NL East opponent in his last start on July 6 at Atlanta.

THE ARSENAL: Through five starts this season, Rogers has featured his four-seam fastball at a 40.4 percent clip, off which opponents are slashing .167/.211/.250 (6-for-36) with one homer and 13 strikeouts...His secondary offering has been a changeup, thrown 24.0 percent of the time, which has induced a .167/.194/.233 (5-for-30) slash line with two doubles.
🏆 Has not allowed an extra-base hit off any of his three other offerings—his sinker, slider, and sweeper—this season.
🏆 In his seven starts with Norfolk this season, batters went 11-for-32 (.344) off his four-seamer, thrown 31.8 percent of the time, and 8-for-30 (.267) off his changeup, thrown at a 26.5 percent clip.

HISTORY MADE: On June 30 at Texas, Rogers had his first plate appearance as a hitter since September 28, 2021 (G1) in the fourth inning...After **C Chadwick Tromp** exited in the third inning with an injury, starting **DH Gary Sánchez** substituted as catcher, and Rogers entered the batting order in the ninth spot, replacing Tromp...At the plate, Rogers went 0-for-2 with two strikeouts.
🏆 Became the third MLB starting pitcher (not incl. Shohei Ohtani) to hit since the NL adopted the DH rule in 2022, joining CIN's Reiver Sanmartin (4/19/22) and SEA's Luis Castillo (6/30/24).
🏆 Rangers starting pitcher Jack Leiter pinch-hit in the 11th inning, marking the first game with the DH rule in place where each team had a primary-position pitcher bat since the DH was first instituted in 1973, per [@SlangzOnSports](#).

DOING SOME CLEAN UP: Opposing four-hole hitters have gone 5-for-14 (.357) off Rogers, while all other spots in the order have gone a combined 12-for-87 (.138)...This includes an 2-for-28 (.071) mark by seven, eight, and nine hole hitters.
🏆 Last season, the bottom three spots in the order hit .285 (41-for-144) with five homers off Rogers.

NEED FOR SPEED: In his June 23 start vs. Texas, Rogers hit 96.3 mph on his fastball in the first inning on the sixth pitch of the at-bat to Wyatt Langford, marking his fastest pitch since April 2, 2023 (96.6 mph)...His 93.3 mph average velocity on his four seamer is his highest since 2022 (94.6 mph) and has increased by 1.4 mph since 2024 (91.9 mph).

LIMITING THE LONG BALL: Since the beginning of the 2021 season, Rogers has allowed 0.83 home runs per nine innings, the 12th-lowest mark among all MLB starters during that stretch (min. 400.0 IP).
🏆 Has allowed one or zero home runs in 35 of his last 36 starts since September 12, 2022 (2 HR, 5/4/24 at OAK).

2025 & CAREER SPLITS

| 2025 | | | | | | CAREER | | | | | |
|-------|-----|------|-----|------|----|--------|------|-------|-------|-----|--|
| | W-L | ERA | G/S | IP | ER | W-L | ERA | G/S | IP | ER | |
| Home | 1-0 | 0.00 | 1/1 | 8.0 | 0 | 7-18 | 4.61 | 40/40 | 193.1 | 99 | |
| Road | 1-0 | 2.18 | 4/4 | 20.2 | 5 | 10-16 | 3.85 | 49/49 | 245.2 | 105 | |
| Day | 1-0 | 0.00 | 1/1 | 6.2 | 0 | 5612 | 3.71 | 35/35 | 174.2 | 72 | |
| Night | 1-0 | 2.05 | 4/4 | 22.0 | 5 | 11-22 | 4.49 | 54/54 | 264.1 | 132 | |

| | AVG | AB | H | HR | BB | K | AVG | AB | H | HR | BB | K |
|-----------|------|-----|----|----|----|----|------|------|-----|----|-----|-----|
| vs. Left | .118 | 17 | 2 | 0 | 2 | 4 | .250 | 388 | 97 | 3 | 56 | 119 |
| vs. Right | .179 | 84 | 15 | 1 | 6 | 20 | .255 | 1300 | 331 | 40 | 118 | 323 |
| TOTALS | .168 | 101 | 17 | 1 | 8 | 24 | .254 | 1688 | 428 | 43 | 174 | 442 |

RUN SUPPORT (as starter in '25)

| | |
|----------|------|
| 0 Runs | 1 |
| 1 Run | -- |
| 2 Runs | 1 |
| 3 Runs | 1 |
| 4 Runs | -- |
| 5 Runs | -- |
| 6 Runs | 1 |
| 7 Runs | -- |
| 8 Runs | 1 |
| 9 Runs | -- |
| 10+ Runs | -- |
| Total | 19 |
| RS/9 | 5.97 |

RUNS ALLOWED BY INNING IN 2025

| | |
|-----------------|----|
| 1 st | 0 |
| 2 nd | 0 |
| 3 rd | 3 |
| 4 th | 0 |
| 5 th | 0 |
| 6 th | 2 |
| 7 th | 0 |
| 8 th | 0 |
| 9 th | -- |
| Total | 5 |

MISCELLANEOUS 2025 STATS

| | |
|---------------|------|
| WHIP | 0.87 |
| K/9 | 7.53 |
| BB/9 | 2.51 |
| QS | 3 |
| #P/IP | 15.3 |
| Opponents AVG | .168 |
| OBP | .236 |
| SLG | .218 |
| OPS | .454 |

2025 HIGHS

Innings: 8.0, 6/23 vs. TEX
Hits: 5, 6/18 at TB
Runs: 3, 6/18 at TB
Earned Runs: 3, 6/18 at TB
Strikeouts: 6, 7/6 at ATL
Walks: 3, 2x, last: 6/30 at TEX
Home Runs: 1, 6/30 at TEX
Winning Streak: 2, 6/23-pres.
Losing Streak: --
Shortest Start: 2.1, 6/18 at TB
Pitches Thrown: 101, 6/23 vs. TEX
Low-Hit CG: --

CAREER HIGHS

Innings: 8.0, 6/23/25 vs. TEX
Hits: 9, 3x, last: 5/10/24 vs. PHI
Runs: 9, 9/11/20 (G1) vs. PHI
Earned Runs: 8, 2x, last: 5/4/24 at OAK
Strikeouts: 10, 3x, last: 9/21/21 vs. WSH
Walks: 6, 6/14/22 at PHI
Home Runs: 3, 2x, last: 5/20/22 vs. ATL
Winning Streak: 3, 3x, last: 5/7-24/21
Losing Streak: 8, 6/15/21-4/22/22
Shortest Start: 1.0, 9/17/22 at WSH
Pitches Thrown: 107, 7/9/24 at HOU
Low-Hit CG: --

ROGERS vs. MIA

| PLAYER | AVG | AB | H | HR | RBI |
|-----------|-----|----|---|----|-----|
| Edwards | .— | — | — | — | — |
| Fortes | .— | — | — | — | — |
| Hernandez | .— | — | — | — | — |
| Hicks | .— | — | — | — | — |
| Hill | .— | — | — | — | — |
| Lopez | .— | — | — | — | — |
| Myers | .— | — | — | — | — |
| Norby | .— | — | — | — | — |
| Ramírez | .— | — | — | — | — |
| Sanoja | .— | — | — | — | — |
| Stowers | .— | — | — | — | — |
| Sánchez | .— | — | — | — | — |
| Wagaman | .— | — | — | — | — |

JUNK vs. BAL

| PLAYER | AVG | AB | H | HR | RBI |
|-----------|------|----|---|----|-----|
| Cowser | .— | — | — | — | — |
| Henderson | .— | — | — | — | — |
| Holliday | .— | — | — | — | — |
| Jackson | .— | — | — | — | — |
| Laureano | .500 | 2 | 1 | 0 | 2 |
| Mayo | .— | — | — | — | — |
| Mullins | .— | — | — | — | — |
| O'Hearn | .500 | 2 | 1 | 0 | 0 |
| O'Neill | .— | — | — | — | — |
| Stallings | .000 | 1 | 0 | 0 | 0 |
| Uriás | .— | — | — | — | — |
| Vázquez | .— | — | — | — | — |
| Westburg | .— | — | — | — | — |

ROGERS' 2025 MLB STARTS

| DATE | OPP | SCORE | WHEN LEFT | DEC | IP | H | R | ER | BB | K | HR | PIT | STR |
|-----------|---------|-------|-----------|-----|-----|------|----|----|----|---|----|-----|-------------|
| 5/24 (G2) | at BOS | 2-1 | 0-0 | ND | 6.1 | 2 | 0 | 0 | 0 | 5 | 0 | 87 | 56 |
| 6/18 | at TB | 8-12 | 8-3 | ND | 2.1 | 5 | 3 | 3 | 3 | 4 | 0 | 71 | 43 |
| 6/23 | vs. TEX | 6-0 | 6-0 | W | 8.0 | 3 | 0 | 0 | 0 | 4 | 0 | 101 | 72 |
| 6/30 | at TEX | 10-6 | 3-2 | ND | 5.1 | 3 | 2 | 2 | 3 | 5 | 1 | 91 | 52 |
| 7/6 | at ATL | 2-1 | 2-0 | W | 6.2 | 4 | 0 | 0 | 2 | 6 | 0 | 88 | 60 |
| TOTALS | | | | | 2-0 | 28.2 | 17 | 5 | 5 | 8 | 24 | 438 | 283 (64.6%) |

TOMORROW'S STARTER: RHP BRANDON YOUNG (0-3, 6.14)

LAST TIME OUT: Did not factor in the decision on July 8 vs. New York-NL after tossing a career-high 5.1 innings, allowing two runs on five hits (2 HR) with a career-high-tying six strikeouts...Surrendered three extra-base hits (2 2B, HR) to open the sixth inning, which plated both runs Young allowed...Threw an immaculate fifth inning, becoming the second Oriole to do so since 2000, along with **Kevin Gausman** on April 23, 2018 vs. Cleveland (7th).

vs. MIAMI: Set to make his first career start against the Marlins and second against an NL East opponent, joining his last outing against New York-NL...Has pitched to a 4.82 ERA (5 ER/9.1 IP) through two Interleague starts compared to a 7.11 mark (10 ER/12.2 IP) across three starts against AL opponents.

BIRDS IN THE BULLPEN



| PITCHER | LAST OUTING | DEC. | IP | H | R | ER | BB | K | RETIRED/1 ST BF | IR/SCORED | SV/OPP | INNINGS-HIGH | STRIKEOUTS-HIGH |
|-------------|-------------------|-------|-------|-----|-----|-----|-----|-----|----------------------------|-----------|--------|-----------------------------|---------------------------|
| Bautista | 7/10 (G1) vs. NYM | SV | 1.0 | 0 | 0 | 0 | 0 | 0 | 26/34 | 2/0 | 18/19 | 1.0 (31x, last: 7/5 at ATL) | 3 (5x, last: 7/8 vs. NYM) |
| Blewett | 7/5 at ATL | ND | 1.0 | 1 | 1 | 1 | 2 | 1 | 21/23 | 10/1 | -- | 2.2 (2x, last: 6/28 vs. TB) | 4 (4/18 vs. CIN) |
| Cano | 7/11 vs. MIA | ND | 1.0 | 0 | 0 | 0 | 0 | 1 | 23/37 | 10/3 | 1/3 | 1.1 (4/13 vs. TOR) | 3 (2x, last: 6/21 at NYY) |
| Domínguez | 7/10 (G2) vs. NYM | ND | 1.0 | 1 | 0 | 0 | 1 | 2 | 26/38 | 20/1 | 2/4 | 1.2 (2x, last: 6/30 at TEX) | 3 (4x, last: 6/30 at TEX) |
| Kittredge | 7/11 vs. MIA | ND | 1.0 | 2 | 2 | 2 | 0 | 1 | 20/23 | 4/1 | -- | 2.0 (6/21 at NYY) | 2 (5x, last: 6/21 at NYY) |
| Martin | 7/2 at TEX | ND | 1.1 | 1 | 0 | 0 | 0 | 2 | 1/1 | 2/0 | -- | 1.1 (7/2 at TEX) | 2 (7/2 at TEX) |
| Selby | 6/16 at TB | ND | 2.0 | 2 | 0 | 0 | 0 | 5 | 3/4 | 3/1 | -- | 2.0 (6/16 at TB) | 5 (6/16 at TB) |
| Soto | 7/10 (G2) vs. NYM | ND | 1.0 | 0 | 0 | 0 | 0 | 1 | 28/41 | 20/4 | 0/1 | 1.2 (4/4 at KC) | 3 (4x, last: 6/16 at TB) |
| 2025 TOTALS | 4.47 ERA | 14-17 | 356.1 | 332 | 194 | 177 | 157 | 388 | 234/328 | 137/25 | 23/35 | 7.0 (Kremer, 6/12 vs. DET) | 8 (Kremer, 6/12 vs. DET) |

74 • FÉLIX BAUTISTA • RHP

1-1 • 18 SV • 2.41 ERA • 34 G

WHIP: 1.07

K/9: 12.83

BB/9: 5.35

vs. ALL: .130 (15-for-115)

vs. LHB: .136 (8-for-59)

vs. RHB: .125 (7-for-56)

⚡ Tossed 1.0 scoreless inning to earn his 18th save on 7/10 (G1) vs. NYM...Marked only his third time in a save situation without recording a strikeout this year...Had recorded multiple strikeouts in seven of his previous eight appearances

⚡ Has converted a save in each of his last 11 opportunities, the third-longest active streak in MLB behind HOU's Josh Hader (26 G) and PIT's David Bednar (12 G)

⚡ In 16 appearances since 5/31, is 1-0 with nine saves, an 0.56 ERA (1 ER/16.0 IP), an .059 opponent average (3-for-51), and 0.69 WHIP

⚡ His .130 opponent batting average (15-for-115) leads MLB (min. 100 BF)

⚡ Opponents are 4-for-46 (.087) with 25 strikeouts and a 52.4 percent whiff rate against his split-finger

⚡ His 14.8 percent walk rate is the fifth highest among AL relievers

⚡ On 6/20 at NYY, secured the save on his birthday, becoming the first Oriole to record multiple saves on his birthday in his career (also 2023)

⚡ Five of his nine runs allowed this year came in a four-game stretch from 5/11-21

⚡ Recorded a save in a career-high six straight appearances from 4/19-5/9

⚡ Made his season debut on 3/29 at TOR, marking his first major league game since 8/25/23 vs. COL (582 days)

67 • SCOTT BLEWETT • RHP

3-0 • 4.78 ERA • 25 G (2 GS)

WHIP: 1.36

K/9: 7.27

BB/9: 3.74

vs. ALL: .250 (41-for-164)

vs. LHB: .210 (17-for-81)

vs. RHB: .289 (24-for-83)

⚡ Allowed one run on one hit and two walks with one strikeout across 1.0 inning on 7/5 at ATL...Has a 6.00 ERA (12 ER/18.0 IP) with 16 hits and seven walks with 11 strikeouts since 6/8...Has been charged with all 12 runs in his last eight games (14.1 IP) since 6/15

⚡ Earned his first win as an Oriole on 6/20 at NYY (2.0 IP, 2 K)

⚡ Has completed more than 1.0 inning in 27 of his 42 career games and in 18 of his 25 games this season

⚡ Owns a 1.45 ERA (3 ER/18.2 IP) across 12 road games this season compared to a 7.30 ERA (20 ER/24.2 IP) in 13 home games (2 GS)

⚡ Started on 6/15 vs. LAA and allowed two runs on two hits (1 HR) with one strikeout across 2.2 innings...Marked his second start this season (also 4/22 vs. STL w/ATL)

⚡ Activated by the Orioles on 6/8 after being acquired from ATL for cash considerations on 6/6, marking his second stint with the club this season (also 4/15-18)

⚡ Made his O's debut on 4/15 vs. CLE (1.2 IP, 1 H, 0 R, 2 K)

78 • YENNIER CANO • RHP

1-5 • 1 SV • 3.98 ERA • 37 G

WHIP: 1.33

K/9: 9.95

BB/9: 2.84

vs. ALL: .267 (32-for-120)

vs. LHB: .292 (14-for-48)

vs. RHB: .250 (18-for-72)

⚡ Tossed 1.0 perfect inning with a strikeout on 7/11 vs. MIA...Has not allowed an earned run in seven straight appearances since 6/20

⚡ Is one of 10 MLB relievers with at least five losses this season

⚡ On 7/5 at ATL, secured his first save since 8/3/24 at CLE

⚡ Opponents are batting .333 (14-for-42) against him with no outs and 6-for-16 (.375) with runners in scoring position and two outs

⚡ Has limited opponents to a .204 (11-for-54) clip with 13 strikeouts against his sinker, while opponents are hitting .419 (13-for-31) with five extra-base hits (3 2B, 2 HR) off his changeup

⚡ Is holding opposing hitters to a .143 average (5-for-35) and .314 OPS when ahead in the count compared to a .467 average (14-for-30) and 1.333 OPS when behind

⚡ Recalled from Triple-A Norfolk on 7/2...Marked his first stint in the minors since 4/13/23...Pitched in two games with the Tides and allowed one run on two hits with two strikeouts across 2.0 innings

⚡ Eight and nine-hole hitters are 10-for-29 (.345) against him with an .835 OPS...One through seven batters are 22-for-91 (.242) with a .706 OPS

56 • SERANTHONY DOMÍNGUEZ • RHP

2-2 • 2 SV • 3.13 ERA • 38 G

WHIP: 1.26

K/9: 12.29

BB/9: 5.30

vs. ALL: .191 (25-for-131)

vs. LHB: .271 (16-for-59)

vs. RHB: .125 (9-for-72)

⚡ Threw a scoreless ninth inning to close out a 7-3 win on 7/10 (G2) vs. NYM

⚡ His .125 (9-for-72) clip against right-handed batters is the second lowest in the majors (min. 70 BF) behind TEX's Shawn Armstrong (.110)...On 7/6 at ATL, earned the save but allowed a homer to Sean Murphy on an 0-2 pitch, his first surrendered to a righty this season

⚡ His 5.0 inherited runner scored rate (1 IRS, 20 IR) is second lowest in MLB behind teammate Keegan Akin (4.2%)

⚡ His .106 (5-for-47) opponent average with runners in scoring position is fourth lowest in MLB (min. 50 BF)

⚡ Has 57.4 percent whiff rate on his sweeper and a 56.9 percent whiff rate on his split-finger, the second and third-best whiff rates on a single pitch in the majors this season (min. 100 P) behind NYY's Fernando Cruz's split-finger (60.2%)...Opponents are 3-for-30 (.100) with 16 strikeouts off his sweeper and 3-for-30 (.100) with 19 strikeouts off his split-finger

⚡ He's allowed two runs in two of his last three appearances against MIA since 9/8/23...Matches his career total (4 R) in his first 18 career games vs. the Marlins

⚡ His 14.4 percent walk rate is the sixth highest among AL relievers

⚡ Did not allow an earned run in a career-high-tying 15 straight games from 5/26-6/30 (also 4/18 [G1] -5/21/23)

⚡ Has allowed a .291/.418/.527 (16-for-55) slash line to opposing hitters with the bases empty compared to a .118/.221/.145 (9-for-76) with runners on base... Opponents are hitting .106 (5-for-47) with runners in scoring position, fourth best in the majors (min. 50 BF)

39 • ANDREW KITTREDGE • RHP

1-1 • 4.18 ERA • 23 G

WHIP: 1.14

K/9: 8.75

BB/9: 2.28

vs. ALL: .228 (21-for-92)

vs. LHB: .292 (14-for-48)

vs. RHB: .159 (7-for-44)

⚡ Allowed two runs on two hits (1 HR) with one strikeout in 1.0 inning on 7/11 vs. MIA...Marked his third home run surrendered this season, all in 15 games since 6/14

⚡ Tossed six consecutive perfect outings from 6/30-7/10 (G2)

⚡ Has limited right-handed hitters to an .100 (2-for-20) clip in nine outings since 6/23, though two of his last three hits allowed to righties since 6/21 have been homers

⚡ Has held the opposition to a .183 (11-for-60) average with zero and one outs, compared to .313 (10-for-32) with two outs

⚡ Opponents are 2-for-20 (.100) with zero extra-base hits on his sinker, but has not struck out a batter with the pitch this season

⚡ Nine of his 12 runs surrendered this season came in an eight-game stretch from 6/14-28...On 6/18 at TB, permitted four hits for the first time since 10/1/21 at NYY (also 4 H), while allowing four runs for the third time in his career (6 R, 5/13/18 at BAL & 4 R, 9/27/18 vs. NYY)...33.3 percent of the runs he has allowed this season (4-of-12) came in the outing

⚡ Has allowed a .154/.195/.333 (6-for-39) slash line when pitching with a lead compared to a .317/.364/.512 (13-for-41) when the team is behind

⚡ Reinstated from the 15-day Injured List on 5/21...Opened the season on the IL after undergoing left knee debridement on 4/7

48 • CORBIN MARTIN • RHP

0-0 • 0.00 ERA • 1 G

WHIP: 0.75

K/9: 13.50

BB/9: 0.00

vs. ALL: .200 (1-for-5)

vs. LHB: .333 (1-for-3)

vs. RHB: .000 (0-for-2)

⚡ Made his Orioles debut on 7/2 at TEX, allowing one hit and striking out two batters in 1.1 innings...Stranded two inherited runners...Had his contract selected from Triple-A Norfolk prior to the game

⚡ Had last pitched in the majors on 7/30/22 at ATL with AZ, making the start and suffering the loss after allowing four runs on six hits (3 HR) and one walk with six strikeouts across 4.0 innings pitched

⚡ Is 2-2 with one save and a 5.29 ERA (19 ER/32.1 IP) across 29 Triple-A games (1 GS) this year

⚡ Has not allowed a run over his last eight outings (7.0 IP) with the Tides since 6/8 (G2), allowing two hits and three walks with six strikeouts...10 of his last 11 outings since 5/30 have been scoreless

⚡ Was claimed by the Orioles from MIL on 5/13/24 and outrighted to Triple-A on 6/15...Invited to Spring Training with the O's as a non-roster invitee in 2025

60 • COLIN SELBY • RHP

0-0 • 3.18 ERA • 4 G

WHIP: 1.06

K/9: 15.88

BB/9: 1.59

vs. ALL: .227 (5-for-22)

vs. LHB: .273 (3-for-11)

vs. RHB: .182 (2-for-11)

⚡ Recalled from Triple-A Norfolk between games of Thursday's doubleheader, his fifth stint on the big league roster (4/9-14, 4/26, 5/8-11, 6/16)

⚡ Has posted a 2.38 ERA (6 ER/22.2 IP) with 12 walks and 31 strikeouts in 22 appearances with the Tides...Since being optioned on 6/17, has worked six scoreless appearances (6.0 IP) with two hits and three walks while striking out eight...Has held opponents to a .105 AVG and a 0.83 WHIP in those games

⚡ In his last MLB appearance on 6/16 at TB, struck out five batters, the most by a primary O's reliever this season

⚡ In 30 career MLB appearances (5 GS), has limited right-handed hitters to a .220 (18-for-82) clip compared to .311 (19-for-61) against left handers

65 • GREGORY SOTO • LHP

0-2 • 3.78 ERA • 41 G

WHIP: 1.23

K/9: 10.80

BB/9: 4.05

vs. ALL: .213 (26-for-122)

vs. LHB: .154 (8-for-52)

vs. RHB: .257 (18-for-70)

⚡ Tossed 1.0 perfect inning with a strikeout on 7/10 (G2) vs. NYM...Marked his first outing of at least 1.0 inning in five appearances this month

⚡ Since 6/4, left-handed hitters are 0-for-17 with 12 strikeouts against him

⚡ Suffered his first blown save of the year after allowing one run on one walk with one strikeout on 6/24 vs. TEX

⚡ Opponents are slashing .120/.274/.200 (6-for-50) over his last 20 appearances since 5/25 after they batted .327/.382/.531 (16-for-49) in his 14 prior outings

⚡ His 18 holds are tied for fourth in the AL and are the second most in his career (2023; 24 HLD)

⚡ Has a 48.0 percent whiff rate on his slider, but both of the homers he has allowed this season have come on the offering

ORIOLES PUBLIC RELATIONS DEPARTMENT

333 W. CAMDEN ST., BALTIMORE, MD 21201

410-547-6150

✉ ORIOLESPR@ORIOLES.COM

✂ @ORIOLESPR

| 17 • COLTON COWSER • OF (L) | .223 • 8 HR • 18 RBI |
|--|-------------------------------------|
| Current Streak: 0-for-last-5 (since 7/10 [G2]) | 2025 High: 4 G (4x, last: 6/29-7/2) |
| Last Game: 0-4, K | Homestand: 4 G, 4-15, R, RBI, 3 K |
| 🐦 Has one double, one homer, seven RBI, and an .808 OPS in six career games vs. MIA | |
| 🐦 Is 9-for-22 (.409) w/RISP since 6/18 after opening the year 0-for-8 | |
| 🐦 Has three homers on 0-2 pitches...Joins SD's Manny Machado (4 HR) and DET's Javier Báez/NYM's Francisco Lindor (both 3 HR) as the only major leaguers with at least three homers in an 0-2 count this season...Batting .263 (5-for-19) in 0-2 counts | |
| 🐦 On 6/30 at TEX, his solo homer had an exit velocity of 113.7 mph, the hardest-hit homer by an Oriole this season...Since the start of 2024, has three of the four hardest-hit home runs by the Orioles | |
| 🐦 On 6/27 vs. TB, set career highs in runs (4), doubles (3), and times on base (5) | |
| 🐦 From 6/17-19, homered in three consecutive games with a plate appearance for the second time in his career (also 6/25-28/24, 3 G) | |
| 🐦 On 6/7 at ATH, hit the furthest homer of his career (455 ft.), marking the furthest hit by an Oriole at the time since 8/8/23 vs. HOU (472 ft., Mountcastle) | |
| 🐦 From 3/31-6/1, missed 54 games on the IL due to a left thumb fracture...Team went 20-34 during that time | |

| 2 • GUNNAR HENDERSON • INF (L) | .279 • 11 HR • 31 RBI |
|--|---|
| Current Streak: 4 G (6-13; since 7/8) | 2025 High: 14 G (6/5-20) |
| Last Game: 1-2, R, 2 BB, K | Homestand: 4 G, 6-13, 2B, HR, 4 R, 2 RBI, 2 BB, 3 K |
| 🐦 Has 90+ hits, 30+ walks, and 10+ SB before the All-Star break for the second straight year...The only other Orioles to do so in consecutive seasons are Brian Roberts (3, 2007-09) and Brady Anderson (2, 1996-97) | |
| 🐦 Is batting .338 (24-for-71) with four doubles, one triple, two home runs, and seven RBI in his last 19 games at Camden Yards since 5/30 | |
| 🐦 His .360 (9-for-25) batting average with runners in scoring position and two outs ranks sixth in the AL (min. 25 AB) | |
| 🐦 Is 14-for-39 (.359) with nine RBI off lefties since 6/7...Opened the year 10-for-72 (.139) | |
| 🐦 On 7/10 (G1) vs. NYM, hit his first career pinch-hit homer...Was the first go-ahead pinch-hit home run in the eighth inning or later by an Oriole since Hyun Soo Kim (9/28/16 at TOR) | |
| 🐦 On 6/30 at TEX, drove in all four of his runs in extra innings, becoming the first Oriole in team history with four RBI in extra innings without hitting a grand slam | |
| 🐦 On 6/27 vs. TB, tallied his fifth career game with at least one triple and one home run (last: 5/9 at LAA, 3B & HR)...Since 2023, his five such games are tied for third most in MLB behind LAD's Shohei Ohtani and CIN's Elly De La Cruz (both 7 G) | |
| 🐦 From 6/6-21, hit safely in a career-high 14 straight games | |
| 🐦 On 5/30 vs. CWS, recorded his 400 th career hit, becoming the sixth Oriole to do so before turning 24, (Machado, Ripken, Jr., Murray, Powell, & B. Robinson) | |

| 7 • JACKSON HOLLIDAY • INF (L) | .259 • 12 HR • 38 RBI |
|--|--|
| Current Streak: 1 G (1-5; since 7/11) | 2025 High: 10 G (5/14 [G2]-5/24[G1]) |
| Last Game: 1-5, 2B, R, 2 K | Homestand: 4 G, 4-17, 2B, HR, 3 R, 2 RBI, BB, HBP, 4 K |
| 🐦 His 88 hits this year are the second most by an Oriole who is 21 years old or younger prior to the All-Star break, trailing Eddie Murray (97 H, 1977) | |
| 🐦 Has an .843 OPS in 40 games at OPACY compared to a .623 OPS in 46 road games | |
| 🐦 Ranks among AL second basemen in hits (2 nd , 88), triples (T-2 nd , 2), total bases (3 rd , 142), extra-base hits (3 rd , 28), batting average (4 th , .259), and steals (T-4 th , 9) | |
| 🐦 Slashing .375/.412/.563 (48-for-128) with 14 XBH (9 2B, 5 HR) from innings 1-3, and .189/.249/.330 (40-for-212) with 14 XBH (5 2B, 2 3B, 7 HR) from the fourth inning on | |
| 🐦 On 7/6 at ATL, had a career-high-tying four hits (also 8/16/24 vs. BOS)...Also had a career-high-tying two extra-base hits (6x, last: 6/23 vs. TEX) | |
| 🐦 From 6/14-30, reached base safely in a career-best 15 straight games | |
| 🐦 On 6/23 vs. TEX, had a career-high-tying four RBI (3x, last: 4/16/25 vs. CLE) | |
| 🐦 On 5/31 vs. CWS, hit his first career leadoff homer...Became the second-youngest Oriole to hit a leadoff home run behind Paul Blair (21y, 075d on 4/17/65 at BOS & 21y, 100d on 5/12/65 vs. CLE) | |
| 🐦 From 5/14 (G2)-5/24 (G1), had a career-best 10 game hitting streak | |

| 70 • ALEX JACKSON • C (R) | .500 • 0 HR • 1 RBI |
|--|--|
| Current Streak: 2 G (3-7; since 8/30/24) | 2025 High: 1 G (current streak) |
| 7/10 (G2) vs. NYM: 2-4, 2 2B, 2 R, RBI, K | Homestand: 2 G, 2-4, 2 2B, 2 R, RBI, K |
| 🐦 On 7/10 (G2) vs. NYM, had a career-high-tying two doubles (also 7/12/24 vs. CLE)...His two runs also matched a career-high (9x, last: 8/18/24 vs. AZ) | |
| 🐦 On 7/8 vs. NYM, made his Orioles debut in the 10 th inning...Became the sixth different player to appear at catcher this season for the O's, tying the franchise record (1986, 1962, 1960) | |
| 🐦 On 7/6, was acquired from NYY in exchange for international bonus pool space and a player to be named later or cash considerations | |
| 🐦 Hit .226/.308/.463 (37-for-164) with seven doubles, one triple, 10 home runs, 31 runs scored, and 34 RBI in 44 games with Triple-A Scranton/Wilkes-Barre | |
| 🐦 Prior to making his season debut on 7/8 vs. NYM, he last appeared in the majors with TB on 8/30/24 before being designated for assignment on 9/5/24...Signed a minor league contract with CIN on 11/8/24 and traded to NYY on 12/20/24 | |

| 12 • RAMÓN LAUREANO • OF (R) | .279 • 10 HR • 34 RBI |
|---|--|
| Current Streak: 1 G (3-4; since 7/11) | 2025 High: 6 G (6/23-30) |
| Last Game: 3-4, 2B, 2 RBI | Homestand: 4 G, 5-14, 2B, R, 6 RBI, BB, SB |
| 🐦 Has 1+ RBI in a season-high four straight games...Is tied with Jackson Holliday (5/20-24) for the longest such streak by an Oriole this season...Last had 1+ RBI in five straight games during a career-best six-game run (7/5-14/19) | |
| 🐦 Is 11-for-28 (.393) with three doubles and one homer in 10 career games vs. MIA | |
| 🐦 Is 15-for-39 (.385) with RISP since 5/16...Opened the year 1-for-25 (.040) with RISP | |
| 🐦 His .935 OPS against right-handers is the second highest by a right-handed hitter in the AL (min. 140 PA) behind NYY's Aaron Judge (1.138) | |
| 🐦 His seven outfield assists are tied for fourth in MLB...Since 2018, his 56 outfield assists are third in MLB behind Teoscar Hernandez (69) and Hunter Renfroe (65) | |
| 🐦 On 6/30 at TEX, tied career highs in hits (4) and doubles (3)...Marked his fifth four-hit game (last: 5/16/25 vs. WSH) and second three-double effort (6/21/24 at NYY) | |
| 🐦 From 6/23-30, scored 1+ run in six straight games, the longest run by an Oriole since Jackson Holliday (9 G) from 4/23-8/8/23...Scored a career-high four runs on 6/27 vs. TB | |
| 🐦 From 5/21-6/5, missed 14 games on the 10-day IL (left ankle sprain) | |

| 16 • COBY MAYO • INF (R) | .205 • 1 HR • 9 RBI |
|--|--------------------------|
| Current Streak: 0-for-last-8 (since 6/30) | 2025 High: 4 G (6/27-30) |
| 7/10 (G1) vs. NYM: 0-2, K | Homestand: 1 G, 0-2, K |
| 🐦 Is 11-for-42 (.262) with four doubles, one homer, and eight RBI in 14 games since 6/14 | |
| 🐦 Is 7-for-30 (.233) off southpaws...Hit .500 (11-for-22) with three doubles, one triple, five home runs and 10 RBI against left-handed pitchers with Triple-A Norfolk | |
| 🐦 On 7/1 at TEX, had his career-high four-game hitting streak snapped after striking out as a pinch-hitter | |
| 🐦 On 6/27 vs. TB, hit his first major league home run in the eighth inning and set a career high with four RBI...Had driven in four total runs in his career entering 6/27 | |
| 🐦 On 5/31, was recalled from Norfolk, marking his second stint on the active roster | |

| 31 • CEDRIC MULLINS • OF (L) | .216 • 13 HR • 41 RBI |
|---|--|
| Current Streak: 2 G (2-4; since 7/10 [G2]) | 2025 High: 6 G (4/18-24) |
| Last Game: 1-4, K, SB | Homestand: 4 G, 3-11, 2B, 2 R, BB, 3 K, 3 SB |
| 🐦 Has stolen a base in three straight games with a plate appearance for the third time in his career (4 G, 8/26-30 & 3 G, 4/13-15/23)...Has five steals in his last six games after having none in his previous 21 contests | |
| 🐦 Is 9-for-29 (.310) with two homers and four steals in 11 career games vs. MIA | |
| 🐦 Is one home run shy of 100 for his career...With his next home run, he would become the third Oriole to reach 100 career homers and 100 stolen bases, joining Brady Anderson (209 HR, 307 SB) and Paul Blair (126 HR, 167 SB) | |
| 🐦 Owns an .839 OPS vs. LHP, the fourth-highest mark by any left-handed hitter in MLB (min. 75 PA)...Has three homers off lefties this year after having one last season | |
| 🐦 His 4.27 pitches/PA are second in the AL behind HOU's Isaac Paredes (4.42 P/PA) | |
| 🐦 Owns a career-high 10.5 percent walk rate...Has never had a walk rate above 9.5 percent (2023) in his career | |
| 🐦 On 7/5 at ATL, reached base three times (2B, 2 BB) for the first time since 4/28 vs. NYY | |
| 🐦 Reinstated from the 10-day IL (right hamstring strain) on 6/10...Was placed on the 10-day IL on 5/30, retroactive to 5/29 | |

| 32 • RYAN O'HEARN • INF/OF (L) | .287 • 11 HR • 34 RBI |
|--|---|
| Current Streak: 1 G (2-4; since 7/11) | 2025 High: 10 G (5/21-31) |
| Last Game: 2-4, 2B, 2 RBI | Homestand: 4 G, 3-10, 2 2B, 2 R, 4 RBI, 4 BB, K |
| 🐦 Yesterday vs. NYM, snapped a season-high 14-game streak with one or zero hits | |
| 🐦 His five OAA lead the Orioles...Has recorded six OAA at first base, second most among AL first basemen behind CLE's Carlos Santana (7) | |
| 🐦 Hitting .329 (46-for-140) with six doubles and seven home runs off fastballs | |
| 🐦 Is 18-for-34 (.529) with five doubles and four homers on the first pitch of an at-bat | |
| 🐦 Is 1-for-21 (.048) vs. left-handed pitcher since 6/1...Opened the year 10-for-29 (.345) | |
| 🐦 Since 2019, ranks among all qualified MLB PHs in OPS (2 nd , .885), SLG (2 nd , .500), OBP (3 rd , .385), and hits (4 th , 30) | |
| 🐦 Selected to his first career All-Star Game, becoming the second O's designated hitter in franchise history to be voted an All-Star starter, joining Nelson Cruz (2014) | |
| 🐦 From 7/5-10 (G2), drew 1+ walk in a career-high five straight games, tied with Cedric Mullins (4/12-17) for the longest run by an Oriole this year | |
| 🐦 On 6/25 vs. TEX, capped off back-to-back-to-back homers (7 th inn.), the O's first time accomplishing the feat since 8/6/17 vs. DET (Schoop, Davis, Mancini) | |
| 🐦 From 5/21-31, hit safely in a career-best 10 straight games...From 5/14 (G2)-6/3, reached base safely in a career-high 19 straight games | |

| 9 • TYLER O'NEILL • OF (R) | .184 • 3 HR • 11 RBI |
|---|------------------------------------|
| Current Streak: 1 G (1-4; since 7/11) | 2025 High: 2 G (2x, last: 4/4-5) |
| Last Game: 1-4 | Homestand: 3 G, 1-10, BB, HBP, 3 K |
| 🐦 Has multiple hits in three of his last four games vs. MIA since 7/2/24, going 8-for-17 (.471) with one double, two RBI, and five runs during that stretch | |
| 🐦 Has registered five outfield assists in 29 games this season after totaling four in 2024 | |
| 🐦 Four of his seven extra-base hits (2 2B, 3B, HR) have come off fastballs | |
| 🐦 On 7/5 at ATL, snapped a 12-game homerless stretch, his first homer since 4/13 vs. TOR | |
| 🐦 On 7/4, was reinstated from the 10-day Injured List (left shoulder impingement)...Placed on the IL on 5/16...Marked his second stint on the IL this season (also 4/24-5/8, neck inflammation) | |
| 🐦 On 3/27 at TOR, homered for a sixth consecutive Opening Day, an MLB record...Reached base safely a career-high five times, becoming the first player to reach base safely five times in his first game with the club in team history (since 1954) | |
| 🐦 His eight hits through his first four games were the most by an Oriole through his first four games with the club since Jose Iglesias in 2020 (also 8 H) | |

| 25 • JACOB STALLINGS • C (R) | .146 • 0 HR • 8 RBI |
|---|-------------------------------|
| Current Streak: 0-for-last-5 (since 7/10 [G1]) | 2025 High: 4 G (4/20 [G2]-25) |
| Last Game: 0-4, 2 K | Homestand: 3 G, 1-10, 3 K |
| 🐦 Is 10-for-38 (.263) with one double, one homer, and 11 RBI in his last 11 games vs. MIA | |
| 🐦 Is 2-for-35 (.057) vs. lefties this year compared to 13-for-68 (.191) against righties | |
| 🐦 On 7/5 at ATL, delivered a two-run double in the 10 th inning for his first hit and RBI with the O's...Entered in the fifth inning after Gary Sánchez left due to injury | |
| 🐦 On 7/1 at TEX, made his Orioles debut as a pinch hitter...Had his contract selected from Triple-A Norfolk earlier that day...Signed to a minors deal on 6/24 | |
| 🐦 On 6/6, was released by COL after going 12-for-84 (.143) with three doubles, six RBI, and four runs scored in 29 games | |

| 29 • RAMÓN URÍAS • INF (R) | .246 • 6 HR • 29 RBI |
|--|---------------------------|
| Current Streak: 0-for-last-17 (since 7/1) | 2025 High: 11 G (5/17-28) |
| 7/10 (G2) vs. NYM: 2 G, 0-8, K | Homestand: 3 G, 0-9, K |
| 🐦 Is 0-for-16 in his last five games since 7/2 after going 9-for-27 (.333) with two doubles, one homer, and five RBI in his previous seven games | |
| 🐦 Owned a 9.8 percent walk rate through his first 40 games but has walked twice in 24 games since 6/8, recording a 2.3 percent walk rate (2 BB/88 PA) in that span | |
| 🐦 Is 2-for-6 (.333) with two RBI as a pinch hitter this year...His career .389 (14-for-36) average as a pinch hitter is third highest among all active MLB players (min. 30 AB) behind MIN's Ryan Jeffers (.400, 12-for-30) and SD's Jose Iglesias (.394, 13-for-33) | |
| 🐦 From 5/17-28, hit safely in a career-best 11 straight games | |
| 🐦 On 5/14, was reinstated from the 10-day Injured List (right hamstring strain)...Was placed on the IL on 5/3 (retro to 5/1) | |

| 52 • LUIS VÁZQUEZ • INF (R) | .091 • 0 HR • 1 RBI |
|--|-----------------------|
| Current Streak: 0-2 (since 7/10 [G1]) | 2025 High: 1 G (6/30) |
| 7/10 (G1) vs. NYM: 0-2 | Homestand: 1 G, 0-2 |
| 🐦 On 7/1 at TEX, made his third pitching appearance of the year, the most by a primary Orioles position player in a season since 2019 (Wilkerson, 4 G)...Has thrown 3.1 scoreless frames this year | |
| 🐦 On 6/30 at TEX, recorded his first hit, RBI, and run scored as an Oriole | |
| 🐦 On 6/28 vs. TB, became the first Orioles position player to pitch 2.0+ innings since Stevie Wilkerson on 7/20/19 vs. BOS (2.0 IP) | |
| 🐦 On 6/21 at NYY, made his first career pitching appearance (1.0 IP, BB) | |
| 🐦 On 6/14 vs. LAA, made his Orioles debut as a pinch-runner...Had his contract selected from Triple-A Norfolk on 6/10...Acquired by the O's from the Cubs on 1/31 | |

| 11 • JORDAN WESTBURG • INF (R) | .261 • 10 HR • 21 RBI |
|---|---|
| Current Streak: 7 G (12-26; since 6/27) | 2025 High: 7 G (current streak) |
| Last Game: 3-4, 3 R, RBI, K | Homestand: 4 G, 7-17, HR, 6 R, 4 RBI, BB, 5 K, CS |
| 🐦 Has hit safely in a season-high seven straight games, batting .462 (12-for-26) with one double, three homers, and seven RBI...Is his longest run since a career-high-tying nine-game streak from 7/2-11/24 | |
| 🐦 Prior to last night's three-hit game, was 1-for-21 (.048) in five career games vs. MIA | |
| 🐦 In 19 games since returning from the Injured List, is batting .319 (22-for-69) with three doubles, six home runs, 15 RBI, and a 1.005 OPS | |
| 🐦 Has a team-best six homers this season with two outs ahead of Ryan O'Hearn (4 HR) | |
| 🐦 On 7/5 at ATL, his 461-foot home run the furthest by an Oriole since Ryan Mountcastle on 8/8/23 vs. HOU (472 ft.)...Homered in consecutive games from 7/4-5 for the third time in his career (last: 6/10-11/25) | |
| 🐦 From 4/27-6/9, missed 38 games on the 10-day Injured List (left hamstring strain) | |
| 🐦 On 3/29 at TOR, tallied his first career multi-homer game | |

| 2025 BY THE NUMBERS | | | |
|---------------------------|-------|-------|-------|
| | HOME | AWAY | TOTAL |
| Overall | 22-23 | 21-27 | 43-50 |
| MONTH | HOME | AWAY | TOTAL |
| March (5) | 1-0 | 2-2 | 3-2 |
| April (25) | 6-7 | 3-9 | 9-16 |
| May (27) | 4-10 | 5-8 | 9-18 |
| June (27) | 8-5 | 8-6 | 16-11 |
| July (25) | 3-1 | 3-2 | 6-3 |
| August (28) | - | - | - |
| September (25) | - | - | - |
| TOTAL (162) | 22-23 | 21-27 | 43-50 |
| DAY OF WEEK | HOME | AWAY | TOTAL |
| Monday (14) | 4-0 | 2-2 | 6-2 |
| Tuesday (23) | 0-6 | 2-5 | 2-11 |
| Wednesday (25) | 3-5 | 2-5 | 5-10 |
| Thursday (18) | 3-3 | 4-1 | 7-4 |
| Friday (26) | 3-2 | 3-4 | 8-6 |
| Saturday (28) | 4-3 | 5-5 | 9-8 |
| Sunday (27) | 3-4 | 3-5 | 6-9 |
| TOTAL (162) | 22-23 | 21-27 | 43-50 |
| VS. AL EAST | HOME | AWAY | TOTAL |
| Boston Red Sox (13) | 1-2 | 2-2 | 3-4 |
| New York Yankees (13) | 2-1 | 1-2 | 3-3 |
| Tampa Bay Rays (13) | 2-1 | 2-2 | 4-3 |
| Toronto Blue Jays (13) | 1-1 | 2-2 | 3-3 |
| TOTAL (52) | 6-5 | 7-8 | 13-13 |
| VS. AL CENTRAL | HOME | AWAY | TOTAL |
| Chicago White Sox (7) | 3-0 | - | 3-0 |
| Cleveland Guardians (7) | 2-1 | - | 2-1 |
| Detroit Tigers (6) | 1-2 | 0-3 | 1-5 |
| Kansas City Royals (6) | 1-2 | 1-2 | 2-4 |
| Minnesota Twins (6) | 0-3 | 0-3 | 0-6 |
| TOTAL (32) | 7-8 | 1-8 | 8-16 |
| VS. AL WEST | HOME | AWAY | TOTAL |
| Houston Astros (7) | - | - | - |
| Los Angeles Angels (6) | 3-0 | 2-1 | 5-1 |
| Oakland Athletics (6) | - | 1-2 | 1-2 |
| Seattle Mariners (6) | - | 3-0 | 3-0 |
| Texas Rangers (7) | 1-2 | 1-2 | 2-4 |
| TOTAL (32) | 4-2 | 7-5 | 11-7 |
| VS. NL EAST | HOME | AWAY | TOTAL |
| Atlanta Braves (3) | - | 3-0 | 3-0 |
| Miami Marlins (3) | 1-0 | - | 1-0 |
| New York Mets (3) | 2-1 | - | 2-1 |
| Philadelphia Phillies (3) | - | - | - |
| Washington Nationals (4) | 0-3 | 1-2 | 1-5 |
| TOTAL (16) | 3-4 | 4-2 | 7-6 |
| VS. NL CENTRAL | HOME | AWAY | TOTAL |
| Chicago Cubs (3) | - | - | - |
| Cincinnati Reds (3) | 1-2 | - | 1-2 |
| Milwaukee Brewers (3) | - | 1-2 | 1-2 |
| Pittsburgh Pirates (3) | - | - | - |
| St. Louis Cardinals (3) | 1-2 | - | 1-2 |
| TOTAL (15) | 2-4 | 1-2 | 3-6 |
| VS. NL WEST | HOME | AWAY | TOTAL |
| Arizona Diamondbacks (3) | - | 1-2 | 1-2 |
| Colorado Rockies (3) | - | - | - |
| Los Angeles Dodgers (3) | - | - | - |
| San Diego Padres (3) | - | - | - |
| San Francisco Giants (3) | - | - | - |
| TOTAL (15) | - | 1-2 | 1-2 |

BALTIMORE ORIOLES - WALK-OFF AND MISC. HOME RUNS

| Baltimore Orioles Walk-off Wins | | | | | | | |
|---------------------------------|-------|---------------|--------|-----|---------|-----|------|
| Date | Score | Batter/Runner | Action | RBI | Pitcher | INN | OUTS |
| - | - | - | - | - | - | - | - |

| Opponent Walk-off Wins | | | | | | | |
|------------------------|---------------|---------------|--------|-----|--------------|-----|------|
| Date | Score | Batter/Runner | Action | RBI | Pitcher | INN | OUTS |
| 5/24 (G1) | BAL 5 @ BOS 6 | Rafael Devers | 1B | 1 | Gregory Soto | 10 | 1 |

| Baltimore Orioles Back-to-Back Home Runs | | | | | | | |
|--|--------------------|---------------------------------------|-------------------------|-----|------|--|--|
| Date | Score | Batters | Pitcher | INN | OUTS | | |
| 6/24 | TEX 6 @ BAL 5 (10) | Gary Sánchez/Ramón Urias/Ryan O’Hearn | Chris Martin | 7 | 0 | | |
| 6/14 | LAA 5 @ BAL 6 | Cedric Mullins/Gary Sánchez | Tyler Anderson | 6 | 0 | | |
| 6/5 | BAL 4 @ SEA 3 | Adley Rutschman/Gunnar Henderson | Bryan Woo | 6 | 0 | | |
| 5/14 (G2) | MIN 8 @ BAL 6 | Cedric Mullins/Heston Kjerstad | Simeon Woods Richardson | 3 | 2 | | |
| 4/19 | CIN 5 @ BAL 9 | Ramón Laureano/Jordan Westburg | Carson Spiers | 7 | 2 | | |
| 4/19 | CIN 5 @ BAL 9 | Cedric Mullins/Gunnar Henderson | Hunter Greene | 1 | 0 | | |
| 3/27 | BAL 12 @ TOR 2 | Adley Rutschman/Jordan Westburg | Yariel Rodríguez | 8 | 1 | | |

| Opponent Back-to-Back Home Runs | | | | | | | |
|---------------------------------|----------------|------------------------------------|-----------------|-----|------|--|--|
| Date | Score | Batters | Pitcher | INN | OUTS | | |
| 5/18 | WSH 10 @ BAL 4 | Dylan Crews/CJ Abrams | Zach Eflin | 2 | 1 | | |
| 5/15 | MIN 4 @ BAL 0 | DaShawn Keirsey Jr./Byron Buxton | Tomoyuki Sugano | 3 | 1 | | |
| 5/4 | KC 11 @ BAL 6 | Bobby Witt Jr./Vinnie Pasquantino | Yennier Cano | 7 | 1 | | |
| 4/29 | NY 15 @ BAL 3 | Trent Grisham/Aaron Judge/Ben Rice | Kyle Gibson | 1 | 0 | | |
| 4/17 | CLE 2 @ BAL 6 | Daniel Schneemann/Austin Hedges | Tomoyuki Sugano | 3 | 0 | | |
| 4/9 | BAL 0 @ AZ 9 | Pavin Smith/Josh Naylor | Dean Kremer | 5 | 1 | | |

| Baltimore Orioles Grand Slams | | | | | | | |
|-------------------------------|----------------|------------------|-------------------------|-----|------|--|--|
| Date | Score | Batter | Pitcher | INN | OUTS | | |
| 6/15 | LAA 2 @ BAL 11 | Gary Sánchez | Connor Brogdon | 7 | 2 | | |
| 5/14 | MIN 8 @ BAL 6 | Cedric Mullins | Simeon Woods Richardson | 3 | 2 | | |
| 4/16 | CLE 1 @ BAL 9 | Jackson Holliday | Gavin Williams | 2 | 1 | | |

| Opponent Grand Slams | | | | | | | |
|----------------------|----------------|---------------|-----------------|-----|------|--|--|
| Date | Score | Batter | Pitcher | INN | OUTS | | |
| 5/23 | BAL 5 @ BOS 19 | Rafael Devers | Emmanuel Rivera | 8 | 2 | | |
| 4/20 | CIN 24 @ BAL 2 | Noelvi Marte | Jorge Mateo | 8 | 2 | | |

| Baltimore Orioles Inside-the-Park Home Runs | | | | | | | |
|---|-------|--------|-----|---------|-----|------|---|
| Date | Score | Batter | RBI | Pitcher | INN | OUTS | |
| - | - | - | - | - | - | - | - |

| Opponent Inside-the-Park Home Runs | | | | | | | |
|------------------------------------|-------|--------|-----|---------|-----|------|---|
| Date | Score | Batter | RBI | Pitcher | INN | OUTS | |
| - | - | - | - | - | - | - | - |

| Baltimore Orioles Pinch-Hit Home Runs | | | | | | | |
|---------------------------------------|---------------|------------------|-----|-------------|-----|------|--|
| Date | Score | Batter | RBI | Pitcher | INN | OUTS | |
| 7/10 (G1) | NYM 1 @ BAL 3 | Gunnar Henderson | 2 | Ryne Stanek | 8 | 0 | |
| 5/10 | BAL 2 @ LAA 5 | Ramón Laureano | 1 | Brock Burke | 9 | 0 | |

| Opponent Pinch-Hit Home Runs | | | | | | | |
|------------------------------|---------------|----------------|-----|----------------|-----|------|--|
| Date | Score | Batter | RBI | Pitcher | INN | OUTS | |
| 6/18 | BAL 8 @ TB 12 | Brandon Lowe | 2 | Yennier Cano | 5 | 2 | |
| 5/11 | BAL 7 @ LAA 3 | Matthew Lugo | 1 | Félix Bautista | 9 | 2 | |
| 5/7 | BAL 2 @ MIN 5 | Harrison Bader | 2 | Keegan Akin | 7 | 1 | |

| Baltimore Orioles Leadoff Home Runs | | | | | | | |
|-------------------------------------|---------------|------------------|---------------|--|--|--|--|
| Date | Score | Batter | Pitcher | | | | |
| 5/31 | CWS 2 @ BAL 4 | Jackson Holliday | Davis Martin | | | | |
| 4/19 | CIN 5 @ BAL 9 | Cedric Mullins | Hunter Greene | | | | |
| 4/3 | BOS 8 @ BAL 4 | Cedric Mullins | Tanner Houck | | | | |
| 3/29 | BAL 9 @ TOR 5 | Colton Cowser | Max Scherzer | | | | |

| Opponent Leadoff Home Runs | | | | | | | |
|----------------------------|----------------|---------------|-----------------|--|--|--|--|
| Date | Score | Batter | Pitcher | | | | |
| 6/16 | BAL 1 @ TB 7 | Josh Lowe | Zach Eflin | | | | |
| 5/24 (G1) | BAL 5 @ BOS 6 | Jarren Duran | Zach Eflin | | | | |
| 5/18 | WSH 10 @ BAL 4 | CJ Abrams | Zach Eflin | | | | |
| 4/29 | NY 15 @ BAL 3 | Trent Grisham | Kyle Gibson | | | | |
| 4/23 | BAL 3 @ WSH 4 | James Wood | Tomoyuki Sugano | | | | |

| LAST TIME IT HAPPENED | |
|---|--|
| BATTING | |
| Eutaw St. Home Run | Gunnar Henderson, 8/14/24 vs. WSH (Herz) |
| Opponent | Jonathan Aranda, 6/28/25 vs. TB (Eflin) |
| Second Deck Home Run in LF at OPACY | Austin Hays, 6/7/22 vs. CHC (Mills) |
| Opponent | Pete Alonso, 9/2/20 vs. NYM (Means) |
| Grand Slam | Gary Sánchez, 6/15/25 vs. LAA (Brogdon) |
| Two Grand Slams in One Game | Reimold, Clevenger, 9/11/15 vs. KC (Herrera, Chamberlain) |
| Pinch-Hit Home Run | Gunnar Henderson, 7/10/25 (G1) vs. NYM (Stanek) |
| Pinch-Hit Walk-Off Home Run | Nolan Reimold, 7/24/16 vs. CLE (Allen) |
| Pinch-Hit Grand Slam | Dwight Evans, 7/26/91 vs. OAK (Nelson) |
| Inside the Park Home Run | Jorge Mateo, 8/20/23 at OAK (Sears) |
| LH & RH Home Run, Same Game | Anthony Santander, 8/7/24 at TOR (Francis, Yarbrough) |
| Individual 2-Home Run Game | Jackson Holliday, 5/4/25 vs. KC (Lorenzen) |
| Individual 3-Home Run Game | Ryan Mountcastle, 6/19/21 vs. TOR (Manoah, Kay) |
| Individual 4-Home Run Game | Never |
| Home Run in Consecutive Games | Jordan Westburg, 7/4-5/25 at ATL |
| Home Run in 3 Consecutive Games | Colton Cowser, 6/17-19/25 at TB |
| Home Run in 4 Consecutive Games | Gunnar Henderson, 5/17-20/24 vs. SEA, at STL |
| Home Run in 5 Consecutive Games | Jonathan Schoop, 7/22-27/18 vs. TOR, BOS, TB |
| Home Run in 6 Consecutive Games | Chris Davis, 9/26-10/2/12 vs. TOR, BOS, TB |
| 4-Home Run Game, Team | 6/27/25 vs. TB |
| 5-Home Run Game, Team | 4/19/25 vs. CIN |
| 6-Home Run Game, Team | 3/27/25 at TOR |
| 7-Home Run Game, Team | 6/2/16 vs. BOS |
| 8+-Home Run Game, Team | 6/16/15 vs. PHI (8) |
| 10+-Run Game, Team | 6/30/25 at TEX (10) |
| 15+-Run Game, Team | 6/27/25 vs. TB (22) |
| 20+-Run Game, Team | 6/27/25 vs. TB (22) |
| Back-to-Back HR | Sánchez/Urias/O’Hearn, 6/24/25 vs. TEX (7 th inning) |
| Back-to-Back HR to Start First Inning | Mullins/Henderson, 4/19/25 vs. CIN |
| Back-to-Back-to-Back HR | Sánchez/Urias/O’Hearn, 6/24/25 vs. TEX (7 th inning) |
| Back-to-Back-to-Back HR to Start First Inning | Flaherty/Hardy/Markakis, 5/10/12 (G1) vs. TEX |
| 2 Back-to-Back HRs, Same Game | Mullins/Henderson (1 st) & Laureano/Westburg (7 th), 4/19/25 vs. CIN |
| Leadoff Home Run | Jackson Holliday, 5/31/25 vs. CWS (Martin) |
| Walk-Off Win | Anthony Santander (HR), 9/19/24 vs. SF (Walker) |
| Walk-Off Home Run | Anthony Santander, 9/19/24 vs. SF (Walker) |
| Walk-Off Grand Slam | Manny Machado, 8/18/17 vs. LAA (Middleton) |
| Walk-Off Home Run, Eutaw St. | Rio Ruiz, 8/11/19 vs. HOU (Osuna) |
| Home Run, 15 th Inning or later | Jonathan Villar, 7/25/19 at LAA (Canning) |
| Home Run, 17 th Inning or later | Adam Jones, 5/6/12 at BOS (McDonald) |
| Home Run by a Pitcher | Zack Britton, 7/3/11 at ATL (Beachy) |
| 2-Home Run Game by a Pitcher | Milt Pappas, 8/27/61 at MIN (Ramos) |
| Oriole w/ hit a Home Run for 1 st ML hit | Connor Norby, 6/4/24 at TOR (Pearson) |
| Oriole w/ 2 Home Runs in One Inning | Mark Trumbo, 4/15/16 at TEX (7 th inning, Pérez, Faulkner) |
| Oriole w/ 3 Home Runs in Consecutive Innings | Manny Machado, 8/7/16 at CWS (1 st , 2 nd , 3 rd inning, Shields, Albers) |
| 5-Hit Game | Adley Rutschman, 6/21/24 at HOU |
| 6-Hit Game | Cal Ripken, Jr., 6/13/99 at ATL |
| 5-RBI Game | Cedric Mullins, 3/27/25 at TOR |
| 6-RBI Game | Adley Rutschman, 6/9/24 at TB |
| 7-RBI Game | Ryan Mountcastle, 4/11/23 vs. OAK (9) |
| 8-RBI Game | Ryan Mountcastle, 4/11/23 vs. OAK (9) |
| 9-RBI Game | Ryan Mountcastle, 4/11/23 vs. OAK |
| PITCHING | |
| Perfect Game | Never |
| No-Hitter | 5/5/21 at SEA (Means) |
| 1-Hitter | 5/26/24 at CWS (Bradish, Coulombe, Cano, Kimbrel) |
| Complete Game | 9/23/22 vs. HOU (Kremer) |
| Shutout | 9/23/22 vs. HOU (Kremer) |
| Team Shutout | 6/23/25 vs. TB (Rogers, Kittredge) |
| Consecutive CG, Pitcher | Sidney Ponson (2), 5/16-22/04 |
| Consecutive Shutouts, Pitcher | Mike Mussina (2), 9/26-10/1/95 |
| Consecutive CG, Team | 5/13-14/11 (Guthrie, Bergesen) |
| Consecutive Shutouts, Team | 4/18-19/23 at WSH |
| 10+ Strikeout Game, Pitcher | Charlie Morton (10), 6/13/25 vs. LAA |
| 15+ Strikeout Game, Pitcher | Erik Bedard (15), 7/7/07 at TEX |
| 10+ Strikeout Game, Team | 7/8/25 vs. NYM (13) |
| 15+ Strikeout Game, Team | 6/13/25 vs. LAA (15) |
| 4+ Strikeouts in an inning | Mike Cuellar (4), 5/29/70 at CAL |
| Immaculate Inning | Brandon Young, 7/8/25 vs. NYM (5 th inning) |
| MISCELLANEOUS | |
| Hit for the Cycle | Cedric Mullins, 5/12/23 vs. PIT (7 th in club history) |
| Steal of Home | Ryan Mountcastle, 5/30/25 vs. CWS |
| Position Player to Pitch | Emmanuel Rivera, 5/23/25 at BOS (1.0 IP, 8 H, 8 R, 2 BB, HR) |
| Triple Play Turned | 9/18/22, Bottom 3 rd at TOR (Chapman batting/Kremer pitching) |
| | Scoring: 6-4-3 (Mateo-Vavra-Aguilar) |
| Manager Ejection | Brandon Hyde, 4/13/25 vs. TOR (18 th career) |
| Player Ejection | Ramón Laureano, 5/14/25 (G1) vs. MIN (7 th career) |
| WINNING SWEEPS | |
| 2-Game, at OPACY | September 26-27, 2023 vs. WSH |
| 2-Game, Road | April 18-19, 2023 at WSH |
| 3-Game, at OPACY | June 13-15, 2025 vs. LAA |
| 3-Game, Road | July 4-6, 2025 at ATL |
| 4-Game, at OPACY | July 7-10, 2022 vs. LAA |
| 4-Game, Road | June 7-10, 2024 at TB |
| Doubleheader | July 10, 2025 vs. NYM |

| 2025 OUTFIELD ASSISTS | | | | | | |
|-----------------------|----|----|----|----|-------|--------------|
| Outfielder | 1B | 2B | 3B | HP | TOTAL | ERRORS (F-T) |
| Jordyn Adams | - | - | - | - | - | - |
| Dylan Carlson | - | 2 | - | 1 | 3 | - |
| Colton Cowser | - | - | - | 1 | 1 | 1 (0-1) |
| Cooper Hummel | - | - | - | - | - | - |
| Heston Kjerstad | - | 4 | - | - | 4 | - |
| Ramón Laureano | - | 4 | - | 3 | 7 | 3 (1-2) |
| Jorge Mateo | - | - | - | - | - | 1 (1-0) |
| Cedric Mullins | - | - | - | - | - | 3 (1-2) |
| Ryan O’Hearn | - | - | - | - | - | - |
| Tyler O’Neill | 1 | 3 | - | 1 | 5 | 1 (1-0) |
| Team Totals | 1 | 13 | - | 6 | 20 | 9 (4-5) |

| 2025 CATCHING BREAKDOWN | | | | | | | |
|-------------------------|--------|----|-----------|----------|-------|------|----------|
| | Errors | SB | Pick-offs | | | | |
| Catcher | F-T-C | PB | CCS-ATT | 1B-2B-3B | Inn. | ERA | W-L (GS) |
| Maverick Handley | 0-0-1 | 0 | 0-13 | 0-0-0 | 120.2 | 4.25 | 7-7 |
| Alex Jackson | 0-0-0 | 0 | 0-2 | 0-0-0 | 10.0 | 2.70 | 1-0 |
| Adley Rutschman | 0-2-0 | 1 | 8-39 | 0-1-0 | 424.1 | 4.96 | 22-27 |
| Gary Sánchez | 0-2-2 | 1 | 1-18 | 1-0-0 | 175.1 | 5.39 | 8-11 |
| Jacob Stallings | 0-1-0 | 1 | 1-4 | 0-0-0 | 50.0 | 3.06 | 3-2 |
| Chadwick Tromp | 0-1-0 | 1 | 0-2 | 0-0-0 | 39.0 | 5.77 | 2-3 |
| Totals | 0-6-3 | 4 | 10-78 | 1-1-0 | 819.1 | 4.84 | 43-50 |


| SCORING BY INNING | | | | | | | | | | |
|-------------------|----|----|----|----|----|----|----|----|----|---------------|
| | 1 | 2 | 3 | 4 | 5 | 6 | 7 | 8 | 9 | Extras Totals |
| OPPONENTS | 62 | 50 | 59 | 60 | 59 | 35 | 43 | 63 | 27 | 8 466 |
| ORIOLES | 33 | 47 | 57 | 28 | 43 | 54 | 48 | 50 | 17 | 15 392 |


| ORIOLES WHO MADE THEIR MAJOR LEAGUE DEBUT IN 2025 | | | |
|---|------------------|--|------------------------------|
| DATE | PLAYER | STATS | NOTES |
| 5/27 vs. STL | Yamil Hiraldo | 1.1 IP, 1 H, 1 K | Entered in 8 th |
| 5/18 vs. WSH | Kade Strowd | 1.0 IP, 2 H, R, ER, K | Entered in 9 th |
| 4/29 vs. NYY | Maverick Handley | 0-2, 2 K | Def. in 6 th |
| 4/26 (G2) at DET | Grant Wolfram | 0.1 IP, 1 H, 1 BB | Final out of 7 th |
| 4/19 vs. CIN | Brandon Young | ND: 4.0+ IP, 7 H, 3 R, 3 ER, 3 BB, 3 K, HR | Game Started |
| 3/30 at TOR | Tomoyuki Sugano | L: 4.0 IP, 4 H, 2 R, 2 ER, 2 BB, 1 K | Game Started |


2025 SCHEDULE


| G# | DATE | OPP. | W-L | SCORE | WP/LP/SV | REC | POS | GA/GB | ATT. |
|--------------------|--------|---------|---------------|----------------|--------------------------------|-------|-------------------|-------|---------|
| 1 | 3/27 | at TOR | W | 12-2 | Eflin/Berrios | 1-0 | T-1 st | +0.5 | 40,734 |
| 2 | 3/28 | at TOR | L | 8-2 | Gausman/Morton | 1-1 | T-3 rd | -0.5 | 26,289 |
| 3 | 3/29 | at TOR | W | 9-5 | Kremer/Lovelyad | 2-1 | 2 nd | -0.5 | 27,005 |
| 4 | 3/30 | at TOR | L | 3-1 | Bassitt/Sugano/Hoffman | 2-2 | 3 rd | -1.5 | 21,069 |
| 5 | 3/31 | vs. BOS | W | 8-5 | Dominguez/Newcomb | 3-2 | 3 rd | -1.0 | 45,002* |
| MARCH TOTALS: 3-2 | | | | TEAM ERA: 4.60 | TEAM AVG: .305 | | | | |
| 6 | 4/1 | OFF DAY | | | | 3-2 | 4 th | -1.0 | |
| 6 | 4/2 | vs. BOS | L | 3-0 | Crochet/Eflin/Chapman | 3-3 | 4 th | -1.5 | 18,146 |
| 7 | 4/3 | vs. BOS | L | 8-4 | Kelly/Morton | 3-4 | T-4 th | -2.0 | 16,656 |
| 8 | 4/4 | at KC | L | 8-2 | Lugo/Kremer | 3-5 | 5 th | -2.5 | 14,196 |
| 9 | 4/5 | at KC | W | 8-1 | Sugano/Wacha | 4-5 | 5 th | -2.5 | 14,383 |
| 10 | 4/6 | at KC | L | 4-1 | Bubic/Povich/Estévez | 4-6 | 5 th | -2.5 | 19,098 |
| 11 | 4/7 | at AZ | W | 5-1 | Eflin/Gallen | 5-6 | T-4 th | -1.5 | 20,333 |
| 12 | 4/8 | at AZ | L | 4-3 | Kelly/Morton/Martinez | 5-7 | 4 th | -2.0 | 23,843 |
| 13 | 4/9 | at AZ | L | 9-0 | Pfaadt/Kremer | 5-8 | 5 th | -2.5 | 22,411 |
| 14 | 4/10 | OFF DAY | | | | 5-8 | 5 th | -2.5 | |
| 14 | 4/11 | vs. TOR | **POSTPONED** | | Rescheduled for 7/29 (DH) | 5-8 | 5 th | -2.5 | |
| 14 | 4/12 | vs. TOR | W | 5-4 | Baker/Francis/Bautista | 6-8 | T-4 th | -2.0 | 22,130 |
| 15 | 4/13 | vs. TOR | L | 7-6 (10) | Hoffman/Bowman | 6-9 | 5 th | -2.5 | 27,193 |
| 16 | 4/14 | OFF DAY | | | | 6-9 | 5 th | -2.5 | |
| 16 | 4/15 | vs. CLE | L | 6-3 | Allen/Morton/Clase | 6-10 | 5 th | -3.5 | 14,203 |
| 17 | 4/16 | vs. CLE | W | 9-1 | Kremer/Williams | 7-10 | 5 th | -3.5 | 13,964 |
| 18 | 4/17 | vs. CLE | W | 6-2 | Sugano/Bibee | 8-10 | 4 th | -3.5 | 16,201 |
| 19 | 4/18 | vs. CIN | L | 8-3 | Abbott/Povich | 8-11 | 4 th | -4.5 | 42,587* |
| 20 | 4/19 | vs. CIN | W | 9-5 | Dominguez/Greene/Bautista | 9-11 | 4 th | -3.5 | 28,534 |
| 21 | 4/20 | vs. CIN | L | 24-2 | Rogers/Morton/Wynne | 9-12 | 4 th | -4.5 | 19,053 |
| 22 | 4/21 | OFF DAY | | | | 9-12 | 4 th | -4.0 | |
| 22 | 4/22 | at WSH | L | 7-0 | Parker/Kremer | 9-13 | 4 th | -4.0 | 29,504 |
| 23 | 4/23 | at WSH | L | 4-3 | López/Soto/Finnegan | 9-14 | 5 th | -5.0 | 22,246 |
| 24 | 4/24 | at WSH | W | 2-1 | Povich/Gore/Bautista | 10-14 | 5 th | -4.5 | 23,058 |
| 25 | 4/25 | at DET | **POSTPONED** | | Rescheduled for 4/26 (DH) | 10-14 | 5 th | -4.0 | |
| 25 | 4/26-1 | at DET | L | 4-3 | Mize/Young/Vest | 10-15 | | | 28,509 |
| 26 | 4/26-2 | at DET | L | 6-2 | Hurter/Morton | 10-16 | 5 th | -5.0 | 21,422 |
| 27 | 4/27 | at DET | L | 7-0 | Skubal/Kremer | 10-17 | 5 th | -6.5 | 28,613 |
| 28 | 4/28 | vs. NYY | W | 4-3 | Sugano/Warren/Bautista | 11-17 | 5 th | -5.5 | 22,775 |
| 29 | 4/29 | vs. NYY | L | 15-3 | Rodón/Gibson | 11-18 | 5 th | -6.5 | 22,164 |
| 30 | 4/30 | vs. NYY | W | 5-4 | Baker/Carrasco/Bautista | 12-18 | 5 th | -5.5 | 22,381 |
| APRIL TOTALS: 9-16 | | | | TEAM ERA: 5.64 | TEAM AVG: .206 | | | | |
| 31 | 5/1 | OFF DAY | | | | 12-18 | 5 th | -5.5 | |
| 31 | 5/2 | vs. KC | W | 3-0 | Kremer/Wacha/Bautista | 13-18 | 5 th | -5.5 | 26,364 |
| 32 | 5/3 | vs. KC | L | 4-0 | Bubic/Sugano | 13-19 | 5 th | -5.5 | 19,348 |
| 33 | 5/4 | vs. KC | L | 11-6 | Zerpa/Cano | 13-20 | 5 th | -5.5 | 31,956 |
| 34 | 5/5 | OFF DAY | | | | 13-20 | 5 th | -5.0 | |
| 34 | 5/6 | at MIN | L | 9-1 | López/Povich | 13-21 | 5 th | -6.0 | 19,779 |
| 35 | 5/7 | at MIN | L | 5-2 | Coulombe/Morton/Duran | 13-22 | 5 th | -7.0 | 16,417 |
| 36 | 5/8 | at MIN | L | 5-2 | Jax/Cano/Duran | 13-23 | 5 th | -7.5 | 17,410 |
| 37 | 5/9 | at LAA | W | 4-1 | Sugano/Hendricks/Bautista | 14-23 | 5 th | -7.5 | 30,778 |
| 38 | 5/10 | at LAA | L | 5-2 | Kochanowicz/Gibson | 14-24 | 5 th | -7.5 | 27,975 |
| 39 | 5/11 | at LAA | W | 7-3 | Eflin/Ty. Anderson | 15-24 | 5 th | -8.0 | 29,460 |
| 40 | 5/12 | OFF DAY | | | | 15-24 | 5 th | -8.0 | |
| 40 | 5/13 | vs. MIN | **POSTPONED** | | Rescheduled for 5/14 (DH) | 15-24 | 5 th | -7.5 | |
| 41 | 5/14-1 | vs. MIN | L | 6-3 | Stewart/Kremer/Duran | 15-25 | 5 th | -8.5 | |
| 41 | 5/14-2 | vs. MIN | L | 8-6 | Funderburk/Cano/Sands | 15-26 | 5 th | -9.0 | 10,169 |
| 42 | 5/15 | vs. MIN | L | 4-0 | Paddock/Sugano | 15-27 | 5 th | -9.5 | 30,926 |
| 43 | 5/16 | vs. WSH | L | 4-3 | López/Bautista/Finnegan | 15-28 | 5 th | -10.5 | 21,171 |
| 44 | 5/17 | vs. WSH | L | 10-6 | Irvin/Gibson | 15-29 | 5 th | -10.5 | 28,208 |
| 45 | 5/18 | vs. WSH | L | 10-4 | Soroka/Eflin | 15-30 | 5 th | -11.5 | 37,264 |
| 46 | 5/19 | at MIL | L | 5-4 | Uribe/Cano/Megill | 15-31 | 5 th | -12.0 | 22,319 |
| 47 | 5/20 | at MIL | L | 5-2 | Henderson/McDermott/Uribe | 15-32 | 5 th | -13.0 | 22,778 |
| 48 | 5/21 | at MIL | W | 8-4 (11) | Baker/Alexander | 16-32 | 5 th | -13.0 | 30,554 |
| 49 | 5/22 | at BOS | **POSTPONED** | | Rescheduled for 5/23 (DH) | 16-32 | 5 th | -13.5 | |
| 49 | 5/23-1 | at BOS | L | 19-5 | Whitlock/Dominguez | 16-33 | 5 th | -14.0 | 31,150 |
| 50 | 5/23-2 | at BOS | **POSTPONED** | | Rescheduled for 5/24 (DH) | 16-33 | 5 th | -13.5 | |
| 50 | 5/24-1 | at BOS | L | 6-5 (10) | Weissert/Soto | 16-34 | 5 th | -14.5 | 30,958 |
| 51 | 5/24-2 | at BOS | W | 2-1 | Kittredge/Bernardino/Dominguez | 17-34 | 5 th | -14.0 | 34,604 |
| 52 | 5/25 | at BOS | W | 5-1 | Kremer/Buehler | 18-34 | 5 th | -14.0 | 36,824 |
| 53 | 5/26 | vs. STL | W | 5-2 | Morton/Fedde/Bautista | 19-34 | 5 th | -14.0 | 21,717 |
| 54 | 5/27 | vs. STL | L | 7-4 | Matz/Baker/Helsley | 19-35 | 5 th | -15.0 | 13,779 |
| 55 | 5/28 | vs. STL | L | 6-4 | King/Povich/Helsley | 19-36 | 5 th | -16.0 | 14,491 |
| 56 | 5/29 | OFF DAY | | | | 19-36 | 5 th | -16.0 | |
| 56 | 5/30 | vs. CWS | W | 2-1 | Eflin/Burke/Bautista | 20-36 | 5 th | -15.0 | 22,108 |
| 57 | 5/31 | vs. CWS | W | 4-2 | Kremer/Martin/Bautista | 21-36 | 5 th | -14.0 | 23,470 |
| MAY TOTALS: 9-18 | | | | TEAM ERA: 5.21 | TEAM AVG: .250 | | | | |
| 58 | 6/1 | vs. CWS | W | 3-2 | Morton/Houser/Baker | 22-36 | 5 th | -14.0 | 33,037 |
| 59 | 6/2 | OFF DAY | | | | 22-36 | 5 th | -14.0 | |
| 59 | 6/3 | at SEA | W | 5-1 | Sugano/Kirby | 23-36 | 5 th | -14.0 | 21,089 |
| 60 | 6/4 | at SEA | W | 3-2 | Cano/Vargas/Bautista | 24-36 | 5 th | -13.0 | 19,231 |
| 61 | 6/5 | at SEA | W | 4-3 | Eflin/Woo/Baker | 25-36 | 5 th | -13.0 | 27,887 |
| 62 | 6/6 | at ATH | L | 5-4 | Sears/Kremer/Miller | 25-37 | 5 th | -14.0 | 8,424 |
| 63 | 6/7 | at ATH | W | 7-4 | Akin/Severino/Bautista | 26-37 | 5 th | -13.0 | 9,185 |
| 64 | 6/8 | at ATH | L | 5-1 | Newcomb/Sugano | 26-38 | 5 th | -13.0 | 8,836 |
| 65 | 6/9 | OFF DAY | | | | 26-38 | 5 th | -13.0 | |
| 65 | 6/10 | vs. DET | L | 5-3 | Lee/Povich/Vest | 26-39 | 5 th | -14.0 | 20,291 |
| 66 | 6/11 | vs. DET | W | 10-1 | Eflin/Mize | 27-39 | 5 th | -14.0 | 18,630 |
| 67 | 6/12 | vs. DET | L | 4-1 | Skubal/Kremer/Vest | 27-40 | 5 th | -15.0 | 18,800 |
| 68 | 6/13 | vs. LAA | W | 2-0 | Morton/Kochanowicz/Bautista | 28-40 | 5 th | -14.0 | 20,204 |
| 69 | 6/14 | vs. LAA | W | 6-5 | Akin/Anderson/Bautista | 29-40 | 5 th | -13.0 | 26,313 |
| 70 | 6/15 | vs. LAA | W | 11-2 | Povich/Kikuchi | 30-40 | 5 th | -12.0 | 33,370 |
| 71 | 6/16 | at TB | L | 7-1 | Pepiot/Eflin | 30-41 | 5 th | -12.0 | 10,046 |
| 72 | 6/17 | at TB | W | 5-1 | Kremer/Littell | 31-41 | 5 th | -11.0 | 10,046 |
| 73 | 6/18 | at TB | L | 12-8 | Montgomery/Kittredge | 31-42 | 5 th | -11.0 | 10,046 |
| 74 | 6/19 | at TB | W | 4-1 | Morton/Rasmussen/Bautista | 32-42 | 5 th | -11.0 | 10,046 |
| 75 | 6/20 | at NYY | W | 5-3 | Blewett/Weaver/Bautista | 33-42 | 5 th | -10.0 | 47,034 |
| 76 | 6/21 | at NYY | L | 9-0 | Schmidt/Eflin | 33-43 | 5 th | -11.0 | 46,142 |
| 77 | 6/22 | at NYY | L | 4-2 | Cruz/Baker/Williams | 33-44 | 5 th | -12.0 | 45,571 |
| 78 | 6/23 | vs. TEX | W | 6-0 | Rogers/Corbin | 34-44 | 5 th | -11.0 | 13,929 |
| 79 | 6/24 | vs. TEX | L | 6-5 (10) | Jackson/Dominguez/Garcia | 34-45 | 5 th | -11.0 | 16,909 |
| 80 | 6/25 | vs. TEX | L | 7-0 | deGrom/Young | 34-46 | 5 th | -12.0 | 22,828 |
| 81 | 6/26 | OFF DAY | | | | 34-46 | 5 th | -12.0 | |
| 81 | 6/27 | vs. TB | W | 22-8 | Sugano/Orze | 35-46 | 5 th | -12.0 | 20,047 |
| 82 | 6/28 | vs. TB | L | 11-3 | Littell/Eflin | 35-47 | 5 th | -12.0 | 30,491 |
| 83 | 6/29 | vs. TB | W | 5-1 | Kremer/Bradley | 36-47 | 5 th | -12.0 | 19,226 |
| 84 | 6/30 | at TEX | W | 10-6 (10) | Akin/Milner | 37-47 | 5 th | -11.0 | 27,420 |
| JUNE TOTALS: 16-11 | | | | TEAM ERA: 4.05 | TEAM AVG: .253 | | | | |
| 85 | 7/1 | at TEX | L | 10-2 | deGrom/Young/Latz | 37-48 | 5 th | -11.0 | 30,933 |
| 86 | 7/2 | at TEX | L | 6-0 | Evoldi/Sugano/Dunning | 37-49 | 5 th | -11.0 | 27,636 |
| 87 | 7/3 | OFF DAY | | | | 37-49 | 5 th | -11.5 | |
| 87 | 7/4 | at ATL | W | 3-2 | Morton/Strider/Bautista | 38-49 | 5 th | -11.5 | 40,249 |
| 88 | 7/5 | at ATL | W | 9-6 (10) | Bautista/Montero/Cano | 39-49 | 5 th | -11.5 | 37,170 |
| 89 | 7/6 | at ATL | W | 2-1 | Rogers/Holmes/Dominguez | 40-49 | 5 th | -11.5 | 34,012 |
| 90 | 7/7 | OFF DAY | | | | 40-49 | 5 th | -12.0 | |
| 90 | 7/8 | vs. NYM | L | 7-6 (10) | Díaz/Cano/Brazobán | 40-50 | 5 th | -13.0 | 35,200 |
| 91 | 7/9 | vs. NYM | **POSTPONED** | | Rescheduled for 7/10 (DH) | 40-50 | 5 th | -12.5 | |
| 91 | 7/10-1 | vs. NYM | W | 3-1 | Wolfram/Stanek/Bautista | 41-50 | 5 th | -12.0 | 25,262 |
| 92-2 | 7/10 | vs. NYM | W | 7-3 | Sugano/Hagenman | 42-50 | 5 th | -11.5 | 17,961 |
| 93 | 7/11 | vs. MIA | W | 5-2 | Kremer/Cabrera | 43-50 | 5 th | -11.5 | 22,213 |
| 94 | 7/12 | vs. MIA | 4:05 PM | MASN | | | | | |
| 95 | 7/13 | vs. MIA | 1:35 PM | MASN | | | | | |

| | | | |
|--|---|---------|----------------------|
| 7/14 | Home Run Derby (Truist Park - Atlanta, GA) | | |
| 7/15 | MLB All-Star Game (Truist Park - Atlanta, GA) | | |
| 7/16-17 | All-Star Break | | |
| 96 | 7/18 | at TB | 7:35 PM MASN2 |
| 97 | 7/19 | at TB | 7:05 PM MASN2 |
| 98 | 7/20 | at TB | 12:10 PM MASN2 |
| 99 | 7/21 | at CLE | 6:40 PM MASN2 |
| 100 | 7/22 | at CLE | 6:40 PM MASN2 |
| 101 | 7/23 | at CLE | 6:40 PM MASN2 |
| 102 | 7/24 | at CLE | 1:10 PM MASN |
| 103 | 7/25 | vs. COL | 7:05 PM MASN |
| 104 | 7/26 | vs. COL | 7:05 PM MASN |
| 105 | 7/27 | vs. COL | 1:35 PM MASN |
| 106 | 7/28 | vs. TOR | 6:35 PM MASN |
| 107 | 7/29-1 | vs. TOR | 12:35 PM MASN |
| 108 | 7/29-2 | vs. TOR | 6:35 PM MASN |
| 109 | 7/30 | vs. TOR | 12:35 PM MASN |
| JULY TOTALS: 6-3 TEAM ERA: 4.11 TEAM AVG: .230 | | | |
| 110 | 8/1 | at CHC | 2:20 PM MASN2 |
| 111 | 8/2 | at CHC | 2:20 PM MASN2 FS1* |
| 112 | 8/3 | at CHC | 2:20 PM MASN2 |
| 113 | 8/4 | at PHI | 6:45 PM MASN |
| 114 | 8/5 | at PHI | 6:45 PM MASN |
| 115 | 8/6 | at PHI | 12:35 PM MASN |
| 8/7 | OFF DAY | | |
| 116 | 8/8 | vs. ATH | 7:05 PM MASN |
| 117 | 8/9 | vs. ATH | 7:05 PM MASN |
| 118 | 8/10 | vs. ATH | 1:35 PM MASN |
| 8/11 | OFF DAY | | |
| 119 | 8/12 | vs. SEA | 6:35 PM MASN |
| 120 | 8/13 | vs. SEA | 6:35 PM MASN |
| 121 | 8/14 | vs. SEA | 1:05 PM MASN2 |
| 122 | 8/15 | at HOU | 8:10 PM MASN2 |
| 123 | 8/16 | at HOU | 7:10 PM MASN2 |
| 124 | 8/17 | at HOU | 2:10 PM MASN |
| 125 | 8/18 | at BOS | 7:10 PM MASN |
| 126 | 8/19 | at BOS | 7:10 PM MASN |
| 8/20 | OFF DAY | | |
| 127 | 8/21 | vs. HOU | 7:15 PM FOX |
| 128 | 8/22 | vs. HOU | 7:05 PM MASN |
| 129 | 8/23 | vs. HOU | 7:05 PM MASN |
| 130 | 8/24 | vs. HOU | 1:35 PM MASN |
| 131 | 8/25 | vs. BOS | 6:35 PM MASN |
| 132 | 8/26 | vs. BOS | 6:35 PM MASN |
| 133 | 8/27 | vs. BOS | 6:35 PM MASN |
| 134 | 8/28 | vs. BOS | 1:05 PM MASN |
| 135 | 8/29 | at SF | 10:15 PM MASN2 |
| 136 | 8/30 | at SF | 7:15 PM FOX |
| 137 | 8/31 | at SF | 4:05 PM MASN2 |
| AUGUST TOTALS: 0-0 TEAM ERA: --- TEAM AVG: --- | | | |
| 138 | 9/1 | at SD | 6:40 PM MASN2 |
| 139 | 9/2 | at SD | 9:40 PM MASN2 |
| 140 | 9/3 | at SD | 4:10 PM MASN2 |
| 9/4 | OFF DAY | | |
| 141 | 9/5 | vs. LAD | 7:05 PM MASN |
| 142 | 9/6 | vs. LAD | 7:05 PM MASN |
| 143 | 9/7 | vs. LAD | 1:35 PM MASN |
| 9/8 | OFF DAY | | |
| 144 | 9/9 | vs. PIT | 6:35 PM MASN |
| 145 | 9/10 | vs. PIT | 6:35 PM MASN |
| 146 | 9/11 | vs. PIT | 1:05 PM MASN |
| 147 | 9/12 | at TOR | 7:07 PM MASN2 |
| 148 | 9/13 | at TOR | 3:07 PM MASN2 |
| 149 | 9/14 | at TOR | 1:37 PM MASN2 |
| 150 | 9/15 | at CWS | 7:40 PM MASN2 |
| 151 | 9/16 | at CWS | 7:40 PM MASN2 |
| 152 | 9/17 | at CWS | 2:10 PM MASN2 |
| 153 | 9/18 | vs. NYY | 7:15 PM FOX |
| 154 | 9/19 | vs. NYY | 7:05 PM MASN |
| 155 | 9/20 | vs. NYY | 7:05 PM MASN |
| 156 | 9/21 | vs. NYY | 1:35 PM MASN |
| 9/22 | OFF DAY | | |
| 157 | 9/23 | vs. TB | 6:35 PM MASN2 |
| 158 | 9/24 | vs. TB | 6:35 PM MASN2 FS1* |
| 159 | 9/25 | vs. TB | 1:05 PM MASN |
| 160 | 9/26 | at NYY | 7:05 PM MASN |
| 161 | 9/27 | at NYY | 1:05 PM MASN |
| 162 | 9/28 | at NYY | 3:05 PM MASN |
| SEPTEMBER TOTALS: 0-0 TEAM ERA: --- TEAM AVG: --- | | | |
| *Indicates home sellout | | | |
| ^Indicates out-of-market broadcast | | | |
| Pitchers in CAPS indicates complete game | | | |
| All times listed are Eastern | | | |
| MASN and MASN2 games can also be streamed locally via MASN+ | | | |
| All games broadcast on the Orioles Radio Network and 98 Rock 97.9 FM/HD2 & WBAL NewsRadio 1090 AM/101.5 FM | | | |









| DELAYS & POSTPONEMENTS | | | |
|---|-----------------------------|--|------------------------------|
| DATE | OPPONENT (Reason) | TIME (Delay) | RESULT |
| 7/9 | vs. NYM (inclement weather) | Postponed | Rescheduled for a DH on 7/10 |
| 7/8 | vs. NYM (inclement weather) | 0:46 (top 1 st) | L, 7-6 |
| 6/19 | at TB (inclement weather) | 0:10 (top 1 st) | W, 4-1 |
| 6/13 | vs. LAA (rain) | 2:16 (top 1 st , bottom 5 th) | W, 2-0 |
| 5/28 | vs. STL (rain) | 0:31 (top 1 st) | L, 6-4 |
| 5/24 (G1) | at BOS (rain) | 0:26 (top 1 st) | L, 6-5 |
| 5/23 (G2) | at BOS (rain) | Postponed | Rescheduled for a DH on 5/24 |
| 5/22 | at BOS (rain) | Postponed | Rescheduled for a DH on 5/23 |
| 5/16 | vs. WSH (inclement weather) | 0:12 (top 1 st) | L, 4-3 |
| 5/13 | vs. MIN (inclement weather) | Postponed | Rescheduled for a DH on 5/14 |
| 5/3 | vs. KC (rain) | 0:57 (top 2 nd) | L, 4-0 |
| 4/25 | at DET (inclement weather) | Postponed | Rescheduled for a DH on 4/26 |
| 4/11 | vs. TOR (rain) | Postponed | Rescheduled for a DH on 7/29 |
| TOTAL TIME OF DELAYS: 5:18 | | | |
| COLDEST GAME TIME TEMPERATURE: 45 degrees, April 5 at Kansas City (W, 8-1) | | | |
| WARMEST GAME TIME TEMPERATURE: 100 degrees, 2x, last: June 24 vs. Texas (L, 6-5 [10]) | | | |