

BALTIMORE ORIOLES (25-36) at ATHLETICS (24-40)

RHP Dean Kremer (5-5, 4.70) vs. LHP JP Sears (4-5, 5.05)

Friday, June 6, 2025 • 10:05 p.m. ET • Sutter Health Park • Sacramento, CA

TV: MASN2 • Radio: 98 Rock 97.9 FM/HD2 & WBAL NewsRadio 1090 AM/101.5 FM

Game No. 62

Road Game No. 33

O's AT A GLANCE	
Overall	25-36
Home	12-17
Road	13-19
Day	14-17
Night	11-19
Current Streak	W6
Last 5 Games	5-0
Last 10 Games	8-2
March	3-2
April	9-16
May	9-18
June	4-0
July	-
August	-
September	-
vs. LHSP	4-11
vs. RHSP	21-25
Series Opener	10-10
Series Opener at Home	6-4
Series Opener on Road	4-6
By Series	5-12-3
By Home Series	3-6-1
By Road Series	2-6-2
Rubber Games	3-6
Sweeps/Were Swept	2-4
Scored First	20-12
Opponent Scored First	5-24
1-run games	9-7
Comeback Wins	10-18
Last AB Wins	1-6
Walkoff Wins	0-1
Extra Innings	1-2
Led After 6	21-4
Led After 7	23-3
Led After 8	25-0
Tied After 6	2-3
Tied After 7	1-4
Tied After 8	0-3
Behind After 6	2-29
Behind After 7	1-29
Behind After 8	0-33
vs. AL Teams	20-23
vs. AL East	8-8
vs. AL Central	7-14
vs. AL West	5-1
vs. NL Teams	5-13
vs. NL East	1-5
vs. NL Central	3-6
vs. NL West	1-2
Hit 0 HR	6-19
Hit 1+ HR	19-17
Hit 2+ HR	10-7
Scored 3 or Fewer Runs	6-25
Scored 4 or More Runs	19-11
Allowed 3 or Fewer Runs	19-2
Allowed 4 or More Runs	6-34
More Hits than Opponent	15-8
Fewer Hits than Opponent	9-25
Committed No Errors	17-19
Committed 1 or More Errors	8-17
Starter Goes at least 5 inn	21-19
Starter Goes at least 6 inn	14-7
Starter Goes at least 7 inn	5-2

ORIOLESPRESSBOX.COM

The 2025 Baltimore Orioles Media Guide, as well as the latest game notes, rosters, press releases, and other team information, can be found at [oriolespressbox.com](#).

BIRDLAND BITES: The Orioles beat the Mariners yesterday, 4-3, to complete the three-game sweep and extend their winning streak to a season-high six games...The Birds complete a six-game road trip this weekend against the Athletics in Sacramento.

🦅 The O's have won nine of their last 11 games after going 3-16 in the previous 19.

🦅 Baltimore's six-game winning streak is its longest since June 7-12, 2024 (6 G)...The club has not won seven in a row since September 2-9, 2023 (7 G).

🦅 The Orioles have also won five games in a row on the road after beginning the season 8-19 away for Oriole Park...The current five-gamer is the longest road winning streak since May 23-June 4, 2024 (6 G).

🦅 **Adley Rutschman** (2-run) and **Gunnar Henderson** hit back-to-back home runs in the sixth inning yesterday to turn a 3-1 deficit into a 4-3 lead...The Birds have now had hitters hit back-to-back homers five times this year and none of the five have involved the same two players.

🦅 The O's have allowed three runs or fewer in a season-best six straight games, their longest such streak June 7-12, 2024 (also 6 G)...The team's last longer run was an eight-gamer from April 29-May 7, 2024.

🦅 Oriole pitching has struck out 8+ batters in a season-high 10 straight games, the clubs' longest run since June 7-16, 2024 (10 G)...The Birds have not had a streak longer than 10 such games since June 17-July 1, 2023 (12 G)...It is the longest active streak by an MLB team, and is tied for the second longest overall by any club in 2025 with the Giants (5/24-6/10) and Yankees (5/18-28), behind the Astros (12 G, 5/21-6/3).

🦅 The Orioles have drawn at least one walk in 139 straight games since July 2, 2024, the longest active stretch in the majors ahead of the Braves (83 G) and Cubs (64 G)...It's the second-longest such streak in franchise history behind a 155-game stretch from June 23, 1955-June 24 (G1), 1956...The last MLB team with a longer streak was the Athletics, who had a 146-game run from August 9, 2019-May 14, 2021.

ROSTER MOVES: The Orioles reinstated outfielder **Ramón Laureano** (left ankle sprain) from the 10-day Injured List today and acquired right-handed pitcher **Scott Blewett** from the Atlanta Braves in exchange for cash considerations...Blewett has not yet reported...To make room on the active and 40-man rosters, outfielder **Jordyn Adams** was designated for assignment.

SWEEP DREAMS: Baltimore has swept back-to-back series for the first time since 2023, from July 7-9 at Minnesota (3 G) and July 14-16 vs. Miami (3 G)...The sweep of the Mariners was the first by the O's since August 28-30, 2017 and the first in Seattle since September 17-19, 2012.

🦅 The Orioles have not swept three straight series since July 4-13, 2022, and have not swept three series of at least three games since September 7-19, 1999.

NIP AND TUCK: The O's have won each of their last five one-run affairs since May 24 (G2) at Boston and are 9-7 overall in such contests this season...It marks the first time Baltimore has won five straight one-run contests since July 2-24, 2023 (6 G).

🦅 Their 16 one-run games are tied with Minnesota and Toronto for the fifth fewest in MLB, ahead of the Angels (14 G), and Cubs and Guardians (both 13 G).

BALLPARK BITS: Entering this series, the Orioles have played regular season games in 56 ballparks...That number jumps to 58 when including the Postseason as the club never played a regular season game at Riverfront Stadium (CIN) or Three Rivers Stadium (PIT).

START ME UP: In 15 games since May 20, Baltimore starters have gone 7-1 with a 2.61 ERA (24 ER/82.2 IP), the fifth-lowest ERA by a starting staff in the majors during that period behind the Giants (2.40 ERA), Brewers (2.38 ERA), Tigers (2.34 ERA), and Rays (1.83 ERA)...The O's rotation entered this stretch with a 6.03 ERA (175 ER/226.2 IP), second highest in MLB ahead of the Rockies (6.95).

🦅 Overall, Baltimore pitching owns a 3.96 ERA (63 ER/143.1 IP) since May 19, ranking 14th in the majors...Removing infielder **Emmanuel Rivera** (1.0 IP, 8 ER) on May 23 at Boston, however, the collective ERA in that time falls to 3.48, which would be tied for ninth.

BIG TIME RUTSCH: **Adley Rutschman** slashed .538/.538/1.000 (7-for-13) with two home runs, four runs scored, and three RBI during the Seattle series.

🦅 In 20 games (18 GS) since May 11, he's batting .278/.350/.472 (20-for-72) with seven extra-base hits (3 2B, 1 3B, 3 HR), 10 runs scored, and eight RBI during that time.

🦅 In the previous 22 games (20 GS) from April 15-May 10, he hit .149/.259/.216 (11-for-74) with three extra-base hits (2 2B, 1 HR), seven runs scored, and four RBI.

O'YEAH: **Ryan O'Hearn** ranks among AL leaders in on-base percentage (2nd, .411), batting average (4th, .326), OPS (5th, .930), and slugging percentage (7th, .519).

🦅 He's reached safely in 33 of his last 35 games since April 24, including a career-high 19 straight from May 14-June 4...O'Hearn has tallied a hit in 27 of those 35.

🦅 Last month, he posted a .365 batting average and .450 on-base percentage, the best marks by an Oriole in May (min. 100 PA) since **Brian Roberts** (.385, .485) in 2007.

ROLE REVERSAL: The Birds have permitted 90 home runs, the second-highest mark in the majors behind the Athletics (97 HR)...Over their last 11 games, however, they have allowed eight long balls after surrendering 26 over their previous 13 games.

🦅 The O's have allowed one or zero home runs in a season-high seven straight games, their longest such streak since August 4-15, 2024 (10 G).

BATTLE OF THE VOWELS: The O's and A's meet for the first time this season with three games in Sacramento...The Athletics will be at Oriole Park for a three-game series from August 8-10...The Orioles have won three of the last four series on the road against the A's, including a three-game sweep in 2023.

🦅 **Jackson Holliday's** father, Matt, played 93 games with the Athletics in 2009 after being acquired from the Rockies during the prior offseason before being traded to the Cardinals on July 24, 2009.

🦅 Athletics Pitching Coach **Scott Emerson**, born in Baltimore, played in the Orioles farm system from 1992-95 after being selected in the 40th round of the 1991 First-Year Player Draft.

🦅 Athletics Major League Coach and Interpreter **Ramón Hernández** played in 383 games with the O's from 2006-08.

O's vs. ATHLETICS	
Current Streak	W1
2024 Record	3-3
at Oriole Park at Camden Yards	1-2
at Oakland Coliseum	2-1
All-Time (since 1968)	282-285
at Home	139-141
on Road	143-144
2025 Schedule	
Date Score	Win/Loss/Save
6/6	10:05 p.m. ET
6/7	10:05 p.m. ET
6/8	4:05 p.m. ET
8/8	7:05 p.m. ET
8/9	7:05 p.m. ET
8/10	1:35 p.m. ET
Indicates Home	

O's ON THE ROAD	
Record	13-19
Team AVG/OBP/SLG	.229/.300/.351
Fielding Errors	16
Team ERA	4.56 (138 ER/272.1 IP)
Starters ERA	4.32 (80 ER/166.2 IP)
Bullpen ERA	5.03 (59 ER/105.2 IP)
Saves/Opps	5/9
Best Road Trip	.500 (2-2), 3/27-30
Worst Road Trip	.167 (1-5), 4/22-27

PITCHING IN	
Lowest Starter ERA in MLB, Since May 20	
Tampa Bay Rays	1.83
Detroit Tigers	2.34
Milwaukee Brewers	2.38
San Francisco Giants	2.40
Baltimore Orioles	2.61

ROAD WARRIORS	
Best Road AVG, MLB	
Aaron Judge (NYY)	.413
Paul Goldschmidt (NYY)	.391
Ryan O'Hearn (BAL)	.352
José Ramírez (CLE)	.347
Manny Machado (SD)	.345

KEEN EYE	
Most Consecutive Plate Appearances Without a Strikeout, MLB (Active)	
Luis Arraez (SD)	44
Emmanuel Rivera (BAL)	28
Andrés Giménez (TOR)	28
Chase Meidroth (CWS)	26
Mason Winn (STL)	23

THIS DATE IN O'S HISTORY	
June 6, 1968 - Curt Blefary drives in 10 runs as the Orioles sweep a doubleheader from the Angels at Anaheim Stadium, 16-4 and 11-1. In the opener, Blefary hits three homers, including a grand slam.	
June 6, 1979 - Dennis Martinez tosses a four-hit shutout to beat the Royals, 3-0, at Memorial Stadium. The win moves the Orioles, percentage points behind Boston entering the day, ahead of the Red Sox for first place in the AL East, where they will remain for the rest of the season.	
June 6, 2001 - Cal Ripken, Jr. plays in his 2,897 th game as an Oriole, passing Hall of Famer Brooks Robinson for most games played in club history.	

UPCOMING SCHEDULE					
DATE	OPPONENT	TIME	ORIOLES STARTER	OPPONENT STARTER	TV
June 7	at Athletics	10:05 p.m. ET	RHP Charlie Morton (2-7, 6.20)	RHP Luis Severino (1-5, 4.54)	MASN2
June 8	at Athletics	4:05 p.m. ET	RHP Tomoyuki Sugano (5-3, 3.04)	TBA	MASN2
June 9	OFF DAY				
MASN and MASN2 games can also be streamed locally via MASN+ ...All games broadcast on the Orioles Radio Network and 98 Rock 97.9 FM/HD2 & WBAL NewsRadio 1090 AM/101.5 FM					

#64 DEAN KREMER RHP



5-5, 4.70 ERA

HT: 6-2 WT: 210
DOB: 1/7/96 Age: 29
Bats: R Throws: R

PITCH TYPE (2025)	USAGE	AVG. VELOCITY
Fastball	25.5%	93.6 mph
Cutter	23.6%	87.3 mph
Sinker	18.7%	92.8 mph
Splitter	17.2%	82.6 mph
Curveball	14.8%	78.9 mph
Slider	0.3%	83.9 mph

QUICK HITS: Set to make his team-leading 13th start of the 2025 campaign...The Stockton, CA native became the first Israeli citizen to be drafted in MLB's First-Year Player Draft when he was selected by the San Diego Padres in the 38th round (1,137th overall) of the 2015 draft out of San Joaquin Delta College (CA)...Did not sign with San Diego and transferred to the University of Nevada, Las Vegas...Was drafted in the 14th round (431st overall) by the Los Angeles Dodgers in the 2016 First-Year Player Draft... Acquired by the Orioles on July 18, 2018 along with INF Breyvic Valera, OF Yusniel Diaz, RHP Zach Pop, and INF Rylan Bannon in exchange for INF Manny Machado...Was a member of Team Israel in the 2023 World Baseball Classic.

LAST TIME OUT: Spun his third quality start of the season (last: 5/8 at MIN) on May 31 vs. Chicago-AL, allowing one run on six hits and two walks with seven strikeouts in 6.0 innings...Threw a season-high 102 pitches, 64 strikes...Has won consecutive games for the first time this season (last: 9/24/24-3/29/25)...Last won three straight from April 24-May 5, 2024, tying a career high.
👉 Kremer has thrown at least 5.0 innings in nine consecutive starts, tied with Tomoyuki Sugano for the longest active streak on the team and the third-longest streak of his career, trailing runs of 13 (4/18-6/24/23) and 12 (8/5-10/3/22) starts.

POWER OUTAGE: Did not allow a home run in his outing for the sixth time this season...Has held his opposition homerless in five of his last seven starts after giving up at least one home run in his prior three starts (6 total HR)...The three consecutive starts without allowing a home run is his longest streak since a career-high six straight homerless outings from August 14-September 11, 2024...The Orioles are 31-20 when Kremer does not allow a home run in a start in his career.

STRAIGHT A'S: Has made two career starts against the Athletics, recording a 5.23 ERA (6 ER/10.1 IP), 1.26 WHIP, and seven strikeouts against three walks...Did not factor in the decision in either start...Last faced the club on April 12, 2023 in Baltimore, allowing four runs on five hits (2 HR) and two walks with one strikeout...Tonight's start marks his first road outing against the Athletics in his career.
👉 Has posted a 7-2 record with a 3.04 ERA (37 ER/109.2 IP), 1.08 WHIP, and 94 strikeouts against 32 walks in 19 career starts against AL West foes...Has allowed three or fewer runs in nine straight starts against the division and in 16 of 19 outings against the division overall.

DIAMOND CUTTER: Over his last six starts, opposing batters are hitting .077 (3-for-39) with eight strikeouts against his cutter compared to a .314 (11-for-35) clip in his first six starts.
👉 Has not permitted an extra-base hit on his cutter since April 22 at Washington (7 GS), when he allowed two extra-base hits on the pitch (2B, HR).

HOME IS WHERE THE HEART IS: Eight of Kremer's 12 starts this season have come on the road, during which he is 2-4 with a 6.07 ERA (29 ER/43.0 IP)...Owns the second highest road ERA in MLB (min. 40.0 IP), trailing KC's Michael Lorenzen (6.37 ERA)...In four home outings this season, Kremer is 3-1 with a 2.25 ERA (5 ER/18.0 IP).

LIMITING THE FREE PASS: Has posted a career-low 6.2 percent walk rate, down 3.0 percent from last season...He has, however, issued 1+ walk in a season-high seven straight starts, his longest run since a career-high 20-start stretch from April 13-September 11, 2024.

PLAYING ALL THE HITS: His 75 hits allowed this season are tied for the third most in the AL with KC's Michael Lorenzen and ATH's Luis Severino, trailing TOR's Chris Bassitt (80 H) and LAA's José Soriano (78 H)...His 10.07 hits per 9.0 innings are the second highest mark of his career, ahead of 2021 (10.57)
👉 Has allowed six or more hits in a career-high four consecutive starts

KREMER WITHOUT THE K: Has posted a 17.5 percent strikeout rate, which is the second lowest mark of his career, trailing his 17.0 percent strikeout rate in 2022...Has also posted a career-low 18.8 percent whiff rate, down 4.5 percent from last season (23.3%).
👉 Despite his career-low whiff rate, he generated 10+ whiffs in four consecutive starts from May 8-25 after only doing so in two of his first seven starts to begin the year.

2025 & CAREER SPLITS

2025							CAREER						
	W-L	ERA	G/S	IP	ER		W-L	ERA	G/S	IP	ER		
Home	3-1	2.25	4/4	24.0	6		18-15	4.13	54/53	292.0	134		
Road	2-4	6.07	8/8	43.0	29		17-20	4.55	53/53	275.0	139		
Day	3-3	5.22	7/7	39.2	23		10-13	4.55	37/37	196.0	99		
Night	2-2	3.95	5/5	27.1	12		25-22	4.22	70/69	371.0	174		
	AVG	AB	H	HR	BB	K		AVG	AB	H	HR	BB	K
vs. Left	.331	151	50	7	6	26		.262	991	260	44	108	235
vs. Right	.210	119	25	3	12	25		.248	1200	297	39	87	252
TOTALS	.278	270	75	10	18	51		.254	2191	557	83	195	487

RUN SUPPORT (as starter in '25)

0 Runs	3
1 Run	1
2 Runs	2
3 Runs	3
4 Runs	2
5 Runs	--
6 Runs	--
7 Runs	--
8 Runs	1
9 Runs	--
10+ Runs.....	--
Total	30
RSA/9	4.03

RUNS ALLOWED BY INNING IN 2025

1 st	7
2 nd	6
3 rd	4
4 th	6
5 th	10
6 th	4
7 th	0
8 th	--
9 th	--
Total	37

MISCELLANEOUS 2025 STATS

WHIP	1.39
K/9	6.85
BB/9	2.42
QS	3
#P/IP	16.5
Opponents	
AVG:278
OBP:323
SLG:459
OPS:782

2025 HIGHS

Innings: 7.0, 2x, last: 5/8 at MIN
Hits: 11, 4/22 at WSH
Runs: 6, 2x, last: 4/22 at WSH
Earned Runs: 6, 4/9 at AZ
Strikeouts: 8, 5/8 at MIN
Walks: 4, 4/27 at DET
Home Runs: 3, 4/9 at AZ
Winning Streak: 2, 5/25-31
Losing Streak: 2, 2x, last: 4/22-4/27
Shortest Start: 4.1 IP, 4/4 at KC
Pitches Thrown: 102, 5/31 vs. CWS
Low-Hit CG: --

CAREER HIGHS

Innings: 9.0, 9/23/22 vs. HOU
Hits: 11, 2x, last: 4/22 at WSH
Runs: 8, 4/13/24 vs. MIL
Earned Runs: 7, 2x, last: 6/30/23 vs. MIN
Strikeouts: 10, 3x, last: 5/12/24 vs. AZ
Walks: 5, 3x, last: 8/8/24 at TOR
Home Runs: 3, 3x, last: 4/9/25 at AZ
Winning Streak: 3, 5x, last: 8/14-9/6/24
Losing Streak: 9, 9/23/20-6/5/22
Shortest Start: 0.1 IP, 6/24/21 at TOR
Pitches Thrown: 106, 9/23/22 vs. HOU
Low-Hit CG: 4, 9/23/22 vs. HOU

KREMER vs. ATH

PLAYER	AVG	AB	H	HR	RBI
Avans	.--	--	--	--	--
Bleday	.--	--	--	--	--
Butler	.--	--	--	--	--
Clarke	.--	--	--	--	--
Davidson	.--	--	--	--	--
Langeliers	.000	3	0	0	0
MacIver	.--	--	--	--	--
Muncy	.--	--	--	--	--
Rooker	.500	2	1	1	3
Schuemann	.--	--	--	--	--
Soderstrom	.--	--	--	--	--
Urías	.--	--	--	--	--
Wilson	.--	--	--	--	--

SEARS vs. BAL

PLAYER	AVG	AB	H	HR	RBI
Carlson	.--	--	--	--	--
Cowser	.000	3	0	0	0
Handley	.--	--	--	--	--
Henderson	.556	9	5	1	2
Holliday	.--	--	--	--	--
Kjerstad	.--	--	--	--	--
Laureano	.333	3	1	0	0
Mateo	.100	10	1	1	1
Mayo	.--	--	--	--	--
O'Hearn	.--	--	--	--	--
Rivera	.000	2	0	0	0
Rutschman	.400	10	4	2	2
Urías	.111	9	1	0	1

KREMER'S 2025 STARTS

DATE	OPP	SCORE	WHEN LEFT	DEC	IP	H	R	ER	BB	K	HR	PIT	STR
3/29	at TOR	9-5	8-5	W	5.1	5	5	5	2	6	1	81	56
4/4	at KC	2-8	2-3	L	4.1	8	3	2	0	1	0	88	63
4/9	at AZ	0-9	0-5	L	4.2	8	6	6	1	4	3	85	58
4/16	vs. CLE	9-1	4-1	W	5.1	4	1	1	1	2	1	96	61
4/22	at WSH	0-7	0-6	L	5.1	11	6	5	0	4	2	101	67
4/27	at DET	0-7	0-4	L	5.2	4	5	5	4	3	0	97	59
5/2	vs. KC	3-0	3-0	W	7.0	3	0	0	1	2	0	82	56
5/8	at MIN	2-5	2-2	ND	7.0	3	2	2	2	8	1	86	57
5/14	vs. MIN (G1)	3-6	3-4	L	5.2	7	4	4	2	4	2	95	66
5/19	at MIL	4-5	1-4	ND	5.1	9	4	4	2	6	0	97	63
5/25	at BOS	5-1	3-0	W	5.1	7	0	0	1	4	0	95	62
5/31	vs. CWS	4-2	4-1	W	6.0	6	1	1	2	7	0	102	64
TOTALS					5-5	67.0	75	37	35	18	51	1105	732 (66.2%)

TOMORROW'S STARTER: RHP CHARLIE MORTON (2-7, 6.20)

LAST TIME OUT: Spun a season-high 6.2 innings on June 1 vs. Chicago-AL, allowing one unearned run on six hits with seven strikeouts against one walk...Has won consecutive games for the first time since winning four straight from August 11-29, 2023...Has recorded a 1.64 ERA over his past five outings (4 ER/22.0 IP) after posting a 9.38 ERA (33 ER/31.2 IP) through his first nine games.

vs. ATHLETICS: Has made eight career starts against the Athletics, posting a 2-1 record with a 2.58 ERA (13 ER/45.1 IP), 1.13 WHIP, and 51 strikeouts against 20 walks...Last faced the Athletics on June 2, 2024, allowing a season-low one hit and a season-high-tying five walks while striking out six batters in 6.0 scoreless innings...Has allowed three or fewer earned runs in seven straight starts against the club dating to September 9, 2017.



PITCHER	LAST OUTING	DEC.	IP	H	R	ER	BB	K	RETIRED/1 ST BF	IR/SCORED	SV/OPP	INNINGS-HIGH	STRIKEOUTS-HIGH
Akin	6/5 at SEA	HLD	1.0	0	0	0	0	1	19/25	8/1	0/2	2.0 (2x, last: 5/14 [G1] vs. MIN)	3 (2x, last: 4/30 vs. NYY)
Baker	6/5 at SEA	SV	1.0	1	0	0	0	2	24/29	15/2	2/4	1.2 (3/30 at TOR)	4 (3/30 at TOR)
Bautista	6/4 at SEA	SV	1.0	1	0	0	1	0	16/21	2/0	11/12	1.0 (20x, last: 6/4 at SEA)	3 (2x, last: 5/31 vs. CWS)
Bowman	5/28 vs. STL	ND	2.0	1	1	1	0	2	13/17	6/2	--	2.0 (2x, last: 5/28 vs. STL)	2 (3x, last: 5/28 vs. STL)
Cano	6/4 at SEA	W	0.2	0	0	0	0	1	15/24	8/3	0/2	1.1 (4/13 vs. TOR)	2 (5x, last: 5/24 [G1] at BOS)
Domínguez	6/4 at SEA	HLD	1.0	0	0	0	0	2	17/24	15/1	1/2	1.2 (5/24 [G2] at BOS)	3 (2x, last: 5/28 vs. STL)
Kittredge	6/5 at SEA	HLD	1.0	0	0	0	0	2	4/6	3/1	--	1.0 (5x, last: 6/5 at SEA)	2 (3x, last: 6/5 at SEA)
Soto	6/4 at SEA	HLD	1.0	0	0	0	1	3	18/25	14/4	--	1.2 (4/4 at KC)	3 (3x, last: 6/4 vs. BOS)
2025 TOTALS	5.08 ERA	7-12	223.1	225	137	126	109	240	149/211	93/23	14/22	4.2 (McDermott, 5/20 at MIL)	6 (Morton, 5/17 vs. WSH)

45 • KEEGAN AKIN • LHP

0-0 • 3.00 ERA • 27 G (2 GS)

WHIP: 1.30

K/9: 9.67

BB/9: 4.67

vs. ALL: .212 (21-for-99)

vs. LHB: .273 (12-for-44)

vs. RHB: .164 (9-for-55)

⚾ Tossed 1.0 perfect inning with one strikeout on 6/5 at SEA...Six of his last seven appearances (6.2 IP) since 5/18 have been scoreless...Surrendered a run and suffered a blown save in 0.1 inning on 5/27 vs. STL

⚾ Has issued a walk in four of his last six games and in five of his last nine appearances (6 total BB)...Had walked six batters in his previous 17 games from 3/29-5/9

⚾ Owns a 28.2 percent strikeout rate (20 K/71 BF) over his last 16 appearances since 4/22...Had a 20.9 percent clip (9 K/43 BF) in his first 11 outings

⚾ Opponents are 0-for-24 with eight strikeouts against his changeup compared to 14-for-45 (.311) with 10 punchouts off his fastball, his most-utilized offering (51.1%)

⚾ Owns a 30.0 percent ground ball rate, the lowest of his career, and a career-high 70.0 percent air rate, surpassing his previous high set in 2020 (65.7%)

⚾ Has allowed two home runs to left-handed hitters (5/16 vs. WSH - Wood & 4/3 vs. BOS - Casas)...Allowed only two homers to lefties all of last season

⚾ Made his first start of the season on 4/26 (G2) at DET, walking one batter and punching out one in 1.2 innings...Was his first start since 5/31/23 vs. CLE (1.0 IP, 2 H, ER, K)...Has not allowed a run or a hit across 2.2 innings in two games started this year

43 • BRYAN BAKER • RHP

3-1 • 2 SV • 2.57 ERA • 29 G

WHIP: 0.96

K/9: 11.89

BB/9: 1.93

vs. ALL: .212 (21-for-99)

vs. LHB: .220 (11-for-50)

vs. RHB: .204 (10-for-49)

⚾ Converted his second save of the year in his team-leading 29th appearance after pitching a scoreless ninth inning on one hit with two punchouts on 6/5 at SEA...Has struck out multiple batters in three straight outings for the second time this season (also 5/14 [G1]-18), one game shy of his career high (7/10-17/22)

⚾ Has recorded two saves in his last three outings (also 6.1 vs. CWS) after having one career save prior to this season (10/5/22 [G1] vs. TOR)

⚾ His 37 strikeouts on the year lead O's relievers...His 35.2 percent strikeout rate is a career high and ranks eighth among AL relievers

⚾ Was dealt his first loss of the season on 5/27 vs. STL after allowing three runs on three hits and a walk with two strikeouts...The three hits and three runs both tied career highs...Snapped a career-high streak of 11 straight outings without a walk

⚾ Has held left-handed hitters to a .171 (6-for-35) clip in his last 16 appearances since 4/30 after they went 5-for-15 (.333) in eight games to open the season

⚾ His 13.3 percent inherited runner scored rate is tied for fifth in the AL

⚾ Owns career highs in chase rate (28.1%), swing rate (50.0%), and whiff rate (32.2%)

⚾ Opponents are hitting .196 (9-for-50) against his fastball this season, down from .286 (12-for-42) a year ago...His 96.7 mph average fastball velocity is the highest of his career, up from 96.3 mph in 2024

74 • FÉLIX BAUTISTA • RHP

0-1 • 11 SV • 3.48 ERA • 21 G

WHIP: 1.35

K/9: 10.89

BB/9: 6.53

vs. ALL: .176 (13-for-74)

vs. LHB: .182 (6-for-33)

vs. RHB: .171 (7-for-41)

⚾ Converted his 11th save of the year on 6/4 at SEA after tossing a scoreless ninth inning on one hit and one walk...Has not allowed a run in three straight appearances after doing so in five of his previous seven outings from 5/11-30

⚾ Allowed two doubles on 5/30 vs. CWS, tying a career high for extra-base hits in an outing (also 9/24/22 vs. HOU & 5/16/22 vs. NYY)...Matched a career high with two doubles surrendered (also 9/24/22 vs. HOU)

⚾ Has allowed a run in five of his last 10 appearances, including a career-high four straight from 5/11-21, after 10 of his first 11 games were scoreless

⚾ Opponents are 3-for-34 (.088) with 19 strikeouts and a 58.3 percent whiff rate against his split-finger

⚾ His 16.9 percent walk rate is the third highest in the AL and fifth highest in MLB among relievers

⚾ Recorded a save in a career-high six straight appearances from 4/19-5/9

⚾ Owns a career-high 53.1 percent ground ball rate, up 16.7 percent from 2023 (36.4%)

⚾ Made his season debut on 3/29 at TOR, marking his first major league game since 8/25/23 vs. COL (582 days)

⚾ His 59 career saves are the second most by an O's reliever through his first 142 appearances with the team, behind Gregg Olson (65)

51 • MATT BOWMAN • RHP

0-1 • 5.12 ERA • 17 G

WHIP: 1.34

K/9: 6.52

BB/9: 1.40

vs. ALL: .280 (23-for-82)

vs. LHB: .194 (7-for-36)

vs. RHB: .348 (16-for-46)

⚾ Tied a season high with 2.0 innings on 5/28 vs. STL, allowing one run on one hit with a season-high two strikeouts...The run scored after he left the game...Stranded an inherited runner

⚾ Had his contract selected from Triple-A Norfolk on 5/28, marking his second stint with the O's this season...Had his contract selected from the Tides on 3/30, was designated for assignment on 5/8, and accepted an outright assignment on 5/10

⚾ Is 1-0 with a 1.42 ERA (1 ER/6.1 IP) in four Triple-A games this year

⚾ Has allowed a run in six of his last nine MLB outings since 4/19 (10 total R)...Had given up just one earned run over his first eight outings to begin the season

⚾ His 3.5 percent walk rate ranks fourth among AL relievers...Has never finished a season with a walk rate below 7.1 percent in his career (2016)

⚾ Posted a career-long 13-game streak without allowing a walk from 9/17/24-4/15/25

⚾ Owns a career-low 35.3 percent ground ball rate, down 8.8 percent from last season (44.1%)

78 • YENNIER CANO • RHP

1-4 • 4.58 ERA • 24 G

WHIP: 1.27

K/9: 9.61

BB/9: 2.75

vs. ALL: .260 (19-for-73)

vs. LHB: .345 (10-for-29)

vs. RHB: .205 (9-for-44)

⚾ Earned his first win of the year on 6/4 at SEA after throwing 0.2 perfect inning with one strikeout...Stranded an inherited runner...Four of his last five outings have been perfect after allowing five runs through his three prior appearances from 5/14 (G2)-19

⚾ Has a 10.00 ERA (10 ER/9.0 IP) in his last 12 appearances since 5/4 after allowing one unearned run in his first 12 games through 5/2

⚾ His four losses are tied with nine others for the second most among MLB relievers

⚾ Has limited opponents to a .148 (4-for-27) mark with eight strikeouts against his sinker, compared to 13-for-29 (.448) with nine strikeouts off his changeup

⚾ Owns a career-best 35.3 percent chase rate, up 3.1 percent from 2023 (32.2%)

⚾ Has recorded a 59.6 percent ground ball rate since 2023, the sixth-highest mark among all AL relievers during that stretch...Owns a 50.9 percent clip in 2025

56 • SERANTHONY DOMÍNGUEZ • RHP

2-1 • 1 SV • 4.84 ERA • 24 G

WHIP: 1.34

K/9: 11.28

BB/9: 5.64

vs. ALL: .205 (16-for-78)

vs. LHB: .324 (11-for-34)

vs. RHB: .114 (5-for-44)

⚾ Recorded his fifth hold of the season on 6/4 at SEA after tossing 1.0 perfect inning with two strikeouts...Has notched holds in consecutive appearances for the first time since 4/8-10/24 (2 G)

⚾ Has pitched 4.1 scoreless innings with one walk and eight strikeouts in his last four games after allowing 12 runs in 11 games from 4/26 (G2)-5/24 (G2)

⚾ Has limited the opposition to an .067 (1-for-15) clip with eight strikeouts against his sweeper...All three home runs allowed have come off his four seamer

⚾ Allowed one of 15 inherited runners to score this year...The 6.7 inherited runners scored percent is the second best in MLB behind PIT's Chase Shugart (13 IR, 0 IRS)

⚾ His career-high 15.2 percent walk rate is the sixth highest among AL relievers

⚾ Lefties are slashing .324/.425/.647 (11-for-34) with all three home runs, compared to .114/.250/.136 (5-for-44) against righties...The .114 average against right-handers is the sixth lowest in MLB (min. 50 BF)

⚾ Allowed three runs on 4/26 (G2) at DET, snapping a streak of 10 consecutive appearances without allowing a run dating back to 9/29/24

⚾ Surrendered a hit on 4/19 vs. CIN, snapping a career-high-tying streak of seven consecutive hitless outings from 3/29-4/17

39 • ANDREW KITTREDGE • RHP

1-0 • 1.59 ERA • 6 G

WHIP: 1.59

K/9: 12.71

BB/9: 4.76

vs. ALL: .261 (6-for-23)

vs. LHB: .308 (4-for-13)

vs. RHB: .200 (2-for-10)

⚾ Recorded his second hold of the season in as many outings after completing 1.0 perfect inning with a season-high-tying two strikeouts (3x, last: 5/28 vs. STL) on 6/5 at SEA...Has pitched consecutive perfect outings after allowing nine baserunners (6 H, 3 BB) across his previous three appearances (3.0 IP)

⚾ Righties went 2-for-3 in his appearance on 5/28 after he limited right-handed hitters to a .093 (4-for-43) clip with 14 strikeouts and one extra-base hit (2B) in his previous 22 appearances dating to 8/22/24

⚾ Reinstated from the 15-day Injured List on 5/21...Opened the season on the IL after undergoing left knee debridement on 4/7

⚾ Pitched in six rehab outings between High-A Aberdeen and Triple-A Norfolk, pitching to a 1.50 ERA (1 ER/6.0 IP) on six hits and two walks with six strikeouts

⚾ Entering this season, his 2.48 ERA (48 ER/174.0 IP) since 2021 ranked tied for seventh in the majors (min. 150 G)

⚾ Has also pitched for the Rays (181 G) and Cardinals (74 G) in his career...Was an AL All-Star in 2021 with TB

65 • GREGORY SOTO • LHP

0-2 • 4.35 ERA • 25 G

WHIP: 1.40

K/9: 10.45

BB/9: 3.48

vs. ALL: .256 (21-for-82)

vs. LHB: .222 (8-for-36)

vs. RHB: .283 (13-for-46)

⚾ Secured his team-leading 13th hold after throwing 1.0 scoreless inning on one walk with a season-high-tying three strikeouts (3x, last: 4/2 vs. BOS) on 6/4 at SEA

⚾ Has pitched to a 3.52 ERA (3 ER/7.2 IP) in his 10 outings since 5/14 (G2) after compiling a 9.00 ERA (7 ER/7.0 IP) through nine appearances from 4/13-5/8...Began the year with six straight scoreless outings through 4/12

⚾ Opponents are slashing .295/.353/.508 (18-for-61) in his last 19 outings since 4/13 after batting .143/.250/.143 (3-for-21) in his first six appearances

⚾ Has limited lefties to a .192 (5-for-26) clip over his last 18 appearances since 4/16...Righties have gone 10-for-31 (.323) against him during that same period...Surrendered a season-high-tying two hits to lefties on 5/23 at BOS (also 4/2 vs. BOS)

⚾ Owns a career-low 3.3 percent barrel rate, down 4.3 percent from 2024 (7.6%)

⚾ Owns a career-low 8.6 percent walk rate, down 2.5 percent from last season (11.1%) and 0.2 percent lower than his previous best season in 2023 (8.8%)

ORIOLES PUBLIC RELATIONS DEPARTMENT 333 W. CAMDEN ST., BALTIMORE, MD 21201 410-547-6150 ORIOLESPR@ORIOLES.COM @ORIOLESPR

15 • DYLAN CARLSON • OF (S)	.213 • 2 HR • 9 RBI
Current Streak: 0-for-last-6 (since 6/4)	2025 High: 6 G (5/28-6/4)
Last Game: 0-4, 2 K	Road Trip: 3 G, 2-11, 2 K
⚡ Saw his season-best six-game hitting streak end yesterday...Was his longest run since 6/24-29/22 (also 6 G)	
⚡ Slashing .308/.325/.538 (12-for-39) with three doubles, two home runs, and seven RBI in 11 games since 5/24 (G2)...Has hit safely in nine of those...Opened the year 1-for-22 (.045) in 13 games	
⚡ Is 12-for-51 (.235) with three doubles and two home runs when batting left handed compared to 1-for-10 (.100) with zero extra-base hits when batting right handed	
⚡ Homered in consecutive games (5/25-26) for the third time in his career (last: 5/30-31/21)...The home run on 5/26 was the hardest hit homer of his career (107.6 mph)	
⚡ Entered on 5/20 at MIL and snapped a season-opening 0-for-19 skid with a single	
⚡ Recalled from Triple-A Norfolk on 5/18...Marks his third stint with the O's this season (also 4/26-5/14 & 3/31-4/4)	
17 • COLTON COWSER • OF (L)	.167 • 2 HR • 2 RBI
Current Streak: 0-1 (since 6/4)	2025 High: 4 G (3/29-6/4)
Last Game: 0-1, K (Def. in 7 th)	Road Trip: 3 G, 2-8, HR, BB, 2 K
⚡ Homered in his first game back on Tuesday...Was reinstated from the 60-day IL on 6/2...The O's went 20-34 with him on the IL	
⚡ Placed on the 10-day IL with a left thumb fracture on 3/31 suffered while sliding into first base on 3/30 at TOR...Was transferred to the 60-day IL on 4/28	
⚡ Started a rehab assignment on 5/22...Split six rehab games between High-A Aberdeen and Triple-A Norfolk...Slashed .400/.500/.750 (8-for-20) with four doubles, five runs scored, four RBI, and one stolen base...Tallied three doubles for the Tides on 5/29 (G1)	
⚡ Recorded his third career leadoff home run on 3/29 at TOR off Max Scherzer	
98 • MAVERICK HANDLEY • C (R)	.091 • 0 HR • 3 RBI
Current Streak: 0-for-last-4 (since 6/1)	2025 High: 2 G (5/28-6/1)
Last Game: 0-2, R, BB	Road Trip: 0-2, R, BB
⚡ Snapped an 0-for-20 skid on 5/28 vs. STL with a fourth-inning single	
⚡ Tallied his first two career RBI on 5/11 at LAA via sac fly and sac bunt...Was the first Oriole with a sac fly and sac bunt in the same game since Cedric Mullins (4/8/19 vs. OAK) and the first by a Baltimore catcher since Lenny Webster (5/10/97 vs. SEA)	
⚡ Recorded his first MLB hit in the fourth inning on 5/8 at MIN, a single off Bailey Ober	
⚡ Made his MLB debut on 4/29 vs. NYY, entering as a defensive replacement in the sixth inning...Struck out in both of his at bats...Was the first position player to debut for the Orioles this season...Had his contract selected from Triple-A Norfolk on 4/28	
2 • GUNNAR HENDERSON • INF (L)	.257 • 8 HR • 16 RBI
Current Streak: 1 G (1-4; since 6/5)	2025 High: 9 G (4/26 [G1]-5/4)
Last Game: 1-4, HR, 2 K	Road Trip: 3 G, 3-13, HR, 5 K
⚡ Yesterday, his go-ahead homer snapped a season-high 15-game run without a long ball (last: 5/19 vs. WSH)...The O's are 57-18 for his career when he homers	
⚡ Is 20-for-61 (.328) with five doubles, two triples, three home runs, and eight RBI in 15 career games against the Athletics	
⚡ Slashing .278/.345/.452 (35-for-126) with five doubles, one triple, five homers, and 11 RBI in 31 games since the beginning of May...Has 12 multi-hit efforts in that time	
⚡ Scored three runs on 5/21 at MIL for the first time this season...Since the start of 2023, his 18 games with 3+ runs lead MLB ahead of CIN's Elly De La Cruz and LAD's Mookie Betts (both 14)	
⚡ Recorded his 400 th career hit on 5/30, becoming the sixth Oriole to do so before turning 24, (Machado, Ripken, Jr., Murray, Powell, & Brooks Robinson)	
⚡ Had a 19-game on-base streak from 4/23-5/14, second longest of his career	
⚡ His 93.8 mph average exit velocity ranks fourth in the AL...85 of his batted balls (55.2%) have been hard hit (95+ mph)	
7 • JACKSON HOLLIDAY • INF (L)	.260 • 7 HR • 26 RBI
Current Streak: 0-for-6 (since 6/4)	2025 High: 10 G (5/14 [G2]-5/24[G1])
Last Game: 0-3, R, BB	Road Trip: 3 G, 1-11, R, RBI, 2 BB, 3 K
⚡ Has drawn a walk in consecutive games for the first time since 5/9-10	
⚡ Has tallied an RBI in 11 of his last 18 games (14 total RBI) since 5/16...Had 12 RBI in his first 35 games through 5/15	
⚡ Is batting .178 (19-for-107) with three doubles, two homers, and nine RBI with two strikes...Hit .091 (11-for-121) with two doubles, two homers, and six RBI in 2024	
⚡ Hit his first career leadoff homer on 5/31 vs. CWS...Became the second-youngest Oriole to hit a leadoff home run behind Paul Blair (21y, 075d on 4/17/65 at BOS & 21y, 100d on 5/12/65 vs. CLE)...Six of his seven homers have come at OPACY	
⚡ Slashing .382/.500/.600 (21-for-55) with four doubles, one triple, and two homers when ahead in the count compared to .174/.186/.188 (12-for-69) with one double when behind in the count	
⚡ Since 2024, has decreased his strikeout rate to 22.7 percent from 33.2 percent and his whiff rate to 23.7 percent from 34.1 percent	
⚡ Owned a career-best 10 game hitting streak from 5/14 (G2)-5/24 (G1)...Became the fifth Oriole (8 th occurrence) to record a 10-game hitting streak before turning 22, along with Manny Machado (2x, 2013), Eddie Murray (3x, 1977), Boog Powell (1963), and Cal Ripken, Jr. (1982)	
13 • HESTON KJERSTAD • OF (L)	.194 • 4 HR • 19 RBI
Current Streak: 0-3 (since 6/5)	2025 High: 4 G (3/31-4/5)
Last Game: 0-3	Road Trip: 3 G, 3-9, 2B, 3B, 3 RBI, BB
⚡ Has one strikeout in his last 16 PA's (6.3% K rate) over his last five games since 5/31 after having 12 punchouts in 36 PA's (33.3% K rate) over nine games from 5/18-30	
⚡ His go-ahead triple on 6/4 at SEA was the first by an Oriole when trailing in the seventh inning or later since Gunnar Henderson on 9/14/22 at WSH...Has two go-ahead hits in the seventh inning or later (also 5/21 at MIL) in his last 12 games	
⚡ Has tripled twice in four games after having none in his first 101 career games	
⚡ Had an XBH in a career-high-tying three straight games from 6/1-4 (also 6/27-30/24)	
⚡ Homered in back-to-back games from 4/17-18 for the second time (also 6/27-29/24)	
⚡ His nine grounded into double plays are tied for second most in the AL...Became the first Oriole with 8+ GDP through May since 2016 (9, A. Jones & 8, Schoop)	
⚡ All 10 of his career homers have come against righties	
12 • RAMÓN LAUREANO • OF (R)	.266 • 6 HR • 11 RBI
Current Streak: 0-2 (since 5/20)	2025 High: 5 G (5/14-19)
5/20 at MIL: 0-2, K	Road Trip: --
⚡ Reinstated from the 10-day Injured List (left ankle sprain) prior to tonight's game...Exited the game on 5/20 at MIL with left ankle discomfort and was placed on the Injured List on 5/24 (retroactive to 5/21)	
⚡ Went 3-for-8 with a homer in a two-game rehab stint with Triple-A Norfolk	
⚡ Slashing .375/.432/.700 (15-for-40) with four doubles and three homers in 12 games (11 GS) since 5/7	
⚡ Tied career highs with four hits (4x, last: 5/21/21 at LAA) and five times on base (4x, last: 9/15/23 vs. TEX) on 5/16 vs. WSH	
⚡ Hit his first career pinch-hit homer on 5/10 at LAA	
⚡ Nine of his last 11 homers since 8/17/24 have been off right-handed pitchers	
⚡ His four outfield assists are tied for fourth in the AL...Since 2018, his 53 outfield assists are third in MLB behind LAD's Teoscar Hernandez (68) and Hunter Renfroe (65)	

3 • JORGE MATEO • INF/OF (R)	.190 • 1 HR • 3 RBI
Current Streak: 0-6 (since 6/1)	2025 High: 3 G (5/16-23)
Last Game: 0-3, 3 K	Road Trip: 1 G, 0-3, 3 K
⚡ Hit a home run, stole two bases, and drew two walks on 5/31 vs. CWS...Homered for the first time since 6/21/24 at HOU...Is the only Oriole with 1+ HR and 2+ SB in a game since 2021 (Mullins: 9/10 vs. TOR)...The two walks tied a career high (3x, last: 5/23/24 at CWS)	
⚡ Stole at least one base in a career-high five straight games (w/PA) from 5/24 (G1)-31, tied with CWS' Luis Robert Jr. and TB's Chandler Simpson for the longest run by any player in MLB this season...Is the fifth Oriole in team history (since 1954) to do so, joining Corey Patterson (9 G, 5/27-6/5/06), Luis Matos (6 G, 10/1-5 [G2]/01), Luis Aparicio (5 G, 5/30-6/3/64), and Brian Roberts (5 G, 6/30-7/5/03)	
⚡ His five multi-steal games are tied for second in MLB with PIT's Oneil Cruz, behind CHC's Pete Crow-Armstrong (6 G)	
⚡ Tallied a hit in three straight starts from 5/16-24 (last: 7/11-19/24)	
⚡ His 94 stolen bases since 2022 are fourth in the AL and 10 th in MLB	
16 • COBY MAYO • INF (R)	.120 • 0 HR • 1 RBI
Current Streak: 0-2 (since 6/4)	2025 High: 2 G (5/8-31)
6/4 at SEA: 0-2, R, BB, K	Road Trip: 2 G, 1-6, 2 R, BB, K
⚡ Has scored a run in three straight games for the first time in his career	
⚡ Recorded his first career RBI on Saturday vs. CWS	
⚡ All seven of his career hits have been singles...In his minor league career, 48.8 percent of his hits have gone for extra bases (216 XBH, 443 H)	
⚡ Recalled from Triple-A Norfolk on 5/31, marking his second stint on the active roster this year (5/3-9)	
⚡ After rejoining the Tides on 5/9, has hit .180 (11-for-61) with three doubles, two home runs, six RBI, seven walks, and 26 strikeouts in 17 games	
⚡ In 45 games overall with Norfolk, is 38-for-168 (.226) with 10 doubles, two triples, eight home runs, 28 RBI, and 23 walks	
⚡ Batting .500 (11-for-22) with three doubles, one triple, five home runs and 10 RBI against left-handed pitchers with the Tides	
⚡ Currently tabbed by <i>MLB.com</i> as the No. 17 overall prospect in baseball	
32 • RYAN O'HEARN • INF/OF (L)	.326 • 9 HR • 23 RBI
Current Streak: 1 G (1-4; since 6/5)	2025 High: 10 G (5/21-31)
Last Game: 1-4, 2 K	Road Trip: 3 G, 3-11, RBI, BB, 4 K
⚡ Ranks among MLB leaders in on-base percentage (5 th , .411), batting average (6 th , .326), and OPS (9 th , .930)	
⚡ His .352 (32-for-91) road average ranks third in MLB behind NYY's Aaron Judge (.413) and NYY's Paul Goldschmidt (.391)	
⚡ Had his career-high 19-game on-base streak snapped on 6/4...Was tied with Gunnar Henderson for the longest by an Oriole this season...Has reached base safely in 33 of his last 35 games since 4/24	
⚡ Had his first career 10-game hitting streak snapped on 6/1...Has hit in 12 of his 14 games since 5/21	
⚡ In 26 games in May, slashed .365/.450/.542 (35-for-96) with five doubles, four home runs, 14 runs scored, 10 RBI, and 13 walks...Ranked among AL leaders in AVG (3 rd), OBP (4 th), and OPS (6 th) during the month...His previous career high for most hits in a month was June 2024 (27)	
⚡ Is 14-for-26 (.538) with four doubles and three homers on the first pitch of an at-bat	
⚡ Is 31-for-80 (.388) with five doubles, six home runs, and 18 RBI in 22 O's wins, compared to 28-for-101 (.277) with three doubles and three homers in 30 losses	
⚡ Hitting .374 (37-for-99) with four doubles and six home runs off fastballs	
26 • EMMANUEL RIVERA • INF (R)	.242 • 0 HR • 3 RBI
Current Streak: 1 G (1-4; since 6/5)	2025 High: 6 G (5/2-10)
Last Game: 1-4, 2B	Road Trip: 2 G, 1-5, 2B
⚡ Has gone 28 straight plate appearance without a strikeout, tied for the second-longest active streak in the majors behind SD's Luis Arraez (44 PA)	
⚡ His five DRS in 117.0 innings at third base are tied for fourth in MLB with PIT's Ke'Bryan Hayes, behind COL's Ryan McMahon (9) and BOS' Alex Bregman and SF's Matt Chapman (both 6)	
⚡ Made his fifth career pitching appearance on 5/24 (G1) at BOS (1.0 IP, 8 R)	
⚡ Tallied a season-high three hits and two doubles on 5/8 at MIN	
⚡ Since 9/21/24, is batting .328/.382/.475 (20-for-61) with three doubles, two home runs, and nine RBI against right-handed pitching...Is 2-for-14 (.143) against southpaws during that stretch	
⚡ Made his season debut on 4/29 vs. NYY...Had his contract selected from Triple-A Norfolk on 4/28	
35 • ADLEY RUTSCHMAN • C (S)	.225 • 7 HR • 18 RBI
Current Streak: 3 G (7-13; since 6/3)	2025 High: 8 G (4/3-13)
Last Game: 3-4, HR, 2 RBI	Road Trip: 3 G, 7-13, 2 HR, 4 R, 3 RBI, K
⚡ Has homered in consecutive games for the fourth time in his career (last: 3 G, 5/12-15/24)...Has seven hits in his last three games (7-for-13, .538) after having seven hits in his previous 12 games (7-for-42, .167)	
⚡ Is 18-for-58 (.310) with two doubles, six homers, 13 RBI, 13 walks, and a 1.092 OPS in 16 career games against the Athletics	
⚡ Is 17-for-60 (.283) with three doubles, three homers, seven RBI, and an .832 OPS in 16 games since 5/16, including three games with three hits...Went 9-for-49 (.184) with two doubles, one triple, three RBI, and a .538 OPS in his previous 15 games	
⚡ Blasted a three-run homer in the 11 th inning on 5/21 at MIL...Marked the first home run in extra innings by an Orioles catcher since Welington Castillo on 5/19/17 vs. TOR...Snapped a career-high 43-game streak without multiple RBI (last: 3/27 at TOR)	
⚡ Connected on a 111.0 mph double in the seventh inning off Jake Irvin on 5/17 vs. WSH...Marked the second-hardest-hit ball of his career, trailing only a 111.1 mph home run off current teammate Zach Eflin (5/9/23 vs. TB)	
⚡ Owns career highs in average exit velocity (90.7 mph) and barrel rate (9.9%)	
⚡ Since his MLB debut on 5/21/22, ranks second among MLB primary catchers with 94 doubles and 452 hits, both trailing MIL's William Contreras (461 H, 96 2B)	
29 • RAMÓN URÍAS • INF (R)	.269 • 2 HR • 19 RBI
Current Streak: 0-for-last-7 (since 6/1)	2025 High: 11 G (5/17-28)
6/4 at SEA: 0-2, R, 2 BB, K	Road Trip: 2 G, 0-5, R, RBI, 2 BB, 2 K
⚡ Has hit safely in 12 of his last 13 games opposite the Athletics since 4/21/22, batting .375 (15-for-40) with two doubles, one home run, five RBI, and seven walks	
⚡ Walked twice on 6/4 for the first time this season...His 9.7 percent walk rate would surpass his previous career high set in 2021 (9.5%)	
⚡ Hit safely in a career-best 11 straight games from 5/17-28...His 14-game on-base streak from 4/30-5/28 was one game shy of his career best (15 G, 8/31/21-4/9/22)	
⚡ Slashing .294/.321/.373 (15-for-51) from the seventh inning on	
⚡ Is batting .333 (25-for-75) with five extra-base hits (3 2B, 2 HR) on fastballs, but .205 (8-for-39) on breaking pitches and .150 (3-for-20) on offspeed pitches	
⚡ Reinstated from the 10-day Injured List (right hamstring strain) on 5/14...Was placed on the IL on 5/3 (retro to 5/1)	



ADDITIONAL HITTER INFO																		
			MULTI-HIT GAMES					MULTI-RBI GAMES						LAST HR		MULTI-HR GAMES		
	vs. LHP	vs. RHP	2	3	4	5	TOTAL	2	3	4	5	6+	TOTAL	(DATE/PITCHER)	2025	CAREER	LAST (HRS)	
Dylan Carlson	.100	.235	3	-	-	-	3	-	1	-	-	-	1	5/26/25 vs. STL (Fedde)	-	3	6/20/23 at WSH (2)	
Colton Cowser	.000	.190	-	-	-	-	-	-	-	-	-	-	-	6/3/25 at SEA (Bazardo)	-	2	9/20/24 vs. DET (2)	
Maverick Handley	.000	.100	-	-	-	-	-	1	-	-	-	-	1	-	-	-	-	
Gunnar Henderson	.139	.315	16	2	-	-	18	4	-	-	-	-	4	5/18/25 vs. WSH (Soroka)	-	2	6/21/24 at HOU (2)	
Jackson Holliday	.184	.277	8	4	-	-	12	3	1	1	-	-	5	5/31/25 vs. CWS (Martin)	1	1	5/4/25 vs. KC (2)	
Heston Kjerstad	.095	.209	6	-	-	-	6	5	-	-	-	-	5	5/14/25 (G2) vs. MIN (Woods Richardson)	-	-	-	
Ramón Laureano	.235	.283	4	1	1	-	6	-	1	-	-	-	1	5/19/25 at MIL (Priester)	1	5	4/19/25 vs. CIN (2)	
Jorge Mateo	.200	.182	2	-	-	-	2	1	-	-	-	-	1	5/31/25 vs. CWS (Martin)	-	1	8/2/22 at TEX (2)	
Coby Mayo	.000	.125	-	-	-	-	-	-	-	-	-	-	-	-	-	-	-	
Ryan O'Hearn	.313	.329	12	4	1	-	17	2	3	-	-	-	5	5/27/25 vs. STL (Pallante)	-	2	8/25/19 at CLE (2)	
Emmanuel Rivera	.083	.278	3	1	-	-	4	-	-	-	-	-	-	9/28/24 at MIN (Varland)	-	2	9/28/24 at MIN (2)	
Adley Rutschman	.255	.214	5	3	-	-	8	-	2	-	-	-	2	6/4/25 at SEA (Hancock)	1	3	3/27/25 at TOR (2)	
Ramón Urías	.320	.257	7	2	-	-	9	1	1	-	-	-	2	5/2/25 vs. NYY (Carrasco)	-	1	7/15/22 at TB (2)	

O's HITTERS															2024 vs. ATHLETICS															CAREER vs. ATHLETICS														
PLAYER	G	AB	R	H	2B	3B	HR	RBI	BB	IBB	SO	AVG	OBP	SLG	G	AB	R	H	2B	3B	HR	RBI	BB	IBB	SO	AVG	OBP	SLG																
Dylan Carlson	2	7	0	0	0	0	0	0	1	0	4	.000	.125	.000	2	7	0	0	0	0	0	0	1	0	4	.000	.125	.000																
Colton Cowser	5	15	0	2	1	0	0	1	1	0	8	.133	.188	.200	5	15	0	2	1	0	0	1	1	0	8	.133	.188	.200																
Maverick Handley																																												
Gunnar Henderson	6	26	4	7	0	1	1	3	1	0	6	.269	.296	.462	15	61	15	20	5	2	3	8	4	0	15	.328	.388	.623																
Jackson Holliday																																												
Heston Kjerstad	3	7	1	3	0	0	1	4	0	0	2	.429	.429	.857	3	7	1	3	0	0	1	4	0	0	2	.429	.429	.857																
Ramón Laureano	5	17	0	4	2	0	0	1	2	0	7	.235	.316	.353	5	17	0	4	2	0	0	1	2	0	7	.235	.316	.353																
Jorge Mateo	5	12	4	3	0	0	0	0	2	0	5	.250	.357	.250	19	58	9	13	4	0	1	6	3	0	16	.224	.270	.345																
Coby Mayo																																												
Ryan O'Hearn	4	14	2	4	0	0	0	1	0	0	2	.286	.286	.286	19	53	5	15	2	1	1	7	5	0	13	.283	.339	.415																
Emmanuel Rivera	3	8	0	0	0	0	0	0	0	0	4	.000	.000	.000	8	23	2	3	1	0	0	2	1	0	5	.130	.167	.174																
Adley Rutschman	6	24	3	5	0	0	3	6	4	1	4	.208	.321	.583	16	58	13	18	2	0	6	13	13	2	9	.310	.437	.655																
Ramón Urías	5	13	2	5	1	0	1	2	4	0	2	.385	.529	.692	20	62	8	19	3	0	1	5	11	0	15	.306	.419	.403																

O's PITCHERS																
2024 vs. ATHLETICS														CAREER vs. ATHLETICS		
PLAYER	W	L	SV	G	GS	INN	H	R	ER	HR	BB	K	ERA	AVG		
Keegan Akin	0	0	0	2	0	2.2	0	0	0	0	0	3	0.00	.000		
Bryan Baker																
Félix Bautista																
Matt Bowman																
Yennier Cano	0	0	0	4	0	4.1	2	0	0	0	1	6	0.00	.133		
Seranthony Domínguez	0	0	0	2	0	2.1	4	4	4	2	1	1	15.43	.364		
Zach Eflin																
Andrew Kittredge	0	0	0	1	0	1.0	0					1	0.00	.000		
Dean Kremer																
Charlie Morton	0	0	0	1	1	6.0	1	0	0	0	5	6	0.00	.059		
Cade Povich	0	1	0	1	1	1.0	5	8	8	2	3	1	72.00	.625		
Gregory Soto	0	0	0	2	0	1.1	0	0	0	0	0	3	0.00	.000		
Tomoyuki Sugano																

RECENT TRANSACTIONS	
6/6	Reinstated OF Ramón Laureano (left ankle sprain) from the 10-day Injured List...Acquired RHP Scott Blewett from the Atlanta Braves in exchange for cash considerations...Designated OF Jordyn Adams for assignment.
6/5	UTL Cooper Hummel elected free agency in lieu of accepting an outright assignment to Triple-A Norfolk.
6/4	OF Ramón Laureano (left ankle sprain) and C Gary Sánchez (right wrist inflammation) began rehab assignments with Triple-A Norfolk.
6/3	C Chadwick Tromp elected free agency in lieu of accepting an outright assignment to Triple-A Norfolk.
6/2	Reinstated OF Colton Cowser (left thumb fracture) from the 60-day Injured List...Designated UTL Cooper Hummel for assignment.
5/31	Recalled INF Coby Mayo from Triple-A Norfolk...Selected the contract of OF Jordyn Adams from Triple-A Norfolk...Placed INF Ryan Mountcastle (right hamstring strain) on the 10-day Injured List...Designated C Chadwick Tromp for assignment... LHP Cionel Pérez cleared outright waivers and accepted an assignment to Triple-A Norfolk.
5/30	Signed UTL Cooper Hummel to a one-year major league contract...Placed OF Cedric Mullins (right hamstring strain) on the 10-day Injured List, retroactive to 5/29...Transferred RHP Cody Poteet (right shoulder inflammation) to the 60-day Injured List.
5/29	UTL Cooper Hummel elected free agency in lieu of accepting an outright assignment to Triple-A Norfolk... INF Jordan Westburg (left hamstring strain) began a rehab assignment with Triple-A Norfolk...Transferred the rehab assignment of OF Colton Cowser (left thumb fracture) to Triple-A Norfolk.
5/28	Selected the contract of RHP Matt Bowman from Triple-A Norfolk...Optioned RHP Yaramil Hiraldo ¹ to Triple-A Norfolk.
5/27	INF/OF Terrin Vavra cleared outright waivers and accepted an assignment to Triple-A Norfolk.
5/26	Selected the contract of C Chadwick Tromp from Triple-A Norfolk...Designated UTL Cooper Hummel for assignment.
5/25	Signed UTL Cooper Hummel to a one-year major league contract...Designated INF/OF Terrin Vavra for assignment.
5/24	Placed OF Ramón Laureano (left ankle sprain) on the 10-day Injured List, retroactive to 5/21...Selected the contract of INF/OF Terrin Vavra from Triple-A Norfolk...Appointed LHP Trevor Rogers from Triple-A Norfolk as the 27 th man (between DH games)...Selected the contract of RHP Yaramil Hiraldo from Triple-A Norfolk...Designated LHP Cionel Pérez for assignment...Returned LHP Trevor Rogers to Triple-A Norfolk (postgame).
5/22	OF Colton Cowser (left thumb fracture) began a rehab assignment with High-A Aberdeen.
5/21	Reinstated RHP Andrew Kittredge (left knee debridement) from the 15-day Injured List.
5/20	Recalled RHP Chayce McDermott from Triple-A Norfolk...Optioned RHP Kade Strowd ² to Triple-A Norfolk...Released RHP Kyle Gibson ...Optioned RHP Chayce McDermott ² to Triple-A Norfolk (postgame).
5/18	Recalled OF Dylan Carlson and RHP Kade Strowd from Triple-A Norfolk...Placed OF Tyler O'Neill (left shoulder impingement) on the 10-day Injured List, retroactive to 5/16...Designated RHP Kyle Gibson for assignment.

RECORD BY POSITION										
PLAYER	C	1B	2B	3B	SS	LF	CF	RF	DH	
Dylan Carlson	-	-	-	-	-	5-6	2-1	3-0	-	
Colton Cowser	-	-	-	-	-	2-2	2-0	-	-	
Maverick Handley	5-6	-	-	-	-	-	-	-	-	
Gunnar Henderson	-	-	-	-	21-28	-	-	-	1-4	
Jackson Holliday	-	-	19-29	-	4-1	-	-	-	-	
Heston Kjerstad	-	-	-	-	-	10-15	-	10-10	1-0	
Ramón Laureano	-	-	-	-	-	6-11	0-1	2-5	-	
Jorge Mateo	-	-	1-4	-	0-7	1-0	4-2	-	-	
Coby Mayo	-	2-0	-	0-2	-	-	-	-	2-1	
Ryan Mountcastle	-	15-28	-	-	-	-	-	-	1-3	
Cedric Mullins	-	-	-	-	-	-	17-32	-	-	
Ryan O'Hearn	-	7-6	-	-	-	0-2	-	4-7	11-14	
Tyler O'Neill	-	-	-	-	-	1-0	-	6-14	0-1	
Emmanuel Rivera	-	1-2	-	7-7	-	-	-	-	1-0	
Adley Rutschman	18-22	-	-	-	-	-	-	-	4-8	
Gary Sánchez	2-7	-	-	-	-	-	-	-	0-1	
Chadwick Tromp	0-1	-	-	-	-	-	-	-	-	
Ramón Urías	-	-	1-0	16-19	-	-	-	-	1-1	
Jordan Westburg	-	-	4-3	2-8	-	-	-	-	3-3	

RECORD BY BATTING ORDER									
PLAYER	1	2	3	4	5	6	7	8	9
Dylan Carlson	-	-	-	-	1-0	1-2	-	4-1	4-4
Colton Cowser	2-2	-	-	-	-	2-0	-	-	-
Maverick Handley	-	-	-	-	-	-	-	0-1	5-5
Gunnar Henderson	6-7	5-9	11-15	0-1	-	-	-	-	-
Jackson Holliday	9-12	0-1	-	-	-	3-3	1-5	5-3	5-6
Heston Kjerstad	-	-	-	-	1-1	9-5	4-10	7-8	0-1
Ramón Laureano	0-1	-	-	0-3	2-4	1-3	2-1	1-3	2-2
Jorge Mateo	-	-	-	-	-	-	2-1	1-3	3-9
Coby Mayo	-	-	-	-	1-0	1-0	2-2	0-1	-
Ryan Mountcastle	-	0-6	1-1	7-10	3-6	2-4	2-2	1-2	-
Cedric Mullins	7-11	-	1-0	1-1	3-6	1-3	3-9	1-1	0-1
Ryan O'Hearn	-	0-1	5-5	12-11	4-12	-	-	1-0	-
Tyler O'Neill	-	1-0	1-3	0-3	3-4	2-5	-	-	-
Emmanuel Rivera	-	-	-	-	1-0	2-0	4-1	0-5	2-3
Adley Rutschman	0-1	16-18	5-7	1-3	0-1	-	-	-	-
Gary Sánchez	-	-	-	-	0-1	0-2	1-2	1-3	-
Chadwick Tromp	-	-	-	-	-	-	-	-	0-1
Ramón Urías	-	2-1	-	1-2	4-0	1-7	3-1	3-5	4-4
Jordan Westburg	1-2	1-0	1-5	3-2	2-1	0-2	1-2	-	-

INJURED LIST				
Player	Injury	Date On (Retro)	Eligible To Return	Team Record
Kyle Bradish ⁶⁰	R elbow UCL surgery	3/21	5/20	25-36
Ryan Mountcastle ¹⁰	R hamstring strain	5/31	6/10	5-0
Cedric Mullins ¹⁰	R hamstring strain	5/29	6/8	6-0
Tyler O'Neill ¹⁰	L shoulder impingement	5/16	5/26	10-9
Cody Poteet ⁶⁰	R shoulder inflammation	4/21	6/20	16-24
Grayson Rodriguez ⁶⁰	R elbow inflammation	3/24	5/23	25-36
Gary Sánchez ¹⁰	R wrist inflammation	4/28	5/8	15-19
Albert Suárez ⁶⁰	R subscapularis strain	3/29	5/28	24-35
Tyler Wells ⁶⁰	R elbow UCL surgery	3/23	5/22	25-36
Jordan Westburg ¹⁰	L hamstring strain	4/27	5/7	15-20



2025 BY THE NUMBERS			
	HOME	AWAY	TOTAL
Overall	12-17	13-19	25-36
MONTH	HOME	AWAY	TOTAL
March (5)	1-0	2-2	3-2
April (25)	6-7	3-9	9-16
May (27)	4-10	5-8	9-18
June (27)	1-0	3-0	4-0
July (25)	-	-	-
August (28)	-	-	-
September (25)	-	-	-
TOTAL (162)	12-17	13-19	25-36
DAY OF WEEK	HOME	AWAY	TOTAL
Monday (14)	3-0	1-1	4-1
Tuesday (23)	0-3	1-4	1-7
Wednesday (25)	2-4	2-3	4-7
Thursday (18)	1-2	3-1	4-3
Friday (26)	2-2	1-3	3-5
Saturday (28)	3-2	3-4	6-6
Sunday (27)	1-4	2-3	3-7
TOTAL (162)	12-17	13-19	25-36
VS. AL EAST	HOME	AWAY	TOTAL
Boston Red Sox (13)	1-2	2-2	3-4
New York Yankees (13)	2-1	-	2-1
Tampa Bay Rays (13)	-	-	-
Toronto Blue Jays (13)	1-1	2-2	3-3
TOTAL (52)	4-4	4-4	8-8
VS. AL CENTRAL	HOME	AWAY	TOTAL
Chicago White Sox (7)	3-0	-	3-0
Cleveland Guardians (7)	2-1	-	2-1
Detroit Tigers (6)	-	0-3	0-3
Kansas City Royals (6)	1-2	1-2	2-4
Minnesota Twins (6)	0-3	0-3	0-6
TOTAL (32)	6-6	1-8	7-14
VS. AL WEST	HOME	AWAY	TOTAL
Houston Astros (7)	-	-	-
Los Angeles Angels (6)	-	2-1	2-1
Oakland Athletics (6)	-	-	-
Seattle Mariners (6)	-	3-0	3-0
Texas Rangers (7)	-	-	-
TOTAL (32)	-	5-1	5-1
VS. NL EAST	HOME	AWAY	TOTAL
Atlanta Braves (3)	-	-	-
Miami Marlins (3)	-	-	-
New York Mets (3)	-	-	-
Philadelphia Phillies (3)	-	-	-
Washington Nationals (4)	0-3	1-2	1-5
TOTAL (16)	0-3	1-2	1-5
VS. NL CENTRAL	HOME	AWAY	TOTAL
Chicago Cubs (3)	-	-	-
Cincinnati Reds (3)	1-2	-	1-2
Milwaukee Brewers (3)	-	1-2	1-2
Pittsburgh Pirates (3)	-	-	-
St. Louis Cardinals (3)	1-2	-	1-2
TOTAL (15)	2-4	1-2	3-6
VS. NL WEST	HOME	AWAY	TOTAL
Arizona Diamondbacks (3)	-	1-2	1-2
Colorado Rockies (3)	-	-	-
Los Angeles Dodgers (3)	-	-	-
San Diego Padres (3)	-	-	-
San Francisco Giants (3)	-	-	-
TOTAL (15)	-	1-2	1-2

BALTIMORE ORIOLES - WALK-OFF AND MISC. HOME RUNS

Baltimore Orioles Walk-off Wins							
Date	Score	Batter/Runner	Action	RBI	Pitcher	INN	OUTS
-	-	-	-	-	-	-	-
Opponent Walk-off Wins							
Date	Score	Batter/Runner	Action	RBI	Pitcher	INN	OUTS
5/24 (G1)	BAL 5 @ BOS 6	Rafael Devers	1B	1	Gregory Soto	10	1
Baltimore Orioles Back-to-Back Home Runs							
Date	Score	Batters	Pitcher	INN	OUTS		
6/5	BAL 4 @ SEA 3	Adley Rutschman/Gunnar Henderson	Bryan Woo	6	0		
5/14 (G2)	MIN 8 @ BAL 6	Cedric Mullins/Heston Kjerstad	Simeon Woods Richardson	3	2		
4/19	CIN 5 @ BAL 9	Ramón Laureano/Jordan Westburg	Carson Spiers	7	2		
4/19	CIN 5 @ BAL 9	Cedric Mullins/Gunnar Henderson	Hunter Greene	1	0		
3/27	BAL 12 @ TOR 2	Adley Rutschman/Jordan Westburg	Yariel Rodríguez	8	1		
Opponent Back-to-Back Home Runs							
Date	Score	Batters	Pitcher	INN	OUTS		
5/18	WSH 10 @ BAL 4	Dylan Crews/CJ Abrams	Zach Eflin	2	1		
5/15	MIN 4 @ BAL 0	DaShawn Keirsej Jr./Byron Buxton	Tomoyuki Sugano	3	1		
5/4	KC 11 @ BAL 6	Bobby Witt Jr./Vinnie Pasquantino	Yennier Cano	7	1		
4/29	NY Yankees 15 @ BAL 3	Trent Grisham/Aaron Judge/Ben Rice	Kyle Gibson	1	0		
4/17	CLE 2 @ BAL 6	Daniel Schneemann/Austin Hedges	Tomoyuki Sugano	3	0		
4/9	BAL 0 @ AZ 9	Pavin Smith/Josh Naylor	Dean Kremer	5	1		
Baltimore Orioles Grand Slams							
Date	Score	Batter	Pitcher	INN	OUTS		
5/14	MIN 8 @ BAL 6	Cedric Mullins	Simeon Woods Richardson	3	2		
4/16	CLE 1 @ BAL 9	Jackson Holliday	Gavin Williams	2	1		
Opponent Grand Slams							
Date	Score	Batter	Pitcher	INN	OUTS		
5/23	BAL 5 @ BOS 19	Rafael Devers	Emmanuel Rivera	8	2		
4/20	CIN 24 @ BAL 2	Noelvi Marte	Jorge Mateo	8	2		
Baltimore Orioles Inside-the-Park Home Runs							
Date	Score	Batter	RBI	Pitcher	INN	OUTS	
-	-	-	-	-	-	-	-
Opponent Inside-the-Park Home Runs							
Date	Score	Batter	RBI	Pitcher	INN	OUTS	
-	-	-	-	-	-	-	-
Baltimore Orioles Pinch-Hit Home Runs							
Date	Score	Batter	RBI	Pitcher	INN	OUTS	
5/10	BAL 2 @ LAA 5	Ramón Laureano	1	Brock Burke	9	0	
Opponent Pinch-Hit Home Runs							
Date	Score	Batter	RBI	Pitcher	INN	OUTS	
5/11	BAL 7 @ LAA 3	Matthew Lugo	1	Félix Bautista	9	2	
5/7	BAL 2 @ MIN 5	Harrison Bader	2	Keegan Akin	7	1	
Baltimore Orioles Leadoff Home Runs							
Date	Score	Batter	Pitcher				
5/31	CWS 2 @ BAL 4	Jackson Holliday	Davis Martin				
4/19	CIN 5 @ BAL 9	Cedric Mullins	Hunter Greene				
4/3	BOS 8 @ BAL 4	Cedric Mullins	Tanner Houck				
3/29	BAL 9 @ TOR 5	Colton Cowser	Max Scherzer				
Opponent Leadoff Home Runs							
Date	Score	Batter	Pitcher				
5/24 (G1)	BAL 5 @ BOS 6	Jarren Duran	Zach Eflin				
5/18	WSH 10 @ BAL 4	CJ Abrams	Zach Eflin				
4/29	NY Yankees 15 @ BAL 3	Trent Grisham	Kyle Gibson				
4/23	BAL 3 @ WSH 4	James Wood	Tomoyuki Sugano				

LAST TIME IT HAPPENED	
BATTING	
Eutaw St. Home Run	Gunnar Henderson, 8/14/24 vs. WSH (Herz)
Opponent	Trent Grisham, 4/30/25 vs. NYY (Gibson)
Second Deck Home Run in LF at OPACY	Austin Hays, 6/7/22 vs. CHC (Mills)
Opponent	Pete Alonso, 9/2/20 vs. NYM (Means)
Grand Slam	Cedric Mullins, 5/14/25 (G2) vs. MIN (Woods Richardson)
Two Grand Slams in One Game	Reimold, Clevenger, 9/11/15 vs. KC (Herrera, Chamberlain)
Pinch-Hit Home Run	Ramón Laureano, 5/10/25 at LAA (Burke)
Pinch-Hit Walk-Off Home Run	Nolan Reimold, 7/24/16 vs. CLE (Allen)
Pinch-Hit Grand Slam	Dwight Evans, 7/26/91 vs. OAK (Nelson)
Inside the Park Home Run	Jorge Mateo, 8/20/23 at OAK (Sears)
LH & RH Home Run, Same Game	Anthony Santander, 8/7/24 at TOR (Francis, Yarbrough)
Individual 2-Home Run Game	Jackson Holliday, 5/4/25 vs. KC (Lorenzen)
Individual 3-Home Run Game	Ryan Mountcastle, 6/19/21 vs. TOR (Manoah, Kay)
Individual 4-Home Run Game	Never
Home Run in Consecutive Games	Adley Rutschman, 6/4-5 at SEA
Home Run in 3 Consecutive Games	Jackson Holliday, 8/4-7/24 at CLE, at TOR
Home Run in 4 Consecutive Games	Gunnar Henderson, 5/17-20/24 vs. SEA, at STL
Home Run in 5 Consecutive Games	Jonathan Schoop, 7/22-27/18 vs. TOR, BOS, TB
Home Run in 6 Consecutive Games	Chris Davis, 9/26-10/2/12 vs. TOR, BOS, TB
4-Home Run Game, Team	5/4/25 vs. KC
5-Home Run Game, Team	4/19/25 vs. CIN
6-Home Run Game, Team	3/27/25 at TOR
7-Home Run Game, Team	6/2/16 vs. BOS
8+-Home Run Game, Team	6/16/15 vs. PHI (8)
10+-Run Game, Team	3/27/25 at TOR (12)
15+-Run Game, Team	6/20/24 at NYY (17)
20+-Run Game, Team	9/28/00 vs. TOR (23)
Back-to-Back HR	Rutschman/Henderson, 6/5/25 at SEA (6 th inning)
Back-to-Back HR to Start First Inning	Mullins/Henderson, 4/19/25 vs. CIN
Back-to-Back-to-Back HR	Schoop/Davis/Mancini, 8/6/17 vs. DET (1 st inning)
Back-to-Back-to-Back HR to Start First Inning	Flaherty/Hardy/Markakis, 5/10/12 (G1) vs. TEX
2 Back-to-Back HRs, Same Game	Mullins/Henderson (1 st), Laureano/Westburg (7 th) 4/19/25 vs. CIN
Leadoff Home Run	Jackson Holliday, 5/31/25 vs. CWS (Martin)
Walk-Off Win	Anthony Santander (HR), 9/19/24 vs. SF (Walker)
Walk-Off Home Run	Anthony Santander, 9/19/24 vs. SF (Walker)
Walk-Off Grand Slam	Manny Machado, 8/18/17 vs. LAA (Middleton)
Walk-Off Home Run, Eutaw St.	Rio Ruiz, 8/11/19 vs. HOU (Osuna)
Home Run, 15 th Inning or later	Jonathan Villar, 7/25/19 at LAA (Canning)
Home Run, 17 th Inning or later	Adam Jones, 5/6/12 at BOS (McDonald)
Home Run by a Pitcher	Zack Britton, 7/3/11 at ATL (Beachy)
2-Home Run Game by a Pitcher	Milt Pappas, 8/27/61 at MIN (Ramos)
Oriole to hit a Home Run for 1 st ML hit	Connor Norby, 6/4/24 at TOR (Pearson)
Oriole w/ 2 Home Runs in One Inning	Mark Trumbo, 4/15/16 at TEX (7 th inning, Pérez, Faulkner)
Oriole w/ 3 Home Runs in Consecutive Innings	Manny Machado, 8/7/16 at CWS (1 st , 2 nd , 3 rd inning, Shields, Albers)
5-Hit Game	Adley Rutschman, 6/21/24 at HOU
6-Hit Game	Cal Ripken, Jr., 6/13/99 at ATL
5-RBI Game	Cedric Mullins, 3/27/25 at TOR
6-RBI Game	Adley Rutschman, 6/9/24 at TB
7-RBI Game	Ryan Mountcastle, 4/11/23 vs. OAK (9)
8-RBI Game	Ryan Mountcastle, 4/11/23 vs. OAK (9)
9-RBI Game	Ryan Mountcastle, 4/11/23 vs. OAK
PITCHING	
Perfect Game	Never
No-Hitter	5/5/21 at SEA (Means)
1-Hitter	5/26/24 at CWS (Bradish, Coulombe, Cano, Kimbrel)
Complete Game	9/23/22 vs. HOU (Kremer)
Shutout	9/23/22 vs. HOU (Kremer)
Team Shutout	5/2/25 vs. KC (Kremer, Cano, Bautista)
Consecutive CG, Pitcher	Sidney Ponson (2), 5/16-22/04
Consecutive Shutouts, Pitcher	Mike Mussina (2), 9/26-10/1/95
Consecutive CG, Team	5/13-14/11 (Guthrie/Bergesen)
Consecutive Shutouts, Team	4/18-19/23 at WSH
10+ Strikeout Game, Pitcher	Charlie Morton (10), 4/3/25 vs. BOS
15+ Strikeout Game, Pitcher	Erik Bedard (15), 7/7/07 at TEX
10+ Strikeout Game, Team	6/5/25 at SEA (12)
15+ Strikeout Game, Team	5/28/25 vs. STL (16)
4+ Strikeouts in an inning	Mike Cuellar (4), 5/29/70 at CAL
Immaculate Inning	Kevin Gausman, 4/23/18 vs. CLE (7 th inning)
MISCELLANEOUS	
Hit for the Cycle	Cedric Mullins, 5/12/23 vs. PIT (7 th in club history)
Steal of Home	Ryan Mountcastle, 5/30/25 vs. CWS
Position Player to Pitch	Emmanuel Rivera, 5/23/25 at BOS (1.0 IP, 8 H, 8 R, 2 BB, HR)
Triple Play Turned	9/18/22, Bottom 3 rd at TOR (Chapman batting/Kremer pitching)
	Scoring: 6-4-3 (Mateo-Vavra-Aguilar)
Manager Ejection	Brandon Hyde, 4/13/25 vs. TOR (18 th career)
Player Ejection	Ramón Laureano, 5/14/25 (G1) vs. MIN (7 th career)
WINNING SWEEPS	
2-Game, at OPACY	September 26-27, 2023 vs. WSH
2-Game, Road	April 18-19, 2023 at WSH
3-Game, at OPACY	May 30-June 1, 2025 vs. CWS
3-Game, Road	June 3-5, 2025 at SEA
4-Game, at OPACY	July 7-10, 2022 vs. LAA
4-Game, Road	June 7-10, 2024 at TB
Doubleheader	June 25, 2016 vs. TB

2025 OUTFIELD ASSISTS						
Outfielder	1B	2B	3B	HP	TOTAL	ERRORS (F-T)
Jordyn Adams	-	-	-	-	-	-
Dylan Carlson	-	2	-	-	2	-
Colton Cowser	-	-	-	-	-	-
Cooper Hummel	-	-	-	-	-	-
Heston Kjerstad	-	4	-	-	4	-
Ramón Laureano	-	3	-	1	4	2 (1-1)
Jorge Mateo	-	-	-	-	-	1 (1-0)
Cedric Mullins	-	-	-	-	-	2 (1-1)
Ryan O’Hearn	-	-	-	-	-	-
Tyler O’Neill	1	3	-	1	5	1 (1-0)
Team Totals	1	12	-	2	15	6 (4-2)





2025 CATCHING BREAKDOWN						
	Errors		SB	Pick-offs		
Catcher	F-T-C	PB	CCS-ATT	1B-2B-3B	Inn.	ERA
Maverick Handley	0-0-1	0	0-10	0-0-0	101.0	4.63
Adley Rutschman	0-2-0	1	7-35	0-1-0	346.1	5.22
Gary Sánchez	0-0-0	1	0-2	1-0-0	77.0	5.03
Chadwick Tromp	0-0-0	0	0-0	0-0-0	10.0	6.30
Totals	0-2-1	2	7-47	1-1-0	534.1	5.10
					25-36	

SCORING BY INNING										
	1	2	3	4	5	6	7	8	9	Extras
OPPONENTS	42	35	38	36	38	23	33	50	23	3
ORIOLES	23	26	37	19	26	30	28	27	13	5
										234

ORIOLES WHO MADE THEIR MAJOR LEAGUE DEBUT IN 2025			
DATE	PLAYER	STATS	NOTES
5/27 vs. STL	Yaramil Hiraldo	1.1 IP, 1 H, 1 K	Entered in 8 th
5/18 vs. WSH	Kade Strowd	1.0 IP, 2 H, R, ER, K	Entered in 9 th
4/29 vs. NYY	Maverick Handley	0-2, 2 K	Def. in 6 th
4/26 (G2) at DET	Grant Wolfram	0.1 IP, 1 H, 1 BB	Final out of 7 th
4/19 vs. CIN	Brandon Young	ND: 4.0+ IP, 7 H, 3 R, 3 ER, 3 BB, 3 K, HR	Game Started
3/30 at TOR	Tomoyuki Sugano	L: 4.0 IP, 4 H, 2 R, 2 ER, 2 BB, 1 K	Game Started

2025 SCHEDULE

G#	DATE	OPP.	W-L	SCORE	WP/LP/SV	REC	POS	GA/GB	ATT.
1	3/27	at TOR	W	12-2	Eflin/Berrios	1-0	T-1 st	+0.5	40,734
2	3/28	at TOR	L	8-2	Gausman/Morton	1-1	T-3 rd	-0.5	26,289
3	3/29	at TOR	W	9-5	Kremer/Lovelady	2-1	2 nd	-0.5	27,005
4	3/30	at TOR	L	3-1	Bassitt/Sugano/Hoffman	2-2	3 rd	-1.5	21,069
5	3/31	vs. BOS	W	8-5	Dominguez/Newcomb	3-2	3 rd	-1.0	45,002*
MARCH TOTALS: 3-2			TEAM ERA: 4.60		TEAM AVG: .305				
	4/1	OFF DAY				3-2	4 th	-1.0	
6	4/2	vs. BOS	L	3-0	Crochet/Eflin/Chapman	3-3	4 th	-1.5	18,146
7	4/3	vs. BOS	L	8-4	Kelly/Morton	3-4	T-4 th	-2.0	16,656
8	4/4	at KC	L	8-2	Lugo/Kremer	3-5	5 th	-2.5	14,196
9	4/5	at KC	W	8-1	Sugano/Wacha	4-5	5 th	-2.5	14,383
10	4/6	at KC	L	4-1	Bubic/Povich/Estévez	4-6	5 th	-2.5	19,098
11	4/7	at AZ	W	5-1	Eflin/Gallen	5-6	T-4 th	-1.5	20,333
12	4/8	at AZ	L	4-3	Kelly/Morton/Martinez	5-7	4 th	-2.0	23,843
13	4/9	at AZ	L	9-0	Pfaadt/Kremer	5-8	5 th	-2.5	22,411
	4/10	OFF DAY				5-8	5 th	-2.5	
	4/11	vs. TOR	**POSTPONED**		Rescheduled for 7/29 (DH)	5-8	5 th	-2.5	
14	4/12	vs. TOR	W	5-4	Baker/Francis/Bautista	6-8	T-4 th	-2.0	22,130
15	4/13	vs. TOR	L	7-6	Hoffman/Bowman	6-9	5 th	-2.5	27,193
	4/14	OFF DAY				6-9	5 th	-2.5	
16	4/15	vs. CLE	L	6-3	Allen/Morton/Clase	6-10	5 th	-3.5	14,203
17	4/16	vs. CLE	W	9-1	Kremer/Williams	7-10	5 th	-3.5	13,964
18	4/17	vs. CLE	W	6-2	Sugano/Bibee	8-10	4 th	-3.5	16,201
19	4/18	vs. CIN	L	8-3	Abbott/Povich	8-11	4 th	-4.5	42,587*
20	4/19	vs. CIN	W	9-5	Dominguez/Greene/Bautista	9-11	4 th	-3.5	28,534
21	4/20	vs. CIN	L	24-2	Rogers/Morton/Wynne	9-12	4 th	-4.5	19,053
	4/21	OFF DAY				9-12	4 th	-4.0	
22	4/22	at WSH	L	7-0	Parker/Kremer	9-13	4 th	-4.0	29,504
23	4/23	at WSH	L	4-3	López/Soto/Finnegan	9-14	5 th	-5.0	22,246
24	4/24	at WSH	W	2-1	Povich/Gore/Bautista	10-14	5 th	-4.5	23,058
	4/25	at DET	**POSTPONED**		Rescheduled for 4/26 (DH)	10-14	5 th	-4.0	
25	4/26-1	at DET	L	4-3	Mize/Young/Vest	10-15			28,509
26	4/26-2	at DET	L	6-2	Hurter/Morton	10-16	5 th	-5.0	21,422
27	4/27	at DET	L	7-0	Skubal/Kremer	10-17	5 th	-6.5	28,613
28	4/28	vs. NYY	W	4-3	Sugano/Warren/Bautista	11-17	5 th	-5.5	22,775
29	4/29	vs. NYY	L	15-3	Rodón/Gibson	11-18	5 th	-6.5	22,164
30	4/30	vs. NYY	W	5-4	Baker/Carrasco/Bautista	12-18	5 th	-5.5	22,381
APRIL TOTALS: 9-16			TEAM ERA: 5.64		TEAM AVG: .206				
	5/1	OFF DAY				12-18	5 th	-5.5	
31	5/2	vs. KC	W	3-0	Kremer/Wacha/Bautista	13-18	5 th	-5.5	26,364
32	5/3	vs. KC	L	4-0	Bubic/Sugano	13-19	5 th	-5.5	19,348
33	5/4	vs. KC	L	11-6	Zerpa/Cano	13-20	5 th	-5.5	31,956
	5/5	OFF DAY				13-20	5 th	-5.0	
34	5/6	at MIN	L	9-1	López/Povich	13-21	5 th	-6.0	19,779
35	5/7	at MIN	L	5-2	Coulombe/Morton/Duran	13-22	5 th	-7.0	16,417
36	5/8	at MIN	L	5-2	Jax/Cano/Duran	13-23	5 th	-7.5	17,410
37	5/9	at LAA	W	4-1	Sugano/Hendricks/Bautista	14-23	5 th	-7.5	30,778
38	5/10	at LAA	L	5-2	Kochanowicz/Gibson	14-24	5 th	-7.5	27,975
39	5/11	at LAA	W	7-3	Eflin/Ty. Anderson	15-24	5 th	-8.0	29,460
	5/12	OFF DAY				15-24	5 th	-8.0	
	5/13	vs. MIN	**POSTPONED**		Rescheduled for 5/14 (DH)	15-24	5 th	-7.5	
40	5/14-1	vs. MIN	L	6-3	Stewart/Kremer/Duran	15-25	5 th	-8.5	
41	5/14-2	vs. MIN	L	8-6	Funderburk/Cano/Sands	15-26	5 th	-9.0	10,169
42	5/15	vs. MIN	L	4-0	Paddock/Sugano	15-27	5 th	-9.5	30,926
43	5/16	vs. WSH	L	4-3	López/Bautista/Finnegan	15-28	5 th	-10.5	21,171
44	5/17	vs. WSH	L	10-6	Irvin/Gibson	15-29	5 th	-10.5	28,208
45	5/18	vs. WSH	L	10-4	Soroka/Eflin	15-30	5 th	-11.5	37,264
46	5/19	at MIL	L	5-4	Uribe/Cano/Megill	15-31	5 th	-12.0	22,319
47	5/20	at MIL	L	5-2	Henderson/McDermott/Uribe	15-32	5 th	-13.0	22,778
48	5/21	at MIL	W	8-4	Baker/Alexander	16-32	5 th	-13.0	30,554
	5/22	at BOS	**POSTPONED**		Rescheduled for 5/23 (DH)	16-32	5 th	-13.5	
49	5/23-1	at BOS	L	19-5	Whitlock/Dominguez	16-33	5 th	-14.0	31,150
	5/23-2	at BOS	**POSTPONED**		Rescheduled for 5/24 (DH)	16-33	5 th	-13.5	
50	5/24-1	at BOS	L	6-5	Weissert/Soto	16-34	5 th	-14.5	30,958
51	5/24-2	at BOS	W	2-1	Kittredge/Bernardino/Dominguez	17-34	5 th	-14.0	34,604
52	5/25	at BOS	W	5-1	Kremer/Buehler	18-34	5 th	-14.0	36,824
53	5/26	vs. STL	W	5-2	Morton/Fedde/Bautista	19-34	5 th	-14.0	21,717
54	5/27	vs. STL	L	7-4	Matz/Baker/Helsley	19-35	5 th	-15.0	13,779
55	5/28	vs. STL	L	6-4	King/Povich/Helsley	19-36	5 th	-16.0	14,491
	5/29	OFF DAY				19-36	5 th	-16.0	
56	5/30	vs. CWS	W	2-1	Eflin/Burke/Bautista	20-36	5 th	-15.0	22,108
57	5/31	vs. CWS	W	4-2	Kremer/Martin/Bautista	21-36	5 th	-14.0	23,470
MAY TOTALS: 9-18			TEAM ERA: 5.21		TEAM AVG: .250				
58	6/1	vs. CWS	W	3-2	Morton/Houser/Baker	22-36	5 th	-14.0	33,037
	6/2	OFF DAY				22-36	5 th	-14.0	
59	6/3	at SEA	W	5-1	Sugano/Kirby	23-36	5 th	-14.0	21,089
60	6/4	at SEA	W	3-2	Cano/Vargas/Bautista	24-36	5 th	-13.0	19,231
61	6/5	at SEA	W	4-3	Eflin/Woo/Baker	25-36	5 th	-13.0	27,887
62	6/6	at ATH	10:05 PM	MASN2					
63	6/7	at ATH	10:05 PM	MASN					
64	6/8	at ATH	4:05 PM	MASN2					
	6/9	OFF DAY							
65	6/10	vs. DET	6:35 PM	MASN2					
66	6/11	vs. DET	6:35 PM	MASN2					
67	6/12	vs. DET	6:35 PM	MASN2					
68	6/13	vs. LAA	7:05 PM	Apple TV+					
69	6/14	vs. LAA	4:05 PM	MASN					
70	6/15	vs. LAA	1:35 PM	MASN					
71	6/16	at TB	7:35 PM	MASN2					
72	6/17	at TB	7:35 PM	MASN2					
73	6/18	at TB	7:35 PM	MASN2					
74	6/19	at TB	7:35 PM	MASN2					
75	6/20	at NYY	7:05 PM	MASN					
76	6/21	at NYY	1:05 PM	MASN					
77	6/22	at NYY	11:35 AM	Roku					
78	6/23	vs. TEX	6:35 PM	MASN					
79	6/24	vs. TEX	6:35 PM	MASN					
80	6/25	vs. TEX	6:35 PM	MASN					
	6/26	OFF DAY							
81	6/27	vs. TB	7:05 PM	Apple TV+					
82	6/28	vs. TB	4:05 PM	MASN					
83	6/29	vs. TB	1:35 PM	MASN					
84	6/30	at TEX	8:05 PM	MASN					
JUNE TOTALS: 4-0			TEAM ERA: 1.75		TEAM AVG: .242				
85	7/1	at TEX	8:05 PM	MASN					
86	7/2	at TEX	8:05 PM	MASN					
	7/3	OFF DAY							
87	7/4	at ATL	7:15 PM	MASN					
88	7/5	at ATL	4:10 PM	MASN2					
89	7/6	at ATL	11:35 AM	Roku					
	7/7	OFF DAY							
90	7/8	vs. NYM	6:35 PM	MASN					
91	7/9	vs. NYM	7:05 PM	MASN					
92	7/10	vs. NYM	1:05 PM	MASN					

	DATE	OPP.	W-L	SCORE	WP/LP/SV	REC	POS	GA/GB	ATT.
93	7/11	vs. MIA	7:05 PM	MASN					
94	7/12	vs. MIA	4:05 PM	MASN					
95	7/13	vs. MIA	1:35 PM	MASN					
	7/14	Home Run Derby (Truist Park - Atlanta, GA)							
	7/15	MLB All-Star Game (Truist Park - Atlanta, GA)							
	7/16-17	All-Star Break							
96	7/18	at TB	7:35 PM	MASN2					
97	7/19	at TB	7:05 PM	MASN2					
98	7/20	at TB	12:10 PM	MASN2					
99	7/21	at CLE	6:40 PM	MASN2					
100	7/22	at CLE	6:40 PM	MASN2					
101	7/23	at CLE	6:40 PM	MASN2					
102	7/24	at CLE	1:10 PM	MASN					
103	7/25	vs. COL	7:05 PM	MASN					
104	7/26	vs. COL	7:05 PM	MASN					
105	7/27	vs. COL	1:35 PM	MASN					
106	7/28	vs. TOR	6:35 PM	MASN					
107	7/29-1	vs. TOR	12:35 PM	MASN					
108	7/29-2	vs. TOR	6:35 PM	MASN					
109	7/30	vs. TOR	12:35 PM	MASN					
JULY TOTALS:		0-0	TEAM ERA: ---		TEAM AVG: ---				
110	8/1	at CHC	2:20 PM	MASN2					
111	8/2	at CHC	2:20 PM	MASN2 FS1*					
112	8/3	at CHC	2:20 PM	MASN2					
113	8/4	at PHI	6:45 PM	MASN					
114	8/5	at PHI	6:45 PM	MASN					
115	8/6	at PHI	12:35 PM	MASN					
	8/7	OFF DAY							
116	8/8	vs. ATH	7:05 PM	MASN					
117	8/9	vs. ATH	7:05 PM	MASN					
118	8/10	vs. ATH	1:35 PM	MASN					
	8/11	OFF DAY							
119	8/12	vs. SEA	6:35 PM	MASN					
120	8/13	vs. SEA	6:35 PM	MASN					
121	8/14	vs. SEA	1:05 PM	MASN2					
122	8/15	at HOU	8:10 PM	MASN2					
123	8/16	at HOU	7:10 PM	MASN2					
124	8/17	at HOU	2:10 PM	MASN					
125	8/18	at BOS	7:10 PM	MASN					
126	8/19	at BOS	7:10 PM	MASN					
	8/20	OFF DAY							
127	8/21	vs. HOU	7:15 PM	FOX					
128	8/22	vs. HOU	7:05 PM	MASN					
129	8/23	vs. HOU	7:05 PM	MASN					
130	8/24	vs. HOU	1:35 PM	MASN					
131	8/25	vs. BOS	6:35 PM	MASN					
132	8/26	vs. BOS	6:35 PM	MASN					
133	8/27	vs. BOS	6:35 PM	MASN					
134	8/28	vs. BOS	1:05 PM	MASN					
135	8/29	at SF	10:15 PM	MASN2					
136	8/30	at SF	7:15 PM	FOX					
137	8/31	at SF	4:05 PM	MASN2					
AUGUST TOTALS:		0-0	TEAM ERA: ---		TEAM AVG: ---				
138	9/1	at SD	6:40 PM	MASN2					
139	9/2	at SD	9:40 PM	MASN2					
140	9/3	at SD	4:10 PM	MASN2					
	9/4	OFF DAY							
141	9/5	vs. LAD	7:05 PM	MASN					
142	9/6	vs. LAD	7:05 PM	MASN					
143	9/7	vs. LAD	1:35 PM	MASN					
	9/8	OFF DAY							
144	9/9	vs. PIT	6:35 PM	MASN					
145	9/10	vs. PIT	6:35 PM	MASN					
146	9/11	vs. PIT	1:05 PM	MASN					
147	9/12	at TOR	7:07 PM	MASN2					
148	9/13	at TOR	3:07 PM	MASN2					
149	9/14	at TOR	1:37 PM	MASN2					
150	9/15	at CWS	7:40 PM	MASN2					
151	9/16	at CWS	7:40 PM	MASN2					
152	9/17	at CWS	2:10 PM	MASN2					
153	9/18	vs. NYY	7:15 PM	FOX					
154	9/19	vs. NYY	7:05 PM	MASN					
155	9/20	vs. NYY	7:05 PM	MASN					
156	9/21	vs. NYY	1:35 PM	MASN					
	9/22	OFF DAY							
157	9/23	vs. TB	6:35 PM	MASN2					
158	9/24	vs. TB	6:35 PM	MASN2 FS1*					
159	9/25	vs. TB	1:05 PM	MASN					
160	9/26	at NYY	7:05 PM	MASN					
161	9/27	at NYY	1:05 PM	MASN					
162	9/28	at NYY	3:05 PM	MASN					
SEPTEMBER TOTALS:		0-0	TEAM ERA: ---		TEAM AVG: ---				
*Indicates home sellout									
*Indicates out-of-market broadcast									
Pitchers in CAPS indicates complete game									
All times listed are Eastern									
MASN and MASN2 games can also be streamed locally via MASN+									
All games broadcast on the Orioles Radio Network and 98 Rock 97.9 FM/HD2 & WBAL NewsRadio 1090 AM/101.5 FM									
<div><div><div></div><div></div></div><div><div></div><div></div></div></div>									
DELAYS & POSTPONEMENTS									
DATE	OPPONENT (Reason)			TIME (Delay)		RESULT			
5/28	vs. STL			0:31 (top 1 st)		L, 6-4			
5/24 (G1)	at BOS (rain)			0:26 (top 1 st)		L, 6-5			
5/23 (G2)	at BOS (rain)			Postponed		Rescheduled for a DH on 5/23			
5/22	at BOS (rain)			Postponed		L, 4-3			
5/16	vs. WSH (inclement weather)			0:12 (top 1 st)		L, 4-3			
5/13	vs. MIN (inclement weather)			Postponed		Rescheduled for a DH on 5/14			
5/3	vs. KC (rain)			0:57 (top 2 nd)		L, 4-0			
4/25	at DET (inclement weather)			Postponed		Rescheduled for a DH on 4/26			
4/11	vs. TOR (rain)			Postponed		Rescheduled for a DH on 7/29			
TOTAL TIME OF DELAYS: 2:06 (21:58 in 2024)									
COLDEST GAME TIME TEMPERATURE: 45 degrees, April 5 at Kansas City (W, 8-1)									
WARMEST GAME TIME TEMPERATURE: 89 degrees, 2x, last: May 11 at Los Angeles-AL (W, 7-3)									