

BALTIMORE ORIOLES (13-19) vs. KANSAS CITY ROYALS (18-16)

RHP Kyle Gibson (0-1, 22.09) vs. RHP Michael Lorenzen (3-3, 3.48)

Sunday, May 4, 2025 • 1:35 p.m. ET • Oriole Park at Camden Yards • Baltimore, MD

TV: MASN • Radio: 98 Rock 97.9 FM/HD2 & WBAL NewsRadio 1090 AM/101.5 FM

Game No. 33

Home Game No. 17

O's AT A GLANCE	
Overall	13-19
Home	8-8
Road	5-11
Day	6-8
Night	7-11
Current Streak	1-1
Last 5 Games	3-2
Last 10 Games	4-6
March	3-2
April	9-16
May	1-1
June	-
July	-
August	-
September	-
vs. LHSP	2-9
vs. RHSP	11-10
Series Opener	6-5
Series Opener at Home	4-2
Series Opener on Road	2-3
By Series	2-6-2
By Home Series	2-2-1
By Road Series	0-4-1
Rubber Games	2-4
Sweeps/Were Swept	0-1
Scored First	9-6
Opponent Scored First	4-13
1-run games	4-4
Comeback Wins	6-7
Last AB Wins	0-2
Walkoff Wins	-
Extra Innings	0-1
Led After 6	12-1
Led After 7	13-1
Led After 8	13-0
Tied After 6	1-0
Tied After 7	-
Tied After 8	0-1
Behind After 6	0-18
Behind After 7	0-18
Behind After 8	0-18
vs. AL Teams	10-13
vs. AL East	6-6
vs. AL Central	4-7
vs. AL West	-
vs. NL Teams	3-6
vs. NL East	1-2
vs. NL Central	1-2
vs. NL West	1-2
Hit 0 HR	3-11
Hit 1+ HR	10-8
Hit 2+ HR	7-3
Scored 3 or Fewer Runs	2-17
Scored 4 or More Runs	11-2
Allowed 3 or Fewer Runs	8-2
Allowed 4 or More Runs	5-17
More Hits than Opponent	7-3
Fewer Hits than Opponent	5-15
Committed No Errors	7-9
Committed 1 or More Errors	6-10
Starter Goes at least 5 inn	9-9
Starter Goes at least 6 inn	5-4
Starter Goes at least 7 inn	2-1

ORIOLESPRESSBOX.COM

The 2025 Baltimore Orioles Media Guide, as well as the latest game notes, rosters, press releases, and other team information, can be found at [oriolespressbox.com](#).

MAY THE FORCE BE WITH YOU: The Orioles lost to the Royals last night, 4-0, evening the series...Baltimore has not won three games in a row this season...The O's are 3-2 on this six-game homestand, which began on Monday with the Yankees...Baltimore has one more game with Kansas City today before a six-game road trip at Minnesota and Los Angeles-AL, which begins on Tuesday at Target Field.

- 🦅 The Birds are playing their seventh rubber game out of 10 three-game series to open the season, going 2-4 in such games entering today...The Yankees series earlier this week featured a rubber-game victory on Wednesday.
- 🦅 Baltimore was shut out for the fifth time this season, tied with Pittsburgh and Tampa Bay for the most in the majors...The O's were blanked eight times in 2024 and nine times in 2023.
- 🦅 The O's recorded no extra-base hits for the sixth time this year, tied for the second most in MLB with the Nationals and Rays, behind the White Sox (7).
- 🦅 **Tomoyuki Sugano** allowed two runs in 6.0 innings...He's posted a 2.52 ERA (7 ER/25.0 IP) in his last four starts since April 17.
- 🦅 **Gunnar Henderson** recorded a season-high-tying three hits (also 4/14 vs. TOR).

YOU UNDERESTIMATE MY POWER: The O's have 11 players with at least two home runs this season, most in MLB...It's the most players with multiple homers the O's have ever had before May in a season, per *STATS Perform*.

- 🦅 Baltimore has received 17 home runs from spots 6-9 in the batting order, tied for the third most in MLB with New York-AL, behind Chicago-NL (20) and Cincinnati (19)...The O's led MLB with 87 such homers in 2024.
- 🦅 The Orioles are one of eight teams with at least three leadoff home runs this season... Since the start of last year, the O's lead MLB with 16 leadoff blasts.

IT'S A TRAP: Baltimore ranks last in MLB with 37 doubles, four fewer than Los Angeles-AL and Pittsburgh...The O's were third in MLB with 309 doubles in 2023, and from 2022-24, the Orioles' 846 doubles were third most in the AL and sixth most in MLB during that time.

GREAT, KID: **Gunnar Henderson** has hit safely in eight straight games since April 26 (G1), tied for the longest streak by an Oriole this season with **Adley Rutschman** (4/3-13)...Henderson is batting .355/.375/.516 (11-for-31) with two doubles and a home run during this stretch...Marks his longest hitting streak since an eight-gamer from July 25-August 1, 2024...It's his fourth career hitting streak of at least eight games, joining a career-high 14-game stretch from June 6-21, 2024, and an 11-gamer from August 14-26, 2023.

- 🦅 Henderson's 95.7 mph average exit velocity is third in the majors behind PIT's Oneil Cuz (96.8) and LAD's Shohei Ohtani (96.0).
- 🦅 His 40 hard-hit balls (95+ mph) are most on the O's despite missing the team's first seven games of the year.

DO, OR DO NOT: The Orioles are batting .122/.178/.200 (11-for-90) with runners in scoring position in the last 12 games since April 20...Three of those hits came in seven at bats on Friday night...Baltimore's .196 (43-for-219) RISP average on the season is the lowest in the majors.

- 🦅 In 13 wins this season, Baltimore is 33-for-108 (.306) with runners in scoring position, compared to 10-for-111 (.090) in 19 defeats.
- 🦅 The Birds' 13 extra-base hits with runners in scoring position this season are tied with the Padres for the fewest in MLB.

HELLO THERE: The O's are 11-2 when scoring at least four runs this season with 10 of those victories featuring at least five runs...Baltimore is 2-17 when plating three or fewer runs and 2-26 in those situations since September 7, 2024.

- 🦅 Since 2024, Baltimore is 91-21 (.813) when scoring four or more runs, third best in the majors behind the Guardians (91-15, .858) and Padres (92-16, .852)...During that same time, the Birds are 13-69 (.159) when scoring three runs or fewer, tied for the third-worst mark in the AL with the Red Sox (also 13-69), ahead of the White Sox (13-114, .102) and Twins (13-75, .148).

THE ROYAL GUARD: The Orioles and Royals wrap up their final series of the regular season this weekend...Kansas City took two of three at Kauffman Stadium from April 4-6, including winning the rubber game...Baltimore is 19-12 (.613) against the Royals since the start of 2021, including 10-5 (.667) at Oriole Park during that time...Those numbers do not include the AL Wild Card Series last year, when Kansas City swept both games.

- 🦅 **Ryan O'Hearn** spent his first five big league seasons with the Royals from 2018-22... He's the only player to hit at least 25 home runs for both the Kansas City and Baltimore franchises, per *STATS Perform*.
- 🦅 Since Camden Yards opened in 1992, the Orioles are 81-44 (.648) against the Royals at home, the best winning percentage against a single AL opponent during that time... According to the *Elias Sports Bureau*, that is the seventh-best winning percentage by one team against another in a specific venue since 1992 (min. 100 G), behind the Red Sox at Fenway Park against the Athletics (.676, 94-45), Dodgers at Dodger Stadium against the Pirates (.672, 86-42), Astros at Daiken Park against the Pirates (.670, 73-36), Guardians at Progressive Field against the Orioles (.667, 74-37), Brewers at American Family Field against the Pirates (.657, 130-68), and Braves at loanDepot Park against the Marlins (.657, 71-37).

O's vs. ROYALS		
Current Streak		L1
2025 Record		2-3
at Oriole Park at Camden Yards		1-1
at Kauffman Stadium		1-2
All-Time <small>(since 1969)</small>		293-229
at Home		161-98
on Road		133-138
2025 Schedule		
Date	Score	Win/Loss/Save
4/4	L, 8-2	Lugo/Kremer
4/5	W, 8-1	Sugano/Wacha
4/6	L, 4-1	Bubic/Povich/Estévez
5/2	W, 3-0	Kremer/Wacha/Bautista
5/3	L, 4-0	Bubic/Sugano
5/4		1:35 p.m. ET
Indicates Home		

O's AT HOME	
Record	8-8
Team AVG/OBP/SLG	.233/.299/.430
Fielding Errors	10
Team ERA	5.83 (94 ER/145.0 IP)
Starters ERA	6.35 (55 ER/78.0 IP)
Bullpen ERA	5.24 (39 ER/67.0 IP)
Saves/Opps	5/6
Best Homestand	.500 (4-4), 4/12-20
Worst Homestand	.333 (1-2), 3/31-4/3

A ROYAL PAIN	
Best Winning % vs. AL Opponent at Camden Yards	
1. vs. Kansas City648 (81-44)
3. vs. Seattle603 (82-54)
4. vs. Detroit565 (74-57)
5. vs. Los Angeles-AL547 (76-63)
5. vs. Minnesota540 (67-57)

UPCOMING MILESTONES	
Dylan Carlson	7 R shy of 200
Gunnar Henderson	3 RBI shy of 200
Jorge Mateo	4 SB shy of 100
Cedric Mullins	2 RBI shy of 300
Adley Rutschman	1 XBH shy of 150

THIS DATE IN O'S HISTORY
May 4, 1973 - Returning to Baltimore for the first time since being traded to the Dodgers after the 1971 season, the Angels' Frank Robinson has his No. 20 retired by the Orioles in a pregame ceremony at Memorial Stadium.
May 4, 1983 - The Orioles recall Mike Boddicker from Triple-A Rochester to replace an ailing Jim Palmer. Boddicker goes 16-8, leads the AL with five shutouts, and earns ALCS MVP honors as the Birds win their third and most recent World Series.
May 4, 1985 - Cal Ripken, Jr. plays in his 464 th consecutive game at Minnesota, breaking the club record held by Brooks Robinson.

UPCOMING SCHEDULE					
DATE	OPPONENT	TIME	ORIOLES STARTER	OPPONENT STARTER	TV
May 5	OFF DAY				
May 6	at Minnesota	7:40 p.m. ET	LHP Cade Povich (1-2, 5.16)	RHP Pablo López (2-2, 2.25)	MASN
May 7	at Minnesota	7:40 p.m. ET	TBA	RHP Simeon Woods Richardson (2-2, 4.03)	MASN
May 8	at Minnesota	1:10 p.m. ET	RHP Dean Kremer (3-4, 5.73)	RHP Joe Ryan (2-2, 2.93)	MASN
MASN and MASN2 games can also be streamed locally via MASN+ ...All games broadcast on the Orioles Radio Network and 98 Rock 97.9 FM/HD2 & WBAL NewsRadio 1090 AM/101.5 FM					

#48 KYLE GIBSON RHP



0-1, 22.09

HT: 6-6 WT: 200
DOB: 10/23/87 Age: 37
Bats: R Throws: R

PITCH TYPE (2024)	USAGE	AVG. VELOCITY
Sinker.....	30.1%	91.0 mph
Sweeper.....	28.8%	81.7 mph
Curveball	17.8%	78.7 mph
Fastball	9.6%	92.1 mph
Changeup	8.2%	86.1 mph
Cutter.....	5.5%	87.5 mph

QUICK HITS: Set to make his second start of the season and the 35th of his career as an Oriole...Signed a one-year contract with the Birds on March 22, 2025...Made three minor league appearances between Triple-A Norfolk (2 GS) and High-A Aberdeen (1 GS), going 1-1 with a 3.75 ERA (5 ER/12.0 IP) and 13 strikeouts against two walks... Made 33 starts with the O's in 2023, going 15-9 with a 4.73 ERA (101 ER/192.0 IP) on 198 hits (23 HR), 55 walks, and six hit batters with 157 strikeouts.

- LAST TIME OUT:** Suffered the loss on April 29 vs. New York-AL, allowing a career-high-tying nine runs on 11 hits, including a career-high five home runs, and two walks with two strikeouts across 3.2 innings.
- Allowed solo home runs to four of the first five batters he faced, including back-to-back-to-back homers to open the game by Trent Grisham, Aaron Judge, and Ben Rice...Cody Bellinger tallied the fourth long ball of the frame.
 - His five home runs allowed tied the franchise record for most long balls allowed by an Oriole starter, joining Bruce Zimmermann (5/29/22 at BOS), Jeremy Hellickson (8/18/17 vs. LAA), Mike Mussina (7/1/94 vs. CAL), Jim Palmer (6/22/77 vs. BOS), and Don Larsen (7/19/54 [G2] at BOS).
 - Is one of three starters in MLB to allow five home runs in a game this year, joining TOR's Bowden Francis (4/29 vs. BOS) and MIL's Nestor Cortes (3/29 at NYY).
 - His 73 pitches thrown in the outing were his fewest since a 73-pitch start on September 8, 2022 vs. Miami (ND, 5.0 IP, 9 H, 4 R, 2 HR, 1 BB, 2 SO).

ROYAL FLUSH: Has made 28 career appearances (26 GS) against Kansas City, going 11-6 with a 4.00 ERA (69 ER/155.1 IP)...The 28 appearances are tied with Detroit for his most against any opponent...In 102 career appearances (98 GS) opposite AL Central opponents, he is 37-34 with a 4.51 ERA (287 ER/572.2 IP).

NO HOME COOKING: Gibson is winless in 11 straight home starts since May 22, 2024, going 0-5 with a 5.89 ERA (36 ER/55.0 IP) during that stretch...His five-decision home losing streak is tied with teammate Charlie Morton for the fourth-longest active run among all MLB starting pitchers behind BOS' Garrett Crochet (7 GS) and PIT's Mitch Keller/LAA's Kyle Hendricks (both 6 GS).

- WORK HORSE:** Gibson was one of seven pitchers, along with current teammate Charlie Morton, to make at least 30 starts in each season from 2021-24, joining TOR's José Berrios, CHW's/SD's Dylan Cease, WSH's Patrick Corbin, TOR's/SF's Kevin Gausman, and PHI's Aaron Nola.
- Gibson's 33 starts in 2023 were the most by an Oriole hurler since Gausman (34) in 2017.
 - His 325 career starts are seventh most among all active MLB pitchers, trailing SF's Justin Verlander (533), TOR's Max Scherzer (458), LAD's Clayton Kershaw (429), BAL's Charlie Morton (387), MIL's Jose Quintana (338), and TEX's Patrick Corbin (329).

- 2024 REVIEW:** Gibson made 30 starts for the Cardinals last season, going 8-8 with a 4.24 ERA (80 ER/169.2 IP) on 161 hits (23 HR), 68 walks (1 IBB), and four hit batters with 151 strikeouts.
- Worked at least 5.0 innings in 24 starts, including 6.0+ in 17 outings.
 - Posted a 20.9 percent strikeout rate, his highest since a career-best 22.7 percent mark in 2019.
 - Signed with St. Louis as a free agent on November 21, 2023.

2025 & CAREER SPLITS

2025							CAREER						
	W-L	ERA	G/S	IP	ER		W-L	ERA	G/S	IP	ER		
Home	0-1	22.09	1/1	3.2	9		54-59	4.66	163/161	917.0	475		
Road	--	--	--	--	--		58-50	4.44	168/164	952.1	470		
Day	--	--	--	--	--		40-45	4.54	128/124	704.0	355		
Night	0-1	22.09	1/1	3.2	9		72-64	4.56	203/201	1165.1	590		
	AVG	AB	H	HR	BB	K	AVG	AB	H	HR	BB	K	
vs. Left	.538	13	7	4	1	1	.279	3607	1008	109	357	667	
vs. Right	.444	9	4	1	1	1	.253	3604	911	122	302	845	
TOTALS	.500	22	11	5	2	2	.266	7211	1919	231	659	1512	

RUN SUPPORT (as starter in '25)	RUNS ALLOWED BY INNING IN 2025	MISCELLANEOUS 2025 STATS
0 Runs 1	1 st 5	WHIP3.55
1 Run--	2 nd 1	K/94.91
2 Runs--	3 rd 0	BB/94.91
3 Runs--	4 th 3	QS 0
4 Runs--	5 th--	#P/IP19.9
5 Runs--	6 th--	
6 Runs--	7 th--	<u>Opponents</u>
7 Runs--	8 th--	AVG:500
8 Runs--	9 th--	OBP:542
9 Runs--	Total 9	SLG: 1.273
10+ Runs.....--		OPS: 1.814
Total 0		
RSA/9 0.00		

2025 HIGHS	CAREER HIGHS
Innings: 3.2, 4/29 vs. NYY	Innings: 9.0, 2x, last: 9/16/20 at HOU
Hits: 11, 4/29 vs. NYY	Hits: 12, 3x, last: 8/11/23 at SEA
Runs: 9, 4/29 vs. NYY	Runs: 9, 2x, last 4/29/25 vs. NYY
Earned Runs: 9, 4/29 vs. NYY	Earned Runs: 9, 2x, last 4/29/25 vs. NYY
Strikeouts: 2, 4/29 vs. NYY	Strikeouts: 11, 4x, last: 4/22/13 vs. DET
Walks: 2, 4/29 vs. NYY	Walks: 8, 7/24/21 at HOU
Home Runs: 5, 4/29 vs. NYY	Home Runs: 5, 4/29/25 vs. NYY
Winning Streak: --	Winning Streak: 7, 8/22/17–3/31/18
Losing Streak: --	Losing Streak: 6, 9/18/16–5/4/17
Shortest Start: 3.2, 4/29 vs. NYY	Shortest Start: 0.1 IP, 4/1/21 at KC
Pitches Thrown: 73, 3.2, 4/29 vs. NYY	Pitches Thrown: 120, 7/26/18 at BOS
Low-Hit CG: --	Low-Hit CG: 4, 9/16/20 at HOU

GIBSON vs. KC						LORENZEN vs. BAL					
PLAYER	AVG	AB	H	HR	RBI	PLAYER	AVG	AB	H	HR	RBI
Biggio	.182	11	2	0	0	Carlson	.250	4	1	0	0
Canha	.105	19	2	0	0	Handley	.—	—	—	—	—
Fermin	.—	—	—	—	—	Henderson	.400	5	2	0	0
Garcia	.600	5	3	0	1	Holliday	.—	—	—	—	—
India	.300	10	3	3	6	Kjerstad	1.000	1	1	1	4
Isbel	.750	4	3	0	2	Laureano	.000	4	0	0	0
Maile	.167	6	1	0	0	Mateo	.—	—	—	—	—
Massey	.333	6	2	0	0	Mayo	.—	—	—	—	—
Pasquantino	.667	3	2	1	2	Mountcastle	.000	2	0	0	0
Perez	.160	50	8	3	9	Mullins	.500	2	1	0	0
Renfroe	.000	2	0	0	0	O'Hearn	.000	2	0	0	0
Waters	.000	3	0	0	0	Rivera	.667	3	2	0	1
Witt Jr.	.429	7	3	0	2	Rutschman	.000	4	0	0	0

GIBSON'S 2025 STARTS

DATE	OPP	SCORE	WHEN LEFT	DEC	IP	H	R	ER	BB	K	HR	PIT	STR
4/29	vs. NYY	3-15	0-9	L	3.2	11	9	9	2	2	5	73	44
TOTALS				0-1	3.2	11	9	9	2	2	5	73	44 (60.3%)

TUESDAY'S STARTER: LHP CADE POVICH (1-2, 5.16)

LAST TIME OUT: Did not factor into the decision on April 30 vs. New York-AL after tossing 4.2 innings, allowing three runs on three hits (2 HR) and three walks (1 IBB) with two strikeouts...The three hits set a season low...Has allowed four hits or fewer in back-to-back starts, one outing shy of his career high three-start run from September 15-27, 2024.

vs. MINNESOTA: Earned the win in his lone career start opposite the Twins on September 27, 2024 at Target Field...Tossed 5.2 scoreless innings, scattering two hits and one walk with two strikeouts...Was originally selected by Minnesota in the third round of the 2021 First-Year Player Draft out of the University of Nebraska.



PITCHER	LAST OUTING	DEC.	IP	H	R	ER	BB	K	RETIRED/1 ST BF	IR/SCORED	SV/OPP	INNINGS-HIGH	STRIKEOUTS-HIGH
Akin	4/30 vs. NYY	HLD	1.0	2	1	1	1	3	9/14	3/0	--	2.0 (4/5 at KC)	3 (2x, last: 4/30 vs. NYY)
Baker	5/3 vs. KC	ND	1.0	0	0	0	0	1	10/14	9/1	--	1.2 (3/30 at TOR)	4 (3/30 at TOR)
Bautista	5/2 vs. KC	SV	1.0	0	0	0	0	1	8/10	2/0	6/6	1.0 (10x, last: 5/2 vs. KC)	3 (3/29 at TOR)
Bowman	4/29 vs. NYY	ND	1.0	3	3	3	1	2	11/13	3/0	--	2.0 (4/3 vs. BOS)	2 (2x, last: 4/29 vs. NYY)
Cano	5/2 vs. KC	HLD	1.0	1	0	0	0	1	8/12	6/3	0/1	1.1 (4/13 vs. TOR)	2 (2x, last: 4/7 at AZ)
Dominguez	5/3 vs. KC	ND	0.2	3	2	2	0	0	7/12	8/0	--	1.1 (2x, last: 4/26 [G2] at DET)	2 (4/4 at KC)
Morton	4/29 vs. NYY	ND	2.1	3	1	0	1	2	2/2	2/0	--	3.2 (4/26 [G2] at DET)	3 (4/26 [G2] at DET)
Pérez	5/3 vs. KC	ND	1.1	1	0	0	1	1	5/12	6/3	--	2.0 (2x, last: 4/20 vs. CIN)	3 (3x, last: 4/26 [G1] at DET)
Soto	4/30 vs. NYY	HLD	0.1	0	0	0	0	0	8/13	6/0	--	1.2 (4/4 at KC)	3 (2x, last: 4/2 vs. BOS)
2025 TOTALS	4.69 ERA	4-3	119.0	128	68	62	59	119	73/112	50/11	6/7	3.2 (Morton, 4/26 [G2] at DET)	4 (Baker, 3/30 at TOR)

45 • KEEGAN AKIN • LHP

WHIP: 1.33

vs. ALL: .218 (12-for-55)

♫ Made his team-leading 15th appearance on 4/30 vs. NYY...Earned his fifth hold after allowing one run on two hits with one walk and a season-high-tying three strikeouts in 1.0 inning...Left with a runner on first, who later scored

♫ Opponents are 0-for-12 with six strikeouts against his changeup...The six punchouts are tied with his slider for the most on any of his offerings

♫ Holding righties to a .167 (5-for-30) mark compared to .280 (7-for-25) against lefties this season...Two of the five hits to righties came on 4/13 vs. TOR

♫ Made his first start of the season on 4/26 (G2) at DET, walking one batter and punching out one in 1.2 innings...Was his first start since 5/31/23 vs. CLE (1.0 IP, 2 H, ER, K)...His 31 pitches in the start matched a season high (also 4/5 at KC)

♫ Allowed a home run to BOS' Triston Casas on 4/3, his first conceded to a left-handed hitter since 6/12/24 vs. ATL (Matt Olson)

♫ In 2024, his 0.94 WHIP was the third best in MLB among left-handed pitchers (min. 50.0 IP) and the lowest by an Oriole left-hander since Zack Britton (0.84) in 2016 (min. 40 G)

0-0 • 3.00 ERA • 15 G (1 GS)

K/9: 10.20

vs. LHB: .280 (7-for-25)

BB/9: 4.80

vs. RHB: .167 (5-for-30)

43 • BRYAN BAKER • RHP

WHIP: 1.08

vs. ALL: .205 (9-for-44)

♫ Tossed 1.0 perfect inning with one strikeout on 5/3 vs. KC...Marks hs second perfect outing of at least one inning this season (4/2 vs. BOS, 1.0 IP)

♫ His 0.5 bWAR is tied with Yennier Cano for the highest among Oriole relievers

♫ Has stranded eight of nine inherited runners this season...The eight stranded runners are tied with Seranthony Domínguez for the team lead

♫ His 32.7 percent strikeout rate ranks in the top 92nd percentile in MLB

♫ Earned the win on 4/12 vs. TOR, his first since 6/20/24 at NYY

♫ Opponents are 5-for-17 (.294) against his fastball compared to 2-for-13 (.154) off his slider and 2-for-14 (.143) vs. his changeup

♫ Notched season highs in innings (1.2) and strikeouts (4) on 3/30 at TOR

2-0 • 1.38 ERA • 14 G

K/9: 11.08

vs. LHB: .263 (5-for-19)

BB/9: 3.46

vs. RHB: .160 (4-for-25)

74 • FÉLIX BAUTISTA • RHP

WHIP: 1.10

vs. ALL: .143 (5-for-35)

♫ Converted his sixth save of the year on 5/2 vs. KC after pitching a perfect ninth inning with one strikeout...Has not issued a walk in five straight appearances after allowing at least one free pass in four of five outings to open the season...Has recorded a save in a career-high-tying five conseuctive appearances (6/8-20/23)

♫ Only one of his 23 batted balls have been barreled (Bichette, 3/29 at TOR)

♫ Owns a 65.2 percent ground ball rate, up 28.8 percent from 2023 (36.4%)

♫ Recorded his first save of the year on 4/12 vs. TOR (1.0 IP, 2 BB, K)...Marked his first save since 8/24/23 vs. TOR, spanning 597 days

♫ Opponents are 1-for-15 (.067) with nine strikeouts against hit split-finger

♫ Made his season debut on 3/29 at TOR, completing a scoreless ninth inning on one hit and one walk with three strikeouts...Marked his first major league game since 8/25/23 vs. COL (582 days)

♫ His 54 career saves are the second most by an O's reliever through his first 131 career appearances, behind Gregg Olson (58)

♫ Missed the 2024 season recovering from right elbow ulnar collateral ligament reconstruction (Tommy John), performed on 10/9/23...Underwent a right elbow debridement and an ulnar nerve transposition on 2/10/24

0-0 • 6 SV • 1.80 ERA • 10 G

K/9: 10.80

vs. LHB: .158 (3-for-19)

BB/9: 5.40

vs. RHB: .125 (2-for-16)

51 • MATT BOWMAN • RHP

WHIP: 1.30

vs. ALL: .262 (16-for-61)

♫ Surrendered three runs on three hits, one walk, and one hit-by-pitch with two strikeouts in 1.0 inning pitched on 4/29 vs. NYY...Following the outing, his ERA jumped up from 1.98 to 3.68...Stranded two inherited runners after entering in the fourth inning

♫ Has allowed at least one run in three of his last five outings since 4/19 (5 total R)...Had given up just one earned run over his first eight outings to begin the season

♫ Min. 55 batters faced, his 4.6 percent walk rate ranks ninth among AL relievers

♫ Has limited opponents to a .172 (5-for-29) clip on his sinker, his most utilized pitch (43.8%)...Five of his nine strikeouts have come on the offering

♫ Posted a career-long 13-game streak without allowing a walk from 9/17/24-4/15/25

♫ Made his season debut on 3/30 at TOR after having his contract selected from Triple-A Norfolk earlier that day

♫ Appeared in one game with Triple-A Norfolk on 3/28 vs. Durham, completing 1.2 innings and allowing one run on one hit with three strikeouts

♫ Had his contract selected on 3/23 and accepted an outright assignment to Norfolk on 3/27

0-1 • 3.68 ERA • 13 G

K/9: 5.52

vs. LHB: .200 (6-for-30)

BB/9: 1.84

vs. RHB: .323 (10-for-31)

78 • YENNIER CANO • RHP

WHIP: 0.94

vs. ALL: .237 (9-for-38)

♫ Recorded his seventh hold on 5/2 vs. KC after tossing a scoreless eighth inning on one hit with one strikeout...The seven holds tie for seventh among AL relievers

♫ Opponents are hitting .300 (6-for-20) against his changeup despite having a .224 xBA...Eight of his nine strikeouts on the year have come via his changeup

♫ Owns a career-high 65.5 percent groundball rate, up from 63.5 percent in 2024

♫ Has not allowed an earned run in 13 straight outings since 9/28/24, tied for the second-longest streak of his career (8/3-29/23)

♫ None of his 29 batted balls this season have been barreled...His 31.0 percent hard-hit rate is down 12.4 percent from last season (43.4%)

♫ Suffered his first blown save of the year on 4/13 vs. TOR, allowing an inherited runner to score in the eighth inning

♫ His 0.5 bWAR is tied for the lead among all Oriole relievers with Bryan Baker

0-0 • 0.00 ERA • 12 G

K/9: 7.59

vs. LHB: .294 (5-for-17)

BB/9: 0.84

vs. RHB: .190 (4-for-21)

56 • SERANTHONY DOMÍNGUEZ • RHP

WHIP: 1.41

vs. ALL: .222 (8-for-36)

♫ Surrendered two runs on three hits (2 HR) in 0.2 innings on 5/3 vs. KC...The two homers match a career high (7/14 vs. OAK, w/PHI)...Raised his ERA from 2.70 to 4.22 following the outing

♫ Has allowed five runs through his last three appearances, his most in a three-game span since 7/14-22/24 with PHI (also 5 R)

♫ Spun a season-high-tying 1.1 innings on 4/26 (G2) at DET, allowing three runs on two hits and one walk with one strikeout...Snapped a streak of 10 consecutive appearances without allowing a run dating back to 9/29/24, his longest such stretch since 5/15-6/16/24 (11 G)...Marked his first outing with three runs surrendered since 7/14/24 vs. OAK with PHI (4 R)

♫ Allowed a hit on 4/19 vs. CIN, snapping a career-high-tying streak of seven consecutive hitless outings from 3/29-4/17/25

♫ Surrendered two barreled balls on 4/3 at KC to Vinnie Pasquantino and Bobby Witt Jr. (both HR), his first of the season...Prior to that outing, none of his 20 batted balls until that point had been barreled

2-0 • 4.22 ERA • 12 G

K/9: 9.28

vs. LHB: .333 (4-for-12)

BB/9: 5.91

vs. RHB: .167 (4-for-24)

50 • CHARLIE MORTON • RHP

WHIP: 2.18

vs. ALL: .330 (37-for-112)

♫ His last two appearances have been out of the bullpen after beginning the year in the rotation...Had one career regular season outing and one Postseason game in relief in his career entering 2025

♫ Surrendered one unearned run on three hits and a walk with two strikeouts in 2.1 innings on 4/29 vs. NYY

♫ Followed opener Keegan Akin on 4/26 (G2) at DET (L: 3.2 IP, 3 H, 3 R, 1 HR, 5 BB, 3 K)

♫ His 21 walks are tied for second in MLB behind SD's Randy Vásquez...Has walked at least four batters three times this year

♫ Last started on 4/20 vs. CIN (L: 2.1 IP, 7 H, 7 R, 1 HR, 4 BB, 2 K)

0-6 • 9.45 ERA • 7 G (5 GS)

K/9: 8.78

vs. LHB: .305 (18-for-59)

BB/9: 7.09

vs. RHB: .358 (19-for-53)

58 • CIONEL PÉREZ • LHP

WHIP: 2.30

vs. ALL: .367 (22-for-60)

♫ Threw 1.1 scoreless innings on one hit and one walk with one strikeout on 5/3 vs. KC...Has not allowed an earned run in three consecutive appearances for the first time since 9/11-19 (also 3 G)...Stranded an inherited runner

♫ His 2.30 WHIP is the fifth highest among all qualifying AL relievers and 10th highest in MLB...His .367 (22-for-60) opponent batting average is the fourth highest among all AL pitchers and fifth highest among MLB hurlers (min. 50 BF)

♫ Has allowed at least one earned run in seven of 12 appearances this season

♫ Notched his fourth career perfect outing of 2.0+ innings on 4/18 vs. CIN (last: 7/29/23 vs. NYY, 2.0 IP)

♫ His home run allowed to Tyler Heineman on 3/30 at TOR snapped a streak of 104 consecutive games without allowing a home run since 6/3/23, the longest such streak in Orioles history and the longest in MLB since KC's Wade Davis (123 G, 9/4/13- 7/28/15)...His streak of 87.2 straight homerless innings was the second longest in team history behind only Gregg Olson (114.2 IP) from 4/18/89-6/20/90

♫ Opponents are 10-for-22 (.455) against his sinker

0-0 • 8.79 ERA • 12 G

K/9: 9.42

vs. LHB: .273 (6-for-22)

BB/9: 6.91

vs. RHB: .421 (16-for-38)

65 • GREGORY SOTO • LHP

WHIP: 1.50

vs. ALL: .273 (12-for-44)

♫ Stranded an inherited runner and retired the only batter he faced on 4/30 vs. NYY...Recorded his team-leading seventh hold of the season

♫ Opponents are 9-for-23 (.391) off him in his last six outings after going 3-for-21 (.143) in his first six appearances of the season

♫ Has not surrendered a home run in 19 straight appearances (15.0 IP) since 9/18/24

♫ None of his 34 batted balls this season have been barreled

♫ Has increased his first pitch strike percentage to 67.3 from 59.1 in 2024 (+8.2%)

♫ Surrendered three runs on three hits in 0.2 inning on 4/13 vs. TOR....Snapped a six-game scoreless streak to begin the year and a 12-gamer since 9/18/24, which was tied for the longest stretch of his career (also 9/25/19–8/16/20)

0-1 • 4.76 ERA • 13 G

K/9: 9.53

vs. LHB: .222 (4-for-18)

BB/9: 3.97

vs. RHB: .308 (8-for-26)

15 • DYLAN CARLSON • OF (S)		.000 • 0 HR • 2 RBI	
Current Streak: 0-for-last-12 (since 3/31)		2025 High: --	
Last Game: 0-0 (Def. in 8 th)		Homestand: 5 G, 0-3, RBI	
🔥 Looking for his first big-league hit since recording a 2024 season-high three knocks on 9/24 at BOS (3-for-4, RBI)			
🔥 Has reached base safely in 10 straight games vs. KC since 9/22/20, and in 13 of 16 career games overall, hitting .326 (14-for-43) with six extra-base hits (4-2B, 1-3B, 1 HR)			
🔥 Recalled from Triple-A Norfolk prior to the 4/26 doubleheader at DET...Marks his second stint with the O's this season			
🔥 Made his Orioles debut on 3/31 vs. BOS as a pinch-hitter in the sixth inning after being recalled from Triple-A earlier that day...Was optioned on 4/4			
🔥 Slashing .286/.418/.381 (18-for-63) with three doubles, one homer, 11 RBI, and 15 walks through 18 games with the Tides			
98 • MAVERICK HANDLEY • C (R)		.000 • 0 HR • 0 RBI	
Current Streak: 0-2 (since 4/29)		2025 High: --	
4/29 vs. NYY: 0-2, 2 K (Def. in 6 th)		Homestand: 1 G, 0-2, 2 K	
🔥 Made his MLB debut Tuesday vs. NYY, entering as a defensive replacement in the sixth inning...Struck out in both of his at bats...Is the first position player to make their debut for the Orioles this season...Had his contract selected from Triple-A Norfolk prior to Monday's game			
🔥 Batting .346/.433/.558 (18-for-52) with six doubles, one triple, one home run, 11 runs scored, five RBI, eight walks, and two stolen bases in 15 games with the Tides...At the time of his promotion, his average ranked sixth while his slugging and OPS were both 10 th in the International League (min. 50 AB)...Was also tied for the Norfolk lead in doubles			
🔥 Delivered the walk-off single in the 10 th inning on 4/8 vs. Gwinnett			
2 • GUNNAR HENDERSON • INF (L)		.250 • 3 HR • 5 RBI	
Current Streak: 8 G (11-31; since 4/26 [G1])		2025 High: 8 G (current streak)	
Last Game: 3-4, K		Homestand: 5 G, 7-18, 2B, HR, 3 R, RBI, BB, 3 K, SB	
🔥 Yesterday, recorded a season-high-tying three hits (also 4/13 vs. TOR)			
🔥 His team-leading eight-game hitting streak is his longest since 7/25-8/1/24 (8 G)...Has also reached base safely in a team-leading 10 straight games			
🔥 Tied with Ryan O'Hearn for the team lead with seven multi-hit games despite missing the first seven games due to injury			
🔥 Is batting .333 (6-for-18) with three extra-base hits (2-2B, HR) on offspeed pitches, compared to 2-for-23 (.087) with a double and triple on breaking pitches			
🔥 His 95.7 mph average exit velocity ranks third in MLB behind PIT's Oneil Cruz (96.8) and LAD's Shohei Ohtani (96.0)...40 of his 72 batted balls (55.6%) have been hard hit (95+ mph), tops on the O's			
🔥 His home run on Wednesday vs. NYY's Carlos Rodón marked his 12 th career homer off a lefty and his first since 8/18/24 vs. BOS (B. Horn)			
🔥 Reached base safely four times (2 H, 2 BB) on 4/19 vs. CIN for the first time since 8/4/24 at CLE (also 4)			
🔥 Made his season debut on 4/4 at KC after being placed on the 10-day IL with a right intercostal strain on 3/27, retroactive to 3/24...Was injured in spring on 2/27 vs. TOR			
7 • JACKSON HOLLIDAY • INF (L)		.250 • 2 HR • 9 RBI	
Current Streak: 4 G (4-11; since 4/28)		2025 High: 4 G (current streak)	
5/2 vs. KC: 1-3, R		Homestand: 4 G, 4-11, 2 R, RBI, K	
🔥 Has a .433 on-base percentage in his last 10 games (.320, 8-for-25, 4 R, 3 BB, 2 HBP)			
🔥 Has a 20.4 percent strikeout rate over his last 15 games (9 K, 49 PA) after having a 27.3 percent mark (12 K, 44 PA) through his first 12 games...Had a 33.2 percent clip in 2024			
🔥 Has decreased his whiff rate from 34.1 percent in 2024 to 22.9 this season (-11.2%)			
🔥 Slashing .385/.529/.731 (10-for-26) with one double, one triple, and two homers when ahead in the count compared to .185/.185/.185 (5-for-26) with no extra-base hits when behind in the count			
🔥 His 28.7 ft./sec. sprint speed ranks second among all AL second basemen, trailing only LAA's Kyren Paris (29.0 ft./sec.)			
🔥 Has four multi-hit performances in 27 contests this season after having six across 60 games in 2024			
🔥 Hit his second career grand slam on 4/16 vs. CLE (also 7/31/24 vs. TOR), snapping an 0-for-17 skid...Marked the first O's grand slam of the year...At 21 years, 133 days old, became the youngest player in Orioles/Browns franchise history at the time of his second career grand slam, surpassing Cal Ripken, Jr. (22y, 323d), per @SlangsOnSports			
13 • HESTON KJERSTAD • OF (L)		.203 • 3 HR • 12 RBI	
Current Streak: 0-2 (since 5/3)		2025 High: 4 G (3/31-4/5)	
Last Game: 0-2		Homestand: 5 G, 3-13, R, BB, 3 K, SB	
🔥 Snapped an 0-for-20 skid with a single in fourth inning on Wednesday vs. NYY...Recorded his first multi-hit effort since 4/18 vs. CIN...Stole his second career base, both coming vs. NYY (7/12/24)			
🔥 Has hit 38.2 percent of his balls to the opposite field, the fourth highest mark in MLB			
🔥 Owns a 12.7 pct. barrel this season rate after posting a 6.1 percent mark in 2024			
🔥 Launched a 407-foot, two-run homer in the eighth inning on 4/18 vs. CIN...Marked the second time homering in back-to-back games in his career (also 6/27-29/24, 2 G)...Had multiple RBI in three straight games for the first time in his career from 4/16-18			
🔥 Tallied his first career outfield assist on 3/27 at TOR			
12 • RAMÓN LAUREANO • OF (R)		.189 • 3 HR • 6 RBI	
Current Streak: 1 G (1-3; since 5/3)		2025 High: 3 G (4/19-24)	
Last Game: 1-3, BB		Homestand: 5 G, 3-15, 2 2B, RBI, 3 BB, 6 K, SB	
🔥 Yesterday, snapped an 0-for-11 skid with a second-inning single...Has drawn a walk in consecutive games for the first time since 9/1-3/24 (also 2 G)			
🔥 His three outfield assists are tied for fifth in MLB...Since 2018, his 52 outfield assists are tied for third in MLB...Baltimore has nine outfield assists this season, third most in MLB behind Cleveland (12) and Los Angeles-NL (10)			
🔥 After entering as a defensive replacement (Kjerstad HBP) in the third inning on 4/19 vs. CIN, became the fifth player in Orioles history to hit two home runs off the bench (last: Mancini, 6/7/17 vs. PIT)...Was the first MLB reserve to record a multi-homer game since STL's Richie Palacios (9/12/23 at BAL)...Marked his fifth career multi-homer game (last: 6/30/22 at SEA w/ OAK)			
🔥 Hit his first home run as an Oriole on 4/16 vs. CLE...Eight of his last nine homers since 8/17/24, have been off right-handed pitchers			
3 • JORGE MATEO • INF/OF (R)		.143 • 0 HR • 0 RBI	
Current Streak: 0-for-last-4 (since 4/29)		2025 High: 2 G (4/27-29)	
Last Game: 0-3		Homestand: 2 G, 1-6, 2B, 2 K	
🔥 Has gone a career-high-tying 26 straight games without an RBI since 6/23/24 (also 5/17-7/8/21)			
🔥 Swiped two bases on 4/27 at DET, his second multi-steal effort of the year and 15 th of his career...His five stolen bases are tied for the team lead (Mullins)...His 85 stolen bases since 2022 rank sixth in the AL			
🔥 Doubled in the fifth inning on 4/15 vs. CLE, his first hit of the year...Snapped an 0-for-17 hitless streak dating back to 7/23/24			
🔥 Swiped second and third base after entering as a pinch runner in the eighth on 4/8 at AZ...Marked the first time an Oriole has done so since Cedric Mullins on 5/23/24 at CWS and the seventh time Mateo has done so in his career (last: 4/22/24 at LAA)			

16 • COBY MAYO • INF (R)		.000 • 0 HR • 0 RBI	
Current Streak: 0-for-last-4 (since 9/20/24)		2025 High: --	
Last Game: 0-2, K (PH in 7 th)		Homestand: 1 G, 0-2, K	
⚡ Recalled from Triple-A Norfolk prior to last night's game and made his season debut			
⚡ In his last 21 games with the Tides since 4/5, is slashing .289/.371/.602 (24-for-83) with seven doubles, two triples, five home runs, and 19 RBI			
⚡ Overall, is batting .529 (9-for-17) with two doubles, one triple, four home runs and nine RBI against left-handed pitchers with Norfolk			
⚡ Currently ranked by <i>MLB Pipeline</i> as the No. 12 overall prospect in baseball, while <i>Baseball America</i> tabs him No. 27 overall			
⚡ Made his major league debut last season on 8/2 at Cleveland and tallied his first hit on 8/14 vs. Washington			
⚡ Named the O's 2024 Brooks Robinson Minor League Player of the Year, slashing .293/.372/.592 (105-for-358) with 26 doubles, three triples, 25 home runs, 65 runs scored, 73 RBI, 42 walks, four hit-by-pitches, and four stolen bases in 93 games between Norfolk (89 G) and High-A Aberdeen (4 G)			
6 • RYAN MOUNTCASTLE • INF (R)		.200 • 2 HR • 8 RBI	
Current Streak: 0-4 (since 5/3)		2025 High: 4 G (3/30-4/3)	
Last Game: 0-4, 3 K		Homestand: 5 G, 3-18, HR, 2 R, 3 RBI, 9 K	
⚡ On Friday, registered his first multi-hit game since 4/13 vs. TOR (also 2 H)			
⚡ Has multiple hits in five of his last seven games vs. KC since 4/20/24, going 10-for-27 (.370) with two doubles and two RBI			
⚡ On Wednesday vs. NYY, snapped an 0-for-18 skid with a two-run homer in the second inning...Marked his first multi-RBI game since 4/7 at AZ (2 RBI)			
⚡ Has four home runs in his last 98 games (85 GS) since 6/8/24...Homed in the second inning on 4/13 vs. TOR, snapping a career-long 41-game home run drought since 7/29/24 (G1) vs. TOR			
⚡ His 75.6 mph average bat speed ranks seventh in the AL and 15 th in MLB			
⚡ Entered the game on 4/23 at WSH as a pinch-hitter in the seventh inning and reached base safely twice (1B, HBP)			
⚡ His single on 3/30 at TOR off Chris Bassitt was 116.7 mph...Marked the fifth hardest by an Oriole in the <i>Statcast</i> era (since 2015) and the hardest since Mark Trumbo on 4/28/17 at NYY (118.5)			
31 • CEDRIC MULLINS • OF (L)		.257 • 6 HR • 20 RBI	
Current Streak: 0-for-last 12 (since 4/30)		2025 High: 6 G (4/18-24)	
Last Game: 0-4		Homestand: 5 G, 3-19, BB, 4 K	
⚡ Has reached base safely in 15 of his last 18 games since 4/12, including hits in 12 of the contests...Has gone a season-high 11 straight games without an extra-base hit			
⚡ Is averaging 4.39 pitches per plate appearance, the third-highest mark in the AL behind SEA's J.P. Crawford (4.50) TB's Jonathan Aranda (4.41)			
⚡ Has reached base safely at least three times in eight games, tied for fourth in the AL behind NYY's Aaron Judge (13) and BOS' Alex Bregman/SEA's Cal Raleigh (both 9)			
⚡ His five multi-walk efforts are tied for the most in the AL with BOS' Rafael Devers and DET's Zach McKinstry...His 15.7 percent walk rate ranks fourth in the AL...Has never had a walk rate above 9.5 percent (2023) in his career			
⚡ Hit his second leadoff homer of the season on 4/19 vs. CIN...Ranks second in franchise history with 18 leadoff homers behind Brady Anderson (44)			
32 • RYAN O'HEARN • INF/OF (L)		.300 • 6 HR • 13 RBI	
Current Streak: 2 G (3-8; since 5/2)		2025 High: 5 G (4/13-19)	
Last Game: 1-4		Homestand: 4 G, 4-14, 2 HR, 5 RBI, 2 BB, 2 K, CS	
⚡ His go-ahead two-run homer on Friday tied Cedric Mullins for the team lead at six			
⚡ Hit five homers in April, marking the third time in his career hitting 5+ HR in a calendar month (August 2018 - 6 HR & September 2018 - 5 HR)			
⚡ Has reached base safely in 17 of 19 games since 4/4...Had a 10-game on-base streak from 4/4-19, tied for the second longest of his career (also 9/3-14/18), trailing a 15-gamer (6/15-7/3/24)			
⚡ His .294 (10-for-34) average with two strikes ranks eighth in the AL			
⚡ Went 22 straight plate appearances without a strikeout from 4/4-13			
⚡ Has increased his hard-hit rate to 52.2 percent from 40.1 in 2024 (+12.1%)...Ranks among MLB leaders in following percentiles: xBA (93 rd , .310), strikeout rate (92 nd , 12.2%), and hard-hit rate (90 th)			
⚡ His seven pinch-hit knocks last season were the most by an Oriole since 2014 (10, Delmon Young) and ranked fourth in the AL...His 28 pinch-hit hits since 2019 are fourth most among MLB hitters behind CWS' Austin Slater (40), SEA's Donovan Solano (35), and SF's Wilmer Flores (31)			
26 • EMMANUEL RIVERA • INF (R)		.250 • 0 HR • 1 RBI	
Current Streak: 2 G (2-6; since 5/2)		2025 High: 2 G (current streak)	
Last Game: 1-3		Homestand: 3 G, 2-8, R, RBI, BB, 2 K	
⚡ On Friday, tallied his first big-league RBI since 9/28/24 at MIN (4-4, 2B, 2 HR, 4 RBI, BB)			
⚡ Made his season debut on 4/29 vs. NYY...Had his contract selected from Triple-A Norfolk on Monday			
⚡ Slashing .308/.370/.338 (20-for-65) with two doubles, five runs scored, 13 RBI, six walks, one hit-by-pitch, and one stolen base in 17 games with the Tides			
⚡ Opened the year on the Norfolk 7-day Injured List...Reinstated on 4/4 and made his season debut that day at Charlotte			
⚡ Dealt with a shoulder injury in Spring Training and did not appear in a game after 3/13...Reassigned to minor league camp on 3/24			
⚡ Avoided arbitration by agreeing to terms on a one-year contract on 11/23/24...Designated for assignment on 1/31 and outrighted to Norfolk on 2/7...Invited to Spring Training as a non-roster player on 2/10			
⚡ Claimed off waivers from the Miami Marlins on 8/21/24 and appeared in 27 regular games for the Orioles...Made a pinch hit appearance in Game 1 of the ALWCS vs. KC			
35 • ADLEY RUTSCHMAN • C (S)		.217 • 4 HR • 9 RBI	
Current Streak: 0-for-last-4 (since 5/2)		2025 High: 8 G (4/3-13)	
Last Game: 0-3, BB, 2 K		Homestand: 5 G, 4-15, 2B, 3 R, RBI, 3 BB, 3 K	
⚡ Is 22-for-74 (.297) with eight doubles, one home run, seven RBI and seven walks in 19 career games vs. KC, including hits in seven of his last eight (.333, 11-for-33)			
⚡ Has drawn a walk in 10 of his last 14 games since 4/17, registering 10 walks against 11 strikeouts during that stretch			
⚡ Snapped an 0-for-20 skid with a third-inning single on 4/20 vs. CIN			
⚡ His 38.7 percent squared-up rate ranks fourth in MLB behind SD's Luis Arraez (45.3%), LAD's Mookie Betts (41.2%), and ATH's Jacob Wilson (40.0)...Ranks fifth in MLB with a 17.2 percent chase rate, while his 14.9 percent whiff rate ranks 12 th and leads all MLB catchers			
⚡ Owns a career-highs in average exit velocity (89.8.5 mph) and barrel rate (9.4%)			
⚡ Reached safely in his first 14 games to begin the year, the longest season-opening streak by an Oriole since Anthony Santander (18 G, 4/8-27/22)			
⚡ Since his MLB debut on 5/21/22, is second among all MLB primary catchers with 430 hits and 90 doubles, both behind MIL's William Contreras (438 H, 91 2B)			



ADDITIONAL HITTER INFO																	
			MULTI-HIT GAMES					MULTI-RBI GAMES						LAST HR (DATE/PITCHER)	MULTI-HR GAMES		
	vs. LHP	vs. RHP	2	3	4	5	TOTAL	2	3	4	5	6+	TOTAL		2025	CAREER	LAST (HRS)
Dylan Carlson	.000	.000	-	-	-	-	-	-	-	-	-	-	-	8/16/24 vs. ARI (Nelson)	-	3	6/20/23 at WSH (2)
Maverick Handley	.000	----	-	-	-	-	-	-	-	-	-	-	-		-	-	-
Gunnar Henderson	.167	.310	5	2	-	-	7	1	-	-	-	-	1	4/29/25 vs. NYY (Rodón)	-	2	6/21/24 at HOU (2)
Jackson Holliday	.167	.273	3	1	-	-	4	1	-	1	-	-	2	4/16/25 vs. CLE (Williams)	-	-	-
Heston Kjerstad	.105	.233	3	-	-	-	3	4	-	-	-	-	4	4/18/25 vs. CIN (Barlow)	-	-	-
Ramón Laureano	.154	.222	2	-	-	-	2	-	1	-	-	-	1	4/19/25 vs. CIN (Spiers)	1	5	4/19/25 vs. CIN (2)
Jorge Mateo	.190	.000	1	-	-	-	1	-	-	-	-	-	-	6/21/24 at HOU (N. Hernandez)	-	1	8/2/22 at TEX (2)
Coby Mayo	.000	.000	-	-	-	-	-	-	-	-	-	-	-		-	-	-
Ryan Mountcastle	.152	.224	5	-	-	-	5	2	-	-	-	-	2	5/2/25 vs. NYY (Carrasco)	-	10	6/4/24 at TOR (2)
Cedric Mullins	.300	.240	5	1	-	-	6	2	-	1	1	-	4	4/19/25 vs. CIN (Greene)	1	6	3/27/25 at TOR (2)
Ryan O'Hearn	.200	.323	6	1	-	-	7	1	2	-	-	-	3	5/2/25 vs. KC (Wacha)	-	2	8/25/19 at CLE (2)
Emmanuel Rivera	.250	.250	-	-	-	-	-	-	-	-	-	-	-	9/28/24 at MIN (Varland)	-	2	9/28/24 at MIN (2)
Adley Rutschman	.167	.243	3	1	-	-	4	-	1	-	-	-	1	4/20/25 vs. CIN (Wynne)	1	3	3/27/25 at TOR (2)

O's HITTERS															2025 vs. KANSAS CITY ROYALS															CAREER vs. KANSAS CITY ROYALS														
PLAYER	G	AB	R	H	2B	3B	HR	RBI	BB	IBB	SO	AVG	OBP	SLG		G	AB	R	H	2B	3B	HR	RBI	BB	IBB	SO	AVG	OBP	SLG															
Dylan Carlson	2	0	0	0	0	0	0	0	0	0	0	-	-	-		16	43	8	14	4	1	1	5	8	0	12	.326	.423	.535															
Maverick Handley																																												
Gunnar Henderson	5	21	0	5	0	0	0	0	0	0	8	.238	.238	.238		17	63	10	18	2	0	3	7	5	0	19	.286	.343	.460															
Jackson Holliday	3	10	0	4	0	1	0	2	0	0	0	.400	.400	.600		5	15	0	4	0	1	0	2	1	0	2	.267	.313	.400															
Heston Kjerstad	5	14	2	4	0	0	0	2	0	0	3	.286	.286	.286		5	14	2	4	0	0	0	2	0	0	3	.286	.286	.286															
Ramón Laureano	4	8	0	1	0	0	0	0	3	0	2	.125	.364	.125		20	70	6	11	2	0	1	3	7	0	21	.157	.244	.229															
Jorge Mateo	2	5	0	0	0	0	0	0	0	0	1	.000	.000	.000		20	64	6	10	1	0	0	4	3	0	20	.156	.194	.172															
Coby Mayo	1	2	0	0	0	0	0	0	0	0	1	.000	.000	.000		1	2	0	0	0	0	0	0	0	1	.000	.000	.000																
Ryan Mountcastle	5	19	4	6	1	0	0	0	0	0	6	.316	.316	.368		28	110	21	31	9	0	5	21	7	0	31	.282	.322	.500															
Cedric Mullins	4	14	2	2	1	0	0	0	3	0	1	.143	.294	.214		30	114	19	27	9	0	3	13	11	0	19	.237	.310	.395															
Ryan O'Hearn	3	11	2	3	0	0	1	2	1	0	0	.273	.333	.545		10	32	6	9	1	0	2	4	4	0	4	.281	.361	.500															
Emmanuel Rivera	2	6	0	2	0	0	0	1	0	0	0	.333	.333	.333		8	19	3	7	1	0	0	4	3	0	1	.368	.455	.421															
Adley Rutschman	4	15	1	3	1	0	0	0	1	0	4	.200	.250	.267		19	74	10	22	8	0	1	7	7	0	13	.297	.358	.446															

O's PITCHERS																CAREER vs. KANSAS CITY ROYALS													
PLAYER	W	L	SV	G	GS	INN	H	R	ER	HR	BB	K	ERA	AVG		W	L	SV	G	GS	INN	H	R	ER	HR	BB	K	ERA	AVG
Keegan Akin	0	0	0	1	0	2.0	0	0	0	0	2	2	0.00	.000		0	1	0	9	1	15.2	21	12	12	3	6	14	6.89	.318
Bryan Baker	0	0	0	2	0	1.2	0	0	0	0	0	0	1.00	.000		0	0	0	7	0	4.1	3	2	2	0	4	4	4.15	.214
Félix Bautista	0	0	1	1	0	1.0	0	0	0	0	0	1	0.00	.000		0	0	2	6	0	5.1	2	1	1	0	3	9	1.69	.111
Matt Bowman	0	0	0	1	0	1.0	0	0	0	0	0	0	0.00	.000		1	0	0	5	0	5.1	6	1	1	0	0	4	1.60	.300
Yennier Cano	0	0	0	2	0	2.0	1	0	0	0	0	2	0.00	.143		2	0	0	11	0	10.2	15	8	8	1	6	11	6.75	.326
Seranthony Domínguez	0	0	0	3	0	2.2	3	2	2	2	2	4	6.75	.273		0	0	0	5	0	4.2	4	2	2	2	4	7	3.86	.222
Kyle Gibson																11	6	0	28	26	155.1	156	74	69	12	46	115	4.00	.262
Dean Kremer	1	1	0	2	2	11.1	11	3	2	0	1	3	1.59	.239		2	2	0	5	5	27.1	20	11	9	3	7	13	2.96	.189
Charlie Morton																2	3	0	6	6	34.2	34	19	18	5	10	33	4.67	.258
Cionel Pérez	0	0	0	2	0	2.1	4	5	5	0	2	2	19.29	.364		0	0	1	9	0	8.0	13	8	6	1	4	6	6.75	.342
Cade Povich	0	1	0	1	1	6.0	12	4	1	0	0	4	1.50	.444		0	1	0	1	1	6.0	12	4	1	0	0	4	1.50	.444
Gregory Soto	0	0	0	1	0	1.2	0	0	0	0	0	1	0.00	.000		1	1	6	20	0	19.2	14	10	8	0	13	22	3.66	.194
Tomoyuki Sugano	1	1	0	2	2	11.1	9	3	3	2	3	8	2.38	.214		1	1	0	2	2	11.1	9	3	3	2	3	8	2.38	.214

RECENT TRANSACTIONS	
DATE	TRANSACTION
5/3	Recalled INF Coby Mayo from Triple-A Norfolk...Placed INF Ramón Urías (right hamstring strain) on the 10-day Injured List, retroactive to 5/1.
4/29	Recalled RHP Kyle Gibson from High-A Aberdeen.
4/28	Recalled RHP Kade Strowd from Triple-A Norfolk...Selected the contracts of C Maverick Handley and INF Emmanuel Rivera from Triple-A Norfolk...Placed C Gary Sánchez (right wrist inflammation) and INF Jordan Westburg (left hamstring strain) on the 10-day Injured List...Transferred OF Colton Cowser (left thumb fracture) and RHP Grayson Rodríguez (right lat strain) to the 60-day Injured List...Claimed LHP Walter Pennington off waivers from the Texas Rangers and optioned him to Triple-A Norfolk...Optioned RHP Kade Strowd ¹ to Triple-A Norfolk (postgame).
4/27	Optioned LHP Grant Wolfram ¹ to Triple-A Norfolk (postgame)... RHP Chayce McDermott (right lat strain) began a rehab assignment with Double-A Chesapeake.
4/26	Recalled OF Dylan Carlson from Triple-A Norfolk...Placed OF Tyler O'Neill (neck inflammation) on the 10-day Injured List, retroactive to 4/24...Recalled LHP Grant Wolfram from Triple-A Norfolk (between DH games)...Added RHP Colin Selby as the 27 th man from Triple-A Norfolk (between DH games)...Optioned RHP Brandon Young to Triple-A Norfolk (between DH games)...Returned RHP Colin Selby to Triple-A Norfolk (postgame).
4/23	LHP Trevor Rogers (right knee subluxation) began a rehab assignment with Double-A Chesapeake.
4/22	Recalled RHP Brandon Young from Triple-A Norfolk...Placed RHP Cody Poteet (right shoulder inflammation) on the 15-day Injured List, retroactive to 4/21.
4/20	Traded RHP Scott Blewett for cash considerations...Recalled RHP Cody Poteet from Triple-A Norfolk...Optioned RHP Brandon Young ² to Triple-A Norfolk.
4/19	Recalled RHP Brandon Young from High-A Aberdeen...Designated RHP Scott Blewett for assignment.
4/15	Activated RHP Scott Blewett ...Optioned RHP Colin Selby ¹ to Triple-A Norfolk...Released LHP Luis González .
4/14	Claimed RHP Scott Blewett off waivers from the Minnesota Twins...Designated LHP Luis González for assignment.
4/9	Recalled RHP Colin Selby from Triple-A Norfolk...Placed RHP Zach Eflin (right lat strain) on the 15-day Injured List, retroactive to 4/8.
4/7	Acquired LHP Grant Wolfram from the Milwaukee Brewers in exchange for minor league OF Daz Cameron and cash considerations and optioned him to Triple-A Norfolk...Transferred RHP Albert Suárez (right subscapularis strain) to the 60-day Injured List.
4/5	Traded minor league INF/OF Nick Gordon to the Kansas City Royals for cash considerations.
4/4	Reinstated INF Gunnar Henderson (right intercostal strain) from the 10-day Injured List.
4/3	Optioned OF Dylan Carlson to Triple-A Norfolk (postgame).
3/31	Recalled OF Dylan Carlson from Triple-A Norfolk...Placed OF Colton Cowser (left thumb fracture) on the 10-day Injured List.
3/30	Selected the contract of RHP Matt Bowman from Triple-A Norfolk...Placed RHP Albert Suárez (right shoulder inflammation) on the 15-day Injured List, retroactive to 3/29.
3/29	Acquired RHP Cody Poteet from the Chicago Cubs in exchange for cash considerations and optioned him to Triple-A Norfolk.
3/28	RHP Roansy Contreras cleared waivers and outrighted to Triple-A Norfolk... INF Gunnar Henderson (right intercostal strain) began a rehab assignment with Triple-A Norfolk.

EUTAW STREET HOME RUNS			
DATE	PLAYER (Team)	OPP. (Pitcher)	DISTANCE
4/29	Trent Grisham (NYY)	BAL (Gibson)	399 ft.
4/19	Jake Fraley (CIN)	BAL (Young)	421 ft.
2025 totals - 2 (0 by Orioles, 2 by opponents)			
*Total since 1992 - 133 (64 by Orioles, 69 by opponents)			

O's CHALLENGES			
TEAM	TOTAL	WON	LOST
Orioles	14	4	10
Opponents	5	3	2
			40%
			60%
<i>Last by O's: 4/30 vs. NYY (B7)</i>		<i>Batter/Runner: O'Hearn</i>	
<i>Last by Opp.: 4/26 (G2) at DET (B4)</i>		<i>Tag Play (2B)</i>	
		<i>Batter/Runner: Bóez</i>	
		<i>Force Play (1B)</i>	
		<i>Out/Confirmed</i>	
		<i>Out/Overturned</i>	

RECORD BY POSITION									
PLAYER	C	1B	2B	3B	SS	LF	CF	RF	DH
Dylan Carlson	-	-	-	-	-	0-2	0-1	-	-
Colton Cowser	-	-	-	-	-	2-2	-	-	-
Gunnar Henderson	-	-	-	-	9-14	-	-	-	1-1
Jackson Holliday	-	-	8-12	-	4-1	-	-	-	-
Heston Kjerstad	-	-	-	-	-	6-10	-	5-2	1-0
Ramón Laureano	-	-	-	-	-	4-5	-	2-3	-
Jorge Mateo	-	-	1-4	-	0-4	-	0-1	-	-
Ryan Mountcastle	-	11-14	-	-	-	-	-	-	0-1
Cedric Mullins	-	-	-	-	-	-	13-17	-	-
Ryan O'Hearn	-	2-4	-	-	-	-	-	2-2	7-6
Tyler O'Neill	-	-	-	-	-	-	1-0	4-12	0-1
Emmanuel Rivera	-	0-1	-	1-1	-	-	-	-	-
Adley Rutschman	11-12	-	-	-	-	-	-	-	1-5
Gary Sánchez	2-7	-	-	-	-	-	-	-	0-1
Ramón Urías	-	-	-	10-10	-	-	-	-	0-1

RECORD BY BATTING ORDER									
PLAYER	1	2	3	4	5	6	7	8	9
Dylan Carlson	-	-	-	-	-	0-1	-	-	0-2
Colton Cowser	2-2	-	-	-	-	-	-	-	-
Gunnar Henderson	4-5	5-6	1-3	0-1	-	-	-	-	-
Jackson Holliday	-	-	-	-	-	2-0	0-4	5-3	5-6
Heston Kjerstad	-	-	-	-	1-1	7-4	2-6	2-1	-
Ramón Laureano	0-1	-	-	-	1-2	1-2	2-0	0-1	2-2
Jorge Mateo	-	-	-	-	-	-	-	0-3	1-6
Ryan Mountcastle	-	-	0-1	3-5	3-3	2-2	2-2	1-2	-
Cedric Mullins	6-8	-	1-0	1-1	3-5	0-1	2-1	-	0-1
Ryan O'Hearn	-	-	4-4	6-6	0-2	-	-	1-0	-
Tyler O'Neill	-	-	1-3	0-3	3-4	1-3	-	-	-
Emmanuel Rivera	-	-	-	-	-	-	0-1	0-1	1-0
Adley Rutschman	0-1	7-13	5-3	-	-	-	-	-	-
Gary Sánchez	-	-	-	-	0-1	0-2	1-2	1-3	-
Ramón Urías	-	-	-	0-1	-	0-2	3-1	3-5	4-2

2025 BY THE NUMBERS			
	HOME	AWAY	TOTAL
Overall	8-8	5-11	13-19
MONTH	HOME	AWAY	TOTAL
March (5)	1-0	2-2	3-2
April (26)	6-7	3-9	9-16
May (27)	1-1	-	1-1
June (27)	-	-	-
July (24)	-	-	-
August (28)	-	-	-
September (25)	-	-	-
TOTAL (162)	8-8	5-11	13-19
DAY OF WEEK	HOME	AWAY	TOTAL
Monday (14)	2-0	1-0	3-0
Tuesday (24)	0-2	0-2	0-4
Wednesday (24)	2-1	0-2	2-3
Thursday (18)	1-1	2-0	3-1
Friday (26)	1-1	0-2	1-3
Saturday (28)	2-1	2-2	4-3
Sunday (27)	0-2	0-3	0-5
TOTAL (162)	8-8	5-11	13-19
VS. AL EAST	HOME	AWAY	TOTAL
Boston Red Sox (13)	1-2	-	1-2
New York Yankees (13)	2-1	-	2-1
Tampa Bay Rays (13)	-	-	-
Toronto Blue Jays (13)	1-1	2-2	3-3
TOTAL (52)	4-4	2-2	6-6
VS. AL CENTRAL	HOME	AWAY	TOTAL
Chicago White Sox (7)	-	-	-
Cleveland Guardians (7)	2-1	-	2-1
Detroit Tigers (6)	-	0-3	0-3
Kansas City Royals (6)	1-1	1-2	2-3
Minnesota Twins (6)	-	-	-
TOTAL (32)	3-2	1-5	4-7
VS. AL WEST	HOME	AWAY	TOTAL
Houston Astros (7)	-	-	-
Los Angeles Angels (6)	-	-	-
Oakland Athletics (6)	-	-	-
Seattle Mariners (6)	-	-	-
Texas Rangers (7)	-	-	-
TOTAL (32)	-	-	-
VS. NL EAST	HOME	AWAY	TOTAL
Atlanta Braves (3)	-	-	-
Miami Marlins (3)	-	-	-
New York Mets (3)	-	-	-
Philadelphia Phillies (3)	-	-	-
Washington Nationals (4)	-	1-2	1-2
TOTAL (16)	-	1-2	1-2
VS. NL CENTRAL	HOME	AWAY	TOTAL
Chicago Cubs (3)	-	-	-
Cincinnati Reds (3)	1-2	-	1-2
Milwaukee Brewers (3)	-	-	-
Pittsburgh Pirates (3)	-	-	-
St. Louis Cardinals (3)	-	-	-
TOTAL (15)	1-2	-	1-2
VS. NL WEST	HOME	AWAY	TOTAL
Arizona Diamondbacks (3)	-	1-2	1-2
Colorado Rockies (3)	-	-	-
Los Angeles Dodgers (3)	-	-	-
San Diego Padres (3)	-	-	-
San Francisco Giants (3)	-	-	-
TOTAL (15)	-	1-2	1-2

BALTIMORE ORIOLES - WALK-OFF AND MISC. HOME RUNS

Baltimore Orioles Walk-off Wins							
Date	Score	Batter/Runner	Action	RBI	Pitcher	INN	OUTS
-	-	-	-	-	-	-	-
Opponent Walk-off Wins							
Date	Score	Batter/Runner	Action	RBI	Pitcher	INN	OUTS
-	-	-	-	-	-	-	-
Baltimore Orioles Back-to-Back Home Runs							
Date	Score	Batters	Pitcher	INN	OUTS		
4/19	CIN 5 @ BAL 9	Ramón Laureano/Jordan Westburg	Carson Spiers	7	2		
4/19	CIN 5 @ BAL 9	Cedric Mullins/Gunnar Henderson	Hunter Greene	1	0		
3/27	BAL 12 @ TOR 2	Adley Rutschman/Jordan Westburg	Yariel Rodríguez	8	1		
Opponent Back-to-Back Home Runs							
Date	Score	Batters	Pitcher	INN	OUTS		
4/29	NY Yankees 15 @ BAL 3	Trent Grisham/Aaron Judge/Ben Rice	Kyle Gibson	1	0		
4/17	CLE 2 @ BAL 6	Daniel Schneemann/Austin Hedges	Tomoyuki Sugano	3	0		
4/9	BAL 0 @ AZ 9	Pavin Smith/Josh Naylor	Dean Kremer	5	1		
Baltimore Orioles Grand Slams							
Date	Score	Batter	Pitcher	INN	OUTS		
4/16	CLE 1 @ BAL 9	Jackson Holliday	Gavin Williams	2	1		
Opponent Grand Slams							
Date	Score	Batter	Pitcher	INN	OUTS		
4/20	CIN 24 @ BAL 2	Noelvi Marte	Jorge Mateo	8	2		
Baltimore Orioles Inside-the-Park Home Runs							
Date	Score	Batter	RBI	Pitcher	INN	OUTS	
-	-	-	-	-	-	-	
Opponent Inside-the-Park Home Runs							
Date	Score	Batter	RBI	Pitcher	INN	OUTS	
-	-	-	-	-	-	-	
Baltimore Orioles Pinch-Hit Home Runs							
Date	Score	Batter	RBI	Pitcher	INN	OUTS	
-	-	-	-	-	-	-	
Opponent Pinch-Hit Home Runs							
Date	Score	Batter	RBI	Pitcher	INN	OUTS	
-	-	-	-	-	-	-	
Baltimore Orioles Leadoff Home Runs							
Date	Score	Batter	Pitcher				
4/19	CIN 5 @ BAL 9	Cedric Mullins	Hunter Greene				
4/3	BOS 8 @ BAL 4	Cedric Mullins	Tanner Houck				
3/29	BAL 9 @ TOR 5	Colton Cowser	Max Scherzer				
Opponent Leadoff Home Runs							
Date	Score	Batter	Pitcher				
4/29	NY Yankees 15 @ BAL 3	Trent Grisham	Kyle Gibson				
4/23	BAL 3 @ WSH 4	James Wood	Tomoyuki Sugano				

LAST TIME IT HAPPENED	
BATTING	
Eutaw St. Home Run	Gunnar Henderson, 8/14/24 vs. WSH (Herz)
Opponent	Trent Grisham, 4/30/25 vs. NYY (Gibson)
Second Deck Home Run in LF at OPACY	Austin Hays, 6/7/22 vs. CHC (Mills)
Opponent	Pete Alonso, 9/2/20 vs. NY Yankees (Means)
Grand Slam	Jackson Holliday, 4/16/25 vs. CLE (Williams)
Two Grand Slams in One Game	Reimold, Clevenger, 9/11/15 vs. KC (Herrera, Chamberlain)
Pinch-Hit Home Run	Ryan O’Hearn, 6/6/24 at TOR (García)
Pinch-Hit Walk-Off Home Run	Nolan Reimold, 7/24/16 vs. CLE (Allen)
Pinch-Hit Grand Slam	Dwight Evans, 7/26/91 vs. OAK (Nelson)
Inside the Park Home Run	Jorge Mateo, 8/20/23 at OAK (Sears)
LH & RH Home Run, Same Game	Anthony Santander, 8/7/24 at TOR (Francis, Yarbrough)
Individual 2-Home Run Game	Ramón Laureano, 4/19/25 vs. CIN (Greene, Spiers)
Individual 3-Home Run Game	Ryan Mountcastle, 6/19/21 vs. TOR (Manoah, Kay)
Individual 4-Home Run Game	Never
Home Run in Consecutive Games	Cedric Mullins, 4/18-19/25 vs. CIN
Home Run in 3 Consecutive Games	Jackson Holliday, 8/4-7/24 at CLE, at TOR
Home Run in 4 Consecutive Games	Gunnar Henderson, 5/17-20/24 vs. SEA, at STL
Home Run in 5 Consecutive Games	Jonathan Schoop, 7/22-27/18 vs. TOR, BOS, TB
Home Run in 6 Consecutive Games	Chris Davis, 9/26-10/2/12 vs. TOR, BOS, TB
4-Home Run Game, Team	4/19/25 vs. CIN (5)
5-Home Run Game, Team	4/19/25 vs. CIN
6-Home Run Game, Team	3/27/25 at TOR
7-Home Run Game, Team	6/2/16 vs. BOS
8+-Home Run Game, Team	6/16/15 vs. PHI (8)
10+-Run Game, Team	3/27/25 at TOR (12)
15+-Run Game, Team	6/20/24 at NYY (17)
20+-Run Game, Team	9/28/00 vs. TOR (23)
Back-to-Back HR	Laureano/Westburg, 4/19/25 vs. CIN (7 th inning)
Back-to-Back HR to Start First Inning	Mullins/Henderson, 4/19/25 vs. CIN
Back-to-Back-to-Back HR	Schoop/Davis/Mancini, 8/6/17 vs. DET (1 st inning)
Back-to-Back-to-Back HR to Start First Inning	Flaherty/Hardy/Markakis, 5/10/12 (G1) vs. TEX
2 Back-to-Back HRs, Same Game	Mullins/Henderson (1 st), Laureano/Westburg (7 th) 4/19/25 vs. CIN
Leadoff Home Run	Cedric Mullins, 4/19/25 vs. CIN (Greene)
Walk-Off Win	Anthony Santander (HR), 9/19/24 vs. SF (Walker)
Walk-Off Home Run	Anthony Santander, 9/19/24 vs. SF (Walker)
Walk-Off Grand Slam	Manny Machado, 8/18/17 vs. LAA (Middleton)
Walk-Off Home Run, Eutaw St.	Rio Ruiz, 8/11/19 vs. HOU (Osuna)
Home Run, 15 th Inning or later	Jonathan Villar, 7/25/19 at LAA (Canning)
Home Run, 17 th Inning or later	Adam Jones, 5/6/12 at BOS (McDonald)
Home Run by a Pitcher	Zack Britton, 7/3/11 at ATL (Beachy)
2-Home Run Game by a Pitcher	Milt Pappas, 8/27/61 at MIN (Ramos)
Oriole w/ hit a Home Run for 1 st ML hit	Connor Norby, 6/4/24 at TOR (Pearson)
Oriole w/ 2 Home Runs in one inning	Mark Trumbo, 4/15/16 at TEX (7 th inning, Pérez, Faulkner)
Oriole w/ 3 Home Runs in consecutive innings	Manny Machado, 8/7/16 at CWS (1 st , 2 nd , 3 rd inning, Shields, Albers)
5-Hit Game	Adley Rutschman, 6/21/24 at HOU
6-Hit Game	Cal Ripken, Jr., 6/13/99 at ATL
5-RBI Game	Cedric Mullins, 3/27/25 at TOR
6-RBI Game	Adley Rutschman, 6/9/24 at TB
7-RBI Game	Ryan Mountcastle, 4/11/23 vs. OAK (9)
8-RBI Game	Ryan Mountcastle, 4/11/23 vs. OAK (9)
9-RBI Game	Ryan Mountcastle, 4/11/23 vs. OAK
PITCHING	
Perfect Game	Never
No-Hitter	5/5/21 at SEA (Means)
1-Hitter	5/26/24 at CWS (Bradish, Coulombe, Cano, Kimbrel)
Complete Game	9/23/22 vs. HOU (Kremer)
Shutout	9/23/22 vs. HOU (Kremer)
Team Shutout	5/2/25 vs. KC (Kremer, Cano, Bautista)
Consecutive CG, Pitcher	Sidney Ponson (2), 5/16-22/04
Consecutive Shutouts, Pitcher	Mike Mussina (2), 9/26-10/1/95
Consecutive CG, Team	5/13-14/11 (Guthrie/Bergesen)
Consecutive Shutouts, Team	4/18-19/23 at WSH
10+ Strikeout Game, Pitcher	Charlie Morton (10), 4/3/25 vs. BOS
15+ Strikeout Game, Pitcher	Erik Bedard (15), 7/7/07 at TEX
10+ Strikeout Game, Team	4/28/25 vs. NYY (15)
15+ Strikeout Game, Team	4/28/25 vs. NYY (15)
4+ Strikeouts in an inning	Mike Cuellar (4), 5/29/70 at CAL
Immaculate Inning	Kevin Gausman, 4/23/18 vs. CLE (7 th inning)
MISCELLANEOUS	
Hit for the Cycle	Cedric Mullins, 5/12/23 vs. PIT (7 th in club history)
Steal of Home	Cedric Mullins, 8/12/21 vs. DET
Position Player to Pitch	Gary Sánchez, 4/19/25 vs. CIN (1.0 IP, 2 H, 4 R, BB, HR)
Triple Play Turned	9/18/22, Bottom 3 rd at TOR (Chapman batting/Kremer pitching)
	Scoring: 6-4-3 (Mateo-Vavra-Aguilar)
Manager Ejection	Brandon Hyde, 4/13/25 vs. TOR (18 th career)
Player Ejection	Ryan O’Hearn, 8/21/24 at NY Yankees (2 nd career)
WINNING SWEEPS	
2-Game, at OPACY	September 26-27, 2023 vs. WSH
2-Game, Road	April 18-19, 2023 at WSH
3-Game, at OPACY	April 15-17, 2024 vs. MIN
3-Game, Road	September 27-29, 2024 at MIN
4-Game, at OPACY	July 7-10, 2022 vs. LAA
4-Game, Road	June 7-10, 2024 at TB
Doubleheader	June 25, 2016 vs. TB

2025 OUTFIELD ASSISTS						
Outfielder	1B	2B	3B	HP	TOTAL	ERRORS (F-T)
Dylan Carlson	-	-	-	-	-	-
Colton Cowser	-	-	-	-	-	-
Heston Kjerstad	-	2	-	-	2	-
Ramón Laureano	-	2	-	1	3	2 (1-1)
Jorge Mateo	-	-	-	-	-	1 (1-0)
Cedric Mullins	-	-	-	-	-	2 (1-1)
Ryan O’Hearn	-	-	-	-	-	-
Tyler O’Neill	1	2	-	1	4	-
Team Totals	1	6	-	2	9	5 (3-2)

2025 CATCHING BREAKDOWN							
	Errors		SB	Pick-offs			
Catcher	F-T-C	PB	CCS-ATT	1B-2B-3B	Inn.	ERA	W-L (GS)
Adley Rutschman	0-1-0	0	2-21	0-1-0	197.0	5.39	11-12
Gary Sánchez	0-0-0	1	0-2	1-0-0	77.0	5.03	2-7
Maverick Handley	0-0-0	0	0-0	0-0-0	4.0	2.25	0-0
Totals	0-1-0	1	2-23	1-1-0	278.0	5.29	13-19

SCORING BY INNING										
	1	2	3	4	5	6	7	8	9	Extras Totals
OPPONENTS	26	18	24	21	24	10	19	21	9	1 173
ORIOLES	16	18	17	9	10	13	18	20	2	0 123

ORIOLES WHO MADE THEIR MAJOR LEAGUE DEBUT IN 2025			
DATE	PLAYER	STATS	NOTES
4/29 vs. NYY	Maverick Handley	0-for-2, 2 K	Entered in 6 th
4/26 (G2) at DET	Grant Wolfram	0.1 IP, 1 H, 1 BB	Final out of 7 th
4/19 vs. CIN	Brandon Young	ND: 4.0+ IP, 7 H, 3 R, 3 ER, 3 BB, 3 K, HR	Game Started
3/30 at TOR	Tomoyuki Sugano	L: 4.0 IP, 4 H, 2 R, 2 ER, 2 BB, 1 K	Game Started

2025 SCHEDULE



	DATE	OPP.	W-L	SCORE	WP/LP/SV	REC	POS	GA/GB	ATT.
1	3/27	at TOR	W	12-2	Eflin/Berrios	1-0	T-1 st	+0.5	40,734
2	3/28	at TOR	L	8-2	Gausman/Morton	1-1	T-3 rd	-0.5	26,289
3	3/29	at TOR	W	9-5	Kremer/Lovelady	2-1	2 nd	-0.5	27,005
4	3/30	at TOR	L	3-1	Bassitt/Sugano/Hoffman	2-2	3 rd	-1.5	21,069
5	3/31	vs. BOS	W	8-5	Dominguez/Newcomb	3-2	3 rd	-1.0	45,002*
MARCH TOTALS: 3-2			TEAM ERA: 4.60		TEAM AVG: .305				
	4/1	OFF DAY				3-2	4 th	-1.0	
6	4/2	vs. BOS	L	3-0	Crochet/Eflin/Chapman	3-3	4 th	-1.5	18,146
7	4/3	vs. BOS	L	8-4	Kelly/Morton	3-4	T-4 th	-2.0	16,656
8	4/4	at KC	L	8-2	Lugo/Kremer	3-5	5 th	-2.5	14,196
9	4/5	at KC	W	8-1	Sugano/Wacha	4-5	5 th	-2.5	14,383
10	4/6	at KC	L	4-1	Bubic/Povich/Estévez	4-6	5 th	-2.5	19,098
11	4/7	at AZ	W	5-1	Eflin/Gallen	5-6	T-4 th	-1.5	20,333
12	4/8	at AZ	L	4-3	Kelly/Morton/Martinez	5-7	4 th	-2.0	23,843
13	4/9	at AZ	L	9-0	Pfaadt/Kremer	5-8	5 th	-2.5	22,411
	4/10	OFF DAY				5-8	5 th	-2.5	
	4/11	vs. TOR	**POSTPONED**		Rescheduled for 7/29 (DH)		5-8	5 th	-2.5
14	4/12	vs. TOR	W	5-4	Baker/Francis/Bautista	6-8	T-4 th	-2.0	22,130
15	4/13	vs. TOR	L	7-6	Hoffman/Bowman	6-9	5 th	-2.5	27,193
	4/14	OFF DAY				6-9	5 th	-2.5	
16	4/15	vs. CLE	L	6-3	Allen/Morton/Clase	6-10	5 th	-3.5	14,203
17	4/16	vs. CLE	W	9-1	Kremer/Williams	7-10	5 th	-3.5	13,964
18	4/17	vs. CLE	W	6-2	Sugano/Bibee	8-10	4 th	-3.5	16,201
19	4/18	vs. CIN	L	8-3	Abbott/Povich	8-11	4 th	-4.5	42,587*
20	4/19	vs. CIN	W	9-5	Dominguez/Greene/Bautista	9-11	4 th	-3.5	28,534
21	4/20	vs. CIN	L	24-2	Rogers/Morton/Wynne	9-12	4 th	-4.5	19,053
	4/21	OFF DAY				9-12	4 th	-4.0	
22	4/22	at WSH	L	7-0	Parker/Kremer	9-13	4 th	-4.0	29,504
23	4/23	at WSH	L	4-3	López/Soto/Finnegan	9-14	5 th	-5.0	22,246
24	4/24	at WSH	W	2-1	Povich/Gore/Bautista	10-14	5 th	-4.5	23,058
	4/25	at DET	**POSTPONED**		Rescheduled for 4/26 (DH)		10-14	5 th	-4.0
25	4/26-1	at DET	L	4-3	Mize/Young/Vest	10-15			28,509
26	4/26-2	at DET	L	6-2	Hurter/Morton	10-16	5 th	-5.0	21,422
27	4/27	at DET	L	7-0	Skubal/Kremer	10-17	5 th	-6.5	28,613
28	4/28	vs. NYY	W	4-3	Sugano/Warren/Bautista	11-17	5 th	-5.5	22,775
29	4/29	vs. NYY	L	15-3	Rodón/Gibson	11-18	5 th	-6.5	22,164
30	4/30	vs. NYY	W	5-4	Baker/Carrasco/Bautista	12-18	5 th	-5.5	22,381
APRIL TOTALS: 9-16			TEAM ERA: 5.64		TEAM AVG: .206				
	5/1	OFF DAY				12-18	5 th	-5.5	
31	5/2	vs. KC	W	3-0	Kremer/Wacha/Bautista	13-18	5 th	-5.5	26,364
32	5/3	vs. KC	L	4-0	Bubic/Sugano	13-19	5 th	-5.5	19,348
33	5/4	vs. KC	1:35 PM	MASN					
	5/5	OFF DAY							
34	5/6	at MIN	7:40 PM	MASN					
35	5/7	at MIN	7:40 PM	MASN					
36	5/8	at MIN	1:10 PM	MASN					
37	5/9	at LAA	9:38 PM	MASN					
38	5/10	at LAA	9:38 PM	MASN					
39	5/11	at LAA	4:07 PM	MASN2					
	5/12	OFF DAY							
40	5/13	vs. MIN	6:35 PM	MASN2					
41	5/14	vs. MIN	6:35 PM	MASN2					
42	5/15	vs. MIN	12:35 PM	MASN2					
43	5/16	vs. WSH	7:05 PM	MASN					
44	5/17	vs. WSH	4:05 PM	MASN FS1^					
45	5/18	vs. WSH	1:35 PM	MASN					
46	5/19	at MIL	7:40 PM	MASN					
47	5/20	at MIL	7:40 PM	MASN2					
48	5/21	at MIL	1:10 PM	MASN2					
49	5/22	at BOS	6:45 PM	MASN					
50	5/23	at BOS	7:10 PM	MASN					
51	5/24	at BOS	4:10 PM	MASN FS1^					
52	5/25	at BOS	1:35 PM	MASN					
53	5/26	vs. STL	3:05 PM	MASN					
54	5/27	vs. STL	6:35 PM	MASN					
55	5/28	vs. STL	6:35 PM	MASN					
	5/29	OFF DAY							
56	5/30	vs. CWS	7:05 PM	MASN					
57	5/31	vs. CWS	4:05 PM	MASN					
MAY TOTALS: 1-1			TEAM ERA: 2.00		TEAM AVG: .242				
58	6/1	vs. CWS	1:35 PM	MASN					
	6/2	OFF DAY							
59	6/3	at SEA	9:40 PM	MASN2					
60	6/4	at SEA	9:40 PM	MASN2					
61	6/5	at SEA	3:40 PM	MASN2					
62	6/6	at ATH	10:05 PM	MASN2					
63	6/7	at ATH	10:05 PM	MASN					
64	6/8	at ATH	4:05 PM	MASN2					
	6/9	OFF DAY							
65	6/10	vs. DET	6:35 PM	MASN2					
66	6/11	vs. DET	6:35 PM	MASN2					
67	6/12	vs. DET	6:35 PM	MASN2					
68	6/13	vs. LAA	7:05 PM	Apple TV+					
69	6/14	vs. LAA	4:05 PM	MASN					
70	6/15	vs. LAA	1:35 PM	MASN					
71	6/16	at TB	7:35 PM	MASN2					
72	6/17	at TB	7:35 PM	MASN2					
73	6/18	at TB	7:35 PM	MASN2					
74	6/19	at TB	7:35 PM	MASN2					
75	6/20	at NYY	7:05 PM	MASN					
76	6/21	at NYY	1:05 PM	MASN					
77	6/22	at NYY	11:35 AM	Roku					
78	6/23	vs. TEX	6:35 PM	MASN					
79	6/24	vs. TEX	6:35 PM	MASN					
80	6/25	vs. TEX	6:35 PM	MASN					
	6/26	OFF DAY							
81	6/27	vs. TB	7:05 PM	Apple TV+					
82	6/28	vs. TB	4:05 PM	MASN					
83	6/29	vs. TB	1:35 PM	MASN					
84	6/30	at TEX	8:05 PM	MASN					
JUNE TOTALS: 0-0			TEAM ERA: ---		TEAM AVG: ---				
85	7/1	at TEX	8:05 PM	MASN					
86	7/2	at TEX	8:05 PM	MASN					
	7/3	OFF DAY							
87	7/4	at ATL	7:15 PM	MASN					
88	7/5	at ATL	4:10 PM	MASN2					
89	7/6	at ATL	11:35 AM	Roku					
	7/7	OFF DAY							
90	7/8	vs. NYM	6:35 PM	MASN					
91	7/9	vs. NYM	7:05 PM	MASN					
92	7/10	vs. NYM	1:05 PM	MASN					
93	7/11	vs. MIA	7:05 PM	MASN					
94	7/12	vs. MIA	4:05 PM	MASN					
95	7/13	vs. MIA	1:35 PM	MASN					

	DATE	OPP.	W-L	SCORE	WP/LP/SV	REC	POS	GA/GB	ATT.
	7/14	Home Run Derby (Truist Park - Atlanta, GA)							
	7/15	MLB All-Star Game (Truist Park - Atlanta, GA)							
	7/16-17 All-Star Break								
96	7/18	at TB	7:35 PM	MASN2					
97	7/19	at TB	7:05 PM	MASN2					
98	7/20	at TB	12:10 PM	MASN2					
99	7/21	at CLE	6:40 PM	MASN2					
100	7/22	at CLE	6:40 PM	MASN2					
101	7/23	at CLE	6:40 PM	MASN2					
102	7/24	at CLE	1:10 PM	MASN					
103	7/25	vs. COL	7:05 PM	MASN					
104	7/26	vs. COL	7:05 PM	MASN					
105	7/27	vs. COL	1:35 PM	MASN					
106	7/28	vs. TOR	6:35 PM	MASN					
107	7/29-1	vs. TOR	12:35 PM	MASN					
108	7/29-2	vs. TOR	6:35 PM	MASN					
109	7/30	vs. TOR	12:35 PM	MASN					
JULY TOTALS:		0-0	TEAM ERA: ---		TEAM AVG: ---				
110	8/1	at CHC	2:20 PM	MASN2					
111	8/2	at CHC	2:20 PM	MASN2 FS1*					
112	8/3	at CHC	2:20 PM	MASN2					
113	8/4	at PHI	6:45 PM	MASN					
114	8/5	at PHI	6:45 PM	MASN					
115	8/6	at PHI	12:35 PM	MASN					
	8/7	OFF DAY							
116	8/8	vs. ATH	7:05 PM	MASN					
117	8/9	vs. ATH	7:05 PM	MASN					
118	8/10	vs. ATH	1:35 PM	MASN					
	8/11	OFF DAY							
119	8/12	vs. SEA	6:35 PM	MASN					
120	8/13	vs. SEA	6:35 PM	MASN					
121	8/14	vs. SEA	1:05 PM	MASN2					
122	8/15	at HOU	8:10 PM	MASN2					
123	8/16	at HOU	7:10 PM	MASN2					
124	8/17	at HOU	2:10 PM	MASN					
125	8/18	at BOS	7:10 PM	MASN					
126	8/19	at BOS	7:10 PM	MASN					
	8/20	OFF DAY							
127	8/21	vs. HOU	7:15 PM	FOX					
128	8/22	vs. HOU	7:05 PM	MASN					
129	8/23	vs. HOU	7:05 PM	MASN					
130	8/24	vs. HOU	1:35 PM	MASN					
131	8/25	vs. BOS	6:35 PM	MASN					
132	8/26	vs. BOS	6:35 PM	MASN					
133	8/27	vs. BOS	6:35 PM	MASN					
134	8/28	vs. BOS	1:05 PM	MASN					
135	8/29	at SF	10:15 PM	MASN2					
136	8/30	at SF	7:15 PM	FOX					
137	8/31	at SF	4:05 PM	MASN2					
AUGUST TOTALS:		0-0	TEAM ERA: ---		TEAM AVG: ---				
138	9/1	at SD	6:40 PM	MASN2					
139	9/2	at SD	9:40 PM	MASN2					
140	9/3	at SD	4:10 PM	MASN2					
	9/4	OFF DAY							
141	9/5	vs. LAD	7:05 PM	MASN					
142	9/6	vs. LAD	7:05 PM	MASN					
143	9/7	vs. LAD	1:35 PM	MASN					
	9/8	OFF DAY							
144	9/9	vs. PIT	6:35 PM	MASN					
145	9/10	vs. PIT	6:35 PM	MASN					
146	9/11	vs. PIT	1:05 PM	MASN					
147	9/12	at TOR	7:07 PM	MASN2					
148	9/13	at TOR	3:07 PM	MASN2					
149	9/14	at TOR	1:37 PM	MASN2					
150	9/15	at CWS	7:40 PM	MASN2					
151	9/16	at CWS	7:40 PM	MASN2					
152	9/17	at CWS	2:10 PM	MASN2					
153	9/18	vs. NYY	7:15 PM	FOX					
154	9/19	vs. NYY	7:05 PM	MASN					
155	9/20	vs. NYY	7:05 PM	MASN					
156	9/21	vs. NYY	1:35 PM	MASN					
	9/22	OFF DAY							
157	9/23	vs. TB	6:35 PM	MASN2					
158	9/24	vs. TB	6:35 PM	MASN2 FS1*					
159	9/25	vs. TB	1:05 PM	MASN					
160	9/26	at NYY	7:05 PM	MASN					
161	9/27	at NYY	1:05 PM	MASN					
162	9/28	at NYY	3:05 PM	MASN					
SEPTEMBER TOTALS:		0-0	TEAM ERA: ---		TEAM AVG: ---				

*Indicates home sellout


*Indicates out-of-market broadcast


Pitchers in CAPS indicates complete game


All times listed are Eastern


MASN and MASN2 games can also be streamed locally via [MASN+](#)

All games broadcast on the Orioles Radio Network and 98 Rock 97.9 FM/HD2 & WBAL NewsRadio 1090 AM/101.5 FM









DELAYS & POSTPONEMENTS

DATE	OPPONENT (Reason)	TIME (Delay)	RESULT
5/3	vs. KC (rain)	0:57 (top 2 nd)	L, 4-0
4/25	at DET (inclement weather)	Postponed	Rescheduled for a DH on 4/26
4/11	vs. TOR (rain)	Postponed	Rescheduled for DH on 7/29

TOTAL TIME OF DELAYS: 0:57 (21:58 in 2024)

COLDEST GAME TIME TEMPERATURE: 45 degrees, April 5 at Kansas City (W, 8-1)

WARMEST GAME TIME TEMPERATURE: 85 degrees, April 8 at Arizona (L, 4-3)