

BALTIMORE ORIOLES (75-84) at NEW YORK YANKEES (91-68)

LHP Trevor Rogers (9-2, 1.35) vs. RHP Will Warren (8-8, 4.35)

Friday, September 26, 2025 • 7:05 p.m. ET • Yankee Stadium • Bronx, NY

TV: MASN • Radio: 98 Rock 97.9 FM/HD2 & WBAL NewsRadio 1090 AM/101.5 FM

Game No. 160

Road Game No. 79

O's AT A GLANCE	
Overall	75-84
Home	39-42
Road	36-42
Day	35-33
Night	40-51
Current Streak	W1
Last 5 Games	2-3
Last 10 Games	6-4
March	3-2
April	9-16
May	9-18
June	16-11
July	13-12
August	11-17
September	14-8
vs. LHSP	22-25
vs. RHSP	53-59
Series Opener	26-25
Series Opener at Home	15-11
Series Opener on Road	11-14
By Series	19-28-4
By Home Series	12-13-1
By Road Series	7-15-3
Rubber Games	9-15
Sweeps/Were Swept	8-6
Scored First	50-27
Opponent Scored First	25-57
1-run games	27-23
Comeback Wins	32-38
Last AB Wins	12-17
Walkoff Wins	6-4
Extra Innings	6-6
Led After 6	58-9
Led After 7	63-10
Led After 8	69-3
Tied After 6	9-11
Tied After 7	6-8
Tied After 8	5-7
Behind After 6	8-64
Behind After 7	6-66
Behind After 8	1-74
vs. AL Teams	51-60
vs. AL East	22-27
vs. AL Central	12-19
vs. AL West	17-14
vs. NL Teams	24-24
vs. NL East	8-10
vs. NL Central	7-8
vs. NL West	9-6
Hit 0 HR	13-39
Hit 1+ HR	62-45
Hit 2+ HR	30-18
Scored 3 or Fewer Runs	18-61
Scored 4 or More Runs	57-23
Allowed 3 or Fewer Runs	59-8
Allowed 4 or More Runs	16-76
More Hits than Opponent	49-13
Fewer Hits than Opponent	23-67
Committed No Errors	55-41
Committed 1 or More Errors	20-43
Starter Goes at least 5 inn	63-44
Starter Goes at least 6 inn	41-18
Starter Goes at least 7 inn	17-5

ORIOLESPRESSBOX.COM

The 2025 Baltimore Orioles Media Guide, as well as the latest game notes, rosters, press releases, and other team information, can be found at [oriolespressbox.com](#).

BIRDLAND BITES: The Orioles complete the 2025 season this weekend with three games at Yankee Stadium beginning tonight...Baltimore wrapped up its home schedule yesterday with a walk-off win in the series and season-series-deciding game against Tampa Bay...The O's have won three consecutive season series over the Rays for the first time since 2014-16.

👉 The Birds finished 39-42 (.481) at Camden Yards...After opening the home schedule 9-17 (.346) through May 28, the Orioles went 30-25 (.545) at Oriole Park.

👉 **Dylan Beavers** hit the first pitch of the ninth inning for a walk-off home run, his second career walk-off joining September 10 vs. Pittsburgh (10th inn., 1B)...He joins **Samuel Basallo** (9/5 vs. LAD) as Orioles with walk-off blasts this season...Both Basallo and Beavers have recorded multiple walk-off RBI this year, marking the first time in O's history (since 1954) that two rookies have tallied 2+ RBI walk-offs in the same season, per the *Elias Sports Bureau*...Two other teams have had this happen in 2025: Milwaukee (Collins & Durbin) and Athletics (Kurtz & Wilson).

👉 Marks the ninth time the O's have ended the home schedule on a walk off, joining September 28, 2011 vs. Boston (**Robert Andino** 1B), October 4, 2009 vs. Toronto (**Michael Aubrey** 1B), October 3, 1990 vs. Toronto (**Mickey Tettleton** HR), September 29, 1974 vs. Milwaukee (**Boog Powell** BB), October 1, 1970 vs. Washington (**Davey Johnson** 1B), October 1, 1969 vs. Detroit (**Mark Belanger** 1B), October 3, 1964 vs. Detroit (**Sam Bowers** BB), and September 30, 1961 vs. Chicago-AL (**Barry Shetrone** 1B).

👉 Baltimore walked off opponents six times this season, all since August 13, with five of those since September 5...Four of the six have come from rookies (Basallo & Beavers), with another from 21-year-old **Jackson Holliday**.

👉 The O's are 56-48 (.538) since May 30, tied with the Guardians and Yankees for the fourth-best winning percentage in the AL during that period behind the Blue Jays (.612, 63-40), Red Sox (.594, 60-41), and Mariners (.577, 60-44).

MR. ROGERS' NEIGHBORHOOD: **Trevor Rogers** has allowed two runs or fewer in a career-high 15 consecutive starts, the longest such stretch by an Orioles starter in team history (since 1954) and the longest by a major league starter this season...The last starter (non-opener) to post a longer streak of two or fewer runs is LAD's Julio Urias (17 G) from July 16, 2022-April 10, 2023.

👉 He has now allowed 16 earned runs in 17 starts this season...Among pitchers with at least 15 starts and 50.0 innings pitched (to exclude openers), Rogers is looking to become the third pitcher since 1913 (when ER were tracked in both leagues) to finish with fewer earned runs than starts, joining TEX's Jacob deGrom in 2021 (15 GS, 11 ER) and BOS' Dutch Leonard in 1914 (25 GS, 24 ER), per the *Elias Sports Bureau*.

👉 He was named the 2025 Louis M. Hatter Most Valuable Oriole, an honor voted on by members of the Baltimore media who cover the team on a regular basis.

RUN AND GUNN: **Gunnar Henderson** is one stolen base shy of his first 30-steal season...He was thrown out in the first inning trying to steal third base yesterday after swiping a career-high 15 consecutive attempts since August 4 entering the game.

👉 Having already recorded a team-leading 33 doubles, Henderson can become the sixth Oriole (10th occurrence) in franchise history (since 1954) to record 30+ doubles and 30+ steals in a season, joining **Cedric Mullins** (2021-22), **Jonathan Villar** (2019), **Nate McLouth** (2013), **Brian Roberts** (2006-09), and **Delino DeShields** (2000).

👉 Entering play today, eight players in MLB have 30+ doubles and 30+ steals: WSH's CJ Abrams, AZ's Corbin Carroll, CHC's Pete Crow-Armstrong, CIN's Elly De La Cruz, NYM's Francisco Lindor, CLE's José Ramirez, PHI's Trea Turner, and KC's Bobby Witt Jr.

HOLLIDAY SEASON: **Jackson Holliday** paces the Birds with 17 home runs, one ahead of **Colton Cowser** and **Gunnar Henderson** (both 16 HR)...The only Oriole under 22 years old to finish the season leading the club in homers is **Eddie Murray** (27 HR, 1977).

👉 Holliday can join **Bobby Grich** (19 HR, 1974) as the only Oriole second basemen in franchise history (since 1954) to lead the team in home runs.

👉 Holliday's 17 long balls are the fifth most by an Oriole in their age-21 season or younger (as of age of July 1 of season) in team history (since 1954), trailing **Cal Ripken, Jr.** (28 HR, 1982), **Eddie Murray** (27 HR, 1977), **Boog Powell** (25 HR, 1963), and **Curt Blefary** (22 HR, 1965), per *Stats Perform*.

👉 Baltimore has not had a player fail to reach the 20 home run mark since 2001, when **Jay Gibbons** and **Chris Richard** each paced the club with 15 homers apiece...Only five teams in Orioles history (since 1954) have not had a player hit 20+ homers ('01, '74, '57, '55, '54).

LEAVE IT TO BEAVERS: **Dylan Beavers** has reached base safely in 26 of his first 32 career games since August 16...His 24 walks during that time are tied for seventh most in the AL.

👉 His 24 walks are tied with **Glenn Gulliver** (1982) for the most in O's history (since 1954) through a player's first 32 career games...Gulliver also holds the record through 33 games with 25 free passes.

👉 He has reached base safely 49 times (25 H, 24 BB) to begin his career, becoming the third Oriole in franchise history to reach safely 49+ times through their first 32 career games along with **Billy Ripken** (54 TOB, 1987), and **Curtis Goodwin** (53 TOB, 1995).

👉 Since making his debut, he's averaging 4.43 pitches per plate appearance, the sixth-highest mark in the majors among qualified hitters.

IT TAKES A VILLAGE: Baltimore has used 70 different players this season to tie the major league record set by the 2024 Marlins, while the Braves have also used 70 players this season...The previous O's record was set in 2021 with 62.

👉 The O's have used 41 different pitchers this year (including position players), second most in a season in franchise history (since 1954) behind the 2021 Orioles (42)...The AL record for most pitchers used in a season is 42, shared by the 2021 Orioles and 2019 Mariners.

👉 The Orioles have had 34 different position players appear in a game, the most by a major league team since 2022 (37, SF; 34, LAA, OAK, PIT) and tied for the most in a season in franchise history with 1955.

👉 The Orioles have had 23 players hit a home run for the team, breaking the team record (since 1954)...That's the most players to homer by one MLB team since the 2024 Giants (also 23).

👉 Baltimore has had 19 players steal a base, breaking the O's record.

👉 The Birds have used seven different players at catcher, setting the franchise record...The last MLB club to use at least seven catchers in a single season was the 2023 Cleveland Guardians (also 7)...The 2022 Pirates are the last team to use eight.

YANKEE DOODLES: Baltimore is 4-6 against the Yankees this season, but have dropped five of the last six meetings between the teams since June 21...The O's would need to sweep the Yankees in this series to secure a season series victory for the third straight year...That has not happened since 2014-16.

👉 **Ryan Mountcastle** missed the series between the teams in the Bronx from June 20-22...He's hit safely in 12 consecutive games at Yankee Stadium, tied for the longest hitting streak by an Oriole on the road against the Yankees in team history (since 1954) with **Gunnar Henderson** (5/23/23-9/25/24).

O's vs. YANKEES		
Current Streak		L2
2025 Record		4-6
at Oriole Park at Camden Yards		3-3
at Yankee Stadium		1-3
All-Time (since 1954)		528-654
at Home		276-316
on Road		252-338
2025 Schedule		
Date	Score	Win/Loss/Save
4/28	W, 4-3	Sugano/Warren/Bautista
4/29	L, 15-3	Rodón/ Gibson
4/30	W, 5-4	Baker/Carrasco/Bautista
6/20	W, 5-3	Blewett/Weaver/Bautista
6/21	L, 9-0	Schmidt/Eflin
6/22	L, 4-2	Cruz/Baker/Williams
9/18	L, 7-0	Fried/Povich
9/19	W, 4-2	Rogers/Warren/Akin
9/20	L, 6-1	Rodón/Sugano
9/21	L, 7-1 (10)	Bednar/Strowd
9/26		7:05 p.m. ET
9/27		1:05 p.m. ET
9/28		3:05 p.m. ET
Indicates Home		

O's ON THE ROAD	
Record	36-42
Team AVG/OBP/SLG	.231/.302/.372
Fielding Errors	50
Team ERA	4.62 (345 ER/672.2 IP)
Starters ERA	4.42 (196 ER/399.0 IP)
Bullpen ERA	4.90 (149 ER/273.2 IP)
Saves/Opps	20/30
Best Road Trip	.800 (4-1), 8/15-19
Worst Road Trip	.167 (1-5), 4/22-27

OPENING STATEMENTS	
Best Starting Pitcher ERA, Since September 1	
1. Los Angeles Dodgers	2.225 ERA
2. Cleveland Guardians	2.234 ERA
3. Arizona Diamondbacks	3.00 ERA
4. New York Yankees	3.14 ERA
5. Baltimore Orioles	3.15 ERA

RUNNING WILD	
Most Steals, Since August 23	
1. Juan Soto (NYM)	16
2. Corbin Carroll (AZ)	15
3. Gunnar Henderson (BAL)	13
4. Royce Lewis (MIN)	10
5. Three players tied	9

UPCOMING MILESTONES	
Jackson Holliday	3 R shy of 100
Ryan Mountcastle	2 HR shy of 100
Tyler O'Neill	5 H shy of 500
Jordan Westburg	3 XBH shy of 100

THIS DATE IN O'S HISTORY	
September 26, 1961 - Roger Maris hits his 60 th home run of the season off the O's Jack Fisher at Yankee Stadium in a 3-2 Orioles defeat.	
September 26, 1971 - In his final start of the year, Jim Palmer tosses a shutout at Cleveland, 5-0...The victory is his 20 th to join teammates Dave McNally, Mike Cuellar and Pat Dobson as a 20-game winner. The Orioles and 1920 White Sox are the only teams with four 20-game winning pitchers in one season.	

UPCOMING SCHEDULE					
DATE	OPPONENT	TIME	ORIOLES STARTER	OPPONENT STARTER	TV
September 27	at New York-AL	1:05 p.m. ET	RHP Tomoyuki Sugano (10-9, 4.54)	RHP Cam Schlichter (3-3, 3.27)	MASN
September 28	at New York-AL	3:05 p.m. ET	RHP Kyle Bradish (1-1, 2.25)	RHP Luis Gil (4-1, 3.29)	MASN
End of regular season					
MASN and MASN2 games can also be streamed locally via MASN+ ...All games broadcast on the Orioles Radio Network and 98 Rock 97.9 FM/HD2 & WBAL NewsRadio 1090 AM/101.5 FM					

#28 TREVOR ROGERS LHP



9-2, 1.35 ERA
HT: 6-5 WT: 215
DOB: 11/13/97 Age: 27
Bats: L Throws: L

PITCH TYPE (2025)	USAGE	AVG. VELOCITY
Fastball	40.7%	93.1 mph
Changeup	24.9%	86.3 mph
Sinker	15.0%	92.8 mph
Slider	11.9%	81.3 mph
Sweeper.....	7.5%	78.2 mph

QUICK HITS: Set to make his 18th start of the season and his 22nd as an Oriole...The O's are 13-4 in his starts this year...Appointed from Triple-A Norfolk as the Orioles' 27th man for the doubleheader on May 24 (G2) at Boston and recalled from Norfolk on June 18...Placed on the 15-day Injured List on March 27 (retroactive to March 24) with right knee subluxations...On May 11, was reinstated from the IL and optioned to Norfolk...Acquired by the Orioles from the Marlins in exchange for **INF/OF Connor Norby** and **OF Kyle Stowers** on July 30, 2024...Selected by the Marlins with the No. 13 overall pick in the 2017 First-Year Player Draft out of Carlsbad (NM) High School.

LAST TIME OUT: Earned the win on September 19 vs. New York-AL after working 6.0 scoreless innings, allowing one hit, two walks, and one hit batter with seven strikeouts...Tossed 5.0 no-hit innings before surrendering a leadoff single to Austin Wells in the sixth...Threw a season-high 106 pitches, 68 strikes.
🍷 Generated a season-high 17 whiffs.
🍷 Has made a career-high five scoreless starts this season (last: 7/26 vs. COL).

NEW YORK, NEW YORK: Set to make his fourth career start and second straight against the Yankees, pitching to a 1.42 ERA (2 ER/12.2 IP) through his three prior outings...His career 2.46 ERA (22 ER/80.1 IP) against the AL East is his lowest mark against any single division.

LET'S GO STREAKING: Has allowed two runs or fewer in a career-high 15 straight games, the longest such stretch by an Oriole starter in franchise history (since 1954) and the longest by an MLB starter (excl. openers) in a single season since SEA's Félix Hernández (17 GS, 5/18-8/16/14).
🍷 Completed 6.0+ innings in a career-high 10 straight starts from July 6-August 30, the longest streak by an Oriole since **Corbin Burnes** (17 GS, 4/26-7/30/24).
🍷 His 10-start streak from July 6-August 30 of 6.0+ innings and two or fewer runs allowed set the franchise record for the longest streak by an Oriole starter in club history.

MR. ROGERS' NEIGHBORHOOD: Rogers was voted the winner of the 2025 Most Valuable Oriole Award by members of the local media, joining **Randy Myers** (1997), **Mike Cuellar** (1974), and **Dave McNally** (1968) as the only left-handed pitchers in franchise history (since 1954) to be named Most Valuable Oriole...He is the first pitcher to earn the honor since **Rodrigo Lopez** (2002).
🍷 Rogers leads the Orioles with 6.0 bWAR, which also ranks sixth among all major league pitchers and fourth among AL pitchers.
🍷 Was named AL Pitcher of the Month for August after going 4-1 with a 1.29 ERA (6 ER/42.0 IP) through six starts...Became the first Oriole in franchise history (since 1954) to make at least five starts and allow one or zero runs in each of the outings in a single month.

OFF AND RUNNING: Rogers' 1.35 ERA is the lowest by an Oriole through his first 17 starts of a season in franchise history (since 1954), surpassing **Jim Palmer** (1.56 ERA, 1975)...The lowest mark through 18 starts is held by **Milt Pappas** in 1965 (1.77 ERA).
🍷 The 1.35 mark is the lowest ERA through a major league starter's first 17 games of the season since CLE's Gaylord Perry in 1974 (1.27 ERA)...NYM's Jacob DeGrom held a 1.08 ERA (11 ER/92.0 IP) in 2021, but only made 15 total starts that year.
🍷 His ERA, opponent average (.178), on-base percentage (.234), slugging percentage (.239), and OPS (.473) on the year lead all major league pitchers (min. 100.0 IP).

LIMITING THE LONG BALL: Since the beginning of the 2021 season, Rogers has allowed 0.74 home runs per nine innings, the fifth-lowest mark among all MLB starters during that stretch (min. 450.0 IP).
🍷 Has allowed one or zero home runs in 47 of his last 48 starts since September 12, 2022 (2 HR, 5/4/24 at OAK).
🍷 Rogers' 0.25 home runs per nine innings on the year would tie with **Bill Wight** (1957) and **Bob Turley** (1954) for the lowest mark by an Oriole starter in franchise history (min. 100.0 IP).

TWO STRIKES, TWO OUTS: Opponents are hitting .115 (24-for-209) with a .311 OPS in two-strike counts and .133 (15-for-113) with a .365 OPS with two outs off Rogers...His .311 opponent OPS with two strikes (min. 200 BF) and his .365 opponent OPS with two outs (min. 115 BF) both lead all major league pitchers.

2025 & CAREER SPLITS

2025							CAREER						
	W-L	ERA	G/S	IP	ER		W-L	ERA	G/S	IP	ER		
Home	4-1	0.96	7/7	47.0	5		10-19	4.03	46/46	232.1	104		
Road	5-1	1.66	10/10	59.2	11		14-17	3.51	55/55	284.2	111		
Day	5-2	1.33	7/7	47.1	7		10-14	3.30	41/41	215.1	79		
Night	4-0	1.37	10/10	59.1	9		14-22	4.06	60/60	301.2	136		
	AVG	AB	H	HR	BB	K	AVG	AB	H	HR	BB	K	
vs. Left	.162	68	11	0	4	23	.241	439	106	3	58	138	
vs. Right	.182	308	56	3	22	77	.244	1524	372	42	134	380	
TOTALS	.178	376	67	3	26	100	.244	1963	478	45	192	518	

RUN SUPPORT (as starter in '25)

0 Runs	4
1 Run	1
2 Runs	1
3 Runs	4
4 Runs	1
5 Runs	2
6 Runs	1
7 Runs	--
8 Runs	1
9 Runs	--
10+ Runs.....	2
Total	71
RS/9.....	5.99

RUNS ALLOWED BY INNING IN 2025

1 st	1
2 nd	1
3 rd	6
4 th	1
5 th	3
6 th	2
7 th	3
8 th	0
9 th	--
Total	17

MISCELLANEOUS 2025 STATS

WHIP	0.87
K/9	8.44
BB/9	2.19
QS	13
#P/IP	14.8
Opponents	
AVG178
OBP234
SLG239
OPS473

2025 HIGHS

Innings: 8.0, 2x, last: 8/1 at CHC
Hits: 8, 2x, last: 9/6 vs. LAD
Runs: 3, 6/18 at TB
Earned Runs: 3, 6/18 at TB
Strikeouts: 9, 8/24 vs. HOU
Walks: 4, 9/12 at TOR
Home Runs: 1, 3x, last: 8/30 at SF
Winning Streak: 5, 8/6-pres.
Losing Streak: --
Shortest Start: 2.1, 6/18 at TB
Pitches Thrown: 106, 9/19 vs. NYY
Low-Hit CG: 4, 8/1 at CHC

CAREER HIGHS

Innings: 8.0, 2x, last: 8/1/25 at CHC
Hits: 9, 3x, last: 5/10/24 vs. PHI
Runs: 9, 9/11/20 (G1) vs. PHI
Earned Runs: 8, 2x, last: 5/4/24 at OAK
Strikeouts: 10, 3x, last: 9/21/21 vs. WSH
Walks: 6, 6/14/22 at PHI
Home Runs: 3, 2x, last: 5/20/22 vs. ATL
Winning Streak: 5, 8/6/25-pres.
Losing Streak: 8, 6/15/21-4/22/22
Shortest Start: 1.0, 9/17/22 at WSH
Pitches Thrown: 107, 7/9/24 at HOU
Low-Hit CG: 4, 8/1/25 at CHC

ROGERS vs. NYY

PLAYER	AVG	AB	H	HR	RBI
Bellinger	.000	3	0	0	0
Caballero	.250	4	1	0	0
Chisholm Jr.	.000	2	0	0	0
Dominguez	—	—	—	—	—
Goldschmidt	.125	8	1	0	1
Grisham	.000	2	0	0	0
Judge	.000	6	0	0	0
McMahon	.500	4	2	0	3
Rice	—	—	—	—	—
Rosario	.200	5	1	0	0
Slater	.000	10	0	0	0
Stanton	.333	3	1	0	0
Volpe	.000	2	0	0	0
Wells	1.000	1	1	0	0

WARREN vs. BAL

PLAYER	AVG	AB	H	HR	RBI
Basallo	.500	2	1	0	0
Beavers	.000	2	0	0	0
Carlson	.667	3	2	0	0
Cowser	.400	5	2	0	1
Henderson	.500	4	2	0	0
Holliday	.250	8	2	0	0
A. Jackson	—	—	—	—	—
J. Jackson	.000	2	0	0	0
Mateo	—	—	—	—	—
Mayo	.000	2	0	0	0
Mountcastle	.250	4	1	1	2
O'Neill	—	—	—	—	—
Rutschman	.000	1	0	0	0
Westburg	.000	3	0	0	0

ROGERS' 2025 STARTS

DATE	OPP	SCORE	WHEN LEFT	DEC	IP	H	R	ER	BB	K	HR	PIT	STR	
5/24 (G2)	at BOS	2-1	0-0	ND	6.1	2	0	0	0	5	0	87	56	
6/18	at TB	8-12	8-3	ND	2.1	5	3	3	3	4	0	71	43	
6/23	vs. TEX	6-0	6-0	W	8.0	3	0	0	0	4	0	101	72	
6/30	at TEX	10-6	3-2	ND	5.1	3	2	2	3	5	1	91	52	
7/6	at ATL	2-1	2-0	W	6.2	4	0	0	2	6	0	88	60	
7/12	vs. MIA	0-6	0-0	L	6.2	2	1	1	2	8	0	99	68	
7/20	at TB	5-3	5-2	W	6.0	5	2	2	2	3	1	91	63	
7/26	vs. COL	18-0	8-0	W	7.0	1	0	0	1	5	0	96	65	
8/1	at CHC	0-1	0-1	L	8.0 (CG)	4	1	1	0	8	0	88	68	
8/6	at PHI	5-1	5-1	W	6.0	8	1	1	2	6	0	104	73	
8/13	vs. SEA	3-2	2-1	ND	7.0	4	1	1	0	6	0	95	72	
8/18	at BOS	6-3	4-1	W	7.0	4	1	1	1	7	0	98	72	
8/24	vs. HOU	3-2	3-1	W	7.0	5	1	1	3	9	0	93	59	
8/30	at SF	11-1	11-1	W	7.0	5	1	1	0	5	1	92	66	
9/6	vs. LAD	4-3	0-2	ND	5.1	8	2	2	1	6	0	96	71	
9/12	at TOR	1-6	1-1	ND	5.0	3	1	0	4	6	0	79	50	
9/19	vs. NYY	4-2	3-0	W	6.0	1	0	0	2	7	0	106	68	
TOTALS					9-2	106.2	67	17	16	26	100	3	1575	1078 (67.8%)

TOMORROW'S STARTER: RHP TOMOYUKI SUGANO (10-9, 4.54)

LAST TIME OUT: Was dealt the loss on September 20 vs. New York-AL after allowing four runs on six hits (2 HR), one walk, and one hit batter with three strikeouts in a career-low-tying 3.0 innings (2x, last: 9/7 vs. LAD)...Has surrendered at least one home run in a career-high five straight games.

vs. NEW YORK-AL: Set to make his fourth career start and second straight against the Yankees, going 1-1 with a 5.40 ERA (7 ER/11.2 IP) through his three prior outings...Made his sole career start at Yankee Stadium on June 20, allowing three runs on seven hits (1 HR) and three walks (1 IBB) with four strikeouts in 3.2 innings...Set an initial career high with eight strikeouts in his first meeting against New York-AL on April 28 at Oriole Park (W, 5.0 IP, 5 H, 0 R, 1 BB, 1 HB, 8 K).



PITCHER	LAST OUTING	DEC.	IP	H	R	ER	BB	K	RETIRED/1 ST BF	IR/SCORED	SV/OPP	INNINGS-HIGH	STRIKEOUTS-HIGH
Akin	9/25 vs. TB	W	1.0	0	0	0	0	0	41/60	37/8	8/14	2.0 (5x, last: 9/3 at SD)	3 (3x, last: 8/24 vs. HOU)
Cano	9/24 vs. TB	ND	1.1	0	0	0	0	1	40/64	21/10	2/7	1.2 (9/20 vs. NYY)	3 (2x, last: 6/21 at NYY)
Castillo	9/24 vs. TB	ND	1.2	2	2	1	0	0	13/28	16/3	-/-	2.0 (3x, last: 8/29 vs. MIA)	3 (4x, last: 9/20 vs. NYY)
Enns	9/24 vs. TB	ND	2.0	2	1	0	0	3	13/21	6/2	2/2	3.0 (2x, last: 9/15 at CWS)	5 (8/6 at PHI)
Garcia	9/25 vs. TB	ND	1.0	3	0	0	0	2	17/27	13/3	-/-	2.2 (2x, last: 7/18 at ATL)	4 (7/28 at SD)
Hiraldo	9/25 vs. TB	ND	0.1	2	0	0	0	1	11/17	8/5	0/1	2.0 (7/29 [G2] vs. TOR)	2 (4x, last: 9/23 vs. TB)
Selby	9/23 vs. TB	ND	1.0	0	0	0	0	0	8/10	5/1	-/-	2.0 (6/16 at TB)	5 (6/16 at TB)
Strowd	9/25 vs. TB	ND	1.0	0	0	0	0	2	18/24	6/0	-/-	2.0 (2x, last: 8/28 vs. BOS)	3 (9/21 vs. NYY)
2025 TOTALS	4.56 ERA	26-32	590.1	572	337	299	268	618	365/532	211/57	38/58	7.0 (Kremer, 6/12 vs. DET)	10 (Povlich, 8/16 at HOU)

45 • KEEGAN AKIN • LHP

5-4 • 8 SV • 3.47 ERA • 63 G (3 GS)

WHIP: 1.36

K/9: 8.52

BB/9: 4.48

vs. ALL: .235 (54-for-230)

vs. LHB: .290 (27-for-93)

vs. RHB: .197 (27-for-137)

⚡ Earned his fifth win of the season on 9/25 vs. TB after spinning 1.0 perfect inning...
Has not allowed a walk in any of his last five games since 9/16 after allowing five walks in his previous four games from 9/7-13

⚡ Converted three saves in as many appearances from 9/16-19 for the first time in his career...Has converted all five save opportunities this month after blowing three of four from 8/10-27

⚡ Secured his career-high 16th hold of the season on 9/13 at TOR...Only recorded 12 holds through his first 142 career relief appearances from 2020-24

⚡ His 21.6 percent inherited runner scored rate (8 IRS, 37 IR) ranks seventh in MLB...
Has allowed seven of those to score (13 IR) since 8/13

⚡ Has issued 13 walks in 24 appearances since returning from the IL on 7/29 after walking 10 batters in the previous 24 games from 5/4-6/30

⚡ Opponents are 7-for-68 (.103) with 18 strikeouts against his changeup and 15-for-64 (.234) with three home runs against his slider, compared to 32-for-98 (.327) with six homers off his fastball, his most-utilized offering (51.2%)

⚡ His 38.7 percent groundball rate is his highest since 2022 (50.0%, career high)

⚡ Owns a 1.91 ERA (6 ER/28.1 IP) in 28 road games (2 GS) compared to a 4.76 ERA (18 ER/34.0 IP) in 35 games (1 GS) at Oriole Park

78 • YENNIER CANO • RHP

3-7 • 2 SV • 4.89 ERA • 64 G

WHIP: 1.42

K/9: 8.21

BB/9: 3.63

vs. ALL: .274 (58-for-212)

vs. LHB: .318 (28-for-88)

vs. RHB: .242 (30-for-124)

⚡ Tossed 1.1 perfect innings with one strikeout on 9/24 vs. TB...Marked his first perfect outing since 9/7 vs. LAD (1.0 IP) and his longest of at least four outs since 6/3/24 at TOR (1.1 IP)

⚡ Has allowed an earned run in three of his last six outings (3 ER/5.1 IP) since 9/9 after not allowing any in six outings from 8/26-9/7

⚡ Has a 3.00 ERA (5 ER/15.0 IP) in 16 games since 8/16...Posted an 8.00 ERA (16 ER/18.0 IP) in his previous 19 games from 6/18-8/13

⚡ His seven losses are the most by an O's reliever since 2019 (9 L, Paul Fry)

⚡ Held a six-game scoreless appearance streak from 8/26-9/7 (6.1 IP), tied for his second-longest stretch of the year (also 6/4-15, 5.0 IP)

⚡ Is 2-3 with a 3.51 ERA (10 ER/25.2 IP) in 29 away games this season compared to 1-4 with a 6.03 ERA (21 ER/31.1 IP) in 35 home games

⚡ Opponents are batting .274 (20-for-73) against him with no outs and .367 (11-for-30) with runners in scoring position and two outs

⚡ Has limited opponents to a .228 (21-for-92) clip with 17 strikeouts against his sinker

⚡ Is holding opposing hitters to a .176 average (12-for-68) and .403 OPS when ahead in the count compared to .455 (25-for-55) and 1.360 OPS when behind

66 • JOSÉ CASTILLO • LHP

2-2 • 4.20 ERA • 28 G

WHIP: 1.73

K/9: 8.70

BB/9: 3.90

vs. ALL: .320 (39-for-122)

vs. LHB: .370 (20-for-54)

vs. RHB: .279 (19-for-68)

⚡ Allowed two runs (1 ER) on two hits (1 HR) in 1.2 innings on 9/24 vs. TB...Surrendered a solo home run to Jake Mangum, his first surrendered since 5/11 vs. LAD (22 G)

⚡ Lefties are 4-for-13 against him since joining the O's

⚡ Recorded three strikeouts in consecutive games from 9/18-20

⚡ Sixteen of his 29 strikeouts this season have been with his slider, his most-utilized offering (44.8%)

⚡ Made his Orioles debut on 9/18 vs. NYY, tossing 1.2 scoreless innings on one hit with a season-high-tying three strikeouts...Stranded an inherited runner...Activated on 9/16 after being claimed off waivers from the Mariners on 9/15...Was designated for assignment by Seattle on 9/12

⚡ Has also pitched for AZ (5 G), NYM (16 G), and SEA (3 G) this season...Made 40 relief appearances with SD from 2018-23

⚡ Originally signed as an international free agent by TB on 7/7/12

71 • DIETRICH ENNS • LHP

3-3 • 2 SV • 4.08 ERA • 24 G (3 GS)

WHIP: 1.40

K/9: 9.52

BB/9: 2.91

vs. ALL: .273 (50-for-183)

vs. LHB: .353 (24-for-68)

vs. RHB: .226 (26-for-115)

⚡ Surrendered one unearned run on two hits with three strikeouts on 9/24 vs. TB

⚡ Has allowed at least one run in 10 of 17 appearances (13 R/10 ER) since joining the Orioles

⚡ Has given up four homers in 10 games since 8/23 after not allowing one in his previous 12 games from 7/9-8/18

⚡ His three wins are a career high

⚡ His 4.4 percent barrel rate ranks in the 95th percentile of MLB, while his 32.7 percent chase rate ranks in the top nine percent

⚡ Recorded his second save of the year on 9/15 at CWS after working a season-high-tying 3.0 perfect innings of relief (2x, last: 7/9 vs. TB) with four strikeouts

⚡ Made six consecutive relief outings of more than one inning from 8/23-9/15, tied for the longest stretch by an Oriole this year (Scott Blewett, 4/15-6/20)

⚡ Since making his O's debut on 8/3, his eight relief outings of 2.0+ innings are tied for third most in MLB behind CWS' Mike Vasil and PIT's Carmen Mlodzinski (both 9 G)

⚡ Threw 2.0+ innings in five consecutive appearances (1 GS) from 8/23-9/9, the longest stretch of his career

⚡ Has completed more than 1.0 inning in 14 of his 21 relief outings this year

50 • RICO GARCIA • RHP

0-1 • 3.00 ERA • 28 G (1 GS)

WHIP: 1.21

K/9: 9.82

BB/9: 2.73

vs. ALL: .238 (30-for-126)

vs. LHB: .190 (11-for-58)

vs. RHB: .279 (19-for-68)

⚡ Tossed 1.0 scoreless inning on three hits with two strikeouts on 9/25 vs. TB...
Surrendered three consecutive singles to open the inning before retiring the next three batters...Has faced 10 batters with the bases loaded this season and has not allowed a single hit, trailing only CLE's Cade Smith (11 BF) for the most batters faced without a hit allowed in bases loaded situations

⚡ Secured his 10th hold of the year on 9/19 vs. NYY...Nine of his 10 holds this year have come in 16 games since 8/19

⚡ Holding left-handed batters to a .162 average (6-for-37) since the start of August compared to a .395 average (17-for-43) against right-handed hitters

⚡ Has inherited the based loaded with no outs twice and did not yield a run either time (8/19 at BOS & 9/2 at SD)...Opponents are 0-for-10 with one RBI with the bases loaded against him this year

⚡ Claimed off waivers from the Mets on 8/5 after being designated for assignment on 8/3...Also pitched in six games for the O's in 2022

⚡ Opponents are hitting .391 (9-for-23) against his curveball despite owning a .264 xBA on the offering...Opponents are also slugging .435 against the pitch, despite holding an xSLG of .320...Hitters are 21-for-103 (.204) against his three other pitches combined (four-seam fastball, changeup, slider)

⚡ Owns career highs in strikeout rate (26.3%) and groundball rate (47.3%) while posting a career-low 7.3 percent walk rate

⚡ Has also pitched this season for the Mets (8 G) and Yankees (1 G)

76 • YARAMIL HIRALDO • RHP

0-0 • 4.82 ERA • 17 G

WHIP: 1.39

K/9: 9.16

BB/9: 4.34

vs. ALL: .239 (17-for-71)

vs. LHB: .290 (9-for-31)

vs. RHB: .200 (8-for-40)

⚡ Completed 0.1 scoreless inning on two hits with one strikeout on 9/25 vs. TB...
Allowed an inherited runner to score...Has surrendered one run in five September appearances (4.1 IP)

⚡ Has struck out at least one batter in 15 of 17 career appearances

⚡ Recalled from Triple-A Norfolk on 9/15, marking his sixth stint on the active roster

⚡ Opponents are hitting .333 (9-for-27) with four homers against his fastball compared to a combined .182 average (8-for-44) with no homers off his slider and changeup

⚡ Blew his first career save opportunity after surrendering a game-tying two-run home run to Nathaniel Lowe in the ninth inning on 8/19 at BOS...Walked a career-high four batters while striking out two...Entered the outing with one career walk

⚡ Five of his 10 career earned runs have scored via home run

⚡ Hitters are 7-for-40 (.175) with one or no outs compared to 10-for-31 (.323) with two outs

⚡ Made his major league debut on 5/27 vs. STL

60 • COLIN SELBY • RHP

0-2 • 3.75 ERA • 9 G

WHIP: 1.42

K/9: 9.00

BB/9: 1.50

vs. ALL: .294 (15-for-51)

vs. LHB: .323 (10-for-31)

vs. RHB: .250 (5-for-20)

⚡ Got three groundouts in 1.0 perfect inning on 9/23 vs. TB...Marked his first major league appearance since 7/28 vs. TOR

⚡ Reinstated from the 15-day Injured List (left hamstring strain) yesterday...Was placed on the IL on 7/29

⚡ Began a rehab assignment with Triple-A Norfolk on 9/13...Allowed one run on six hits and one walk with four strikeouts in three rehab appearances (3.0 IP)

⚡ Suffered consecutive losses from 7/21-23, both at CLE

⚡ Recalled from Triple-A Norfolk between games of the doubleheader on 7/10 vs. NYM, his fifth stint on the big league roster (4/9-14, 4/26, 5/8-11, 6/16)

⚡ Has posted a 2.45 ERA (7 ER/25.2 IP) with 13 walks and 35 strikeouts in 25 appearances with the Tides

⚡ Struck out five batters on 6/16 at TB, tied for the most by a primary O's reliever this season (Dietrich Enns, 8/6 at PHI)

⚡ In his career, has limited right-handed hitters to a .231 (21-for-91) clip compared to .321 (26-for-81) against left-handers

57 • KADE STROWD • RHP

0-1 • 1.73 ERA • 24 G

WHIP: 1.12

K/9: 8.31

BB/9: 4.50

vs. ALL: .180 (16-for-89)

vs. LHB: .176 (6-for-34)

vs. RHB: .182 (10-for-55)

⚡ Spun 1.0 perfect inning with two strikeouts on 9/25 vs. TB...Has struck out multiple hitters in a career-high four consecutive games since 9/15...Has also not allowed a hit in a career-high four straight games

⚡ Seven of his eight multi-strikeout games have come in his last 12 appearances since 8/28

⚡ Pitched a career-high nine straight scoreless appearances (9.0 IP) from 8/19-9/11 despite having left with the bases loaded and no outs twice in that span (8/16 at BOS & 9/2 at SD)

⚡ Has held lefties hitless (0-for-15) since 8/31 after they went 6-for-19 (.316) from 5/18-8/28

⚡ Has walked 13 batters in 26.0 innings this year...Holds a 14.0 percent walk rate (12 BB/86 BF) since being recalled on 7/24

⚡ Recalled prior to the game on 7/24, marking his fourth stint on the active roster

⚡ Holding opponents to a .176 average (6-for-34) with runners on base

⚡ Made his major league debut on 5/18 vs. WSH

29 • SAMUEL BASALLO • C/1B (L) .176 • 4 HR • 15 RBI
Current Streak: 0-for-last-8 (since 9/21) **2025 High:** 2 G (6x, last: 9/19-21)
9/24 vs. TB: 0-3, HBP, K **Homestand:** 5 G, 2-17, HR, 2 R, RBI, 2 HBP, 5 K

☹️ Launched his fourth homer of the season on 9/21 vs. NYY and has now hit all four homers in 19 games since 8/30...Has hit safely in six of 10 games since 9/12, including an XBH (2 B, 2 HR) in four of those...Ten of his hits are XBH (6 2B, 4 HR)

☹️ Tied a career high with two runs scored on 9/15 at CWS (also 8/30 at SF)

☹️ Has two of the O's walk-offs this season (9/8 vs. PIT, 1B; 9/5 vs. LAD, HR)...His homer was the first walk-off home run of the year for the Orioles...Became the youngest Oriole in franchise history to hit a walk-off homer and the first Oriole whose first home run at home was a walk-off since Henry Urrutia on 8/19/15 vs. NYM

☹️ Hit his first career MLB homer in the fourth inning on 8/30 at SF...At 21 years, 17 days old, became the youngest player to homer in the majors in 2025

☹️ Agreed to an eight-year contract extension thru 2033 with a club option for 2034 on 8/22

☹️ Made his major league debut on 8/17 at HOU...Became the ninth Oriole with 2+ RBI in their MLB debut (last: Joey Ortiz, 4/27/23 at DET)...Was hit by a pitch in his first plate appearance, the first such occurrence in O's history...At 21 years, 4 days old, became the youngest position player to appear in an MLB game this season

☹️ At 21 years, 5 days old on 8/18 at BOS, became the youngest player to catch for the Orioles since Andy Etchebarren on 9/30/62 (19-102)

12 • DYLAN BEAVERS • OF (L) .245 • 4 HR • 14 RBI
Current Streak: 2 G (2-8; since 9/24) **2025 High:** 3 G (4x, last: 9/10-12)
Last Game: 1-4, HR, 2 R, BB, K **Homestand:** 5 G, 2-19, HR, 3 R, 3 BB, 5 K

☹️ Yesterday vs. TB, recorded his first career walk-off homer and the second by an Oriole in 2025 (Basallo, 9/5 vs. LAD)

☹️ Drew a career-high three walks on 9/13 at TOR...Joins Glenn Gulliver (24 BB, 1982) as the only O's in team history (since 1954) to have 24 walks through their first 32 career games

☹️ Is the fifth Oriole in club history (since 1954) to reach safely 49+ times (25 H, 24 BB) in their first 32 career games joining Billy Ripken (54 TOB, 1987) and Curtis Goodwin (53 TOB, 1995)

☹️ Since making his MLB debut on 8/16, leads all qualified MLB rookies in walks (24) while ranking third in on-base percentage (.389) and sixth in OPS (.820)

☹️ On 9/10 vs. PIT, delivered his first career walk-off (1B) in the 10th inning

☹️ On 8/21 vs. HOU, hit his first MLB homer, becoming the sixth Oriole to homer in their first home plate appearance with the team (last: J. Fiorentino, 5/20/05 vs. PHI)

☹️ Made his MLB debut on 8/16 at HOU after having his contract selected from Triple-A

15 • DYLAN CARLSON • OF (S) .204 • 6 HR • 20 RBI
Current Streak: 0-for-last-5 (since 9/25) **2025 High:** 6 G (5/28-6/4)
Last Game: 0-1 (PH in 8th) **Homestand:** 3 G, 0-4, BB

☹️ Went 2-for-4 with a double on 9/16 at CWS...Began the month 2-for-19 with 0 XBH

☹️ Had a season-long 10-game on-base streak from 8/19-9/10, his longest since 2023

☹️ Notched his third multi-walk effort of the year on 9/3 at SD (last: 2 BB, 8/14 vs. SEA)...Thirteen of his 20 walks this season have come in 23 games since 8/14

☹️ Has five doubles in his last 17 games after having none in his previous 27 games

☹️ Since 8/12, is 16-for-63 (.254) with five doubles, one triple, two homers, and 13 walks...Went 2-for-53 (.038) in the previous 20 games from 6/24-8/10

17 • COLTON COWSER • OF (L) .199 • 16 HR • 40 RBI
Current Streak: 0-for-last-5 (since 9/25) **2025 High:** 7 G (8/19-26)
Last Game: 0-3, BB, K **Homestand:** 5 G, 3-14, 2B, HR, 3 R, 2 RBI, 5 BB, 6 K, 3 SB

☹️ Swiped his 14th bag of the season on Wednesday vs. TB...Is one of three players in MLB with 14+ stolen bases without being caught stealing, joining MIN's Byron Buxton (24 SB) and TOR's George Springer (16 SB)...Cowser would become the first Oriole in franchise history (since 1954) with 10+ SB and 0 CS in a season, surpassing Al Smith (9 SB in 1963)

☹️ Blasted his 16th homer in the sixth inning on Tuesday vs. TB off Ian Seymour...Three of his last four homers and four of his last eight since the start of July have been off left-handed pitching...Recorded two hits in a single game off left-handers for the first time since 8/20/24 at NYM (also 2 H)

☹️ Hit a three-run home run in the sixth inning to break a 1-1 tie on 9/15 at CWS, his third career go-ahead homer in the sixth or later (6/19 at TB, 6/7 at ATH, both in 6th)...Homered in consecutive games for the seventh time in his career from 9/14-15 and for the third time this year (last: 8/22-23)

☹️ Has seven homers in 29 games since 8/22 after having one in his previous 30 games

☹️ Twelve of his 16 homers this season have been off fastballs

☹️ His seven DRS rank second on the team behind Adley Rutschman (11 DRS)

2 • GUNNAR HENDERSON • INF (L) .274 • 16 HR • 67 RBI
Current Streak: 1 G (2-4; since 9/25) **2025 High:** 14 G (6/5-20)
Last Game: 2-4, K **Homestand:** 7 G, 7-25, 2B, R, 3 RBI, 3 BB, 5 K, 3 SB

☹️ In 19 career games at Yankee Stadium, is 22-for-71 (.310) with five doubles, three home runs, 16 runs, 13 RBI, 11 walks, and four steals

☹️ Has gone a career-high 28 straight games without a home run

☹️ On 9/19 vs. NYY, tallied his 500th career hit and 100th career double...He did so in his 489th career game, becoming the seventh fastest to 500 career hits in team history (since 1954)

☹️ Leads the team in hits (155) and stolen bases (29)...The only primary shortstop to lead the Orioles in both categories in the same season is Luis Aparicio (1963, 1966)

☹️ On 9/17 at CWS, stole a career-high three bases...Was the first Oriole with 3+ SB in a game since Jonathan Villar (3 SB, 8/30/19 at KC)

☹️ Set a career high with his 32nd double on 9/13 at TOR...Is the third Orioles primary shortstop (since 1954) to have multiple 30+ double seasons in his career (also 2024, 31 2B), joining Miguel Tejada (3x, 2004-06) and Cal Ripken, Jr. (9x, 1982-86, 89, 91, 95-96)

☹️ On 8/27 vs. BOS, stole his 20th base of the season, marking his second straight season with 30+ doubles and 20+ steals...Is the fourth player in team history (since 1954) to do so in back-to-back seasons, joining Cedric Mullins (2021-22), Brian Roberts (6x, 2004-09), and Brady Anderson (1995-96)

7 • JACKSON HOLLIDAY • INF (L) .245 • 17 HR • 55 RBI
Current Streak: 0-for-last-5 (since 9/21) **2025 High:** 10 G (5/14 [G2]-24 [G1])
9/23 vs. TB: 0-3, R, BB **Homestand:** 4 G, 1-16, R, BB, 3 K

☹️ Owned a .986 OPS in his first 12 games this month after posting a .600 OPS in August (27 G) but has gone 3-for-29 (.103) over his last seven games since 9/15

☹️ On 9/17 at CWS, had his career-best 17-game on-base streak come to an end

☹️ His 30 walks since 8/9 are tied for fourth most in MLB behind NYY's Aaron Judge (47 BB), NYM's Juan Soto (37 BB), and LAD's Shohei Ohtani (35 BB)...Drew 20 walks in his previous 91 games from 4/22-8/8

☹️ Is the fifth Oriole (6th occurrence) to hit 15+ home runs in their age-21 season (as of 6/30), joining Cal Ripken, Jr. (28 HR, 1982), Eddie Murray (27 HR, 1977), Curt Blefary (22 HR, 1965), and Boog Powell (25 HR, 1963 and 15 HR, 1962)

☹️ On 9/6 vs. LAD broke up Yoshinobu Yamamoto's no-hit bid with two outs in the ninth inning (solo HR)...Broke a tie with Gunnar Henderson to take sole possession of the Orioles home run lead (17 HR)...The only Oriole under 22 years old to finish the season leading the club in homers is Eddie Murray in 1977 (27 HR)

70 • ALEX JACKSON • C (R) .220 • 5 HR • 8 RBI
Current Streak: 0-9 (since 9/17) **2025 High:** 3 G (2x, last: 8/26-29)
Last Game: 0-3, 3 K **Homestand:** 2 G, 0-6, 5 K

☹️ Thirteen of his 20 hits (65.0%) on the year have gone for extra bases (8 2B, 5 HR)

☹️ Completed back-to-back-to-back homers with Colton Cowser and Coby Mayo on 9/3 at SD...Extended his career high to five homers after hitting three in 2024 and 2021

☹️ Tallied his third multi-hit game of the year on 8/22 vs. HOU...Both hits were singles, his first non-extra-base hits of the year...Each of his first 10 hits with the Orioles went for extra bases (7 2B, 3 HR)...After doubling on 8/6 at PHI, became the first player in MLB since 1900 whose first nine hits with a franchise went for extra-bases, per the *Elias Sports Bureau*...The previous record was eight

82 • JEREMIAH JACKSON • INF/OF (R) .283 • 5 HR • 21 RBI
Current Streak: 1 G (2-4; since 9/25) **2025 High:** 13 G (8/21-9/2)
Last Game: 2-4, 2B, R, 2 K **Homestand:** 6 G, 4-17, 2 2B, R, 4 BB, 6 K

☹️ Since making his MLB debut on 8/1, ranks among qualified AL rookies in triples (T-1st, 2), doubles (T-2nd, 9), XBH (3rd, 17), total bases (3rd, 76), hits (3rd, 47), RBI (5th, 21), and runs (6th, 20)

☹️ Had 1+ RBI in a career-high-tying three straight games from 9/15-17 (also 8/13-15)

☹️ Set a career high with two doubles and matched a career best with two XBH on 9/16 at CWS (also 8/30 at SF)...Was 2-for-20 (.100) with no XBH since 9/10

☹️ Has hit safely in 28 of his last 37 games since 8/13 and in 32 of 43 career starts

☹️ Had a career-long 16-game on-base streak from 8/21-9/6

☹️ On 8/30 at SF, set career highs with four RBI and two extra-base hits (2B, HR)

☹️ On 8/23 vs. HOU, hit his first major league home run off AJ Blubaugh

3 • JORGE MATEO • INF/OF (R) .177 • 1 HR • 3 RBI
Current Streak: 0-9 (since 9/18) **2025 High:** 3 G (5/16-23)
Last Game: 0-3, 2 K **Homestand:** 3 G, 0-9, 4 K

☹️ Has stolen 15 bases in 17 attempts despite only playing in 41 games this season...Swiped 13 bags across 68 games in 2024

☹️ Entered the game on 9/5 vs. LAD as a pinch-runner in the seventh inning, his first MLB appearance since 6/6...Was returned from his rehab assignment and reinstated from the 60-day Injured List on 9/3...Placed on the 10-day IL with left elbow inflammation on 6/10, retroactive to 6/7...Began a rehab assignment with Triple-A Norfolk on 6/25, but was transferred to the 60-day IL with a left hamstring strain on 7/6...Began his latest rehab assignment on 8/20 with Norfolk

☹️ His 95 stolen bases since 2022 rank seventh in the AL

16 • COBY MAYO • INF (R) .216 • 10 HR • 27 RBI
Current Streak: 4 G (6-12; since 9/20) **2025 High:** 4 G (4x, last: current streak)
Last Game: 1-3, HR, 2 RBI, BB, K **Homestand:** 7 G, 7-18, 2B, HR, 2 R, 3 RBI, 2 BB, 5 K, SB

☹️ Has hit safely in 10 of 12 games with an at-bat since 9/11, batting .395 (15-for-38) with two doubles, three home runs, six walks, and six RBI

☹️ Owns a .930 OPS in 21 September games after posting a .469 OPS in August (25 G)

☹️ Had his career-best seven-game on-base streak come to an end on 9/19...Reached base 2+ times in a career-best five consecutive games from 9/13-17...Scored 1+ run in a career-best five straight games since 9/13-17

☹️ Homered in consecutive games for the first time in his career on from 9/13-14 at TOR...Is tied for third among AL rookies with four homers since 8/29

☹️ On 9/3 at SD, hit the second of three back-to-back-to-back homers with Colton Cowser and Alex Jackson

6 • RYAN MOUNTCASTLE • INF (R) .253 • 7 HR • 35 RBI
Current Streak: 1 G (2-3; since 9/25) **2025 High:** 12 G (5/4-18)
Last Game: 2-3, HR, 2 R, 2 RBI, BB **Homestand:** 6 G, 5-23, 2 HR, 3 R, 4 RBI, BB, 8 K

☹️ Has hit safely in 12 straight games at Yankee Stadium since 9/30/22, tied with Gunnar Henderson (5/23/23-9/25/24) for the longest streak in team history (since 1954)

☹️ His home run on 9/19 vs. NYY was hit at 114.3 mph, marking the hardest-hit long ball of his career...Has recorded the three hardest-hit balls by the Orioles this year (116.7 mph-1B, 3/30 at TOR & 115.7 mph-2B, 3/27 at TOR)

☹️ Slashing .288/.321/.438 (44-for-153) with eight doubles, five homers, and 20 RBI in 38 games since 5/27

☹️ Is 19-for-37 (.514) with four doubles and one homer on the first pitch of an at-bat...His .514 average in 0-0 counts ranks third among qualified MLB hitters behind NYY's Aaron Judge (.577 AVG, 41-for-71) and PHI's Otto Kemp (.538 AVG, 14-for-26)

☹️ On 8/14 vs. SEA, stole two bases for the first time in his career...The second was a steal of home on a double steal, his second such stolen base this season...Is the fourth player in O's history (since 1954) with multiple steals of home in one year, along with Doug DeCinces (1980), Davey Johnson (1971), and Don Buford (1970)

9 • TYLER O'NEILL • OF (R) .195 • 8 HR • 25 RBI
Current Streak: 1 G (1-3; since 9/24) **2025 High:** 5 G (7/24-29 [G1])
9/24 vs. TB: 1-3, BB, K **Homestand:** 4 G, 1-13, R, RBI, 3 BB, 5 K

☹️ Drew a walk in a season-high-tying three straight games from 9/17-20 (also 7/26-29 [G1])

☹️ On 9/17 at CWS, matched a career high with two steals (4x, last: 5/14/25 [G1] vs. MIN)

☹️ Is 3-for-26 (.115) with six walks and two RBI in eight games since returning from the 10-day Injured List...Was reinstated on 9/12 (right wrist inflammation)

☹️ In 10 games prior to his IL stint from 7/24-8/5, slashed .333/.400/.867 (10-for-30) with one double, five home runs, 12 RBI, and four walks

☹️ From 7/25-29 (G1), homered in a career-high four straight games, the first Oriole to accomplish the feat since Gunnar Henderson (4 G, 5/17-20/24)

☹️ Of his 33 hits this season, 15 have gone for extra bases (6 2B, 1 3B, 8 HR)

35 • ADLEY RUTSCHMAN • C (S) .225 • 9 HR • 29 RBI
Current Streak: 1 G (1-1; since 9/25) **2025 High:** 8 G (4/3-13)
Last Game: 1-1, 3B (PH in 8th) **Homestand:** 3 G, 1-8, 3B, BB, K

☹️ Tallied a pitch-hit triple yesterday in the eighth inning...Became fourth Oriole with multiple career pinch-hit triples (also 8/3/24 at CLE), joining Bob Boyd (4), Harold Baines (2), and Dave Pope (2)

☹️ On Tuesday, played in his first game since 8/17 after being returned from his rehab assignment and reinstated from the 10-day IL (right oblique strain) on Monday

☹️ Went 3-for-29 (.103) in seven games from 8/9-8/17 before landing on the IL...Went 12-for-37 (.324) in his first 10 games after returning from the IL on 7/28

☹️ Tallied seven extra-base hits (all 2B) in his first seven games after returning from the IL on 7/28 before only recording one (HR) from 8/5-17

☹️ His .138 (8-for-58) RISP average is the second lowest in the majors (min. 50 AB) ahead of PIT's Henry Davis (.062 AVG)

☹️ From 8/1-4, doubled in four straight games for the first time since 9/17-21/23 (4 G)

☹️ Reinstated from the 10-day IL (left oblique strain) on 7/28...Placed on the IL on 6/21, retroactive to 6/20, marking his first career IL stint

11 • JORDAN WESTBURG • INF (R) .260 • 15 HR • 37 RBI
Current Streak: 0-4 (since 9/25) **2025 High:** 7 G (6/27-7/11)
Last Game: 0-4, K **Homestand:** 7 G, 4-24, 2B, 3 R, 3 RBI, 9 K

☹️ In his last seven games vs. NYY since 9/26/24, is 1-for-22 (.045) with 10 strikeouts

☹️ On Tuesday vs. TB, doubled for the first time since 7/29 (G1) vs. TOR when he notched two doubles...Recorded his first multi-hit game since 8/17 at HOU (4 H)

☹️ Slashing .285/.328/.447 (51-for-179) with five doubles, eight home runs, 37 runs scored, and 23 RBI in 46 games since 7/4

☹️ Reinstated from the 10-day Injured List (right ankle sprain) on 9/16...Was placed on the IL on 8/22, retroactive to 8/19, after leaving the game on 8/18 at BOS...Has been on the IL twice this season (also 4/27-6/9, left hamstring strain)



ADDITIONAL HITTER INFO																			
			MULTI-HIT GAMES					MULTI-RBI GAMES						LAST HR		MULTI-HR GAMES			
	vs. LHP	vs. RHP	2	3	4	5	TOTAL	2	3	4	5	6+	TOTAL	(DATE/PITCHER)		2025	CAREER	LAST (HRS)	
Samuel Basallo	.143	.185	2	-	-	-	2	4	-	-	-	-	4	9/21/25 vs. NYY (Schlitter)	-	-	-		
Dylan Beavers	.150	.268	7	-	-	-	7	2	1	-	-	-	3	9/25/25 vs. TB (Kelly)	-	-	-		
Dylan Carlson	.206	.203	8	2	-	-	10	4	1	-	-	-	5	8/16/25 at HOU (Alexander)	-	3	6/20/23 at WSH (2)		
Colton Cowser	.188	.203	8	3	-	-	11	3	6	-	-	-	9	9/23/25 vs. TB (Seymour)	-	2	9/20/24 vs. DET (2)		
Gunnar Henderson	.225	.299	36	7	1	-	44	13	2	2	-	-	17	8/24/25 vs. HOU (Arrighetti)	-	2	6/21/24 at HOU (2)		
Jackson Holliday	.201	.263	24	9	1	-	34	6	1	2	-	-	9	9/6/25 vs. LAD (Yamamoto)	1	1	5/4/25 vs. KC (2)		
Alex Jackson	.250	.206	5	-	-	-	5	-	-	-	-	-	-	9/3/25 at SD (Cortes)	-	-	-		
Jeremiah Jackson	.260	.293	10	2	-	-	12	2	1	1	-	-	4	9/9/25 vs. PIT (Ashcraft)	-	-	-		
Jorge Mateo	.205	.150	3	-	-	-	3	1	-	-	-	-	1	5/31/25 vs. CWS (Martin)	-	1	8/2/22 at TEX (2)		
Coby Mayo	.253	.196	7	2	-	-	9	3	1	1	-	-	5	9/25/25 vs. TB (Kelly)	-	-	-		
Ryan Mountcastle	.262	.250	18	3	-	-	21	6	-	1	-	-	7	9/25/25 vs. TB (Scholtens)	-	10	6/4/24 at TOR (2)		
Tyler O'Neill	.157	.212	5	1	1	-	7	3	2	1	-	-	6	8/4/25 at PHI (Luzardo)	-	12	9/9/24 vs. BAL (2)		
Adley Rutschman	.258	.210	9	5	-	-	14	5	2	-	-	-	7	8/8/25 vs. ATH (Ginn)	1	3	3/27/25 at TOR (2)		
Jordan Westburg	.270	.256	11	6	3	-	20	6	2	-	1	-	9	8/17/25 at HOU (Dubin)	1	1	3/29/25 at TOR (2)		

O's HITTERS															2025 vs. NEW YORK YANKEES															CAREER vs. NEW YORK YANKEES														
PLAYER	G	AB	R	H	2B	3B	HR	RBI	BB	IBB	SO	AVG	OBP	SLG	G	AB	R	H	2B	3B	HR	RBI	BB	IBB	SO	AVG	OBP	SLG																
Samuel Basallo	3	11	1	2	0	0	1	2	0	0	2	.182	.182	.455	3	11	1	2	0	0	1	2	0	0	2	.182	.182	.455																
Dylan Beavers	2	7	0	0	0	0	0	0	2	0	3	.000	.222	.000	2	7	0	0	0	0	0	0	2	0	3	.000	.222	.000																
Dylan Carlson	8	15	0	2	1	0	0	1	1	0	2	.133	.188	.200	14	33	3	5	2	0	0	2	2	0	6	.152	.200	.212																
Colton Cowser	5	16	1	3	2	0	0	1	2	0	7	.188	.316	.313	21	66	7	11	3	0	1	6	8	0	27	.167	.295	.258																
Gunnar Henderson	10	30	5	8	2	0	1	3	7	0	7	.267	.405	.433	39	147	26	39	10	0	6	21	17	0	40	.265	.349	.456																
Jackson Holliday	9	34	3	9	0	0	0	1	1	0	6	.265	.286	.265	10	35	3	10	0	0	0	1	1	0	6	.286	.306	.286																
Alex Jackson	1	3	0	0	0	0	0	0	0	0	2	.000	.000	.000	8	19	2	1	0	0	1	3	1	0	10	.053	.100	.211																
Jeremiah Jackson	4	11	0	2	1	0	0	0	3	0	3	.182	.357	.273	4	11	0	2	1	0	0	0	3	0	3	.182	.357	.273																
Jorge Mateo	3	9	0	1	1	0	0	0	0	0	4	.111	.111	.222	36	119	11	28	4	0	2	10	7	0	36	.235	.279	.319																
Coby Mayo	6	19	0	6	2	0	0	2	0	0	4	.316	.316	.421	6	19	0	6	2	0	0	2	0	0	4	.316	.316	.421																
Ryan Mountcastle	7	27	2	4	0	0	2	5	0	0	14	.148	.138	.370	67	249	25	57	11	0	9	39	15	0	87	.229	.266	.382																
Tyler O'Neill	2	6	1	0	0	0	0	0	2	0	2	.000	.250	.000	16	60	9	10	4	0	3	9	7	0	25	.167	.261	.383																
Adley Rutschman	3	8	2	3	0	0	0	1	2	0	0	.375	.500	.375	37	139	22	44	9	0	1	8	24	0	29	.317	.421	.403																
Jordan Westburg	6	18	2	1	0	0	0	0	1	0	10	.056	.105	.056	23	78	12	17	3	2	0	7	5	0	26	.218	.274	.308																

O's PITCHERS															2025 vs. NEW YORK YANKEES															CAREER vs. NEW YORK YANKEES														
PLAYER	W	L	SV	G	GS	INN	H	R	ER	HR	BB	K	ERA	AVG	W	L	SV	G	GS	INN	H	R	ER	HR	BB	K	ERA	AVG																
Keegan Akin	0	0	1	6	0	5.1	6	4	4	2	3	9	6.75	.300	1	1	2	23	3	40.0	30	18	18	4	19	41	4.05	.207																
Kyle Bradish	0	0	0	1	1	6.0	2	1	1	0	2	9	1.50	.100	1	1	0	6	6	31.0	27	11	10	2	17	33	2.90	.233																
Yennier Cano	0	0	0	6	0	5.2	8	2	1	0	1	5	1.59	.364	0	1	1	19	0	18.2	22	9	8	2	9	15	3.86	.306																
José Castillo	0	0	0	2	0	3.0	2	1	1	0	2	6	3.00	.182	0	0	0	2	0	3.0	2	1	1	0	2	6	3.00	.182																
Dietrich Enns	0	0	0	2	0	2.0	3	2	2	1	1	3	9.00	.333	0	0	0	2	0	2.0	3	2	2	1	1	3	9.00	.333																
Rico Garcia	0	0	0	3	0	4.0	4	0	0	0	2	4	0.00	.250	0	0	0	5	0	6.2	11	6	6	2	6	5	8.10	.355																
Yaramil Hiraldo	0	0	0	1	0	0.2	2	1	1	0	1	1	13.50	.500	0	0	0	1	0	0.2	2	1	1	0	1	1	13.50	.500																
Dean Kremer	0	0	0	1	1	5.2	5	1	1	0	1	7	1.59	.227	4	3	0	13	13	67.0	62	32	31	13	26	72	4.16	.245																
Cade Povich	0	1	0	2	2	9.2	8	6	6	2	7	7	5.59	.235	0	2	0	4	4	19.2	14	10	10	3	17	14	4.58	.209																
Trevor Rogers	1	0	0	1	1	6.0	1	0	0	0	2	7	0.00	.056	1	0	0	3	3	12.2	8	2	2	0	6	15	1.42	.186																
Colin Selby															0	0	0	2	1	3.0	0	0	0	0	1	2	0.00	.000																
Kade Stroud	0	1	0	2	0	2.0	0	2	1	0	1	5	4.50	.000	0	1	0	2	0	2.0	0	2	1	0	1	5	4.50	.000																
Tomoyuki Sugano	1	1	0	3	3	11.2	18	7	7	3	5	15	5.40	.346	1	1	0	3	3	11.2	18	7	7	3	5	15	5.40	.346																
Tyler Wells															0	5	1	14	8	46.1	40	27	27	13	14	42	5.24	.229																

RECENT TRANSACTIONS	
9/24	Claimed RHP Carson Ragsdale ¹ off waivers from the Atlanta Braves and optioned him to the Spring Training Complex...Designated RHP Dom Hamel for assignment.
9/23	RHP Colin Selby (left hamstring strain) was returned from his rehab assignment and reinstated from the 15-day Injured List...Reinstated RHP Chayce McDermott from the Bereavement/Family Medical Emergency List and placed him on the 15-day Injured List (back discomfort)...Optioned RHP Jose Espada ² to the Spring Training Complex.
9/22	C Adley Rutschman (right oblique strain) was returned from his rehab assignment and reinstated from the 10-day Injured List...Optioned INF Luis Vázquez ² to the Spring Training Complex... RHP Scott Blewett cleared outright waivers and accepted an assignment to the Spring Training Complex.
9/19	Recalled RHP Jose Espada from Triple-A Norfolk...Placed RHP Chayce McDermott on the Bereavement/Family Medical Emergency List... RHP Scott Blewett (right elbow discomfort) was returned from his rehab assignment, reinstated from the 60-day Injured List, and designated for assignment... INF Emmanuel Rivera cleared outright waivers and accepted an assignment to Triple-A Norfolk.
9/17	C Adley Rutschman (right oblique strain) began a rehab assignment with Triple-A Norfolk.
9/16	Activated LHP José Castillo ... INF Jordan Westburg (right ankle sprain) was returned from his rehab assignment and reinstated from the 10-day Injured List...Designated INF Emmanuel Rivera for assignment.
9/15	Recalled RHP Yaramil Hiraldo and RHP Chayce McDermott from Triple-A Norfolk...Claimed LHP José Castillo off waivers from the Seattle Mariners...Placed RHP Albert Suárez (right elbow discomfort) on the 15-day Injured List...Designated RHP Carson Ragsdale for assignment...Optioned LHP Grant Wolfram to Triple-A Norfolk (postgame).
9/14	Recalled RHP Carson Ragsdale from Triple-A Norfolk...Placed RHP Shawn Dubin (right elbow discomfort) on the 15-day Injured List, retroactive to 9/13...Optioned RHP Carson Ragsdale to Triple-A Norfolk (postgame).
9/13	RHP Colin Selby began a rehab assignment with Triple-A Norfolk.
9/12	OF Tyler O'Neill (right wrist inflammation) was returned from his rehab assignment and reinstated from the 10-day Injured List...Optioned OF Daniel Johnson ² to Triple-A Norfolk... INF Jordan Westburg (right ankle sprain) began a rehab assignment with Triple-A Norfolk.
9/10	C Gary Sánchez (right knee sprain) began a rehab assignment with Triple-A Norfolk.
9/9	Transferred the rehab assignment of OF Tyler O'Neill (right wrist inflammation) to Triple-A Norfolk.
9/7	OF Tyler O'Neill (right wrist inflammation) began a rehab assignment with Double-A Chesapeake.
9/4	RHP Corbin Martin cleared outright waivers and accepted an assignment to Triple-A Norfolk.
9/3	RHP Scott Blewett (right elbow discomfort) began a rehab assignment with Triple-A Norfolk.
9/2	Reinstated RHP Tyler Wells (right elbow UCL surgery) and INF/OF Jorge Mateo (left hamstring strain) from the 60-day Injured List...Optioned C Maverick Handley ³ to Triple-A Norfolk...Designated RHP Corbin Martin and RHP Elvin Rodríguez for assignment.
9/1	RHP Albert Suárez (right subscapularis strain) was returned from his rehab assignment and reinstated from the 60-day Injured List...Recalled C Maverick Handley from Triple-A Norfolk... RHP Cody Poteet elected free agency in lieu of accepting an outright assignment to Triple-A Norfolk.
8/30	RHP Matt Bowman cleared unconditional release waivers and was released... RHP Cody Poteet (right shoulder inflammation) was returned from his rehab assignment, reinstated from the 60-day Injured List, and outrighted to Triple-A Norfolk.
8/29	INF Vimalael Machin cleared outright waivers and accepted an assignment to Triple-A Norfolk.
8/28	Activated RHP Shawn Dubin ...Designated RHP Roansy Contreras for assignment.

EUTAW STREET HOME RUNS			
DATE	PLAYER (Team)	OPP. (Pitcher)	DISTANCE
6/28	Jonathan Aranda (TB)	BAL (Eflin)	467 ft.
4/29	Trent Grisham (NYY)	BAL (Gibson)	399 ft.
4/19	Jake Fraley (CIN)	BAL (Young)	421 ft.
2025 totals - 3 (0 by Orioles, 3 by opponents)			
*Total since 1992 - 134 (64 by Orioles, 70 by opponents)			

O's CHALLENGES				
TEAM	TOTAL	WON	LOST	SUCCESS RATE
Orioles	44	18	26	41%
Opponents	32	20	12	63%
Last by O's: 9/25 vs. TB (B1)				
Last by Opp.: 9/21 vs. NYY (T8)				
Batter/Runner: Henderson		Tag Play (3B)		Out/Confirmed
Batter/Runner: Dominguez		Force Play (1B)		Out/Overturned

CAREER vs. NEW YORK YANKEES														
LG	G	AB	R	H	2B	3B	HR	RBI	BB	IBB	SO	AVG	OBP	SLG
155	3	11	1	2	0	0	1	2	0	0	2	.182	.182	.455
000	2	7	0	0	0	0	0	0	2	0	3	.000	.222	.000
200	14	33	3	5	2	0	0	2	2	0	6	.152	.200	.212
313	21	66	7	11	3	0	1	6	8	0	27	.167	.295	.258
433	39	147	26	39	10	0	6	21	17	0	40	.265	.349	.456
265	10	35	3	10	0	0	0	1	1	0	6	.286	.306	.286
000	8	19	2	1	0	0	1	3	1	0	10	.053	.100	.211
273	4	11	0	2	1	0	0	0	3	0	3	.182	.357	.273
222	36	119	11	28	4	0	2	10	7	0	36	.235	.279	.319
421	6	19	0	6	2	0	0	2	0	0	4	.316	.316	.421
370	67	249	25	57	11	0	9	39	15	0	87	.229	.266	.382
000	16	60	9	10	4	0	3	9	7	0	25	.167	.261	.383
375	37	139	22	44	9	0	1	8	24	0	29	.317	.421	.403
056	23	78	12	17	3	2	0	7	5	0	26	.218	.274	.308

CAREER vs. NEW YORK YANKEES														
VG	W	L	SV	G	GS	INN	H	R	ER	HR	BB	K	ERA	AVG
300	1	1	2	23	3	40.0	30	18	18	4	19	41	4.05	.207
100	1	1	0	6	6	31.0	27	11	10	2	17	33	2.90	.233
364	0	1	1	19	0	18.2	22	9	8	2	9	15	3.86	.306
182	0	0	0	2	0	3.0	2	1	1	0	2	6	3.00	.182
333	0	0	0	2	0	2.0	3	2	2	1	1	3	9.00	.333
250	0	0	0	5	0	6.2	11	6	6	2	6	5	8.10	.355
500	0	0	0	1	0	0.2	2	1	1	0	1	1	13.50	.500
227	4	3	0	13	13	67.0	62	32	31	13	26	72	4.16	.245
235	0	2	0	4	4	19.2	14	10	10	3	17	14	4.58	.209
056	1	0	0	3	3	12.2	8	2	2	0	6	15	1.42	.186
	0	0	0	2	1	3.0	0	0	0	0	1	2	0.00	.000
000	0	1	0	2	0	2.0	0	2	1	0	1	5	4.50	.000
346	1	1	0	3	3	11.2	18	7	7	3	5	15	5.40	.346
	0	5	1	14	8	46.1	40	27	27	13	14	42	5.24	.229

RECORD BY POSITION									
PLAYER	C	1B	2B	3B	SS	LF	CF	RF	DH
Jordyn Adams	-	-	-	-	-	-	0-1	-	-
Greg Allen	-	-	-	-	-	0-1	1-2	-	-
Samuel Basallo	10-9	0-2	-	-	-	-	-	-	5-1
Dylan Beavers	-	-	-	-	-	13-6	-	5-7	-
Dylan Carlson	-	-	-	-	-	21-21	7-5	3-5	-
Colton Cowser	-	-	-	-	-	19-22	23-19	-	0-1
Maverick Handley	7-7	-	-	-	-	-	-	-	-
Gunnar Henderson	-	-	-	-	66-73	-	-	-	3-5
Jackson Holliday	-	-	62-71	-	4-2	-	-	-	2-2
Alex Jackson	14-13	-	-	-	-	-	-	-	-
Jeremiah Jackson	-	-	-	4-6	-	-	-	16-14	1-2
Daniel Johnson	-	-	-	-	-	1-1	3-1	-	-
Heston Kjerstad	-	-	-	-	-	10-15	-	10-10	1-0
Ramón Laureano	-	-	-	-	-	9-14	0-1	21-18	3-4
Vimael Machin	-	-	-	1-2	-	-	-	-	-
Jorge Mateo	-	-	2-4	-	0-8	1-0	5-5	-	-
Coby Mayo	-	37-27	-	0-2	-	-	-	-	4-4
Ryan Mountcastle	-	18-32	-	-	-	-	-	-	15-17
Cedric Mullins	-	-	-	-	-	-	36-50	-	1-1
Ryan Noda	-	-	-	-	-	-	-	2-1	-
Ryan O'Hearn	-	19-20	-	-	-	0-2	-	5-9	14-17
Tyler O'Neill	-	-	-	-	-	1-2	-	13-20	6-6
Emmanuel Rivera	-	1-3	-	14-12	-	-	-	-	1-0
Adley Rutschman	30-34	-	-	-	-	-	-	-	7-11
Jacob Stallings	4-7	-	-	-	-	-	-	-	-
Gary Sánchez	8-11	-	-	-	-	-	-	-	3-4
Chadwick Tromp	2-3	-	-	-	-	-	-	-	-
Ramón Urías	-	-	1-0	32-34	-	-	-	-	1-1
Luis Vázquez	-	-	1-2	1-2	5-1	-	-	-	-
Jordan Westburg	-	-	9-7	23-26	-	-	-	-	8-8

2025 BY THE NUMBERS			
	HOME	AWAY	TOTAL
Overall	39-42	36-42	75-84
MONTH	HOME	AWAY	TOTAL
March (5)	1-0	2-2	3-2
April (25)	6-7	3-9	9-16
May (27)	4-10	5-8	9-18
June (27)	8-5	8-6	16-11
July (25)	8-5	5-7	13-12
August (28)	4-10	7-7	11-17
September (25)	8-5	6-3	14-8
TOTAL (162)	39-42	36-42	75-84
DAY OF WEEK	HOME	AWAY	TOTAL
Monday (14)	5-1	5-4	10-5
Tuesday (23)	4-8	5-7	9-15
Wednesday (25)	5-8	5-6	10-14
Thursday (18)	6-6	5-1	11-7
Friday (26)	8-4	4-8	12-12
Saturday (28)	6-7	7-8	13-15
Sunday (27)	5-8	5-8	10-16
TOTAL (162)	39-42	36-42	75-84
VS. AL EAST	HOME	AWAY	TOTAL
Boston Red Sox (13)	1-6	4-2	5-8
New York Yankees (13)	3-4	1-2	4-6
Tampa Bay Rays (13)	4-2	3-4	7-6
Toronto Blue Jays (13)	4-2	2-5	6-7
TOTAL (52)	12-14	10-13	22-27
VS. AL CENTRAL	HOME	AWAY	TOTAL
Chicago White Sox (7)	3-0	3-0	6-0
Cleveland Guardians (7)	2-1	1-3	3-4
Detroit Tigers (6)	1-2	0-3	1-5
Kansas City Royals (6)	1-2	1-2	2-4
Minnesota Twins (6)	0-3	0-3	0-6
TOTAL (32)	7-8	5-11	12-19
VS. AL WEST	HOME	AWAY	TOTAL
Athletics (6)	1-2	1-2	2-4
Houston Astros (7)	1-3	2-1	3-4
Los Angeles Angels (6)	3-0	2-1	5-1
Seattle Mariners (6)	2-1	3-0	5-1
Texas Rangers (7)	1-2	1-2	2-4
TOTAL (32)	8-8	9-6	17-14
VS. NL EAST	HOME	AWAY	TOTAL
Atlanta Braves (3)	-	3-0	3-0
Miami Marlins (3)	1-2	-	1-2
New York Mets (3)	2-1	-	2-1
Philadelphia Phillies (3)	-	1-2	1-2
Washington Nationals (4)	0-3	1-2	1-5
TOTAL (16)	3-6	5-4	8-10
VS. NL CENTRAL	HOME	AWAY	TOTAL
Chicago Cubs (3)	-	1-2	1-2
Cincinnati Reds (3)	1-2	-	1-2
Milwaukee Brewers (3)	-	1-2	1-2
Pittsburgh Pirates (3)	3-0	-	3-0
St. Louis Cardinals (3)	1-2	-	1-2
TOTAL (15)	5-4	2-4	7-8
VS. NL WEST	HOME	AWAY	TOTAL
Arizona Diamondbacks (3)	-	1-2	1-2
Colorado Rockies (3)	2-1	-	2-1
Los Angeles Dodgers (3)	2-1	-	2-1
San Diego Padres (3)	-	3-0	3-0
San Francisco Giants (3)	-	1-2	1-2
TOTAL (15)	4-2	5-4	9-6

BALTIMORE ORIOLES - WALK-OFF AND MISC. HOME RUNS

Baltimore Orioles Walk-off Wins							
Date	Score	Batter/Runner	Action	RBI	Pitcher	INN	OUTS
9/25	TB 5 @ BAL 6	Dylan Beavers	HR	1	Kevin Kelly	9	0
9/10	PIT 1 @ BAL 2	Dylan Beavers	1B	1	Kyle Nicolas	10	0
9/9	PIT 2 @ BAL 3	Samuel Basallo	1B	1	Dauri Moreta	11	0
9/6	LAD 3 @ BAL 4	Emmanuel Rivera	1B	2	Tanner Scott	9	2
9/5	LAD 1 @ BAL 2	Samuel Basallo	HR	1	Tanner Scott	9	2
8/13	SEA 3 @ BAL 4	Jackson Holliday	2B	1	Matt Brash	9	2

Opponent Walk-off Wins							
Date	Score	Batter/Runner	Action	RBI	Pitcher	INN	OUTS
9/13	BAL 4 @ HOU 5	Alejandro Kirk	SF	1	Yennier Cano	9	1
8/16	BAL 4 @ HOU 5	Ramón Urrías	FC	1	Keegan Akin	12	1
8/3	BAL 3 @ CHC 5	Justin Turner	HR	2	Keegan Akin	9	0
5/24 (G1)	BAL 5 @ BOS 6	Rafael Devers	1B	1	Gregory Soto	10	1

Baltimore Orioles Back-to-Back Home Runs						
Date	Score	Batters	Pitcher	INN	OUTS	
9/3	BAL 7 @ SD 5	Colton Cowser/Coby Mayo/Alex Jackson	Nestor Cortes	3	1	
8/8	ATH 2 @ BAL 3	Adley Rutschman/Ryan Mountcastle	J.T. Ginn	1	2	
7/29 (G1)	TOR 4 @ BAL 16	Tyler O'Neill/Ramón Urrías	Lazaro Estrada	6	1	
7/28	TOR 4 @ BAL 11	Cedric Mullins/Coby Mayo	Chris Bassitt	2	2	
6/24	TEX 6 @ BAL 5 (10)	Gary Sánchez/Ramón Urrías/Ryan O'Hearn	Chris Martin	7	0	
6/14	LAA 5 @ BAL 6	Cedric Mullins/Gary Sánchez	Tyler Anderson	6	0	
6/5	BAL 4 @ SEA 3	Adley Rutschman/Gunnar Henderson	Bryan Woo	6	0	
5/14 (G2)	MIN 8 @ BAL 6	Cedric Mullins/Heston Kjerstad	Simeon Woods Richardson	3	2	
4/19	CIN 5 @ BAL 9	Ramón Laureano/Jordan Westburg	Carson Spiers	7	2	
4/19	CIN 5 @ BAL 9	Cedric Mullins/Gunnar Henderson	Hunter Greene	1	0	
3/27	BAL 12 @ TOR 2	Adley Rutschman/Jordan Westburg	Yariel Rodríguez	8	1	

Opponent Back-to-Back Home Runs						
Date	Score	Batters	Pitcher	INN	OUTS	
9/7	LAD 5 @ BAL 2	Shohei Ohtani/Mookie Betts	Tomoyuki Sugano	3	0	
8/4	BAL 3 @ PHI 13	Edmundo Sosa/Weston Wilson	Elvin Rodriguez	8	1	
5/18	WSH 10 @ BAL 4	Dylan Crews/CJ Abrams	Zach Eflin	2	1	
5/15	MIN 4 @ BAL 0	DaShawn Keirseyr Jr./Byron Buxton	Tomoyuki Sugano	3	1	
5/4	KC 11 @ BAL 6	Bobby Witt Jr./Vinnie Pasquantino	Yennier Cano	7	1	
4/29	NY 15 @ BAL 3	Trent Grisham/Aaron Judge/Ben Rice	Kyle Gibson	1	0	
4/17	CLE 2 @ BAL 6	Daniel Schneemann/Austin Hedges	Tomoyuki Sugano	3	0	
4/9	BAL 0 @ AZ 9	Pavin Smith/Josh Naylor	Dean Kremer	5	1	

Baltimore Orioles Grand Slams						
Date	Score	Batter	Pitcher	INN	OUTS	
6/15	LAA 2 @ BAL 11	Gary Sánchez	Connor Brogdon	7	2	
5/14	MIN 8 @ BAL 6	Cedric Mullins	Simeon Woods Richardson	3	2	
4/16	CLE 1 @ BAL 9	Jackson Holliday	Gavin Williams	2	1	

Opponent Grand Slams						
Date	Score	Batter	Pitcher	INN	OUTS	
9/21	NY 7 @ BAL 1	Ben Rice	Keegan Akin	10	0	
8/4	BAL 3 @ PHI 13	Kyle Schwarber	Yaramil Hiraldo	6	2	
7/18	BAL 1 @ TB 11	Yandy Diaz	Grant Wolfram	6	1	
5/23	BAL 5 @ BOS 19	Rafael Devers	Emmanuel Rivera	8	2	
4/20	CIN 24 @ BAL 2	Noelvi Marte	Jorge Mateo	8	2	

Baltimore Orioles Inside-the-Park Home Runs						
Date	Score	Batter	RBI	Pitcher	INN	OUTS
-	-	-	-	-	-	-

Opponent Inside-the-Park Home Runs						
Date	Score	Batter	RBI	Pitcher	INN	OUTS
-	-	-	-	-	-	-

Baltimore Orioles Pinch-Hit Home Runs						
Date	Score	Batter	RBI	Pitcher	INN	OUTS
7/26	COL 0 @ BAL 18	Alex Jackson	1	Kyle Farmer	8	0
7/10 (G1)	NYM 1 @ BAL 3	Gunnar Henderson	2	Ryne Stanek	8	0
5/10	BAL 2 @ LAA 5	Ramón Laureano	1	Brock Burke	9	0

Opponent Pinch-Hit Home Runs						
Date	Score	Batter	RBI	Pitcher	INN	OUTS
8/3	BAL 3 @ CHC 5	Justin Turner	2	Keegan Akin	9	0
7/30	TOR 9 @ BAL 8	Nathan Lones	3	Yennier Cano	7	2
6/18	BAL 5 @ TB 12	Brandon Lowe	2	Yennier Cano	5	2
5/11	BAL 7 @ LAA 3	Matthew Lugo	1	Félix Bautista	9	2
5/7	BAL 2 @ MIN 5	Harrison Bader	2	Keegan Akin	7	1

Baltimore Orioles Leadoff Home Runs						
Date	Score	Batter	Pitcher			
9/3	BAL 7 @ SD 5	Jackson Holliday	Nestor Cortes			
7/20	BAL 5 @ TB 3	Jackson Holliday	Ryan Peipot			
5/31	CWS 2 @ BAL 4	Jackson Holliday	Davis Martin			
4/19	CIN 5 @ BAL 9	Cedric Mullins	Hunter Greene			
4/3	BOS 8 @ BAL 4	Cedric Mullins	Tanner Houck			
3/29	BAL 9 @ TOR 5	Colton Cowser	Max Scherzer			





Opponent Leadoff Home Runs						
Date	Score	Batter	Pitcher			
9/7	LAD 5 @ BAL 2	Shohei Ohtani	Tomoyuki Sugano			
8/27	BOS 3 @ BAL 2	Roman Anthony	Dietrich Enns			
8/25	BOS 4 @ BAL 3	Roman Anthony	Tomoyuki Sugano			
6/16	BAL 1 @ TB 7	Josh Lowe	Zach Eflin			
5/24 (G1)	BAL 5 @ BOS 6	Jarren Duran	Zach Eflin			
5/18	WSH 10 @ BAL 4	CJ Abrams	Zach Eflin			
4/29	NY 15 @ BAL 3	Trent Grisham	Kyle Gibson			
4/23	BAL 3 @ WSH 4	James Wood	Tomoyuki Sugano			

LAST TIME IT HAPPENED	
BATTING	
Eutaw St. Home Run	Gunnar Henderson, 8/14/24 vs. WSH (Herz)
Opponent	Jonathan Aranda, 6/28/25 vs. TB (Eflin)
Second Deck Home Run in LF at OPACY	Austin Hays, 6/7/22 vs. CHC (Mills)
Opponent	Pete Alonso, 9/2/20 vs. NYM (Means)
Grand Slam	Gary Sánchez, 6/15/25 vs. LAA (Brogdon)
Two Grand Slams in One Game	Reimold, Clevenger, 9/11/15 vs. KC (Herrera, Chamberlain)
Pinch-Hit Home Run	Alex Jackson, 7/26/25 vs. COL (Farmer)
Pinch-Hit Walk-Off Home Run	Nolan Reimold, 7/24/16 vs. CLE (Allen)
Pinch-Hit Grand Slam	Dwight Evans, 7/26/91 vs. OAK (Nelson)
Inside-the-Park Home Run	Jorge Mateo, 8/20/23 at OAK (Sears)
LH & RH Home Run, Same Game	Anthony Santander, 8/7/24 at TOR (Francis, Yarbrough)
Individual 2-Home Run Game	Jackson Holliday, 5/4/25 vs. KC (Lorenzen)
Individual 3-Home Run Game	Ryan Mountcastle, 6/19/21 vs. TOR (Manoah, Kay)
Individual 4-Home Run Game	Never
Home Run in Consecutive Games	Dylan Beavers, 9/16-17/25 at CWS
Home Run in 3 Consecutive Games	Tyler O'Neill, 7/25-29 (G1)/25 vs. COL, vs. TOR (4 G)
Home Run in 4 Consecutive Games	Tyler O'Neill, 7/25-29 (G1)/25 vs. COL, vs. TOR
Home Run in 5 Consecutive Games	Jonathan Schoop, 7/22-27/18 vs. TOR, BOS, TB
Home Run in 6 Consecutive Games	Chris Davis, 9/26-10/2/12 vs. TOR, BOS, TB
4-Home Run Game, Team	9/3/25 at SD
5-Home Run Game, Team	4/19/25 vs. CIN
6-Home Run Game, Team	3/27/25 at TOR
7-Home Run Game, Team	6/2/16 vs. BOS
8+-Home Run Game, Team	6/16/15 vs. PHI (8 HR)
10+-Run Game, Team	8/17/25 at HOU (12 R)
15+-Run Game, Team	7/29/25 (G1) vs. TOR (16 R)
20+-Run Game, Team	6/27/25 vs. TB (22 R)
Back-to-Back HR	Cowser/Mayo/A. Jackson, 9/3/25 at SD (3 rd inning)
Back-to-Back HR to Start First Inning	Mullins/Henderson, 4/19/25 vs. CIN
Back-to-Back-to-Back HR	Cowser/Mayo/A. Jackson, 9/3/25 at SD (3 rd inning)
Back-to-Back-to-Back HR to Start First Inning	Flaherty/Hardy/Markakis, 5/10/12 (G1) vs. TEX
2 Back-to-Back HRs, Same Game	Mullins/Henderson (1 st) & Laureano/Westburg (7 th), 4/19/25 vs. CIN
Leadoff Home Run	Jackson Holliday, 9/3/25 at SD (Cortes)
Walk-Off Win	Dylan Beavers (HR), 9/25/25 vs. TB (Kelly)
Walk-Off Home Run	Dylan Beavers, 9/25/25 vs. TB (Kelly)
Walk-Off Grand Slam	Manny Machado, 8/18/17 vs. LAA (Middleton)
Walk-Off Home Run, Eutaw St.	Rio Ruiz, 8/11/19 vs. HOU (Osuna)
Home Run, 15 th Inning or later	Jonathan Villar, 7/25/19 at LAA (Canning)
Home Run, 17 th Inning or later	Adam Jones, 5/6/12 at BOS (McDonald)
Home Run by a Pitcher	Zack Britton, 7/3/11 at ATL (Beachy)
2-Home Run Game by a Pitcher	Milt Pappas, 8/27/61 at MIN (Ramos)
Oriole to hit a Home Run for 1 st ML hit	Connor Norby, 6/4/24 at TOR (Pearson)
Oriole w/ 2 Home Runs in One Inning	Mark Trumbo, 4/15/16 at TEX (7 th inning, Pérez, Faulkner)
Oriole w/ 3 Home Runs in Consecutive Innings	Manny Machado, 8/7/16 at CWS (1 st , 2 nd , 3 rd inning, Shields, Albers)
5-Hit Game	Adley Rutschman, 6/21/24 at HOU
6-Hit Game	Cal Ripken, Jr., 6/13/99 at ATL
5-RBI Game	Jordan Westburg, 8/17/25 at HOU
6-RBI Game	Adley Rutschman, 6/9/24 at TB
7-RBI Game	Ryan Mountcastle, 4/11/23 vs. OAK (9 RBI)
8-RBI Game	Ryan Mountcastle, 4/11/23 vs. OAK (9 RBI)
9-RBI Game	Ryan Mountcastle, 4/11/23 vs. OAK
PITCHING	
Perfect Game	Never
No-Hitter	5/5/21 at SEA (Means)
1-Hitter	8/15/25 at HOU (Young, Hiraldo)
Complete Game	8/1/25 at CHC (Rogers, 8.0 IP)
Complete Game, 9.0+ IP	9/23/22 vs. HOU (Kremer, 9.0 IP)
Shutout	9/23/22 vs. HOU (Kremer)
Team Shutout	9/23/25 vs. TB (Kremer, Castillo, Selby, Hiraldo)
Consecutive CG, Pitcher	Sidney Ponson (2), 5/16-22/04
Consecutive Shutouts, Pitcher	Mike Mussina (2), 9/26-10/1/95
Consecutive CG, Team	5/13-14/11 (Guthrie, Bergesen)
Consecutive Shutouts, Team	4/18-19/23 at WSH
10+ Strikeout Game, Pitcher	Kyle Bradish (10), 8/26/25 vs. BOS
15+ Strikeout Game, Pitcher	Erik Bedard (15), 7/7/07 at TEX
10+ Strikeout Game, Team	9/21/25 vs. NY 17 K)
15+ Strikeout Game, Team	9/21/25 vs. NY 17 K)
4+ Strikeouts in an inning	Mike Cuellar (4), 5/29/70 at CAL
Immaculate Inning	Brandon Young, 7/8/25 vs. NYM (5 th inning)
MISCELLANEOUS	
Hit for the Cycle	Cedric Mullins, 5/12/23 vs. PIT (7 th in club history)
Steal of Home	Ryan Mountcastle, 8/14/25 vs. SEA
Position Player to Pitch	Luis Vázquez, 9/14/25 at TOR (1.0 IP)
Triple Play Turned	9/18/22, Bottom 3 rd at TOR (Chapman batting/Kremer pitching)
	Scoring: 6-4-3 (Mateo-Vavra-Aguilar)
Manager Ejection	Tony Mansolino, 7/20/25 at TB (1 st career)
Player Ejection	Ryan O'Hearn, 7/21/25 at CLE (3 rd career)
WINNING SWEEPS	
2-Game, at OPACY	9/26-27/23 vs. WSH
2-Game, Road	8/18-19/25 at BOS
3-Game, at OPACY	9/9-11/25 vs. PIT
3-Game, Road	9/15-17/25 at CWS
4-Game, at OPACY	7/7-10/22 vs. LAA
4-Game, Road	6/7-10/24 at TB
Doubleheader	7/29/25 vs. TOR

2025 OUTFIELD ASSISTS						
Outfielder	1B	2B	3B	HP	TOTAL	ERRORS (F-T)
Jordyn Adams	-	-	-	-	-	-
Greg Allen	-	-	-	-	-	-
Dylan Beavers	-	1	-	-	1	3 (2-1)
Dylan Carlson	-	2	-	1	3	-
Colton Cowser	-	1	1	2	4	2 (1-1)
Cooper Hummel	-	-	-	-	-	-
Jeremiah Jackson	-	1	-	2	3	1 (1-0)
Daniel Johnson	-	-	-	-	-	-
Heston Kjerstad	-	4	-	-	4	-
Ramón Laureano	-	4	-	3	7	5 (2-3)
Jorge Mateo	-	-	-	-	-	1 (1-0)
Cedric Mullins	-	-	-	-	-	3 (1-2)
Ryan Noda	-	1	-	-	1	-
Ryan O’Hearn	-	-	-	-	-	-
Tyler O’Neill	1	3	-	1	5	2 (2-0)
Team Totals	1	17	1	9	28	17 (10-7)

2025 SCHEDULE

G#	DATE	OPP.	W-L	SCORE	WP/LP/SV	REC	POS	GA/GB	ATT.
1	3/27	at TOR	W	12-2	Eflin/Berrios	1-0	T-1 st	+0.5	40,734
2	3/28	at TOR	L	8-2	Gausman/Morton	1-1	T-3 rd	-0.5	26,289
3	3/29	at TOR	W	9-5	Kremer/Lovelyady	2-1	2 nd	-0.5	27,005
4	3/30	at TOR	L	3-1	Bassitt/Sugano/Hoffman	2-2	3 rd	-1.5	21,069
5	3/31	vs. BOS	W	8-5	Dominguez/Newcomb	3-2	3 rd	-1.0	45,002*
MARCH TOTALS: 3-2				TEAM ERA: 4.60		TEAM AVG: .305			
	4/1	OFF DAY				3-2	4 th	-1.0	
6	4/2	vs. BOS	L	3-0	Crochet/Eflin/Chapman	3-3	4 th	-1.5	18,146
7	4/3	vs. BOS	L	8-4	Kelly/Morton	3-4	T-4 th	-2.0	16,656
8	4/4	at KC	L	8-2	Lugo/Kremer	3-5	5 th	-2.5	14,196
9	4/5	at KC	W	8-1	Sugano/Wacha	4-5	5 th	-2.5	14,383
10	4/6	at KC	L	4-1	Bubic/Povich/Estévez	4-6	5 th	-2.5	19,098
11	4/7	at AZ	W	5-1	Eflin/Gallen	5-6	T-4 th	-1.5	20,333
12	4/8	at AZ	L	4-3	Kelly/Morton/Martinez	5-7	4 th	-2.0	23,843
13	4/9	at AZ	L	9-0	Pfaadt/Kremer	5-8	5 th	-2.5	22,411
	4/10	OFF DAY				5-8	5 th	-2.5	
	4/11	vs. TOR	**POSTPONED**		Rescheduled for 7/29 (DH)	5-8	5 th	-2.5	
14	4/12	vs. TOR	W	5-4	Baker/Francis/Bautista	6-8	T-4 th	-2.0	22,130
15	4/13	vs. TOR	L	7-6 (10)	Hoffman/Bowman	6-9	5 th	-2.5	27,193
	4/14	OFF DAY				6-9	5 th	-2.5	
16	4/15	vs. CLE	L	6-3	Allen/Morton/Clase	6-10	5 th	-3.5	14,203
17	4/16	vs. CLE	W	9-1	Kremer/Williams	7-10	5 th	-3.5	13,964
18	4/17	vs. CLE	W	6-2	Sugano/Bibee	8-10	4 th	-3.5	16,201
19	4/18	vs. CIN	L	8-3	Abbott/Povich	8-11	4 th	-4.5	42,587*
20	4/19	vs. CIN	W	9-5	Dominguez/Greene/Bautista	9-11	4 th	-3.5	28,534
21	4/20	vs. CIN	L	24-2	Rogers/Morton/Wynne	9-12	4 th	-4.5	19,053
	4/21	OFF DAY				9-12	4 th	-4.0	
22	4/22	at WSH	L	7-0	Parker/Kremer	9-13	4 th	-4.0	29,504
23	4/23	at WSH	L	4-3	López/Soto/Finnegan	9-14	5 th	-5.0	22,246
24	4/24	at WSH	W	2-1	Povich/Gore/Bautista	10-14	5 th	-4.5	23,058
	4/25	at DET	**POSTPONED**		Rescheduled for 4/26 (DH)	10-14	5 th	-4.0	
25	4/26-1	at DET	L	4-3	Mize/Young/Vest	10-15			28,509
26	4/26-2	at DET	L	6-2	Hurter/Morton	10-16	5 th	-5.0	21,422
27	4/27	at DET	L	7-0	Skubal/Kremer	10-17	5 th	-6.5	28,613
28	4/28	vs. NYY	W	4-3	Sugano/Warren/Bautista	11-17	5 th	-5.5	22,775
29	4/29	vs. NYY	L	15-3	Rodón/Gibson	11-18	5 th	-6.5	22,164
30	4/30	vs. NYY	W	5-4	Baker/Carrasco/Bautista	12-18	5 th	-5.5	22,381
APRIL TOTALS: 9-16				TEAM ERA: 5.64		TEAM AVG: .206			
	5/1	OFF DAY				12-18	5 th	-5.5	
31	5/2	vs. KC	W	3-0	Kremer/Wacha/Bautista	13-18	5 th	-5.5	26,364
32	5/3	vs. KC	L	4-0	Bubic/Sugano	13-19	5 th	-5.5	19,348
33	5/4	vs. KC	L	11-6	Zerpa/Cano	13-20	5 th	-5.5	31,956
	5/5	OFF DAY				13-20	5 th	-5.0	
34	5/6	at MIN	L	9-1	López/Povich	13-21	5 th	-6.0	19,779
35	5/7	at MIN	L	5-2	Coulombe/Morton/Duran	13-22	5 th	-7.0	16,417
36	5/8	at MIN	L	5-2	Jax/Cano/Duran	13-23	5 th	-7.5	17,410
37	5/9	at LAA	W	4-1	Sugano/Hendricks/Bautista	14-23	5 th	-7.5	30,778
38	5/10	at LAA	L	5-2	Kochanowicz/Gibson	14-24	5 th	-7.5	27,975
39	5/11	at LAA	W	7-3	Eflin/Ty. Anderson	15-24	5 th	-8.0	29,460
	5/12	OFF DAY				15-24	5 th	-8.0	
	5/13	vs. MIN	**POSTPONED**		Rescheduled for 5/14 (DH)	15-24	5 th	-7.5	
40	5/14-1	vs. MIN	L	6-3	Stewart/Kremer/Duran	15-25	5 th	-8.5	
41	5/14-2	vs. MIN	L	8-6	Funderburk/Cano/Sands	15-26	5 th	-9.0	10,169
42	5/15	vs. MIN	L	4-0	Paddock/Sugano	15-27	5 th	-9.0	30,926
43	5/16	vs. WSH	L	4-3	López/Bautista/Finnegan	15-28	5 th	-10.5	21,171
44	5/17	vs. WSH	L	10-6	Irvin/Gibson	15-29	5 th	-10.5	28,208
45	5/18	vs. WSH	L	10-4	Soroka/Eflin	15-30	5 th	-11.5	37,264
46	5/19	at MIL	L	5-4	Uribe/Cano/Megill	15-31	5 th	-12.0	22,319
47	5/20	at MIL	L	5-2	Henderson/McDermott/Uribe	15-32	5 th	-13.0	22,778
48	5/21	at MIL	W	8-4 (11)	Baker/Alexander	16-32	5 th	-13.0	30,554
	5/22	at BOS	**POSTPONED**		Rescheduled for 5/23 (DH)	16-32	5 th	-13.5	
49	5/23-1	at BOS	L	19-5	Whitlock/Dominguez	16-33	5 th	-14.0	31,150
	5/23-2	at BOS	**POSTPONED**		Rescheduled for 5/24 (DH)	16-33	5 th	-13.5	
50	5/24-1	at BOS	L	6-5 (10)	Weissert/Soto	16-34	5 th	-14.5	30,958
51	5/24-2	at BOS	W	2-1	Kittredge/Bernardino/Dominguez	17-34	5 th	-14.0	34,604
52	5/25	at BOS	W	5-1	Kremer/Buehler	18-34	5 th	-14.0	36,824
53	5/26	vs. STL	W	5-2	Morton/Fedde/Bautista	19-34	5 th	-14.0	21,717
54	5/27	vs. STL	L	7-4	Matz/Baker/Helsley	19-35	5 th	-15.0	13,779
55	5/28	vs. STL	L	6-4	King/Povich/Helsley	19-36	5 th	-16.0	14,491
	5/29	OFF DAY				19-36	5 th	-16.0	
56	5/30	vs. CWS	W	2-1	Eflin/Burke/Bautista	20-36	5 th	-15.0	22,108
57	5/31	vs. CWS	W	4-2	Kremer/Martin/Bautista	21-36	5 th	-14.0	23,470
MAY TOTALS: 9-18				TEAM ERA: 5.21		TEAM AVG: .250			
58	6/1	vs. CWS	W	3-2	Morton/Houser/Baker	22-36	5 th	-14.0	33,037
	6/2	OFF DAY				22-36	5 th	-14.0	
59	6/3	at SEA	W	5-1	Sugano/Kirby	23-36	5 th	-14.0	21,089
60	6/4	at SEA	W	3-2	Cano/Vargas/Bautista	24-36	5 th	-13.0	19,231
61	6/5	at SEA	W	4-3	Eflin/Woo/Baker	25-36	5 th	-13.0	27,887
62	6/6	at ATH	L	5-4	Sears/Kremer/Miller	25-37	5 th	-14.0	8,424
63	6/7	at ATH	W	7-4	Akin/Severino/Bautista	26-37	5 th	-13.0	9,185
64	6/8	at ATH	L	5-1	Newcomb/Sugano	26-38	5 th	-13.0	8,836
	6/9	OFF DAY				26-38	5 th	-13.0	
65	6/10	vs. DET	L	5-3	Lee/Povich/Vest	26-39	5 th	-14.0	20,291
66	6/11	vs. DET	W	10-1	Eflin/Mize	27-39	5 th	-14.0	18,630
67	6/12	vs. DET	L	4-1	Skubal/Kremer/Vest	27-40	5 th	-15.0	18,800
68	6/13	vs. LAA	W	2-0	Morton/Kochanowicz/Bautista	28-40	5 th	-14.0	20,204
69	6/14	vs. LAA	W	6-5	Akin/Anderson/Bautista	29-40	5 th	-13.0	26,313
70	6/15	vs. LAA	W	11-2	Povich/Kikuchi	30-40	5 th	-12.0	33,370
71	6/16	at TB	L	7-1	Pepiot/Eflin	30-41	5 th	-12.0	10,046
72	6/17	at TB	W	5-1	Kremer/Littell	31-41	5 th	-11.0	10,046
73	6/18	at TB	L	12-8	Montgomery/Kittredge	31-42	5 th	-11.0	10,046
74	6/19	at TB	W	4-1	Morton/Rasmussen/Bautista	32-42	5 th	-11.0	10,046
75	6/20	at NYY	W	5-3	Blewett/Weaver/Bautista	33-42	5 th	-10.0	47,034
76	6/21	at NYY	L	9-0	Schmidt/Eflin	33-43	5 th	-11.0	46,142
77	6/22	at NYY	L	4-2	Cruz/Baker/Williams	33-44	5 th	-12.0	45,571
78	6/23	vs. TEX	W	6-0	Rogers/Corbin	34-44	5 th	-11.0	13,929
79	6/24	vs. TEX	L	6-5 (10)	Jackson/Dominguez/Garcia	34-45	5 th	-11.0	16,909
80	6/25	vs. TEX	L	7-0	deGrom/Young	34-46	5 th	-12.0	22,828
	6/26	OFF DAY				34-46	5 th	-12.0	
81	6/27	vs. TB	W	22-8	Sugano/Orze	35-46	5 th	-12.0	20,047
82	6/28	vs. TB	L	11-3	Littell/Eflin	35-47	5 th	-12.0	30,491
83	6/29	vs. TB	W	5-1	Kremer/Bradley	36-47	5 th	-12.0	19,226
84	6/30	at TEX	W	10-6 (10)	Akin/Milner	37-47	5 th	-11.0	27,420
JUNE TOTALS: 16-11				TEAM ERA: 4.05		TEAM AVG: .253			
85	7/1	at TEX	L	10-2	deGrom/Young/Latz	37-48	5 th	-11.0	30,933
86	7/2	at TEX	L	6-0	Eovaldi/Sugano/Dunning	37-49	5 th	-11.0	27,636
	7/3	OFF DAY				37-49	5 th	-11.5	
87	7/4	at ATL	W	3-2	Morton/Strider/Bautista	38-49	5 th	-11.5	40,249
88	7/5	at ATL	W	9-6 (10)	Bautista/Montero/Cano	39-49	5 th	-11.5	37,170
89	7/6	at ATL	W	2-1	Rogers/Holmes/Dominguez	40-49	5 th	-11.5	34,012
	7/7	OFF DAY				40-49	5 th	-12.0	
90	7/8	vs. NYM	L	7-6 (10)	Díaz/Cano/Brazobán	40-50	5 th	-13.0	35,200
	7/9	vs. NYM	**POSTPONED**		Rescheduled for 7/10 (DH)	40-50	5 th	-12.5	
91	7/10-1	vs. NYM	W	3-1	Wolfram/Stanek/Bautista	41-50	5 th	-12.0	25,262
92	7/10-2	vs. NYM	W	7-3	Sugano/Hagenman	42-50	5 th	-11.5	17,961
93	7/11	vs. MIA	W	5-2	Kremer/Cabrera	43-50	5 th	-11.5	22,213
94	7/12	vs. MIA	L	6-0	Junk/Rogers	43-51	5 th	-11.5	34,332
95	7/13	vs. MIA	L	11-1	Pérez/Young	43-52	5 th	-11.5	17,759

7/14	Home Run Derby (Truist Park - Atlanta, GA)									
7/15	MLB All-Star Game (Truist Park - Atlanta, GA)									
7/16-17 All-Star Break										
96	7/18	at TB	L	11-1	Bradley/Morton	43-53	5 th	-12.5	10,046	
97	7/19	at TB	L	4-3	Uceta/Domínguez/Fairbanks	43-54	5 th	-13.5	10,046	
98	7/20	at TB	W	5-3	Rogers/Pepiot/Bautista	44-54	5 th	-13.5	9,195	
99	7/21	at CLE	L	10-5	Bibee/Selby	44-55	5 th	-14.5	21,748	
100	7/22	at CLE	L	6-3	Cantillo/Young/Clase	44-56	5 th	-14.5	22,714	
101	7/23	at CLE	L	3-2	Gaddis/Selby/Clase	44-57	5 th	-15.5	30,476	
102	7/24	at CLE	W	4-3	Morton/Allen/Soto	45-57	5 th	-15.5	26,223	
103	7/25	vs. COL	L	6-5	Bird/Kittredge/Halvorsen	45-58	5 th	-16.5	25,090	
104	7/26	vs. COL	W	18-0	Rogers/Senzatela	46-58	5 th	-16.5	20,188	
105	7/27	vs. COL	W	5-1	Sugano/Gomber	47-58	5 th	-15.5	16,407	
106	7/28	vs. TOR	W	11-4	Martin/Bassitt	48-58	5 th	-14.5	20,176	
107	7/29-1	vs. TOR	W	16-4	Morton/Lucas	49-58	5 th	-13.5	16,194	
108	7/29-2	vs. TOR	W	3-2	Kittredge/Hoffman/Martin	50-58	5 th	-12.5	14,929	
109	7/30	vs. TOR	L	9-8	Fluharty/Cano/Hoffman	50-59	5 th	-13.5	17,049	
JULY TOTALS: 13-12				TEAM ERA: 4.79		TEAM AVG: .257				
110	8/1	at CHC	L	1-0	Horton/Rogers/Palencia	50-60	5 th	-13.5	40,520	
111	8/2	at CHC	W	4-3	Wolfram/Thielbar/Akin	51-60	5 th	-13.5	40,781	
112	8/3	at CHC	L	5-3	Palencia/Akin	51-61	5 th	-13.5	39,430	
113	8/4	at PHI	L	13-3	Luzardo/Povich	51-62	5 th	-14.5	41,099	
114	8/5	at PHI	L	5-0	Walker/Kremer	51-63	5 th	-15.5	43,660	
115	8/6	at PHI	W	5-1	Rogers/Suárez	52-63	5 th	-15.5	42,030	
8/7		OFF DAY				52-63	5 th	-15.5		
116	8/8	vs. ATH	W	3-2	Sugano/Ginn/Akin	53-63	5 th	-14.5	20,796	
117	8/9	vs. ATH	L	11-3	Perkins/Young	53-64	5 th	-14.5	30,078	
118	8/10	vs. ATH	L	3-2	Alvarado/Akin	53-65	5 th	-15.5	23,183	
8/11		OFF DAY				53-65	5 th	-15.5		
119	8/12	vs. SEA	L	1-0	Kirby/Kremer/Muñoz	53-66	5 th	-16.5	19,356	
120	8/13	vs. SEA	W	4-3	Akin/Brash	54-66	5 th	-15.5	17,290	
121	8/14	vs. SEA	W	5-3	Sugano/Evans/Enns	55-66	5 th	-15.5	14,083	
122	8/15	at HOU	W	7-0	Young/Valdez	56-66	5 th	-15.5	33,654	
123	8/16	at HOU	L	5-4 (12)	De Los Santos/Akin	56-67	5 th	-16.5	37,641	
124	8/17	at HOU	W	12-0	Kremer/Javier	57-67	5 th	-15.5	36,411	
125	8/18	at BOS	W	6-3	Rogers/May	58-67	5 th	-14.5	36,961	
126	8/19	at BOS	W	4-3 (11)	Cano/Whitlock/Martin	59-67	5 th	-14.0	37,435	
8/20		OFF DAY				59-67	5 th	-14.0		
127	8/21	vs. HOU	L	7-2	Alexander/Young	59-68	5 th	-14.5	18,061	
128	8/22	vs. HOU	L	10-7	Okert/Povich/Abreu	59-69	5 th	-15.5	24,224	
129	8/23	vs. HOU	L	9-8	Blubaugh/Enns/Abreu	59-70	5 th	-16.5	30,159	
130	8/24	vs. HOU	W	3-2	Rogers/Arrighetti/Akin	60-70	5 th	-15.5	19,746	
131	8/25	vs. BOS	L	4-3	Fitts/Sugano/Chapman	60-71	5 th	-16.5	15,740	
132	8/26	vs. BOS	L	5-0	Giolito/Bradish	60-72	5 th	-16.5	14,776	
133	8/27	vs. BOS	L	3-2	Weissert/Akin/Chapman	60-73	5 th	-17.5	16,790	
134	8/28	vs. BOS	L	3-2	Hicks/Garcia/Matz	60-74	5 th	-18.0	15,374	
135	8/29	at SF	L	15-8	Bivens/Kremer	60-75	5 th	-18.0	40,043	
136	8/30	at SF	W	11-1	Rogers/Seymour	61-75	5 th	-17.0	37,711	
137	8/31	at SF	L	13-2	Verlander/Sugano/Bivens	61-76	5 th	-18.0	39,220	
AUGUST TOTALS: 11-17				TEAM ERA: 4.13		TEAM AVG: .228				
138	9/1	at SD	W	4-3	Enns/Adam/Akin	62-76	5 th	-17.0	45,586	
139	9/2	at SD	W	6-2	Wells/Darvish	63-76	5 th	-17.0	42,536	
140	9/3	at SD	W	7-5	Povich/Cortes/Cano	64-76	5 th	-17.0	35,019	
9/4		OFF DAY				64-76	5 th	-17.0		
141	9/5	vs. LAD	W	2-1	Cano/Scott	65-76	5 th	-17.0	25,481	
142	9/6	vs. LAD	W	4-3	Suárez/Treinen	66-76	5 th	-16.0	42,612*	
143	9/7	vs. LAD	L	5-2	Kershaw/Sugano/Dreyer	66-77	5 th	-16.0	27,874	
9/8		OFF DAY				66-77	5 th	-16.0		
144	9/9	vs. PIT	W	3-2 (11)	Enns/Moreta	67-77	5 th	-16.0	15,488	
145	9/10	vs. PIT	W	2-1 (10)	Suárez/Nicolas	68-77	5 th	-15.0	18,210	
146	9/11	vs. PIT	W	3-2	Wolfram/Holderman/Akin	69-77	5 th	-15.0	13,957	
147	9/12	at TOR	L	6-1	Fisher/Enns	69-78	5 th	-16.0	34,376	
148	9/13	at TOR	L	5-4	Fisher/Cano	69-79	5 th	-17.0	42,461	
149	9/14	at TOR	L	11-2	Bieber/Wolfram	69-80	5 th	-18.0	42,032	
150	9/15	at CWS	W	4-1	Bradish/Wilson/Enns	70-80	5 th	-18.0	11,020	
151	9/16	at CWS	W	8-7	Kremer/Smith/Akin	71-80	5 th	-18.0	12,428	
152	9/17	at CWS	W	3-1	Wells/Pérez/Akin	72-80	5 th	-17.0	10,919	
153	9/18	vs. NYY	L	7-0	Fried/Povich	72-81	5 th	-17.0	25,253	
154	9/19	vs. NYY	W	4-2	Rogers/Warren/Akin	73-81	5 th	-16.0	26,269	
155	9/20	vs. NYY	L	6-1	Rodón/Sugano	73-82	5 th	-16.0	37,675	
156	9/21	vs. NYY	L	7-1	Bednar/Strowd	73-83	5 th	-17.0	31,974	
9/22		OFF DAY				73-83	5 th	-17.0		
157	9/23	vs. TB	W	6-0	Kremer/Pepiot	74-83	5 th	-16.0	15,267	
158	9/24	vs. TB	L	6-2	Uceta/Wells	74-84	5 th	-16.0	18,367	
159	9/25	vs. TB	W	6-5	Akin/Kelly	75-84	5 th	-16.0	16,777	
160	9/26	at NYY	7:05 PM	MASN						
161	9/27	at NYY	1:05 PM	MASN						
162	9/28	at NYY	3:05 PM	MASN						
SEPTEMBER TOTALS: 14-8				TEAM ERA: 3.61		TEAM AVG: .205				
*Indicates home sellout										
^Indicates out-of-market broadcast										
Pitchers in CAPS indicates complete game										
All times listed are Eastern										
MASN and MASN2 games can also be streamed locally via MASN+										
All games broadcast on the Orioles Radio Network and 98 Rock 97.9 FM/HD2 & WBAL NewsRadio 1090 AM/101.5 FM										
<div><div></div><div></div></div> <div><div></div><div></div></div>										
DELAYS & POSTPONEMENTS										
DATE	OPPONENT (Reason)			TIME (Delay)			RESULT			
9/23	vs. TB (inclement weather)			1:11 (pregame)			W, 6-0			
9/6	vs. LAD (inclement weather)			0:20 (pregame)			W, 4-3			
8/14	vs. SEA (rain)			2:18 (top 6 th)			W, 5-3			
8/13	vs. SEA (inclement weather)			1:40 (pregame)			W, 4-3			
7/27	vs. COL (inclement weather)			0:28 (pregame)			W, 5-1			
7/20	at TB (rain)			2:36 (top 7 th)			W, 5-3			
7/13	vs. MIA (inclement weather)			1:38 (pregame)			L, 11-1			
7/9	vs. NYM (inclement weather)			Postponed			Rescheduled for a DH on 7/10			
7/8	vs. NYM (inclement weather)			0:46 (pregame)						
6/19	at TB (inclement weather)			0:10 (pregame)			W, 4-1			
6/13	vs. LAA (rain)			2:16 (pregame, bottom 5 th)			W, 2-0			
5/28	vs. STL (rain)			0:31 (pregame)			L, 6-4			
5/24 (G1)	at BOS (rain)			0:26 (pregame)			L, 6-5			
5/23 (G2)	at BOS (rain)			Postponed			Rescheduled for a DH on 5/24			
5/22	at BOS (rain)			Postponed						
5/16	vs. WSH (inclement weather)			0:12 (pregame)			L, 4-3			
5/13	vs. MIN (inclement weather)			Postponed			Rescheduled for a DH on 5/14			
5/3	vs. KC (rain)			0:57 (top 2 nd)						
4/25	at DET (inclement weather)			Postponed			Rescheduled for a DH on 4/26			
4/11	vs. TOR (rain)			Postponed						
TOTAL TIME OF DELAYS: 15:29										
COLDEST GAME TIME TEMPERATURE: 45 degrees, April 5 at Kansas City (W, 8-1)										
WARMEST GAME TIME TEMPERATURE: 100 degrees, 2x, last: June 24 vs. Texas (L, 6-5 [10])										