

San Francisco Giants (76-77) at Los Angeles Dodgers (86-67)

LHP Robbie Ray (11-7, 3.50) vs. LHP Clayton Kershaw (10-2, 3.53)

Game #154/Road Game #79 • Friday, September 19, 2025 • Dodger Stadium • 7:10 p.m. PT

Apple TV+ • KNBR 104.5 FM/680 AM • KSFN 1510 AM / 99.3 FM

▶ **UPCOMING PROBABLE STARTING PITCHERS & BROADCAST SCHEDULE (ALL TIMES ARE IN PACIFIC TIME)** ◀◀

Sat., Sept. 20 at LAD	6:10 p.m.	TBD vs. RHP Tyler Glasnow (3-3, 3.06)	NBCS BA
Sun., Sept. 21 at LAD	1:10 p.m.	TBD vs. RHP Emmet Sheehan (6-3, 3.17)	NBCS BA

▶ All games broadcast on KNBR 104.5 FM/680 AM in English and will be broadcast in Spanish on KSFN 1510 AM / 99.3 FM



HEAD-TO-HEAD INFO

All-Time vs. LAD: 1,287-1,286-17

at Oracle Park 109-114

at Dodger Stadium 242-306

2025 vs. Los Angeles-NL.....3-7

at Oracle Park2-4

at Dodger Stadium1-3

2025 VS. LOS ANGELES-NL

Date	H/A	W/L	Score	Rec.
6/13	at LAD	W	6-2	1-0
6/14	at LAD	L	5-11	1-1
6/15	at LAD	L	4-5	1-2
7/11	LAD	W	8-7	2-2
7/12	LAD	L	1-2	2-3
7/13	LAD	L	2-5 (11)	2-4
9/12	LAD	W	5-1 (10)	3-4
9/13	LAD	L	7-13	3-5
9/14	LAD	L	2-10	3-6
9/18	at LAD	L	1-2	3-7
9/19	at LAD	--	--	--
9/20	at LAD	--	--	--
9/21	at LAD	--	--	--
Total				3-7




SEPTEMBER 19, 1998

The Giants scored seven runs in the 3rd inning, and six more in the 4th, as they demolished the Dodgers by a score of 18-4. **Bill Mueller** and **Jeff Kent** banged grand slams in the two frames, just the second time in Giants history that two players have hit grand slams in a game (April 26, 1970 was the other).

GAMEDAY INFORMATION

To access additional gameday information such as lineup sheets, pronunciation guides, headshots, audio interviews, all MLB media guides, minor league highlights and more, please scan or click the QR code below.



TODAY'S GAME: The Giants look to even the series in game two of this four-gamer here in LA after dropping last night's opener 2-1...SF is 1-3 on this final road trip of 2025.

- ▶ The Giants enter today 38-40 (.487) on the road in 2025 with three games remaining (all in this series vs. LAD)...the 38 wins are tied with their road win total from last season (38-43, .469)...with one win over the next three days, SF would have its most road wins since going 53-28 (.654) away from Oracle Park in 2021.
- ▶ SF enters today having lost eight of its last 12 games, with a -11 run differential in that span...the Giants have won one of their last four series (2-1 vs. AZ from September 8-10).
- ▶ As of Friday morning, SF is 3.0 games back of the Mets for the final Wild Card spot (NYM has the tiebreaker)...SF is also a game back of both Arizona and Cincinnati.

NL BEST: SF is 20-26 (.435) vs. the NL West this season, which is tied with the Marlins for the 22nd-ranked winning percentage vs. a team's own division this season...when removing the Rockies from the equation (8-2, .800), SF is 12-24 (.333) vs. the NL West.

- ▶ The Giants would need to win out vs. both the Dodgers this weekend, and the Rockies over the final series of the season, to secure a .500 divisional record...they went 26-26 vs. their division in both 2024 and 2023...their last season with a sub-.500 winning percentage vs. the NL West was 2022 (33-43, .434).
- ▶ The Giants have just three wins vs. the Dodgers this season...their fewest in a single season is four, done so five times (2024, 2022, 2020, 1979 and 1977).

RAY DAY: **LHP Robbie Ray** looks to get back in the win column after dropping his last start (also vs. the Dodgers last Sunday at Oracle Park)...he received the loss after allowing five runs on six hits and four walks while striking out five across 4.0 innings.

- ▶ The lefty is 1-1 with an 8.50 ERA (17er, 18.0ip), 23 strikeouts, a 1.78 WHIP and a .306 opposing batting average (22x72) over his last four starts (since August 29 vs. Baltimore).
- ▶ Ray has made 11 career starts at Dodger Stadium, going 4-2 with a 2.18 ERA (16er, 66.0ip), 99 strikeouts and a 1.03 WHIP in those outings.
- ▶ His career ERA of 2.18 here is the second-best among active pitchers (min. eight career starts at Dodger Stadium), trailing only Dodger lefty Blake Snell's 1.56 ERA (14 starts).

ACKNOWLEDGE AND MOVE ON: The Giants had 10 walks in last night's game, their most at Dodger Stadium since July 19, 2002 (also 10).

- ▶ SF had just one hit last night (a single by **C Patrick Bailey**)...it's just the seventh time since 1901 that an MLB team recorded no more than one hit while being walked 10+ times...the last time an NL team had those numbers was the Cubs on August 19, 1965 (vs. Cincinnati).
- ▶ In addition to the 10 walks last night, the Giants also struck out 14 times...it's the fifth time since 1901 that the Giants have struck out at least 14 times while drawing at least 10 walks in a game, with the only other nine-inning instance being in 2023, a game in which the Giants scored 10 runs against the Rockies (*Sports Info Solutions*).

THE SCHMITTY OF ANGELS: **IF Casey Schmitt** has nine RBI vs. the Dodgers this season (including eight the last time the Giants played here in LA from June 13-15)...the nine RBI are the most by a Giant vs. LAD in a single season since **Darin Ruf** had nine RBI in 2022.

- ▶ The last Giants with 10+ RBI vs. LAD in a single season were **Brandon Belt** (13), **Joe Panik** (10) and **Buster Posey** (10) in 2016, yet they all played 18+ games...the last Giant with 10+ RBI vs. LAD in no more than 13 games (Schmitt currently has played nine games with four possible games remaining), was **J.T. Snow** with 11 RBI in 13 games in 1999.

DID YOU KNOW?: The Giants are one of only three teams (also the Red Sox and Phillies) in the big leagues to have three starting pitchers with at least 140.0+ innings pitched and a 3.75 ERA or below (**Logan Webb**, 195.2ip, 3.27 ERA; **Robbie Ray**, 177.2ip, 3.50 ERA & **Justin Verlander**, 141.2ip, 3.75 ERA).

CONGRATS CLAYTON ON A HALL OF FAME CAREER: The Giants are set to face lefty Clayton Kershaw for the last time tonight...he is 27-16 with a 2.08 ERA (94er, 407.1ip), 415 strikeouts and a 0.93 WHIP in 62 career games (60 starts) vs. the Giants.

- ▶ No pitcher has a lower career ERA vs. the Giants than Kershaw (2.08) (min. 150 ip).
- ▶ Kershaw is just one strikeout shy of tying Warren Spahn (416) for the most career strikeouts vs. the Giants.
- ▶ The future Hall of Famer is 12-9 with a 2.30 ERA (53er, 207.0ip) in 31 starts against SF here at Dodger Stadium.

COACHING & MEDICAL STAFF ◀

Manager: Bob Melvin (6) **Coaches:** Ryan Christenson (52), Mark Hallberg (91), Matt Williams (9), Pat Burrell (95), Oscar Bernard (96), Damon Minor (94), J.P. Martinez (87), Garvin Alston (81), Taira Uematsu (99), Alex Burg (97), Eliezer Zambrano (98)

On-Field Training Staff: Dave Groeschner, Anthony Reyes, Ryo Watanabe

ACTIVE ROSTER (28) ◀

#	PITCHERS (14)	B-T	HT	WT	BORN	HOMETOWN
43	Beck, Tristan	R-R	6-4	203	6-24-96	Corona, CA
76	Bivens, Spencer 🗣️	R-R	6-4	217	6-28-94	State College, PA
34	Brubaker, JT	R-R	6-3	180	11-17-93	Springfield, OH
70	Buttó, José	R-R	6-1	202	3-19-98	Cumana, VZ
93	Gage, Matt	L-L	6-3	265	2-11-93	Broadalbin, NY
57	Lucchesi, Joey 🗣️	L-L	6-5	228	6-6-93	Newark, CA
72	McDonald, Trevor	R-R	6-0	201	2-26-01	Lucedale, MS
63	Peguero, Joel 🗣️	R-R	5-10	194	5-5-97	Santo Domingo, DR
38	Ray, Robbie	L-L	6-2	208	10-1-91	Brentwood, TN
77	Seymour, Carson	R-R	6-5	255	12-16-98	Temecula, CA
66	Teng, Kai-Wei	R-R	6-3	241	12-1-98	Kaohsiung City, TW
35	Verlander, Justin	R-R	6-5	240	2-20-83	Manakin Sabot, VA
74	Walker, Ryan	R-R	6-2	212	11-26-95	Arlington, WA
62	Webb, Logan	R-R	6-2	223	11-18-96	Rocklin, CA
#	CATCHERS (2)	B-T	HT	WT	BORN	HOMETOWN
14	Bailey, Patrick	S-R	6-0	225	5-29-99	Greensboro, NC
21	Knizner, Andrew 🗣️	R-R	6-1	225	2-3-95	Glen Allen, VA
#	INFIELDERS (7)	B-T	HT	WT	BORN	HOMETOWN
2	Adames, Willy 🗣️	R-R	6-0	215	9-2-95	Santiago de los Caballeros, DR
26	Chapman, Matt	R-R	6-1	225	4-28-93	Lake Forest, CA
16	Devers, Rafael	L-R	6-0	245	10-24-96	Sánchez, DR
78	Eldridge, Bryce	L-R	6-7	240	10-20-04	Vienna, VA
41	Flores, Wilmer	R-R	6-3	225	8-6-91	Valencia, VZ
50	Koss, Christian 🗣️	R-R	6-1	186	1-27-98	Riverside, CA
10	Schmitt, Casey	R-R	6-1	220	3-1-99	San Diego, CA
#	OUTFIELDERS (5)	B-T	HT	WT	BORN	HOMETOWN
59	Encarnacion, Jerar 🗣️	R-R	6-5	260	10-22-97	Bayaguana, DR
61	Gilbert, Drew	L-L	5-9	195	9-27-00	Stillwater, MN
51	Lee, Jung Hoo 🗣️	L-R	6-1	197	8-20-98	Seoul, SK
58	McCray, Grant	L-R	6-0	190	12-7-00	Lakewood Ranch, FL
17	Ramos, Heliot 🗣️	R-R	5-11	230	9-7-99	Maunabo, PR

NUMERICAL ROSTER ◀

NO.	NAME	POS
2	Adames, Willy	IF
10	Schmitt, Casey	IF
14	Bailey, Patrick	C
26	Chapman, Matt	IF
16	Devers, Rafael	IF/DH
17	Ramos, Heliot	OF
21	Knizner, Andrew	C
34	Brubaker, JT	RHP
35	Verlander, Justin	RHP
38	Ray, Robbie	LHP
41	Flores, Wilmer	IF
43	Beck, Tristan	RHP
50	Koss, Christian	IF
51	Lee, Jung Hoo	OF
57	Lucchesi, Joey	LHP
58	McCray, Grant	OF
59	Encarnacion, Jerar	IF/OF
61	Gilbert, Drew	OF
62	Webb, Logan	RHP
63	Peguero, Joel	RHP
66	Teng, Kai-Wei	RHP
70	Buttó, José	RHP
72	McDonald, Trevor	RHP
74	Walker, Ryan	RHP
76	Bivens, Spencer	RHP
77	Seymour, Carson	RHP
78	Eldridge, Bryce	1B
93	Gage, Matt	LHP

PRONUNCIATION GUIDE ◀

Willy Adames (ah-DAH-mess)

Spencer Bivens (BIV-ens)

JT Brubaker (brew-baker)

José Buttó (boo-TOH)

Jerar Encarnacion ((jer-ARR)

Andrew Knizner (KIZZ-ner)

Jung Hoo Lee (jung who)


Joey Lucchesi (loo-KAY-see)

Luis Matos (MAH-tose)


Joel Peguero (jo-EL peh-GAIR-oh)

Heliot Ramos (elliott)

Carson Whisenhunt (whiz-en-hunt)



Scan QR code or click [here](#) below for SF Giants Player Pronunciations Link: *Clicking on the speaker icon above also plays the audio pronunciation*



MAJOR LEAGUE INJURED & BEREAVEMENT LIST (6) ◀

Pos	Player	IL	Injury	Date On IL (Retro)	Eligible to Return	Games Missed	Team Record
C	Tom Murphy	60-Day	Mid-back disk herniation.	3/26	5/25	153	76-77
LHP	Erik Miller	60-Day	Left elbow sprain	8/21	10/20	26	15-11
RHP	Landen Roupp	15-Day	Left knee inflammation.	8/21	9/5	26	15-11
RHP	Randy Rodríguez	60-Day	Right elbow sprain	8/23	10/22	24	15-9
LHP	Carson Whisenhunt	15-Day	Back strain	8/28	9/12	20	11-9
1B	Dominic Smith	10-Day	Right hamstring strain.	9/13	9/23	6	1-5

PAST INJURED & BEREAVEMENT PLACEMENTS ◀

Pos	Player	IL	Injury	Date On IL (Retro)	Date Activated	Games Missed	Team Record
C	Patrick Bailey	10-Day	Neck strain.	6/8	6/18	8	4-4
IF	Matt Chapman	10-Day	Right hand inflammation.	6/9	7/5	23	9-14
IF	Matt Chapman	10-Day	Right hand inflammation.	8/13	8/23	9	2-7
OF	Jerar Encarnacion	60-Day	Left hand fracture.	3/24	6/2	59	33-26
OF	Jerar Encarnacion	10-Day	Left oblique strain.	6/17	7/4	40	15-25
OF	Jerar Encarnacion	10-Day	Right hamstring strain.	8/7	9/13	32	17-15
2B	Tyler Fitzgerald	10-Day	Left rib fracture.	5/1	5/16	13	6-7
2B	Christian Koss	10-Day	Left hamstring strain.	7/1	8/1	24	9-15
IF	Casey Schmitt	10-Day	Left oblique strain.	4/18	5/19	28	15-13
IF	Casey Schmitt	10-Day	Left hand inflammation.	6/27	7/7	10	5-5
RHP	Landen Roupp	15-Day	Right elbow inflammation.	7/23	8/7	19	6-13
RHP	Justin Verlander	15-Day	Right pectoral strain.	5/19	6/3	26	13-13
RHP	Justin Verlander	3-Day	Paternity list.	6/20	6/23	3	2-1
RHP	Ryan Walker	3-Day	Paternity list.	8/15	8/18	3	1-2

TODAY'S STARTER

ROBBIE RAY

LHP

#38

2025 RECORD: 11-6, 3.32 ERA

Height/Weight: 6-2/218

Bats/Throws: L/L

Born: Brentwood, TN

Age: 33 (October 1, 1991)

Signed Through: 2026

RAY GUN: The 2021 Cy Young Award winner is in his 11th season in the Majors, second with San Francisco...Ray is in year four of a five-year, \$115 million contract he signed with Seattle in late 2021...Ray opted into the final two years of the contract this past offseason.

LAST TIME OUT: Suffered his seventh loss of the season last Sunday vs. the Dodgers...worked just 4.0 innings and surrendered five runs on six hits with four walks and five strikeouts...it marked his third time failing to get out of the 5th inning in his last four starts...had pitched at least 5.0 innings in 23 of his 27 starts prior.

VS. LOS ANGELES-NL: Will be facing the Dodgers for a second consecutive start and the 25th time in his career...the lefty is 9-7 with a 3.54 ERA in his 24 starts against them and has faced them twice this year (0-1, 6.30 ERA, 10.0ip, 11k)...Ray's 24 career starts, 139.2 innings pitched and 184 strikeouts against LA are his are his most vs. any single opponent...additionally, his nine wins and 184 strikeouts vs. LAD are the most among active pitchers.

THE RAVINE: Ray has fared particularly well here at Dodger Stadium, where he will be making his 12th career start...the lefty is 4-2 with a 2.18 ERA (16er, 66.0ip), .150 opposing average and 99 strikeouts in the 11 starts...Ray last pitched here on July 24 of last season in what was his first start in a Giants uniform upon his returning from Tommy John surgery...he was awarded the win after throwing 5.0 no-hit innings in the start with eight strikeouts, two walks and a run scored...overall, Ray's .150 BAA is lowest of any pitcher with at least 50.0 career innings here at Dodger Stadium while his 2.18 ERA is third-best among active pitchers (min. 50.0ip).

LEFT ON READ: Left-handers are 21-for-123 (.171) with 26 strikeouts off Ray in 23 outings since the start of May and are slashing .190/.287/.306 off him this year...the .190 average is third-best in the NL, trailing LAD's Yoshinobu Yamamoto (.173) and SD's Nick Pivetta (.187).

MUDSLIDE: Over his last seven starts, batters are 13-for-34 (.382) in at-bats ending with his slider...they were 21-for-130 (.162) in his previous 24 starts this season.

LUCKY CHARM: The Giants have won seven of his last nine starts since the start of August and are 22-9 overall behind Ray this season.

FAST AND FURIOUS: Batters are hitting .202 (71x351) off his four-seamer, which he uses 51.6% of the time...Ray's 106 strikeouts with a four-seamer are most in the Majors...the pitch has a +15 run value this season, the highest value of any of his pitches since his 2021 Cy Young season (+17 also with his four-seamer).

TRAFFIC JAM: Ray has issued 71 walks this season, most in the NL and tied for fourth-most in MLB...it's his first time walking as many batters in a season since issuing a career-high 84 walks across 33 starts in 2019.

THE LONG BALL: Hasn't given up a homer in four straight starts (18.0ip) entering play today...prior to that stretch, Ray had surrendered 13 homers in a span of 13 games (78.1ip)...still, his 0.96 HR/9.0ip (19HR/177.2ip) rate this season would be his lowest since posting a career-best 0.63 HR/9ip (9HR, 127.2ip) in 2015.

CHANGING THINGS UP: Told reporters in the spring that he added a changeup to his pitch mix after connecting with reigning AL Cy Young Tarik Skubal this past offseason to learn about his grip.... Skubal sent Ray pictures, video and was available to chat with him about the pitch...after incorporating the pitch during Spring Training, Ray has thrown it 390 times (13.1% of the time) through 31 starts season (all to righties), with batters going 17-for-71 (.239) with 15 strikeouts off the pitch.

RAY PITCH ARSENAL / STATCAST INFO (2025)												
Pitch Type	Usage Percentage		Avg. Velo		BAA	SO						
Four-Seam Fastball	51.6%		93.6 mph		.202	106						
Slider	22.6%		87.9 mph		.207	42						
Changeup	13.1%		84.9 mph		.239	15						
Knuckle Curve	12.3%		81.2 mph		.323	17						

RAY VS. LOS ANGELES-NL (CAREER)												
Last Win: 7/24/24 at LAD						Last Loss: 9/14/25 vs. LAD						
	W-L	ERA	G/GS	IP	H	ER	BB	SO				
2025	0-1	6.30	2/2	10.0	9	7	6	11				
Career	9-7	3.54	24/24	139.2	100	55	70	184				
at SF	0-1	6.30	2/2	10.0	9	7	6	11				
at LAD	4-2	2.18	11/11	66.0	33	16	35	99				

2025 GAME-BY-GAME												
Date	Opp.	Dec	Result	IP	H	R	ER	BB	SO	HR	TP	
3/30	at CIN	W	W, 6-3	5.1	3	3	3	1	4	2	78	
4/5	SEA	W	W, 4-1	6.0	4	1	1	5	2	1	88	
4/11	at NYG	W	W, 9-1	4.0	2	1	1	4	7	0	98	
4/16	at PHI	--	W, 11-4	4.0	6	4	4	5	8	1	93	
4/21	MIL	--	W, 5-2	5.0	5	2	2	3	4	1	92	
4/26	TEX	--	W, 3-2	7.0	5	2	2	1	8	0	97	
March/April			3-0	3.73	31.1	25	13	13	19	33	5	--
5/2	COL	W	W, 4-0	7.0	2	0	0	2	8	0	86	
5/7	at CHC	W	W, 3-1	6.0	3	1	1	2	5	0	98	
5/13	AZ	W	W, 10-6	6.0	7	3	3	3	9	0	108	
5/19	KC	--	L, 1-3	7.0	6	0	0	1	7	0	94	
5/25	at WSH	W	W, 3-2	6.0	3	1	1	0	7	0	90	
5/31	at MIA	L	L, 0-1	7.0	2	1	1	3	9	0	98	
May Totals			4-1	1.38	39.0	23	6	6	11	45	0	--
6/5	SD	W	W, 3-2	7.0	4	2	2	1	9	1	101	
6/11	at COL	--	W, 10-7	4.0	6	4	2	2	5	0	93	
6/17	CLE	L	L, 2-3	6.0	5	3	3	2	5	1	102	
6/22	BOS	--	W, 9-5	5.0	8	4	3	1	7	2	88	
6/28	at CWS	L	L, 0-1	6.0	4	1	1	2	6	1	101	
June Totals			1-2	3.54	28.0	27	14	11	8	32	5	--
7/3	at AZ	W	W, 7-2	9.0	3	2	2	1	7	2	102	
7/8	PHI	--	W, 4-3	5.2	4	1	1	3	5	0	99	
7/13	LAD	--	L, 2-5	6.0	3	2	2	2	6	1	92	
7/20	at TOR	L	L, 6-8	4.1	5	5	5	5	3	2	95	
7/26	NYM	L	L, 1-2	5.2	5	2	2	3	3	0	102	
July Totals			1-2	3.52	30.2	20	12	12	14	24	5	--
8/1	at NYM	--	W, 4-3	7.0	4	1	1	1	6	1	102	
8/6	at PIT	--	W, 4-2	6.0	6	2	2	2	8	0	104	
8/12	SD	L	L, 1-5	6.0	7	4	4	1	4	1	113	
8/18	at SD	W	W, 4-3	6.2	3	3	0	1	6	1	105	
8/24	at MIL	--	W, 4-3	5.0	6	3	3	4	0	1	80	
8/29	BAL	--	W, 15-8	4.1	6	6	6	3	5	0	94	
August Totals			1-1	4.11	35.0	32	19	16	12	29	4	--
9/3	at COL	--	W, 10-8	4.2	7	5	4	1	8	0	99	
9/9	AZ	W	W, 5-3	5.0	3	2	2	2	5	0	95	
9/14	LAD	L	L, 2-10	4.0	6	5	5	4	5	0	98	
Sept. Totals			1-1	7.24	13.2	16	12	11	7	18	0	--
2025 Totals			11-7	3.50	177.2	143	76	69	71	181	19	--

HEY NOW, YOU'RE AN ALL-STAR: Was selected to the NL All-Star team for the second time in his career...the lefty, who was also an All-Star in 2017 with the Diamondbacks, enjoyed the best first half of his 12-year MLB career, posting his lowest career ERA (2.65) before the break (min. nine starts).

ROBBIE RAY MAY: Was named the National League Pitcher of the Month after going 4-1 with a 1.38 ERA (6er, 39.0ip), 45 strikeouts, a 0.87 WHIP and a .169 opposing batting average in six May starts...the southpaw became the first Giant with an ERA of 1.38 or lower in a month and at least 39.0 innings pitched since **Madison Bumgarner** in May 2016 (1.05 ERA, 42.2ip)...the honor was the second Pitcher of the Month award of Ray's career (also: AL Pitcher of the Month in August 2021 with Toronto).

GIANTS MONTHLY STARTER BREAKDOWN												
March/April			May		June		July		August		September	
Record	9-9		Record	9-11	Record	7-7	Record	6-10	Record	8-10	Record	5-5
ERA	4.40		ERA	2.77	ERA	3.94	ERA	4.77	ERA	4.91	ERA	4.14
ERA Rank	21st		ERA Rank	2nd	ERA Rank	9th	ERA Rank	23rd	ERA Rank	21st	ERA Rank	12th
Strikeouts	173		Strikeouts	146	Strikeouts	142	Strikeouts	111	Strikeouts	129	Strikeouts	80
Walks	69		Walks	40	Walks	50	Walks	56	Walks	47	Walks	27
HR Allowed	16		HR Allowed	11	HR Allowed	17	HR Allowed	14	HR Allowed	19	HR Allowed	4
BAA	.261		BAA	.238	BAA	.249	BAA	.266	BAA	.260	BAA	.262

GIANTS MONTHLY BULLPEN BREAKDOWN

March/April		May		June		July		August		September	
Record	10-4	Record	4-3	Record	6-7	Record	3-5	Record	6-4	Record	3-3
ERA	2.52	ERA	2.43	ERA	3.97	ERA	4.09	ERA	3.69	ERA	4.66
ERA Rank	2nd	ERA Rank	2nd	ERA Rank	17th	ERA Rank	15th	ERA Rank	10th	ERA Rank	19th
Sv/Sv Opp	10/15	Sv/Sv Opp	6/10	Sv/Sv Opp	8/13	Sv/Sv Opp	2/4	Sv/Sv Opp	6/9	Sv/Sv Opp	4/5
Strikeouts	10	Strikeouts	84	Strikeouts	76	Strikeouts	100	Strikeouts	90	Strikeouts	44
Walks	33	Walks	31	Walks	41	Walks	30	Walks	34	Walks	25
HR Allowed	8	HR Allowed	6	HR Allowed	9	HR Allowed	13	HR Allowed	8	HR Allowed	4
BAA	.197	BAA	.194	BAA	.253	BAA	.255	BAA	.258	BAA	.286

#43 TRISTAN BECK ▶ RHP

Pitch Arsenal: 4-Seam FB, Slider, Curveball, Sweeper
Last Game: 9/16 at AZ; 3.0ip, 5h, 3r, 3er, k, hr (42 pitches) (start)
▶ Started Tuesday's bullpen game for SF in Arizona.
▶ Owns a 4.98 ERA (12er, 21.2ip) with 20 strikeouts and four walks in his last nine games dating to August 13.
▶ Is holding left-handed batters to a .208 clip.
▶ Posted a 6.48 ERA (12er, 16.2ip) with 16 strikeouts and a .258 opponent average across nine appearances in August.
▶ Batters are 9-for-58 (.155) with 15 strikeouts off his sweeper.
▶ Has recorded at least four outs in 17 of 27 MLB games this season...pitched 2.0 innings in 11 of 19 games at Triple-A.

#76 SPENCER BIVENS ▶ RHP (BIV-ens)

Pitch Arsenal: Sinker, Cutter, Changeup, Slider
Last Game: 9/17 at AZ; 1.0 (8 pitches)
▶ Has a 2.78 ERA (7er, 22.2ip) in his last 14 games since July 30.
▶ Recorded at least four outs in 24 of his 49 games this year...has thrown 2.0+ innings in 17 of his 49 games.
▶ Opponents are hitting .333 (31x93) off him with RISP.
▶ Originally signed by SF in 2022 out of the Independent Atlantic League...Bivens' career arc took him through France, the Czech Republic and multiple Indy ball teams before signing with SF.

#34 JT BRUBAKER ▶ RHP (BROO-bay-kerr)

Pitch Arsenal: Sinker, Slider, Changeup, Curveball, 4-Seam FB
Last Game: 9/14 vs. LAD; 2.0ip, 4h, r, er, k (31 pitches)
▶ Selected from Triple-A Sacramento on September 1 and has made three appearances with SF this year (6.1ip, 8h, 4r, bb, 5k).
▶ Started the season with the Yankees organization and began the year on the IL with broken ribs...made six starts on a rehab assignment and then appeared in 12 games with New York (3.38 ERA, 6er, 16.0ip) before being designated for assignment on Aug. 5...signed a minor league contract w/SF Aug. 13.
▶ Went 1-0 with a 1.64 ERA (2er, 11.0ip) in three games/two starts with Triple-A Sacramento.
▶ Missed all of 2023 and most of 2024 while recovering from Tommy John surgery.

#70 JOSÉ BUTTÓ ▶ RHP (boo-TOH)

Pitch Arsenal: 4-Seam FB, Slider, Sinker, Changeup, Sweeper
Last Game: 9/16 at AZ; 1.2ip, 3h (27 pitches)
▶ Has made 18 appearances with SF, logging a 4.00 ERA (8er, 18.0ip) with hitters batting .262 off him in that time.
▶ Batters are 10-for-28 (.357) off him this month with four XBH.
▶ Hasn't given up a run in 14 of 18 outings with the Giants.
▶ Allowed seven of 14 inherited runners to score since joining SF.
▶ Acquired on July 30 from the Mets as part of the return package for RHP Tyler Rogers.
▶ Spent his entire pro career with the Mets organization prior to the trade...was signed by NYM as an international amateur free agent out of Venezuela in 2017.

#93 MATT GAGE ▶ LHP

Pitch Arsenal: Slider, 4 Seam FB, Sinker, Changeup, Curveball, Sweeper
Last Game: 9/15 at AZ; 1.0ip, h, r, er, bb (17 pitches)
▶ Has given up five runs on six hits (.429 BAA) over his last three outings (2.2ip) for a 16.88 ERA...had a 2.25 ERA in 20 outings prior (20.0ip) since joining SF on July 18.
▶ Has a 9.31 ERA (10er, 9.2ip) in his last 13 outings dating to August 15 (17 hits, six walks, 11 strikeouts, .370 BAA).
▶ Has allowed eight of his 16 inherited runners to score since joining SF after the All-Star break (selected from Triple-A on July 18).
▶ Served as the opener twice for SF...has worked 2.0 hitless, scoreless innings with two strikeouts in the two starts.
▶ Signed a minor league deal with SF on July 2 after spending the majority of the season in the Detroit organization.

#57 JOEY LUCCHESI ▶ LHP (loo-KAY-see)

Pitch Arsenal: 4-Seam FB, Cutter, Churve, Splitter, Sinker
Last Game: 9/18 at LAD; 1.0ip, h (13 pitches)
▶ Last 12 outings: 1.46 ERA (2er, 12.1ip), five walks, seven strikeouts.
▶ Overall, has appeared in 36 games for SF, allowing 14 runs (13er) in 36.1 innings (3.22 ERA) with 28 strikeouts and 11 walks since having his contract selected from Triple-A on June 15.
▶ Is working exclusively of the 'pen for the first time in his career.
▶ Opponents have a 30.7% hard hit rate off him this season, his lowest in a full season and down from 54.8% last year.

#72 TREVOR McDONALD ▶ RHP

Pitch Arsenal: 4-Seam FB, Sinker, Curveball, Changeup
Last Game: 9/16 at AZ; 2.0ip, 3h, 2r, 2er, bb, k (34 pitches)
▶ Made his season debut with SF on Tuesday after being recalled earlier in the day...was his second career MLB game.
▶ Has spent all of this season with Triple-A Sacramento, going 9-9 with a 5.31 ERA (84er, 142.1ip) in 29 games/24 starts...he registered 144 strikeouts against 62 walks.
▶ Made his MLB debut last year with one appearance for the Giants on Sept. 29 vs. St. Louis (3.0ip, bb, k).

#63 JOEL PEGUERO ▶ RHP (jo-EL peh-GAIR-oh)

Pitch Arsenal: 4 Seam FB, Sinker, Slider, Changeup
Last Game: 9/17 at AZ; W, 2.0ip, r, bb, k (26 pitches)
▶ Had his contract selected from Triple-A on August 21.
▶ In 12 games with SF he's struck out 12, walked seven and allowed three earned runs in 16.2 innings (1.62 ERA).
▶ Has thrown 2.0 innings in three of his 12 games.
▶ Has thrown 94 pitches at 100 mph or faster (out of 247 total pitches).
▶ Made his Major League debut on August 21 in San Diego.
▶ Signed by SF as a minor league free agent this past offseason.

#77 CARSON SEYMOUR ▶ RHP

Pitch Arsenal: 4-Seam FB, Sinker, Curveball, Slider, Changeup
Last Game: 9/14 vs. LAD; 1.0ip, 3h, r, er, k (24 pitches)
▶ Is back in the bullpen after making three turns through the rotation...had an .8.68 ERA (9er, 9.1ip) in the three starts.
▶ Has pitched to a 3.97 ERA (10er, 22.2ip) in 11 games out of the bullpen for SF at the MLB level this year.
▶ Also has fared much better on the road (3.38 ERA in six games, one start) than at home (7.31 ERA in eight games, two starts).
▶ Permitted nine homers in 32.0 innings w/SF this year.

#74 RYAN WALKER ▶ RHP

Pitch Arsenal: Sinker, Slider
Last Game: 9/17 at AZ; 1.0ip, h, bb, ibb, hbp, k (23 pitches)
▶ Returned to the closer role with **Randy Rodríguez** out for the year.
▶ Allowed four runs on nine hits (.391 BAA) in 5.0 innings (seven games) this month (7.20 ERA)...is 0-2-3 in that time.
▶ Still has a 2.50 ERA (5er, 18.0ip) in his last 21 games dating to 7/23.
▶ Has been much more effective at home (1.59 ERA and a .190 BAA in 31g) compared to the road (6.00 ERA and a .289 BAA in 33g).
▶ Has stranded 15 of his 23 inherited runners this season.
▶ His 86.4 mph average exit velocity is in the top 5% of MLB.

GIANTS BULLPEN PITCHES THROWN - LAST 5 DAYS

Pitcher	Thurs	Wed	Tues	Mon	Sun
Tristan Beck (R)	--	--	42	--	--
Spencer Bivens (R)	--	8	--	--	25
JT Brubaker (R)	--	--	--	--	31
José Buttó (R)	--	--	27	--	--
Matt Gage (L)	--	--	--	17	--
Joey Lucchesi (L)	13	--	19	22	--
Trevor McDonald (R)	--	--	34	--	--
Joel Peguero (R)	--	26	--	15	--
Carson Seymour (R)	--	--	--	--	--
Ryan Walker (R)	--	23	14	--	--

#2 WILLY ADAMES ▶ IF

(ah-DAH-mess)

Yesterday: 0x2, 2bb, k, sb
AZ Series: 0x11, 2bb, 5k (3g)
Road Trip: 0x13, 4bb, 6k, sb (4g)

▶ Is hitless in his last 13 at-bats and is 4-for-his-last-27 (.148) with one RBI in his last eight games.
▶ His 28 HRs are the most by a Giants' RHB since **Jeff Kent**'s 37 in 2002.
▶ 12 of his 28 homers have come vs. NL West opponents.
▶ His 23 homers since June 10 are fourth-most in the NL in that span.
▶ His 28 homers as a shortstop are most in the Majors this season... his 82 RBI are fourth-best.
▶ Adames' 23 go-ahead RBI are tied for fifth-most in the NL.
▶ Is 8x38 (.211) w/two HRs & five RBI in 10 games vs. LAD this year.
▶ Has appeared in 151 of SF's 153 games this season.

#14 PATRICK BAILEY ▶ C

Yesterday: 1x2, bb, k
AZ Series: 1x7, r, 3k (3g)
Road Trip: 2x9, r, bb, 4k (4g)

▶ Is 7x31 (.226) with three HRs and nine RBI in his past 12 games.
▶ Is 14x47 (.298) with 10 runs and four HRs in 16g this month...his 13 RBI in September are tied for fifth-most in the NL.
▶ Very well could win his second Gold Glove this year...behind the plate, Bailey leads MLB with +24 Catcher Framing Runs overall... he's worth +13 on balls outside the zone (turning them into strikes), twice as many as any other catcher, and +11 in the strike zone (keeping strikes a strike).
▶ Also ranks among MLB's best in Defensive Runs Saved (+20, 1st), shadow strike rate (47.5%, 2nd) and pop time to 2B (1.87s, 4th).

#26 MATT CHAPMAN ▶ IF

Yesterday: 0x2, 2bb, 2k
AZ Series: 0x10, r, rbi, bb, 3k, sf (3g)
Road Trip: 0x12, r, rbi, 3bb, 5k (4g)

▶ Is hitless in his last 17 at-bats and is 0x10 on this road trip.
▶ Is 2x23 (.087) in his last seven games (2b, 2rbi, 5bb, 9k).
▶ Is 2-for-his-last-19 against left-handed pitching.
▶ Is five hits shy of 1,000 for his career.
▶ His 48 homers are tied with **Johnny Mize** for fourth-most through a Giants' first two seasons with the team (*Stats, LLC*).
▶ Since the start of last season, the Giants are 58-22 when Chapman records an RBI in a game and 34-10 when he homers.

#16 RAFAEL DEVERS ▶ IF

Yesterday: 0x3, rbi, bb, 2k
AZ Series: 2x13, r, rbi, 3k (3g)
Road Trip: 2x16, r, 2rbi, bb, 5k (4g)

▶ Is 5-for-his-last-43 in his last 12g and hitting .180 in 16g this month.
▶ Hitting .176 (13x74) against LHPs in his last 41 games.
▶ Is one of three players this year w/100 RBI and 100 BBs (Schwarber and Judge are the others)...Devers was first to do it this season.
▶ Is just 1-for-22 (.045) with one RBI in seven games vs. LAD in '25.
▶ His 12 HRs since August 1 are tied for fifth-most in the NL w/ **Adames**.
▶ Is averaging career-bests in walk rate (15.3%) & hard hit rate (55.7%).

#78 BRYCE ELDRIDGE ▶ IF

Yesterday: 0x3, 2k
AZ Series: 0x6, bb, 3k (2g)
Road Trip: 0x9, bb, 5k (3g)

▶ 20-year-old was selected to the Major League roster Monday from Triple-A Sacramento...made his MLB debut Monday night as the DH.
▶ Became the youngest Giant to make his MLB debut (20 years, 330 days) since **Madison Bumgarner** did so at 20 years, 38 days on Sept. 8, 2009...also became the youngest Giants position player to debut since **C Jeff Ransom** did it at 20 years, 298 days on Sept. 5, 1981.
▶ SF's top prospect is the #13 overall prospect according to *MLB Pipeline* and the game's #19 prospect according to *Baseball America*.
▶ In 66 games at Triple-A this year he slashed .249/.322/.514 (.836 OPS) with 13 doubles, 18 homers and 63 RBI.
▶ In his three levels this season that included 34 games in Double-A and two games on a rehab assignment in the ACL, Eldridge has slashed .260/.333/.510 (.843 OPS) with 21 doubles, 25 homers, 84 RBI, 42 walks and 127 strikeouts.
▶ He owned a 63.5% hard-hit rate at AAA this season, tops in Triple-A among players with at least 250 plate appearances.

#59 JERAR ENCARNACION ▶ IF/OF

Yesterday: 0x1, k
AZ Series: 3x8, r, 2b, 3rbi, 3k (2g)
Road Trip: 3x9, r, 2b, 3rbi, 4k (3g)

▶ Reinstated from rehab & activated from the IL last Saturday...missed 32g w/ right hamstring strain suffered running to 1B on Aug. 8.
▶ Was 2x17 with two RBI in five rehab games with Triple-A Sacramento.
▶ Missed 131 games across three IL stints this season...missed the first 59g w/a left hand fracture & 40g with a left oblique strain (6/17-8/8).

#41 WILMER FLORES ▶ IF

Yesterday: 0x1
AZ Series: 2x4, 2r, hr, 2rbi (1g)
Road Trip: 2x5, 2r, hr, 2rbi (2g)

▶ Needs one RBI to match his career-high from 2022 (71).
▶ Is 6x15 with two doubles, four RBI and a walk as a pinch hitter...his .400 BA as a PH is fifth-best in the Majors (min. 15 PA).
▶ Batting .333 (35x105) with seven HRs and 57 RBI with RISP...the .333 average w/ RISP is eighth-best in the NL (min. 100 PA).
▶ SF is 31-12 this season when he has an RBI & 11-3 when he homers.

#61 DREW GILBERT ▶ OF

Yesterday: 0x3, k
AZ Series: 1x7, 2k (2g)
Road Trip: 1x10, 3k (3g)

▶ Is 5x35 (.143) in last 12 games dating to Sept. 2.
▶ Is 17x81 (.210) with nine XBHs & 12 RBI in 30 games w/SF.
▶ Had contract selected on August 8, making his MLB debut that night.
▶ Acquired from the Mets on July 30 in the Tyler Rogers trade.
▶ Is SF's No. 8 prospect on *MLB Pipeline* & No. 9 on *Baseball America*.

#21 ANDREW KNIZNER ▶ C

(KIZZ-ner)

Yesterday: --
AZ Series: 1x3 (1g)
Road Trip: 1x3 (1g)

▶ Is 13x43 (.302) with seven runs and two RBI in his last 19 games.
▶ Is 16x72 (.222) with a homer and three RBI in 30g for SF (25 starts).

#50 CHRISTIAN KOSS ▶ IF

(KAWSS)

Yesterday: 0x1, k
AZ Series: 1x4, r, 2b, 2rbi (1g)
Road Trip: 1x5, r, 2b, 2rbi, k (2g)

▶ Is 6x20 (.300) in his last eight games but also 9x43 (.209) over his last 16 games.
▶ Owns an .820 OPS with seven XBH and 16 RBI in 35 home games... has a .515 OPS with four XBH and six RBI in 33 road games.
▶ Has appeared in games at 2B (42), 3B (13), SS (6) and pitcher (4).

#51 JUNG HOO LEE ▶ OF

(jung who)

Yesterday: 0x3, r, bb, k
AZ Series: 0x7, r, bb (3g)
Road Trip: 0x10, 2r, 2bb, k (4g)

▶ Is hitless in his last 21 at-bats.
▶ Is the fifth Giant in SF history with 30+ 2B and 10+ 3B in a season.
▶ When Lee scores a run this year SF is 37-17...when he scores two or more they are 17-0.
▶ His 11 triples are tied for third-most in MLB and most by a Giant in a single season since **Brandon Crawford** also had 11 triples in 2016.
▶ His 11.2% strikeout rate ranks in the top 5% of MLB.
▶ Has played in 143 games, the second-most games he's played in his career (2022 w/Kiwoom)...he played in a career-best 144g his rookie season in the KBO in 2017.

#58 GRANT MCCRAY ▶ OF

Yesterday: ---
AZ Series: 0x0, rbi, sf (2g)
Road Trip: 0x0, rbi, sf (2g)

▶ His 101.7 mph outfield assist in the 10th last Friday was the hardest thrown outfield assist by a Giant in the *Statcast* era (since 2015).
▶ Recalled from Triple-A on Sept. 1...appeared in 6g for defense since.
▶ Went 2x20 with 10 strikeouts in 10 games his first call-up this year.
▶ Hit .250 (111x444) with 19 doubles, five triples, 15 home runs, 71 RBI and 55 walks in 110 games with the River Cats this year.

#17 HELIOT RAMOS ▶ OF

(Elliott)

Yesterday: 0x3, 2bb
AZ Series: 1x11, r, 2b, k (3g)
Road Trip: 1x14, r, 2b, 2bb, k (4g)

▶ Is 4x40 (.100) with two XBH and five runs scored in his last 11 games.
▶ Worth -9 outs above average in LF, tied for the second-worst mark among left fielders in MLB...his nine errors are most by a LF in MLB.
▶ 13 of his 17 homers have come vs. RHP.
▶ Has started 147 of the Giants' 153 games, 144 in LF and three as DH.
▶ His 17 HBP's are fifth-most in MLB and most by a Giant since **Ron Hunt** in 1970 (26).

#10 CASEY SCHMITT ▶ IF

Yesterday: 0x3, bb, 2k
AZ Series: 3x7, 2r, hr, rbi, k (2g)
Road Trip: 3x10, 2r, hr, rbi, bb, 3k (3g)

▶ Is 3x20 (.150) in his past six games.
▶ Is batting .262 (17x65) with five HRs and 31 RBI w/RISP.
▶ Has a .778 OPS against RHPs with 10 homers and a .575 OPS vs. LHP with one homer.
▶ Has made 80 starts (12 at 1st, 44 at 2B, 22 at 3rd, 1 at SS, 1 at DH).

GIANTS RUN INFORMATION										
Team	1	2	3	4	5	6	7	8	9	10+
Giants	83	65	69	71	80	99	61	52	55	28
Opponents	69	73	79	65	99	91	55	52	49	14

WALK-OFF WINS (11)		
Player	Date	Play Result
Willy Adames	4/4 vs. SEA	Single
Wilmer Flores	4/6 vs. SEA	Single
Mike Yastrzemski	4/9 vs. CIN	Home Run
Patrick Bailey	4/26 vs. TEX	Single
Heliot Ramos	4/27 vs. TEX	Single
Wilmer Flores	5/17 vs. ATH	Walk
Tyler Fitzgerald	6/6 vs. ATL	Wild Pitch
Matt Chapman	6/7 vs. ATL	Home Run
Patrick Bailey	7/8 vs. PHI	Home Run
Jung Hoo Lee	8/28 vs. CHC	Single
Patrick Bailey	9/12 vs. LAD	Home Run

WALK-OFF LOSSES (6)		
Player	Date	Play Result
Jo Adell	4/20 at LAA	Double
DaShawn Keirse y Jr.	5/11 at MIN	Single
Orlando Arcia	6/12 at COL	Single
Isiah Kiner-Falefa	8/4 at PIT	Fielder's Choice
William Contreras	8/22 at MIL	Home Run
Jordan Walker	9/6 at STL	Double

CAREER GAME-ENDING HITS & WALK-OFF RBI		
Player	Hits (Last)	RBI (last)
Adames	6 (4/4/25 vs. SEA, 1B)	6 (4/4/25 vs. SEA, 1B)
Bailey	6 (9/12/25 vs. LAD, GSHR)	6 (9/12/25 vs. LAD, GSHR)
Chapman	4 (6/7/25 vs. ATL, HR)	4 (6/7/25 vs. ATL, HR)
Devers	5 (5/24/25 vs. BAL)	5 (5/24/25 vs. BAL)
Encarnacion	--	--
Flores	9 (4/6/25 vs. SEA, 1B)	14 (5/17/25 vs. ATH, BB)
Knizner	--	--
Koss	--	--
Lee	1 (8/28/25 vs. CHC, 1B)	1 (8/28/25 vs. CHC, 1B)
Ramos	--	--
Smith	2 (6/25/21 vs. PHI, 1B)	2 (6/25/21 vs. PHI, 1B)

GIANTS CAREER MILESTONES TRACKER			
Player	Stat	Total	Approaching
Adames	Doubles	192	200
Bivens	Strikeouts	94	100
Buttó	Games	92	100
Chapman	Hits	995	1,000
Devers	Doubles	286	300
Knizner	RBI	88	100
Ramos	Walks	92	100
Webb	Strikeouts	981	1,000

CATCHER'S LOG					
Catcher	Inn	CS	SB	CS%	PB
Patrick Bailey	974.2	25	58	30.1%	8
Andrew Knizner	210.0	4	14	22.2%	0
Sam Huff	148.1	7	17	29.2%	1
Logan Porter	21.2	0	0	-	0
Total	1354.2	36	89	28.8%	9

OUTFIELD ASSISTS (23)	
Player	Total
Mike Yastrzemski	9
Jung Hoo Lee	7
Heliot Ramos	5
Jerar Encarnacion	1
Drew Gilbert	1

2025 INSTANT REPLAY INFORMATION				
Team	Challenges	Won	Lost	Rate
Giants	44	25	19	57%
Opponents	40	24	16	60%

GIANTS EJECTIONS (7)		
Date	Player/Coach	Umpire
5/11 @ MIN	Bob Melvin	Ramon De Jesus
5/27 @ DET	Bob Melvin	Tony Randazzo
6/30 @ AZ	Bob Melvin	Quinn Wolcott
7/20 @ TOR	Justin Verlander	Chad Whitson
9/2 @ COL	Matt Chapman	Phil Cuzzi
9/2 @ COL	Willy Adames	Phil Cuzzi
9/3 @ COL	Bob Melvin	Dan Bellino

2025 GIANTS RECORD WHEN...			
Overall	76-77	Series Opener at Home	11-13
Home	38-37	Series Opener on Road	13-13
Road	38-40	By Series	24-22-3
Day	31-33	By Home Series	11-12-1
Night	45-44	By Road Series	13-10-2
Current Streak	L1	Rubber Games	13-9
Last 5 Games	1-4	Sweeps/Were Swept	6-8
Last 10 Games	4-6	Scored First	52-28
March	3-1	Opponent Scored First	24-49
April	16-11	1-run games	26-28
May	13-14	1 or 2 run games	38-47
June	13-14	Comeback Wins	35-34
July	9-15	Last AB Wins	22-13
August	14-14	Walkoff Wins	11-7
September	8-8	Extra Innings	9-6
Vs. LHSP	16-27	Led After 6	54-9
Vs. RHSP	60-50	Led After 7	56-7
Series Opener	24-26	Led After 8	59-5
Tied After 6	9-11	Hit 2+ HR	35-8
Tied After 7	9-8	Scored 3 or Fewer Runs	16-53
Tied After 8	11-5	Scored 4 or More Runs	60-24
Behind After 6	12-57	Scored 5 or More Runs	48-14
Behind After 7	10-62	Allowed 3 or Fewer Runs	54-24
Behind After 8	5-67	Allowed 4 or More Runs	22-53
Division Games	20-26	Allowed 5 or More Runs	14-44
Vs. Other Divisions	56-51	More Hits than Opponent	44-14
Vs. A.L. Teams	24-24	Fewer Hits than Opponent	26-59
Vs. N.L. Teams	52-53	Committed No Errors	50-33
Vs. A.L. East	7-8	Committed 1 or More Errors ..	26-44
Vs. A.L. Central	3-12	Before All-star Game	52-45
Vs. A.L. West	14-4	After All-star Game	24-32
Vs. N.L. East	16-15	Starter Goes at least 5 inn	63-43
Vs. N.L. Central	16-12	Starter Goes at least 6 inn	33-30
Vs. N.L. West	20-26	Starter Goes at least 7 inn	15-8
Hit 0 HR	18-36		
Hit 1+ HR	58-41		

HOME RUN BREAKDOWNS

Player	Total	RUNNERS ON				SPLITS				SCORE			STATCAST MAX			
		0	1	2	3	vL	vR	Home	Away	Tied Game	Go Ahead	Team W-L	EV (mph)	Distance (ft)	Bat Speed (mph)	Last HR
Willy Adames	28	21	6	1	-	10	18	11	17	2	12	14-10	108.8	452	76.3	9/9 vs. AZ
Patrick Bailey	6	3	1	1	1	1	5	5	1	-	2	5-1	106.5	414	75.6	9/12 vs. LAD
Matt Chapman	21	9	10	1	1	3	18	12	9	1	5	14-5	110.7	450	83.3	9/8 vs. AZ
Rafael Devers	16	10	3	3	-	4	12	8	8	1	8	10-4	114.5	438	81.2	9/5 @ STL
Bryce Eldridge	-	-	-	-	-	-	-	-	-	-	-	-	-	-	-	-
Jerar Encarnacion	2	2	-	-	-	1	1	-	2	1	-	2-0	111.4	442	79.0	8/6 @ PIT
Wilmer Flores	16	7	4	4	1	6	10	7	9	2	7	11-3	106.8	413	70.3	9/16 @ AZ
Drew Gilbert	3	2	1	-	-	-	3	1	2	-	-	3-0	109.8	407	73.8	9/3 @ COL
Andrew Knizner	1	1	-	-	-	1	-	-	1	-	-	1-0	106.5	397	73.5	6/13 @ LAD
Christian Koss	3	-	2	-	1	-	3	2	1	-	2	2-1	107.6	419	77.1	8/5 @ PIT
Jung Hoo Lee	8	2	3	3	-	3	5	3	5	-	3	5-2	105.4	406	78.1	9/8 vs. AZ
Grant McCray	-	-	-	-	-	-	-	-	-	-	-	-	-	-	-	-
Heliot Ramos	17	10	7	-	-	4	13	8	9	-	7	9-8	112.8	435	81.2	9/8 vs. AZ
Casey Schmitt	11	6	1	2	2	1	10	2	9	1	1	8-3	111.6	423	81.4	9/15 @ AZ
Team Totals	162	90	47	19	6	42	120	71	91	-	-	-	114.5	452	83.3	-
Opponent Totals	129	76	43	9	1	33	96	67	62	-	-	-	115.4	484	85.6	-

2-HOMER GAMES (10)

Player (Career)	Date
Jung Hoo Lee (1)	4/13 @ NYY
Willy Adames (8)	5/4 vs. COL
Wilmer Flores (10)	5/16 vs. ATH
Willy Adames (9)	7/19 at TOR
Rafael Devers (20)	7/23 at ATL
Matt Chapman (13)	7/27 vs. NYM
Willy Adames (10)	8/22 at MIL
Rafael Devers (21)	8/27 vs. CHC
Willy Adames (11)	8/28 vs. CHC
Matt Chapman (14)	9/3 at COL

3-HOMER GAMES (1)

Player (Career)	Date
Wilmer Flores (1)	5/16 vs. ATH

GRAND SLAMS (5)

Player (Career)	Date
Matt Chapman (3)	5/3 vs. COL
Wilmer Flores (7)	5/16 vs. ATH
Christian Koss (1)	5/13 vs. AZ
Casey Schmitt (1)	6/13 @ LAD
Casey Schmitt (2)	6/14 @ LAD
Patrick Bailey (1)	9/12 vs. LAD (wo)

LEADOFF HOME RUNS (6)

Player (Career)	Date
Heliot Ramos (1)	5/1 vs. COL
Heliot Ramos (2)	5/18 vs. ATH
Mike Yastrzemski (6)	6/25 vs. MIA
Mike Yastrzemski (7)	7/2 at AZ
Heliot Ramos (3)	8/18 at SD
Jung Hoo Lee (2)	8/19 at SD

WALK-OFF HOME RUNS (4)

Player (Career)	Date
Mike Yastrzemski (5)	4/9 vs. CIN
Matt Chapman (3)	6/7 vs. ATL
Patrick Bailey (3)	7/8 vs. PHI (IP)
Patrick Bailey (4)	9/12 vs. LAD (GS)

BACK-TO-BACK HOMERS (4)

Player	Date
Gilbert/Fitzgerald	8/17 vs. TB
Ramos/Devers	8/18 at SD
Devers/Adames	8/21 at SD
Devers/Adames	9/5 at STL

SPLASH HIT HOME RUNS (2)

Player (Career)	Date
Mike Yastrzemski (7)	4/9 vs. CIN (10th)
Dominic Smith (1)	8/29 vs. BAL (4th)

PINCH-HIT HOMERS (3)

Player (Career)	Date
LaMonte Wade Jr. (2)	4/2 @ HOU
Daniel Johnson (2)	6/15 @ LAD
Luis Matos (1)	7/13 vs. LAD

INSIDE-THE-PARK HOMERS (1)

Player (Career)	Date
Patrick Bailey (1)	7/8 vs. PHI (WO)

TOP-5 HR BY EXIT VELOCITY (MPH)

PLAYER	STAT	DATE
Rafael Devers	114.5	9/1 @ COL
Heliot Ramos	112.8	5/1 vs. COL
Casey Schmitt	111.6	6/22 vs. BOS
Heliot Ramos	111.4	5/28 @ DET
Jerar Encarnacion	111.4	8/6 @ PIT

TOP-5 HR BY DISTANCE (FT)

PLAYER	STAT	DATE
Willy Adames	452	6/11 @ COL
Matt Chapman	450	9/3 @ COL
Jerar Encarnacion	442	8/6 @ PIT
Willy Adames	439	6/10 @ COL
Rafael Devers	438	6/26 vs. MIA

TOP-5 HR BY BAT SPEED (MPH)

PLAYER	STAT	DATE
Matt Chapman	83.3	4/17 @ PHI
Sam Huff	82.9	4/20 @ LAA
Casey Schmitt	81.4	6/22 vs. BOS
Heliot Ramos	81.2	8/18 @ SD
Rafael Devers	81.2	8/9 vs. WSH

DAY-BY-DAY

																																																																																																																																																																																																																																																																																																																																																																																																																																																																																																																																																																																																																																																																																																																																																																																																																																																																																																																																																																																																																																																																																																																																																																																																																																																																																																																																																																																																																					</
--	--	--	--	--	--	--	--	--	--	--	--	--	--	--	--	--	--	--	--	--	--	--	--	--	--	--	--	--	--	--	--	--	--	--	--	--	--	--	--	--	--	--	--	--	--	--	--	--	--	--	--	--	--	--	--	--	--	--	--	--	--	--	--	--	--	--	--	--	--	--	--	--	--	--	--	--	--	--	--	--	--	--	--	--	--	--	--	--	--	--	--	--	--	--	--	--	--	--	--	--	--	--	--	--	--	--	--	--	--	--	--	--	--	--	--	--	--	--	--	--	--	--	--	--	--	--	--	--	--	--	--	--	--	--	--	--	--	--	--	--	--	--	--	--	--	--	--	--	--	--	--	--	--	--	--	--	--	--	--	--	--	--	--	--	--	--	--	--	--	--	--	--	--	--	--	--	--	--	--	--	--	--	--	--	--	--	--	--	--	--	--	--	--	--	--	--	--	--	--	--	--	--	--	--	--	--	--	--	--	--	--	--	--	--	--	--	--	--	--	--	--	--	--	--	--	--	--	--	--	--	--	--	--	--	--	--	--	--	--	--	--	--	--	--	--	--	--	--	--	--	--	--	--	--	--	--	--	--	--	--	--	--	--	--	--	--	--	--	--	--	--	--	--	--	--	--	--	--	--	--	--	--	--	--	--	--	--	--	--	--	--	--	--	--	--	--	--	--	--	--	--	--	--	--	--	--	--	--	--	--	--	--	--	--	--	--	--	--	--	--	--	--	--	--	--	--	--	--	--	--	--	--	--	--	--	--	--	--	--	--	--	--	--	--	--	--	--	--	--	--	--	--	--	--	--	--	--	--	--	--	--	--	--	--	--	--	--	--	--	--	--	--	--	--	--	--	--	--	--	--	--	--	--	--	--	--	--	--	--	--	--	--	--	--	--	--	--	--	--	--	--	--	--	--	--	--	--	--	--	--	--	--	--	--	--	--	--	--	--	--	--	--	--	--	--	--	--	--	--	--	--	--	--	--	--	--	--	--	--	--	--	--	--	--	--	--	--	--	--	--	--	--	--	--	--	--	--	--	--	--	--	--	--	--	--	--	--	--	--	--	--	--	--	--	--	--	--	--	--	--	--	--	--	--	--	--	--	--	--	--	--	--	--	--	--	--	--	--	--	--	--	--	--	--	--	--	--	--	--	--	--	--	--	--	--	--	--	--	--	--	--	--	--	--	--	--	--	--	--	--	--	--	--	--	--	--	--	--	--	--	--	--	--	--	--	--	--	--	--	--	--	--	--	--	--	--	--	--	--	--	--	--	--	--	--	--	--	--	--	--	--	--	--	--	--	--	--	--	--	--	--	--	--	--	--	--	--	--	--	--	--	--	--	--	--	--	--	--	--	--	--	--	--	--	--	--	--	--	--	--	--	--	--	--	--	--	--	--	--	--	--	--	--	--	--	--	--	--	--	--	--	--	--	--	--	--	--	--	--	--	--	--	--	--	--	--	--	--	--	--	--	--	--	--	--	--	--	--	--	--	--	--	--	--	--	--	--	--	--	--	--	--	--	--	--	--	--	--	--	--	--	--	--	--	--	--	--	--	--	--	--	--	--	--	--	--	--	--	--	--	--	--	--	--	--	--	--	--	--	--	--	--	--	--	--	--	--	--	--	--	--	--	--	--	--	--	--	--	--	--	--	--	--	--	--	--	--	--	--	--	--	--	--	--	--	--	--	--	--	--	--	--	--	--	--	--	--	--	--	--	--	--	--	--	--	--	--	--	--	--	--	--	--	--	--	--	--	--	--	--	--	--	--	--	--	--	--	--	--	--	--	--	--	--	--	--	--	--	--	--	--	--	--	--	--	--	--	--	--	--	--	--	--	--	--	--	--	--	--	--	--	--	--	--	--	--	--	--	--	--	--	--	--	--	--	--	--	--	--	--	--	--	--	--	--	--	--	--	--	--	--	--	--	--	--	--	--	--	--	--	--	--	--	--	--	--	--	--	--	--	--	--	--	--	--	--	--	--	--	--	--	--	--	--	--	--	--	--	--	--	--	--	--	--	--	--	--	--	--	--	--	--	--	--	--	--	--	--	--	--	--	--	--	--	--	--	--	--	--	--	--	--	--	--	--	--	--	--	--	--	--	--	--	--	--	--	--	--	--	--	--	--	--	--	--	--	--	--	--	--	--	--	--	--	--	--	--	--	--	--	--	--	--	--	--	--	--	--	--	--	--	--	--	--	--	--	--	--	--	--	--	--	--	--	--	--	--	--	--	--	--	--	--	--	--	--	--	--	--	--	--	--	--	--	--	--	--	--	--	--	--	--	--	--	--	--	--	--	--	--	--	--	--	--	--	--	--	--	--	--	--	--	--	--	--	--	--	--	--	--	--	--	--	--	--	--	--	--	--	--	--	--	--	--	--	--	--	--	--	--	--	--	--	--	--	--	--	--	--	--	--	--	--	--	--	--	--	--	--	--	--	--	--	--	--	--	--	--	--	--	--	--	--	--	--	--	--	--	--	--	--	--	--	--	--	--	--	--	--	--	--	--	--	--	--	--	--	--	--	--	--	--	--	--	--	--	--	--	--	--	--	--	--	--	--	--	--	--	--	--	--	--	--	--	--	--	--	--	--	--	--	--	--	--	--	--	--	--	--	--	--	--	--	--	--	--	--	--	--	--	--	--	--	--	--	--	--	--	--	--	--	--	--	--	--	--	--	--	--	--	--	--	--	--	--	--	--	--	--	--	--	--	--	--	--	--	--	--	--	--	--	--	--	--	--	--	--	--	--	--	--	--	--	--	--	--	--	--	--	--	--	--	--	--	--	--	--	--	--	--	--	--	--	--	--	--	--	--	--	--	--	--	--	--	--	--	--	--	--	--	--	--	--	--	--	--	--	--	--	--	--	--	--	--	--	--	--	--	--	--	--	--	--	--	--	--	--	--	--	--	--	--	--	--	--	--	--	--	--	--	--	--	--	--	--	--	--	--	--	--	--	--	--	--	--	--	--	--	--	--	--	--	--	--	--	--	--	--	--	--	--	--	--	--	--	--	--	--	--	--	--	--	--	--	--	--	--	--	--	--	--	--	--	--	--	--	--	--	--	--	--	--	--	--	----

TEAM BATTING	
Most At-Bats, Game	49, 4/4 vs. SEA
Most Plate Appearances, Game	56, 4/4 vs. SEA
Most Runs, Game	15, 8/29 vs. BAL
Most Runs, Inning	9, 5/6 @ CHC
Most Hits, Game	18, 2x, last: 9/5 @ STL
Most Hits, Inning	6, 2x, last: 8/31 vs. BAL
Fewest Hits, Game	1, 9/18 @ LAD
Most Doubles, Game	5, 2x, last: 8/15 vs. TB
Most Triples, Game	2, 2x, last: 7/11 vs. LAD
Most Extra-Base Hits, Game	8, 4/9 vs. CIN
Most Home Runs, Game	5, 9/8 vs. AZ
Most Home Runs, Inning	3, 8/18 @ SD
Most Total Bases, Game	29, 2x, last: 9/8 vs. AZ
Most RBI, Game	14, 2x, last: 8/29 vs. BAL
Most Stolen Bases, Game	4, 2x, last: 6/1 @ MIA
Most Caught Stealing, Game	2, 4/21 vs. MIL
Most Walks, Game	11, 4/11 @ NYY
Most Hit-By-Pitch, Game	3, 2x, last: 7/5 @ ATH
Most Strikeouts, Game	17, 3/27 @ CIN
Most Sac Hits, Game	2, 3x, last: 7/30 vs. PIT
Most Sac Flies, Game	2, 11x, last: 8/31 vs. BAL
Most GDP, Game	3, 6x, last: 8/21 @ SD
Most Left On Base, Game	16, 4/4 vs. SEA

TEAM PITCHING	
Most Innings Pitched, Game	11.0, 4x, last: 9/17 @ AZ
Most Runs Allowed, Game	13, 2x, last: 9/13 vs. LAD
Most Runs Allowed, Inning	8, 4/22 vs. MIL
Fewest Runs Allowed, Game	0, 6x, last: 8/8 vs. WSH
Most Hits Allowed, Game	18, 9/14 vs. LAD
Most Hits Allowed, Inning	7, 7/9 vs. PHI
Fewest Hits Allowed, Game	2, 2x, last: 6/13 @ LAD
Most Earned Runs Allowed, Game	13, 9/13 vs. LAD
Most Doubles Allowed, Game	6, 2x, last: 7/27 vs. NYM
Most Triples Allowed, Game	3, 5/4 vs. COL
Most Home Runs Allowed, Game	4, 3x, last: 8/20 @ SD
Most Stolen Bases Allowed, Game	3, 7x, last: 8/9 vs. WSH
Most Walks Allowed, Game	10, 6/14 @ LAD
Fewest Walks Allowed, Game	0, 9x, last: 9/1 @ COL
Most Hit-By-Pitch, Game	2, 10x, last: 9/6 @ STL
Most Strikeouts, Game	16, 2x, last: 5/28 @ DET

TEAM FIELDING	
Most Errors, Game	4, 5/5 @ CHC
Most Double Plays Turned, Game	3, 5x, last: 9/1 @ COL

TEAM MISCELLANEOUS	
Longest Game, Innings	11, 4x, last: 9/17 @ AZ
Longest Game, Time (9 Innings)	3:15, 9/13 vs. LAD
Longest Game, Time (Extra Innings)	4:03, 4/4 vs. SEA
Shortest Game, Time	1:52, 5/24 @ WSH
Largest Home Crowd	41,163, 7/25 vs. NYM
Smallest Home Crowd	26,699, 9/8 vs. AZ
Largest Road Crowd	53,980, 6/15 @ LAD
Smallest Road Crowd	10,361, 5/30 @ MIA
Largest Winning Margin	11, 8/31 vs. BAL
Largest Losing Margin	-13, 7/9 vs. PHI
Largest Comeback Win	5, 2x, last: 6/4 vs. SD
Largest Lead Blown In Loss	5, 6/12 @ COL
Most Games Under .500	7, 1x, last: 8/22 (61-68)
Most Games Over .500	12, 2x, last: 6/13 (41-29)

INDIVIDUAL BATTING	
Most At-Bats	7, Willy Adames, 4/4 vs. SEA
Most Plate Appearances	7, 2x, last: Willy Adames, 4/4 vs. SEA
Most Runs	4, Rafael Devers, 8/27 vs. CHC
Most Hits	4, 10x, last: Jung Hoo Lee, 9/5 @ STL
Most Doubles	2, 13x, last: Dominic Smith, 9/5 @ STL
Most Triples	1, 26x, last: Jung Hoo Lee, 9/5 @ STL
Most Extra-Base Hits	3, 7x, last: Matt Chapman, 9/3 @ COL
Most Home Runs	3, Wilmer Flores, 5/16 vs. ATH
Most Total Bases	12, Wilmer Flores, 5/16 vs. ATH
Most RBI	8, Wilmer Flores, 5/16 vs. ATH
Most Stolen Bases	2, 2x, last: Heliot Ramos, 6/1 @ MIA
Most Caught Stealing	1, 22x, last: Matt Chapman, 9/18 @ LAD
Most Walks	3, 5x, last: Willy Adames, 7/22 @ ATL
Most Hit-By-Pitch	1, 51x, last: Jung Hoo Lee, 9/14 vs. LAD
Most Strikeouts	4, 6x, last: Rafael Devers, 8/15 vs. TB
Most Sac Hits	2, 2x, last: Tyler Fitzgerald, 6/22 vs. BOS
Most Sac Flies	2, 2x, last: Dominic Smith, 6/6 vs. ATL
Most GDP	2, 5x, last: Heliot Ramos, 9/17 @ AZ
Most Left On Base	8, Matt Chapman, 7/6 @ ATH

INDIVIDUAL PITCHING	
Most Innings Pitched	9.0, Robbie Ray, 7/3 @ AZ
Most Runs Allowed	7, 4x, last: Justin Verlander, 8/21 @ SD
Most Hits Allowed	11, 2x, last: Justin Verlander, 8/10 vs. WSH
Fewest Hits Allowed, Complete Game	3, Robbie Ray, 7/3 @ AZ
Most Earned Runs Allowed	7, 2x, last: Hayden Birdsong, 6/26 vs. MIA
Most Home Runs Allowed	3, 2x, last: Carson Whisenhunt, 8/9 vs. WSH
Most Walks Allowed	5, 9x, last: Kai-Wei Teng, 9/7 @ STL
Most Hit-By-Pitch	2, 3x, last: Logan Webb, 8/23 @ MIL
Most Strikeouts, Reliever	6, Tristan Beck, 8/30 vs. BAL
Most Strikeouts	12, Logan Webb, 4/18 @ LAA

THE LAST TIME...

FOR THE GIANTS	
HITTING:	
Hit for the Cycle	Pablo Sandoval, Sept. 15, 2011 at COL
Grand Slam	Patrick Bailey, September 12, 2025 vs. LAD (10th)
Inside-the-Park Home Run	Patrick Bailey, July 8, 2025 vs. PHI (9th) (WO)
Homers from both sides of plate	Pablo Sandoval, Sept. 20, 2012 vs. COL
Pinch-Hit Home Run	Luis Matos, July 13, 2025 vs. LAD (9th)
Pinch-Hit Grand Slam	J.D. Davis, June 17, 2023 at LAD (7th)
Home Run in first ML at-bat	Brett Pill, September. 6, 2011 at SD
Leadoff Home Run	Jung Hoo Lee, August 19, 2025 at SD
Walk-off Home Run	Patrick Bailey, September 12, 2025 vs. LAD (10th)
Walk-off Grand Slam	Patrick Bailey, September 12, 2025 vs. LAD (10th)
Consecutive Walk-off Wins	April 26-27, 2025 vs. TEX
Five-Hit Game	Alex Dickerson, Sept. 1, 2020 at COL
Six-Hit Game	Andrew McCutchen, April 7, 2018 vs. LAD
Seven-Hit Game	Brandon Crawford, Aug. 8, 2016 at MIA
Two Hits, One Inning	Heliot Ramos, May 6, 2025 at CHC (11th)
Two Home Runs, One Inning	Pablo Sandoval, Sept. 18, 2011 at COL (4th)
Two Home Runs, Game	Matt Chapman, September 3, 2025 at COL
Three Home Run Game	Wilmer Flores, May 16, 2025 vs. ATH
Four Home Run Game	Willie Mays, April 30, 1961 at MIL
Back-to-Back HRs	Rafael Devers/Willy Adames, September 5, 2025 at STL (1st)
Three Consecutive HRs	Flores/Haniger/Davis, September 8, 2023 vs. COL (6th)
Three Home Runs, One Inning	September 8, 2024 at SD (6th)
Four Home Runs, One Inning	April 3, 2023 at CWS (5th)
Five Home Runs, One Inning	Aug. 23, 1961 at CIN (9th)
"Splash Home Run"	Dominic Smith, August 29, 2025 vs. BAL (4th)
Walk-Off "Splash Hit" Homer	Mike Yastrzemski, April 9, 2025 vs. CIN (10th)
Total Number of Giants "Splash HR's"	107
PITCHING:	
A Perfect Game	Matt Cain, June 13, 2012 vs. HOU
No-Hitter	Blake Snell, August 2, 2024 at CIN
No-Hitter at Home	Tim Lincecum, June 25, 2014 vs. SD
CG, One-Hitter	Alex Cobb, August 29, 2023 vs. CIN
10+ Innings Pitched	Mike LaCoss, Aug. 16, 1987 vs. LA
15+ Strikeouts	Blake Snell, July 27, 2024 vs. COL (15) (G1)
Complete Game Shutout	Blake Snell, August 2, 2024 at CIN
Back-to-Back CG Victories	Webb/Snell, July 31-Aug 2, 2024 (vs. OAK/at CIN)
Back-to-Back Individual SHO Victories ..	Webb/Snell, July 31-Aug 2, 2024 (vs. OAK/at CIN)
Back-to-Back-to-Back Shutouts (Team) ..	May 19-21, 2015 vs. LAD
MISCELLANEOUS:	
Turn a Triple Play	May 30, 2008 vs. SD
Hit Into a Triple Play	Brandon Crawford, July 29, 2016 vs. WAS
Position Player Pitching	Christian Koss, August 30, 2025 vs. BAL (9th)
Three-or-more Steals, One Game	Tyler Fitzgerald, Aug. 8, 2024 at WSH
Straight Steal of Home	Omar Vizquel, June 13, 2008 vs. OAK (2nd)

AGAINST THE GIANTS	
HITTING:	
Hit for the Cycle	Eddie Rosario (ATL), Sept. 19, 2021 at SF
Grand Slam	Christian Yelich, April 22, 2025 vs. MIL (6th)
Inside-the-Park Home Run	Stuart Fairchild, May 10, 2024 vs. CIN (8th)
HRs from both sides of plate	Lance Berkman, April 13, 2006 vs. HOU
Pinch-Hit Home Run	Ryan O'Hearn, August 18, 2025 at SD (7th)
Pinch-Hit Grand Slam	Ty Kelly, Aug. 19, 2017 vs. PHI
Home Run in first ML at-bat	Adam Wainwright, May 24, 2006 vs. STL
Leadoff Home Run	Geraldo Perdomo, September 10, 2025 vs. ARI
Walk-off Home Run	William Contreras, August 22, 2025 at MIL (9th)
Walk-off Grand Slam	Howie Kendrick, Aug. 13, 2017 (GM 2) at WAS
Home Run by a Pitcher	Jake Arrieta, June 3, 2018 vs. PHI
Five-Hit Game	Nelson Cruz, April 29, 2023 at SD * (CDMX)
Six-Hit Game	Rondell White, June 11, 1995 vs. MON
Seven-Hit Game	None
Two Hits, One Inning	Jake Bauers, April 22, 2025 vs. MIL (6th)
Two Home Runs, One Inning	Mike Lansing, May 7, 1997 vs. MON
Two Home Runs, Game	Shohei Ohtani, June 15, 2025 at LAD
Three Home Run Game	Jack Suwinski, June 19, 2022 at PIT
Four Home Run Game	None
Back-to-Back HR	RPaul DeJong/Josh Bell, August 9, 2025 vs. WSH (3rd)
Back-to-Back HR to lead off game	Mookie Betts/Max Muncy, June 28, 2021 at LAD
Three Consecutive HRs	Suárez/Winker/Dietrich, May 5, 2019 at CIN (1st)
Three Home Runs, One Inning	July 1, 2023 at NYM (3rd)
Four Home Runs, One Inning	May 20, 2001 at ATL (7th)
Five Home Runs, One Inning	None
"Splash Home Run"	Ronny Mauricio, July 27, 2025 vs. NYM (7th)
Total Number of "Splash HR's"	66

PITCHING:	
A Perfect Game	None
No-Hitter	Homer Bailey, July 2, 2013 at CIN
No-Hitter at SF	Kevin Brown, June 10, 1997 at SF
CG, One-Hitter	Germán Márquez, April 14, 2019 vs. COL
10+ Innings Pitched	Cliff Lee, April 18, 2012 vs. PHI (10)
15+ Strikeouts	Clayton Kershaw, Sept. 2, 2015 at LAD
Complete Game Shutout	Logan Gilbert, July 4, 2023 vs. SEA
Back-to-Back CG Wins	Kershaw/Rusin, Sept. 2-3, 2015 at LAD/at COL
Back-to-Back-Back Shutouts (Team)	April 7-8, 2025 (vs. CIN)

MISCELLANEOUS:	
Turn a Triple Play	(WAS), July 29, 2016 at AT&T Park (8th)
Hit Into a Triple Play	(SD), May 30, 2004 at AT&T Park (8th)
Position Player Pitching	Alex Jackson , August 31, 2025 vs. BAL (8th)
Three-or-more Steals, One Game	Dylan Moore, August 25, 2024 at SEA
Straight Steal of Home	Paul Lo Duca (LAD), June 24, 2004 at AT&T Park (4th)

DODGERS PITCHERS VS. GIANTS

STATS UPDATED THROUGH SEPTEMBER 18, 2025 AND INCLUDE REGULAR & POSTSEASON STATS

vs. Anthony Banda

Career	BA	OBP	SLG	AB	H	2B	3B	HR	BB	K
Willy Adames	1.000	1.000	3.000	1	1	0	1	0	1	0
Matt Chapman	.000	.000	.000	1	0	0	0	0	0	1
Rafael Devers	.000	.000	.000	3	0	0	0	0	0	1
Tyler Fitzgerald	-	1.000	-	0	0	0	0	0	1	0
Wilmer Flores	.500	.500	.500	2	1	0	0	0	0	0
Andrew Knizner	.000	.000	.000	3	0	0	0	0	0	1
Jung Hoo Lee	.333	.333	.333	3	1	0	0	0	0	0
Casey Schmitt	.000	.500	.000	1	0	0	0	0	1	1

vs. Jack Dreyer

Career	BA	OBP	SLG	AB	H	2B	3B	HR	BB	K
Patrick Bailey	.333	.333	.333	3	1	0	0	0	0	1
Rafael Devers	.333	.333	.333	3	1	0	0	0	0	0
Bryce Eldridge	.000	.000	.000	1	0	0	0	0	0	0
Jung Hoo Lee	.000	.000	.000	1	0	0	0	0	0	0
Heliot Ramos	.000	.333	.000	2	0	0	0	0	1	2
Casey Schmitt	.000	.000	.000	2	0	0	0	0	0	2

vs. Edgardo Henriquez

Career	BA	OBP	SLG	AB	H	2B	3B	HR	BB	K
Willy Adames	.000	.000	.000	1	0	0	0	0	0	1
Rafael Devers	.000	.000	.000	1	0	0	0	0	0	1
Heliot Ramos	.000	.000	.000	2	0	0	0	0	0	1

vs. Clayton Kershaw

Career	BA	OBP	SLG	AB	H	2B	3B	HR	BB	K
Willy Adames	.263	.263	.316	19	5	1	0	0	0	6
Patrick Bailey	.125	.125	.125	8	1	0	0	0	0	3
Matt Chapman	.375	.500	.375	8	3	0	0	0	2	3
Rafael Devers	.200	.429	.200	5	1	0	0	0	2	3
Jerar Encarnacion	.250	.250	.500	4	1	1	0	0	0	1
Wilmer Flores	.213	.260	.319	47	10	2	0	1	3	12
Andrew Knizner	.100	.100	.100	10	1	0	0	0	0	4
Jung Hoo Lee	.000	.333	.000	2	0	0	0	0	1	1
Heliot Ramos	.231	.231	.308	13	3	1	0	0	0	0
Casey Schmitt	.000	.143	.000	6	0	0	0	0	1	1

vs. Michael Kopech

Career	BA	OBP	SLG	AB	H	2B	3B	HR	BB	K
Willy Adames	.429	.556	.429	7	3	0	0	0	2	1
Patrick Bailey	-	1.000	-	0	0	0	0	0	2	0
Matt Chapman	.400	.571	.400	5	2	0	0	0	1	1
Rafael Devers	.000	.250	.000	3	0	0	0	0	1	3
Jerar Encarnacion	.000	.000	.000	1	0	0	0	0	0	1
Wilmer Flores	1.000	1.000	1.000	1	1	0	0	0	0	0
Drew Gilbert	.000	.000	.000	1	0	0	0	0	0	1
Andrew Knizner	.000	.333	.000	2	0	0	0	0	1	1
Jung Hoo Lee	.000	.500	.000	1	0	0	0	0	1	0
Heliot Ramos	-	1.000	-	0	0	0	0	0	1	0

vs. Tanner Scott

Career	BA	OBP	SLG	AB	H	2B	3B	HR	BB	K
Willy Adames	.000	.111	.000	8	0	0	0	0	1	4
Patrick Bailey	.667	.667	1.667	3	2	0	0	1	0	0
Matt Chapman	.333	.500	.333	3	1	0	0	0	1	1
Rafael Devers	.222	.300	.333	9	2	1	0	0	1	4
Jerar Encarnacion	.000	.000	.000	2	0	0	0	0	0	1
Wilmer Flores	.000	.000	.000	6	0	0	0	0	0	1
Jung Hoo Lee	.000	.667	.000	1	0	0	0	0	2	1
Grant McCray	.000	.000	.000	2	0	0	0	0	0	2
Heliot Ramos	.000	.000	.000	3	0	0	0	0	0	1
Casey Schmitt	.000	.200	.000	4	0	0	0	0	1	1

vs. Blake Treinen

Career	BA	OBP	SLG	AB	H	2B	3B	HR	BB	K
Willy Adames	.500	.600	.500	4	2	0	0	0	1	2
Patrick Bailey	.000	.333	.000	2	0	0	0	0	1	0
Matt Chapman	.000	.000	.000	2	0	0	0	0	0	1
Rafael Devers	.250	.400	.250	4	1	0	0	0	1	2
Wilmer Flores	.375	.412	.375	16	6	0	0	0	1	2
Heliot Ramos	.500	.600	.500	4	2	0	0	0	1	0

vs. Alex Vesia

Career	BA	OBP	SLG	AB	H	2B	3B	HR	BB	K
Willy Adames	.000	.000	.000	2	0	0	0	0	0	2
Patrick Bailey	.000	.000	.000	2	0	0	0	0	0	2
Matt Chapman	.000	.333	.000	2	0	0	0	0	1	1
Rafael Devers	.000	.000	.000	1	0	0	0	0	0	1
Jerar Encarnacion	.000	.000	.000	1	0	0	0	0	0	1
Wilmer Flores	.000	.000	.000	9	0	0	0	0	0	3
Andrew Knizner	-	1.000	-	0	0	0	0	0	1	0
Christian Koss	.000	.000	.000	1	0	0	0	0	0	1
Heliot Ramos	.333	.500	.333	3	1	0	0	0	1	1

vs. Justin Wrobleski

Career	BA	OBP	SLG	AB	H	2B	3B	HR	BB	K
Willy Adames	.000	.000	.000	5	0	0	0	0	0	3
Matt Chapman	.000	.000	.000	1	0	0	0	0	0	1
Rafael Devers	.000	.000	.000	3	0	0	0	0	0	1
Jerar Encarnacion	.000	.000	.000	1	0	0	0	0	0	0
Wilmer Flores	.333	.333	.667	3	1	1	0	0	0	0
Andrew Knizner	.500	.500	2.000	2	1	0	0	1	0	0
Jung Hoo Lee	.000	.000	.000	2	0	0	0	0	0	0
Heliot Ramos	.000	.000	.000	3	0	0	0	0	0	3
Casey Schmitt	.000	.000	.000	2	0	0	0	0	0	2

vs. Kirby Yates

Career	BA	OBP	SLG	AB	H	2B	3B	HR	BB	K
Willy Adames	.000	.000	.000	1	0	0	0	0	0	1
Patrick Bailey	.500	.500	1.000	2	1	1	0	0	0	1
Matt Chapman	.333	.333	.667	3	1	1	0	0	0	1
Rafael Devers	.000	.000	.000	5	0	0	0	0	0	0
Jerar Encarnacion	.333	.333	.667	3	1	1	0	0	0	1
Wilmer Flores	.500	.600	1.250	4	2	0	0	1	0	1
Drew Gilbert	.000	.000	.000	1	0	0	0	0	0	0
Christian Koss	.000	.000	.000	1	0	0	0	0	0	0
Jung Hoo Lee	.000	.000	.000	1	0	0	0	0	0	0
Casey Schmitt	.000	.000	.000	2	0	0	0	0	0	0

GIANTS PITCHERS VS. DODGERS

STATS UPDATED THROUGH SEPTEMBER 18, 2025 AND INCLUDE REGULAR & POSTSEASON STATS

vs. Tristan Beck

Career	BA	OBP	SLG	AB	H	2B	3B	HR	BB	K
Mookie Betts	.429	.500	.429	7	3	0	0	0	1	0
Alex Call	.000	.000	.000	4	0	0	0	0	0	1
Michael Conforto	-	1.000	-	0	0	0	0	0	2	0
Tommy Edman	1.000	1.000	2.000	1	1	1	0	0	0	0
Freddie Freeman	.286	.286	.286	7	2	0	0	0	0	0
Kike Hernandez	.000	.000	.000	2	0	0	0	0	0	1
Teoscar Hernandez	.500	.500	2.000	2	1	0	0	1	0	0
Hyeseong Kim	.000	.000	.000	1	0	0	0	0	0	0
Max Muncy	.400	.500	.600	5	2	1	0	0	1	0
Shohei Ohtani	.500	.750	2.000	2	1	0	0	1	2	0
Andy Pages	.000	.000	.000	2	0	0	0	0	0	0
Miguel Rojas	.000	.000	.000	4	0	0	0	0	0	1
Dalton Rushing	-	1.000	-	0	0	0	0	0	1	0

vs. Spencer Bivens

Career	BA	OBP	SLG	AB	H	2B	3B	HR	BB	K
Mookie Betts	.500	.667	.500	2	1	0	0	0	1	0
Michael Conforto	.333	.333	.333	3	1	0	0	0	0	0
Tommy Edman	.000	.000	.000	2	0	0	0	0	0	0
Freddie Freeman	.200	.200	.200	5	1	0	0	0	0	2
Kike Hernandez	.667	.667	1.000	3	2	1	0	0	0	1
Teoscar Hernandez	.333	.333	.333	6	2	0	0	0	0	1
Hyeseong Kim	.500	.500	.500	2	1	0	0	0	0	0
Max Muncy	.500	.500	1.000	2	1	1	0	0	0	0
Shohei Ohtani	.000	.400	.000	3	0	0	0	0	2	2
Andy Pages	.400	.400	.400	5	2	0	0	0	0	0
Miguel Rojas	1.000	1.000	1.000	1	1	0	0	0	0	0

vs. JT Brubaker

Career	BA	OBP	SLG	AB	H	2B	3B	HR	BB	K
Mookie Betts	.500	.500	1.250	4	2	1	1	0	0	1
Michael Conforto	.200	.200	.200	5	1	0	0	0	0	1
Tommy Edman	.333	.333	.400	15	5	1	0	0	0	2
Freddie Freeman	.250	.250	.250	4	1	0	0	0	0	2
Kike Hernandez	.000	.000	.000	1	0	0	0	0	0	0
Teoscar Hernandez	.250	.250	.250	4	1	0	0	0	0	2
Max Muncy	.400	.400	1.600	5	2	0	0	2	0	2
Shohei Ohtani	.000	.000	.000	1	0	0	0	0	0	0
Miguel Rojas	.000	.000	.000	1	0	0	0	0	0	1
Ben Rortvedt	.000	.000	.000	2	0	0	0	0	0	0

vs. José Buttó

Career	BA	OBP	SLG	AB	H	2B	3B	HR	BB	K
Mookie Betts	.571	.625	1.000	7	4	3	0	0	1	0
Alex Call	.200	.429	.200	5	1	0	0	0	2	1
Michael Conforto	-	.000	-	0	0	0	0	0	0	0
Tommy Edman	.000	.000	.000	3	0	0	0	0	0	1
Freddie Freeman	.500	.600	.750	4	2	1	0	0	1	1
Kike Hernandez	.500	.500	.500	2	1	0	0	0	0	1
Teoscar Hernandez	.200	.429	.400	5	1	1	0	0	0	3
Max Muncy	.333	.600	.333	3	1	0	0	0	2	0
Shohei Ohtani	1.000	1.000	2.000	1	1	1	0	0	6	0
Andy Pages	.167	.167	.167	6	1	0	0	0	0	3
Miguel Rojas	-	1.000	-	0	0	0	0	0	1	0
Ben Rortvedt	1.000	1.000	2.000	1	1	1	0	0	0	0

vs. Matt Gage

Career	BA	OBP	SLG	AB	H	2B	3B	HR	BB	K
Michael Conforto	1.000	1.000	1.000	1	1	0	0	0	1	0
Freddie Freeman	.000	.000	.000	1	0	0	0	0	0	0
Teoscar Hernandez	.000	.000	.000	1	0	0	0	0	0	0
Max Muncy	-	1.000	-	0	0	0	0	0	0	0
Shohei Ohtani	.000	.000	.000	1	0	0	0	0	0	0
Andy Pages	1.000	1.000	1.000	1	1	0	0	0	0	0
Miguel Rojas	1.000	1.000	2.000	1	1	1	0	0	0	0
Ben Rortvedt	.000	.000	.000	1	0	0	0	0	0	0

vs. Joey Lucchesi

Career	BA	OBP	SLG	AB	H	2B	3B	HR	BB	K
Mookie Betts	.250	.400	.250	4	1	0	0	0	1	0
Alex Call	1.000	1.000	2.500	2	2	0	0	1	2	0
Michael Conforto	.667	.750	.667	3	2	0	0	0	0	1
Tommy Edman	.091	.091	.273	11	1	0	1	0	0	3
Freddie Freeman	.000	.000	.000	5	0	0	0	0	0	1
Kike Hernandez	.188	.235	.438	16	3	1	0	1	1	3
Teoscar Hernandez	.000	.000	.000	1	0	0	0	0	0	0
Hyeseong Kim	.000	.000	.000	1	0	0	0	0	0	0
Max Muncy	.385	.467	.692	13	5	1	0	1	1	1
Shohei Ohtani	.667	.667	1.000	3	2	1	0	0	0	1
Miguel Rojas	.250	.250	.500	4	1	1	0	0	0	1
Ben Rortvedt	.000	.000	.000	1	0	0	0	0	0	0
Dalton Rushing	.500	.500	.500	2	1	0	0	0	0	1

vs. Joel Peguero

Career	BA	OBP	SLG	AB	H	2B	3B	HR	BB	K
Mookie Betts	.000	.000	.000	1	0	0	0	0	0	0
Michael Conforto	1.000	1.000	1.000	1	1	0	0	0	0	0
Tommy Edman	-	1.000	-	0	0	0	0	0	1	0
Freddie Freeman	.000	.000	.000	1	0	0	0	0	0	0
Kike Hernandez	.000	.000	.000	1	0	0	0	0	0	0
Shohei Ohtani	.000	.500	.000	1	0	0	0	0	1	0
Miguel Rojas	.000	.000	.000	1	0	0	0	0	0	0
Ben Rortvedt	-	1.000	-	0	0	0	0	0	1	0

vs. Robbie Ray

Career	BA	OBP	SLG	AB	H	2B	3B	HR	BB	K
Mookie Betts	.333	.556	.333	6	2	0	0	0	3	1
Alex Call	.000	.286	.000	5	0	0	0	0	2	2
Michael Conforto	.200	.200	.200	5	1	0	0	0	0	3
Tommy Edman	.000	.000	.000	7	0	0	0	0	0	2
Freddie Freeman	.300	.391	.450	20	6	3	0	0	2	3
Teoscar Hernandez	.385	.467	.846	13	5	0	0	2	1	2
Kike Hernandez	.246	.348	.614	57	14	4	1	5	10	18
Max Muncy	.200	.429	.200	5	1	0	0	0	2	2
Shohei Ohtani	.235	.278	.412	17	4	1	1	0	1	9
Andy Pages	.000	.250	.000	3	0	0	0	0	1	1
Miguel Rojas	.333	.400	.722	18	6	1	0	2	2	2
Ben Rortvedt	1.000	1.000	1.000	1	1	0	0	0	1	0

vs. Carson Seymour

Career	BA	OBP	SLG	AB	H	2B	3B	HR	BB	K
Michael Conforto	.000	.000	.000	1	0	0	0	0	0	0
Tommy Edman	1.000	1.000	1.000	1	1	0	0	0	0	0
Freddie Freeman	.000	.000	.000	1	0	0	0	0	0	0
Teoscar Hernandez	1.000	1.000	1.000	1	1	0	0	0	0	0
Hyeseong Kim	.000	.000	.000	1	0	0	0	0	0	1
Shohei Ohtani	1.000	1.000	1.000	1	1	0	0	0	0	0

vs. Ryan Walker

Career	BA	OBP	SLG	AB	H	2B	3B	HR	BB	K
Mookie Betts	.200	.333	.200	5	1	0	0	0	1	2
Alex Call	.200	.200	.200	5	1	0	0	0	0	1
Tommy Edman	.000	.000	.000	3	0	0	0	0	0	1
Freddie Freeman	.000	.000	.000	4	0	0	0	0	0	0
Teoscar Hernandez	.000	.000	.000	6	0	0	0	0	0	2
Kike Hernandez	.000	.000	.000	3	0	0	0	0	0	0
Hyeseong Kim	.000	.000	.000	1	0	0	0	0	0	1
Max Muncy	.000	.000	.000	1	0	0	0	0	0	1
Shohei Ohtani	.000	.000	.000	1	0	0	0	0	0	1
Andy Pages	.250	.250	1.000	4	1	0	0	1	0	1
Miguel Rojas	.000	.000	.000	2	0	0	0	0	0	1
Ben Rortvedt	.000	.000	.000	1	0	0	0	0	0	0
Dalton Rushing	.000	.000	.000	1	0	0	0	0	0	1

GIANTS MINORS INFORMATION



SACRAMENTO RIVER CATS

76-71 | 3RD | PCL WEST

Triple-A | Pacific Coast League

Yesterday’s Result: Win, 17-9 vs. Round Rock

Game Summary: Basabe plates 8, Matos lines 4 hits

IF Osleivis Basabe (3x5, r, 2b, hr, 8rbi, k) hit a 3rd-inning grand slam...he is two RBI shy from tying his career-high 58 RBI set in 2023 with Triple-A Durham (Tampa Bay).

OF Luis Matos (4x5, 3r, 2rbi, bb) returned to the Sacramento lineup...he has 46 RBI combined across 90 games between MLB (57) and Triple-A (33).



RICHMOND FLYING SQUIRRELS

56-79 | 6TH | EAS SW

Double-A | Eastern League

Season over: Eastern League, 6th place



EUGENE EMERALDS

81-51 | NORTHWEST LEAGUE, FINISHED 1ST

High-A | Northwest League

Season over: Northwest League, 1st place



SAN JOSE GIANTS

81-51 | CAL LEAGUE CHAMPIONS

Single-A | California League

Season over: San Jose Giants Win 2025 California League Championship

ORGANIZATIONAL PITCHING LEADERS

Innings Pitched				Earned Run Average				Strikeouts			
Rk.	Player	Team	IP	Rk.	Player	Team	ERA	Rk.	Player	Team	K
1	Bertrand, J	2 Teams	143.2	1	Martinez, K	2 Teams	2.21	1	McDonald, T	SAC	144
2	McDonald, T	SAC	142.1	2	Narvaez, B	D-GIB	2.49	2	Bostick, J	EUG	139
3	Lonsway, S	2 Teams	130.0	3	De La Torre, L	2 Teams	2.78	3	Bresnahan, J	SJ	124
4	Perdomo, C	EUG	127.1	4	Bertrand, J	2 Teams	2.82	3	Whitman, J	RIC	124
5	Rademacher, S	2 Teams	126.2	5	Cayama, A	2 Teams	3.61	5	Choate, J	RIC	123

Walks and Hits per Inning Pitched				Opposing Batting Average				Opposing On-Base Plus Slugging			
Rk.	Player	Team	WHIP	Rk.	Player	Team	BAA	Rk.	Player	Team	OPS
1	Narvaez, B	D-GIB	0.96	1	De La Torre, L	2 Teams	.187	1	De La Torre, L	2 Teams	.531
2	De La Torre, L	2 Teams	1.04	2	Narvaez, B	D-GIB	.194	2	Narvaez, B	D-GIB	.534
3	Bostick, J	EUG	1.14	3	Bostick, J	EUG	.218	3	Martinez, K	2 Teams	.632
4	Rademacher, S	2 Teams	1.15	4	Farone, G	2 Teams	.236	4	Cayama, A	2 Teams	.649
5	Martinez, K	2 Teams	1.21	5	Rademacher, S	2 Teams	.239	5	Farone, G	2 Teams	.683

ORGANIZATIONAL BATTING LEADERS

Batting Average				Home Runs				Runs Batted In			
Rk.	Player	Team	AVG	Rk.	Player	Team	HR	Rk.	Player	Team	RBI
1	Barreto, Y	D-GIO	.322	1	Eldridge, B	3 Teams	25	1	Szykowny, C	EUG	85
2	Rivas, Y	D-GIB	.315	2	Luciano, M	SAC	23	2	Eldridge, B	3 Teams	84
3	Jordan, D	SJ	.311	3	Szykowny, C	EUG	21	3	Jordan, D	SJ	82
4	Sio, J	2 Teams	.304	4	Davidson, B	2 Teams	18	4	Sio, J	2 Teams	75
5	Gonzalez, J	D-GIB	.288	5	2 tied	--	15	5	Christian, J	2 Teams	74

Runs				Stolen Bases				On-Base Plus Slugging			
Rk.	Player	Team	R	Rk.	Player	Team	SB	Rk.	Player	Team	OPS
1	Bandura, S	2 Teams	91	1	Cox, J	EUG	58	1	Reynoso, D	2 Teams	.890
2	Sio, J	2 Teams	90	2	Bandura, S	2 Teams	41	2	Caraballo, M	D-GIO	.874
3	Cox, J	EUG	89	3	Gonzalez, J	D-GIB	33	2	Jordan, D	SJ	.874
4	Level, J	2 Teams	80	4	Zielinski, Z	EUG	32	2	Rivas, Y	D-GIB	.874
5	Diaz, L	SJ	79	5	2 tied	--	27	5	Concepcion, C	D-GIO	.869

DOUBLE-A AWARDS

Name	Position	Award	Name	Award
			Tim Vigue	Athletic Trainer of the Year

HIGH-A AWARDS

Name	Position	Award	Name	Award
Charlie Szykowny	First Base	NWL All-Star	Jeremiah Knackstedt	Manager of the Year
Bo Davidson	Outfielder	NWL All-Star		

SINGLE-A AWARDS

Name	Position	Award	Name	Position	Award
Jakob Christian	First Base	CAL All-Star	Jacob Bresnahan	Starting Pitcher	CAL All-Star
Dakota Jordan	Outfielder	CAL All-Star	Jacob Bresnahan	Starting Pitcher	Pitcher of the Year
Carlos Gutierrez	Outfielder	CAL All-Star	Ydwyn Villegas	Manager	Manager of the Year
Jean Carlos Sio	Utility	CAL All-Star			

ROOKIE LEAGUE AWARDS

Name	Position	Award	Name	Position	Award
Dario Reynoso	Second Base	ACL All-Star	Keyner Martinez	Starting Pitcher	Pitcher of the Year
Argenis Cayama	Starting Pitcher	ACL All-Star	Jhonny Level	Shortstop	Top MLB Prospect
Keyner Martinez	Starting Pitcher	ACL All-Star	Jacob Heyward	Manager	Manager of the Year

GIANTS TOP-30 PROSPECTS

Player	Position	MLB.com	Baseball America
Bryce Eldridge	IF	1	1
Josuar Gonzalez	IF	2	2
Gavin Kilen	IF	3	6
Jhonny Level	IF	4	5
Bo Davidson	OF	5	3
Dakota Jordan	OF	6	7
Carson Whisenhunt	LHP	7	4
Drew Gilbert	OF	8	9
Rayner Arias	OF	9	NR
Argenis Cayama	RHP	10	12
Keyner Martinez	RHP	11	16
Jacob Bresnahan	LHP	12	14
Maui Ahuna	IF	13	NR
Blade Tidwell	RHP	14	8
Joe Whitman	LHP	15	11
Jesus Rodriguez	C/IF	16	21
Trent Harris	RHP	17	18
Trevor McDonald	RHP	18	23
Mason Black	RHP	19	22
Alberto Laroche	RHP	20	25
Carlos Gutierrez	OF	21	15
Trevor Cohen	OF	22	NR
Diego Velasquez	IF	23	10
Gerelmi Maldonado	RHP	24	NR
Luis De La Torre	LHP	25	17
Carlos De La Rosa	LHP	26	27
Yunior Marte	RHP	27	19
Walker Martin	IF	28	NR
Lorenzo Meola	IF	29	26
Reggie Crawford	LHP	30	20
José Ortiz	OF	NR	24
Reid Worley	RHP	NR	28
Cam Maldonado	OF	NR	29
Jack Choate	LHP	NR	30

GIANTS PROSPECTS ON TOP-100 LISTS

Player	Position	MLB.com	Baseball America
Bryce Eldridge	IF	13	19
Josuar Gonzalez	IF	100	82
Bo Davidson	OF	NR	85

PLAYER/PITCHERS OF THE WEEK/MONTH

Player	Award	Week
IF/OF Brett Auerbach	PCL Player of the Week	3/31/25
RHP Carson Seymour	PCL Pitcher of the Week	4/7/25
RHP Shane Rademacher	NWL Pitcher of the Week	4/14/25
RHP Shane Rademacher	NWL Pitcher of the Week	4/21/25
LHP Carson Whisenhunt	PCL Pitcher of the Week	4/21/25
OF Lisbel Diaz	CAL Player of the Week	4/28/25
OF Carter Howell	EAS Player of the Week	5/5/25
LHP Joe Whitman	EAS Pitcher of the Week	5/5/25
LHP Carson Whisenhunt	PCL Pitcher of the Week	5/18/25
RHP Niko Mazza	CAL Pitcher of the Week	5/12/25
LHP Charlie McDaniel	CAL Pitcher of the Week	5/19/25
RHP Darien Smith	CAL Pitcher of the Week	6/2/25
IF Jeremiah Jenkins	ACL Player of the Week	6/2/25
LHP Jacob Bresnahan	CAL Pitcher of the Week	6/9/25
IF Ramon Peralta	ACL Player of the Week	6/23/25
OF Scott Bandura	NWL Player of the Week	6/30/25
IF Jean Carlos Sio	CAL Player of the Week	6/30/25
LHP Luis De La Torre	ACL Pitcher of the Week	6/30/25
OF Marco Luciano	PCL Player of the Week	7/7/25
RHP Kai-Wei Teng	PCL Pitcher of the Week	7/7/25
IF Ramon Peralta	ACL Player of the Week	7/28/25
IF Jacob Christian	NWL Player of the Week	8/4/25
IF Robert Hipwell	CAL Player of the Week	8/4/25
LHP Jacob Bresnahan	CAL Pitcher of the Week	8/11/25
Player	Award	Month
RHP Shane Rademacher	NWL Pitcher of the Month	April
RHP Argenis Cayama	ACL Pitcher of the Month	May
LHP Jacob Bresnahan	CAL Pitcher of the Month	June
LHP Ricardo Estrada	ACL Pitcher of the Month	June

PRONUNCIATIONS



BOX SCORES

