

# GAME INFORMATION

Atlanta Braves Baseball Communications Department • Truist Park • Atlanta, GA 30339  
404.522.7630 | braves.com |  /braves |  @braves |  @bravescomms |  @braves



ATLANTA BRAVES (66-83, 4th NL East, -22.5)

at

WASHINGTON NATIONALS (62-87, 5th NL East, -26.5)

RH Spencer Strider (5-13, 4.86) vs. LH Mitchell Parker (8-15, 5.69)

Game No. 150 • Road Game No. 75

September 15, 2025 • 6:45 pm • Nationals Park • Washington, D.C. • FDSN

## Braves vs. Nationals

	2024	2025	All-Time
Overall	5-8	3-3	427-387
at Atlanta	3-4	3-1	223-186
at Truist Park	---	---	38-33
at Turner Field ('97-'16)	---	---	101-72
at Montreal/Washington	2-4	0-2	204-201
at Washington (since '05)	---	---	86-91
at Nationals Park (since '08)	---	---	73-77

### Roberto Clemente

Today, Major League Baseball announced that Spencer Strider was named the Atlanta Braves 2025 nominee for the Roberto Clemente Award, baseball's most prestigious individual honor for Major Leaguers. Strider is a first-time nominee.


The Roberto Clemente Award is the annual recognition of a Major League player who best represents the game of Baseball through extraordinary character, community involvement, philanthropy and positive contributions, both on and off the field.


The league-wide winner of the Roberto Clemente Award will be honored at the 2025 World Series presented by Capital One following selection by a blue-ribbon panel.


### Braves Breakdown


Overall .....	66-83
Home .....	36-39
Road .....	30-44
Day .....	18-27
Night .....	48-56
Current Streak .....	W1
Last 5 Games .....	1-4
Last 10 Games .....	4-6
March/April .....	14-16
May .....	13-14
June .....	11-15
July .....	8-17
August .....	16-13
September .....	4-8
Vs. LHSP .....	20-19
Vs. RHSP .....	46-64
Series Opener .....	23-25
Series Opener at Home .....	13-11
Series Opener on Road .....	10-14
By Series .....	18-28-2
By Home Series .....	9-14-1
By Road Series .....	9-14-1
Rubber Games .....	8-14
Sweeps/Were Swept .....	3-8
Scored First .....	39-23
Opponent Scored First .....	27-60
1-run games .....	19-34
1 or 2 run games .....	28-44
Comeback Wins .....	35-31
Last AB Wins .....	18-19
Walkoff Wins .....	5-11
Extra Innings .....	7-8
Led After 6 .....	48-10
Led After 7 .....	49-8
Led After 8 .....	56-2
Tied After 6 .....	6-13
Tied After 7 .....	8-11
Tied After 8 .....	9-13
Behind After 6 .....	12-60
Behind After 7 .....	9-64
Behind After 8 .....	1-68
Division Games .....	24-21
Vs. Other Divisions .....	42-62
Vs. A.L. Teams .....	19-26
Vs. N.L. Teams .....	47-57
Vs. A.L. East .....	6-12
Vs. A.L. Central .....	9-3
Vs. A.L. West .....	4-11
Vs. N.L. East .....	24-21
Vs. N.L. Central .....	14-14
Vs. N.L. West .....	9-22
Hit 0 HR .....	15-35
Hit 1+ HR .....	51-48
Hit 2+ HR .....	31-16
Scored 3 or Fewer Runs .....	6-61
Scored 4 or More Runs .....	60-22
Scored 5 or More Runs .....	47-12
Allowed 3 or Fewer Runs .....	45-21
Allowed 4 or More Runs .....	21-62
Allowed 5 or More Runs .....	12-51
More Hits than Opponent .....	55-20
Fewer Hits than Opponent .....	7-58
Committed No Errors .....	50-50
Committed 1 or More Errors .....	16-33
Before All-star Game .....	42-53
After All-star Game .....	24-30
Starter Goes at least 5 inn .....	55-49
Starter Goes at least 6 inn .....	38-28
Starter Goes at least 7 inn .....	17-7

**TONIGHT'S GAME:** The Braves and Nationals tonight open a four-game mid-week series with the seventh of 13 matchups between the teams this season... The two clubs are set to play seven times in a span of 10 days, including a three-game series at Truist Park in Atlanta next week.


 The two clubs have split the first six games between them this season, and last met in late May..The middle game of that series was postponed by rain, and will be made up as part of a doubleheader here tomorrow.


 No team in baseball beat the Braves more last season than the Nationals, when Atlanta went 5-8 in 13 total games between the clubs...The Braves had not lost even six games to the Nationals since 2019 when it went 11-8 in 19 games, and had not dropped the season set since going 9-10 in 2017.


 Despite losses in both games here this season, Atlanta is 32-15 (.681) over its last 47 games here at Nationals Park since the start of the 2019 season... The Braves have outscored the Nationals, 276-183 (+93), here over those seven years.


 LH Mitchell Parker has never lost to the Braves in four career turns versus the club, going 2-0 despite a 4.63 ERA (12 ER/23.1 IP)...The left-hander made back-to-back starts versus Atlanta earlier this May, including a win here at Nationals Park on May 20 in which he allowed six hits and three runs over 5.1 innings...The Albuquerque native stopped a five-game losing streak in his last turn, yielding just two runs over 7.2 innings against the Marlins.

**SPENCER STRIDER:** Is set tonight to make the seventh start and eighth appearance of his career against Washington, and is 4-2 with a 5.03 ERA (19 ER/34.0 IP) all-time against the club...He faced them once earlier this season, May 20 here at Nationals Park, and allowed six hits and four runs over 4.1 innings to take the loss.


 Strider tonight looks to stop a five-game losing streak spanning six total starts that dates to August 6...Atlanta has lost all six of his starts in that span... The five-game skid matches the longest of his career, matching another such spell from April 16 to June 8 earlier this year in his first five starts of the season.


 Despite the skid, Strider owns a 3.00 ERA (6 ER/18.0 IP) over his last three turns, including 6.0 innings, two runs and eight strikeouts in his most recent start.


 Strider threw just 40 fastballs in his last turn, and his 41.2% usage of the pitched marked the lowest in a start in his career...His 15 total curveballs last start also marked the highest usage (15.5%) of the offering in a single start in his career.

 His 16 swings-and-misses in his last turn marked his most in nearly two months (17 on July 18), and were the sixth most in his 20 starts this year.


**RIGHT-HANDED OZZIE:** Ozzie Albies went 2-for-5 with a double and three RBI yesterday afternoon, and both hits and all three RBI came over four at-bats against Astros' left-handers.


 In his last 29 at-bats versus left-handed pitchers dating to August 26, the switch hitter is batting .448/.467/1.034 with 13 hits, three doubles, one triple and four home runs...His 1.501 OPS is highest in baseball against lefties in that span (min 20 PAs).


 Albies hit just .246/.271/.297 in his first 138 at-bats against left-handed pitchers this season, a stark divide from his career numbers...From his debut in 2017 through the 2024 season, his .336 career average against left-handers was the highest in baseball (min. 750 at-bats).

 The Nationals are set to start left-hander Mitchell Parker tonight...Albies is 2-for-10 with a double against him in his career.


**MATT OLSON:** Collected two hits and connected on his fourth home run of Atlanta's homestand yesterday afternoon, driving a 1-0 pitch out to right field in the first inning...The first-inning drive was his 25th home run of the season.


 After hitting just one homer over a 34-game stretch from July 21 through August 26, he now has six shots in his last 17 games dating to August 27 at Miami and is batting .350/.429/.717 in that span.


 Olson has now reached the 25-homer plateau in each of his four seasons with Atlanta and in all seven of his full, 162-game seasons in his career...His 142 homers since joining the Braves prior to the 2022 season rank seventh in the majors and third in the NL.

 He is now batting .273/.369/.472 on the season, and his 135 OPS+ is one point better than his career average...Olson's 5.5 bWAR on the year rank 12th in all of baseball, and are most among first basemen.

**IGLESIAS NEARING MILESTONE:** Raisel Iglesias pitched a perfect ninth inning last Monday night to secure his 14th consecutive save, his 25th of the season and the 249th of his career...His next converted attempt will mark the 250th save of his career.

 Just 39 pitchers in history have converted at least 250 saves, and just four active pitchers - Kenley Jansen (474), Craig Kimbrel (440), Aroldis Chapman (365) and Edwin Díaz (251) - have done so.

 Since assuming Atlanta's primary closer role in 2023, Iglesias' 92 saves are most in the National League and fourth most in all of baseball.

 Iglesias owns a 1.43 ERA (6 ER/37.2 IP) over his last 40 games dating to June 9, and has lowered his ERA in this span by 3.25 points for the season (6.75 to 3.50)...His 1.4 fWAR since that date is best in the NL.

## Upcoming Schedule and Probable Pitchers

DATE	OPP.	PROBABLE PITCHERS	TV	TIME
Tues, Sept. 16	at WSH	Game 1 - TBA vs. TBA	FDSN	1:05p
		Game 2 - LH Chris Sale (5-5, 2.52) vs. TBA	FDSN	6:45p
		<i>RHP Jake Irvin (8-12, 5.70) and LHP MacKenzie Gore (5-14, 4.14) will start the DH games for Washington</i>		
Wed, Sept. 17	at WSH	RH Hurston Waldrep (4-1, 2.78) vs. RH Brad Lord (5-8, 4.21)	FDSN	4:05p
Thur, Sept. 18		OPEN DATE		
All times listed are Eastern; All games broadcast on 680 The Fan and the Braves Radio Network FDSN - FanDuel Sports Network				

Today's Starting Pitcher

#99 Spencer Strider

RHP • 6-0 • 205 • 26 yrs

2025: 5-13, 4.86 ERA • 2025 MiLM: 1-0, 1.32 ERA

vs. RHB: .254 (50-197), 8 HR • vs. LHB: .265 (56-211), 10 HR

Home: 3-7 4.61 ERA (28/54.2) • Away: 2-6, 5.13 ERA (30/52.2)

Today's Game

- Making his 21st start of the season and second of the year against Washington.

Suffered the loss in his last matchup against the Nationals, allowing six hits and four runs over 4.1 innings pitched in D.C.

Enters play with a five-game losing skid, tied for the longest of his career...Lost five consecutive games to begin the season between April 26 and June 8 earlier this year.

Dealt his 13th loss of the year in his last start while scattering six hits and fanning eight hitters over 6.0 frames of two-run ball against Chicago (NL).

Recorded eight strikeouts for the first time since July 18 earlier this season.

Strider's five-game losing streak began on August 6 against Milwaukee...During that stretch he is pitching to a 7.89 ERA while allowing eight home runs and 12 walks with 22 strikeouts.

His last six outings have come with at least five days of rest in between starts.

Posting a 7.89 ERA during that stretch.

12 of his 20 starts this year have come off extra rest.

Owens a 3.83 ERA when pitching after regular rest.

Has utilized his slider on 36.2% of pitches thrown this year...Averaged the slider at a rate of 31.4% between the 2021-'24 seasons.

Between 2021-'24, Strider threw his four-seam fastball on 62.1% of pitches... This year he is utilizing the heater at a rate of 52.5%.

Started the year 0-5 with a 5.40 ERA...Snapped his losing streak on June 14, winning three games in a row.

Thus far this season, Strider is averaging 95.6 MPH on his fastball.

The average velocity on his heater was 97.6 MPH between 2021-'24.

The Braves are 46-26 in Strider's starts throughout his career.

2025

- Recorded the 600th strikeout of his career on August 25 against Miami...Became the fastest primary starter in history (by innings pitched) to reach the milestone.
- Marked the first time in Strider's career he went at least 7.0 frames without recording more than three strikeouts in the game.
- In his last start before the All-Star break, Strider struck out 11 Athletics hitters while allowing five hits and three runs with a homer in his first no-decision of the year.
- His streak of 10 consecutive games to start the season with a decision was tied with Arizona's Brandon Pfaadt for the longest in baseball this season.
- The streak was also tied for the 10th longest in Atlanta-franchise history to begin a season.
- Struck out a season most 13 hitters on June 19, holding Colorado to three hits over 6.0 scoreless innings with just one walk issued.
- The 13 punchouts were the most since he fanned 13 against Arizona on July 20, 2023.
- Was placed on the 15-day IL on April 21 (backdated to April 18) with a strained right hamstring...Activated on May 19.
- Struck out Addison Barger to reach 500 k's on his career.
- Became just the ninth pitcher in the modern era to reach 500 strikeouts in 68 appearances or less; and first to do so since Shane Bieber in 2021.
- The other pitchers were José Fernández, Yu Darvish, Mark Prior, Kerry Wood, Hideo Nomo, Dwight Gooden, and Herb Score.
- Of those pitchers, Strider is the only one to have more than three relief appearances in that span of games with 13.
- Made his season debut agaist Toronto on April 16, allowing two runs and five hits over 5.0 innings pitched...It was his first start since undergoing season-ending surgery on his right elbow last year... Strider went 376 days between starts.
- Prior to his season debut, Strider made his last start on April 5, 2024 against Arizona, allowing seven hits, five runs, three walks and a home run with four strikeouts.
- He was placed on the 15-day injured list on April 7, 2024 with a right elbow sprain...Dr. Keith Meister performed the surgery on April 12.

Career Recap

- Drafted by the Atlanta Braves in the fourth round of the 2020 MLB June Amateur Draft.
- In three seasons with Clemson, went 5-2 with a 4.71 ERA (33 ER/63.0 IP) in 26 appearances, 10 starts....Struck out 89, an average of 12.7 per 9.0 innings.
- He missed the entire 2019 season after undergoing Tommy John surgery that February.
- Made two starts in 2024 before missing the rest of the season with right elbow surgery.

Strider's Game Log

DATE	OPP	DECISION	IP	H	R	ER	BB	SO	HR	#P	
<b>Spring Totals (2)</b>			<b>0-0, 4.50 ERA</b>	<b>4.0</b>	<b>2</b>	<b>3</b>	<b>2</b>	<b>1</b>	<b>10</b>	<b>0</b>	<b>--</b>
3/29	at CLT #	ND	3.0	2	1	1	1	6	0	60	
4/4	vs. NAS #	ND	5.1	0	0	0	2	8	0	75	
4/10	at NOR #	W (1-0)	5.1	3	1	1	2	13	0	90	
4/16	at TOR	L (0-1), 3-1	5.0	5	2	2	1	5	1	97	
<b>April Totals</b>			<b>0-1, 3.60 ERA</b>	<b>5.0</b>	<b>5</b>	<b>2</b>	<b>2</b>	<b>1</b>	<b>5</b>	<b>1</b>	<b>97</b>
5/20	at WAS	L (0-2), 5-3	4.1	6	4	4	1	3	1	75	
5/27	at PHI	L (0-3), 2-0	4.2	1	1	1	4	7	0	90	
<b>May Totals (2)</b>			<b>0-2, 5.00 ERA</b>	<b>9.0</b>	<b>7</b>	<b>5</b>	<b>5</b>	<b>5</b>	<b>10</b>	<b>1</b>	<b>*81</b>
6/3	vs. ARI	L (0-4), 8-3	5.0	6	5	5	2	4	3	85	
6/8	at SF	L (0-5), 4-3	6.0	3	4	3	3	5	0	90	
6/14	vs. COL	W (1-5), 4-1	6.0	3	0	0	1	13	0	87	
6/19	vs. NYM	W (2-5), 7-1	6.0	5	1	1	1	8	0	97	
6/24	at NYM	W (3-5), 7-4	5.0	2	3	3	4	8	0	91	
6/29	vs. PHI	L (3-6), 2-1	7.0	5	2	2	3	4	0	95	
<b>June Totals (6)</b>			<b>3-3, 3.60 ERA</b>	<b>35.0</b>	<b>5</b>	<b>2</b>	<b>2</b>	<b>3</b>	<b>4</b>	<b>3</b>	<b>*91</b>
7/4	vs. BAL	L (3-7), 3-2	6.0	7	3	3	1	6	2	100	
7/10	at ATH	ND, L, 5-4	6.2	5	3	3	3	11	1	101	
7/18	vs. NYY	W (4-7), 7-3	6.0	3	0	0	3	8	0	96	
7/23	vs. SF	L (4-8), 9-3	5.0	5	3	3	3	7	2	104	
7/28	at KC	W (5-8), 10-7	5.0	7	2	2	2	3	0	96	
<b>July Totals (5)</b>			<b>2-2, 3.45 ERA</b>	<b>28.2</b>	<b>27</b>	<b>11</b>	<b>11</b>	<b>12</b>	<b>35</b>	<b>5</b>	<b>*99</b>
8/6	vs. MIL	L (5-9), 5-4	4.2	11	5	5	1	6	2	94	
8/12	at NYM	L (5-10), 13-5	4.0	8	8	8	2	2	3	82	
8/18	vs. CWS	L (5-11), 13-9	3.0	10	7	7	1	2	2	68	
8/25	at MIA	L (5-12), 2-1	7.0	3	1	1	2	3	0	95	
<b>August Totals (4)</b>			<b>0-4, 10.13 ERA</b>	<b>18.2</b>	<b>32</b>	<b>21</b>	<b>21</b>	<b>6</b>	<b>13</b>	<b>7</b>	<b>*85</b>
9/1	at CHI	ND, L, 7-6	5.0	5	3	3	3	1	1	88	
9/9	vs. CHI	L (5-13), 6-1	6.0	6	2	2	3	8	0	97	

#Triple-A Guinnett,\*Average pitches

SPENCER STRIDER - SEASON & CAREER

	W-L	ERA	G	GS	IP	H	R	ER	BB	SO
2025	5-13	4.86	20	20	107.1	106	59	58	44	114
Career	37-23	3.81	87	74	437.0	350	194	185	153	609

STRIDER vs. WASHINGTON

	W-L	ERA	G	GS	IP	H	R	ER	BB	SO
2025	0-1	8.31	1	1	4.1	6	4	4	1	3
Career	4-2	5.03	7	6	34.0	30	19	19	15	41

Last Win vs. WAS: 5-3 on 9/30/23 in ATL (5.0 IP, 3 R, 7 SO)

STRIDER'S MAJOR LEAGUE CAREER HIGHS

Most Innings Pitched . . . . . 8.0, twice, last: 4/4/23 vs. MIA  
Most Strikeouts . . . . . 16, 9/1/22 vs. COL  
Most Runs Allowed . . . . . 8, twice, last: 8/12/25 at NYM  
Most Home Runs Allowed. . . . . 4, 3x, , last: 8/12/25 at NYM  
Longest Winning Streak . . . . . 7 games, 5/28-7/8/23  
Longest Losing Streak. . . . . 5 games, 4/16-6/8/25  
10+ Strikeout Games . . . . . 19, last: 7/10/25 at ATH [11]  
Career Complete Games. . . . . None  
Low-Hit Complete Game . . . . . None

2025 Backstop Breakdown

Catcher	Errors			Pick-offs			
	F-T-C	PB	CCS-SB (Attempts)	1B-2B-3B	Inn./ER	ERA	Record
Baldwin	0-4-0	3	12-81 (93)	1-0-0	659.2/350	4.78	29-45
Murphy	0-2-0	2	24-57 (81)	0-0-0	633.0/290	4.12	36-36
Tromp	0-0-0	0	0-4 (4)	0-0-0	16.1/11	6.06	0-2
León	0-0-0	0	0-1 (1)	0-0-0	11.0/3	2.45	1-0
Totals	0-6-0	5	36-143 (179)	1-0-0	1320.0/654	4.46	66-83

2025 Starting Pitcher Stats

Pitcher	Starts	Quality Starts	W-L	Team Record*	IP (Avg)	Run Support^
Bryce Elder	26	12	7-10	12-14	142.1 (5.0)	67 (2.5)
Grant Holmes	21	9	4-9	7-14	114.0 (5.2)	55 (2.5)
Spencer Strider	20	9	5-13	5-15	107.1 (5.0)	56 (3.0)
Spencer Schwellenbach	17	13	7-4	11-6	110.2 (6.1)	72 (4.0)
Chris Sale	18	10	5-5	9-9	107.0 (6.0)	41 (2.5)
AJ Smith-Shawver	9	2	3-2	5-4	44.1 (5.0)	22 (2.0)
Joey Wentz	11	3	3-5	4-7	51.2 (4.0)	37 (3.0)
Hurston Waldrep	7	3	3-1	5-2	39.2 (6.0)	9 (1.0)
Didier Fuentes	4	0	0-3	1-3	13.0 (3.1)	2 (0.5)
Erick Fedde	4	0	1-2	2-2	19.0 (5.0)	9 (2.0)
Carlos Carrasco	3	1	0-0	3-0	13.2 (6.0)	5 (2.5)
Aaron Bummer	2	0	0-0	1-1	4.1 (2.1)	5 (2.5)
Davis Daniel	2	0	0-1	0-2	9.0 (4.1)	3 (3.0)
Cal Quantrill	2	0	0-2	0-2	8.0 (4.2)	5 (2.5)
Austin Cox	1	1	0-0	1-0	0.1 (0.1)	0 (0)
Reynaldo López	1	0	0-0	0-1	5.0 (5.0)	3 (3.0)
Scott Blewett	1	0	0-0	0-1	3.0 (3.0)	0 (0)
Team Totals	149	62	38-57	66-83	792.2 (5.2)	381 (2.75)

\*Braves record in his starts; ^Runs scored while he is in the game (avg.)



## Braves Bullpen Briefs

Alexis Díaz • RHP • 6-2 • 224 • 28 yrs • #48														
Four-Seam (60.7%) -- Slider (39.3%)														
W-L	ERA	G	IP	H	R	ER	HR	BB	SO	FIP	WHIP	H/9	BB/9	K/9
1-0	8.64	17	16.2	15	17	16	6	10	14	8.84	1.500	8.1	5.4	7.6
Saves/Opp: 0/0		Holds: 4		1st Batter/Retired: 17/12						Inherited Runners/Scored: 8/2				
<ul style="list-style-type: none"><li>• <b>Splits</b> - Lefties: .318 (7-for-22) -- Righties: .186 (8-for-43) -- Home: 0-0, 12.46 ERA -- Away: 1-0, 4.50 ERA</li><li>• Made his Braves debut last Tuesday after Atlanta claimed him off waivers on Sept. 7...Has allowed four runs in 1.2 innings but did pitch a scoreless frame in his last outing, Sept. 12 vs. Houston.</li><li>• In 15 games with Cincinnati (6) and Los Angeles (9) this season, prior to his Braves claim, went 1-0 with a 7.80 ERA (13 ER/15.0 IP)...Went 1-3 with a 6.08 ERA in 25 minor league appearances between the two franchises.</li><li>• Was an NL All-Star with the Reds in 2023, and is 19-14 with a 3.29 ERA and 75 saves across 205 career appearances in the majors...Is the brother of Mets' All-Star closer Edwin Díaz.</li></ul>														

Dylan Dodd • LHP • 6-2 • 210 • 27 yrs • #46														
Cutter (56.2%) -- Four-Seam (35.2%) -- Slider (8.6%)														
W-L	ERA	G	IP	H	R	ER	HR	BB	SO	FIP	WHIP	H/9	BB/9	K/9
0-0	3.38	24	32.0	24	12	12	5	4	29	3.83	0.875	6.8	1.1	8.2
Saves/Opp: 0/1		Holds: 1		1st Batter/Retired: 23/15					Inherited Runners/Scored: 20/8					
<ul style="list-style-type: none"><li>• <b>Splits</b> - Lefties: .317 (13-for-41) -- Righties: .147 (11-for-75) -- Home: 0-0, 4.34 ERA -- Away: 0-0, 2.03 ERA</li><li>• Pitched 3.2 scoreless innings of relief, Sept. 13 vs. HOU...It was the longest relief appearance of his career, and the longest scoreless relief outing by a Brave since Spencer Strider went 4.0 scoreless out of the pen on May 6, 2022.</li><li>• Is pitching primarily as a reliever for the first time this season...Has made 24 appearances with Atlanta and 24 with Triple-A Gwinnett out of the bullpen, after making 72 starts as a professional over the previous four years.</li><li>• Has issued seven total walks over 57.1 innings between Atlanta &amp; Gwinnett this season, compared to 61 strikeouts.</li></ul>														

Dane Dunning • RHP • 6-4 • 225 • 30 yrs • #34														
Cutter (40.5%) -- Sinker (29.1%) -- Changeup (17.4%) -- Slider (9.4%) -- Knuckle Curve (3.1%)														
W-L	ERA	G	IP	H	R	ER	HR	BB	SO	FIP	WHIP	H/9	BB/9	K/9
0-0	6.86	11	19.2	22	16	15	4	7	20	5.13	1.475	10.1	3.2	9.2
Saves/Opp: 2/2		Holds: 0		1st Batter/Retired: 11/7				Inherited Runners/Scored: 2/2						
<ul style="list-style-type: none"> <li>• <b>Splits</b> - Lefties: .237 (9-for-38) -- Righties: .317 (13-for-41) -- Home: 0-0, 5.54 ERA -- Away: 0-0, 9.45 ERA</li> <li>• Was recalled last Monday for his third stint with Atlanta...In 11 total MLB games this season between the Braves &amp; Rangers, all in relief, he has pitched to a 6.86 ERA (15 ER/19.2 IP).</li> <li>• Fourteen of his 17 minor league outings in 2025 have been starts...At the Triple-A level, has gone 4-2 with a 4.81 ERA (36 ER/67.1 IP) with 63 strikeouts.</li> <li>• On July 17, the Braves acquired Dunning from the Texas Rangers in exchange for RHP José Ruiz and cash.</li> </ul>														

Raisel Iglesias • RHP • 6-2 • 190 • 35 yrs • #26														
Four-Seam (38.0%) -- Changeup (27.8%) -- Sinker (23.6%) -- Slider (10.6%)														
W-L	ERA	G	IP	H	R	ER	HR	BB	SO	FIP	WHIP	H/9	BB/9	K/9
4-6	3.50	64	61.2	50	25	24	8	13	66	3.42	1.022	7.3	1.9	9.6
<b>Saves/Opp:</b> 25/30			<b>Holds:</b> 2		<b>1st Batter/Retired:</b> 64/49					<b>Inherited Runners/Scored:</b> 9/5				
<ul style="list-style-type: none"> <li>• <b>Splits</b> - Lefties: .217 (26-for-120) - Righties: .220 (24-for-109) - Home: 3-4, 4.25 ERA - Away: 1-2, 2.45 ERA</li> <li>• He has converted 14 consecutive save opportunities, last blowing a chance on July 26 at Texas.</li> <li>• Owns a 1.43 ERA (6 ER/37.2 IP) over his last 40 games dating to June 9...Has lowered his ERA in this span by 3.25 points for the season (6.75 to 3.50)...His 1.4 fWAR since that date is best in the NL among relievers.</li> <li>• Was named NL Reliever of the Month for August, the third consecutive August in which he has won the award.</li> <li>• Collected his 20th save of the season, August 19 vs. CWS...This year marks the seventh 20-save season of his career, and his third consecutive with Atlanta...His 93 saves with the Braves rank fifth in franchise history.</li> </ul>														

Pierce Johnson • RHP • 6-2 • 202 • 34 yrs • #38														
Curveball (71.9%) -- Four-Seam (22.7%) -- Cutter (5.3%)														
W-L	ERA	G	IP	H	R	ER	HR	BB	SO	FIP	WHIP	H/9	BB/9	K/9
3-3	2.30	59	54.2	41	15	14	6	18	54	3.64	1.079	6.8	3.0	8.9
Saves/Opp: 1/4			Holds: 14		1st Batter/Retired: 59/47					Inherited Runners/Scored: 27/9				
<ul style="list-style-type: none"><li>• <b>Splits</b> - Lefties: .241 (20-for-83) - Righties: .193 (21-for-109) - Home: 2-0, 0.94 ERA -- Away: 1-3, 3.81 ERA</li><li>• Owns career bests in ERA (2.30), bWAR (1.6), WHIP (1.079), hits per 9.0 (6.8) &amp; walks per 9.0 (3.0) this season.</li><li>• His 1.15 ERA (4 ER/31.1 IP) dating to June 13 is best in the NL among pitchers with as many games.</li><li>• Has thrown 633 curveballs this season, and throws the pitch 71.9% of the time...No other reliever in baseball has thrown even 375 curveballs this year.</li></ul>														

Tyler Kinley • RHP • 6-4 • 220 • 34 yrs • #45														
Slider (63.8%) -- Four-Seam (24.0%) -- Curveball (11.3%) -- Changeup (1.0%)														
W-L	ERA	G	IP	H	R	ER	HR	BB	SO	FIP	WHIP	H/9	BB/9	K/9
5-3	4.25	67	65.2	48	34	31	5	33	69	3.68	1.234	6.6	4.5	9.5
Saves/Opp: 3/6		Holds: 12		1st Batter/Retired: 67/54					Inherited Runners/Scored: 25/9					
<ul style="list-style-type: none"><li>• <b>Splits</b> - Lefties: .202 (22-for-109) - Righties: .193 (26-for-135) - 2ome: 2-1, 5.17 ERA - Away: 3-2, 3.41 ERA</li><li>• Owns a scoreless streak of 15.1 consecutive innings spanning his last 15 appearances...He has not allowed a hit to any of the last 24 batters he has faced, and has yielded just one walk in that span.</li><li>• Atlanta acquired him via trade from Colorado on July 30, and through 18 appearances with the Braves he owns a 4-0 record with a 0.50 ERA (1 ER/18.0 IP)...He pitched to a 5.66 ERA in 49 games with Colorado.</li><li>• Owns 1.0 bWAR in just 18 games with the Braves...Compiled -0.4 bWAR over 134 games with the Rockies since the start of 2023.</li></ul>														

Dylan Lee • LHP • 6-3 • 214 • 31 yrs • #52														
Slider (56.2%) -- Four-Seam (31.1%) -- Changeup (12.7%)														
W-L	ERA	G	IP	H	R	ER	HR	BB	SO	FIP	WHIP	H/9	BB/9	K/9
2-4	3.25	69	63.2	51	25	23	12	14	69	4.09	1.021	7.2	2.0	9.8
Saves/Opp: 2/9			Holds: 16		1st Batter/Retired: 69/55					Inherited Runners/Scored: 27/6				
<ul style="list-style-type: none"><li>• <b>Splits</b> - Lefties: .206 (21-for-102) - Righties: .227 (30-for-132) - Home: 1-1, 3.48 ERA - Away: 1-3, 3.00 ERA</li><li>• Owns a 5.54 ERA over 31 games dating to July 1...Pitched to a 1.67 ERA in 38 games through June 30.</li><li>• Has thrown his slider 571 times, and has surrendered just 21 hits on it...<b>Among pitchers that have thrown as many, those 21 hits are the fewest in Major League Baseball.</b></li><li>• Owns the fifth-best ERA (2.70) of any left-handed pitcher with at least 100 appearances since the 2024 season.</li></ul>														

Connor Seabold • RHP • 6-2 • 190 • 29 yrs • #61														
Four-Seam (51.7%) -- Changeup (25.0%) -- Slider (20.3) -- Sweeper (2.9)														
W-L	ERA	G	IP	H	R	ER	HR	BB	SO	FIP	WHIP	H/9	BB/9	K/9
0-0	2.61	6	10.1	10	3	3	1	5	10	3.92	1.452	8.7	4.4	8.7
<b>Saves/Opp:</b> 0/0		<b>Holds:</b> 0		<b>1st Batter/Retired:</b> 6/2				<b>Inherited Runners/Scored:</b> 6/5						
<ul style="list-style-type: none"> <li>• <b>Splits</b> - Lefties: .130 (3-for-23) - Righties: .438 (7-for-16) - Home: 0-0, 2.35 ERA - Away: 0-0, 3.38 ERA</li> <li>• Was recalled Monday for his second stint with the club...Has pitched 2.1 scoreless innings with four strikeouts since his recall, but has allowed all three inherited runners to score.</li> <li>• Atlanta claimed him off waivers from the Tampa Bay Rays on August 10, and designated RHP Domingo González for assignment.</li> <li>• He has made 37 appearances and 19 starts at the major league level over parts of four season, and is 1-11 with a 7.79 ERA (101 ER/116.2 IP).</li> </ul>														

Hunter Stratton • RHP • 6-4 • 225 • 28 yrs • #65														
Four-Seam (48.4%) -- Slider (27.9%) -- Cutter (20.5%) -- Sinker (1.8%) -- Split Finger (1.4%)														
W-L	ERA	G	IP	H	R	ER	HR	BB	SO	FIP	WHIP	H/9	BB/9	K/9
1-1	6.28	10	14.1	22	11	10	2	5	10	5.24	1.884	13.8	3.1	6.3
Saves/Opp: 1/1			Holds: 1		1st Batter/Retired: 10/5					Inherited Runners/Scored: 7/5				
<ul style="list-style-type: none"> <li>• <b>Splits</b> -- Lefties: .464 (13-for-28) -- Righties: .257 (9-for-35) -- Home: 0-0, 12.27 ERA -- Away: 0-1, 4.22 ERA</li> <li>• Was recalled by Atlanta on Friday, his fifth stint with the club after being acquired from the Pirates on July 1... Owns a 2.31 ERA (3 ER/11.2 IP) over seven total games with the Braves, and earned the win yesterday.</li> <li>• Before his Braves debut on July 25, all of his major league experience had come with the Pittsburgh Pirates, including three games this season...Has pitched to a 2-1 lifetime record and a 3.71 lifetime ERA (25 ER/60.2 IP).</li> </ul>														

Team Bullpen Totals		
W-L: 28-26	SV-OPP: 29-49	ERA: 4.25
IP: 527.1	R: 269	ER: 249
HITS/HR: 461/72	BB: 206	SO: 508
1st Batter Faced/Retired/Pct.:	478/339	(70.9%)
Inherited Runners/Scored/Pct.:	204/81	(39.7%)
Home ERA: 4.58	Road ERA: 3.86	

Braves Bullpen By Month										
Month	W-L	ERA	SV-OP	IP	H	R	ER/	BB	SO	HR
April	8-3	3.59	6-10	85.1	58	35	34	40	81	9
May	3-5	3.26	4-8	85.2	77	37	31	36	87	8
June	1-1	3.40	2-4	76.2	64	31	29	25	83	7
July	4-6	6.02	4-8	104.2	100	76	70	43	102	17
August	8-2	3.76	11-13	107.2	100	47	45	36	90	17
September	2-2	5.13	2-4	47.1	42	30	27	19	46	10

Bullpen Ranks								
	ERA	IP	*H	*BB/9	K/9	*HR/9	HLD	SV
N.L. Rank:	10th	12th	3rd	9th	6th	11th	14th	14th
MLB Rank:	20th	23rd	6th	16th	17th	22nd	28th	27th
								<i>*1st = Best</i>

Most Recent Appearances										
ALEXIS DÍAZ										
DATE	OPP.	DEC.	IP	H	R	ER	BB	SO	HR	
8/22	at TAC!	ND	1.0	3	3	3	1	2	0	
8/28	vs. MEM!	ND	1.0	0	0	0	0	1	0	
8/30	vs. MEM!	ND	1.1	1	1	1	0	1	1	
9/9	vs. CHI	ND	0.2	0	4	3	3	1	0	
9/12	vs. HOU	ND	1.0	0	0	0	0	1	0	
Last 2 in MLB			0-0, 16.20	1.2	0	4	3	3	2	0

DYLAN DODD									
DATE	OPP.	DEC.	IP	H	R	ER	BB	SO	HR
8/30	at PHI	BS, 1	0.1	1	0	0	0	1	0
8/31	at PHI	ND	0.1	1	0	0	0	0	0
9/2	at CHI	ND	1.0	0	0	0	0	0	0
9/7	vs. SEA	ND	3.1	5	3	3	0	2	1
9/13	vs. HOA	ND	3.2	0	0	0	2	4	0
Last 5		0-0, 3.12	8.2	7	3	3	2	7	1

DANE DUNNING									
DATE	OPP.	DEC.	IP	H	R	ER	BB	SO	HR
8/19	vs. CWS	ND	1.0	0	0	0	0	2	0
8/24	at MEM^	L, 3-2	4.0	8	5	5	0	2	0
8/30	vs. NOR^	W, 4-2	5.0	8	3	3	3	2	0
9/5	vs. DUR^	ND	1.0	5	6	4	1	1	0
9/12	vs. HOU	ND	2.1	5	3	2	0	2	1
Last 2 w/	ATL	0-0, 5-40	3.1	5	3	2	0	4	1

RAISEL IGLESIAS									
DATE	OPP.	DEC.	IP	H	R	ER	BB	SO	HR
9/3	at CHI	ND	1.0	0	0	0	2	1	0
9/5	vs. SEA	S, 24	1.0	0	0	0	0	1	0
9/8	vs. CHI	S, 25	1.0	0	0	0	0	1	0
9/10	vs. CHI	ND	1.0	2	0	0	1	0	0
9/14	vs. HOU	ND	1.0	0	0	0	0	2	0
Last 5		0-0, 0.00	5.0	2	0	0	3	5	0

PIERCE JOHNSON									
DATE	OPP.	DEC.	IP	H	R	ER	BB	SO	HR
9/1	at CHI	BS, 3	1.0	2	2	2	0	1	1
9/6	vs. SEA	ND	0.2	0	0	0	0	1	0
9/8	vs. CHI	H, 14	0.2	0	0	0	0	0	0
9/10	vs. CHI	ND	1.0	2	0	0	0	1	0
9/14	vs. HOU	ND	1.0	1	0	0	0	1	0
Last 5		0-0, 4.15	4.1	5	2	2	0	4	1

TYLER KINLEY									
DATE	OPP.	DEC.	IP	H	R	ER	BB	SO	HR
9/3	at CHI	ND	1.0	0	0	0	0	2	0
9/5	vs. SEA	W, 5-3	1.0	0	0	0	0	0	0
9/8	vs. CHI	H, 12	1.0	0	0	0	0	1	0
9/10	vs. CHI	ND	1.1	0	0	0	1	2	0
9/13	vs. HOU	ND	1.0	0	0	0	0	0	0
Last 5		1-0, 0.00	5.1	0	0	0	1	5	0

DYLAN LEE									
DATE	OPP.	DEC.	IP	H	R	ER	BB	SO	HR
9/1	at CHI	H, 15	1.0	0	0	0	0	2	0
9/5	vs. SEA	BS, 7	0.1	2	0	0	0	1	0
9/9	vs. CHI	ND	1.0	0	0	0	0	1	0
9/10	vs. CHI	ND	0.2	0	0	0	0	1	0
9/14	vs. HOU	H, 16	1.0	0	0	0	0	1	0
Last 5		0-0, 0.00	4.0	2	0	0	0	6	0

CONNOR SEABOLD									
DATE	OPP.	DEC.	IP	H	R	ER	BB	SO	HR
8/28	vs. NOR^	ND	2.1	0	0	0	0	2	0
9/1	vs. DUR^	L, 3-5	1.0	3	3	3	1	0	1
9/5	vs. DUR^	ND	2.0	2	0	0	0	1	0
9/9	vs. CHI	ND	1.1	1	0	0	0	2	0
9/12	vs. HOU	ND	1.0	0	0	0	1	2	0
Last 2 w/ ATL		0-0, 0.00	2.1	1	0	0	1	4	0

HUNTER STRATTON									
DATE	OPP.	DEC.	IP	H	R	ER	BB	SO	HR
9/1	at CHI	ND	1.0	2	1	1	0	0	0
9/4	vs. DUR^	ND	1.0	1	1	1	0	0	1
9/6	vs. DUR^	ND	1.0	0	0	0	0	1	0
9/11	at NSH^	ND	0.0	2	1	0	0	0	0
9/14	vs. HOU	W, 1-1	2.0	2	1	1	1	2	1
Last 2 w/	ATL	1-0, 6,00	3.0	4	2	2	1	2	1

<sup>^</sup> with Gwinnett; ! with Oklahoma City; \* as starter

Braves Bits	
Ronald Acuña Jr. • OF • 6-0 • 205 • 27 yrs • #13	
<b>HOU Series:</b> .250 (3-12, 2 R, HR, BB) <b>Last HR:</b> 9/12/25 vs. HOU (C. Gordon)	
<b>Homestand:</b> .231 (6-26, 3 R, 2B, HR, 2 RBI, 3 BB) <b>Current Streak:</b> 0-6	
<b>Season Long Streak:</b> 8 games (2x, last: 6/9-18, .577, 15-for-26, 4 HR, 7 RBI, 11 R, 9 BB)	
<div><ul style="list-style-type: none"><li>On September 8, snapped his 25-at-bat hidless spell, which was the longest of his career and the longest active in MLB.</li><li>Reached base five times on August 27 without recording a hit, becoming one of just four major leaguers since 2020 to do so...Joey Bart (PIT) was the last to do so on August 1 earlier this season...Only five Braves have done it in the franchise's modern era, the last being Dale Murphy (5 BB, April 22, 1983).</li><li>Has three leadoff home runs this season and 37 in his career - most in team history.</li></ul></div>	
Ozzie Albies • INF • 5-8 • 165 • 28 yrs • #1	
<b>HOU Series:</b> .167 (2-12, 2B, 3 RBI, BB) <b>Last HR:</b> 9/8/25 vs. CHC (S. Imanaga)	
<b>Homestand:</b> .222 (8-36, 3 R, 2B, 3B, HR, 5 RBI, 2 SB) <b>Current Streak:</b> 1 game (2-5, 3 RBI)	
<b>Season Long Streak:</b> 14 games (5/13-5/29, 18-for-52, HR, 4 2B, 7 RBI, 8 R, 7 BB, HBP)	
<div><ul style="list-style-type: none"><li>In 44 games since July 29, is batting .411 (23-for-56) against left-handed pitching... Among MLB hitters with at least 50 plate apperances against lefties since then, that average is the best.</li><li>Has hit six of his 16 home runs in his last 18 games.</li><li>Has been successful in 81.0% of his career steal attempts, the best percentage in franchise history (min. 75 attempts).</li><li>Since August 26, his 11 extra-base hits are tied for sixth in Major League Baseball.</li><li>In his last 30 games, dating to August 12, has scored 19 runs and logged seven doubles, seven home runs and 24 RBI...Has slashed .299/.326/.535 (38-for-127) with an .861 OPS.</li><li>From August 27-28, had nine RBI in two games – and is the only Brave since 2021 to meet that criteria...Has done so two other times since then.</li><li>On August 23 appeared in his 1,000th game with Atlanta, becoming in first Brave to cross the milestone since Freddie Freeman in 2014.</li></ul></div>	
Nick Allen • INF • 5-8 • 166 • 26 yrs • #2	
<b>HOU Series:</b> .----	<b>Last HR:</b> 4/25/24 at NYY (N. Cortes)
<b>Homestand:</b> .000 (0-1)	<b>Current Streak:</b> 0-1
<b>Season Long Streak:</b> 5 games (5/15-5/20, 6-for-16, 3 RBI, 2 R, 3 BB, SB)	
<div><ul style="list-style-type: none"><li><b>Hasn't homered in 397 consecutive at-bats, dating to April 25, 2024...That's the longest active streak in MLB.</b></li><li>Defensively, he ranks sixth in the majors, regardless of position, in Outs Above Average (17, tied)...Is tied for fourth among shortstops in Defensive Runs Saved (13) behind Taylor Walls (TB, 17), Corey Seager (TEX, 16) and Mookie Betts (15).</li></ul></div>	
Nacho Alvarez Jr. • INF • 5-10 • 190 • 22 yrs • #67	
<b>HOU Series:</b> .000 (0-10)	<b>Last HR:</b> ----
<b>Homestand:</b> .192 (5-26, 3 2B, RBI)	<b>Current Streak:</b> 0-11
<b>Season Long Streak:</b> 7 games (8/17-23, 11-for-27, 6 R, 3 2B, 3 RBI, BB)	
<div><ul style="list-style-type: none"><li>Since the beginning of September, has struck out just four times...His 10.8% strikeout rate ranks eighth in the National League (min. 30 PA).</li><li>Since July 19, is tied for the team lead in doubles (12), alongside Matt Olson.</li><li>Has 23 hits in his last 27 games, including at least one knock in 17 of those 27 contests.</li><li>His seven-game hitting streak came to an end on August 24...It was the longest by an Atlanta rookie infielder since 2018...Alvarez batted .407 (11-for-27) during the streak.</li></ul></div>	
Drake Baldwin • C • 6-0 • 210 • 24 yrs • #30	
<b>HOU Series:</b> .000 (0-8)	<b>Last HR:</b> 8/31/25 at PHI (J. Alvarado)
<b>Homestand:</b> .097 (3-31, 2 R, 2B, 2 RBI, BB)	<b>Current Streak:</b> 0-19
<b>Season Long Streak:</b> 7 games (4/4-4/20, 9-for-24, 2 HR, 2 2B, 6 RBI, 2 R, 2 BB)	
<div><ul style="list-style-type: none"><li><b>MLB Rookie Ranks (min. 100 games):</b> Slugging percentage (4th, .428), home runs (3rd, 15), OPS (4th, .761), batting average (6th, .263), OBP (7th, .333), total bases (8th, 151).</li><li>Since 1995, just two other Atlanta rookie catchers have hit multiple go-ahead homers in a single season: William Contreras (3, 2021) and Jarrod Saltalamacchia (2, 2007).</li><li>Baldwin recorded 10 RBI in the Miami Series (August 7-9), the most by any Braves rookie in a single series in the Atlanta era (since 1966).</li><li>Baldwin has hit the second-most homers by an Atlanta rookie catcher, only trailing Earl Williams (33, 1971).</li><li>He's appeared in 110 games, making 84 starts: 73 at catcher and 11 as the club's DH.</li></ul></div>	
Vidal Bruján • INF • 5-9 • 180 • 27 yrs • #17	
<b>HOU Series:</b> .000 (0-1)	<b>Last HR:</b> 8/10/24 vs. SD (M. Waldron)
<b>Homestand:</b> .000 (0-2)	<b>Current Streak:</b> 0-3
<b>Season Long Streak:</b> 4 games (8/18-23), 7-7, .571, 2 R, 2 RBI)	
<div><ul style="list-style-type: none"><li>This season, the switch-hitter has batted .234 (15-for-64) against right-handed pitchers and .214 (3-for-14) against southpaws.</li><li>In 2020, peaked at No. 45 in MLB.com's prospect rankings while in Tampa Bay's system.</li></ul></div>	
Michael Harris II • OF • 6-0 • 195 • 24 yrs • #23	
<b>HOU Series:</b> .100 (1-10)	<b>Last HR:</b> 8/27/25 at MIA (F. Tarnok)
<b>Homestand:</b> .067 (2-30, 2 SF, 2 RBI, SB)	<b>Current Streak:</b> 1 game (1-4)
<b>Season Long Streak:</b> 12 games (8/8-19, .471, 24-for-51, 6 HR, 4 2B, 17 RBI, 11 R)	
<div><ul style="list-style-type: none"><li>Since August 9, is tied for sixth in Major League Baseball with 28 RBI.</li><li>From July 22-August 18, led the majors in hits (46), batting average (.426), slugging percentage (.778), triples (3), extra-base hits (19, tied), total bases (84) and OPS (1.214).</li><li>Is one of seven qualified batters with a higher home run (2.9%) rate than walk rate (2.4%), and one of just two in the N.L.... The last Brave to do so throughout a full season was Jeff Francoeur in 2006.</li><li>He's turned in 20 multi-hit efforts dating to July 22 vs. San Francisco, tied for second most in Major League Baseball behind Julio Rodríguez (SEA, 22).</li><li>Has drawn just 14 walks this season, the fewest among MLB qualifiers...The player with the second-fewest, Lenyn Sosa (CWS), has walked 18 times.</li><li>From July 22-August 18, recorded 46 hits in a 26-game span, the most by any Brave in 26 games since Martín Prado in 2010 (47 hits)...Harris is the only player with a matching span this season, and the first since Bobby Witt Jr. (47 hits) last season.</li><li>Through Harris' first 89 games, through July 9, owned a 89.1 mph average exit velocity... From July 10 and on, has a 91.8 mph average exit velocity.</li></ul></div>	
Ha-Seong Kim • INF • 5-10 • 200 • 29 yrs • #9	
<b>HOU Series:</b> .400 (4-10, R, 2 RBI, 2 BB) <b>Last HR:</b> 9/3/25 at CHC (D. Pomeranz)	
<b>Homestand:</b> .267 (8-30, 2 R, SF, 3 RBI, 3 BB) <b>Current Streak:</b> 2 games (4-7, R, 2, RBI)	
<b>Season Long Streak:</b> 4 games (8/13-17, 6-for-15, R, 2B, 2 SB)	
<div><ul style="list-style-type: none"><li>In 35 games this season, has slashed .238/.309/.336 (29-for-122) with six extra-base hits.</li><li>From 2022-23, accumulated 10.4 bWAR, 10th-most in the N.L. and 18th-most in MLB..</li><li>Is a .308 career batter at Truist Park (23-for-78), including three home runs and 14 RBI...Has an .858 OPS in the venue.</li><li>Won a Gold Glove Award as a utility man in 2023 for San Diego.</li><li>Finished 14th in National League MVP voting in 2023 after he slashed .260/.351/.398.</li></ul></div>	
Sandy León • C • 5-10 • 235 • 36 yrs • #8	
<b>HOU Series:</b> .250 (1-4, 3 RBI)	<b>Last HR:</b> 9/14/25 vs. HOU (C. Kimbrel)
<b>Homestand:</b> .250 (1-4, 3 RBI)	<b>Current Streak:</b> 1 game (1-4, HR, 3 RBI)
<b>Season Long Streak:</b> 1 game (9/14, 1-4, 3 RBI)	
<div><ul style="list-style-type: none"><li>Yesterday, homered in just his fifth major league at-bat this season, and for the first time since September 22, 2021 while with the Miami Marlins...Homered off Craig Kimbrel, his former teammate and fellow champion of the 2018 World Series.</li><li>León's 5.00 AB/HR ratio is the best among the 1,459 players to take at at-bat in the majors this season.</li><li>Tied for second on Gwinnett's roster with 10 home runs this season.</li><li>The switch hitter owns a career average of .202 against right-handed pitchers and a .221 mark against left-handed pitchers.</li><li>Won the 2018 World Series with the Boston Red Sox, catching 10 games of the postseason run...In 17 games of postseason experience, has batted .250/294/375 (8-for-32) with two extra-base hits.</li></ul></div>	
Matt Olson • INF • 6-5 • 235 • 31 yrs • #28	
<b>HOU Series:</b> .364 (4-11, 4 R, 2 HR)	<b>Last HR:</b> 9/14/25 vs. HOU (F. Valdez)
<b>Homestand:</b> .367 (11-30, 4 HR, 7 R, 6 RBI, 4 BB)	<b>Current Streak:</b> 2 games (4-8, 4 R, 2 HR)
<b>Season Long Streak:</b> 11 games (6/8-6/20, 15-for-41, 2 HR, 5 2B, 15 RBI, 7 R, 7 BB)	
<div><ul style="list-style-type: none"><li><b>MLB Ranks:</b> Doubles (T7th, 36), Hard-Hit Outs (T6th, 59), walks (T9th, 86).</li><li>Has seen the most pitches in MLB this season (2,892), and ranks fourth in pitches per plate appearance (4.37).</li><li>Since the beginning of August, has slashed .308/.285/.519 (48-for-156) with 18 extra-base hits...Has drawn 20 walks in that time.</li><li>Has started nine double plays at first base this season, most in the N.L. and second most in MLB...Since joining Atlanta in 2022, his 40 double plays started from first are most in the majors and 11 more than any other first baseman.</li><li>Ranks third in the N.L. in doubles behind Freddie Freeman (LAD, 37) and Pete Alonso (NYM, 37).</li><li>Leads all first basemen in Defensive Runs Saved (16)...The next closest player is Carlos Santanta with 11.</li><li>On August 10 vanquished his 19-game homerless spell, his longest this season and longest since his career-worst 26-game drought that occurred from April 8-May 8, 2024.</li><li>Dating to May 2, 2021, he's played in 770 consecutive regular season games; the longest active streak in baseball...It's the second-longest streak since 2000, following Miguel Tejada (1,152, 2000-07)...Since joining Atlanta prior to the 2022 season, he's played in each of the club's 635 regular season games.</li></ul></div>	
Marcell Ozuna • DH • 6-1 • 225 • 34 yrs • #20	
<b>HOU Series:</b> .250 (2-8, 2 BB)	<b>Last HR:</b> 8/13/25 at NYM (P. Blackburn)
<b>Homestand:</b> .238 (5-21, 2 R, 3 2B, 2 BB)	<b>Current Streak:</b> 1 game (1-3, BB)
<b>Season Long Streak:</b> 5 games (2x, last: 5/24-5/30, 6-for-18, 2 R, 5 BB)	
<div><ul style="list-style-type: none"><li><b>MLB Ranks:</b> Walks (7th, 89).</li><li>Is batting .429 on the first pitch this season.</li><li>Owns a career-best 16.3% walk rate this season, third-highest among all qualifiers behind Juan Soto (NYM, 18.0%) and Aaron Judge (NYY, 17.4%).</li><li>From August 7-13, belted five home runs and logged 11 RBI in a six-game span – the third time in his career he's played to those parameters.</li><li>Walked three times on July 31 at CIN...Marked his fifth game this season with three-or-more walks, tied for the fifth most in MLB.</li></ul></div>	
Jurickson Profar • OF • 5-11 • 184 • 32 yrs • #7	
<b>HOU Series:</b> .364 (4-11, 3 R, 2B, SB, 2 BB)	<b>Last HR:</b> 9/7/25 vs. SEA (L. Castillo)
<b>Homestand:</b> .286 (10-35, 6 R, 3 2B, HR, 2 RBI)	<b>Current Streak:</b> 5 games (6-19, 3 R)
<b>Season Long Streak:</b> 7 games (8/25-8/30., 10-for-28, 2 HR, 2 2B, 5 RBI, 8 R, 6 BB)	
<div><ul style="list-style-type: none"><li>Since the All-Star Break, has batted .259 (53-for-205) with a .377 OBP.</li><li>Since his reinstatement on July 2, he's started 63 games in left field...He's hitting .265 (67-for-253) with 13 home runs, 15 doubles, 39 RBI, 48 runs and 36 walks.</li><li>He is just the ninth player in Atlanta franchise history (since 1966) with at least 25 runs and 25 RBI in a single calendar month (August), and the first since Gary Sheffield scored 26 times and drove in 27 in August of 2003.</li><li>On August 27 secured his second multi-homer game this season and the sixth of his career...Thirty-three percent of his career multi-homer performances have occurred in the last month.</li><li>From July 18-August 27, drew 33 walks, most in MLB in that time.</li><li>Logged 13 RBI across a five-game span from August 17-22...Those are easily the most in any five-game span of his career, surpassing a nine-RBI instance in 2019 with the Athletics...Since RBI became official in 1920, Profar is one of just five MLB players to record 13 RBI in a five-game span exclusively out of the leadoff position...He joins Jack Tobin (SLB, 1923), Max Kepler (MIN, 2019), Kyle Schwarber (WSH, 2021) and Shohei Ohtani (LAD, 2024)...Research confirmed by Elias...Since 2008, he joins three other Braves in driving in 13 runs in a five-game span: Freddie Freeman (16 RBI, 2020), Ozzie Albies (13 RBI, 2021) and Austin Riley (16 RBI, 2023).</li></ul></div>	
Eli White • OF • 6-2 • 195 • 31 yrs • #36	
<b>HOU Series:</b> .500 (1-2, 2 R, HR, 2 RBI, SB)	<b>Last HR:</b> 9/12/25 vs. HOU (C. Gordon)
<b>Homestand:</b> .250 (1-4, 2 R, HR, 2 RBI, SB)	<b>Current Streak:</b> 0-1, R, SB
<b>Season Long Streak:</b> 8 games (2x, last: 5/3-5/10, 9-for-29, 2B, 2 3B, 2 RBI, 3 R, 2 BB, SB)	
<div><ul style="list-style-type: none"><li>Has hit nine of his 19 career home runs this season.</li><li>Among players with as many-or-fewer at-bats this season (247), his nine home runs are tied for eighth in Major League Baseball.</li><li>Five of his last nine hits have been home runs, and six of those nine have gone for extra bases, dating to August 2 at Cincinnati.</li><li>From July 29-August 9 (G1), logged 11 RBI in 11 games.</li><li>Tallied the second multi-home game of his career and plated a career-best four runs, August 2 at Cincinnati.</li></ul></div>	
Luke Williams • INF • 6-1 • 186 • 28 yrs • #37	
<b>HOU:</b> .----	<b>Last HR:</b> 7/3/22 at WSH (E. Fedde)
<b>Homestand:</b> .----	<b>Current Streak:</b> 1 game (1-1)
<b>Season Long Streak:</b> 2 games (5/29-5/30, 2-for-6, 2B, 2 RBI)	
<div><ul style="list-style-type: none"><li>Among the 32 pitchers that have logged at least 5.0 innings pitched for Atlanta this season, Williams' 3.00 ERA (2 ER/6.0 IP) ranks seventh.</li><li>Is one of two N.L. players this season with at least three hits and three pitching strikeouts (also: S. Ohtani, LAD).</li><li>Owns a 95.0 average exit velocity since July 29, best on Atlanta's club (min. 10 PA)... Matt Olson ranks second at 92.4 mph.</li><li>Has a 16.0% strikeout rate in his six pitching appearances.</li></ul></div>	



Braves Blasts			
HOME RUN BREAKDOWN			
Braves Solo. ....	97	Opponent Solo. ....	99
Braves 2-Run. ....	45	Opponent 2-Run. ....	56
Braves 3-Run. ....	22	Opponent 3-Run. ....	21
Braves Grand Slams. ....	3	Opponent Grand Slams. ....	3
Braves Total. ....	167	Opponent Total. ....	181

2025 BRAVES BACK-TO-BACK HOMERS (7)				
Date	Opp.	Inning	Hitters	Opposing Pitchers(s)
4/4	vs. MIA	7th	Ozuna-Olson	George Soriano
4/12	at TB	8th	Albies-Murphy	Hunter Bigge
5/16	at BOS	2nd	Olson-Murphy	Garrett Crochet
5/17	at BOS	1st	Olson-Ozuna	Lucas Giolito
5/22	at WSH	1st	Olson-Ozuna	Trevor Williams
6/5	vs. AZ	6th	Acuña Jr.-Baldwin	Tommy Henry
8/7	vs. MIA	1st	Baldwin-Ozuna	Eury Pérez

MULTI-HOMER GAMES			
Player	Career	2025	Last
Olson	25	0	9/19/24 at CIN
Ozuna	23	1	8/9/25 vs. MIA (G2)
Three-Homer Game (1)		0	9/1/20 at BOS
	10	1	8/27/25 at MIA
Riley	8	2	5/4/25 vs. LAD
Murphy	6	2	7/11/25 at STL
Profar	6	2	8/27/25 at MIA
Harris II	5	0	9/19/24 at CIN
Kelenic	2	0	9/29/22 vs. TEX
White	2	1	8/2/25 at CIN
Allen	1	0	8/6/23 vs. SF
Baldwin	1	1	8/7/25 vs. MIA

LEADOFF HOMERS			
Player	Career	2025	Last
Albies	10	0	4/23/22 vs. MIA (E. Hernández)
Profar	9	2	8/27/25 at MIA (R. Gusto)
Harris II	2	0	9/17/24 at CIN (B. Williamson)
Kelenic	2	0	6/29/24 vs. PIT (P. Skenes)

GAME-ENDING HOMERS			
Player	Career	2025	Last
Albies	3	0	6/8/23 vs. NYM (T. Hunter)
Olson	3	0	7/24/20 vs. LAA (H. Milner)
Ozuna	2	1	4/10/25 vs. PHI (J. Ross)
Murphy	1	0	4/10/23 vs. CIN (D. Law)
Williams	1	0	6/9/21 vs. ATL (W. Smith)

GRAND SLAMS			
Player	Career	2025	Last
Olson	9	1	7/2/25 vs. LAA (R. Zeferjahn)
Ozuna	7	0	5/23/23 at MIA (B. Garrett)
Albies	5	0	6/11/22 vs. PIT (C. Stratton)
Profar	4	0	6/25/24 vs. WSH (D. Law)
Murphy	2	1	6/28/25 vs. PHI (J. Romano)
Riley	2	0	7/27/21 at NYM (J. Eickhoff)
Harris II	2	1	8/13/25 at NYM (R. Garrett)

PINCH-HIT HOMERS			
Player	Career	2025	Last
White	1	1	9/12/25 vs. HOU (C. Gordon)
Kelenic	1	0	5/6/22 vs. TB (R. Thompson)
Ozuna	1	0	6/29/14 vs. OAK (T. Milone)
Profar	1	0	9/26/13 vs. LAA (M. Kohn)

INSIDE-THE-PARK HOMERS			
Player	Career	2025	Last
Olson	1	1	5/5/25 vs. CIN (B. Singer)

EJECTIONS			
Player/Manager	Career	2025	Last
Snitker	22	2	8/27/25 at MIA (Mark Wegner)
Profar	3	0	4/20/24 vs. TOR (Ramon De Jesus)
Kelenic	2	0	5/3/23 at OAK (Nestor Ceja)
Ozuna	1	0	8/5/23 at CHC (Ryan Blakney)

Major League Debuts				
Date	Player	Age (Y-D)	Opp.	Batting/Pitching Line
3/27	Drake Baldwin	23-364	at SD	0-for-3, walk
4/22	Nathan Wiles	26-294	vs. STL	ReL., 1.0 IP, 4 H, 3 ER, 1 K, 2 BB, 24 pitches, ND
6/20	Didier Fuentes	20-003	at MIA	GS, 5.0 IP, 6 H, 4 ER, 3 K, 1 BB, 87 pitches, L
9/2	Rolddy Muñoz	25-141	at CHC	ReL., 2.0 IP, 0 H, 0 ER, 1 K, 2 BB, 26 pitches, ND
9/2	Hayden Harris	26-185	at CHC	ReL., 1.0 IP, 0 H, 0 ER, 0 K, 0 BB, 12 pitches, ND

Record by Uniform		
Home White .....	27-23	Road Gray .....
Red Alternate .....	10-13	Navy Alternate .....
City Connect .....	7-6	

Score by Inning										
	1	2	3	4	5	6	7	8	9	Extras
Totals										
Opponent	74	78	105	90	59	68	76	63	61	12
Braves	72	50	65	88	64	87	58	95	51	10

Braves Injured/Inactive List					
Player	Pos.	Injury	7/10/15/60-day IL	Date on IL/List	Date off IL/List
Joe Jiménez	RHP	Left knee articular cartilage injury	60-day	March 25 (Retro. March 24)	—
Reynaldo López	RHP	Right shoulder inflammation	60-day	March 31 (Retro. March 29)	—
AJ Smith-Shawver	RHP	Strained right elbow	60-day	May 29	—
Spencer Schwellenbach	RHP	Fractured right elbow	60-day	July 2 (Retro. June 29)	—
Grant Holmes	RHP	Right elbow inflammation	60-day	July 27	—
Austin Riley	INF	Strained lower abdominal muscle	10-day	August 4	—
Aaron Bummer	LHP	Left shoulder inflammation	15-day	August 24	—
Sean Murphy	C	Right hip labral tear	10-day	September 8	—
Daysbel Hernández	RHP	Right shoulder inflammation	15-day	September 12 (Retro. September 9)	—
Jake Fraley	OF	Strained right oblique muscle	10-day	September 14 (Retro. September 11)	—
Sean Murphy	C	Fractured left ribcage	10-day	March 25 (Retro. March 24)	April 6
Aaron Bummer	LHP	Bereavement list	---	April 11	April 14
Spencer Strider	RHP	Right elbow UCL injury	15-day	March 25 (Retro. March 24)	April 16
Spencer Strider	RHP	Strained right hamstring	15-day	April 21 (Retro. April 18)	May 19
Ronald Acuña Jr.	OF	Left knee ACL reconstruction	10-day	March 25 (Retro. March 24)	May 23
Nacho Alvarez Jr.	INF	Left wrist inflammation	60-day	March 25 (Retro. March 24)	June 15
Stuart Fairchild	OF	Dislocated pinky finger	10-day	May 30	June 16
Jurickson Profar	OF	Restricted List	80 games	March 31	July 2
Daysbel Hernández	RHP	Right forearm inflammation	15-day	June 6 (Retro. June 5)	July 2
Austin Riley	INF	Strained right abdomen	10-day	July 12	July 25
Ronald Acuña Jr.	OF	Grade 1 right calf strain	10-day	July 30	August 15
Chris Sale	LHP	Fractured left ribcage	60-day	June 21 (Retro. June 19)	August 30
Luke Williams	INF	Strained left oblique muscle	10-day	August 21 (Retro. August 19)	September 1
Jurickson Profar	OF	Paternity List	---	September 2	September 4

Recent Transactions	
<b>September 14:</b> Selected INF Luke Williams to the major league roster and placed OF Jake Fraley on the 10-day injured list, backdated to September 11, with a strained right oblique muscle.	
<b>September 12:</b> Recalled RHP Hunter Stratton to Atlanta and placed RHP Daysbel Hernández on the 15-day injured list, backdated to September 9, with right shoulder inflammation.	
<b>September 8:</b> Reported RHP Alexis Díaz to Atlanta and recalled RHP Connor Seabold...Designated RHP John Brebbia for assignment...Selected C Sandy León to the major league roster and placed C Sean Murphy on the 10-day injured list with a right hip labral tear, recalled RHP Dane Dunning to Atlanta, and optioned LHP Hayden Harris to Triple-A Gwinnett.	
<b>September 7:</b> Claimed RHP Alexis Díaz off waivers from the Los Angeles Dodgers...Optioned RHP Rolddy Munoz to Triple-A Gwinnett following the game.	
<b>September 6:</b> Outrighted INF Luke Williams to Triple-A Gwinnett.	
<b>September 4:</b> Reinstated OF Jurickson Profar from the paternity list and recalled RHP Daysbel Hernández to Atlanta...Designated INF Luke Williams for assignment and released RHP Cal Quantrill from the roster...RHP Wander Suero was claimed off waivers by the New York Mets.	
<b>September 2:</b> Reported INF Ha-Seong Kim to Atlanta and placed OF Jurickson Profar on the paternity list...Selected LHP Hayden Harris to the major league roster...To make room on the 40-man roster, Atlanta designated RHP Wander Suero for assignment.	
<b>September 1:</b> Recalled RHP Rolddy Muñoz to Atlanta and reinstated INF Luke Williams from the 10-day injured list...Optioned RHP Hunter Stratton to Triple-A Gwinnett following the game.	

Game-Ending RBI				
Player	Number	Last	Player	Number
Albies	7	7/20/24 (SF)	Olson	5
Allen	-	-	Ornelas	-
Baldwin	1	5/8/25 (1B)	Ozuna	7
Harris II	2	4/24/24 (2B)	Profar	3
Kelenic	1	8/13/21 (BB)	Riley	4
León	1	4/5/17 (HR)	White	-
Murphy	2	9/8/24 (FC)	Williams	1
Braves walk-off wins in 2025: 5 (June 17 vs. New York (NL) – Riley, SF)				

Starts by Batting Order	
<b>1:</b> Profar – 58, Acuña Jr. – 43, Verdugo – 26, Harris II – 13, Albies – 5, White – 3	<b>6:</b> Albies – 53, Harris II – 30, Murphy – 24, Baldwin – 15, Ozuna – 6, De La Cruz – 5, Verdugo – 5, White – 3, Kim – 3, Acuña Jr. – 2
<b>2:</b> Olson – 73, Riley – 52, Baldwin – 10, Albies – 6, Verdugo – 5, Ozuna – 1, White – 1	<b>7:</b> Harris II – 28, White – 24, Albies – 24, Murphy – 18, Alvarez Jr. – 13, Verdugo – 10, Baldwin – 8, De La Cruz – 5, Fairchild – 5, Ozuna – 4, Kelenic – 3, Bruján – 2, Arcia – 1, Kim – 1, Acuña Jr. – 1,
<b>3:</b> Ozuna – 51, Acuña Jr. – 33, Riley – 26, Olson – 23, Baldwin – 9, Albies – 6	<b>8:</b> Harris II – 45, White – 26, Alvarez Jr. – 21, Allen – 13, Kelenic – 9, Fairchild – 6, Murphy – 6, Ozuna – 5, Baldwin – 4, Fraley – 3, Albies -2, Arcia – 2, Verdugo – 2, Tromp – 1, Ornelas – 1, Williams – 1, León – 1
<b>4:</b> Olson – 52, Ozuna – 28, Baldwin – 23, Murphy – 14, Riley – 11, Harris II – 6, Albies – 5, Profar – 2, Kim – 1	<b>9:</b> Allen – 109, Alvarez Jr. – 10, Kelenic – 8, Arcia – 6, Harris II – 4, White – 3, Williams – 3, Bruján – 3, Rosario -1, Tromp – 1
<b>5:</b> Albies – 47, Ozuna – 25, Murphy – 17, Harris II – 17, Baldwin – 15, Riley – 13, Profar – 5, Kim – 5, De La Cruz – 2, Verdugo – 1, White – 1	

Starts by Position	
<b>P:</b> Elder – 26, Holmes – 21, Strider – 20, Sale – 18, Schwellenbach – 17, Wentz – 10, Smith-Shawver – 9, Waldrep – 7, Fuentes – 4, Fedde – 4, Carrasco – 3, Quantrill – 2, Bummer – 2, Daniel – 2, Cox -1	<b>SS:</b> Allen, – 123, Kim – 10, Arcia – 9, Williams – 3, Bruján – 3
<b>L:</b> Elder – 26, Holmes – 21, Strider – 20, Sale – 18, Schwellenbach – 17, Wentz – 10, Smith-Shawver – 9, Waldrep – 7, Fuentes – 4, Fedde – 4, Carrasco – 3, Quantrill – 2, Bummer – 2, Daniel – 2, Cox -1	<b>LF:</b> Profar – 63, Verdugo – 49, White – 20, De La Cruz – 11, Fairchild – 2, Fraley – 1
<b>C:</b> Baldwin – 74, Murphy – 72, Tromp – 2	<b>CF:</b> Harris II – 144, White – 4, Fairchild – 1
<b>1B:</b> Olson – 148	<b>RF:</b> Acuña Jr. – 75, White – 37, Kelenic – 20, Fairchild – 8, Bruján – 3, Fraley – 3, Rosario – 1
<b>2B:</b> Albies – 148	<b>DH:</b> Ozuna – 125, Baldwin – 11, Murphy – 7, Acuña Jr. – 3, De La Cruz – 1, Profar – 1
<b>3B:</b> Riley – 102, Alvarez Jr. – 44, Ornelas – 1, Williams – 1	

Challenge Log				
Date (Inning)	Player (Team)	Play Type (Base)	Ruling	Success
3/27 at SD (T1)	Albies (ATL)	Force play (1B)	Out/Overturned	1/1 (100.0%)
4/5 vs. MIA (T5)	Edwards (MIA)	Tag play (1B)	Safe/Overturned	2/2 (100.0%)
4/10 at TB (T4)	Morel (TB)	Tag play (HP)	Safe/Overturned	3/3 (100.0%)
4/11 at TB (T8)	Olson (ATL)	Force play (1B)	Out/Confirmed	3/4 (75.0%)
4/13 at TB (T6)	White (ATL)	Force play (2B)	Out/Stand	3/5 (60.0%)
4/16 at TOR (B3)	Guerrero Jr. (TOR)	Tag play (2B)	Safe/Overturned	4/6 (66.7%)
4/21 vs. STL (B8)	Riley (ATL)	Force play (1B)	Out/Overturned	5/7 (71.4%)
4/22 vs. STL (T8)	Contreras (STL)	Tag play (HP)	Safe/Confirmed	5/8 (62.5%)
4/26 at AZ (B10)	Grichuk (AZ)	Force play (1B)	Safe/Overturned	6/9 (66.7%)
4/27 at AZ (T1)	Verdugo (ATL)	Tag play (HP)	Safe/Stand	6/10 (60.0%)
5/7 vs. CIN (B3)	White (ATL)	Force play (1B)	Out/Overturned	7/11 (63.6%)
5/8 vs. CIN (T7)	Dunn (CIN)	Tag play (1B)	Safe/Stand	7/12 (58.3%)
5/14 vs. WSH(T4)	Bell (WSH)	Tag play (2B)	Out/Overturned	8/13 (61.5%)
5/22 at WSH (T9)	Riley (ATL)	Tag play (HP)	Out/Confirmed	8/14 (57.1%)
5/29 at PHI (B8)	Marchán (PHI)	Hit by pitch	HBP/Stand	8/15 (53.3%)
6/3 vs. AZ (T7)	Marte (AZ)	Tag play (1B)	Safe/Overturned	9/16 (56.3%)
6/10 at MIL (B7)	Durbin (MIL)	Hit by pitch	HBP/Stand	9/17 (52.9%)
6/13 vs. COL (T4)	Goodman (COL)	Force play (3B)	Safe/Overturned	10/18 (55.6%)
6/20 at MIA (B6)	Wagaman (MIA)	Stadium boundary call	In play/Overturned	11/19 (57.8%)
7/4 vs. BAL (B5)	Acuña Jr. (ATL)	Force play (1B)	Out/Stand	11/20 (55.0%)
7/11 at STL (T3)	Baldwin (ATL)	Tag play (HP)	Out/Confirmed	11/21 (52.4%)
7/22 vs. SF (T6)	Bailey (SF)	Tag play (2B)	Safe/Overturned	12/22 (54.5%)
7/29 at KC (B3)	Garcia (KC)	Fair/foul	Fair ball/Overturned	13/23 (56.5%)
7/29 at KC (B6)	Frazier (KC)	Tag play (3B)	Safe/Stand	13/24 (54.2%)
8/13 at NYM (B1)	Nimmo (NYM)	Tag-up play (3B)	Safe/Stand	13/25 (52.0%)
8/23 vs. NYM (B4)	Acuña Jr. (ATL)	Force play (2B)	Safe/Overturned	14/26 (53.8%)

2025 Schedule and Results																				
Date	Opp.	H/R	Time/ D/N	Result	Winner-Loser-Save	Att.	W-L	Pos.	GA GB	H-R Date	Time/ Opp.	D-N	Result	Winner-Loser-Save	Att.	W-L	Pos.	GA GB		
3/27	at SD	R-D	L, 7-4		Peralta-Neris-Suárez	45,568	0-1	T-3rd	-1.0	7/8	at ATH	R-N	L, 10-1	Springs-Fuentes-None	8,620	39-51	4th	-13.0		
3/28	at SD	R-N	L, 4-3		Adam-Lee-Suárez	41,058	0-2	5th	-1.5	7/9	at ATH	R-N	W, 9-2	Elder-Spence-None	9,273	40-51	4th	-13.0		
3/29	at SD	R-N	L, 1-0		Peralta-Bummer-Morejon	40,587	0-3	5th	-2.5	7/10	at ATH	R-N	L, 5-4 (11)	Sterner-Bummer-None	10,258	40-52	4th	-13.5		
3/30	at SD	R-N	L, 5-0		Pivetta-Smith-Shawver-None	41,269	0-4	5th	-3.0	7/11	at STL	R-N	W, 6-5	De Los Santos-Liberatore-Iglesias	29,625	41-52	4th	-12.5		
3/31	at LAD	R-N	L, 6-1		Glasnow-Holmes-None	50,816	0-5	5th	-3.5	7/12	at STL	R-D	W, 7-6	Hernández-Helsley-Iglesias	31,807	42-52	4th	-12.0		
4/1	at LAD	R-N	L, 3-1		Banda-Sale-Scott	50,182	0-6	5th	-4.0	7/13	at STL	R-D	L, 5-4*	Graceffo-Chavez-Helsley	26,959	42-53	4th	-12.5		
4/2	at LAD	R-N	L, 6-5		Dreyer-Iglesias-None	50,281	0-7	5th	-5.0	7/14	T-Mobile Home Run Derby									
4/3	OPEN DATE									7/15	95th MLB All-Star Game in Atlanta, Ga.									
4/4	vs. MIA	H-N	W, 10-0		Schwellenbach-Meyer-None	41,583	1-7	5th	-5.5	7/16	OPEN DATE							4th	-12.5	
4/5	vs. MIA	H-N	L, 4-0		Quantrill-Smith-Shawver-None	39,732	1-8	5th	-5.5	7/17	OPEN DATE							4th	-12.5	
4/6	vs. MIA	H-D	PPD**		Rescheduled for August 9		1-8	5th	-6.0	7/18	vs. NYY	H-N	W, 7-3	Strider-Hamilton-None	41,844	43-53	4th	-11.5		
4/7	OPEN DATE									7/19	vs. NYY	H-N	L, 12-9	Weaver-Iglesias-None	42,530	43-54	4th	-12.5		
4/8	vs. PHI	H-N	W, 7-5		Hernández-Kerkering-Iglesias	33,508	2-8	5th	-5.5	7/20	vs. NYY	H-D	L, 4-2	Stroman-Holmes-Williams	40,125	43-55	4th	-12.5		
4/9	vs. PHI	H-N	L, 4-3		Alvarado-Iglesias-None	35,323	2-9	5th	-6.0	7/21	vs. SF	H-N	W, 9-5	Elder-Birdsong-None	34,857	44-55	4th	-12.5		
4/10	vs. PHI	H-N	W, 4-2 (11)*		Suarez-Ross-None	36,630	3-9	5th	-5.0	7/22	vs. SF	H-N	L, 9-0	Roupp-Daniel-None	36,433	44-56	4th	-13.5		
4/11	at TB	R-N	L, 6-3		Bradley-Elder-Fairbanks	10,046	3-10	5th	-6.0	7/23	vs. SF	H-D	L, 9-3	Verlander-Strider-None	33,352	44-57	4th	-14.0		
4/12	at TB	R-D	W, 5-4		Lee-Sulser-Iglesias	10,046	4-10	5th	-5.0	7/24	OPEN DATE							4th	-14.0	
4/13	at TB	R-D	L, 8-3		Boyle-Sale-None	10,046	4-11	5th	-6.0	7/25	at TEX	R-N	L, 8-3	Eovaldi-Wentz-None	34,643	44-58	4th	-15.0		
4/14	at TOR	R-N	W, 8-4		Holmes-Lucas-None	21,595	5-11	5th	-6.0	7/26	at TEX	R-N	L, 6-5 (10)	Armstrong-De Los Santos-None	38,318	44-59	4th	-16.0		
4/15	at TOR	R-N	L, 6-3		Gausman-Schwellenbach-None	26,979	5-12	5th	-6.0	7/27	at TEX	R-D	L, 8-1	Leiter-Elder-None	35,914	44-60	4th	-17.0		
4/16	at TOR	R-D	L, 3-1		Bassitt-Strider-Hoffman	25,328	5-13	5th	-6.0	7/28	at KC	R-N	W, 10-7	Strider-Hill-Iglesias	23,850	45-60	4th	-16.0		
4/17	OPEN DATE									7/29	at KC	R-N	L, 9-6	Lugo-Fedde-Estévez	22,562	45-61	4th	-16.0		
4/18	vs. MIN	H-N	W, 6-4		De Los Santos-Jax-Iglesias	39,142	6-13	5th	-6.5	7/30	at KC	R-D	L, 1-0 (10)	Long-Hernández-None	17,726	45-62	4th	-16.0		
4/19	vs. MIN	H-N	W, 4-3		Johnson-Woods Richardson-Iglesias	39,278	7-13	5th	-6.5	7/31	at CIN	R-N	W, 12-11 (10)	Johnson-Pagán-Iglesias	27,169	46-62	4th	-15.5		
4/20	vs. MIN	H-D	W, 6-2		Holmes-Ryan-None	31,889	8-13	5th	-6.5	JULY TOTALS									438,450 (36,538 average in 12 dates)	8-17
4/21	vs. STL	H-N	W, 7-6		Hernández-Maton-None	30,180	9-13	T-4th	-6.5	8/1	at CIN	R-D	L, 3-2	Singer-Elder-Pagán	29,269	46-63	4th	-16.0		
4/22	vs. STL	H-N	L, 10-4		Matz-De Los Santos-None	35,876	9-14	5th	-7.5	8/2	at CIN	R-N	SSPD, completed 8/3							
4/23	vs. STL	H-D	W, 4-1		Hernández-Romero-None	34,009	10-14	5th	-7.5	8/3			W, 4-2	Waldrep-Suter-Iglesias	91,032	47-63	4th	-15.5		
4/24	OPEN DATE									8/4	vs. MIL	H-N	L, 3-1	Priester-Fedde-Megill	30,790	47-64	4th	-16.5		
4/25	at AZ	R-N	W, 8-2		Sale-Gallen-None	31,023	11-14	5th	-6.5	8/5	vs. MIL	H-N	L, 7-2	Peralta-Wentz-None	30,642	47-65	4th	-17.5		
4/26	at AZ	R-N	W, 8-7 (10)		Iglesias-Martinez-Lee	43,043	12-14	T-3rd	-6.5	8/6	vs. MIL	H-N	L, 5-4	Quintanta-Strider-Megill	30,964	47-66	4th	-17.5		
4/27	at AZ	R-D	L, 6-4		Pfaadt-Schwellenbach-Martinez	33,544	12-15	T-4th	-6.5	8/7	vs. MIA	H-N	W, 8-6	Johnson-Simpson-Iglesias	32,460	48-66	4th	-17.0		
4/28	at COL	R-N	W, 6-3		Elder-Feltner-Iglesias	18,852	13-15	3rd	-6.5	8/8	vs. MIA	H-N	L, 5-1	Cabrera-Elder-None	32,717	48-67	4th	-18.0		
4/29	at COL	R-N	W, 8-2		Smith-Shawver-Márquez-None	19,010	14-15	3rd	-6.5	8/9	vs. MIA	H-D	W, 7-1	Waldrep-Gusto-None	35,664	49-67	4th	-17.5		
4/30	at COL	R-D	L, 2-1		Dollander-Sale-Agnos	29,661	14-16	3rd	-6.5	8/9	vs. MIA	H-N	W, 8-6	Fedde-Alcantara-Iglesias	35,433	50-67	4th	-17.5		
MARCH/APRIL TOTALS						397,150 (36,105 average in 11 dates)	14-16			8/10	vs. MIA	H-D	W, 7-1	Wentz-Phillips-None	31,203	51-67	4th	-17.5		
5/1	OPEN DATE									8/11	OPEN DATE							4th	-18.0	
5/2	vs. LAD	H-N	L, 2-1*		Yamamoto-Holmes-Phillips	41,201	14-17	3rd	-7.0	8/12	at NYM	R-N	L, 13-5	Soto-Strider-Hagenman	39,748	51-68	4th	-18.0		
5/3	vs. LAD	H-N	L, 10-3*		Sasaki-Schwellenbach-None	42,159	14-18	T-3rd	-7.5	8/13	at NYM	R-N	W, 11-6	Bummer-Garrett-None	38,647	52-68	4th	-17.0		
5/4	vs. LAD	H-N	W, 4-3		Elder-May-Iglesias	39,649	15-18	T-3rd	-6.0	8/14	at NYM	R-N	W, 4-3	Elder-Helsley-Iglesias	41,782	53-68	4th	-16.0		
5/5	vs. CIN	H-N	W, 4-0		Smith-Shawver-Springer-None	30,175	16-18	3rd	-6.0	8/15	at CLE	R-N	W, 2-0	Waldrep-Cantillo-Iglesias	33,571	54-68	4th	-16.0		
5/6	vs. CIN	H-N	W, 2-1 (10)		Iglesias-Richardson-None	32,835	17-18	3rd	-5.0	8/16	at CLE	R-N	W, 10-1	Wentz-Cecconi-Stratton	34,059	55-68	4th	-15.0		
5/7	vs. CIN	H-N	L, 4-3		Suter-Holmes-Pagán	32,761	17-19	3rd	-6.0	8/17	at CLE	R-D	W, 5-4	Bummer-Enright-Iglesias	28,899	56-68	4th	-15.0		
5/8	vs. CIN	H-N	W, 5-4 (11)		Blewett-Rogers-None	33,794	18-19	3rd	-5.5	8/18	vs. CWS	R-N	L, 13-9*	Gómez-Strider-None	27,868	56-69	4th	-16.0		
5/9	at PIT	R-N	L, 3-2		Falter-Elder-Santana	19,357	18-20	3rd	-6.5	8/19	vs. CWS	R-N	W, 11-10	Lee-Wilson-Iglesias	29,134	57-69	4th	-16.0		
5/10	at PIT	R-D	W, 3-2 (11)		Blewett-Shugart-None	27,767	19-20	3rd	-5.5	8/20	vs. CWS	R-N	W, 1-0	Waldrep-Pérez-Iglesias	30,054	58-69	4th	-16.0		
5/11	at PIT	R-D	L, 4-3		Santana-Iglesias-None	17,845	19-21	3rd	-6.5	8/21	OPEN DATE							4th	-16.0	
5/12	vs. WSH	H-N	W, 4-3		Iglesias-Rutledge-None	32,696	20-21	3rd	-6.5	8/22	vs. NYMH-N	L, 12-7		McLean-Wentz-None	40,076	58-70	4th	-16.0		
5/13	vs. WSH	H-N	W, 5-2		Schwellenbach-Lord-Johnson	32,725	21-21	3rd	-6.5	8/23	vs. NYMH-N	L, 9-2		Holmes-Quantrill-None	39,738	58-71	4th	-17.0		
5/14	vs. WSH	H-N	L, 5-4		Ferrer-De Los Santos-Finnegan	37,134	21-22	3rd	-6.5	8/24	vs. NYMH-D	W, 4-3		Kinley-Soto-Iglesias	34,933	59-71	4th	-17.0		
5/15	vs. WSH	H-D	W, 5-2		Smith-Shawver-Williams-Iglesias	34,074	22-22	3rd	-6.0	8/25	at MIA	R-N	L, 2-1	Cabrera-Strider-Faucher	8,111	59-72	4th	-17.0		
5/16	at BOS	R-N	W, 4-2		Sale-Crochet-Iglesias	34,648	23-22	3rd	-5.0	8/26	at MIA	R-N	W, 11-2	Kinley-Zuber-None	8,576	60-72	4th	-16.0		
5/17	at BOS	R-N	L, 7-6		Chapman-Johnson-None	34,594	23-23	3rd	-6.0	8/27	at MIA	R-D	W, 12-1	Wentz-Gusto-None	12,453	61-72	4th	-15.0		
5/18	at BOS	R-D	W, 10-4		Schwellenbach-Bello-None	35,012	24-23	3rd	-5.0	8/28	at PHI	R-N	L, 19-4	Nola-Quantrill-None	41,293	61-73	4th	-16.0		
5/19	OPEN DATE									8/29	at PHI	R-N	L, 2-1	Kerkering-Lee-Duran	40,322	61-74	4th	-17.0		
5/20	at WSH	R-N	L, 5-3		Parker-Strider-Finnegan	26,517	24-24	3rd	-6.0	8/30	at PHI	R-N	L, 3-2 (10)	Strahm-Stratton-None	43,462	61-75	4th	-18.0		
5/21	at WSH	R-N	PPD**		Rescheduled for September 16			3rd	-6.5	8/31	at PHI	R-D	W, 3-1	Kinley-Alvarado-Iglesias	43,770	62-75	4th	-17.0		
5/22	at WSH	R-N	L, 8-7 (10)		Rutledge-Lee-None	16,907	24-25	3rd	-7.5	AUGUST TOTALS									461,136 (32,938 average in 14 dates)	16-13
5/23	vs. SD	H-N	L, 2-1		Adam-Iglesia-Suárez	40,327	24-26	3rd	-8.5	9/1	at CHC	R-D	L, 7-6 (10)	Kittredge-Brebbia-None	39,673	62-76	4th	-18.0		
5/24	vs. SD	H-D	W, 7-1		Holmes-Reynolds-None	41,338	25-26	3rd	-8.5	9/2	at CHC	R-D	L, 4-3	Imanaga-Wentz-Palencia	32,618	62-77	4th	-18.5		
5/25	vs. SD	H-D	L, 5-3		Estrada-Schwellenbach-Suárez	41,251	25-27	3rd	-8.5	9/3	at CHC	R-N	W, 5-1	Elder-Brown-None	31,933	63-77	4th	-17.5		
5/26	OPEN DATE									9/4										

		Braves vs. Opponent															
Braves 2025 Batting vs. Washington																	
Player	G	AB	R	H	2B	3B	HR	RBI	BB	SB	SO	AVG	OBP	SLG			
Jake Fraley	5	12	3	6	1	0	1	3	3	0	2	.500	.600	.833			
Drake Baldwin	4	14	3	7	1	0	1	3	0	0	0	.500	.500	.786			
Marcell Ozuna	6	22	4	8	1	0	2	7	3	0	4	.364	.423	.682			
Michael Harris II	6	22	1	6	1	1	0	4	1	1	2	.273	.304	.409			
Ozzie Albies	6	23	3	6	1	0	0	1	1	0	4	.261	.320	.304			
Matt Olson	6	25	4	6	1	0	2	3	0	0	9	.240	.240	.520			
Eli White	6	22	4	4	1	0	0	3	1	1	8	.182	.250	.227			
Nick Allen	6	17	2	3	0	0	0	1	3	0	5	.176	.300	.176			
Braves 2025 Pitching vs. Washington																	
Player	W	L	Sv	BS	G	GS	QS	IP	H	R	ER	HR	BB	SO	ERA	FIP	WHIP
Tyler Kinley	0	0	1	0	4	0	0	4.0	2	0	0	0	1	7	0.00	0.42	0.75
Pierce Johnson	0	0	1	0	3	0	0	3.0	3	0	0	0	1	2	0.00	3.83	1.33
Bryce Elder	0	0	0	0	1	1	1	6.0	5	1	1	0	1	3	1.50	3.17	1.00
Raisel Iglesias	1	0	1	1	3	0	0	3.0	4	2	1	0	1	1	3.00	3.50	1.67
Dylan Lee	0	1	0	0	5	0	0	4.0	6	3	2	1	1	3	4.50	5.67	1.75
Spencer Strider	0	1	0	0	1	1	0	4.1	6	4	4	1	1	3	8.31	6.86	1.62
Braves Career Batting vs. Washington																	
Player	G	AB	R	H	2B	3B	HR	RBI	BB	SB	SO	AVG	OBP	SLG			
Drake Baldwin	4	14	3	7	1	0	1	3	0	0	0	.500	.500	.786			
Jake Fraley	17	43	9	19	4	0	1	6	8	5	6	.442	.529	.605			
Vidal Bruján	7	18	4	7	0	2	0	1	1	0	5	.389	.421	.611			
Ozzie Albies	97	375	70	113	28	3	13	49	35	12	72	.301	.362	.496			
Michael Harris II	47	178	24	53	9	2	7	27	10	9	31	.298	.344	.489			
Marcell Ozuna	142	551	76	159	27	6	29	97	41	0	119	.289	.338	.517			
Matt Olson	52	196	35	56	12	0	12	32	22	0	54	.286	.356	.531			
Ronald Acuña Jr.	73	298	67	78	13	2	22	41	31	26	84	.262	.335	.540			
Ha-Seong Kim	25	80	11	20	5	0	3	14	9	2	13	.250	.333	.425			
Luke Williams	20	28	7	6	0	0	1	2	1	4	10	.214	.241	.321			
Jurickson Profar	29	92	13	19	3	0	5	13	11	1	18	.207	.298	.402			
Eli White	7	23	4	4	1	0	0	3	1	1	8	.174	.240	.217			
Nick Allen	14	41	4	7	0	0	0	2	4	1	12	.171	.244	.171			
Sandy León	14	36	3	6	0	0	1	3	2	0	12	.167	.211	.250			
Braves Career Pitching vs. Washington																	
Player	W	L	Sv	BS	G	GS	QS	IP	H	R	ER	HR	BB	SO	ERA	FIP	WHIP
Bryce Elder	2	1	0	0	5	5	2	31.2	29	10	10	3	5	20	2.84	3.78	1.07
Hunter Stratton	0	0	0	0	2	0	0	3.0	4	1	1	1	0	2	3.00	6.23	1.33
Pierce Johnson	0	0	4	0	14	0	0	14.0	13	5	5	0	6	12	3.21	2.97	1.36
Chris Sale	0	2	0	0	6	4	2	23.2	21	10	9	0	8	27	3.42	2.03	1.23
Raisel Iglesias	2	1	7	1	23	1	0	29.2	32	13	12	5	4	32	3.64	3.91	1.21
Dylan Lee	1	1	0	1	15	0	0	16.2	16	8	7	4	2	17	3.78	4.58	1.08
Tyler Kinley	0	0	1	0	21	0	0	18.2	19	8	8	1	7	22	3.86	2.96	1.39
Dane Dunning	0	1	0	0	2	2	1	11.2	14	5	5	1	3	8	3.86	4.21	1.46
Connor Seabold	0	0	0	0	1	0	0	2.1	2	1	1	0	0	3	3.86	0.68	0.86
Spencer Strider	4	2	0	0	7	6	1	34.0	30	19	19	4	15	41	5.03	3.81	1.32
Sandy León	0	0	0	0	1	0	0	1.2	1	1	1	1	0	0	5.40	10.97	0.60
Dylan Dodd	0	0	0	0	1	1	0	6.0	9	5	5	0	1	1	7.50	3.42	1.67
Alexis Díaz	0	2	3	1	6	0	0	6.1	9	10	8	2	4	9	11.37	7.29	2.05
Joey Wentz	0	1	0	0	3	1	0	4.0	11	7	7	2	4	3	15.75	11.97	3.75
Hurston Waldrep	0	1	0	0	1	1	0	3.2	4	7	7	1	4	1	17.18	9.44	2.18
Braves Career Batting at Nationals Park																	
Player	G	AB	R	H	2B	3B	HR	RBI	BB	SB	SO	AVG	OBP	SLG			
Jake Fraley	12	31	5	12	3	0	0	5	6	4	6	.387	.486	.484			
Matt Olson	25	104	20	36	6	0	9	23	10	0	30	.346	.400	.663			
Ozzie Albies	47	186	36	59	15	1	8	25	15	7	30	.317	.366	.538			
Michael Harris II	25	100	17	30	7	1	5	17	5	5	19	.300	.340	.540			
Ha-Seong Kim	11	36	5	10	4	0	1	7	2	1	7	.278	.316	.472			
Marcell Ozuna	70	281	36	77	15	1	14	44	21	0	65	.274	.325	.484			
Luke Williams	10	18	5	4	0	0	1	1	1	2	5	.222	.263	.389			
Ronald Acuña Jr.	40	173	32	36	6	1	12	19	12	14	50	.208	.267	.462			
Jurickson Profar	14	48	8	9	2	0	3	4	6	1	9	.188	.278	.417			
Nick Allen	8	22	1	4	0	0	0	1	2	1	6	.182	.250	.182			
Eli White	3	9	1	1	1	0	0	1	0	0	3	.111	.111	.222			
Sandy León	8	21	1	2	0	0	0	0	2	0	9	.095	.174	.095			
Chris Sale	1	1	0	0	0	0	0	0	0	0	1	.000	.000	.000			
Vidal Bruján	3	4	0	0	0	0	0	0	1	0	4	.000	.200	.000			
Drake Baldwin	1	5	0	0	0	0	0	0	0	0	0	.000	.000	.000			
Braves Career Pitching at Nationals Park																	
Player	W	L	Sv	BS	G	GS	QS	IP	H	R	ER	HR	BB	SO	ERA	FIP	WHIP
Pierce Johnson	0	0	0	0	4	0	0	3.2	4	0	0	0	1	3	0.00	3.18	1.36
Alexis Díaz	0	0	3	0	3	0	0	3.1	2	1	0	0	1	3	0.00	3.20	0.90
Bryce Elder	1	0	0	0	1	1	1	9.0	6	0	0	0	1	6	0.00	2.11	0.78
Hunter Stratton	0	0	0	0	1	0	0	1.0	1	0	0	0	0	1	0.00	1.17	1.00
Raisel Iglesias	0	1	2	0	10	0	0	11.2	12	5	5	3	1	8	3.86	5.41	1.11
Chris Sale	0	2	0	0	3	3	1	13.2	11	7	6	0	7	20	3.95	2.02	1.32
Tyler Kinley	0	0	0	0	10	0	0	10.1	11	5	5	0	4	10	4.35	2.40	1.45
Dylan Lee	1	1	0	0	8	0	0	10.1	9	6	5	2	2	12	4.35	3.91	1.06
Spencer Strider	3	2	0	0	5	5	1	25.2	21	15	15	4	9	31	5.26	4.08	1.17
Sandy León	0	0	0	0	1	0	0	1.2	1	1	1	1	0	0	5.40	10.97	0.60
Dane Dunning	0	1	0	0	1	1	0	5.2	7	4	4	1	2	4	6.35	5.73	1.59
Hurston Waldrep	0	1	0	0	1	1	0	3.2	4	7	7	1	4	1	17.18	9.44	2.18
Joey Wentz	0	1	0	0	1	1	0	2.0	10	6	6	2	0	1	27.00	15.25	5.00

# Braves Batters vs. Washington

VS. BRAD LORD

Career	BA	SLG	OBP	AB	H	DO	TR	HR	BB	SO
Ozzie Albies	.667	.667	.667	3	2	0	0	0	0	1
Marcell Ozuna	.500	.500	.333	2	1	0	0	0	0	0
Eli White	.500	.500	.667	2	1	0	0	0	1	1
Drake Baldwin	.500	.500	.500	2	1	0	0	0	0	0
Austin Riley	.333	.333	.333	3	1	0	0	0	0	1
Matt Olson	.000	.000	.000	3	0	0	0	0	0	2
Nick Allen	.000	.000	.000	2	0	0	0	0	0	2
Michael Harris II	.000	.000	.000	2	0	0	0	0	0	1
Jake Fraley	.000	.000	.000	1	0	0	0	0	0	0

VS. CADE CAVALLI

Career	BA	SLG	OBP	AB	H	DO	TR	HR	BB	SO
Jake Fraley	.000	.000	.000	3	0	0	0	0	0	1

VS. COLE HENRY

Career	BA	SLG	OBP	AB	H	DO	TR	HR	BB	SO
Eli White	.000	.000	.000	3	0	0	0	0	0	1
Austin Riley	.000	.000	.000	2	0	0	0	0	0	2
Marcell Ozuna	.000	---	1.000	0	0	0	0	0	1	0
Matt Olson	.000	.000	.000	1	0	0	0	0	0	1
Ozzie Albies	.000	.000	.000	1	0	0	0	0	0	0
Jake Fraley	.000	---	1.000	0	0	0	0	0	1	0
Sean Murphy	.000	.000	.000	1	0	0	0	0	0	0
Nick Allen	.000	.000	.000	1	0	0	0	0	0	0
Michael Harris II	.000	.000	.000	1	0	0	0	0	0	0

VS. JACKSON RUTLEDGE

Career	BA	SLG	OBP	AB	H	DO	TR	HR	BB	SO
Jake Fraley	1.000	1.000	1.000	2	2	0	0	0	1	0
Marcell Ozuna	.667	2.000	.750	3	2	1	0	1	0	0
Austin Riley	.667	1.000	.667	3	2	1	0	0	0	0
Ozzie Albies	.600	.600	.750	5	3	0	0	0	3	0
Eli White	.500	.500	.500	2	1	0	0	0	0	0
Matt Olson	.333	.333	.500	3	1	0	0	0	1	0
Ronald Acuna Jr.	.250	.250	.250	4	1	0	0	0	0	2
Michael Harris II	.000	.000	.000	7	0	0	0	0	0	0
Sean Murphy	.000	.000	.000	4	0	0	0	0	0	2
Nick Allen	.000	.000	.000	1	0	0	0	0	0	0
Drake Baldwin	.000	.000	.000	1	0	0	0	0	0	0

VS. JAKE IRVIN

Career	BA	SLG	OBP	AB	H	DO	TR	HR	BB	SO
Jake Fraley	.600	.800	.600	10	6	2	0	0	0	1
Ronald Acuna Jr.	.500	1.500	.500	2	1	0	1	0	0	0
Vidal Brujan	.500	.500	.500	2	1	0	0	0	0	0
Michael Harris II	.333	.467	.412	15	5	2	0	0	2	3
Austin Riley	.333	.333	.455	9	3	0	0	0	2	3
Marcell Ozuna	.286	.571	.375	14	4	1	0	1	2	3
Ozzie Albies	.222	.333	.300	9	2	1	0	0	1	0
Matt Olson	.154	.154	.214	13	2	0	0	0	1	4
Sean Murphy	.111	.111	.111	9	1	0	0	0	0	1
Nick Allen	.000	.000	.000	8	0	0	0	0	0	2
Eli White	.000	.000	.000	3	0	0	0	0	0	1

VS. JOSE A. FERRER

Career	BA	SLG	OBP	AB	H	DO	TR	HR	BB	SO
Ha-seong Kim	1.000	2.000	1.000	1	1	1	0	0	0	0
Austin Riley	.500	.500	.667	2	1	0	0	0	1	1
Michael Harris II	.375	.375	.375	8	3	0	0	0	0	2
Marcell Ozuna	.333	.333	.333	3	1	0	0	0	0	1
Matt Olson	.167	.167	.167	6	1	0	0	0	0	2
Ozzie Albies	.000	.000	.000	2	0	0	0	0	0	0
Nick Allen	.000	.000	.000	2	0	0	0	0	0	0
Jake Fraley	.000	---	1.000	0	0	0	0	0	1	0
Sean Murphy	.000	---	1.000	0	0	0	0	0	0	0
Drake Baldwin	.000	.000	.000	1	0	0	0	0	0	0

VS. KONNOR PILKINGTON

Career	BA	SLG	OBP	AB	H	DO	TR	HR	BB	SO
Sean Murphy	.000	.000	.333	2	0	0	0	0	0	0
Jurickson Profar	.000	---	1.000	0	0	0	0	0	1	0
Jake Fraley	.000	.000	.000	1	0	0	0	0	0	0

VS. MACKENZIE GORE

Career	BA	SLG	OBP	AB	H	DO	TR	HR	BB	SO
Ronald Acuna Jr.	.400	1.200	.500	5	2	1	0	1	1	1
Ozzie Albies	.385	.769	.385	13	5	2	0	1	0	3
Marcell Ozuna	.375	.563	.412	16	6	0	0	1	1	4
Austin Riley	.333	.417	.308	12	4	1	0	0	0	5
Matt Olson	.294	.471	.429	17	5	3	0	0	4	5
Michael Harris II	.250	.750	.357	12	3	0	0	2	1	1
Sean Murphy	.000	.000	.250	6	0	0	0	0	1	3
Ha-seong Kim	.000	.000	.250	6	0	0	0	0	2	2
Jurickson Profar	.000	.000	.167	5	0	0	0	0	0	2
Nick Allen	.000	.000	.000	2	0	0	0	0	0	2

VS. MASON THOMPSON

Career	BA	SLG	OBP	AB	H	DO	TR	HR	BB	SO
Ronald Acuna Jr.	1.000	4.000	1.000	1	1	0	0	1	0	0
Matt Olson	.500	.500	.667	2	1	0	0	0	1	0
Ozzie Albies	.500	.500	.667	2	1	0	0	0	1	0
Marcell Ozuna	.333	.333	.333	3	1	0	0	0	0	0
Austin Riley	.000	.000	.000	5	0	0	0	0	0	1
Sean Murphy	.000	.000	.000	2	0	0	0	0	0	1
Michael Harris II	.000	.000	.000	2	0	0	0	0	0	1
Jurickson Profar	.000	.000	.000	1	0	0	0	0	0	1
Ha-seong Kim	.000	.000	.000	1	0	0	0	0	0	0

VS. MITCHELL PARKER

Career	BA	SLG	OBP	AB	H	DO	TR	HR	BB	SO
Jurickson Profar	.500	2.000	.500	2	1	0	0	1	0	1
Vidal Brujan	.500	.500	.500	2	1	0	0	0	0	0
Michael Harris II	.333	.667	.333	9	3	1	1	0	0	0
Nick Allen	.333	.333	.500	3	1	0	0	0	1	1
Marcell Ozuna	.273	.273	.273	11	3	0	0	0	0	3
Matt Olson	.273	.636	.273	11	3	1	0	1	0	3
Ozzie Albies	.200	.300	.200	10	2	1	0	0	0	3
Eli White	.200	.400	.200	5	1	1	0	0	0	3
Austin Riley	.091	.091	.167	11	1	0	0	0	1	2
Sean Murphy	.000	.000	.000	10	0	0	0	0	0	1
Ha-seong Kim	.000	---	1.000	0	0	0	0	0	2	0

Alphabetized by pitcher first name

Stats include all regular season at-bats between the players. Does not include postseason play.



Braves Pitchers vs. Washington

VS. ALEXIS DIAZ

Career	BA	SLG	OBP	AB	H	DO	TR	HR	BB	SO
Keibert Ruiz	.000	.000	.250	3	0	0	0	0	0	0
CJ Abrams	.000	.000	.250	3	0	0	0	0	1	2
Jorge Alfaro	.000	.000	.000	2	0	0	0	0	0	2
Paul DeJong	.000	.000	.000	2	0	0	0	0	0	1
Josh Bell	.000	.000	.000	1	0	0	0	0	0	1
Luis Garcia Jr.	.000	.000	.000	1	0	0	0	0	0	0

VS. BRYCE ELDER

Career	BA	SLG	OBP	AB	H	DO	TR	HR	BB	SO
Luis Garcia Jr.	.625	1.000	.667	8	5	3	0	0	1	1
Dylan Crews	.500	.500	.500	2	1	0	0	0	0	0
CJ Abrams	.417	.417	.462	12	5	0	0	0	1	0
Keibert Ruiz	.400	.400	.400	5	2	0	0	0	0	0
James Wood	.333	.333	.333	3	1	0	0	0	0	1
Josh Bell	.167	.417	.231	12	2	0	0	1	0	2
Riley Adams	.000	.000	.000	5	0	0	0	0	0	2
Jorge Alfaro	.000	.000	.000	2	0	0	0	0	0	1

VS. CHRIS SALE

Career	BA	SLG	OBP	AB	H	DO	TR	HR	BB	SO
Riley Adams	.500	1.000	.500	2	1	1	0	0	0	0
Jacob Young	.333	.500	.333	6	2	1	0	0	0	2
Andres Chaparro	.333	.667	.333	3	1	1	0	0	0	0
CJ Abrams	.333	.667	.333	3	1	1	0	0	0	1
James Wood	.333	.333	.333	3	1	0	0	0	0	0
Josh Bell	.300	.700	.364	10	3	1	0	1	1	1
Keibert Ruiz	.286	.571	.375	7	2	2	0	0	0	2
Paul DeJong	.000	.000	.000	6	0	0	0	0	0	4
Drew Millas	.000	.000	.000	3	0	0	0	0	0	2
Nasim Nunez	.000	.000	.333	2	0	0	0	0	1	1

VS. CONNOR SEABOLD

Career	BA	SLG	OBP	AB	H	DO	TR	HR	BB	SO
Riley Adams	.000	.000	.000	1	0	0	0	0	0	0
CJ Abrams	.000	.000	.000	1	0	0	0	0	0	0

VS. DANE DUNNING

Career	BA	SLG	OBP	AB	H	DO	TR	HR	BB	SO
Keibert Ruiz	.600	.800	.667	5	3	1	0	0	1	0
Josh Bell	.600	1.200	.600	5	3	1	1	0	0	1
Luis Garcia Jr.	.400	.600	.400	5	2	1	0	0	0	1
CJ Abrams	.333	.333	.333	3	1	0	0	0	0	0
Paul DeJong	.000	.000	.000	3	0	0	0	0	0	0

VS. DYLAN DODD

Career	BA	SLG	OBP	AB	H	DO	TR	HR	BB	SO
Keibert Ruiz	.667	1.000	.667	3	2	1	0	0	0	0
CJ Abrams	.250	.250	.250	4	1	0	0	0	0	0
Drew Millas	.000	.000	.333	2	0	0	0	0	1	0
Jacob Young	.000	.000	.000	3	0	0	0	0	0	0

VS. DYLAN LEE

Career	BA	SLG	OBP	AB	H	DO	TR	HR	BB	SO
Keibert Ruiz	.286	.429	.286	7	2	1	0	0	0	1
CJ Abrams	.286	.714	.286	7	2	0	0	1	0	2
Josh Bell	.250	.250	.250	4	1	0	0	0	0	2
Luis Garcia Jr.	.000	.000	.000	5	0	0	0	0	0	2
James Wood	.000	.000	.250	3	0	0	0	0	1	0
Jacob Young	.000	.000	.000	3	0	0	0	0	0	0
Paul DeJong	.000	.000	.500	1	0	0	0	0	1	1
Nasim Nunez	.000	.000	.000	1	0	0	0	0	0	0
Dylan Crews	.000	.000	.000	1	0	0	0	0	0	1

VS. HUNTER STRATTON

Career	BA	SLG	OBP	AB	H	DO	TR	HR	BB	SO
Keibert Ruiz	1.000	1.000	1.000	1	1	0	0	0	0	0
CJ Abrams	.500	.500	.500	2	1	0	0	0	0	0
Josh Bell	.333	.333	.500	3	1	0	0	0	0	0
Luis Garcia Jr.	.000	.000	.000	1	0	0	0	0	0	1

VS. HURSTON WALDREP

Career	BA	SLG	OBP	AB	H	DO	TR	HR	BB	SO
Keibert Ruiz	.500	2.000	.500	2	1	0	0	1	0	0
Luis Garcia Jr.	.500	.500	.500	2	1	0	0	0	0	0
CJ Abrams	.000	.000	.000	2	0	0	0	0	0	0
Jacob Young	.000	.000	.500	1	0	0	0	0	1	0

VS. JOEY WENTZ

Career	BA	SLG	OBP	AB	H	DO	TR	HR	BB	SO
Riley Adams	1.000	4.000	1.000	1	1	0	0	1	0	0
Nasim Nunez	1.000	1.000	1.000	1	1	0	0	0	0	0
Josh Bell	.000	.000	.333	2	0	0	0	0	1	0
Keibert Ruiz	.000	---	1.000	0	0	0	0	0	1	0
Luis Garcia Jr.	.000	.000	.000	1	0	0	0	0	0	0
Andres Chaparro	.000	---	1.000	0	0	0	0	0	0	0
CJ Abrams	.000	.000	.000	1	0	0	0	0	0	0
James Wood	.000	.000	.000	1	0	0	0	0	0	1
Dylan Crews	.000	---	1.000	0	0	0	0	0	1	0

VS. PIERCE JOHNSON

Career	BA	SLG	OBP	AB	H	DO	TR	HR	BB	SO
Robert Hassell III	1.000	1.000	1.000	1	1	0	0	0	0	0
Paul DeJong	.500	.500	.500	2	1	0	0	0	0	0
Josh Bell	.286	.286	.375	7	2	0	0	0	1	0
Keibert Ruiz	.200	.200	.200	5	1	0	0	0	0	1
CJ Abrams	.167	.333	.167	6	1	1	0	0	0	2
Jacob Young	.000	.000	.000	4	0	0	0	0	0	1
Luis Garcia Jr.	.000	.000	.000	3	0	0	0	0	0	2
Dylan Crews	.000	.000	.000	1	0	0	0	0	0	1

VS. RAISEL IGLESIAS

Career	BA	SLG	OBP	AB	H	DO	TR	HR	BB	SO
Dylan Crews	1.000	1.000	1.000	1	1	0	0	0	0	0
Jorge Alfaro	.500	2.000	.500	2	1	0	0	1	0	1
Keibert Ruiz	.429	.429	.429	7	3	0	0	0	0	2
Josh Bell	.333	.333	.333	15	5	0	0	0	0	1
Luis Garcia Jr.	.333	.333	.333	6	2	0	0	0	0	2
CJ Abrams	.200	.400	.200	5	1	1	0	0	0	0
Paul DeJong	.000	.000	.231	10	0	0	0	0	3	6
Jacob Young	.000	.000	.500	1	0	0	0	0	0	1
Riley Adams	.000	.000	.000	1	0	0	0	0	0	0
Andres Chaparro	.000	.000	.000	1	0	0	0	0	0	0
Robert Hassell III	.000	.000	.000	1	0	0	0	0	0	0

VS. SPENCER STRIDER

Career	BA	SLG	OBP	AB	H	DO	TR	HR	BB	SO
James Wood	1.000	1.000	1.000	2	2	0	0	0	0	0
Dylan Crews	1.000	4.000	1.000	1	1	0	0	1	1	0
Luis Garcia Jr.	.400	.867	.400	15	6	1	0	2	0	3
Jacob Young	.333	.333	.500	3	1	0	0	0	1	1
Keibert Ruiz	.294	.471	.294	17	5	3	0	0	0	4
CJ Abrams	.273	.364	.385	11	3	1	0	0	1	1
Josh Bell	.000	.000	.375	5	0	0	0	0	2	4
Paul DeJong	.000	.000	.000	3	0	0	0	0	0	2

VS. TYLER KINLEY

Career	BA	SLG	OBP	AB	H	DO	TR	HR	BB	SO
Dylan Crews	1.000	1.000	1.000	1	1	0	0	0	0	0
Jacob Young	.333	.333	.333	3	1	0	0	0	0	0
Keibert Ruiz	.250	.500	.250	4	1	1	0	0	0	1
Josh Bell	.200	.200	.200	5	1	0	0	0	0	3
Paul DeJong	.000	.000	.500	1	0	0	0	0	1	1
Luis Garcia Jr.	.000	.000	.000	2	0	0	0	0	0	0
Nasim Nunez	.000	.000	.000	2	0	0	0	0	0	2
CJ Abrams	.000	.000	.500	1	0	0	0	0	1	1
Riley Adams	.000	.000	.000	1	0	0	0	0	0	0
Andres Chaparro	.000	.000	.000	1	0	0	0	0	0	0
James Wood	.000	.000	.000	1	0	0	0	0	0	1
Brady House	.000	.000	.000	1	0	0	0	0	0	0