

# GAME NOTES



World Champions 1983, 1970, 1966 | AL Champions 1979, 1971, 1969 | AL East Champions 2023, 2014, 1997, 1974, 1973 | AL Wild Card 2024, 2016, 2012, 1996

## BALTIMORE ORIOLES (32-37) vs. SEATTLE MARINERS (36-33)

RHP Kyle Bradish (3-7, 3.89) vs. RHP Bryan Woo (5-4, 3.74)

June 11, 2026 • 7:05 p.m. ET • Oriole Park at Camden Yards • Baltimore, MD

TV: ESPN • Radio: 98 Rock 97.9 FM/HD2 & WBAL NewsRadio 1090 AM/101.5 FM

Game No. 70

Home Game No. 38

O's AT A GLANCE	
Overall	32-37
Home	20-17
Road	12-20
Day	16-16
Night	16-21
Current Streak	W1
Last 5 Games	1-4
Last 10 Games	5-5
March	2-3
April	13-13
May	13-16
June	4-5
July	-
August	-
September	-
vs. LHSP	7-14
vs. RHSP	25-23
Series Opener	12-10
Series Opener at Home	7-5
Series Opener on Road	5-5
By Series	10-10-1
By Home Series	6-4-1
By Road Series	4-6-0
Rubber Games	5-3
Sweeps/Were Swept	2-3
Scored First	18-13
Opponent Scored First	14-24
1-run games	5-10
Comeback Wins	17-14
Last AB Wins	5-6
Walkoff Wins	3-3
Extra Innings	2-2
Led After 6	23-3
Led After 7	27-3
Led After 8	27-0
Tied After 6	2-3
Tied After 7	0-2
Tied After 8	2-4
Behind After 6	7-31
Behind After 7	5-32
Behind After 8	3-33
vs. AL Teams	26-28
vs. AL East	11-15
vs. AL Central	10-6
vs. AL West	5-7
vs. NL Teams	6-9
vs. NL East	3-3
vs. NL Central	0-3
vs. NL West	3-3
Hit 0 HR	6-15
Hit 1+ HR	26-22
Hit 2+ HR	13-10
Scored 3 or Fewer Runs	4-25
Scored 4 or More Runs	28-12
Allowed 3 or Fewer Runs	21-3
Allowed 4 or More Runs	11-34
More Hits than Opponent	18-6
Fewer Hits than Opponent	9-29
Committed No Errors	16-21
Committed 1 or More Errors	16-16
Starter Goes at least 5 inn	27-18
Starter Goes at least 6 inn	15-9
Starter Goes at least 7 inn	5-2

**BIRDLAND BITES:** Baltimore continues a stretch of 13 games in 13 days with the final of four games against the Mariners tonight at Oriole Park...The Birds and M's are in the midst of meeting seven times in an 11-game stretch with the O's traveling to Seattle for a three-game series from June 16-18...After falling a season-high eight games under .500 on May 21, the Orioles have gone 11-8 (.579) since.

👉 Last night, **Jackson Holliday** recorded his third career grand slam (last: 4/16/25 vs. CLE) and the fifth by an Oriole this season...The Birds' five grand slams are tied with the Angels for second most in the majors behind the Giants (7).

👉 **Brandon Young** earned the victory after throwing a season-high 7.0 scoreless innings, scattering two hits and two walks with five strikeouts...Became the second Oriole this season to throw 7.0 scoreless innings, joining **Trevor Rogers** on March 26 vs. Minnesota (W, 7.0 IP, 3 H, 0 R, 4 BB, 5 K)...Baltimore is 9-1 (.900) in games started by Young this season, tied for the highest winning percentage in the majors (min. 5 GS) along with HOU's Spencer Arrighetti (also 9-1, .900).

👉 Baltimore went 4-for-13 with runners in scoring position and owns a .182 (6-for-33) RISP average through three games against Seattle this series.

**SUCCESS AGAINST SEATTLE:** Since the beginning of the 2023 season, the Orioles are 14-7 (.667) against the Mariners...The winning percentage is the second-highest mark by any club against Seattle during that period (min. 10 G) behind the Yankees (15-7, .682).

**BIRTHDAY BOY:** **Blaze Alexander** celebrates his 27<sup>th</sup> birthday today...He has played once in the majors on his birthday, going 0-for-2 with a hit-by-pitch on June 11, 2024 vs. Los Angeles-AL as a member of Arizona.

👉 He is slashing .366/.411/.549 (30-for-82) with seven doubles, one triple, two home runs, 10 runs, 18 RBI, five walks (1 IBB), four stolen bases, and two hit-by-pitches in 33 games since May 1 after slashing .137/.228/.176 (7-for-51) in April.

👉 His batting average since May 1 is third highest in the majors (min. 75 AB) behind MIL's Andrew Vaughn (.375) and SF's Jung Hoo Lee (.374).

👉 Over his last 13 games (10 starts) at Camden Yards since May 13, he is batting .447/.500/.632 (17-for-38) with four doubles, one homer, seven runs, and 12 RBI.

**HOME COOKING:** Over his last three home starts since May 13, **Kyle Bradish** is 2-0 with a 0.47 ERA (1 ER/19.0 IP), .154 (10-for-65) opponent average, and 0.95 WHIP...Overall, he owns a 2.38 ERA (11 ER/41.2 IP) in seven starts at Camden Yards this season compared to a 6.18 ERA (19 ER/27.2 IP) across six road starts.

👉 Bradish's seven losses are tied for third most in the majors...However, among the 11 pitchers in MLB with 7+ losses, his 3.89 ERA is the lowest of the group, ahead of CLE's Tanner Bibee (1-7, 4.09) and TEX's Nathan Eovaldi (5-7, 4.26).

**HOMER HAPPY:** The Birds have hit 36 home runs since May 16, tied for third in MLB behind the Giants (38) and Athletics (37).

👉 During this period, 12 of the 36 long balls (33.3%) have been hit off four-seam fastballs, while six (16.7%) have been hit off sinkers...Four have been hit off sliders, while recording three of each of the following: changeups, curveballs, and split-fingers.

**PITCHING PROWESS:** Oriole starters have posted a 3.00 ERA (39 ER/117.0 IP) in 21 games since May 19, the fourth-lowest mark in the majors behind the Dodgers (2.38), Mariners (2.68), and Nationals (2.98)...The club's rotation has surrendered two runs or fewer in 13 of those games...Prior to that stretch, Baltimore starters owned a 5.24 ERA, the second-highest clip in the majors ahead of the Rockies (5.62).

**CAN'T WARD HIM OFF:** **Taylor Ward** ranks among MLB leaders in walks (3<sup>rd</sup>, 60), times on base (4<sup>th</sup>, 127), and on-base percentage (5<sup>th</sup>, .406).

👉 His 15 multi-walk games are second most in the majors behind LAA's Mike Trout (18)... Last season, **Jackson Holliday** led the Orioles with nine multi-walk efforts.

👉 Over his last eight games since June 3, is slashing .387/.500/.516 (12-for-31) with one double, one home run, and six walks against six strikeouts.

👉 Ward has seen 1,344 total pitches this season, second most in the majors behind WSH's James Wood (1,369).

👉 He has seen 459 of those pitches in a 3-2 count, second in MLB behind LAA's Mike Trout (485).

**LEFTY MASHER:** **Coby Mayo** is slashing .314/.364/.745 (16-for-51) with four doubles, six home runs, and 12 RBI off left-handed pitching this season.

👉 Since May 11, he is 10-for-18 (.556) with two doubles, four home runs, and seven RBI off southpaws.

👉 Overall, his .745 slugging percentage against left-handed pitching is second highest in MLB (min. 50 PA) behind NYY's Paul Goldschmidt (.776), while his 1.109 OPS is sixth highest behind Goldschmidt (1.276), CWS' Miguel Vargas (1.177), AZ's Corbin Carroll (1.152), MIA's Otto Lopez (1.142), and ATH's Shea Langeliers (1.118).

**MOOVING ALONG:** **Colton Cowser** is slashing .300/.368/.617 (18-for-60) with one double, six home runs, 13 runs, 15 RBI, and seven walks in 23 games since May 17.

👉 Over his last 23 games, he is hitting .333 (12-for-36) with one double, three home runs, and a 26.3 percent strikeout rate on breaking and off-speed pitches...Prior to that period, he was 4-for-48 (.083) with zero extra-base hits and a 47.1 percent strikeout rate on such offerings.

👉 His six home runs this season have traveled an average distance of 418 ft., the furthest average home run distance in MLB (min. 5 HR) ahead HOU's Cam Smith (415 ft., 7 HR).

**CAMDEN CONFINES:** The Orioles' .750 OPS at home ranks seventh in the majors, while their .691 OPS on the road ranks 18<sup>th</sup> in MLB.

👉 Birds pitching owns a 3.80 ERA at Camden Yards, compared to a 5.52 mark on the road... The home ERA ranks 14<sup>th</sup> in MLB, while the road ERA is second highest in the majors ahead of the Twins (5.63).

👉 **Adley Rutschman** has reached base safely in 10 straight home games since May 13, drawing 10 walks against four strikeouts during that period.

O's vs. MARINERS		
Current Streak	W1	
2026 Record	1-2	
at Oriole Park at Camden Yards	1-2	
at T-Mobile Park	--	
All-Time (since 1977)	245-214	
at Home	133-94	
on Road	112-120	
2026 Schedule		
Date	Score	Win/Loss/Save
6/8	L, 6-3	Hancock/Gibson/ Muñoz
6/9	L, 6-5 (11)	Ferrer/Garcia/Davila
6/10	W, 7-2	Young/Kirby
6/11		7:05 p.m. ET
6/16		9:40 p.m. ET
6/17		9:40 p.m. ET
6/18		4:10 p.m. ET
Indicates Home		

O's AT HOME	
Record	20-17
Team AVG/OBP/SLG	.251/.334/.417
Fielding Errors	20
Team ERA	3.80 ERA
Starters ERA	3.62 ERA
Bullpen ERA	4.03 ERA
Saves/Opps	8/11
Best Homestand	7-3 (.700), 5/22-31
Worst Homestand	3-3 (.500), 3x, last: 5/8-13

POLAR VORTEX	
Most RBI in AL, since May 17	
Dillon Dingler (DET)	21
Yandy Diaz (TB)	20
Ezequiel Duran (TEX)	20
Nick Kurtz (ATH)	20
Pete Alonso (BAL)	19

UPCOMING MILESTONES	
Pete Alonso	5 2B shy of 200
Gunnar Henderson	1 HR shy of 100

RECENT TRANSACTIONS	
6/8	Recalled RHP <b>Trey Gibson</b> from Triple-A Norfolk...Placed RHP <b>Chris Bassitt</b> (low back discomfort) on the 15-day Injured List, retroactive to June 5...RHP <b>Eduarniel Núñez</b> claimed off waivers by the Chicago Cubs.
6/6	Selected the contract of <b>C Sam Huff</b> from Triple-A Norfolk... Designated INF/OF <b>Weston Wilson</b> for assignment.
6/4	Acquired RHP <b>Kyle Nicolas</b> from the Cincinnati Reds in exchange for cash considerations and optioned him to Triple-A Norfolk... Designated RHP <b>Eduarniel Núñez</b> for assignment.
5/31	LHP <b>Dietrich Enns</b> cleared outright waivers and accepted an assignment to Triple-A Norfolk.

THIS DATE IN O'S HISTORY	
June 11, 2020	- The Oriole Bird, the team's official mascot since 1979, is inducted into the Mascot Hall of Fame. The Orioles were the first MLB team with a mascot - Mr. Oriole, in 1954, lasted only two seasons before the Oriole Bird was hatched on Opening Day in 1979.

**ORIOLESPRESSBOX.COM**

The 2026 Baltimore Orioles Media Guide, as well as the latest game notes, rosters, press releases, and other team information, can be found at [oriolespressbox.com](http://oriolespressbox.com).

UPCOMING SCHEDULE					
DATE	OPPONENT	TIME	ORIOLES STARTER	OPPONENT STARTER	TV
June 12	SAN DIEGO	7:05 p.m. ET	RHP Shane Baz (3-6, 4.09)	RHP Griffin Canning (0-4, 6.34)	MASN
June 13	SAN DIEGO	4:05 p.m. ET	RHP Trey Gibson (1-1, 4.24)	RHP Randy Vásquez (5-4, 3.63)	MASN
June 14	SAN DIEGO	1:35 p.m. ET	LHP Trevor Rogers (3-6, 6.15)	RHP Walker Buehler (3-3, 4.33)	MASN

Games can be streamed locally via [MASN+](http://MASN+)...All games broadcast on the Orioles Radio Network and locally on 98 Rock 97.9 FM/HD2 & WBAL NewsRadio 1090 AM/101.5 FM

**#38 KYLE BRADISH RHP**





**3-7, 3.89 ERA**


**HT: 6-3 WT: 215**  
**DOB: 09/12/96 Age: 29**


PITCH TYPE	USE	AVG. VELO	K	OPS	AVG	HR	WHIFF %
Sinker	31.0%	94.5 mph	22	.721	.258	2	10.1
Slider	27.7%	86.9 mph	22	.977	.275	5	31.6
Curveball	22.2%	84.2 mph	19	.478	.170	0	42.4
Four Seamer	19.1%	93.9 mph	5	.879	.340	1	15.0

**QUICK HITS:** Bradish is scheduled to make his 14<sup>th</sup> start of the season and 81<sup>st</sup> of his career tonight in the series finale vs. Seattle...Made six starts in his return from Tommy John surgery last season, going 1-1 with a 2.53 ERA (9 ER/32.0 IP) on 23 hits (3 HR), 10 walks, and one hit batter with 47 strikeouts...Acquired from Los Angeles-AL along with RHP Kyle Brnovich, RHP Isaac Mattson, and RHP Zach Peek in exchange for RHP Dylan Bundy on December 4, 2019.


**LAST TIME OUT:** Suffered his seventh loss of the season after allowing a season-high-tying five runs on nine hits (1 HR) and three walks over 4.0 innings pitched with three strikeouts...The 4.0 innings tied a season low (3x, last: 5/2 at NYY) along with his three strikeouts (3x, last: 5/25 vs. TB)...Snapped a season-high streak of five consecutive games with at least 5.0 innings pitched from May 8-31, over which he went 2-2 with a 1.72 ERA (6 ER/31.1 IP)...Threw 81 pitches, 51 strikes.  However, still owns a 2.80 ERA (11 ER/35.1 IP), .217 (28-for-129) opponent average, and 1.22 WHIP over his last six starts compared to a 5.03 ERA (19 ER/34.0 IP), .304 (41-for-135) opponent average, and 1.82 WHIP over his first seven outings.

**EMERALD CITY:** Bradish has made three career starts against the Mariners, going 1-0 with a 3.06 ERA (6 ER/17.2 IP)...Has allowed two runs or fewer in each of those outings, which include two quality starts...Hasn't faced Seattle since August 13, 2023 at T-Mobile Park, when he threw 6.0 innings of two-run ball on five hits and one walk.  Is 5-1 with a 1.47 ERA (12 ER/73.1 IP) over 12 career starts vs. the AL West...Since debuting in 2022, his 1.47 ERA opposite the division is the best mark in baseball (min. 10 GS), ahead of TOR's Shane Bieber (1.61) and SF's Logan Webb (1.90).


**ABOVE THE CURVE:** He deploys his curveball 22.2 percent of the time, holding opponents to a .170 (9-for-53) clip on the offering... Among all MLB starters, the .170 opponent average off the curveball is third lowest (min. 50 AB ending in pitch) behind HOU's Spencer Arrighetti (.100) and PIT's Braxton Ashcraft (.141)...Bradish's 42.4 percent whiff rate on his curve is the best mark (min. 50 AB) in the majors this season ahead of Arrighetti (42.0%).  However, used his curve only 11.1% of the time (9 pitches) in his last start on June 6, with opponents going 1-for-1 with a double off it over two plate appearances.

**SLIDE AWAY:** Opponents have gone 19-for-69 (.275) off Bradish's slider with three doubles, two triples, and five home runs...His .594 opponent slugging percentage off the offering is the highest mark in MLB (min. 60 AB ending in pitch) with the next closest pitchers being WSH's Mitchell Parker (.561) and DET's Jack Flaherty (.552).  Opponents slashed .063/.063/.156 (2-for-32) off his slider with one home run in 2025.

**AT NIGHT:** Bradish has lost a career-high-tying two consecutive night starts for the fourth time in his career (last: 7/21-26/23) despite pitching to a 3.65 ERA (5 ER/12.1 IP) with four walks to 16 strikeouts... He is 1-3 with a 2.49 ERA (14 ER/50.2 IP) over nine nighttime starts since 2024 after going 9-6 with a 3.44 ERA (41 ER/107.1 IP) in 19 such starts during the 2023 season.

**BEHIND THE EIGHT BALL:** Bradish owns a 53.0 percent first-pitch strike rate, the lowest mark in MLB among qualified pitchers behind of TEX's Jack Leiter (54.8%)...Threw 11 of 21 (52%) first pitches for strikes in his last start on June 6.  In his six starts last season, Bradish posted a 63.5 percent first-pitch strike rate.

**WALK DON'T RUN:** Bradish's 11.9 percent walk rate this season is the highest of his career (9.2%; 2024) and is the fourth-highest mark in the majors (min. 60.0 IP) behind PIT's Bubba Chandler (14.3%), CLE's Joey Cantillo (12.4%), and LAA's Jack Kochanowicz (12.2%).

**STARTING STRONG:** Bradish has allowed just one run in the first inning this season on seven hits over 13.0 innings pitched, good for a 0.69 ERA...His ERA in the opening frame is tied for the sixth-best mark (min. 10.0 IP) in baseball behind PHI's Jesus Luzardo (0.00), CLE's Parker Messick (0.00), DET's Keider Montero (0.00), LAD's Shohei Ohtani (0.00), SD's Michael King (0.64), and NYY's Cam Schlichter (0.64).  From the second inning on, Bradish's ERA rises to 4.63 (29 ER/56.1 IP)...In the second frame, he holds a 6.23 ERA (9 ER/13.0 IP) and .364/.397/.582 (20-for-55) opponent slash line.

**BRADISH'S 2026 STARTS**

DATE	OPP	DEC	SCORE	LEFT	ERA	IP	H	R	ER	HR	BB	K	P-S
3/28	vs. MIN	L	L, 4-1	1-3	3.86	4.2	2	3	2	1	3	4	83-50
4/3	at PIT	L	L, 5-4	2-4	6.23	4.0	6	4	4	0	3	6	81-51
4/8	at CWS	W	W, 5-3	4-3	5.27	5.0	6	3	2	0	3	7	96-54
4/15	vs. AZ	ND	L, 8-5	4-4	4.58	6.0	7	4	2	0	1	4	97-64
4/20	at KC/12	ND	W, 7-5	0-1, 2 on	3.96	5.1	10	1	1	1	3	7	104-63
4/26	vs. BOS	L	L, 5-3	1-3	4.20	5.0	4	3	3	1	4	3	88-52
<b>MARCH/APRIL 1-3</b>					<b>4.20</b>	<b>30.0</b>	<b>35</b>	<b>18</b>	<b>14</b>	<b>3</b>	<b>17</b>	<b>31</b>	
5/2	at NYY	L	L, 9-4	1-5	5.03	4.0	6	5	5	2	4	4	89-51
5/8	vs. ATH	L	L, 4-3	2-3	4.83	7.0	5	3	3	0	1	10	96-60
5/13	vs. NYY	W	W, 7-0	7-0	4.21	6.0	1	0	0	0	3	7	100-60
5/19	at TB	L	L, 4-1	1-2	4.13	5.1	4	2	2	1	3	6	102-60
5/25	vs. TB/13	ND	W, 9-7	0-1	3.86	6.0	5	1	1	1	2	3	92-59
5/31	vs. TOR	W	W, 9-5	9-1	3.44	7.0	4	1	0	0	3	4	94-56
<b>MAY 2-3</b>					<b>2.80</b>	<b>35.1</b>	<b>25</b>	<b>12</b>	<b>11</b>	<b>4</b>	<b>16</b>	<b>34</b>	
6/6	at TOR	L	L, 6-4	1-5	3.89	4.0	9	5	5	1	3	3	81-51
<b>JUNE 0-1</b>					<b>11.25</b>	<b>4.0</b>	<b>9</b>	<b>5</b>	<b>5</b>	<b>1</b>	<b>3</b>	<b>3</b>	
<b>TOTALS 3-7</b>					<b>3.89</b>	<b>69.1</b>	<b>69</b>	<b>35</b>	<b>30</b>	<b>8</b>	<b>36</b>	<b>68</b>	

**BRADISH vs. SEA**

PLAYER	AVG	AB	H	HR	RBI	BB
Arozarena	.222	18	4	2	5	1
Canzone	.000	3	0	0	0	0
Emerson	—	—	—	—	—	—
Garver	—	—	—	—	—	—
Mastrobuoni	—	—	—	—	—	—
Naylor	.000	3	0	0	0	0
Pereda	—	—	—	—	—	—
Raley	.444	9	4	1	1	0
Refsnyder	.000	1	0	0	1	0
Robles	—	—	—	—	—	—
Rodriguez	.250	8	2	0	2	1
Wisdom	.000	1	0	0	0	2
Young	—	—	—	—	—	—

**WOO vs. BAL**

PLAYER	AVG	AB	H	HR	RBI	BB
Alexander	—	—	—	—	—	—
Alonso	.000	3	0	0	0	0
Basallo	—	—	—	—	—	—
Cowser	—	—	—	—	—	—
Henderson	.333	3	1	1	1	0
Holliday	.000	2	0	0	0	1
Huff	—	—	—	—	—	—
Jackson	—	—	—	—	—	—
Mayo	—	—	—	—	—	—
O'Neill	—	—	—	—	—	—
Rutschman	.667	3	2	1	2	0
Taveras	.182	11	2	1	2	1
Ward	.000	13	0	0	0	0

**2026 & CAREER SPLITS**

2026						CAREER					
	W-L	ERA	G/GS	IP	ER		W-L	ERA	G/GS	IP	ER
<b>Home</b>	2-3	2.38	7/7	41.2	11	<b>Home</b>	8-13	3.28	39/39	216.2	79
<b>Road</b>	1-4	6.18	6/6	27.2	19	<b>Road</b>	14-9	3.81	41/41	210.1	89
<b>Day</b>	3-5	4.18	10/10	51.2	24	<b>Day</b>	8-9	3.10	35/35	183.0	63
<b>Night</b>	0-2	3.06	3/3	17.2	6	<b>Night</b>	14-13	3.87	45/45	244.0	105

2026						
	AVG	AB	H	HR	BB	K
<b>vs. LHB</b>	.240	167	40	4	23	45
<b>vs. RHB</b>	.299	97	29	4	13	23
<b>TOT</b>	.261	264	69	8	36	68

CAREER						
	AVG	AB	H	HR	BB	K
<b>vs. LHB</b>	.225	725	163	17	84	214
<b>vs. RHB</b>	.240	862	207	27	67	233
<b>TOT</b>	.233	1587	370	44	151	447

2026						
	AVG	AB	H	HR	BB	OPS
<b>RISP</b>	.283	60	17	2	8	.812
<b>RISP/2</b>	.185	27	5	2	6	.815

CAREER						
	AVG	AB	H	HR	BB	OPS
<b>RISP</b>	.258	325	84	10	26	.730
<b>RISP/2</b>	.193	145	28	4	15	.602

**2026 HIGHS**

- Innings:** 7.0, 2x, last: 5/31 vs. TOR
- Hits:** 10, 4/20 at KC
- Runs:** 5, 2x, last: 6/6 at TOR
- Earned Runs:** 5, 2x, last: 6/6 at TOR
- Strikeouts:** 10, 5/8 vs. ATH
- Walks:** 4, 2x, last: 5/2 at NYY
- Home Runs:** 2, 5/2 at NYY
- Winning Streak:** --
- Losing Streak:** 3, 4/26-5/8
- Shortest Start:** 4.0, 3x, last: 6/6 at TOR
- Pitches Thrown:** 104, 4/20 at KC
- Low-Hit CG:** --

**CAREER HIGHS**

- Innings:** 8.2, 9/22/22 vs. HOU
- Hits:** 11, 6/18/22 vs. TB
- Runs:** 7, 2x, last: 4/25/23 vs. BOS
- Earned Runs:** 7, 2x, last: 4/25/23 vs. BOS
- Strikeouts:** 11, 2x, last: 5/26/24 at CWS
- Walks:** 5, 3x, last: 8/6/23 vs. NYM
- Home Runs:** 2, 6x, last: 5/2/26 at NYY
- Winning Streak:** 5, 8/1-9/8/23
- Losing Streak:** 4, 5/16-8/20/22
- Shortest Start:** 1.2, 2x, last: 4/3/23 at TEX
- Pitches Thrown:** 107, 9/2/23 at ARI
- Low-Hit CG:** --

# BIRDS IN THE BULLPEN

## #45 | **KEEGAN AKIN (A-kin)** | LHP | **DOB: 04-01-95 (31y)**

**0-0 | 8.00 ERA | 1.56 WHIP**

Pitches: FB: 48.9% | 93.6 mph CH: 27.0% | 86.7 mph SL: 24.1% | 86.7 mph

Games: 18 Saves/Opp: -- HLD: 0 1<sup>st</sup> Bat/Ret.: 18/13 IR/RS: 7/2 vs. LH: .250 (9-36) vs. RH: .350 (14-40)

- Has thrown at least 1.1 inning in back-to-back appearances after having one such game this season (also 5/27)...Had 14 such appearances in 2025
- Has allowed one run over his last six appearances (7.1 IP) since 5/27 after allowing eight runs in his previous four outings (3.0 IP) from 5/16-24 (G1)
- Opponents are 9-for-23 (.391) off his changeup this year after going 7-for-68 (.103) in 2025
- Has allowed six runs twice this year (5/16 at WSH & 4/25 vs. BOS)...Is one of four relievers to surrender 6+ earned runs in two games this season, joining COL's Zach Agnos, COL's Tanner Gordon, and HOU's Ryan Weiss
- Has served as an opener twice this season (last: 5/22 vs. DET) after doing so three times over 64 games in 2025

Rec. Outings	Dec.	IP	H	R	ER	K	BB	Pit.
6/9 vs. SEA	-	1.1	0	0	0	0	0	17
6/6 @ TOR	-	2.0	2	1	1	0	0	24
6/4 @ BOS	-	1.0	1	0	0	1	0	18
5/30 vs. TOR	-	1.0	1	0	0	1	1	27
5/29 vs. TOR	-	0.2	0	0	0	0	0	11

## #78 | **YENNIER CANO (YEN-ner)** | RHP | **DOB: 03-09-94 (32y)**

**1-2 | 2.38 ERA | 0.79 WHIP**

Pitches: SNK: 46.3% | 94.6 mph SPL: 29.4% | 91.2 mph SL: 18.8% | 85.5 mph FB: 5.6% | 94.6 mph

Games: 30 Saves/Opp: 0/1 HLD: 4 1<sup>st</sup> Bat/Ret.: 30/21 IR/RS: 17/3 vs. LH: .241 (7-29) vs. RH: .137 (7-51)

- Threw more than 1.0 inning for the second time this season last night (also 5/7 at MIA, 2.0 IP)...Did so in six of 65 appearances in 2025...Each of his multi-inning outings this year have been hitless and scoreless
- Allowed an inherited runner to score on Sunday for the first time since 5/4 at NYY (also 1 IRS)...Has allowed three of nine inherited runners to score on the road compared to zero of seven at home
- Has given up one hit over his last four games (3.0 IP) after allowing three hits in consecutive games for the second time in his career from 5/27-29 (7/27-9/10/22, 9 total H)...Surrendered seven hits in his first 19.1 innings this year
- Opponents are hitting .135 (5-for-37) off his sinker this season compared to a .245 (23-for-94) mark in 2025
- 25 of his 30 outings this year have been scoreless and 21 have been hitless

Rec. Outings	Dec.	IP	H	R	ER	K	BB	Pit.
6/10 vs. SEA	-	1.1	0	0	0	2	0	13
6/7 @ TOR	-	0.1	1	0	0	0	0	10
6/5 @ TOR	-	1.0	0	0	0	0	0	16
6/4 @ BOS	-	0.1	0	0	0	0	0	1
5/29 vs. TOR	BS,L	0.1	3	2	2	0	0	11

## #50 | **RICO GARCIA** | RHP | **DOB: 01-10-94 (32y)**

**3-1 | 1.29 ERA | 0.64 WHIP**

Pitches: FB: 34.4% | 95.3 mph CH: 27.2% | 86.2 mph SL: 21.1% | 88.5 mph CB: 17.2% | 85.8 mph

Games: 30 Saves/Opp: 4/5 HLD: 8 1<sup>st</sup> Bat/Ret.: 30/21 IR/RS: 17/3 vs. LH: .137 (7-51) vs. RH: .050 (2-40)

- Allowed his fourth and fifth runs of the season on Tuesday...Has surrendered at least one run in consecutive games for the first time this year...Four of his five runs surrendered this year have scored via home run (3 total HR)
- Has given up seven hits and four runs (3 ER) in nine games (8.0 IP) since 5/19...Did not allow a hit in a franchise-best 11 consecutive outings to begin the year through 4/20
- The Orioles are 18-12 when he appears in a game, including 17-9 since 4/6
- His .099 (9-for-91) opponent average leads MLB (min. 80 AB) ahead of MIA's John King (.114)
- His eight holds are tied for the team lead with Tyler Wells...All four of his career saves have come this season
- Ranks in the 98<sup>th</sup> percentile with a 37.9 percent whiff rate

Rec. Outings	Dec.	IP	H	R	ER	K	BB	Pit.
6/9 vs. SEA	L	1.0	1	2	1	0	0	15
6/7 @ TOR	-	0.2	1	1	1	1	0	13
6/2 @ BOS	S	1.0	0	0	0	2	0	14
5/31 vs. TOR	-	1.0	0	0	0	0	0	6
5/29 vs. TOR	-	1.0	1	0	0	1	0	13

## #39 | **ANDREW KITTREDGE** | RHP | **DOB: 03-17-90 (36y)**

**0-1 | 7.24 ERA | 1.68 WHIP**

Pitches: SL: 51.9% | 89.4 mph SNK: 36.8% | 94.8 mph FB: 11.3% | 94.1 mph

Games: 16 Saves/Opp: 0/1 HLD: 2 1<sup>st</sup> Bat/Ret.: 16/12 IR/RS: 10/3 vs. LH: .207 (6-29) vs. RH: .419 (13-31)

- Has allowed a run in consecutive appearances after throwing five straight scoreless outings from 5/18-6/2...Surrendered three hits on Tuesday after allowing three hits in his previous eight games (7.0 IP)
- Allowed at least one run (10 total R) in four games from 5/3-9, including a career-high seven runs on 5/3 at NYY
- His 32.6 percent hard hit rate is the lowest mark of his career and an 11.8 percent decrease from last season (44.4%)
- Batters are 11-for-21 (.524) with two doubles and one home run against his sinker compared to 8-for-39 (.205) combined against his slider and four-seamer
- Made his season debut on 4/24 vs. BOS after being reinstated from the 15-day IL (right shoulder inflammation) game...Went 0-1 with a 15.19 ERA (9 ER/5.1 IP) over six rehab appearances with the Tides

Rec. Outings	Dec.	IP	H	R	ER	K	BB	Pit.
6/9 vs. SEA	-	1.0	3	1	1	1	0	19
6/4 @ BOS	-	1.0	1	1	1	1	0	9
6/2 @ BOS	H	1.0	1	0	0	1	0	11
5/27 vs. TB	-	1.0	0	0	0	3	0	17
5/26 vs. TB	-	1.0	0	0	0	1	0	10

## #66 | **ANTHONY NUNEZ** | RHP | **DOB: 07-10-01 (24y)**

**2-2 | 5.29 ERA | 1.27 WHIP**

Pitches: SW: 29.3% | 85.8 mph FB: 26.2% | 96.0 mph CH: 24.0% | 87.2 mph SNK: 16.9% | 95.6 mph CT: 3.6% | 90.0 mph

Games: 30 Saves/Opp: 3/6 HLD: 6 1<sup>st</sup> Bat/Ret.: 30/19 IR/RS: 12/5 vs. LH: .188 (13-69) vs. RH: .286 (16-56)

- Allowed his second career grand slam on Monday (also 4/17 at CLE) and the third by an Oriole this season, along with Keegan Akin on 4/25 vs. BOS...Tossed a career-high 2.1 innings, his fifth outing of at least 2.0 innings (last: 6/3 at BOS)
- Walked a career-high three batters (1 IBB) on 5/28 vs. TOR
- Leads MLB rookies with 30 appearances, while his three saves and six holds rank second
- His 34.9 percent whiff rate ranks in the 96<sup>th</sup> percentile of MLB
- His 53.0 percent whiff rate on his sweeper ranks fifth on a single pitch in the majors (min. 35 AB)...Opponents are 5-for-35 (.143) with two doubles and 18 strikeouts on the offering

Rec. Outings	Dec.	IP	H	R	ER	K	BB	Pit.
6/8 vs. SEA	-	2.1	1	2	2	2	1	32
6/5 @ TOR	-	1.0	1	0	0	1	0	20
6/3 @ BOS	-	2.0	2	0	0	2	0	30
5/30 vs. TOR	-	0.1	2	2	2	1	0	13
5/28 vs. TOR	L	1.0	1	1	1	2	3	24

## #49 | **ALBERT SUÁREZ** | RHP | **DOB: 10-08-89 (36y)**

**2-0 | 4.05 ERA | 1.43 WHIP**

Pitches: FB: 53.0% | 93.4 mph CH: 20.2% | 84.7 mph CT: 19.5% | 85.1 mph CB: 7.0% | 77.8 mph SLV: 0.2% | 81.0 mph

Games: 11 Saves/Opp: 1/1 HLD: 0 1<sup>st</sup> Bat/Ret.: 11/7 IR/RS: --/-- vs. LH: .226 (12-53) vs. RH: .280 (14-50)

- Has thrown at least 2.0 innings in 10 of his 11 appearances this year, which are tied for the third-most such outings among AL relievers behind HOU's AJ Blubaugh (12) and CWS' Sean Newcomb (11)
- Holds a 12.00 SO/9 over three appearances in June, the fifth-best mark (min. 6.0 IP) among relievers this month behind ATH's Mason Barnett (16.50)...Has recorded 3+ strikeouts in back-to-back relief appearances for the second time in his career (3 G, 8/2-8/13 [G2]/17)
- Surrendered season highs in hits (7) and runs (5) in 2.0 innings on 6/3 at BOS
- Signed to a one-year MLB contract on 5/29...Was designated for assignment on 5/25, cleared outrighted waivers and elected free agency on 5/28...Has been designated for assignment three times and re-signed with the O's each time

Rec. Outings	Dec.	IP	H	R	ER	K	BB	Pit.
6/8 vs. SEA	-	2.0	3	1	1	3	1	39
6/6 @ TOR	-	2.0	1	0	0	3	0	29
6/3 @ BOS	-	2.0	7	5	5	2	1	53
5/30 vs. TOR	W	1.0	1	1	0	0	1	19
5/24 vs. DET	-	4.0	3	0	0	1	0	43

## #68 | **TYLER WELLS** | RHP | **DOB: 08-26-94 (31y)**

**0-1 | 3.90 ERA | 1.17 WHIP**

Pitches: FB: 33.9% | 93.4 mph CT: 26.3% | 89.9 mph CH: 19.9% | 87.1 mph SL: 15.9% | 86.6 mph CB: 4.0% | 78.0 mph

Games: 24 Saves/Opp: -- HLD: 8 1<sup>st</sup> Bat/Ret.: 24/17 IR/RS: 7/0 vs. LH: .210 (13-62) vs. RH: .306 (15-49)

- Has thrown three scoreless outings (2.2 IP) in a row after surrendering a season-high four runs on 5/31 vs. TOR
- Has allowed a run in nine of his 24 appearances...Six of his 16 runs allowed this season have come in extra innings
- Nine of his appearances have been more than 1.0 inning, including six outings of 2.0 innings
- Has a 1.20 ERA (2 ER/15.0 IP) in 11 road games while owning a 6.60 ERA (11 ER/15.0 IP) in 13 home games
- His 5.7 percent walk rate is up 3.3 percent from last year, but still ranks in the 89<sup>th</sup> percentile
- Opponents are batting .276/.276/.414 (8-for-29) with one double and one homer off his changeup after hitting .190/.287/.381 (4-for-21) off the pitch in 2025

Rec. Outings	Dec.	IP	H	R	ER	K	BB	Pit.
6/9 vs. SEA	-	1.0	1	0	0	1	0	8
6/7 @ TOR	-	0.2	0	0	0	0	0	7
6/4 @ BOS	-	1.0	0	0	0	1	0	12
5/31 vs. TOR	-	1.0	4	4	4	0	1	30
5/29 vs. TOR	H	1.0	0	0	0	1	0	6

## #48 | **GRANT WOLFRAM (WOLF-ram)** | LHP | **DOB: 12-12-96 (29y)**

**1-1 | 4.34 ERA | 1.50 WHIP**

Pitches: SNK: 42.9% | 95.6 mph FB: 17.6% | 94.8 mph SW: 15.7% | 86.4 mph CB: 14.7% | 85.2 mph SL: 9.1% | 86.7 mph

Games: 23 Saves/Opp: -- HLD: 6 1<sup>st</sup> Bat/Ret.: 23/14 IR/RS: 8/0 vs. LH: .357 (15-42) vs. RH: .282 (11-39)

- Had a six-game scoreless streak snapped on 6/10 vs. SEA...Marked his first runs allowed since returning from the 15-day Injured List (low back strain) on 5/24
- Issued a walk on 6/10 vs. SEA to snap a career-high 13-game walkless streak...His 2.3 percent walk rate still leads MLB ahead of LAD's Tanner Scott (2.9%) and COL's Keegan Thompson (3.5%)
- Has a 7.27 ERA (7 ER/8.2 IP) in nine home games compared to a 1.80 mark (2 ER/10.0 IP) in 13 road appearances
- Has not allowed a home run in 39.2 consecutive innings dating to 7/21/25...Has allowed two long balls in 45.1 innings since his MLB debut on 4/26 (G2) at DET, with both home runs coming on 7/18/25 at TB

Rec. Outings	Dec.	IP	H	R	ER	K	BB	Pit.
6/10 vs. SEA	-	0.2	2	2	2	0	1	20
6/7 @ TOR	-	0.2	1	0	0	1	0	17
6/5 @ TOR	H	0.2	0	0	0	0	0	6
6/3 @ BOS	-	1.0	0	0	0	2	0	10
5/28 vs. TOR	-	1.0	1	0	0	0	0	17

### PITCH MIX KEY

CB - Curveball CH - Changeup CT - Cutter FB - Four-seam fastball SL - Slider SLV - Slurve SNK - Sinker SPL - Splitter SW - Sweeper

**23 • BLAZE ALEXANDER • INF/OF (R) .285 • 2 HR • 19 RBI**  
**Current Streak:** 1 G (1-3; since 6/10) **2026 High:** 5 G (3/26-4/3)  
**Last Game:** 1-3, 2B, RBI **Homestand:** 3 G, 3-7, 2B, R, 2 RBI, 2 HBP

- Seven of his last 13 hits since 5/27 (12 G) have gone for extra bases (5 2B, 2 HR)
- His .366 average (30-for-82) since 5/1 ranks third in MLB (min. 60 AB) while his .411 on-base percentage ranks ninth
- His seven stolen bases rank second on the team behind Leody Taveras (8)...Has seven stolen bases in 56 games this year after tallying seven over his first two seasons combined from 2024-25 (135 G)
- Drove in a career-high six runs and hit his first O's home run on 5/27 vs. TB...Became the second Oriole with six RBI in a game this season (Rutschman, 4/24 vs. BOS)
- Batting .363/.409/.525 (29-for-80) with seven doubles, two homers, 11 runs, and 17 RBI in 24 starts since 4/30...Hit .158/.226/.175 (9-for-57) in 18 starts through 4/26

**25 • PETE ALONSO • INF (R) .242 • 14 HR • 42 RBI**  
**Current Streak:** 2 G (3-9; since 6/9) **2026 High:** 10 G (5/27-6/6)  
**Last Game:** 2-5, HR, 2 R, RBI, 2 K **Homestand:** 3 G, 3-13, HR, 3 R, 2 RBI, HBP, 4 K

- Notched his team-high eighth go-ahead home run of the season yesterday...Since making his MLB debut, his 89 go-ahead homers are tied for fourth in MLB behind NYY's Aaron Judge (125), PHI's Kyle Schwarber (114), and LAD's Shohei Ohtani (93)
- Has now homered four times over his last 12 games since 5/29 after only hitting two in his previous 18 games from 5/9-28
- His home run on Saturday came on an 0-2 pitch, his second such homer this year... Since he debuted in 2019, his 16 homers on 0-2 pitches lead the majors
- Registered his 10<sup>th</sup> career walk-off plate appearance on 5/30 vs. TOR, including his first since 9/14/25 vs. TEX (3-run HR)...Since making his MLB debut in 2019, his 10 walk-off plate appearances lead MLB, ahead of Alex Verdugo (9)
- His eight opposite field home runs this season rank second in the majors behind WSH's James Wood (11)
- His 34 RBI since 4/21 are second in the AL behind ATH's Nick Kurtz (39)
- His career-high 95.0 mph average exit velocity leads the AL and ranks third in MLB behind PIT's Oneil Cruz (96.0) and WSH's James Wood (95.9)
- His 31 go-ahead RBI in the seventh inning or later since debuting in 2019 are tied with SEA's Josh Naylor for the most in MLB
- Since making his major league debut in 2019, ranks among MLB leaders in RBI (1<sup>st</sup>, 754), games (1<sup>st</sup>, 1,077), and home runs (3<sup>rd</sup>, 278)...Trails NYY's Aaron Judge (302) and PHI's Kyle Schwarber (292) in the homer category during that span

**29 • SAMUEL BASALLO • C (L) .263 • 9 HR • 27 RBI**  
**Current Streak:** 0-for-last-11 (since 6/4) **2026 High:** 10 G (5/5-5/17)  
**6/9 vs. SEA:** 0-2, RBI, K (PH in 7<sup>th</sup>) **Homestand:** 2 G, 0-3, RBI, K

- Reached base three times in consecutive games from 5/30-31 for the first time
- Ranks among all qualified MLB rookies in slugging percentage (3<sup>rd</sup>, .475), homers (T-4<sup>th</sup>), OPS (5<sup>th</sup>, .802), extra-base hits (T-5<sup>th</sup>, 19), RBI (T-8<sup>th</sup>), total bases (9<sup>th</sup>, 85), walks (10<sup>th</sup>, 18), and batting average (10<sup>th</sup>)
- Hit back-to-back homers with Pete Alonso in the fifth inning on 5/29 vs. TOR, the second time the O's have had consecutive batters go deep this season, after he also did so with Tyler O'Neill on 5/16 at WSH (7<sup>th</sup> inning)
- Slashing .320/.370/.557 (39-for-122) with nine doubles, one triple, six home runs, 19 runs scored, 23 RBI, and 11 walks in 40 games since 4/20...Ranks seventh in the AL over that span with a .928 OPS (min. 100 PA)
- His 92.1 mph average exit velocity is the second-highest mark among MLB catchers behind ATL's Drake Baldwin (92.8)

**17 • COLTON COWSER • OF (L) .226 • 6 HR • 22 RBI**  
**Current Streak:** 0-10 (since 6/8) **2026 High:** 4 G (3x, last: 6/4-7)  
**Last Game:** 0-3, R, BB, SB **Homestand:** 3 G, 0-10, R, 2 BB, 2 K, SB

- Homered in consecutive games from 6/6-7 for the first time since 9/14-15/25 (also 2 G)...Tallied an RBI in at least four straight games from 6/4-7 for the second time in his career (4/9-12/24, also 4 G)
- Has 13 RBI in 18 games since 5/24...Tallied nine RBI in his first 41 games of the year
- Batting .288/.360/.576 (19-for-66) with one double, six homers, and 17 RBI over his last 26 games since 5/9 after going 2-for-18 (.111) in his previous 11 games
- All six of his home runs this season came over 20 games from 5/17-6/7, following a career-long 36 games (w/AB) without a home run from 9/24/25-5/15/26
- On 5/25 vs. TB, became the second player in franchise history (since 1954) to hit a walk-off home run on consecutive days, joining Fred Lynn (5/10-11/85)
- Recorded his first career walk-off and first by the O's this season with a three-run home run off Kenley Jansen on 5/24 (G1) vs. DET...Became the first MLB player to hit a walk-off homer in an 0-2 count with two outs and his team trailing since NYY's Jason Giambi on 6/5/08 vs. TOR (down 8-7, 2-run HR)
- Is one of two players in MLB this year with two walk-off homers (AZ's Ketel Marte)

**2 • GUNNAR HENDERSON • INF (L) .220 • 13 HR • 32 RBI**  
**Current Streak:** 1 G (1-4; since 6/10) **2026 High:** 7 G (4/6-13)  
**Last Game:** 1-4, BB, K **Homestand:** 3 G, 2-11, 4 BB, 2 K

- On Monday, reached base four times for the second time in 2026 (also 5/17 at WSH) and drew a career-high-tying three walks for the sixth time (last: 6/22/25 at NYY)
- Has hit safely in 12 of his last 15 games vs. SEA since 5/17/24 and owns an .868 OPS against them in 21 career games
- His three outs above average (OAA) are tied for most on the Orioles and currently mark a career high...Accrued -3 OAA last year and has never had more than 0 OAA in a season
- Tallied his third career multi-homer game on 5/27 vs. TB (last: 6/21/24 at HOU) and first at Camden Yards
- Has six home runs against southpaws this season, second most in a year in his career behind 2024 (8)...Batting .270/.308/.568 (10-for-37) against left-handers since 5/15 after opening the year .167/.245/.396 (8-for-48)
- Owens a career-low 7.3 percent walk rate this season, down 2.2 percent from last year and a 1.7 percent decrease from his previous career low of 9.0 percent in 2023
- Has seen 126 pitches in an 0-2 count this year, third most in MLB behind WSH's CJ Abrams (138) and NYM's Bo Bichette (132)...Is batting 14-for-149 (.094) with two strikes in 2026, worst in MLB (min. 125 AB) behind SD's Manny Machado (.100)
- Since 2023, his 21.3 *Baseball Reference* Wins Above Replacement rank fourth among MLB position players behind NYY's Aaron Judge (27.3), KC's Bobby Witt Jr. (24.8), and LAD's Shohei Ohtani (24.2)

**7 • JACKSON HOLLIDAY • INF (L) .220 • 3 HR • 10 RBI**  
**Current Streak:** 2 G (2-7; since 6/9) **2026 High:** 3 G (5/28-30)  
**Last Game:** 1-4, HR, R, 4 RBI, 2 K **Homestand:** 3 G, 2-10, HR, R, 4 RBI, BB, 4 K

- Yesterday, recorded his third career grand slam (last: 4/16/25 vs. CLE) and the fifth by an Oriole this season, including the first since Adley Rutschman and Jeremiah Jackson did so on 4/30 (G1) vs. HOU
- Tripled on Sunday for the first time since 8/30/25 at SF...Four of his last eight hits since 5/29 have been extra-base hits (2B, 3B, 2 HR)
- Is hitting .385 (5-for-13) against offspeed pitches this season compared to a combined .178 (8-for-45) against fastballs and breaking pitches
- His 337-foot home run on 5/22 vs. DET was the shortest homer hit by an Oriole at Oriole Park since Tim Beckham hit a 333-foot homer vs. DET on 8/3/17
- Recorded his first career multi-steal game on 5/24 (G1) vs. DET
- Reinstated from the 10-day Injured List (right hamate surgery) on 5/18

**31 • SAM HUFF • C (R) .222 • 0 HR • 1 RBI**  
**Current Streak:** 2 G (2-6; since 6/9) **2026 High:** 2 G (current streak)  
**Last Game:** 1-4, 2 K **Homestand:** 3 G, 2-9, 2B, 3 K

- Has hit safely in consecutive games for the first time since doing so in three straight from 5/19-28/25...Two of his four hits with the O's have been doubles
- On Monday, threw out his first baserunner since 4/24/25 vs. MIL
- Had his contract selected from Triple-A Norfolk prior to Saturday's game...Marks his second stint with the O's this season (also 4/15-20)
- Made his Orioles debut on 4/15 vs. AZ and recorded an RBI double in his first PA
- Batting .196/.275/.359 (18-for-92) with three doubles, four homers, and 13 RBI in 26 games with the Tides this season

**82 • JEREMIAH JACKSON • INF/OF (R) .254 • 6 HR • 28 RBI**  
**Current Streak:** 1 G (1-2; since 6/9) **2026 High:** 6 G (4/10-15)  
**6/9 vs. SEA:** 1-2, R (PH in 9<sup>th</sup>) **Homestand:** 1 G, 1-2, R

- Delivered a go-ahead pinch-hit RBI single in the sixth inning on Friday...Became the second Oriole with a go-ahead pinch-hit RBI in the sixth or later this season, joining Adley Rutschman on 5/5 at MIA (9<sup>th</sup> inning)
- Had two hits off the bench on Friday, the second Oriole to do so this year along with Tyler O'Neill (4/7 at CWS) and the first Baltimore reserve with 2+ hits and 2+ RBI since Ramón Urías on 6/27/25 vs. TB
- Is 13-for-43 (.302) with four doubles, nine runs, and four RBI in his last 16 games since 5/15 after hitting .111 (2-for-18) over his previous six games
- Has four RBI in 27 games since 5/1 after driving in 23 runs in April, which was tied for fourth in MLB during the month
- His two games this season with 5+ RBI are tied for the most in MLB with Adley Rutschman, MIN's Tristan Gray, PIT's Brandon Lowe, and CIN's Sal Stewart

**16 • COBY MAYO • INF (R) .194 • 9 HR • 26 RBI**  
**Current Streak:** 1 G (1-5; since 6/9) **2026 High:** 5 G (2x, last: 5/30-6/5)  
**6/9 vs. SEA:** 1-5, HR, 2 R, RBI, 2 K **Homestand:** 2 G, 1-8, HR, 3 R, RBI, BB, 3 K

- Hit his ninth home run of the year in the ninth inning on Tuesday and his sixth since 5/11...Owns an .875 OPS with three doubles, six homers, 15 runs, and 14 RBI in 20 games since 5/11...Nine of his 17 hits during this span have gone for extra bases
- Hit his sixth home run off a lefty on Tuesday...His six homers off lefties this season surpasses his total (4) from 2025
- Tied a season-high-tying three RBI on Thursday (4x, last: 5/11 vs. NYY) and for the sixth time in his career
- Slashing .424/.457/1.061 (14-for-33) with three doubles, six homers, and 11 RBI against left-handed pitching since 4/21
- His 116.5 mph single on 5/15 at WSH is the hardest-hit ball by an Oriole this season... His 48.2 hard-hit rate is up 12.2 percent from last season (36.0)
- Delivered a go-ahead three-run homer in the seventh inning on 5/11 vs. NYY...Had never hit a go-ahead home run in his career from the fifth inning on and didn't have a go-ahead ball with his team trailing in his career

**9 • TYLER O'NEILL • OF (R) .177 • 2 HR • 8 RBI**  
**Current Streak:** 3 G (4-12; since 6/7) **2026 High:** 5 G (4/5-25)  
**Last Game:** 2-4, 2 2B, 2 K **Homestand:** 2 G, 3-8, 3 2B, BB, 3 K

- Has recorded back-to-back games with an extra-base hit for the first time since a career-high-tying four-game run from 7/25-7/29 (G1)/25...Has three doubles over his last two games after recording one through his first 40 games of the season
- On Tuesday, reached base twice for the first time since 5/13 vs. NYY and tallied his first extra-base hit since 5/16 at WSH (HR)
- Recorded his first stolen base since 9/17/25 on 6/2 at BOS
- Hit the second of back-to-back homers on 5/16 at WSH, his first long ball since 3/29...His 22-game stretch without a homer was his longest since a career-high 27-game run from 4/13-7/30/23
- Has drawn 11 walks in his last 22 starts since 4/30 (G2) (14.1% walk rate)

**35 • ADLEY RUTSCHMAN • C (S) .267 • 8 HR • 36 RBI**  
**Current Streak:** 1 G (1-4; since 6/7) **2026 High:** 7 G (4/10-30 [G1])  
**6/7 at TOR:** 1-4, K **Road Trip:** 6 G, 9-25, 2 2B, 3B, HR, 5 R, 7 RBI, 2 BB, 2 K, CS

- Finished a triple shy of the cycle on Friday setting career highs in extra-base hits (3) and runs (4) while going 4-for-4 with two doubles, a homer, five RBI, and a walk... His four runs tied the most by an Orioles catcher in team history...Became the third Orioles catcher with 5+ times on base and 5+ RBI in a game in franchise history, joining Matt Wieters (4/16/12 at CWS) and Gus Triandos (8/28/57 at CLE)
- Has an RBI in six of his last nine games after snapping an eight-game RBI-less streak on 5/29 vs. TOR, his longest since another eight-gamer from 5/14 (G1)-20/25
- His three catcher stealing runs are tied for the MLB lead with MIL's William Contreras, PHI's J.T. Realmuto, and NYM's Luis Torrens...His five catcher framing runs are also tied for most in MLB with DET's Dillon Dingler and TOR's Brandon Valenzuela
- Has four multi-double games this season after recording two multi-double efforts in 238 games from 2024-25...Had seven such games to begin his career through 2023
- Since making his MLB debut on 5/21/22, his 117 doubles are second most among primary catchers behind MIL's William Contreras (127), while his 526 hits are third behind Contreras (627) and KC's Salvador Perez (571)

**30 • LEODY TAVERAS • OF (S) .264 • 2 HR • 27 RBI**  
**Current Streak:** 3 G (4-11; since 6/8) **2026 High:** 7 G (4/12-18)  
**Last Game:** 2-3, 2B, 2 R, RBI, BB, K, SB, CS **Homestand:** 3 G, 4-11, 2B, 3 R, 3 RBI, BB, 2 K, SB, CS

- Recorded his sixth sacrifice bunt of the season on Tuesday...The six sacrifice bunts are tied for second in the majors behind STL's Victor Scott II (10)
- Is batting .288/.346/.370 (21-for-73) in 21 games since 5/16 with four doubles, one triple, 13 runs, eight RBI, six walks, and six stolen bases after hitting .171 (6-for-35) over his previous 12 games with two doubles, three runs, two RBI, and five walks
- Has an .804 OPS vs. right-handed pitching compared to .530 vs. lefties
- Is hitting .278 (22-for-79) against breaking and offspeed pitches combined this season after hitting .149 (11-for-74) off them a year ago
- His 11.2 percent walk rate is the highest mark of his career ahead of 2020 (10.4%)... Marks a 8.4 percent increase from his career-low of 2.8 percent last year

**3 • TAYLOR WARD • OF (R) .261 • 3 HR • 20 RBI**  
**Current Streak:** 4 G (5-14; since 6/7) **2026 High:** 5 G (2x, last: 4/5-10)  
**Last Game:** 1-3, R, 2 BB **Homestand:** 3 G, 4-10, 2 R, 4 BB, HBP

- Drew multiple walks yesterday for the 15<sup>th</sup> time this year, the second-most such games in MLB this season behind LAA's Mike Trout (18)
- Reached base four times with two singles, one walk, and one hit-by-pitch on Monday...Has now reached base at least four times in a team-high five games this season (last: 6/3 at BOS), matching his total from 2025 in 91 fewer games
- Connected on his third home run of the season on Sunday and recorded multiple RBI for the first time since 4/19 at CLE (3 RBI)...Snapped a 42-game streak (w/PA) of no more than one RBI, the second-longest such streak of his career trailing a 50-gamer from 4/10/19-5/7/21
- On 6/4 at BOS, became the first Oriole with two hits in the first inning since Adley Rutschman on 7/30/23 vs. NYY and the first with multiple hits in the opening frame on the road since Jerry Hairston Jr. on 9/24/03 at BOS
- Ranks third in MLB with 60 walks behind ATH's Nick Kurtz (64) and LAA's Mike Trout (63)...Owns a career-high 19.2 percent walk rate this season, a 6.7 percent increase from his previous best of 12.5 in 2019 and up 7.9 percent from last year

**ORIOLES HOME RUN BREAKDOWN**

PLAYER	TOTAL	RUNNERS ON				SPLITS		SCORE		RECORD		STATCAST MAX			LAST	
		0	1	2	3	VL	VR	HOME	AWAY	TIED GAME	GO AHEAD	TEAM W-L	EV (MPH)	DISTANCE (FT)	BAT SPEED (MPH)	LAST HR
Blaze Alexander	2	1	1	-	-	1	1	1	1	-	-	1-1	108.9	399	76.7	6/6 @ TOR
Pete Alonso	14	7	5	2	-	3	11	7	7	2	8	7-7	114.6	421	79.4	6/10 vs. SEA
Samuel Basallo	9	7	1	1	-	1	8	7	2	-	2	4-5	111.0	437	85.0	5/29 vs. TOR
Colton Cowser	6	2	2	2	-	-	6	3	3	-	4	4-2	113.3	440	81.9	6/7 @ TOR
Gunnar Henderson	13	10	3	-	-	6	7	8	5	1	5	7-5	109.9	419	79.7	5/27 vs. TB
Jackson Holliday	3	1	1	-	1	-	3	3	-	-	1	2-1	104.3	406	71.9	6/10 vs. SEA
Sam Huff	-	-	-	-	-	-	-	-	-	-	-	-	-	-	-	-
Jeremiah Jackson	6	2	1	1	2	1	5	5	1	-	2	4-1	110.4	427	80.9	4/30 vs. HOU
Coby Mayo	9	4	2	3	-	6	3	4	5	2	2	6-3	114.2	452	87.7	6/9 vs. SEA
Tyler O'Neill	2	1	-	1	-	-	2	1	1	-	-	1-1	110.9	402	74.9	5/16 @ WSH
Adley Rutschman	8	3	4	-	1	3	5	5	3	-	2	4-3	103.4	419	79.0	6/5 @ TOR
Leody Taveras	2	1	-	-	1	-	2	-	2	-	1	1-1	107.2	419	75.9	4/20 @ KC
Taylor Ward	3	1	1	1	-	1	2	-	3	-	1	0-3	107.4	394	69.2	6/7 @ TOR
<b>Team Totals</b>	<b>80</b>	<b>43</b>	<b>21</b>	<b>11</b>	<b>5</b>	<b>23</b>	<b>57</b>	<b>46</b>	<b>34</b>	<b>-</b>	<b>-</b>	<b>-</b>	<b>114.6</b>	<b>452</b>	<b>87.7</b>	<b>-</b>
<b>Opponent Totals</b>	<b>77</b>	<b>34</b>	<b>25</b>	<b>15</b>	<b>3</b>	<b>18</b>	<b>59</b>	<b>39</b>	<b>38</b>	<b>-</b>	<b>-</b>	<b>-</b>	<b>111.3</b>	<b>443</b>	<b>82.7</b>	<b>-</b>

**ORIOLES HOME RUN ACHIEVEMENTS**

**2-HR GAMES (3)**

PLAYER (CAREER)	DATE
Gunnar Henderson (3)	5/27 vs. TB
Jeremiah Jackson (1)	4/13 vs. AZ
Adley Rutschman (4)	4/24 vs. BOS

**3-HR GAMES (0)**

PLAYER (CAREER)	DATE
-----------------	------

**GRAND SLAMS (5)**

PLAYER (CAREER)	DATE
Jackson Holliday (3)	6/10 vs. SEA
Jeremiah Jackson (2)	2x, last: 4/30 vs. HOU
Adley Rutschman (3)	4/30 vs. HOU
Leody Taveras (1)	4/20 @ KC

**PINCH-HIT HR (0)**

PLAYER (CAREER)	DATE
-----------------	------

**LEAD-OFF HR (2)**

PLAYER (CAREER)	DATE
Gunnar Henderson (13)	4/24 vs. BOS
Taylor Ward (11)	5/19 @ TB

**WALK-OFF HR (2)**

PLAYER (CAREER)	DATE
Colton Cowser (2)	2x, last: 5/25 vs. TB

**INSIDE-THE-PARK HR (0)**

PLAYER	DATE
--------	------

**BACK-TO-BACK HR (2)**

PLAYER	DATE
Basallo/O'Neill	5/16 @ WSH
Alonso/Basallo	5/29 vs. TOR

**BACK-TO-BACK-TO-BACK HR (0)**

PLAYER	DATE
--------	------

**TOP 5 HR EXIT VELOCITY (MPH)**

PLAYER	STAT	DATE
Pete Alonso	114.6	5/2 @ NYY
Coby Mayo	114.2	4/21 @ KC
Colton Cowser	113.3	5/17 @ WSH
Coby Mayo	112.7	5/17 @ WSH
Colton Cowser	111.7	6/7 @ TOR

**TOP 5 HR HIT DISTANCE (FT)**

PLAYER	STAT	DATE
Coby Mayo	452	4/22 @ KC
Colton Cowser	440	5/24 vs. DET
Coby Mayo	439	4/21 @ KC
Samuel Basallo	437	4/1 vs. TEX
Samuel Basallo	431	4/14 vs. AZ

**TOP 5 HR BAT SPEED (MPH)**

PLAYER	STAT	DATE
Coby Mayo	87.7	6/5 @ TOR
Samuel Basallo	85.0	5/16 @ WSH
Samuel Basallo	82.8	4/24 vs. BOS
Colton Cowser	81.9	5/17 @ WSH
Samuel Basallo	81.9	4/26 vs. BOS

**ORIOLES HITTING MISC**

PLAYER	MULTI HIT GAMES					TOTAL	MULTI RBI GAMES					TOTAL
	2	3	4	5+	2		3	4	5+			
Blaze Alexander	6	4	0	0	10	1	0	0	1	2		
Pete Alonso	15	2	0	0	17	9	1	1	0	11		
Samuel Basallo	10	1	1	0	12	3	1	1	0	5		
Colton Cowser	5	0	0	0	5	3	1	1	0	5		
Gunnar Henderson	9	5	1	0	15	8	1	0	0	9		
Jackson Holliday	3	0	0	0	3	1	0	1	0	2		
Sam Huff	0	0	0	0	0	0	0	0	0	0		
Jeremiah Jackson	7	2	0	0	9	4	2	0	2	8		
Coby Mayo	5	0	0	0	5	3	4	0	0	7		
Tyler O'Neill	2	0	0	0	2	0	1	0	0	1		
Adley Rutschman	10	3	1	0	14	4	1	1	2	8		
Leody Taveras	10	0	0	0	10	4	0	1	0	5		
Taylor Ward	8	3	3	0	14	4	1	0	0	5		

**ORIOLES LAST TIME IT HAPPENED**

**FOR THE ORIOLES**

SPLIT	VALUE
Grand Slam	Jackson Holliday, 6/10/2026 vs. SEA
Pinch-Hit Home Run	Alex Jackson, 7/26/2025 vs. COL
Pinch-Hit Walk-Off Home Run	Nolan Reimold, 7/24/2016 vs. CLE
2 Home Run Game	Gunnar Henderson, 5/27/2026 vs. TB
3+ Home Run Game	Ryan Mountcastle, 3, 6/19/2021 vs. TOR
2 Home Runs, One Inning	Mark Trumbo, 2, 4/15/2016 @ TEX
Leadoff Home Run	Taylor Ward, 5/19/2026 @ TB
Walk-Off Home Run	Colton Cowser, 5/25/2026 vs. TB
Walk-Off Grand Slam	Manny Machado, 8/18/2017 vs. LAA
Walk-Off Win	Pete Alonso, 5/30/2026 vs. TOR
5 Hit Game	Adley Rutschman, 6/21/2024 @ HOU
6+ Hit Game	Cal Ripken Jr., 6, 6/13/1999 @ ATL
2 Hits, One Inning	Taylor Ward, 6/4/2026 @ BOS
5 RBI Game	Adley Rutschman, 6/5/2026 @ TOR
6 RBI Game	Blaze Alexander, 5/27/2026 vs. TB
7 RBI Game	Manny Machado, 8/18/2017 vs. LAA
8 RBI Game	Chris Hoiles, 8/14/1998 @ CLE
9+ RBI Game	Ryan Mountcastle, 9, 4/11/2023 vs. OAK
Steal of Home	Ryan Mountcastle, 8/14/2025 vs. SEA
3+ Stolen Base Game	Gunnar Henderson, 3, 9/17/2025 @ CWS

**AGAINST THE ORIOLES**

SPLIT	VALUE
Grand Slam	Josh Naylor, 6/8/2026 vs. SEA
Pinch-Hit Home Run	Justin Turner, 8/3/2025 @ CHC
Pinch-Hit Walk-Off Home Run	Justin Turner, 8/3/2025 @ CHC
2 Home Run Game	Cody Bellinger, 5/2/2026 @ NYY
3+ Home Run Game	Kyle Stowers, 3, 7/13/2025 vs. MIA
2 Home Runs, One Inning	Adrian Beltré, 2, 8/22/2012 @ TEX
Leadoff Home Run	Kevin McGonigle, 5/22/2026 vs. DET
Walk-Off Home Run	Justin Turner, 8/3/2025 @ CHC
Walk-Off Grand Slam	John Hicks, 9/14/2019 @ DET
Walk-Off Win	Javier Sanoja, 5/7/2026 @ MIA
5 Hit Game	Jesús Sánchez, 8/21/2025 vs. HOU
6+ Hit Game	Austin Wynns, 6, 4/20/2025 vs. CIN
2 Hits, One Inning	Jasson Domínguez, 5/3/2026 @ NYY
5 RBI Game	Keibert Ruiz, 5/16/2026 @ WSH
6 RBI Game	Kyle Schwarber, 8/4/2025 @ PHI
7 RBI Game	Noelvi Marte, 4/20/2025 vs. CIN
8 RBI Game	Rafael Devers, 5/23/2025 @ BOS
9+ RBI Game	Mike Moustakas, 9, 9/12/2015 vs. KC
Steal of Home	Ryan Vilade, 5/20/2026 @ TB
3+ Stolen Base Game	Sam Haggerty, 3, 6/24/2025 vs. TEX

**TEAM BATTING**

SPLIT	VALUE
4 Home Run Game	9/3/2025 @ SD
5 Home Run Game	4/19/2025 vs. CIN
6 Home Run Game	4/24/2026 vs. BOS
7+ Home Run Game	7, 6/2/2016 vs. BOS
3 Home Runs, One Inning	4/24/2026 vs. BOS
4+ Home Runs, One Inning	4, 8/19/2016 vs. HOU

SPLIT	VALUE
4 Home Run Game	4/13/2026 vs. AZ
5 Home Run Game	5/18/2025 vs. WSH
6 Home Run Game	8/4/2025 @ PHI
7+ Home Run Game	7, 5/4/2025 vs. KC
3 Home Runs, One Inning	4/25/2026 vs. BOS
4+ Home Runs, One Inning	4, 4/29/2025 vs. NYY

**INDIVIDUAL PITCHING**

SPLIT	VALUE
No-Hitter	John Means, 9.0, 5/5/2021 @ SEA
Complete Game	Trevor Rogers, 8.0, 8/1/2025 @ CHC
Complete Game, 1-Hitter	Dylan Bundy, 9.0, 8/29/2017 vs. SEA
Complete Game, 2-Hitter	Dylan Bundy, 9.0, 5/24/2018 @ CWS
Complete Game Shutout	Dean Kremer, 9.0, 9/23/2022 vs. HOU
10+ Strikeout Game	Kyle Bradish, 10, 5/8/2026 vs. ATH
15+ Strikeout Game	Erik Bedard, 15, 7/7/2007 @ TEX
4+ Strikeouts In An Inning	Mike Cuellar, 4, 5/29/1970 @ CAL

SPLIT	VALUE
No-Hitter	Hisashi Iwakuma, 9.0, 8/12/2015 @ SEA
Complete Game	Nathan Eovaldi, 9.0, 5/28/2022 @ BOS
Complete Game, 1-Hitter	R.A. Dickey, 9.0, 6/18/2012 @ NYM
Complete Game, 2-Hitter	Gerrit Cole, 7.0, 9/11/2020 @ NYY
Complete Game Shutout	Max Fried, 9.0, 8/20/2021 vs. ATL
10+ Strikeout Game	George Kirby, 10, 6/10/2026 vs. SEA
15+ Strikeout Game	Shane Bieber, 15, 5/19/2019 @ CLE
4+ Strikeouts In An Inning	Zach Duke, 4, 3/29/2018 vs. MIN

**ORIOLES HIGHS & LOWS**

**TEAM BATTING**

Most At-Bats, Game	45, 5/25 vs. TB
Most Plate Appearances, Game	54, 5/25 vs. TB
Most Runs, Game	13, 6/5 @ TOR
Most Runs, Inning	6, 3x, last: 6/4 @ BOS
Most Hits, Game	20, 4/24 vs. BOS
Most Hits, Inning	5, 5x, last: 6/4 @ BOS
Fewest Hits, Game	3, 3x, last: 5/24 vs. DET (G2)
Most Doubles, Game	5, 4/8 @ CWS
Most Triples, Game	1, 7x, last: 6/7 @ TOR
Most Extra-Base Hits, Game	7, 2x, last: 5/27 vs. TB
Most Home Runs, Game	6, 4/24 vs. BOS
Most Home Runs, Inning	3, 4/24 vs. BOS
Most Total Bases, Game	39, 4/24 vs. BOS
Most RBI, Game	11, 2x, last: 6/5 @ TOR
Most Stolen Bases, Game	3, 3x, last: 5/24 vs. DET
Most Caught Stealing, Game	2, 2x, last: 5/25 vs. TB
Most Walks, Game	11, 5/30 vs. TOR
Most Hit-By-Pitch, Game	2, 3x, last: 6/9 vs. SEA
Most Strikeouts, Game	16, 2x, last: 4/18 @ CLE
Most Sac Hits, Game	1, 10x, last: 6/2 @ BOS
Most Sac Flies, Game	2, 4/1 vs. TEX
Most GDP, Game	4, 5/30 vs. TOR
Most Left On Base, Game	14, 4/7 @ CWS

**INDIVIDUAL BATTING**

Most At-Bats	5, 51x, last: Pete Alonso, 6/10 vs. SEA
Most Plate Appearances	6, 9x, last: Blaze Alexander, 5/25 vs. TB
Most Runs	4, 2x, last: Adley Rutschman, 6/5 @ TOR
Most Hits	4, 6x, last: Adley Rutschman, 6/5 @ TOR
Most Doubles	3, Taylor Ward, 4/8 @ CWS
Most Triples	1, 7x, last: Jackson Holliday, 6/7 @ TOR
Most Extra-Base Hits	3, 2x, last: Adley Rutschman, 6/5 @ TOR
Most Home Runs	2, 3x, last: Gunnar Henderson, 5/27 vs. TB
Most Total Bases	9, 3x, last: Adley Rutschman, 6/5 @ TOR
Most RBI	6, 2x, last: Blaze Alexander, 5/27 vs. TB
Most Stolen Bases	2, 2x, last: Jackson Holliday, 5/24 vs. DET
Most Caught Stealing	1, 14x, last: Leody Taveras, 6/10 vs. SEA
Most Walks	3, 5x, last: Gunnar Henderson, 6/8 vs. SEA
Most Hit-By-Pitch	1, 18x, last: Blaze Alexander, 6/9 vs. SEA
Most Strikeouts	4, 4x, last: Samuel Basallo, 4/30 vs. HOU (G2)
Most Sac Hits	1, 10x, last: Leody Taveras, 6/2 @ BOS
Most Sac Flies	1, 20x, last: Leody Taveras, 6/9 vs. SEA
Most GDP	2, Jeremiah Jackson, 5/3 @ NYY
Most Left On Base	7, 2x, last: Pete Alonso, 6/8 vs. SEA

**TEAM PITCHING**

Most Innings Pitched, Game	13.0, 5/25 vs. TB
Most Runs Allowed, Game	17, 4/25 vs. BOS
Most Runs Allowed, Inning	10, 4/25 vs. BOS
Fewest Runs Allowed, Game	0, 5/13 vs. NYY
Most Hits Allowed, Game	18, 5/18 @ TB
Most Hits Allowed, Inning	10, 4/25 vs. BOS
Fewest Hits Allowed, Game	1, 5/13 vs. NYY
Most Earned Runs Allowed, Game	15, 5/18 @ TB
Most Doubles Allowed, Game	6, 2x, last: 5/18 @ TB
Most Triples Allowed, Game	1, 13x, last: 6/6 @ TOR
Most Home Runs Allowed, Game	4, 4/13 vs. AZ
Most Stolen Bases Allowed, Game	4, 4/26 vs. BOS
Most Walks Allowed, Game	8, 5/4 @ NYY
Fewest Walks Allowed, Game	0, 3x, last: 6/5 @ TOR
Most Hit-By-Pitch, Game	2, 3x, last: 5/5 @ MIA
Most Strikeouts, Game	13, 2x, last: 4/20 @ KC

**INDIVIDUAL PITCHING**

Most Innings Pitched	7.0, 7x, last: Brandon Young, 6/10 vs. SEA
Most Runs Allowed	10, Brandon Young, 4/30 vs. HOU (G2)
Most Hits Allowed	10, Kyle Bradish, 4/20 @ KC
Fewest Hits Allowed, Complete Game	-
Most Earned Runs Allowed	7, 2x, last: Trevor Rogers, 5/18 @ TB
Most Home Runs Allowed	3, Dean Kremer, 4/13 vs. AZ
Most Walks Allowed	5, Shane Baz, 5/4 @ NYY
Most Hit-By-Pitch	2, 2x, last: Chris Bassitt, 5/5 @ MIA
Most Strikeouts, Reliever	6, Chris Bassitt, 5/10 vs. ATH
Most Strikeouts	10, Kyle Bradish, 5/8 vs. ATH

**TEAM MISC**

Longest Game, Innings	13, 5/25 vs. TB
Longest Game, Time (9 Innings)	3:15, 5/3 @ NYY
Longest Game, Time (Extra Innings)	4:12, 5/25 vs. TB
Shortest Game, Time	2:20, 4/18 @ CLE
Largest Home Crowd	42,134, 3/26 vs. MIN
Smallest Home Crowd	10,289, 4/13 vs. AZ
Largest Road Crowd	46,049, 5/2 @ NYY
Smallest Road Crowd	6,600, 5/5 @ MIA
Largest Winning Margin	10, 6/5 @ TOR
Largest Losing Margin	-16, 4/25 vs. BOS
Largest Comeback Win	6, 4/13 vs. AZ
Largest Lead Blown In Loss	5, 5/29 vs. TOR
Most Games Under .500	8, 1x, last: 5/20 (21-29)
Most Games Over .500	2, 1x, last: 4/13 (9-7)

**TEAM FIELDING**

Most Errors, Game	3, 4/25 vs. BOS
Most Double Plays Turned, Game	3, 2x, last: 5/27 vs. TB

**ORIOLES STREAKS**

**INDIVIDUAL BATTING**

Longest Hitting Streak	10, 2x, last: Pete Alonso, 5/27-6/6
Longest Home Run Streak	3, Coby Mayo, 4/21-4/24
Longest On-Base Streak	16, 2x, last: Adley Rutschman, 5/18-6/5

**TEAM BATTING**

Longest Home Run Streak	7, 2x, last: 5/16-5/24
-------------------------	------------------------

**INDIVIDUAL PITCHING**

Longest Winning Streak	3, 4x, last: Brandon Young, 5/6-6/10
Longest Losing Streak	6, Trevor Rogers, 4/14-5/24
Longest Saves Streak	7, Ryan Helsley, 3/26-4/28

**TEAM MISC**

Longest Winning Streak	3, 4x, last: 5/30-6/2
Longest Losing Streak	5, 4/30-5/4

**ORIOLES INSTANT REPLAY**

TEAM	CHALLENGES	WON	LOST	RATE
Orioles	32	18	14	56%
Opponents	12	8	4	67%

**ORIOLES RUNS BY INNING**

TEAM	1	2	3	4	5	6	7	8	9	10+	TOTAL
Orioles	32	20	34	33	46	46	43	26	30	14	324
Opponents	33	44	34	36	52	33	36	52	20	14	354

**ORIOLES RECORD BY POSITION**

PLAYER	C	1B	2B	3B	SS	LF	CF	RF	DH
Blaze Alexander	-	-	7-3	6-9	3-3	1-3	0-6	0-1	-
Pete Alonso	-	30-33	-	-	-	-	-	-	2-4
Samuel Basallo	15-12	-	-	-	-	-	-	-	8-11
Dylan Beavers	-	-	-	-	-	1-3	2-1	7-8	5-2
Colton Cowser	-	-	-	-	-	2-2	5-9	12-6	0-1
Gunnar Henderson	-	-	-	-	29-34	-	-	-	3-2
Jackson Holliday	-	-	8-9	-	-	-	-	-	-
Sam Huff	1-4	-	-	-	-	-	-	-	-
Jeremiah Jackson	-	-	17-25	-	-	-	-	1-0	1-0
Coby Mayo	-	0-4	-	21-20	-	-	-	-	3-2
Ryan Mountcastle	-	2-0	-	-	-	-	-	-	2-0
Tyler O'Neill	-	-	-	-	-	-	-	11-18	1-1
Johnathan Rodríguez	-	-	-	-	-	-	-	0-3	-
Adley Rutschman	16-21	-	-	-	-	-	-	-	3-6
Leody Taveras	-	-	-	-	-	-	25-21	1-1	-
Taylor Ward	-	-	-	-	-	28-28	-	-	4-8
Weston Wilson	-	-	-	5-8	-	0-1	-	-	-

**ORIOLES RECORD BY BATTING ORDER**

PLAYER	1	2	3	4	5	6	7	8	9
Blaze Alexander	-	-	-	-	-	-	1-0	4-3	12-22
Pete Alonso	-	-	12-14	20-23	-	-	-	-	-
Samuel Basallo	-	-	-	6-2	16-17	1-3	0-1	-	-
Dylan Beavers	-	-	3-3	1-1	5-2	1-6	4-1	1-1	-
Colton Cowser	-	-	-	1-2	0-1	0-1	16-9	2-4	0-1
Gunnar Henderson	13-11	19-25	-	-	-	-	-	-	-
Jackson Holliday	-	-	-	-	-	1-1	0-2	2-3	5-3
Sam Huff	-	-	-	-	-	-	-	0-2	1-2
Jeremiah Jackson	-	-	-	-	0-2	4-3	1-6	2-6	12-8
Coby Mayo	-	-	-	-	2-4	4-5	3-6	14-11	1-0
Ryan Mountcastle	-	-	-	1-0	1-0	2-0	-	-	-
Tyler O'Neill	-	-	-	1-1	5-8	2-6	3-3	0-1	1-0
Johnathan Rodríguez	-	-	-	0-3	-	-	-	-	-
Adley Rutschman	-	0-2	17-20	2-5	-	-	-	-	-
Leody Taveras	-	-	-	-	2-2	16-10	4-9	4-1	-
Taylor Ward	19-26	13-10	-	-	-	-	-	-	-
Weston Wilson	-	-	-	-	-	1-1	1-2	-	3-5

**ORIOLES EJECTIONS (2)**

DATE	PLAYER/COACH	UMPIRE
4/5 @ PIT	Craig Albernaz	James Jean
5/10 vs. ATH	Miguel Cairo	Carlos Torres

**ORIOLES OUTFIELD ASSISTS (9)**

PLAYER	TOTAL
Dylan Beavers	2
Colton Cowser	2
Tyler O'Neill	2
Jeremiah Jackson	1
Leody Taveras	1
Taylor Ward	1

**ORIOLES WALK-OFF WINS (3)**

PLAYER	DATE	PLAY RESULT
Colton Cowser	5/24 vs. DET	Home Run
Colton Cowser	5/25 vs. TB	Home Run
Pete Alonso	5/30 vs. TOR	Single

**ORIOLES ON THE INJURED LIST (11)**

PLAYER	IL	INJURY	DATE ON	ELIGIBLE TO RETURN	GAMES MISSED	TEAM RECORD
Chris Bassitt	15-Day	Low back discomfort	6/5	6/20	6	2-4
Félix Bautista	60-Day	Right shoulder surgery	2/20	5/24	69	32-37
Dylan Beavers	10-Day	Right oblique strain	5/11	5/21	28	14-14
Zach Eflin	60-Day	Right elbow discomfort	4/1	5/31	64	30-34
Ryan Helsley	15-Day	Right elbow inflammation	4/29	5/14	40	18-22
Yaramil Hiraldo	60-Day	Right shoulder inflammation	4/2	6/1	63	29-34
Dean Kremer	60-Day	Right quad strain	4/20	6/19	47	22-25
Ryan Mountcastle	60-Day	Left foot fracture	4/13	6/12	54	24-30
Cade Povich	15-Day	Left elbow inflammation	5/8	5/23	31	15-16
Colin Selby	60-Day	Right shoulder inflammation	2/14	5/24	69	32-37
Jordan Westburg	60-Day	Right elbow UCL sprain	3/22	5/24	69	32-37

# 2026 SCHEDULE

G#	DATE	OPP.	W-L	SCORE	WP/LP/SV	REC	POS	GA/GB	ATT.
1	3/26	vs. MIN	W	2-1	Rogers/Funderburk/Helsley	1-0	T-1 <sup>st</sup>	0.0	42,134*
	3/27	OFF DAY				1-0	T-2 <sup>nd</sup>	-0.5	
2	3/28	vs. MIN	L	4-1	Banda/Bradish/Sands	1-1	T-3 <sup>rd</sup>	-1.5	26,057
3	3/29	vs. MIN	W	8-6	Garcia/Abel/Helsley	2-1	3 <sup>rd</sup>	-1.0	18,071
4	3/30	vs. TEX	L	5-2	Leiter/Bassitt/Alexander	2-2	T-3 <sup>rd</sup>	-1.0	11,209
5	3/31	vs. TEX	L	8-5	Winn/Cano	2-3	T-3 <sup>rd</sup>	-2.0	13,542
<b>MARCH TOTALS: 2-3</b>			<b>TEAM ERA: 4.60</b>	<b>TEAM AVG: .233</b>					
6	4/1	vs. TEX	W	8-3	Rogers/Eovaldi/Suárez	3-3	3 <sup>rd</sup>	-2.0	14,324
	4/2	OFF DAY				3-3	3 <sup>rd</sup>	-2.0	
7	4/3	at PIT	L	5-4	Keller/Bradish/Soto	3-4	3 <sup>rd</sup>	-3.0	38,986
8	4/4	at PIT	L	3-2	Santana/Helsley	3-5	T-3 <sup>rd</sup>	-4.0	27,949
9	4/5	at PIT	L	8-2	Ashcraft/Bassitt	3-6	4 <sup>th</sup>	-4.0	11,956
10	4/6	at CWS	W	2-1	Young/Fedde/Helsley	4-6	T-3 <sup>rd</sup>	-3.5	17,221
11	4/7	at CWS	W	4-2	Cano/Hicks/Helsley	5-6	T-2 <sup>nd</sup>	-3.5	10,750
12	4/8	at CWS	W	5-3	Bradish/Sims/García	6-6	2 <sup>nd</sup>	-2.5	10,133
	4/9	OFF DAY				6-6	2 <sup>nd</sup>	-2.0	
13	4/10	vs. SF	L	6-3	Roupp/Baz	6-7	T-2 <sup>nd</sup>	-2.0	32,294
14	4/11	vs. SF	W	6-2	Wolfram/Webb	7-7	T-2 <sup>nd</sup>	-1.0	29,444
15	4/12	vs. SF	W	6-2	Povich/Houser	8-7	T-1 <sup>st</sup>	0.0	24,091
16	4/13	vs. AZ	W	9-7	Suárez/Loáisiga/Helsley	9-7	T-1 <sup>st</sup>	0.0	10,289
17	4/14	vs. AZ	L	4-3	Kelly/Rogers/Sewald	9-8	T-2 <sup>nd</sup>	-0.5	13,524
18	4/15	vs. AZ	L	8-5 (10)	Thompson/Wells/Morillo	9-9	3 <sup>rd</sup>	-1.5	17,028
19	4/16	at CLE	L	4-2	Messick/Baz/Smith	9-10	3 <sup>rd</sup>	-2.5	14,748
20	4/17	at CLE	W	6-4	Garcia/Sabrowski/Helsley	10-10	3 <sup>rd</sup>	-1.5	23,988
21	4/18	at CLE	L	4-2	Williams/Kremer/Smith	10-11	3 <sup>rd</sup>	-2.5	20,783
22	4/19	at CLE	L	8-4	Festa/Rogers	10-12	3 <sup>rd</sup>	-3.0	17,408
23	4/20	at KC	W	7-5 (12)	Nunez/Lange	11-12	3 <sup>rd</sup>	-2.5	13,589
24	4/21	at KC	L	6-5	Erceg/Helsley	11-13	3 <sup>rd</sup>	-3.5	15,164
25	4/22	at KC	W	8-6	Bassitt/Wacha/Nunez	12-13	3 <sup>rd</sup>	-3.5	14,175
	4/23	OFF DAY				12-13	3 <sup>rd</sup>	-4.0	
26	4/24	vs. BOS	W	10-3	Young/Bello	13-13	3 <sup>rd</sup>	-4.0	26,776
27	4/25	vs. BOS	L	17-1	Crochet/Rogers	13-14	3 <sup>rd</sup>	-5.0	33,582
28	4/26	vs. BOS	L	5-3	Early/Bradish/Chapman	13-15	3 <sup>rd</sup>	-5.0	32,511
	4/27	OFF DAY				13-15	3 <sup>rd</sup>	-5.5	
29	4/28	vs. HOU	W	5-3	Baz/Teng/Helsley	14-15	3 <sup>rd</sup>	-5.5	13,233
	4/29	vs. HOU	**POSTPONED**		Rescheduled for 4/30 (DH)	14-15	3 <sup>rd</sup>	-5.0	
30	4/30-1	vs. HOU	W	10-3	Bassitt/Lambert	15-15	--	--	--
31	4/30-2	vs. HOU	L	11-5	McCullers Jr./Young	15-16	3 <sup>rd</sup>	-5.0	26,586
<b>APRIL TOTALS: 13-13</b>			<b>TEAM ERA: 4.23</b>	<b>TEAM AVG: .238</b>					
32	5/1	at NYY	L	7-2	Warren/Povich	15-17	T-3 <sup>rd</sup>	-6.0	41,239
33	5/2	at NYY	L	9-4	Weathers/Bradish	15-18	4 <sup>th</sup>	-7.0	46,049
34	5/3	at NYY	L	11-3	Cruz/Wolfram	15-19	4 <sup>th</sup>	-8.0	43,416
35	5/4	at NYY	L	12-1	Schlittler/Baz	15-20	4 <sup>th</sup>	-9.0	36,802
36	5/5	at MIA	W	9-7	Garcia/Nardi	16-20	4 <sup>th</sup>	-9.0	6,600
37	5/6	at MIA	W	7-4	Young/Pérez/Garcia	17-20	3 <sup>rd</sup>	-8.0	6,607
38	5/7	at MIA	L	4-3	Faucher/Kittredge	17-21	3 <sup>rd</sup>	-9.0	8,588
39	5/8	vs. ATH	L	4-3	Lopez/Bradish/Harris	17-22	T-4 <sup>th</sup>	-9.0	39,311
40	5/9	vs. ATH	L	6-2	Civale/Baz	17-23	5 <sup>th</sup>	-9.0	30,707
41	5/10	vs. ATH	W	2-1	Bassitt/Severino/Garcia	18-23	4 <sup>th</sup>	-9.0	24,213
42	5/11	vs. NYY	W	3-2	Enns/Headrick/Nunez	19-23	3 <sup>rd</sup>	-9.0	23,160
43	5/12	vs. NYY	L	6-2	Warren/Rogers	19-24	3 <sup>rd</sup>	-10.0	20,344
44	5/13	vs. NYY	W	7-0	Bradish/Fried	20-24	3 <sup>rd</sup>	-9.0	14,521
	5/14	OFF DAY				20-24	3 <sup>rd</sup>	-9.0	
45	5/15	at WSH	L	3-2	Littell/Baz/Lovelady	20-25	3 <sup>rd</sup>	-10.0	38,912
46	5/16	at WSH	L	13-3	Cavalli/Bassitt	20-26	4 <sup>th</sup>	-10.0	40,559
47	5/17	at WSH	W	7-3	Nunez/Lovelady	21-26	4 <sup>th</sup>	-10.0	26,715
48	5/18	at TB	L	16-6	McClanahan/Rogers	21-27	4 <sup>th</sup>	-11.0	13,633
49	5/19	at TB	L	4-1	Kelly/Bradish/Baker	21-28	5 <sup>th</sup>	-12.0	13,956
50	5/20	at TB	L	5-3	Scholtens/Nunez/Seymour	21-29	5 <sup>th</sup>	-13.0	11,846
	5/21	OFF DAY				21-29	5 <sup>th</sup>	-13.0	
51	5/22	vs. DET	W	7-4	Bassitt/Flaherty/Nunez	22-29	5 <sup>th</sup>	-13.0	14,956
	5/23	vs. DET	**POSTPONED**		Rescheduled for 5/24 (DH)	22-29	5 <sup>th</sup>	-13.0	
52	5/24-1	vs. DET	W	5-3	Enns/Jansen	23-29	--	--	17,616
53	5/24-2	vs. DET	L	4-1	Melton/Rogers/Anderson	23-30	4 <sup>th</sup>	-12.5	19,735
54	5/25	vs. TB	W	9-7 (13)	Enns/Scholtens	24-30	4 <sup>th</sup>	-11.5	22,388
55	5/26	vs. TB	W	6-1	Baz/Jax	25-30	4 <sup>th</sup>	-10.5	11,878
56	5/27	vs. TB	W	11-2	Gibson/Matz	26-30	4 <sup>th</sup>	-9.5	16,317
57	5/28	vs. TOR	L	2-1	Hoffman/Nunez/Varland	26-31	4 <sup>th</sup>	-10.0	13,778
58	5/29	vs. TOR	L	6-5	Fluharty/Cano/Fisher	26-32	4 <sup>th</sup>	-11.0	25,494
59	5/30	vs. TOR	W	6-5	Suárez/Hoffman	27-32	4 <sup>th</sup>	-10.0	32,645
60	5/31	vs. TOR	W	9-5	Bradish/Miles	28-32	4 <sup>th</sup>	-9.5	34,476
<b>MAY TOTALS: 13-16</b>			<b>TEAM ERA: 5.10</b>	<b>TEAM AVG: .241</b>					
	6/1	OFF DAY							
61	6/2	at BOS	W	4-2	Baz/Early/Garcia	29-32	3 <sup>rd</sup>	-8.5	35,004
62	6/3	at BOS	L	8-1	Tolle/Bassitt/Watson	29-33	4 <sup>th</sup>	-8.5	36,872
63	6/4	at BOS	W	8-2	Rogers/Bello	30-33	T-3 <sup>rd</sup>	-8.0	33,180
64	6/5	at TOR	W	13-3	Young/Yesavage	31-33	3 <sup>rd</sup>	-8.0	41,801
65	6/6	at TOR	L	6-4	Miles/Bradish/Varland	31-34	T-3 <sup>rd</sup>	-8.0	41,868
66	6/7	at TOR	L	6-4	Macko/Baz/Varland	31-35	4 <sup>th</sup>	-8.0	41,278
67	6/8	vs. SEA	L	6-3	Hancock/Gibson/Muñoz	31-36	4 <sup>th</sup>	-9.0	12,377
68	6/9	vs. SEA	L	6-5 (10)	Ferrer/Garcia/Davila	31-37	4 <sup>th</sup>	-10.0	14,728
69	6/10	vs. SEA	W	7-2	Young/Kirby	32-37	4 <sup>th</sup>	-10.0	13,483
70	6/11	vs. SEA	7:05 PM		ESPN				
71	6/12	vs. SD	7:05 PM		MASN				
72	6/13	vs. SD	4:05 PM		MASN				
73	6/14	vs. SD	1:35 PM		MASN				
	6/15	OFF DAY							
74	6/16	at SEA	9:40 PM		MASN				
75	6/17	at SEA	9:40 PM		MASN				
76	6/18	at SEA	4:10 PM		MASN				
77	6/19	at LAD	10:10 PM		MASN				
78	6/20	at LAD	10:10 PM		MASN				
79	6/21	at LAD	4:10 PM		MASN				
80	6/22	at LAA	9:38 PM		MASN				
81	6/23	at LAA	9:38 PM		MASN				
82	6/24	at LAA	4:07 PM		MASN				
	6/25	OFF DAY							
83	6/26	vs. WSH	7:05 PM		MASN				
84	6/27	vs. WSH	7:05 PM		MASN				
85	6/28	vs. WSH	1:35 PM		MASN				
86	6/29	vs. CWS	6:35 PM		MASN				
87	6/30	vs. CWS	6:35 PM		MASN				
<b>JUNE TOTALS: 4-5</b>			<b>TEAM ERA: 4.10</b>	<b>TEAM AVG: .256</b>					
88	7/1	vs. CWS	12:35 PM		MASN				
	7/2	OFF DAY							
89	7/3	at CIN	7:10 PM		MASN				
90	7/4	at CIN	7:10 PM		MASN				
91	7/5	at CIN	1:00 PM		PEACOCK				
	7/6	OFF DAY							
92	7/7	vs. CHC	6:35 PM		MASN				
93	7/8	vs. CHC	6:35 PM		MASN				
94	7/9	vs. CHC	6:35 PM		MASN				
95	7/10	vs. KC	7:05 PM		MASN				
96	7/11	vs. KC	7:05 PM		MASN				
97	7/12	vs. KC	1:35 PM		MASN				

G#	DATE	OPP.	W-L	SCORE	WP/LP/SV	REC	POS	GA/GB	ATT.	
	7/13	Home Run Derby (Citizens Bank Park - Philadelphia, PA)								
	7/14	MLB All-Star Game (Citizens Bank Park - Philadelphia, PA)								
	7/15-16 All-Star Break									
98	7/17	at HOU	8:10 PM		MASN					
99	7/18	at HOU	4:10 PM		MASN					
100	7/19	at HOU	2:10 PM		MASN					
101	7/20	at BOS	7:10 PM		MASN					
102	7/21	at BOS	7:10 PM		MASN					
103	7/22	at BOS	7:10 PM		MASN					
	7/23	OFF DAY								
104	7/24	vs. ATL	7:05 PM		MASN					
105	7/25	vs. ATL	7:05 PM		MASN					
106	7/26	vs. ATL	1:35 PM		MASN					
107	7/27	at DET	6:40 PM		MASN					
108	7/28	at DET	6:40 PM		MASN					
109	7/29	at DET	1:10 PM		MASN					
	7/30	OFF DAY								
110	7/31	vs. PHI	7:05 PM		MASN					