

BALTIMORE ORIOLES (44-55) at CLEVELAND GUARDIANS (49-50)

RHP Brandon Young (0-4, 7.52) vs. LHP Joey Cantillo (1-0, 4.17)

Tuesday, July 22, 2025 • 6:40 p.m. ET • Progressive Field • Cleveland, OH

TV: MASN2 • Radio: 98 Rock 97.9 FM/HD2 & WBAL NewsRadio 1090 AM/101.5 FM

Game No. 100

Road Game No. 53

O's AT A GLANCE	
Overall	44-55
Home	22-25
Road	22-30
Day	21-23
Night	23-32
Current Streak	1-1
Last 5 Games	1-4
Last 10 Games	4-6
March	3-2
April	9-16
May	9-18
June	16-11
July	7-8
August	-
September	-
vs. LHSP	12-16
vs. RHSP	32-39
Series Opener	17-16
Series Opener at Home	10-6
Series Opener on Road	7-10
By Series	9-19-4
By Home Series	6-9-1
By Road Series	3-10-3
Rubber Games	5-12
Sweeps/Were Swept	4-4
Scored First	32-18
Opponent Scored First	12-37
1-run games	12-11
Comeback Wins	19-25
Last AB Wins	4-10
Walkoff Wins	0-1
Extra Innings	3-4
Led After 6	37-7
Led After 7	38-7
Led After 8	42-0
Tied After 6	3-5
Tied After 7	4-4
Tied After 8	2-5
Behind After 6	4-43
Behind After 7	2-44
Behind After 8	0-50
vs. AL Teams	33-39
vs. AL East	14-15
vs. AL Central	8-17
vs. AL West	11-7
vs. NL Teams	11-16
vs. NL East	7-8
vs. NL Central	3-6
vs. NL West	1-2
Hit 0 HR	8-27
Hit 1+ HR	36-28
Hit 2+ HR	20-11
Scored 3 or Fewer Runs	10-39
Scored 4 or More Runs	34-16
Allowed 3 or Fewer Runs	33-2
Allowed 4 or More Runs	11-53
More Hits than Opponent	30-9
Fewer Hits than Opponent	13-43
Committed No Errors	31-25
Committed 1 or More Errors	13-30
Starter Goes at least 5 inn	35-27
Starter Goes at least 6 inn	23-9
Starter Goes at least 7 inn	8-3

ORIOLESPRESSBOX.COM

The 2025 Baltimore Orioles Media Guide, as well as the latest game notes, rosters, press releases, and other team information, can be found at [oriolespressbox.com](#).

**BIRDLAND BITES:** Baltimore continues a seven-game road trip in Cleveland (0-1, 3 to play) this week after a series loss over the weekend at Tampa Bay (1-2)...In last night's defeat, the O's held leads of 3-0 and 5-3, but the Guardians scored three in the first inning, and one run in each of innings four, five, and six, before a four-run seventh gave them a 10-5 advantage.

🦅 The Birds plated at least three runs in the opening frame for the second time this season (4 R, 3/31 vs. BOS)...It marked the first time Baltimore plated 3+ opening-frame runs on the road since September 25, 2024 at New York-AL (also 3 R).

🦅 The O's permitted eight free passes (1 IBB) in last night's loss, their sixth time this season allowing 8+ walks (last: 8 BB, 6/7 at ATH)...Baltimore had not walked 8+ batters against Cleveland since May 16, 2019 (also 8 BB)...The Birds have allowed 5+ walks in four straight games for the first time since April 5-10, 2018 (6 G).

🦅 Baltimore's 1-5-hole hitters went a combined 6-for-20 (.300), with each player scoring one run apiece...The remainder of the order went 0-for-13.

🦅 Prior to last night's defeat, the Orioles were 29-9 when scoring at least five runs, including a 17-3 mark since May 25.

🦅 Orioles pitching left a season-high 15 batters on base last night, their highest figure since July 18, 2023 at Los Angels-NL (also 15 LOB).

**SOUTHPAW SPEAK:** The Orioles have posted a .617 OPS against left-handed pitching, third lowest in the majors this year ahead of the Rangers (.616) and Pirates (.608)...That number drops to .610 against left-handed starting pitchers, second lowest in MLB ahead of the Rangers (.585)...Baltimore's .730 OPS against righties ranks 15<sup>th</sup> in the majors.

🦅 Since June 11, Baltimore is slashing .260/.320/.401 off left-handed pitching...The O's .721 OPS ranks 18<sup>th</sup> in MLB during that time...The Birds entered that stretch with an MLB-low .555 OPS off southpaws, 40 points lower than the Guardians (.595 OPS).

🦅 Despite a current 0-for-7 skid vs. left-handed pitching since July 10 (G2), **Jackson Holliday** hit .333 (9-for-27) off southpaws from June 20-July 10 (G1).

**RUN AND GUNN:** **Gunnar Henderson** is batting .313/.381/.493 (47-for-150) with 11 doubles, two triples, four home runs, 22 runs scored, and 20 RBI in 42 games since June 1...His .874 OPS in that period is the second highest among qualified shortstops behind CIN's Elly De La Cruz (.961 OPS)...During that time, he ranks among AL leaders in batting average (4<sup>th</sup>) and on-base percentage (11<sup>th</sup>).

🦅 In his first 50 games through May, Henderson hit .254/.315/.433 (51-for-201) with 20 extra-base hits (11 2B, 2 3B, 7 HR).

🦅 In 20 career games vs. Cleveland, he is 27-for-77 (.351) with seven doubles, five home runs, and 15 RBI...His .351 average is the second highest against the Guardians among all active MLB players (min. 75 AB) behind DET's Andy Ibáñez (.363 AVG).

🦅 He has 1+ RBI in a season-high-tying three straight games (also 5/11-14 [G2])...He last had 1+ RBI in four straight games from August 14-18, 2024 (5 G).

**UNsung HERO:** In 43 games since May 14, **Ramón Laureano** is slashing .316/.379/.523 (49-for-155) with 11 doubles, seven home runs, 32 RBI, and 14 walks...His .316 average during that period ranks sixth in the AL (min. 150 AB).

🦅 He recorded a season-high four RBI last night, his most since August 4, 2022 at Los Angeles-AL (also 4 RBI)...It marked his sixth career game with 4+ RBI.

🦅 Despite hitting .169 (14-for-83) in 22 career games vs. Cleveland, 10 of the 14 hits have gone for extra bases (5 2B, 5 HR).

**ACTION JACKSON:** **Jackson Holliday** has hit safely in six of seven career games vs. the Guardians, including an active six-game stretch, batting .455 (10-for-22) in that span...He has also scored one run in six of the seven contests, including one run in each of his first five meetings opposite Cleveland.

🦅 Over his last 25 games since June 20, Holliday is batting .320 (16-for-50) with two home runs off fastballs (4-seam, 2-seam, cutter), compared to .174 (4-for-23) with one long ball vs. offspeed offerings (changeup, splitter).

**MOUNTAIN TIME:** **Félix Bautista** has made 17 appearances since May 31, going 1-0 with a 1.06 ERA (2 ER/17.0 IP), an .073 (4-for-55) opponent average, a 0.88 WHIP, and a 44.0 percent strikeout rate (29 K/66 BF).

🦅 He has converted each of his last 12 save opportunities since May 26, the third-longest active run behind PIT's David Bednar (14 G) and CHC's Daniel Palencia (13 G).

**MILESTONE WATCH:** **Cedric Mullins** is one home run shy of 100 for his career...With his next long ball, he would become the third player in team history (since 1954) to hit 100+ home runs and steal 100+ bases (currently at 138 SB), joining **Brady Anderson** (209 HR, 307 SB) and **Paul Blair** (126 HR, 167 SB).

**FIREMEN:** Baltimore relievers own an MLB-best 19.9 percent inherited scored rate (29 IRS/146 IR), ahead of Los Angeles-NL (24.1%)...**Keegan Akin** (4.2%, 1 IRS/24 IR) and **Seranthony Domínguez** (5.0%, 1 IRS/20 IR) have the two best inherited runners scored percentage in the majors.

🦅 Both Akin's and Domínguez's marks would set the single season franchise record (since 1954), currently held by **Mark Thurmond** (10.5%, 1988)...Since 1974, only five relievers have finished a full season with an inherited scored rate below 5.0 percent during the year (excluding 2020, 1981, 1995, & 1994): SF's Josh Osich in 2016 (4.7%), HOU's Wilton Lopez in 2010 (3.0%), and AZ's Jorge De La Rosa in 2017 (3.0%).

🦅 As a club, the 19.9 percent mark would be the lowest in a full-season in franchise history, ahead of 2014 (24.8%).

**BIRDS ON THE FLY:** The O's have swiped 18 bags since June 27, sixth most in the majors during that period...They have stolen 1+ base in three straight games, and can do so in a fourth tonight for the third time this season (9 G, 5/23 [G1]-31 & 4 G, 6/7-11).

🦅 The Orioles are one of five teams to have at least three players with 13+ SB (Mullins - 14 SB, Mateo - 14 SB, Henderson - 13 SB), along with the Brewers (4 players), Red Sox (4 players), Cubs (3 players), and Rays (3 players).

**TROUBLE WITH TWO:** Baltimore pitching has allowed a .190 opponent average with two strikes, the second-highest clip in the majors ahead of Colorado (.213 AVG).

🦅 The O's have permitted a .270 batting average with two outs, the third-highest mark in MLB ahead of the Rockies (.282 AVG) and Athletics (.274 AVG).

🦅 Birds batters are hitting .153 with two strikes, ranking 26<sup>th</sup> in the majors, while their .217 two-out average ranks 27<sup>th</sup> in MLB.

**DAY 'N' NITE:** Entering this season, the O's have won or split three straight road series in Cleveland, their longest such run since doing so in five consecutive series at Cleveland Stadium from September 15, 1981-August 2, 1983.

O's vs. GUARDIANS			
Current Streak			L1
2025 Record			2-2
at Oriole Park at Camden Yards			1-1
at Progressive Field			0-1
All-Time <i>(since 1954)</i>			424-467
at Home			230-219
on Road			194-248
2025 Schedule			
Date	Score	Win/Loss/Save	
4/15	L, 6-3	Allen/ Morton/Clase	
4/16	W, 9-1	Kremer/Williams	
4/17	W, 6-2	Sugano/Bibee	
7/21	L, 10-5	Bibee/Selby	
7/22		6:40 p.m. ET	
7/23		6:40 p.m. ET	
7/24		1:10 p.m. ET	
Indicates Home			

O's ON THE ROAD	
Record	22-30
Team AVG/OBP/SLG	.228/.294/.362
Fielding Errors	34
Team ERA	4.88 (241 ER/444.1 IP)
Starters ERA	4.99 (145 ER/261.2 IP)
Bullpen ERA	4.73 (96 ER/182.2 IP)
Saves/Opps	12/20
Best Road Trip	.667 (4-2), 2x, last: 6/30-7/6
Worst Road Trip	.167 (1-5), 4/22-27

SPECIAL OPS	
Highest OPS Among SS, Since June 1	
1. Elly De La Cruz (CIN) .....	.961
2. Gunnar Henderson (BAL) .....	.874
3. Willy Adames (SF) .....	.863
4. Corey Seager (TEX) .....	.858
5. Trevor Story (BOS) .....	.855

RISPY BUISNESS	
Highest Batting Average with Runners in Scoring Position Since June 1, MLB	
1. Xavier Edwards (MIA) .....	.500
2. Gunnar Henderson (BAL) .....	.484
3. Nolan Schanuel (LAA) .....	.439
4. Elly De La Cruz (CIN) .....	.436
5. Bo Bichette (TOR) .....	.432

UPCOMING MILESTONES	
Colton Cowser	9 RBI shy of 100
Andrew Kittredge	3 K shy of 300
Cedric Mullins	1 HR shy of 100
Ryan O'Hearn	1 BB shy of 200
Ramón Urías	1 G shy of 500

THIS DATE IN O'S HISTORY
July 22, 1970 - Chico Salmon's two-out pinch-hit bunt single in the top of the 13 <sup>th</sup> inning scored Davey Johnson with the go-ahead run and the Orioles beat the Kansas City Royals for the 19 <sup>th</sup> straight time, 4-3. Johnson had walked and moved to third base on a sacrifice and a ground out before Salmon, batting for winning pitcher Pete Richert, laid down a perfect bunt off submarine hurler Ted Abernathy. The Orioles would extend their hex over the Royals, which began May 10, 1969, to 23 games before losing on August 2, 1970.

UPCOMING SCHEDULE					
DATE	OPPONENT	TIME	ORIOLES STARTER	OPPONENT STARTER	TV
July 23	at Cleveland	6:40 p.m. ET	TBA	RHP Slade Cecconi (5-4, 3.84)	MASN2
July 24	at Cleveland	1:10 p.m. ET	TBA	LHP Logan Allen (6-8, 4.06)	MASN
MASN and MASN2 games can also be streamed locally via <a href="#">MASN+</a> ...All games broadcast on the Orioles Radio Network and 98 Rock 97.9 FM/HD2 & WBAL NewsRadio 1090 AM/101.5 FM					

#63 BRANDON YOUNG RHP



0-4, 7.52 ERA

HT: 6-6 WT: 210  
DOB: 8/19/98 Age: 26  
Bats: R Throws: R

PITCH TYPE (2025)	USAGE	AVG. VELOCITY
Fastball .....	43.9% .....	93.6 mph
Split Finger.....	18.9% .....	87.1 mph
Curveball .....	17.1% .....	76.5 mph
Cutter.....	12.5% .....	86.0 mph
Changeup .....	7.6% .....	87.4 mph

**QUICK HITS:** Set to make his seventh career major league start and first against Cleveland...Recalled from Triple-A Norfolk on June 30, marking his third stint with the O's this season...Recalled from High-A Aberdeen on April 19 and made his MLB debut that day vs. Cincinnati...Optioned to Norfolk on April 20, recalled on April 22, and started on April 26 (G1) at Detroit before being optioned later that day...Placed on the 7-day Injured list (right shoulder discomfort) on May 6...Made two rehab appearances with High-A Aberdeen before his reinstatement to Norfolk on June 20...Added to the Orioles 40-man roster on November 19, 2024...Signed with Baltimore as a non-drafted free agent out of the University of Louisiana-Lafayette on June 14, 2020.

**LAST TIME OUT:** Made his sixth career big league start on July 13 vs. Miami...Was dealt the loss after allowing a career-high seven runs on a career-high nine hits (4 HR) with four strikeouts in 4.1 innings...Threw 76 pitches, 56 strikes.

👉 Allowed multiple homers for the first time in his career, and became the third Oriole this season to allow 4+ home runs, joining **Kyle Gibson** (5 HR, 4/29 vs. NYY) and **Zach Eflin** (4 HR, 5/18 vs. WSH).

👉 Threw his split-finger a season-high 20 times, including 12 pitches against right-handed batters, off which all opponents went 3-for-7 (.429) with two doubles and a homer...Had thrown the pitch 14 total times through his previous five starts against righties.

**THREE BY THREE:** Young threw an immaculate inning in the fifth frame of his July 8 start vs. New York-NL, becoming the second Oriole to do so since 2000, along with **Kevin Gausman** on April 23, 2018 vs. Cleveland (7<sup>th</sup>).

👉 Joins MIA's Cal Quantrill (5/18 vs. TB) as the only pitchers with an immaculate inning in 2025, per *Elias Sports Bureau*.

👉 Is the fifth pitcher in Orioles history (since 1954) to throw an immaculate inning, joining Gausman, **B.J. Ryan** (9/5/99 vs. CLE, 6<sup>th</sup>), **Mike Mussina** (5/9/98 vs. TB, 9<sup>th</sup>), and **Jimmy Key** (4/14/98 vs. CWS, 2<sup>nd</sup>).

**TWO-STRIKE SUCCESS:** Young has held opponents to a .231/.310/.462 (12-for-52) slash line with three doubles and three homers with two strikes this season...Batters are hitting .143 (1-for-7) on a full count, but have also compiled a .538 on-base percentage with six walks.

👉 Opponents went 3-for-55 (.055) with zero extra-base hits with two strikes off Young through five starts with the Tides.

**TWO-OUT TROUBLE:** Major league opponents are 15-for-36 (.417) with four doubles, three homers, and nine RBI with two outs off Young this year...His .417 batting average against with two outs is the second highest in MLB (min. 30 BF), behind ATH's Noah Murdock (.423).

👉 In five starts with Norfolk, opponents were 12-for-38 (.316) with two doubles and two home runs with two outs.

**THE ARSENAL:** In six major league starts, his most effective pitch has been his split-finger, holding opponents to a .286 (10-for-35) mark with 12 strikeouts...Opponents are 14-for-46 (.304) off his four seamer, his most utilized pitch (43.9%).

👉 In five starts with Norfolk, he held opponents to a .158/.200/.237 (6-for-38) clip with 17 strikeouts on the four-seamer and a .214/.267/.214 (3-for-14) line with four strikeouts off his split-finger.

**OFF AND RUNNING:** In his first two starts of the 2025 campaign with the Tides, Young allowed two unearned runs across 11.1 innings on seven hits and two walks with 11 strikeouts...In his April 5 start at Charlotte, he threw 5.1 hitless innings, conceding one walk while fanning eight.

👉 Overall, he is 2-1 with a 2.63 ERA (8 ER/27.1 IP) with 27 strikeouts against four walks while allowing three home runs over five starts with the Tides.

**BEST OF THE BEST:** Named Baltimore's 2024 Jim Palmer Minor League Pitcher of the Year, going 5-6 with a 3.57 ERA (44 ER/111.0 IP) and 102 hits (8 HR), 49 total runs, two hit batters, 37 walks, and 132 strikeouts in 27 appearances (24 GS) between Double-A Bowie and Norfolk..Young finished third among O's minor leaguers in strikeouts, fourth in starts, and fifth in innings.

2025 & CAREER SPLITS

2025						CAREER							
	W-L	ERA	G/S	IP	ER		W-L	ERA	G/S	IP	ER		
Home	0-2	8.15	4/4	17.2	16		0-2	8.15	4/4	17.2	16		
Road	0-2	6.23	2/2	8.2	6		0-2	6.23	2/2	8.2	6		
Day	0-2	9.00	3/3	13.0	13		0-2	9.00	3/3	13.0	13		
Night	0-2	6.08	3/3	13.1	9		0-2	6.08	3/3	13.1	9		
	AVG	AB	H	HR	BB	K		AVG	AB	H	HR	BB	K
vs. Left	.338	68	23	5	10	14		.338	68	23	5	10	14
vs. Right	.317	41	13	2	1	11		.317	41	13	2	1	11
TOTALS	.330	109	36	7	11	25		.330	109	36	7	11	25

RUN SUPPORT (as starter in '25)

0 Runs .....	2
1 Run .....	2
2 Runs .....	1
3 Runs .....	--
4 Runs .....	--
5 Runs .....	1
6 Runs .....	--
7 Runs .....	--
8 Runs .....	--
9 Runs .....	--
10+ Runs.....	--
Total .....	9
RSA/9 .....	3.08

RUNS ALLOWED BY INNING ('25)

1 <sup>st</sup> .....	1
2 <sup>nd</sup> .....	6
3 <sup>rd</sup> .....	7
4 <sup>th</sup> .....	2
5 <sup>th</sup> .....	4
6 <sup>th</sup> .....	2
7 <sup>th</sup> .....	--
8 <sup>th</sup> .....	--
9 <sup>th</sup> .....	--
Total .....	22

MISCELLANEOUS 2025 STATS

WHIP .....	1.78
K/9 .....	8.54
BB/9 .....	3.76
QS .....	0
#P/IP .....	17.1
<b>Opponents</b>	
AVG .....	.330
OBP .....	.388
SLG .....	.642
OPS .....	1.030

2025 HIGHS

**Innings:** 5.1, 7/8 vs. NYM  
**Hits:** 9, 7/13 vs. MIA  
**Runs:** 7, 7/13 vs. MIA  
**Earned Runs:** 7, 7/13 vs. MIA  
**Strikeouts:** 6, 2x, last: 7/8 vs. NYM  
**Walks:** 5, 4/26 (G1) at DET  
**Home Runs:** 4, 7/13 vs. MIA  
**Winning Streak:** --  
**Losing Streak:** 4, 4/26-pres.  
**Shortest Start:** 4.0, 3x, last: 7/1 at TEX  
**Pitches Thrown:** 95, 4/26 (G1) at DET  
**Low-Hit CG:** --

CAREER HIGHS

**Innings:** 5.1, 7/8/25 vs. NYM  
**Hits:** 9, 7/13/25 vs. MIA  
**Runs:** 7, 7/13/25 vs. MIA  
**Earned Runs:** 7, 7/13/25 vs. MIA  
**Strikeouts:** 6, 4/26/25 (G1) at DET  
**Walks:** 5, 4/26/25 (G1) at DET  
**Home Runs:** 4, 7/13/25 vs. MIA  
**Winning Streak:** --  
**Losing Streak:** 4, 4/26/25-pres.  
**Shortest Start:** 4.0, 3x, last: 7/1/25 at TEX  
**Pitches Thrown:** 95, 4/26/25 (G1) at DET  
**Low-Hit CG:** --

YOUNG vs. CLE						CANTILLO vs. BAL					
PLAYER	AVG	AB	H	HR	RBI	PLAYER	AVG	AB	H	HR	RBI
Fry	.—	—	—	—	—	Cowser	.500	2	1	0	1
Hedges	.—	—	—	—	—	Henderson	.333	3	1	0	0
Jones	.—	—	—	—	—	Holliday	.500	2	1	0	0
Kwan	.—	—	—	—	—	Jackson	.—	—	—	—	—
Manzardo	.—	—	—	—	—	Laureano	.000	1	0	0	0
Martínez	.—	—	—	—	—	Mayo	.000	2	0	0	0
Naylor	.—	—	—	—	—	Mullins	1.000	1	1	1	1
Ramírez	.—	—	—	—	—	O'Hearn	.—	—	—	—	—
Rocchio	.—	—	—	—	—	O'Neill	.—	—	—	—	—
Rodríguez	.—	—	—	—	—	Stallings	.—	—	—	—	—
Santana	.—	—	—	—	—	Urías	.—	—	—	—	—
Schneemann	.—	—	—	—	—	Vázquez	.—	—	—	—	—
Wilson	.—	—	—	—	—	Westburg	.—	—	—	—	—

YOUNG'S 2025 MLB STARTS

DATE	OPP	SCORE	WHEN LEFT	DEC	IP	H	R	ER	BB	K	HR	PIT	STR
4/19	vs. CIN	9-5	5-3	ND	4.0	7	3	3	3	3	1	81	48
4/26 (G1)	at DET	3-4	1-2	L	4.2	4	3	3	5	6	0	95	55
6/25	vs. TEX	0-7	0-3	L	4.0	5	4	4	1	2	1	61	39
7/1	at TEX	2-10	2-3	L	4.0	6	3	3	2	4	0	71	43
7/8	vs. NYM	6-7	1-2	ND	5.1	5	2	2	0	6	1	66	47
7/13	vs. MIA	1-11	0-7	L	4.1	9	7	7	0	4	4	76	56
TOTALS					0-4	26.1	36	22	22	11	25	450	288 (64.0%)

YOUNG'S 2025 MiLB STARTS

DATE	OPP	SCORE	WHEN LEFT	DEC	IP	H	R	ER	BB	K	HR	PIT	STR
3/30	vs. DUR	8-2	2-2	ND	6.0	7	2	0	1	3	0	75	53
4/5	at CLT	3-2	3-0	W	5.1	0	0	0	1	8	0	82	56
4/12 (G1)	vs. GWN	1-6	0-5	L	5.0	6	5	5	0	6	1	80	54
5/2	at CLT	11-3	6-2	W	6.0	4	2	2	2	5	1	90	60
6/3	vs. HV	3-2	1-0	ND	2.0	1	0	0	2	6	0	46	27
6/14	at JS	4-5	1-2	ND	3.1	6	2	2	1	3	0	53	39
6/20	at MEM	3-1	0-1	ND	5.0	2	1	1	0	5	1	65	48
TOTALS					2-1	33.1	26	12	10	7	36	491	337 (68.6%)

\*Italics indicate rehab start

TOMORROW'S STARTER: TBA

Tomorrow's starter has yet to be announced.





PITCHER	LAST OUTING	DEC.	IP	H	R	ER	BB	K	RETIRED/1 <sup>ST</sup> BF	IR/SCORED	SV/OPP	INNINGS-HIGH	STRIKEOUTS-HIGH
Bautista	7/20 at TB	SV	1.0	1	1	1	3	2	26/35	2/0	19/20	1.0 (32x, last: 7/10 at TB)	3 (5x, last: 7/8 vs. NYM)
Cano	7/20 at TB	HLD	1.0	0	0	0	0	1	25/39	10/3	1/3	1.1 (4/13 vs. TOR)	3 (2x, last: 6/21 at NYY)
Domínguez	7/19 at TB	L, BS	0.1	2	3	2	2	0	27/40	20/1	2/5	1.2 (2x, last: 6/30 at TEX)	3 (4x, last: 6/30 at TEX)
Kittredge	7/20 at TB	HLD	1.0	1	0	0	0	1	22/25	4/1	--	2.0 (6/21 at NYY)	2 (5x, last: 6/21 at NYY)
Martin	7/21 at CLE	ND	1.0	1	1	1	1	1	2/3	4/0	--	1.1 (7/2 at TEX)	2 (7/2 at TEX)
Selby	7/21 at CLE	L	1.1	3	1	1	0	0	5/7	5/1	--	2.0 (6/16 at TB)	5 (6/16 at TB)
Soto	7/19 at TB	ND	0.2	0	0	0	0	0	29/43	24/7	0/1	1.2 (4/4 at KC)	3 (4x, last: 6/16 at TB)
Wolfram	7/21 at CLE	ND	2.0	4	4	4	3	2	2/6	2/2	--	2.0 (2x, last: 7/21 at CLE)	4 (7/10 [G1] vs. NYM)
2025 TOTALS	4.78 ERA	14-19	374.1	365	217	199	170	400	245/346	146/29	24/37	7.0 (Kremer, 6/12 vs. DET)	8 (Kremer, 6/12 vs. DET)

74 • FÉLIX BAUTISTA • RHP

1-1 • 19 SV • 2.60 ERA • 35 G

WHIP: 1.13

K/9: 12.98

BB/9: 5.97

vs. ALL: .134 (16-for-119)

vs. LHB: .148 (9-for-61)

vs. RHB: .121 (7-for-58)

👤 Earned his 19<sup>th</sup> save of the year on 7/20 at TB after allowing one run on one hit and three walks with two strikeouts...The three walks match a career high (3x, last: 5/9/23 vs. TB)...Loaded the bases with two outs in the ninth before striking out Junior Caminero in a full count to secure the save

👤 Has converted a save in each of his last 12 opportunities, the third longest active streak in MLB behind PIT's David Bednar (14 G) and CHC's Daniel Palencia (13 G)

👤 In 17 appearances since 5/31, is 1-0 with 10 saves, a 1.06 ERA (2 ER/17.0 IP), .073 opponent average (4-for-55), and 0.88 WHIP

👤 His .134 opponent batting average (16-for-119) leads MLB (min. 100 BF)

👤 Opponents are 5-for-47 (.106) with 25 strikeouts and a 51.1 percent whiff rate against his split-finger

👤 His 16.2 percent walk rate is the fourth highest among AL relievers

👤 Five of his 10 runs allowed this year came in a four-game stretch from 5/11-21

👤 Recorded a save in a career-high six straight appearances from 4/19-5/9

👤 Made his season debut on 3/29 at TOR, marking his first major league game since 8/25/23 vs. COL (582 days)

78 • YENNIER CANO • RHP

1-5 • 1 SV • 4.54 ERA • 39 G

WHIP: 1.40

K/9: 9.89

BB/9: 2.94

vs. ALL: .279 (36-for-129)

vs. LHB: .321 (17-for-53)

vs. RHB: .250 (19-for-76)

👤 Earned his 13<sup>th</sup> hold of the season after working 1.0 perfect inning with one strikeout on 7/20 at TB

👤 Is one of 12 MLB relievers with at least five losses this season

👤 On 7/5 at ATL, secured his first save since 8/3/24 at CLE

👤 Opponents are batting .318 (14-for-44) against him with no outs and 6-for-17 (.353) with runners in scoring position and two outs

👤 Has limited opponents to a .224 (13-for-58) clip with a homer and 13 strikeouts against his sinker, while opponents are hitting .438 (14-for-32) with five extra-base hits (3 2B, 2 HR) off his changeup

👤 Is holding opposing hitters to a .158 average (6-for-38) and .342 OPS when ahead in the count compared to a .469 average (15-for-32) and 1.324 OPS when behind

👤 Recalled from Triple-A Norfolk on 7/2...Marked his first stint in the minors since 4/13/23

👤 One through three-hole batters have gone 18-for-57 (.316) while eight and nine-hole hitters are 10-for-31 (.323)...Batters in the four through seven holes are 8-for-41 (.195) off him

56 • SERANTHONY DOMÍNGUEZ • RHP

2-3 • 2 SV • 3.72 ERA • 40 G

WHIP: 1.37

K/9: 11.87

BB/9: 5.59

vs. ALL: .209 (29-for-139)

vs. LHB: .302 (19-for-63)

vs. RHB: .132 (10-for-76)

👤 Suffered his third loss and blown save of the season on 7/19 at TB, permitting three runs (2 ER) on two hits and two walks in 0.1 inning...Left the game with the bases loaded, with two runs scoring off Gregory Soto...Has allowed seven runs (4 ER) in eight appearances (8.0 IP) since 6/24...Did not yield a run in 12 games (12.2 IP) before this stretch from 5/26-6/22

👤 His .132 (10-for-76) clip against right-handed batters is the second lowest in the majors (min. 70 BF) behind TEX's Shawn Armstrong (.120)...On 7/6 at ATL, earned the save but allowed a homer to Sean Murphy on an 0-2 pitch, his first surrendered to a righty this season

👤 His 5.0 percent inherited runner scored rate (1 IRS, 20 IR) is second lowest in MLB behind teammate Keegan Akin (4.2%)

👤 His .137 (7-for-51) opponent average with runners in scoring position is the seventh lowest in MLB (min. 50 BF)

👤 The 55.6 percent whiff rate on his sweeper is the sixth best on a single pitch in the majors this year (min. 100 P)

👤 His 14.7 percent walk rate is the fifth highest among AL relievers

👤 Did not allow an earned run in a career-high-tying 15 straight games from 5/26-6/30 (also 4/18 [G1] -5/21/23)

👤 Has allowed a .310/.429/.552 (18-for-58) slash line to opposing hitters with the bases empty compared to a .136/.247/.160 (11-for-81) with runners on base

39 • ANDREW KITTREDGE • RHP

1-1 • 3.86 ERA • 25 G

WHIP: 1.13

K/9: 8.42

BB/9: 2.10

vs. ALL: .232 (23-for-99)

vs. LHB: .280 (14-for-50)

vs. RHB: .184 (9-for-49)

👤 Completed 1.0 scoreless inning on one hit with one strikeout on 7/20 at TB to secure his sixth hold of the year

👤 His 14 appearances since 6/21 are tied for the most in the majors during that time

👤 Tossed six consecutive perfect outings from 6/30-7/10 (G2)

👤 Has limited right-handed hitters to a .160 (4-for-25) clip in 12 outings since 6/23, though two of his last five hits allowed to righties since 6/21 have been homers

👤 Has held the opposition to a .197 (13-for-66) average with zero and one outs, compared to .303 (10-for-33) with two outs

👤 Opponents are 4-for-24 (.182) with zero extra-base hits on his sinker

👤 Nine of his 12 runs surrendered this season came in an eight-game stretch from 6/14-28...On 6/18 at TB, allowed four runs for the third time in his career (6 R, 5/13/18 at BAL & 4 R, 9/27/18 vs. NYY)...33.3 percent of the runs he has allowed this season (4-of-12) came in the outing

👤 Has allowed a .163/.200/.326 (7-for-43) slash line when pitching with a lead compared to .318/.362/.500 (14-for-44) when the team is behind

👤 Reinstated from the 15-day Injured List on 5/21...Opened the season on the IL after undergoing left knee debridement on 4/7

48 • CORBIN MARTIN • RHP

0-0 • 2.70 ERA • 3 G

WHIP: 1.50

K/9: 10.80

BB/9: 8.10

vs. ALL: .167 (2-for-12)

vs. LHB: .250 (2-for-8)

vs. RHB: .000 (0-for-4)

👤 Tossed 1.0 inning on 7/21 at CLE, allowing one run on one hit (1 HR) with one walk and one strikeout....Also hit one batter and issued a balk, becoming the first pitcher to record that pitching line since earned runs became an official statistic in 1913 (per Henry Palattella of *MLB.com*)...Has now stranded all four runners he's inherited this season

👤 Signed to a one-year major league contract on 7/18...Was DFA'd by the O's on 7/13

👤 Made his Orioles debut on 7/2 at TEX, allowing one hit and striking out two batters in 1.1 innings...Stranded two inherited runners...Had his contract selected from Triple-A Norfolk prior to the game

👤 Prior to this season, last pitched in the majors on 7/30/22 at ATL with AZ, making the start and suffering the loss after allowing four runs on six hits (3 HR) and one walk with six strikeouts across 4.0 innings pitched

👤 Is 2-2 with one save and a 5.29 ERA (19 ER/32.1 IP) across 29 Triple-A games (1 GS) this year

👤 Has not allowed a run over his last eight outings (7.0 IP) with the Tides since 6/8 (G2), allowing two hits and three walks with six strikeouts...10 of his last 11 outings since 5/30 have been scoreless

👤 Was claimed by the Orioles from MIL on 5/13/24 and outrighted to Triple-A on 6/15...Invited to Spring Training with the O's as a non-roster invitee in 2025

60 • COLIN SELBY • RHP

0-1 • 4.00 ERA • 7 G

WHIP: 1.44

K/9: 11.00

BB/9: 1.00

vs. ALL: .308 (12-for-39)

vs. LHB: .348 (8-for-23)

vs. RHB: .250 (4-for-16)

👤 Was dealt his first loss of the season on 7/21 at CLE after allowing one run on three hits (1 HR)...Was his first long ball given up with the O's since 4/9 at AZ...Has allowed a run in two of his last three appearances

👤 Recalled from Triple-A Norfolk between games of the doubleheader on 7/10 vs. NYM, his fifth stint on the big league roster (4/9-14, 4/26, 5/8-11, 6/16)

👤 Has posted a 2.38 ERA (6 ER/22.2 IP) with 12 walks and 31 strikeouts in 22 appearances with the Tides...Since being optioned on 6/17, has worked six scoreless appearances (6.0 IP) with two hits and three walks while striking out eight...Holding opponents to a .105 AVG and a 0.83 WHIP in those games

👤 Struck out five batters on 6/16 at TB, the most by a primary O's reliever this season

👤 In 33 career MLB appearances (5 GS), has limited right-handed hitters to a .230 (20-for-87) clip compared to .329 (24-for-73) against left handers

65 • GREGORY SOTO • LHP

0-2 • 3.67 ERA • 43 G

WHIP: 1.22

K/9: 10.49

BB/9: 3.93

vs. ALL: .214 (27-for-126)

vs. LHB: .148 (8-for-54)

vs. RHB: .264 (19-for-72)

👤 Made his team-leading 43<sup>rd</sup> appearance on 7/19 at TB...Entered the game with the bases loaded and allowed two of the three runners he inherited to score on an RBI fielder's choice by Jonathan Aranda followed by a throwing error by Ryan O'Hearn...Has allowed three of his last four inherited runners to score after stranding his previous eight inherited runners

👤 Has retired 67.4 percent (29-of-43) of first batters faced...Has allowed five hits, five walks, and hit four batters in those spots this season

👤 Completed 1.0 inning in one of his seven appearances this month (1.0 IP, 7/10 [G2] vs. NYM)

👤 Since 6/4, left-handed hitters are 0-for-19 with 12 strikeouts against him, but has issued two walks and hit three lefties during that time

👤 Suffered his first blown save of the year after allowing one run on one walk with one strikeout on 6/24 vs. TEX

👤 Opponents are slashing .130/.284/.204 (7-for-54) over his last 22 appearances since 5/25 after batting .327/.382/.531 (16-for-49) in his 14 prior outings

👤 His 18 holds are the second most in his career (2023; 24 HLD)

👤 Has a 47.1 percent whiff rate on his slider, but both of the homers he has allowed this season have come on the offering

86 • GRANT WOLFRAM • LHP

1-0 • 11.74 ERA • 6 G

WHIP: 2.48

K/9: 10.57

BB/9: 7.04

vs. ALL: .361 (13-for-36)

vs. LHB: .429 (6-for-14)

vs. RHB: .318 (7-for-22)

👤 Tied career-highs in runs allowed (4) and hits allowed (4) in his outing on 7/21 at CLE...Also walked a career-high three batters and struck out two...Eight of his 10 career runs allowed have come in his last two appearances

👤 Became the third Oriole and first primary pitcher to allow a grand slam this season on 7/18 at TB (last: Emmanuel Rivera, 5/23 [G1] at BOS)

👤 Recalled from Triple-A Norfolk prior to the game on 7/13, marking his fourth stint on the active roster this season (7/10, 6/17, 4/26-27)

👤 Earned his first major league win after firing 2.0 scoreless innings with one hit and a career-high four strikeouts on 7/10 (G1) vs. NYM...Was appointed as the 27<sup>th</sup> player for the doubleheader earlier in the day

👤 Made his MLB debut on 4/26 (G2) at DET, pitching 0.1 inning on one hit with one walk...Allowed an inherited runner to score

👤 Has gone 1-4 with a 3.62 ERA (11 ER/27.1 IP) on eight walks and 29 strikeouts across 24 relief appearances with Norfolk this season...Has 12 straight minor league outings (14.0 IP) without surrendering an earned run since 5/29 (G2)

👤 Was acquired by the Orioles on 4/7 from the Milwaukee Brewers in exchange for minor league OF Daz Cameron and cash considerations

ORIOLES PUBLIC RELATIONS DEPARTMENT 333 W. CAMDEN ST., BALTIMORE, MD 21201 410-547-6150 @ORIOLESPR@ORIOLES.COM @ORIOLESPR



17 • COLTON COWSER • OF (L)		.225 • 8 HR • 18 RBI	
Current Streak: 0-for-last-7 (since 7/21)		2025 High: 4 G (4x, last: 6/29-7/2)	
Last Game: 0-4, K, SB		Road Trip: 4 G, 4-15, BB, 4 K, 2 SB	
⚡	Matched a career high with three hits on Friday at TB (6x, last: 6/27 vs. TB)...Reached base safely 4+ times for the third time in his career (last: 5 TOB, 6/27 vs. TB)		
⚡	Is 9-for-25 (.360) w/RISP since 6/18 after opening the year 0-for-8		
⚡	Has three homers on 0-2 pitches...Joins SD's Manny Machado (4 HR) and DET's Javier Báez/NYM's Francisco Lindor (both 3 HR) as the only major leaguers with at least three homers in an 0-2 count this season...Batting .238 (5-for-21) in 0-2 counts		
⚡	On 7/12 vs. MIA, recorded his first career multi-steal game (2 SB)...Four of his five stolen bases on the season have come since 7/12		
⚡	On 6/30 at TEX, his solo homer had an exit velocity of 113.7 mph, the hardest-hit homer by an Oriole this season...Since the start of 2024, has the three hardest-hit home runs by the Orioles		
⚡	On 6/27 vs. TB, set career highs in runs (4), doubles (3), and times on base (5)		
⚡	On 6/7 at ATH, hit the furthest homer of his career (455 ft.), marking the furthest hit by an Oriole at the time since 8/8/23 vs. HOU (472 ft., Mountcastle)		
⚡	From 3/31-6/1, missed 54 games on the IL due to a left thumb fracture...Team went 20-34 during that time		

2 • GUNNAR HENDERSON • INF (L)		.279 • 11 HR • 35 RBI	
Current Streak: 2 G (2-8; since 7/20)		2025 High: 14 G (6/5-20)	
Last Game: 1-4, R, RBI, SB		Road Trip: 4 G, 4-15, 2 2B, 3B, 2 R, 4 RBI, 2 K, 3 SB	
🔥	Has 17 multi-extra-base hit games since the start of 2024 after doubling and tripling on Friday at TB, tied for the ninth-most such games in the AL in that span		
🔥	Had 90+ hits, 30+ walks, and 10+ SB before the All-Star break for the second straight year...The only other Orioles to do so in consecutive seasons are Brian Roberts (3, 2007-09) and Brady Anderson (2, 1996-97)		
🔥	Slashing .351/.412/.636 (27-for-77) with seven doubles, five home runs, 20 runs scored, and 15 RBI in 20 career games against the Guardians...The 1.048 OPS is his second highest vs. any opponent (highest: LAA, 1.203)		
🔥	His .346 (9-for-26) batting average with runners in scoring position and two outs ranks sixth in the AL (min. 25 AB)		
🔥	Is 14-for-41 (.341) with nine RBI off lefties since 6/7...Opened the year 10-for-72 (.139)		
🔥	On 7/10 (G1) vs. NYM, hit his first career pinch-hit homer...Was the first go-ahead pinch-hit home run in the eighth inning or later by an Oriole since Hyun Soo Kim (9/28/16 at TOR)		
🔥	On 6/30 at TEX, drove in all four of his runs in extra innings, becoming the first Oriole in team history with four RBI in extra innings without hitting a grand slam		
🔥	On 6/27 vs. TB, tallied his fifth career game with at least one triple and one home run (last: 5/9 at LAA, 3B & HR)...Since 2023, his five such games are tied for third most in MLB behind LAD's Shohei Ohtani and CIN's Elly De La Cruz (both 7 G)		
🔥	From 6/5-20, hit safely in a career-high-tying 14 straight games (also 6/6-21/24)		
🔥	On 5/30 vs. CWS, recorded his 400 <sup>th</sup> career hit, becoming the sixth Oriole to do so before turning 24, (Machado, Ripken, Jr., Murray, Powell, & B. Robinson)		

7 • JACKSON HOLLIDAY • INF (L)		.260 • 13 HR • 39 RBI	
Current Streak: 3 G (5-13; since 7/19)		2025 High: 10 G (5/14 [G2]-5/24 [G1])	
Last Game: 2-4, R, K		Road Trip: 4 G, 5-17, HR, 4 R, RBI, BB, 3 K	
🔥	Blasted his second career leadoff homer on Sunday at TB (last: 5/31 vs. CWS)...Nine of his 13 homers this year have come while being slotted first in the lineup		
🔥	Is 10-for-24 (.417) with one double and two homers in seven career games vs. CLE		
🔥	His 90 hits this year were the third most by an Oriole aged 21 or younger prior to the All-Star break, trailing Manny Machado (128 H, 2013) and Eddie Murray (97 H, 1977)		
🔥	Has an .827 OPS in 42 games at OPACY compared to a .639 OPS in 50 road games		
🔥	Ranks among AL second basemen in hits (2 <sup>nd</sup> , 95), triples (T-2 <sup>nd</sup> , 2), total bases (3 <sup>rd</sup> , 152), extra-base hits (3 <sup>rd</sup> , 29), batting average (5 <sup>th</sup> , .260), and steals (5 <sup>th</sup> , 9)		
🔥	Slashing .384/.422/.580 (53-for-138) with 15 XBH (9 2B, 6 HR) from innings 1-3, and .185/.242/.317 (42-for-227) with 14 XBH (5 2B, 2 3B, 7 HR) from the fourth inning on		
🔥	On 7/6 at ATL, had a career-high-tying four hits (also 8/16/24 vs. BOS)...Also had a career-high-tying two extra-base hits (6x, last: 6/23 vs. TEX)		
🔥	From 6/14-30, reached base safely in a career-best 15 straight games		
🔥	From 5/14 (G2)-5/24 (G1), had a career-best 10 game hitting streak		

70 • ALEX JACKSON • C (R)		.200 • 1 HR • 2 RBI	
Current Streak: 0-for-last-6 (since 7/20)		2025 High: 1 G (2x, last: 7/20)	
Last Game: 0-3, K		Road Trip: 3 G, 1-8, HR, R, RBI, 4 K	
⚡	Launched his first homer of the season on Sunday at TB, a 405-foot solo shot to left field in the third inning...Marked his first longball since 7/27/24 vs. CIN (w/TB)		
⚡	On 7/10 (G2) vs. NYM, had a career-high-tying two doubles (also 7/12/24 vs. CLE)		
⚡	On 7/8 vs. NYM, made his Orioles debut in the 10 <sup>th</sup> inning...Became the sixth different player to appear at catcher this season for the O's, tying the franchise record (1986, 1962, 1960)		
⚡	On 7/6, was acquired from NYY in exchange for international bonus pool space and a player to be named later or cash considerations		
⚡	Hit .226/.308/.463 (37-for-164) with seven doubles, one triple, 10 home runs, 31 runs scored, and 34 RBI in 44 games with Triple-A Scranton/Wilkes-Barre		
⚡	Prior to making his season debut on 7/8 vs. NYM, he last appeared in the majors with TB on 8/30/24 before being designated for assignment on 9/5/24		

12 • RAMÓN LAUREANO • OF (R)		.280 • 12 HR • 40 RBI	
Current Streak: 1 G (2-4; since 7/21)		2025 High: 6 G (6/23-30)	
Last Game: 2-4, HR, R, 4 RBI		Road Trip: 4 G, 3-14, HR, R, 5 RBI, 4 K	
🍌	Yesterday at CLE, recorded 4+ RBI for the first time since 8/4/22 at LAA (w/ OAK) and for the sixth time in his career...Notched a two-run single in the first inning and connected on a two-run homer in the third		
🍌	Is 14-for-83 (.169) in 22 career games against CLE, but 10 of his 14 hits have gone for extra bases (5 2B, 5 HR)		
🍌	Is 16-for-43 (.372) with RISP since 5/16...Opened the year 1-for-25 (.040) with RISP		
🍌	Slashing .324/.386/.581 (44-for-136) in 41 night games compared to .213/.276/.404 (19-for-89) in 31 day games		
🍌	His .931 OPS against right-handers is the second highest by a right-handed hitter in the AL (min. 160 PA) behind NYY's Aaron Judge (1.144)		
🍌	His seven outfield assists are tied for fifth in MLB...Since 2018, his 56 outfield assists are third in MLB behind Teoscar Hernandez (69) and Hunter Renfroe (65)		
🍌	On 6/30 at TEX, tied career highs in hits (4) and doubles (3)...Marked his fifth four-hit game (last: 5/16/25 vs. WSH) and second three-double effort (6/21/24 at NYY)		
🍌	From 5/21-6/5, missed 14 games on the 10-day Injured List (left ankle sprain)		

16 • COBY MAYO • INF (R)		.195 • 1 HR • 9 RBI	
Current Streak: 0-for-last-12 (since 6/30)		2025 High: 4 G (6/27-30)	
7/18 at TB: 0-3		Road Trip: 1 G, 0-3	
⚡	Is 11-for-46 (.239) with four doubles, one homer, and eight RBI in 16 games since 6/14		
⚡	Is 7-for-30 (.233) off southpaws...Hit .500 (11-for-22) with three doubles, one triple, five home runs and 10 RBI against left-handed pitchers with Triple-A Norfolk		
⚡	On 7/1 at TEX, had his career-high four-game hitting streak snapped after striking out as a pinch-hitter		
⚡	On 6/27 vs. TB, hit his first major league home run in the eighth inning and set a career high with four RBI...Had driven in four total runs in his career entering 6/27		

31 • CEDRIC MULLINS • OF (L)		.216 • 13 HR • 42 RBI	
Current Streak: 0-for-last-4 (since 7/21)		2025 High: 6 G (4/18-24)	
Last Game: 0-3, K		Road Trip: 4 G, 2-12, RBI, 5 K	
⚡	Notched a pinch-hit RBI single in the ninth inning on Saturday at TB to make it a one-run game...Improved to .333 (11-for-33) as a pinch hitter in his career and marked his first pinch hit since 8/30/24 at COL		
⚡	Is one home run shy of 100 for his career...With his next home run, he would become the third Oriole to reach 100 career homers and 100 stolen bases, joining Brady Anderson (209 HR, 307 SB) and Paul Blair (126 HR, 167 SB)		
⚡	Owns an .854 OPS vs. LHP, the fourth-highest mark by any left-handed hitter in the AL (min. 80 PA)...Has three homers off lefties this year after having one last season		
⚡	His 4.23 pitches/PA are third in the AL (HOU's Paredes: 4.41 & LAA's Trout: 4.40)		
⚡	Owns a career-high 9.9 percent walk rate...Has never had a walk rate above 9.5 percent (2023) in his career		
⚡	From 7/8-11, stole a base in three straight games (w/1+ PA) for the third time in his career (4 G, 8/26-30 & 3 G, 4/13-15/23)		
⚡	On 7/5 at ATL, reached base three times (2B, 2 BB) for the first time since 4/28 vs. NYY		
⚡	Reinstated from the 10-day Injured List (right hamstring strain) on 6/10...Was placed on the 10-day IL on 5/30, retroactive to 5/29		

32 • RYAN O'HEARN • INF/OF (L)		.278 • 12 HR • 36 RBI	
Current Streak: 0-for-last-5 (since 7/21)		2025 High: 10 G (5/21-31)	
Last Game: 0-4, R, K		Road Trip: 4 G, 2-15, HR, 2 R, 2 RBI, BB, 4 K	
⚡	Made the start at DH in his first career All-Star Game on Tuesday and went 0-for-2... Became the second O's designated hitter in franchise history to be voted an All-Star starter, joining Nelson Cruz (2014)		
⚡	His five OAA lead the Orioles...Has recorded five OAA at first base, tied for second most among AL first basemen with MIN's Ty France behind CLE's Carlos Santana (8)		
⚡	Hitting .313 (46-for-147) with six doubles and seven home runs off fastballs		
⚡	Is 18-for-36 (.500) with five doubles and four homers on the first pitch of an at-bat		
⚡	Is 1-for-22 (.045) vs. left-handed pitchers since 6/1...Began the year 10-for-29 (.345)		
⚡	Since 2019, ranks among all qualified MLB PHs in OPS (2 <sup>nd</sup> , .885), SLG (2 <sup>nd</sup> , .500), OBP (3 <sup>rd</sup> , .385), and hits (4 <sup>th</sup> , 30)		
⚡	From 7/5-10 (G2), drew 1+ walk in a career-high five straight games, tied with Cedric Mullins (4/12-17) for the longest run by an Oriole this year		
⚡	On 6/25 vs. TEX, capped off back-to-back-to-back homers (7 <sup>th</sup> inn.), the O's first time accomplishing the feat since 8/6/17 vs. DET (Schoop, Davis, Mancini)		
⚡	From 5/21-31, hit safely in a career-best 10 straight games...From 5/14 (G2)-6/3, reached base safely in a career-high 19 straight games		

9 • TYLER O'NEILL • OF (R)		.177 • 3 HR • 11 RBI	
Current Streak: 0-3 (since 7/21)		2025 High: 2 G (3x, last: 7/19-20)	
Last Game: 0-3		Road Trip: 3 G, 2-11, 2 2B, R, K	
⚡	In nine games since returning from the IL on 7/4, is 5-for-33 (.152) with two doubles and one home run		
⚡	Has registered five outfield assists in 33 games this season after totaling four in 2024		
⚡	Nine of his 20 hits this season have gone for extra bases (5 2B, 1 3B, 3 HR)...Five of his nine extra-base hits (3 2B, 3B, HR) have come off fastballs		
⚡	On 7/5 at ATL, snapped a 12-game homerless stretch, his first homer since 4/13 vs. TOR		
⚡	On 7/4, was reinstated from the 10-day Injured List (left shoulder impingement)...Placed on the IL on 5/16...Marked his second stint on the IL this season (also 4/24-5/8, neck inflammation)		
⚡	On 3/27 at TOR, homered for a sixth consecutive Opening Day, an MLB record...Reached base safely a career-high five times, becoming the first player to reach base safely five times in his first game with the club in team history (since 1954)		

25 • JACOB STALLINGS • C (R)		.136 • 0 HR • 8 RBI	
Current Streak: 0-for-last-12 (since 7/10 [G1])		2025 High: 4 G (4/20 [G2]-25)	
7/19 at TB: 0-3, K		Road Trip: 2 G, 0-5, 2 K	
⚡	Is six hits shy of 400 for his career		
⚡	On 7/5 at ATL, delivered a two-run double in the 10 <sup>th</sup> inning for his first hit and RBI with the O's...Entered in the fifth inning after Gary Sánchez left due to injury		
⚡	On 7/1 at TEX, made his Orioles debut as a pinch hitter...Had his contract selected from Triple-A Norfolk earlier that day...Signed to a minors deal on 6/24		
⚡	On 6/6, was released by COL after going 12-for-84 (.143) with three doubles, six RBI, and four runs scored in 29 games		

29 • RAMÓN URÍAS • INF (R)		.244 • 6 HR • 29 RBI	
Current Streak: 0-for-last-3 (since 7/19)		2025 High: 11 G (5/17-28)	
7/20 at TB: 0-2, K (Def. in 3 <sup>rd</sup> )		Road Trip: 2 G, 2-6, 2 2B, 2 K	
🌀	Snapped an 0-for-22 skid at the plate on Saturday at TB with a double in the fifth inning...Registered his first multi-double game since 7/19/23 vs. LAD and the eighth such effort of his career		
🌀	Owned a 9.8 percent walk rate through his first 40 games but has walked twice in 28 games since 6/8, recording a 2.1 percent walk rate (2 BB/97 PA) in that span		
🌀	Is 2-for-7 (.286) with two RBI as a pinch-hitter this year...His career .378 (14-for-37) average as a pinch-hitter is fourth highest among all active MLB players (min. 30 AB) behind MIN's Ryan Jeffers (.400, 12-for-30) and SD's Jose Iglesias/TOR's Ernie Clement (both .382, 13-for-34)		
🌀	From 5/17-28, hit safely in a career-best 11 straight games		
🌀	On 5/14, was reinstated from the 10-day Injured List (right hamstring strain)...Was placed on the IL on 5/3 (retro to 5/1)		

52 • LUIS VÁZQUEZ • INF (R)		.077 • 0 HR • 1 RBI	
Current Streak: 0-4 (since 7/10 [G1])		2025 High: 1 G (6/30)	
7/18 at TB: 0-0 (Def. in 8 <sup>th</sup> )		Road Trip: 1 G, 0-0	
⚡	On 7/1 at TEX, made his third pitching appearance of the year, the most by a primary Orioles position player in a season since 2019 (Wilkerson, 4 G)...Has thrown 3.1 scoreless frames this year		
⚡	On 6/30 at TEX, recorded his first hit, RBI, and run scored as an Oriole		
⚡	On 6/14 vs. LAA, made his Orioles debut as a pinch-runner...Had his contract selected from Triple-A Norfolk on 6/10...Acquired by the O's from the Cubs on 1/31		

11 • JORDAN WESTBURG • INF (R)		.262 • 10 HR • 21 RBI	
Current Streak: 3 G (6-12; since 7/19)		2025 High: 7 G (6/27-7/11)	
Last Game: 1-4, R, 2 K		Road Trip: 4 G, 6-16, 2B, 3 R, 3 K	
⚡	Tallied at least two straight multi-hit games from 7/19-20 for the first time since 7/29/24 (G1)-(G2) after Sunday's two-hit effort and Saturday's three-hit performance at TB...In 25 games since returning from the Injured List on 6/10, is batting .308 (28-for-91) with four doubles, six home runs, 15 RBI, and a .907 OPS		
⚡	Slashing .315/.375/.589 (23-for-73) in 19 day games compared to .227/.267/.391 (25-for-110) in 29 night games		
⚡	Has a team-best six homers this season with two outs ahead of Ryan O'Hearn (4 HR)		
⚡	Is 30-for-89 (.337) with a 1.060 OPS in 22 O's wins, compared to 18-for-94 (.191) with a .517 OPS in 26 Baltimore losses		
⚡	From 6/27-7/12, hit safely in a season-high seven straight games		
⚡	On 7/5 at ATL, his 461-foot home run was the furthest by an Oriole since Ryan Mountcastle on 8/8/23 vs. HOU (472 ft.)...Homered in consecutive games from 7/4-5 for the third time in his career (last: 6/10-11/25)		
⚡	From 4/27-6/9, missed 38 games on the 10-day Injured List (left hamstring strain)		





ADDITIONAL HITTER INFO

			MULTI-HIT GAMES					MULTI-RBI GAMES						LAST HR (DATE/PITCHER)		MULTI-HR GAMES		
	vs. LHP	vs. RHP	2	3	4	5	TOTAL	2	3	4	5	6+	TOTAL			2025	CAREER	LAST (HRS)
Colton Cowser	.162	.246	3	2	-	-	5	2	2	-	-	-	4	7/5/25 at ATL (Dodd)		-	2	9/20/24 vs. DET (2)
Gunnar Henderson	.212	.311	24	4	1	-	29	7	-	1	-	-	8	7/10/25 (G1) vs. NYM (Stanek)		-	2	6/21/24 at HOU (2)
Jackson Holliday	.239	.267	14	8	1	-	23	5	1	2	-	-	8	7/20/25 at TB (Pepiot)	1	1		5/4/25 vs. KC (2)
Alex Jackson	.500	.154	1	-	-	-	1	-	-	-	-	-	-	7/20/25 at TB (Pepiot)		-	-	-
Ramón Laureano	.243	.298	11	3	2	-	16	5	3	1	-	-	9	7/21/25 at CLE (Bibee)	1	5		4/19/25 vs. CIN (2)
Coby Mayo	.233	.173	3	-	-	-	3	-	-	1	-	-	1	6/27/25 vs. TB (Caballero)		-	-	-
Cedric Mullins	.288	.192	14	1	-	-	15	5	2	2	1	-	10	7/4/25 at ATL (Strider)	1	6		3/27/25 at TOR (2)
Ryan O'Hearn	.216	.291	15	4	1	-	20	5	3	-	-	-	8	7/20/25 at TB (Pepiot)		-	2	8/25/19 at CLE (2)
Tyler O'Neill	.103	.201	1	1	1	-	3	1	1	-	-	-	2	7/5/25 at ATL (Bummer)		-	12	9/9/24 vs. BAL (2)
Jacob Stallings	.057	.173	1	-	-	-	1	2	1	-	-	-	3	9/15/24 vs. CHC (Hendricks)		-	-	-
Ramón Urías	.254	.240	12	3	-	-	15	4	1	-	-	-	5	6/24/25 vs. TEX (Martin)		-	1	7/15/22 at TB (2)
Luis Vázquez	.111	.000	-	-	-	-	-	-	-	-	-	-	-	-		-	-	-
Jordan Westburg	.260	.263	6	5	1	-	12	4	2	-	-	-	6	7/10/25 (G2) vs. NYM (Waddell)	1	1		3/29/25 at TOR (2)

O's HITTERS															2025 vs. CLEVELAND GUARDIANS															CAREER vs. CLEVELAND GUARDIANS														
PLAYER	G	AB	R	H	2B	3B	HR	RBI	BB	IBB	SO	AVG	OBP	SLG	G	AB	R	H	2B	3B	HR	RBI	BB	IBB	SO	AVG	OBP	SLG																
Colton Cowser	1	4	0	0	0	0	0	0	0	0	1	.000	.000	.000	7	22	5	6	1	0	1	3	4	0	7	.273	.385	.455																
Gunnar Henderson	4	16	4	5	2	0	1	2	0	0	4	.313	.313	.625	20	77	20	27	7	0	5	15	8	0	17	.351	.412	.636																
Jackson Holliday	3	11	2	4	0	0	1	4	0	0	3	.364	.364	.636	7	24	6	10	1	0	2	7	2	0	7	.417	.481	.708																
Alex Jackson	1	3	0	0	0	0	0	0	0	0	1	.000	.000	.000	2	7	2	2	2	0	0	0	0	0	2	.286	.286	.571																
Ramón Laureano	4	11	2	3	0	0	2	5	0	0	2	.273	.273	.818	22	83	8	14	5	0	5	10	4	0	26	.169	.207	.410																
Coby Mayo															3	9	1	0	0	0	0	0	2	0	5	.000	.182	.000																
Cedric Mullins	4	11	3	3	1	0	1	1	4	0	3	.273	.467	.636	32	105	17	25	5	0	7	9	16	0	27	.238	.350	.486																
Ryan O'Hearn	4	11	3	5	0	0	2	4	1	0	2	.455	.500	1.000	58	174	22	38	10	1	9	27	21	1	49	.218	.306	.443																
Tyler O'Neill	2	7	0	0	0	0	0	0	0	0	2	.000	.000	.000	11	39	6	7	0	0	2	3	3	0	16	.179	.238	.333																
Jacob Stallings															10	33	4	10	2	0	0	5	2	0	11	.303	.343	.364																
Ramón Urías	2	4	1	1	0	0	0	1	2	0	2	.250	.429	.250	18	50	8	10	1	1	2	6	4	0	16	.200	.281	.380																
Luis Vázquez																																												
Jordan Westburg	3	12	2	1	0	0	0	0	1	0	4	.083	.154	.083	9	32	3	7	2	0	0	2	3	0	14	.219	.286	.281																

O's PITCHERS															2025 vs. CLEVELAND GUARDIANS															CAREER vs. CLEVELAND GUARDIANS														
PLAYER	W	L	SV	G	GS	INN	H	R	ER	HR	BB	K	ERA	AVG	W	L	SV	G	GS	INN	H	R	ER	HR	BB	K	ERA	AVG																
Félix Bautista	0	0	0	1	0	1.0	1	0	0	0	1	2	0.00	.250	1	0	2	6	0	6.0	1	0	0	0	2	5	0.00	.053																
Yennier Cano	0	0	0	1	0	1.0	0	0	0	0	1	1	0.00	.000	0	1	1	7	0	6.1	8	4	4	0	2	4	5.68	.333																
Seranthony Domínguez	0	0	0	1	0	0.1	0	0	0	0	0	1	0.00	.000	0	0	0	3	0	2.1	1	1	1	1	1	3	3.86	.125																
Andrew Kittredge															0	0	0	10	0	10.1	10	1	1	0	3	6	0.87	.250																
Dean Kremer	1	0	0	1	1	5.1	4	1	1	1	1	2	1.69	.200	1	3	0	5	5	23.1	26	18	14	2	6	12	5.40	.277																
Corbin Martin	0	0	0	1	0	1.0	1	1	1	1	1	1	9.00	.250	0	0	0	1	0	1.0	1	1	1	1	1	1	9.00	.250																
Charlie Morton	0	1	0	1	1	5.0	7	5	5	1	3	2	9.00	.368	4	3	0	8	8	47.2	39	17	17	6	18	47	3.21	.227																
Trevor Rogers															0	1	0	2	2	9.1	8	6	6	2	7	8	5.79	.242																
Colin Selby	0	1	0	1	0	1.1	3	1	1	1	0	0	6.75	.429	0	1	0	1	0	1.1	3	1	1	1	0	0	6.75	.429																
Gregory Soto	0	0	0	1	0	0.1	2	0	0	0	0	1	0.00	.667	1	1	9	27	1	28.0	25	10	9	2	15	27	2.89	.240																
Tomoyuki Sugano	1	0	0	2	2	10.2	11	6	5	3	4	7	4.22	.256	1	0	0	2	2	10.2	11	6	5	3	4	7	4.22	.256																
Grant Wolfram	0	0	0	1	0	2.0	4	4	4	0	3	2	18.00	.400	0	0	0	1	0	2.0	4	4	4	0	3	2	18.00	.400																
Brandon Young																																												

RECENT TRANSACTIONS

DATE	TRANSACTION
7/21	<b>C Adley Rutschman</b> (left oblique strain) began a rehab assignment with Triple-A Norfolk.
7/20	<b>LHP Keegan Akin</b> (left shoulder inflammation) began a rehab assignment with the FCL Orioles.
7/19	Transferred the rehab assignment of <b>LHP Cade Povich</b> (left hip inflammation) to Triple-A Norfolk.
7/18	Signed <b>RHP Corbin Martin</b> to a one-year major league contract for the 2025 season... <b>C Chadwick Tromp</b> (low back strain) began a rehab assignment with Single-A Delmarva...Transferred the rehab assignment of <b>RHP Zach Eflin</b> (low back discomfort) to the FCL Orioles.
7/17	<b>RHP Corbin Martin</b> elected free agency in lieu of accepting an outright assignment to Triple-A Norfolk.
7/16	Claimed <b>RHP Elvin Rodríguez</b> ² off waivers from the Milwaukee Brewers and optioned him to Triple-A Norfolk.
7/14	<b>C David Bañuelos</b> cleared outright waivers and accepted an assignment to Triple-A Norfolk.
7/13	Recalled <b>C David Bañuelos</b> from Triple-A Norfolk...Placed <b>RHP Scott Blewett</b> (right elbow discomfort) on the 15-day Injured List... <b>RHP Zach Eflin</b> (low back discomfort) began a rehab assignment with Double-A Chesapeake... <b>LHP Cade Povich</b> (left hip inflammation) began a rehab assignment with High-A Aberdeen.
7/11	Recalled <b>LHP Grant Wolfram</b> from Triple-A Norfolk...Designated <b>RHP Corbin Martin</b> for assignment
7/10	Acquired a Competitive Balance Round A pick (No. 37) in the 2025 First-Year Player Draft from the Tampa Bay Rays in exchange for <b>RHP Bryan Baker</b> ...Appointed <b>LHP Grant Wolfram</b> from Triple-A Norfolk as the 27 <sup>th</sup> man for the doubleheader...Selected the contract of <b>C David Bañuelos</b> from Triple-A Norfolk...Recalled <b>RHP Colin Selby</b> from Triple-A Norfolk (between DH games)...Optioned <b>C David Bañuelos</b> ¹ to Triple-A Norfolk (between DH games)...Returned <b>LHP Grant Wolfram</b> to Triple-A Norfolk (postgame G2).
7/6	Selected the contract of <b>C Alex Jackson</b> from Triple-A Norfolk...Placed <b>C Gary Sánchez</b> (right knee sprain) on the 10-day Injured List...Transferred <b>INF Jorge Mateo</b> (left hamstring strain) to the 60-day Injured List.
7/4	Reinstated <b>OF Tyler O'Neill</b> (left shoulder impingement) from the 10-day Injured List... <b>RHP Matt Bowman</b> cleared outright waivers and accepted an assignment to Triple-A Norfolk.
7/2	Recalled <b>RHP Yennier Cano</b> from Triple-A Norfolk...Selected the contract of <b>RHP Corbin Martin</b> from Triple-A Norfolk...Placed <b>LHP Keegan Akin</b> (left shoulder inflammation) on the 15-day Injured List, retroactive to 7/1...Designated <b>RHP Matt Bowman</b> for assignment...Optioned <b>OF Dylan Carlson</b> ⁴ to Triple-A Norfolk (postgame).
7/1	Recalled <b>OF Dylan Carlson</b> from Triple-A Norfolk...Selected the contract of <b>C Jacob Stallings</b> from Triple-A Norfolk...Placed <b>C Chadwick Tromp</b> (lower back strain) on the 10-day Injured List...Designated <b>INF Emmanuel Rivera</b> for assignment... <b>RHP Kyle Tyler</b> elected free agency in lieu of accepting an outright assignment to Triple-A Norfolk...Transferred the rehab assignment of <b>OF Tyler O'Neill</b> (left shoulder impingement) to Triple-A Norfolk.
6/30	Recalled <b>RHP Brandon Young</b> from Triple-A Norfolk...Placed <b>RHP Zach Eflin</b> (low back discomfort) on the 15-day Injured List, retroactive to 6/29.
6/29	Selected the contract of <b>RHP Matt Bowman</b> from Triple-A Norfolk...Optioned <b>RHP Kade Strowd</b> ³ to Triple-A Norfolk...Reinstated <b>RHP Luis F. Castillo</b> from the minor league 7-day Injured List and designated him for assignment.
6/28	Selected the contract of <b>INF Emmanuel Rivera</b> from Triple-A Norfolk...Optioned <b>OF Dylan Carlson</b> ³ to Triple-A Norfolk...Designated <b>RHP Kyle Tyler</b> for assignment.

EUTAW STREET HOME RUNS

DATE	PLAYER (Team)	OPP. (Pitcher)	DISTANCE
6/28	Jonathan Aranda (TB)	BAL (Eflin)	467 ft.
4/29	Trent Grisham (NYY)	BAL (Gibson)	399 ft.
4/19	Jake Fraley (CIN)	BAL (Young)	421 ft.
2025 totals - 3 (0 by Orioles, 3 by opponents)			
*Total since 1992 - 134 (64 by Orioles, 70 by opponents)			

O's CHALLENGES

TEAM	TOTAL	WON	LOST	SUCCESS RATE
Orioles	33	14	19	42%
Opponents	20	12	8	60%
Last by O's: 7/19 at TB (T8)		Batter/Runner: Westburg		Force Play (1B)
Last by Opp.: 7/4 at ATL (B5)		Batter/Runner: Acuña Jr.		Force Play (1B)
				Out/Overturned
				Out/Stands

RECORD BY POSITION

PLAYER	C	1B	2B	3B	SS	LF	CF	RF	DH
Dylan Carlson	-	-	-	-	-	11-10	2-1	3-4	-
Colton Cowser	-	-	-	-	-	14-14	6-5	-	0-1
Maverick Handley	7-7	-	-	-	-	-	-	-	-
Gunnar Henderson	-	-	-	-	37-46	-	-	-	2-4
Jackson Holliday	-	-	35-47	-	4-1	-	-	-	2-1
Alex Jackson	2-2	-	-	-	-	-	-	-	-
Heston Kjerstad	-	-	-	-	-	10-15	-	10-10	1-0
Ramón Laureano	-	-	-	-	-	7-14	0-1	18-16	2-3
Jorge Mateo	-	-	1-4	-	0-8	1-0	4-2	-	-
Coby Mayo	-	10-6	-	0-2	-	-	-	-	3-2
Ryan Mountcastle	-	15-28	-	-	-	-	-	-	1-3
Cedric Mullins	-	-	-	-	-	-	32-46	-	1-1
Ryan O'Hearn	-	18-18	-	-	-	0-2	-	4-9	13-17
Tyler O'Neill	-	-	-	-	-	1-0	-	9-16	2-3
Emmanuel Rivera	-	1-3	-	7-7	-	-	-	-	1-0
Adley Rutschman	22-27	-	-	-	-	-	-	-	6-8
Jacob Stallings	3-5	-	-	-	-	-	-	-	-
Gary Sánchez	8-11	-	-	-	-	-	-	-	3-4
Chadwick Tromp	2-3	-	-	-	-	-	-	-	-
Ramón Urías	-	-	1-0	28-31	-	-	-	-	1-1
Luis Vázquez	-	-	-	-	3-0	-	-	-	-
Jordan Westburg	-	-	7-4	9-15	-	-	-	-	6-7

RECORD BY BATTING ORDER

PLAYER	1	2	3	4	5	6	7	8	9
Dylan Carlson	-	-	-	-	1-0	1-2	-	9-5	5-8
Colton Cowser	2-2	-	-	-	1-0	14-14	2-2	1-1	0-1
Maverick Handley	-	-	-	-	-	-	-	0-1	7-6
Gunnar Henderson	6-7	5-9	28-33	0-1	-	-	-	-	-
Jackson Holliday	27-30	0-1	-	-	-	3-4	1-5	5-3	5-6
Alex Jackson	-	-	-	-	-	-	-	-	2-2
Heston Kjerstad	-	-	-	-	1-1	9-5	4-10	7-8	0-1
Ramón Laureano	0-1	3-3	2-1	2-7	11-13	3-3	3-1	1-3	2-2
Jorge Mateo	-	-	-	-	-	-	2-1	1-3	3-10
Coby Mayo	-	-	-	-	1-0	1-0	6-6	2-4	3-0
Ryan Mountcastle	-	0-6	1-1	7-10	3-6	2-4	2-2	1-2	-
Cedric Mullins	7-11	-	1-0	1-1	3-6	4-3	5-13	9-10	3-3
Ryan O'Hearn	-	0-1	5-5	22-24	7-15	0-1	-	1-0	-
Tyler O'Neill	-	1-0	1-3	1-3	3-4	2-5	2-4	2-0	-
Emmanuel Rivera	-	-	-	-	1-0	2-0	4-1	0-6	2-3
Adley Rutschman	0-1	22-23	5-7	1-3	0-1	-	-	-	-
Jacob Stallings	-	-	-	-	-	-	-	-	3-5
Gary Sánchez	-	-	-	2-1	1-4	2-3	5-4	1-3	-
Chadwick Tromp	-	-	-	-	-	-	-	-	2-3
Ramón Urías	-	4-3	-	2-2	8-4	1-8	6-4	4-6	5-5
Luis Vázquez	-	-	-	-	-	-	1-0	-	2-0
Jordan Westburg	2-3	9-9	1-5	6-3	3-1	0-3	1-2	-	-

2025 BY THE NUMBERS			
	HOME	AWAY	TOTAL
Overall	22-25	22-30	44-55
MONTH	HOME	AWAY	TOTAL
March (5)	1-0	2-2	3-2
April (25)	6-7	3-9	9-16
May (27)	4-10	5-8	9-18
June (27)	8-5	8-6	16-11
July (25)	3-3	4-5	7-8
August (28)	-	-	-
September (25)	-	-	-
TOTAL (162)	22-25	22-30	44-55
DAY OF WEEK	HOME	AWAY	TOTAL
Monday (14)	4-0	2-3	6-3
Tuesday (23)	0-6	2-5	2-11
Wednesday (25)	3-5	2-5	5-10
Thursday (18)	3-3	4-1	7-4
Friday (26)	3-2	3-5	8-7
Saturday (28)	4-4	5-6	9-10
Sunday (27)	3-5	4-5	7-10
TOTAL (162)	22-25	22-30	44-55
VS. AL EAST	HOME	AWAY	TOTAL
Boston Red Sox (13)	1-2	2-2	3-4
New York Yankees (13)	2-1	1-2	3-3
Tampa Bay Rays (13)	2-1	3-4	5-5
Toronto Blue Jays (13)	1-1	2-2	3-3
TOTAL (52)	6-5	8-10	14-15
VS. AL CENTRAL	HOME	AWAY	TOTAL
Chicago White Sox (7)	3-0	-	3-0
Cleveland Guardians (7)	2-1	0-1	2-2
Detroit Tigers (6)	1-2	0-3	1-5
Kansas City Royals (6)	1-2	1-2	2-4
Minnesota Twins (6)	0-3	0-3	0-6
TOTAL (32)	7-8	1-9	8-17
VS. AL WEST	HOME	AWAY	TOTAL
Houston Astros (7)	-	-	-
Los Angeles Angels (6)	3-0	2-1	5-1
Oakland Athletics (6)	-	1-2	1-2
Seattle Mariners (6)	-	3-0	3-0
Texas Rangers (7)	1-2	1-2	2-4
TOTAL (32)	4-2	7-5	11-7
VS. NL EAST	HOME	AWAY	TOTAL
Atlanta Braves (3)	-	3-0	3-0
Miami Marlins (3)	1-2	-	1-2
New York Mets (3)	2-1	-	2-1
Philadelphia Phillies (3)	-	-	-
Washington Nationals (4)	0-3	1-2	1-5
TOTAL (16)	3-6	4-2	7-8
VS. NL CENTRAL	HOME	AWAY	TOTAL
Chicago Cubs (3)	-	-	-
Cincinnati Reds (3)	1-2	-	1-2
Milwaukee Brewers (3)	-	1-2	1-2
Pittsburgh Pirates (3)	-	-	-
St. Louis Cardinals (3)	1-2	-	1-2
TOTAL (15)	2-4	1-2	3-6
VS. NL WEST	HOME	AWAY	TOTAL
Arizona Diamondbacks (3)	-	1-2	1-2
Colorado Rockies (3)	-	-	-
Los Angeles Dodgers (3)	-	-	-
San Diego Padres (3)	-	-	-
San Francisco Giants (3)	-	-	-
TOTAL (15)	-	1-2	1-2

BALTIMORE ORIOLES - WALK-OFF AND MISC. HOME RUNS

Baltimore Orioles Walk-off Wins							
Date	Score	Batter/runner	Action	RBI	Pitcher	INN	OUTS
-	-	-	-	-	-	-	-

Opponent Walk-off Wins							
Date	Score	Batter/Runner	Action	RBI	Pitcher	INN	OUTS
5/24 (G1)	BAL 5 @ BOS 6	Rafael Devers	1B	1	Gregory Soto	10	1

Baltimore Orioles Back-to-Back Home Runs							
Date	Score	Batters	Pitcher	INN	OUTS		
6/24	TEX 6 @ BAL 5 (10)	Gary Sánchez/Ramón Urías/Ryan O’Hearn	Chris Martin	7	0		
6/14	LAA 5 @ BAL 6	Cedric Mullins/Gary Sánchez	Tyler Anderson	6	0		
6/5	BAL 4 @ SEA 3	Adley Rutschman/Gunnar Henderson	Bryan Woo	6	0		
5/14 (G2)	MIN 8 @ BAL 6	Cedric Mullins/Heston Kjerstad	Simeon Woods Richardson	3	2		
4/19	CIN 5 @ BAL 9	Ramón Laureano/Jordan Westburg	Carson Spiers	7	2		
4/19	CIN 5 @ BAL 9	Cedric Mullins/Gunnar Henderson	Hunter Greene	1	0		
3/27	BAL 12 @ TOR 2	Adley Rutschman/Jordan Westburg	Yariel Rodríguez	8	1		

Opponent Back-to-Back Home Runs							
Date	Score	Batters	Pitcher	INN	OUTS		
5/18	WSH 10 @ BAL 4	Dylan Crews/CJ Abrams	Zach Eflin	2	1		
5/15	MIN 4 @ BAL 0	DaShawn Keirsey Jr./Byron Buxton	Tomoyuki Sugano	3	1		
5/4	KC 11 @ BAL 6	Bobby Witt Jr./Vinnie Pasquantino	Yennier Cano	7	1		
4/29	NYY 15 @ BAL 3	Trent Grisham/Aaron Judge/Ben Rice	Kyle Gibson	1	0		
4/17	CLE 2 @ BAL 6	Daniel Schneemann/Austin Hedges	Tomoyuki Sugano	3	0		
4/9	BAL 0 @ AZ 9	Pavin Smith/Josh Naylor	Dean Kremer	5	1		

Baltimore Orioles Grand Slams							
Date	Score	Batter	Pitcher	INN	OUTS		
6/15	LAA 2 @ BAL 11	Gary Sánchez	Connor Brogdon	7	2		
5/14	MIN 8 @ BAL 6	Cedric Mullins	Simeon Woods Richardson	3	2		
4/16	CLE 1 @ BAL 9	Jackson Holliday	Gavin Williams	2	1		

Opponent Grand Slams							
Date	Score	Batter	Pitcher	INN	OUTS		
7/18	BAL 1 @ TB 11	Yandy Diaz	Grant Wolfram	6	1		
5/23	BAL 5 @ BOS 19	Rafael Devers	Emmanuel Rivera	8	2		
4/20	CIN 24 @ BAL 2	Noelvi Marte	Jorge Mateo	8	2		

Baltimore Orioles Inside-the-Park Home Runs							
Date	Score	Batter	RBI	Pitcher	INN	OUTS	
-	-	-	-	-	-	-	

Opponent Inside-the-Park Home Runs							
Date	Score	Batter	RBI	Pitcher	INN	OUTS	
-	-	-	-	-	-	-	

Baltimore Orioles Pinch-Hit Home Runs							
Date	Score	Batter	RBI	Pitcher	INN	OUTS	
7/10 (G1)	NYM 1 @ BAL 3	Gunnar Henderson	2	Ryne Stanek	8	0	
5/10	BAL 2 @ LAA 5	Ramón Laureano	1	Brock Burke	9	0	

Opponent Pinch-Hit Home Runs							
Date	Score	Batter	RBI	Pitcher	INN	OUTS	
6/18	BAL 8 @ TB 12	Brandon Lowe	2	Yennier Cano	5	2	
5/11	BAL 7 @ LAA 3	Matthew Lugo	1	Félix Bautista	9	2	
5/7	BAL 2 @ MIN 5	Harrison Bader	2	Keegan Akin	7	1	

Baltimore Orioles Leadoff Home Runs							
Date	Score	Batter	Pitcher				
7/20	BAL 5 @ TB 3	Jackson Holliday	Ryan Pepiot				
5/31	CWS 2 @ BAL 4	Jackson Holliday	Davis Martin				
4/19	CIN 5 @ BAL 9	Cedric Mullins	Hunter Greene				
4/3	BOS 8 @ BAL 4	Cedric Mullins	Tanner Houck				
3/29	BAL 9 @ TOR 5	Colton Cowser	Max Scherzer				

Opponent Leadoff Home Runs							
Date	Score	Batter	Pitcher				
6/16	BAL 1 @ TB 7	Josh Lowe	Zach Eflin				
5/24 (G1)	BAL 5 @ BOS 6	Jarren Duran	Zach Eflin				
5/18	WSH 10 @ BAL 4	CJ Abrams	Zach Eflin				
4/29	NYY 15 @ BAL 3	Trent Grisham	Kyle Gibson				
4/23	BAL 3 @ WSH 4	James Wood	Tomoyuki Sugano				

LAST TIME IT HAPPENED	
<b>BATTING</b>	
Eutaw St. Home Run	Gunnar Henderson, 8/14/24 vs. WSH (Herz)
Opponent	Jonathan Aranda, 6/28/25 vs. TB (Eflin)
Second Deck Home Run in LF at OPACY	Austin Hays, 6/7/22 vs. CHC (Mills)
Opponent	Pete Alonso, 9/2/20 vs. NYM (Means)
Grand Slam	Gary Sánchez, 6/15/25 vs. LAA (Brogdon)
Two Grand Slams in One Game	Reimold, Clevenger, 9/11/15 vs. KC (Herrera, Chamberlain)
Pinch-Hit Home Run	Gunnar Henderson, 7/10/25 (G1) vs. NYM (Stanek)
Pinch-Hit Walk-Off Home Run	Nolan Reimold, 7/24/16 vs. CLE (Allen)
Pinch-Hit Grand Slam	Dwight Evans, 7/26/91 vs. OAK (Nelson)
Inside the Park Home Run	Jorge Mateo, 8/20/23 at OAK (Sears)
LH & RH Home Run, Same Game	Anthony Santander, 8/7/24 at TOR (Francis, Yarbrough)
Individual 2-Home Run Game	Jackson Holliday, 5/4/25 vs. KC (Lorenzen)
Individual 3-Home Run Game	Ryan Mountcastle, 6/19/21 vs. TOR (Manoah, Kay)
Individual 4-Home Run Game	Never
Home Run in Consecutive Games	Jordan Westburg, 7/4-5/25 at ATL
Home Run in 3 Consecutive Games	Colton Cowser, 6/17-19/25 at TB
Home Run in 4 Consecutive Games	Gunnar Henderson, 5/17-20/24 vs. SEA, at STL
Home Run in 5 Consecutive Games	Jonathan Schoop, 7/22-27/18 vs. TOR, BOS, TB
Home Run in 6 Consecutive Games	Chris Davis, 9/26-10/2/12 vs. TOR, BOS, TB
4-Home Run Game, Team	6/27/25 vs. TB
5-Home Run Game, Team	4/19/25 vs. CIN
6-Home Run Game, Team	3/27/25 at TOR
7-Home Run Game, Team	6/2/16 vs. BOS
8+-Home Run Game, Team	6/16/15 vs. PHI (8)
10+-Run Game, Team	6/30/25 at TEX (10)
15+-Run Game, Team	6/27/25 vs. TB (22)
20+-Run Game, Team	6/27/25 vs. TB (22)
Back-to-Back HR	Sánchez/Urias/O’Hearn, 6/24/25 vs. TEX (7 <sup>th</sup> inning)
Back-to-Back HR to Start First Inning	Mullins/Henderson, 4/19/25 vs. CIN
Back-to-Back-to-Back HR	Sánchez/Urias/O’Hearn, 6/24/25 vs. TEX (7 <sup>th</sup> inning)
Back-to-Back-to-Back HR to Start First Inning	Flaherty/Hardy/Markakis, 5/10/12 (G1) vs. TEX
2 Back-to-Back HRs, Same Game	Mullins/Henderson (1 <sup>st</sup> ) & Laureano/Westburg (7 <sup>th</sup> ), 4/19/25 vs. CIN
Leadoff Home Run	Jackson Holliday, 7/20/25 at TB (Pepiot)
Walk-Off Win	Anthony Santander (HR), 9/19/24 vs. SF (Walker)
Walk-Off Home Run	Anthony Santander, 9/19/24 vs. SF (Walker)
Walk-Off Grand Slam	Manny Machado, 8/18/17 vs. LAA (Middleton)
Walk-Off Home Run, Eutaw St.	Rio Ruiz, 8/11/19 vs. HOU (Osuna)
Home Run, 15 <sup>th</sup> Inning or later	Jonathan Villar, 7/25/19 at LAA (Canning)
Home Run, 17 <sup>th</sup> Inning or later	Adam Jones, 5/6/12 at BOS (McDonald)
Home Run by a Pitcher	Zack Britton, 7/3/11 at ATL (Beachy)
2-Home Run Game by a Pitcher	Milt Pappas, 8/27/61 at MIN (Ramos)
Oriole to hit a Home Run for 1 <sup>st</sup> ML hit	Connor Norby, 6/4/24 at TOR (Pearson)
Oriole w/ 2 Home Runs in One Inning	Mark Trumbo, 4/15/16 at TEX (7 <sup>th</sup> inning, Pérez, Faulkner)
Oriole w/ 3 Home Runs in Consecutive Innings	Manny Machado, 8/7/16 at CWS (1 <sup>st</sup> , 2 <sup>nd</sup> , 3 <sup>rd</sup> inning, Shields, Albers)
5-Hit Game	Adley Rutschman, 6/21/24 at HOU
6-Hit Game	Cal Ripken, Jr., 6/13/99 at ATL
5-RBI Game	Cedric Mullins, 3/27/25 at TOR
6-RBI Game	Adley Rutschman, 6/9/24 at TB
7-RBI Game	Ryan Mountcastle, 4/11/23 vs. OAK (9)
8-RBI Game	Ryan Mountcastle, 4/11/23 vs. OAK (9)
9-RBI Game	Ryan Mountcastle, 4/11/23 vs. OAK
<b>PITCHING</b>	
Perfect Game	Never
No-Hitter	5/5/21 at SEA (Means)
1-Hitter	5/26/24 at CWS (Bradish, Coulombe, Cano, Kimbrel)
Complete Game	9/23/22 vs. HOU (Kremer)
Shutout	9/23/22 vs. HOU (Kremer)
Team Shutout	6/23/25 vs. TB (Rogers, Kittredge)
Consecutive CG, Pitcher	Sidney Ponson (2), 5/16-22/04
Consecutive Shutouts, Pitcher	Mike Mussina (2), 9/26-10/1/95
Consecutive CG, Team	5/13-14/11 (Guthrie, Bergesen)
Consecutive Shutouts, Team	4/18-19/23 at WSH
10+ Strikeout Game, Pitcher	Charlie Morton (10), 6/13/25 vs. LAA
15+ Strikeout Game, Pitcher	Erik Bedard (15), 7/7/07 at TEX
10+ Strikeout Game, Team	7/8/25 vs. NYM (13)
15+ Strikeout Game, Team	6/13/25 vs. LAA (15)
4+ Strikeouts in an inning	Mike Cuellar (4), 5/29/70 at CAL
Immaculate Inning	Brandon Young, 7/8/25 vs. NYM (5 <sup>th</sup> inning)
<b>MISCELLANEOUS</b>	
Hit for the Cycle	Cedric Mullins, 5/12/23 vs. PIT (7 <sup>th</sup> in club history)
Steal of Home	Ryan Mountcastle, 5/30/25 vs. CWS
Position Player to Pitch	Emmanuel Rivera, 5/23/25 at BOS (1.0 IP, 8 H, 8 R, 2 BB, HR)
Triple Play Turned	9/18/22, Bottom 3 <sup>rd</sup> at TOR (Chapman batting/Kremer pitching)
	Scoring: 6-4-3 (Mateo-Vavra-Aguilar)
Manager Ejection	Tony Mansolino, 7/20/25 at TB (1 <sup>st</sup> career)
Player Ejection	Ryan O’Hearn, 7/21/25 at CLE (3 <sup>rd</sup> career)
<b>WINNING SWEEPS</b>	
2-Game, at OPACY	September 26-27, 2023 vs. WSH
2-Game, Road	April 18-19, 2023 at WSH
3-Game, at OPACY	June 13-15, 2025 vs. LAA
3-Game, Road	July 4-6, 2025 at ATL
4-Game, at OPACY	July 7-10, 2022 vs. LAA
4-Game, Road	June 7-10, 2024 at TB
Doubleheader	July 10, 2025 vs. NYM

2025 OUTFIELD ASSISTS						
Outfielder	1B	2B	3B	HP	TOTAL	ERRORS (F-T)
Jordyn Adams	-	-	-	-	-	-
Dylan Carlson	-	2	-	1	3	-
Colton Cowser	-	-	1	1	2	1 (0-1)
Cooper Hummel	-	-	-	-	-	-
Heston Kjerstad	-	4	-	-	4	-
Ramón Laureano	-	4	-	3	7	5 (2-3)
Jorge Mateo	-	-	-	-	-	1 (1-0)
Cedric Mullins	-	-	-	-	-	3 (1-2)
Ryan O’Hearn	-	-	-	-	-	-
Tyler O’Neill	1	3	-	1	5	1 (1-0)
Team Totals	1	13	1	6	21	11 (5-6)

2025 CATCHING BREAKDOWN							
Catcher	Errors	SB		Pick-offs		ERA	W-L (GS)
	F-T-C	PB	CCS-ATT	1B-2B-3B	Inn.		
Maverick Handley	0-0-1	0	0-13	0-0-0	120.2	4.25	7-7
Alex Jackson	0-1-0	1	0-6	0-0-0	38.0	7.11	2-2
Adley Rutschman	0-2-0	1	8-39	0-1-0	424.1	4.96	22-27
Gary Sánchez	0-2-2	1	1-18	1-0-0	175.1	5.39	8-11
Jacob Stallings	0-1-0	1	3-10	0-0-0	73.0	4.07	3-5
Chadwick Tromp	0-1-0	1	0-2	0-0-0	39.0	5.77	2-3
Totals	0-7-3	5	12-88	1-1-0	870.1	5.00	44-55

SCORING BY INNING										
	1	2	3	4	5	6	7	8	9	Extras Totals
OPPONENTS	68	52	65	62	62	42	50	70	32	8 511
ORIOLES	39	47	62	28	43	55	48	51	19	15 407


ORIOLES WHO MADE THEIR MAJOR LEAGUE DEBUT IN 2025			
DATE	PLAYER	STATS	NOTES
5/27 vs. STL	Yamil Hiraldo	1.1 IP, 1 H, 1 K	Entered in 8 <sup>th</sup>
5/18 vs. WSH	Kade Strowd	1.0 IP, 2 H, R, ER, K	Entered in 9 <sup>th</sup>
4/29 vs. NYY	Maverick Handley	0-2, 2 K	Def. in 6 <sup>th</sup>
4/26 (G2) at DET	Grant Wolfram	0.1 IP, 1 H, 1 BB	Final out of 7 <sup>th</sup>
4/19 vs. CIN	Brandon Young	ND: 4.0+ IP, 7 H, 3 R, 3 ER, 3 BB, 3 K, HR	Game Started
3/30 at TOR	Tomoyuki Sugano	L: 4.0 IP, 4 H, 2 R, 2 ER, 2 BB, 1 K	Game Started





2025 SCHEDULE


G#	DATE	OPP.	W-L	SCORE	WP/LP/SV	REC	POS	GA/GB	ATT.
1	3/27	at TOR	W	12-2	Eflin/Berrios	1-0	T-1 <sup>st</sup>	+0.5	40,734
2	3/28	at TOR	L	8-2	Gausman/Morton	1-1	T-3 <sup>rd</sup>	-0.5	26,289
3	3/29	at TOR	W	9-5	Kremer/Lovelayd	2-1	2 <sup>nd</sup>	-0.5	27,005
4	3/30	at TOR	L	3-1	Bassitt/Sugano/Hoffman	2-2	3 <sup>rd</sup>	-1.5	21,069
5	3/31	vs. BOS	W	8-5	Domínguez/Newcomb	3-2	3 <sup>rd</sup>	-1.0	45,002*
MARCH TOTALS: 3-2				TEAM ERA: 4.60	TEAM AVG: .305				
6	4/1	OFF DAY				3-2	4 <sup>th</sup>	-1.0	
6	4/2	vs. BOS	L	3-0	Crochet/Eflin/Chapman	3-3	4 <sup>th</sup>	-1.5	18,146
7	4/3	vs. BOS	L	8-4	Kelly/Morton	3-4	T-4 <sup>th</sup>	-2.0	16,656
8	4/4	at KC	L	8-2	Lugo/Kremer	3-5	5 <sup>th</sup>	-2.5	14,196
9	4/5	at KC	W	8-1	Sugano/Wacha	4-5	5 <sup>th</sup>	-2.5	14,383
10	4/6	at KC	L	4-1	Bubic/Povich/Estévez	4-6	5 <sup>th</sup>	-2.5	19,098
11	4/7	at AZ	W	5-1	Eflin/Gallen	5-6	T-4 <sup>th</sup>	-1.5	20,333
12	4/8	at AZ	L	4-3	Kelly/Morton/Martinez	5-7	4 <sup>th</sup>	-2.0	23,843
13	4/9	at AZ	L	9-0	Pfaadt/Kremer	5-8	5 <sup>th</sup>	-2.5	22,411
14	4/10	OFF DAY				5-8	5 <sup>th</sup>	-2.5	
14	4/11	vs. TOR	**POSTPONED**		Rescheduled for 7/29 (DH)	5-8	5 <sup>th</sup>	-2.5	
14	4/12	vs. TOR	W	5-4	Baker/Francis/Bautista	6-8	T-4 <sup>th</sup>	-2.0	22,130
15	4/13	vs. TOR	L	7-6 (10)	Hoffman/Bowman	6-9	5 <sup>th</sup>	-2.5	27,193
16	4/14	OFF DAY				6-9	5 <sup>th</sup>	-2.5	
16	4/15	vs. CLE	L	6-3	Allen/Morton/Clase	6-10	5 <sup>th</sup>	-3.5	14,203
17	4/16	vs. CLE	W	9-1	Kremer/Williams	7-10	5 <sup>th</sup>	-3.5	13,964
18	4/17	vs. CLE	W	6-2	Sugano/Bibee	8-10	4 <sup>th</sup>	-3.5	16,201
19	4/18	vs. CIN	L	8-3	Abbott/Povich	8-11	4 <sup>th</sup>	-4.5	42,587*
20	4/19	vs. CIN	W	9-5	Domínguez/Greene/Bautista	9-11	4 <sup>th</sup>	-3.5	28,534
21	4/20	vs. CIN	L	24-2	Rogers/Morton/Wynne	9-12	4 <sup>th</sup>	-4.5	19,053
22	4/21	OFF DAY				9-12	4 <sup>th</sup>	-4.0	
22	4/22	at WSH	L	7-0	Parker/Kremer	9-13	4 <sup>th</sup>	-4.0	29,504
23	4/23	at WSH	L	4-3	López/Soto/Finnegan	9-14	5 <sup>th</sup>	-5.0	22,246
24	4/24	at WSH	W	2-1	Povich/Gore/Bautista	10-14	5 <sup>th</sup>	-4.5	23,058
25	4/25	at DET	**POSTPONED**		Rescheduled for 4/26 (DH)	10-14	5 <sup>th</sup>	-4.0	
25	4/26-1	at DET	L	4-3	Mize/Young/Vest	10-15			28,509
26	4/26-2	at DET	L	6-2	Hurter/Morton	10-16	5 <sup>th</sup>	-5.0	21,422
27	4/27	at DET	L	7-0	Skubal/Kremer	10-17	5 <sup>th</sup>	-6.5	28,613
28	4/28	vs. NYY	W	4-3	Sugano/Warren/Bautista	11-17	5 <sup>th</sup>	-5.5	22,775
29	4/29	vs. NYY	L	15-3	Rodón/Gibson	11-18	5 <sup>th</sup>	-6.5	22,164
30	4/30	vs. NYY	W	5-4	Baker/Carrasco/Bautista	12-18	5 <sup>th</sup>	-5.5	22,381
APRIL TOTALS: 9-16				TEAM ERA: 5.64	TEAM AVG: .206				
31	5/1	OFF DAY				12-18	5 <sup>th</sup>	-5.5	
31	5/2	vs. KC	W	3-0	Kremer/Wacha/Bautista	13-18	5 <sup>th</sup>	-5.5	26,364
32	5/3	vs. KC	L	4-0	Bubic/Sugano	13-19	5 <sup>th</sup>	-5.5	19,348
33	5/4	vs. KC	L	11-6	Zerpa/Cano	13-20	5 <sup>th</sup>	-5.5	31,956
34	5/5	OFF DAY				13-20	5 <sup>th</sup>	-5.0	
34	5/6	at MIN	L	9-1	López/Povich	13-21	5 <sup>th</sup>	-6.0	19,779
35	5/7	at MIN	L	5-2	Coulombe/Morton/Duran	13-22	5 <sup>th</sup>	-7.0	16,417
36	5/8	at MIN	L	5-2	Jax/Cano/Duran	13-23	5 <sup>th</sup>	-7.5	17,410
37	5/9	at LAA	W	4-1	Sugano/Hendricks/Bautista	14-23	5 <sup>th</sup>	-7.5	30,778
38	5/10	at LAA	L	5-2	Kochanowicz/Gibson	14-24	5 <sup>th</sup>	-7.5	27,975
39	5/11	at LAA	W	7-3	Eflin/Ty. Anderson	15-24	5 <sup>th</sup>	-8.0	29,460
40	5/12	OFF DAY				15-24	5 <sup>th</sup>	-8.0	
40	5/13	vs. MIN	**POSTPONED**		Rescheduled for 5/14 (DH)	15-24	5 <sup>th</sup>	-7.5	
41	5/14-1	vs. MIN	L	6-3	Stewart/Kremer/Duran	15-25	5 <sup>th</sup>	-8.5	
41	5/14-2	vs. MIN	L	8-6	Funderburk/Cano/Sands	15-26	5 <sup>th</sup>	-9.0	10,169
42	5/15	vs. MIN	L	4-0	Paddock/Sugano	15-27	5 <sup>th</sup>	-9.5	30,926
43	5/16	vs. WSH	L	4-3	López/Bautista/Finnegan	15-28	5 <sup>th</sup>	-10.5	21,171
44	5/17	vs. WSH	L	10-6	Irvin/Gibson	15-29	5 <sup>th</sup>	-10.5	28,208
45	5/18	vs. WSH	L	10-4	Soroka/Eflin	15-30	5 <sup>th</sup>	-11.5	37,264
46	5/19	at MIL	L	5-4	Uribe/Cano/Megill	15-31	5 <sup>th</sup>	-12.0	22,319
47	5/20	at MIL	L	5-2	Henderson/McDermott/Uribe	15-32	5 <sup>th</sup>	-13.0	22,778
48	5/21	at MIL	W	8-4 (11)	Baker/Alexander	16-32	5 <sup>th</sup>	-13.0	30,554
49	5/22	at BOS	**POSTPONED**		Rescheduled for 5/23 (DH)	16-32	5 <sup>th</sup>	-13.5	
49	5/23-1	at BOS	L	19-5	Whitlock/Domínguez	16-33	5 <sup>th</sup>	-14.0	31,150
50	5/23-2	at BOS	**POSTPONED**		Rescheduled for 5/24 (DH)	16-33	5 <sup>th</sup>	-13.5	
50	5/24-1	at BOS	L	6-5 (10)	Weissert/Soto	16-34	5 <sup>th</sup>	-14.5	30,958
51	5/24-2	at BOS	W	2-1	Kittredge/Bernardino/Domínguez	17-34	5 <sup>th</sup>	-14.0	34,604
52	5/25	at BOS	W	5-1	Kremer/Buehler	18-34	5 <sup>th</sup>	-14.0	36,824
53	5/26	vs. STL	W	5-2	Morton/Fedde/Bautista	19-34	5 <sup>th</sup>	-14.0	21,717
54	5/27	vs. STL	L	7-4	Matz/Baker/Helsley	19-35	5 <sup>th</sup>	-15.0	13,779
55	5/28	vs. STL	L	6-4	King/Povich/Helsley	19-36	5 <sup>th</sup>	-16.0	14,491
56	5/29	OFF DAY				19-36	5 <sup>th</sup>	-16.0	
56	5/30	vs. CWS	W	2-1	Eflin/Burke/Bautista	20-36	5 <sup>th</sup>	-15.0	22,108
57	5/31	vs. CWS	W	4-2	Kremer/Martin/Bautista	21-36	5 <sup>th</sup>	-14.0	23,470
MAY TOTALS: 9-18				TEAM ERA: 5.21	TEAM AVG: .250				
58	6/1	vs. CWS	W	3-2	Morton/Houser/Baker	22-36	5 <sup>th</sup>	-14.0	33,037
59	6/2	OFF DAY				22-36	5 <sup>th</sup>	-14.0	
59	6/3	at SEA	W	5-1	Sugano/Kirby	23-36	5 <sup>th</sup>	-14.0	21,089
60	6/4	at SEA	W	3-2	Cano/Vargas/Bautista	24-36	5 <sup>th</sup>	-13.0	19,231
61	6/5	at SEA	W	4-3	Eflin/Woo/Baker	25-36	5 <sup>th</sup>	-13.0	27,887
62	6/6	at ATH	L	5-4	Sears/Kremer/Miller	25-37	5 <sup>th</sup>	-14.0	8,424
63	6/7	at ATH	W	7-4	Akin/Severino/Bautista	26-37	5 <sup>th</sup>	-13.0	9,185
64	6/8	at ATH	L	5-1	Newcomb/Sugano	26-38	5 <sup>th</sup>	-13.0	8,836
65	6/9	OFF DAY				26-38	5 <sup>th</sup>	-13.0	
65	6/10	vs. DET	L	5-3	Lee/Povich/Vest	26-39	5 <sup>th</sup>	-14.0	20,291
66	6/11	vs. DET	W	10-1	Eflin/Mize	27-39	5 <sup>th</sup>	-14.0	18,630
67	6/12	vs. DET	L	4-1	Skubal/Kremer/Vest	27-40	5 <sup>th</sup>	-15.0	18,800
68	6/13	vs. LAA	W	2-0	Morton/Kochanowicz/Bautista	28-40	5 <sup>th</sup>	-14.0	20,204
69	6/14	vs. LAA	W	6-5	Akin/Anderson/Bautista	29-40	5 <sup>th</sup>	-13.0	26,313
70	6/15	vs. LAA	W	11-2	Povich/Kikuchi	30-40	5 <sup>th</sup>	-12.0	33,370
71	6/16	at TB	L	7-1	Pepiot/Eflin	30-41	5 <sup>th</sup>	-12.0	10,046
72	6/17	at TB	W	5-1	Kremer/Littell	31-41	5 <sup>th</sup>	-11.0	10,046
73	6/18	at TB	L	12-8	Montgomery/Kittredge	31-42	5 <sup>th</sup>	-11.0	10,046
74	6/19	at TB	W	4-1	Morton/Rasmussen/Bautista	32-42	5 <sup>th</sup>	-11.0	10,046
75	6/20	at NYY	W	5-3	Blewett/Weaver/Bautista	33-42	5 <sup>th</sup>	-10.0	47,034
76	6/21	at NYY	L	9-0	Schmidt/Eflin	33-43	5 <sup>th</sup>	-11.0	46,142
77	6/22	at NYY	L	4-2	Cruz/Baker/Williams	33-44	5 <sup>th</sup>	-12.0	45,571
78	6/23	vs. TEX	W	6-0	Rogers/Corbin	34-44	5 <sup>th</sup>	-11.0	13,929
79	6/24	vs. TEX	L	6-5 (10)	Jackson/Domínguez/Garcia	34-45	5 <sup>th</sup>	-11.0	16,909
80	6/25	vs. TEX	L	7-0	deGrom/Young	34-46	5 <sup>th</sup>	-12.0	22,828
81	6/26	OFF DAY				34-46	5 <sup>th</sup>	-12.0	
81	6/27	vs. TB	W	22-8	Sugano/Orze	35-46	5 <sup>th</sup>	-12.0	20,047
82	6/28	vs. TB	L	11-3	Littell/Eflin	35-47	5 <sup>th</sup>	-12.0	30,491
83	6/29	vs. TB	W	5-1	Kremer/Bradley	36-47	5 <sup>th</sup>	-12.0	19,226
84	6/30	at TEX	W	10-6 (10)	Akin/Milner	37-47	5 <sup>th</sup>	-11.0	27,420
JUNE TOTALS: 16-11				TEAM ERA: 4.05	TEAM AVG: .253				
85	7/1	at TEX	L	10-2	deGrom/Young/Latz	37-48	5 <sup>th</sup>	-11.0	30,933
86	7/2	at TEX	L	6-0	Eovaldi/Sugano/Dunning	37-49	5 <sup>th</sup>	-11.0	27,636
87	7/3	OFF DAY				37-49	5 <sup>th</sup>	-11.5	
87	7/4	at ATL	W	3-2	Morton/Strider/Bautista	38-49	5 <sup>th</sup>	-11.5	40,249
88	7/5	at ATL	W	9-6 (10)	Bautista/Montero/Cano	39-49	5 <sup>th</sup>	-11.5	37,170
89	7/6	at ATL	W	2-1	Rogers/Holmes/Domínguez	40-49	5 <sup>th</sup>	-11.5	34,012
90	7/7	OFF DAY				40-49	5 <sup>th</sup>	-12.0	
90	7/8	vs. NYM	L	7-6 (10)	Díaz/Cano/Brazobán	40-50	5 <sup>th</sup>	-13.0	35,200
91	7/9	vs. NYM	**POSTPONED**		Rescheduled for 7/10 (DH)	40-50	5 <sup>th</sup>	-12.5	
91	7/10-1	vs. NYM	W	3-1	Wolfram/Stanek/Bautista	41-50	5 <sup>th</sup>	-12.0	25,262
92-2	7/10	vs. NYM	W	7-3	Sugano/Hagenman	42-50	5 <sup>th</sup>	-11.5	17,961
93	7/11	vs. MIA	W	5-2	Kremer/Cabrera	43-50	5 <sup>th</sup>	-11.5	22,213
94	7/12	vs. MIA	L	6-0	Junk/Rogers	43-51	5 <sup>th</sup>	-11.5	34,332
95	7/13	vs. MIA	L	11-1	Pérez/Young	43-52	5 <sup>th</sup>	-11.5	17,599

7/14	Home Run Derby (Truist Park - Atlanta, GA)								
7/15	MLB All-Star Game (Truist Park - Atlanta, GA)								
7/16-17 All-Star Break									
96	7/18	at TB	L	11-1	Bradley/Morton	43-53	5 <sup>th</sup>	-12.5	10,046
97	7/19	at TB	L	4-3	Uceta/Domínguez/Fairbanks	43-54	5 <sup>th</sup>	-13.5	10,046
98	7/20	at TB	W	5-3	Rogers/Pepiot/Bautista	44-54	5 <sup>th</sup>	-13.5	9,195
99	7/21	at CLE	L	10-5	Bibee/Selby	44-55	5 <sup>th</sup>	-14.5	21,748
100	7/22	at CLE	6:40 PM	MASN2					
101	7/23	at CLE	6:40 PM	MASN2					
102	7/24	at CLE	1:10 PM	MASN					
103	7/25	vs. COL	7:05 PM	MASN					
104	7/26	vs. COL	7:05 PM	MASN					
105	7/27	vs. COL	1:35 PM	MASN					
106	7/28	vs. TOR	6:35 PM	MASN					
107	7/29-1	vs. TOR	12:35 PM	MASN					
108	7/29-2	vs. TOR	6:35 PM	MASN					
109	7/30	vs. TOR	12:35 PM	MASN					
JULY TOTALS: 7-8				TEAM ERA: 5.45	TEAM AVG: .223				
110	8/1	at CHC	2:20 PM	MASN2					
111	8/2	at CHC	2:20 PM	MASN2   FS1 <sup>+</sup>					
112	8/3	at CHC	2:20 PM	MASN2					
113	8/4	at PHI	6:45 PM	MASN					
114	8/5	at PHI	6:45 PM	MASN					
115	8/6	at PHI	12:35 PM	MASN					
	8/7	OFF DAY							
116	8/8	vs. ATH	7:05 PM	MASN					
117	8/9	vs. ATH	7:05 PM	MASN					
118	8/10	vs. ATH	1:35 PM	MASN					
	8/11	OFF DAY							
119	8/12	vs. SEA	6:35 PM	MASN					
120	8/13	vs. SEA	6:35 PM	MASN					
121	8/14	vs. SEA	1:05 PM	MASN2					
122	8/15	at HOU	8:10 PM	MASN2					
123	8/16	at HOU	7:10 PM	MASN2					
124	8/17	at HOU	2:10 PM	MASN					
125	8/18	at BOS	7:10 PM	MASN					
126	8/19	at BOS	7:10 PM	MASN					
	8/20	OFF DAY							
127	8/21	vs. HOU	7:15 PM	FOX					
128	8/22	vs. HOU	7:05 PM	MASN					
129	8/23	vs. HOU	7:05 PM	MASN					
130	8/24	vs. HOU	1:35 PM	MASN					
131	8/25	vs. BOS	6:35 PM	MASN					
132	8/26	vs. BOS	6:35 PM	MASN					
133	8/27	vs. BOS	6:35 PM	MASN					
134	8/28	vs. BOS	1:05 PM	MASN					
135	8/29	at SF	10:15 PM	MASN2					
136	8/30	at SF	7:15 PM	FOX					
137	8/31	at SF	4:05 PM	MASN2					
AUGUST TOTALS: 0-0				TEAM ERA: ---	TEAM AVG: ---				
138	9/1	at SD	6:40 PM	MASN2					
139	9/2	at SD	9:40 PM	MASN2					
140	9/3	at SD	4:10 PM	MASN2					
	9/4	OFF DAY							
141	9/5	vs. LAD	7:05 PM	MASN					
142	9/6	vs. LAD	7:05 PM	MASN					
143	9/7	vs. LAD	1:35 PM	MASN					
	9/8	OFF DAY							
144	9/9	vs. PIT	6:35 PM	MASN					
145	9/10	vs. PIT	6:35 PM	MASN					
146	9/11	vs. PIT	1:05 PM	MASN					
147	9/12	at TOR	7:07 PM	MASN2					
148	9/13	at TOR	3:07 PM	MASN2					
149	9/14	at TOR	1:37 PM	MASN2					
150	9/15	at CWS	7:40 PM	MASN2					
151	9/16	at CWS	7:40 PM	MASN2					
152	9/17	at CWS	2:10 PM	MASN2					
153	9/18	vs. NYY	7:15 PM	FOX					
154	9/19	vs. NYY	7:05 PM	MASN					
155	9/20	vs. NYY	7:05 PM	MASN					
156	9/21	vs. NYY	1:35 PM	MASN					
	9/22	OFF DAY							
157	9/23	vs. TB	6:35 PM	MASN2					
158	9/24	vs. TB	6:35 PM	MASN2   FS1 <sup>+</sup>					
159	9/25	vs. TB	1:05 PM	MASN					
160	9/26	at NYY	7:05 PM	MASN					
161	9/27	at NYY	1:05 PM	MASN					
162	9/28	at NYY	3:05 PM	MASN					
SEPTEMBER TOTALS: 0-0				TEAM ERA: ---	TEAM AVG: ---				
*Indicates home sellout									
^Indicates out-of-market broadcast									
Pitchers in CAPS indicates complete game									
All times listed are Eastern									
MASN and MASN2 games can also be streamed locally via <a href="#">MASN+</a>									
All games broadcast on the Orioles Radio Network and 98 Rock 97.9 FM/HD2 & WBAL NewsRadio 1090 AM/101.5 FM									









DELAYS & POSTPONEMENTS				
DATE	OPPONENT (Reason)	TIME (Delay)		RESULT
7/20	at TB (rain)	2:36 (top 7 <sup>th</sup> )		W, 5-3
7/13	vs. MIA (inclement weather)	1:38 (pregame)		L, 11-1
7/9	vs. NYM (inclement weather)	Postponed	Rescheduled for a DH on 7/10	
7/8	vs. NYM (inclement weather)	0:46 (pregame)		L, 7-6
6/19	at TB (inclement weather)	0:10 (pregame)		W, 4-1
6/13	vs. LAA (rain)	2:16 (pregame, bottom 5 <sup>th</sup> )		W, 2-0
5/28	vs. STL (rain)	0:12 (pregame)		L, 6-4
5/24 (G1)	at BOS (rain)	0:26 (pregame)		L, 6-5
5/23 (G2)	at BOS (rain)	Postponed	Rescheduled for a DH on 5/23	
5/22	at BOS (rain)	Postponed	Rescheduled for a DH on 5/14	
5/16	vs. WSH (inclement weather)	0:12 (pregame)		L, 4-3
5/13	vs. MIN (inclement weather)	Postponed	Rescheduled for a DH on 5/14	
5/3	vs. KC (rain)	0:57 (top 2 <sup>nd</sup> )		L, 4-0
4/25	at DET (inclement weather)	Postponed	Rescheduled for a DH on 4/26	
4/11	vs. TOR (rain)	Postponed	Rescheduled for a DH on 7/29	

TOTAL TIME OF DELAYS: 9:32

COLDEST GAME TIME TEMPERATURE: 45 degrees, April 5 at Kansas City (W, 8-1)

WARMEST GAME TIME TEMPERATURE: 100 degrees, 2x, last: June 24 vs. Texas (L, 6-5 [10])