

GAME NOTES



World Champions 1983, 1970, 1966 | AL Champions 1979, 1971, 1969 | AL East Champions 2023, 2014, 1997, 1974, 1973 | AL Wild Card 2024, 2016, 2012, 1996

BALTIMORE ORIOLES (25-30) vs. TAMPA BAY RAYS (34-18)

RHP Trey Gibson (0-0, 5.40) vs. LHP Steven Matz (4-1, 3.70)

May 27, 2026 • 6:35 p.m. ET • Oriole Park at Camden Yards • Baltimore, MD

TV: MASN & FS1 • Radio: 98 Rock 97.9 FM/HD2 & WBAL NewsRadio 1090 AM/101.5 FM

Game No. 56

Home Game No. 30

O's AT A GLANCE	
Overall	25-30
Home	16-13
Road	9-17
Day	13-14
Night	12-16
Current Streak	W2
Last 5 Games	4-1
Last 10 Games	5-5
March	2-3
April	13-13
May	10-14
June	-
July	-
August	-
September	-
vs. LHSP	5-11
vs. RHSP	20-19
Series Opener	10-8
Series Opener at Home	7-3
Series Opener on Road	3-5
By Series	9-9-0
By Home Series	6-4-0
By Road Series	3-5-0
Rubber Games	4-2
Sweeps/Were Swept	1-3
Scored First	12-8
Opponent Scored First	13-22
1-run games	4-7
Comeback Wins	14-9
Last AB Wins	4-5
Walkoff Wins	2-3
Extra Innings	2-1
Led After 6	17-2
Led After 7	21-2
Led After 8	21-0
Tied After 6	2-2
Tied After 7	0-1
Tied After 8	2-4
Behind After 6	6-26
Behind After 7	4-27
Behind After 8	2-26
vs. AL Teams	19-21
vs. AL East	5-10
vs. AL Central	10-6
vs. AL West	4-5
vs. NL Teams	6-9
vs. NL East	3-3
vs. NL Central	0-3
vs. NL West	3-3
Hit 0 HR	4-13
Hit 1+ HR	21-17
Hit 2+ HR	9-7
Scored 3 or Fewer Runs	4-22
Scored 4 or More Runs	21-8
Allowed 3 or Fewer Runs	16-2
Allowed 4 or More Runs	9-28
More Hits than Opponent	12-5
Fewer Hits than Opponent	8-23
Committed No Errors	12-16
Committed 1 or More Errors	13-14
Starter Goes at least 5 inn	20-14
Starter Goes at least 6 inn	10-7
Starter Goes at least 7 inn	2-2

BIRDLAND BITES: The Orioles began a 10-game homestand, their longest of the year, on Friday against the Detroit Tigers (2-1)...The Tampa Bay Rays (2-0, 1 to play) and Toronto Blue Jays (4 G) will be at Oriole Park this week...Baltimore went 1-5 on the last road trip at Washington (1-2) and Tampa Bay (0-3).

With last night's win, the O's have won eight of their last 10 series at home against the Rays (all since 2024)...The Birds' 8-1-1 series record in that stretch is the best by any AL East team at home against a divisional opponent.

Shane Baz earned his second victory of the season after allowing one run on seven hits and two walks with nine strikeouts across 7.0 innings pitched...Has allowed three runs or fewer in four of his last six starts since April 28, including allowing one run in three of those starts...Has made three consecutive quality starts for the first time since a four-outing stretch from June 26-July 12, 2025.

Samuel Basallo extended the Orioles' lead in the fifth inning after connecting on his eighth homer of the season...Marked his first home run when starting at catcher since April 26 vs. Boston...He homered on a 3-0 pitch for the first time in his career and became the first Oriole to hit a home run on a 3-0 pitch since **Colton Cowser** on June 30, 2025 at Texas.

Tonight, the Birds look for their second sweep of the season (also 4/6-8 at CWS) and earn a season-high fourth straight win...The O's last swept the Rays from June 7-10, 2024 at Tropicana Field (4 G)...Baltimore last swept Tampa Bay at Camden Yards from July 31-August 2, 2020 (3 G).

ROSTER MOVES: Prior to tonight's game, the Orioles recalled **RHP Trey Gibson** from Triple-A Norfolk and optioned **LHP Nick Raquet** to Triple-A Norfolk...Gibson will start tonight's game.

TREY BALL: **Trey Gibson** is scheduled to pitch in his third career game and make his second career start...He allowed three runs on four hits (2 HR) and two walks with two strikeouts in 4.2 innings pitched in his MLB debut and first career start at New York-AL.

He has allowed no more than three earned runs in any of his eight starts this season with Triple-A Norfolk and has allowed just one earned run in five of those starts.

He is currently ranked as the No. 1 Orioles prospect by *Baseball America* and No. 4 by *MLB Pipeline*.

START ME UP: Orioles starters have produced a 2.30 ERA (8 ER/31.1 IP) over their last six starts since May 20, while holding opposing hitters to a .207 batting average and .610 OPS...In this span, **Keegan Akin** served as an opener on May 22 vs. Detroit and allowed one run in 1.0 inning pitched...O's starting pitching had produced a 5.20 ERA (140 ER/242.1 IP) through the team's first 49 games of the season.

The 2.30 ERA over this stretch is the third-best in the AL trailing Tampa Bay (0.74) and New York-AL (1.50) and seventh-best in MLB.

The .207 batting average and .610 OPS both rank fourth in the AL since May 20.

Shane Baz's nine strikeouts yesterday were tied for the second-most by an Orioles starter this season with **Dean Kremer** (4/13 vs. AZ) trailing **Kyle Bradish's** 10 on May 8 vs. Athletics.

MOOVING THINGS ALONG: **Colton Cowser** is slashing .333/.391/.762 (7-for-21) with three home runs, five runs scored, seven RBI, two walks, and one stolen base over his last nine games since May 17 after slashing .067/.125/.067 (1-for-15) in his previous seven games from May 5-15.

His 440-foot walk-off home run in Game 1 of Sunday's doubleheader was the third furthest of his career (455 ft. - 6/7/25 at ATH & 443 ft. - 6/16/24 vs. PHI).

The 440-foot shot marked the furthest hit home run at Oriole Park this season, surpassing **Samuel Basallo's** 437-foot blast on April 1 vs. Texas.

His three Outs Above Average (OAA) are tied for most on the Orioles with **Pete Alonso**, while being tied for seventh most among all AL outfielders.

MAY IN BLOOM: **Blaze Alexander** is slashing .308/.345/.385 (16-for-52) with two doubles, one triple, five runs scored, seven RBI, three walks (1 IBB), and three stolen bases over 21 games in May after slashing .137/.228/.176 (7-for-51) in 21 April games...Seven of his eight RBI on the year have come this month.

Coby Mayo owns an .816 OPS with one double and two homers in 12 games since May 7 after posting a .501 OPS with three doubles and three homers through his first 31 games of the season.

BASALLO BREAKING OUT: **Samuel Basallo** is slashing .344/.380/.602 (32-for-93) with seven doubles, one triple, five homers, 15 runs scored, 18 RBI, and six walks in 28 games since April 20...Among players with at least 90 plate appearances during that time, he ranks among MLB leaders in batting average (4th), slugging percentage (4th), and OPS (8th, .982).

He's hit safely in 20 of his 26 games since April 22, including a career-high 10 straight from May 1-17...He's also scored a run in 10 of 17 games since May 5.

CAN'T WARD HIM OFF: **Taylor Ward** ranks among MLB leaders in walks (T-2nd, 48), doubles (T-3rd, 15), times on base (4th, 98), and on-base percentage (8th, .397).

According to *STATS Perform*, the last Oriole to finish a season top five in the majors in on-base percentage was **Eddie Murray** in 1984 (2nd, .410).

Ward has seen 1,089 total pitches this season, second most in the majors behind WSH's **James Wood** (1,110)...He has seen 390 of those pitches in a 3-2 count, which is tied for second in MLB with LAA's **Mike Trout** behind CWS' **Munetaka Murakami** (393).

HOME COOKING: Baltimore is 16-13 at Oriole Park this season...Eighteen of the team's 29 home games have been decided by three runs or less with the O's going 9-9 in those...The Orioles have split all four homestands this year.

O's hurlers have produced a 3.79 ERA (112 ER/266.0 IP) in 29 home games this season compared to a 5.86 ERA (144 ER/221.1 IP) in 26 road games.

APPLYING SUNSCREEN: The Orioles and Rays are meeting for their second of four series this season...Baltimore was swept in a three-game set at Tropicana Field from May 18-20, their first time being swept in Tampa Bay since April 8-10, 2022.

The Birds have won the season series over Tampa Bay in each of the last three seasons, going 8-5 in 2023, 9-4 in 2024, and 7-6 in 2025.

O's vs. RAYS		
Current Streak	W2	
2026 Record	2-3	
at Oriole Park at Camden Yards	2-0	
at Tropicana Field	0-3	
All-Time (since 1998)	234-249	
at Home	127-114	
on Road	107-135	
2026 Schedule		
Date	Score	Win/Loss/Save
5/18	L, 16-6	McClanahan/Rogers
5/19	L, 4-1	Kelly/Bradish/Baker
5/20	L, 5-3	Scholtens/Nunez/Seymour
5/25	W, 9-7 (13)	Enns/Scholtens
5/26	W, 6-1	Baz/Jax
5/27		6:35 p.m. ET
8/14		7:10 p.m. ET
8/15		6:10 p.m. ET
8/16		12:15 p.m. ET
8/17		6:40 p.m. ET
8/21		7:05 p.m. ET
8/22		7:05 p.m. ET
8/23		1:35 p.m. ET
Indicates Home		

O's AT HOME	
Record	16-13
Team AVG/OBP/SLG	.243/.322/.404
Fielding Errors	17
Team ERA	3.79 ERA
Starters ERA	3.97 ERA
Bullpen ERA	3.57 ERA
Saves/Opps	8/10
Best Homestand	3-3 (.500), 4x, last: 5/8-13
Worst Homestand	--

MAY POWERS	
Most RBI in May, MLB	
Andy Pages (LAD)	24
Nick Kurtz (ATH)	22
Cody Bellinger (NYY)	21
Ketel Marte (AZ)	21
Pete Alonso (BAL)	20
Three others	20

UPCOMING MILESTONES	
Pete Alonso	1 H shy of 1,000
	5 2B shy of 200
Gunnar Henderson	3 HR shy of 100
Leody Taveras	3 RBI shy of 200

RECENT TRANSACTIONS	
5/27	Recalled RHP Trey Gibson from Triple-A Norfolk...Optioned LHP Nick Raquet to Triple-A Norfolk.
5/26	Recalled LHP Nick Raquet from Triple-A Norfolk...Designated LHP Dietrich Enns for assignment.
5/24	Reinstated LHP Grant Wolfram (low back strain) from the 15-day Injured List and appointed him as the 27 th man for the doubleheader...Designated RHP Albert Suarez for assignment.

THIS DATE IN O'S HISTORY	
May 27, 2009	- The Orioles come back twice to beat Toronto, 12-10, in 11 innings at Oriole Park. The O's score five in the eighth to tie the game, 8-8, and after the Blue Jays take a 10-8 lead in the 11 th , Luke Scott hits an RBI single before Nolan Reimold hits a three-run walk-off homer.

ORIOLESPRESSBOX.COM

The 2026 Baltimore Orioles Media Guide, as well as the latest game notes, rosters, press releases, and other team information, can be found at oriolespressbox.com.

UPCOMING SCHEDULE					
DATE	OPPONENT	TIME	ORIOLES STARTER	OPPONENT STARTER	TV
May 28	TORONTO	6:35 p.m. ET	RHP Chris Bassitt (4-3, 5.51)	LHP Patrick Corbin (2-1, 3.86)	MASN
May 29	TORONTO	7:05 p.m. ET	LHP Trevor Rogers (2-6, 6.96)	TBA	MASN
May 30	TORONTO	4:05 p.m. ET	RHP Brandon Young (3-1, 3.47)	RHP Trey Yesavage (2-2, 2.25)	MASN
May 31	TORONTO	12:15 p.m. ET	RHP Kyle Bradish (2-6, 3.86)	TBA	NBCSN/Peacock

Games can be streamed locally via MASN+...All games broadcast on the Orioles Radio Network and locally on 98 Rock 97.9 FM/HD2 & WBAL NewsRadio 1090 AM/101.5 FM

#43 TREY GIBSON RHP




0-0, 5.40


HT: 6-5 WT: 240
DOB: 05/18/02 Age: 23
Bats: R Throws: R


PITCH TYPE (2026)	USAGE	AVG. VELOCITY
Slider	24.8%	87.6 mph
Sinker	23.1%	94.3 mph
Curveball	19.7%	83.4 mph
Cutter	16.2%	90.8 mph
Four Seamer	16.2%	95.5 mph

QUICK HITS: Gibson is scheduled to make his second start of the season (3rd appearance) tonight in the series finale vs. Tampa Bay...Made his MLB debut on May 3 at New York-AL, becoming the third Oriole to do so in 2026 along with **Cameron Foster** (4/16 at CLE) and **Anthony Nunez** (3/28 vs. MIN)...He was added to the active roster prior to tonight's game...Gibson is rated the No. 1 Orioles prospect by *Baseball America* and the No. 4 Orioles prospect by *MLB Pipeline*, while *Baseball America* tabs him the No. 63 overall prospect in baseball...Signed by the Orioles as a non-drafted free agent on August 9, 2023.

LAST TIME OUT: Made his first career relief appearance on May 8 vs. the Athletics, allowing one run on three hits and one walk in 2.0 innings pitched with two strikeouts.  Recorded a 60 percent first-pitch strike rate (6/10) after registering a 43.0 percent mark (9/21) in his MLB debut on May 3 at New York-AL.



WELCOME TO THE SHOW: Gibson made his MLB debut on May 3 at New York-AL (ND, 4.2 IP, 4 H, 2 HR, 3 R, 2 BB, 2 K), becoming the first Orioles starter in franchise history (since 1954) to make his major league debut at Yankee Stadium and the eighth to do so vs. New York-AL, joining **Dean Kremer** (9/6/20), **Wei-Yin Chen** (4/10/12), **Jake Arrieta** (6/10/10), **Koji Uehara** (4/8/09), **John Parrish** (7/24/00), **John O'Donoghue** (6/27/93), and **Charlie Beamon** (9/26/56).

PITCH MIX: Through two major league appearances, opponents are batting .143 (1-for-7) against Gibson's sinker and .167 (1-for-6) off his slider without extra-base hits on either pitch...Both of the home runs he's allowed have come on his curveball, which batters are slashing .333/.333/.333 (2-for-6) against.  However, he's holding opponents to a .222/.348/.389 (4-for-18) slash line off his curveball over eight starts with Triple-A Norfolk this season.

K ARTIST: Gibson has struck out 11.66 batters per 9.0 innings over 59 minor league games (49 GS) since making his professional debut in 2024, the fourth-highest mark in the minors during that stretch (min. 225.0 IP), trailing NYM's **Jonah Tong** (13.40), SF's **Matt Wilkinson** (11.71), and STL's **Quinn Mathews** (11.69).  His 166 strikeouts in 2025 tied for fourth most in all of Minor League Baseball (12.42 K/9.0 IP).

SMALL SAMPLE: Gibson is holding batters to a 1-for-8 (.125) mark with no outs compared to a combined 6-for-20 (.300) mark with one and two outs...Opponents are hitting .294 (5-for-17) their first time through the lineup but only .182 (2-for-11) during their second and third time through.

CLIMBING THE LADDER: Gibson began last season with High-A Aberdeen and made nine appearances (8 GS), striking out 67 batters across 38.2 innings...Promoted to Double-A Chesapeake on June 3 and made 10 starts with the Baysox, going 3-2 with a 1.55 ERA (9 ER/52.1 IP) and 68 strikeouts...Promoted to Triple-A Norfolk on August 12 and made seven starts to close the year, tallying 31 strikeouts over 29.1 innings...Went 5-8 overall with a 4.26 ERA (57 ER/120.1 IP) and 166 strikeouts in 26 appearances (25 GS) over three levels of the Orioles system.

 Named the 2025 Orioles Jim Palmer Minor League Pitcher of the Year, ranking among Orioles minor leaguers in strikeouts (1st), WHIP (2nd, 1.21), starts (T-2nd), opponent average (3rd, .224), ERA (4th), and innings (4th).  Finished the season ranked the No. 3 Orioles prospect by *Baseball America* and the No. 9 Orioles prospect by *MLB Pipeline*.

2026 & CAREER SPLITS

	2026					CAREER				
	W-L	ERA	G/S	IP	ER	W-L	ERA	G/S	IP	ER
Home	0-0	4.50	1/0	2.0	1	0-0	4.50	1/0	2.0	1
Road	0-0	5.79	1/1	4.2	3	0-0	5.79	1/1	4.2	3
Day	0-0	5.79	1/1	4.2	3	0-0	5.79	1/1	4.2	3
Night	0-0	4.50	1/0	2.0	1	0-0	4.50	1/0	2.0	1

	AVG	AB	H	HR	BB	K	AVG	AB	H	HR	BB	K
	vs. Left	.158	19	3	1	1	3	.158	19	3	1	1
vs. Right	.444	9	4	1	2	1	.444	9	4	1	2	1
TOTALS	.250	28	7	2	3	4	.250	28	7	2	3	4

RUN SUPPORT (as starter in '26)

0 Runs
1 Run
2 Runs
3 Runs 1
4 Runs
5 Runs
6 Runs
7 Runs
8 Runs
9 Runs
10+ Runs
Total 3
RS/9 5.79

RUNS ALLOWED BY INNING IN 2026

1 st 1
2 nd 0
3 rd 2
4 th 0
5 th 0
6 th
7 th
8 th 1
9 th 0
Total 4

MISCELLANEOUS 2026 STATS

WHIP1.50
K/95.40
BB/94.05
QS 0
#P/IP17.6
Opponents	
AVG250
OBP323
SLG536
OPS858

2026 HIGHS

Innings: 4.2, 5/3 at NYY
Hits: 4, 5/3 at NYY
Runs: 3, 5/3 at NYY
Earned Runs: 3, 5/3 at NYY
Strikeouts: 2, 2x, last: 5/8 vs. ATH
Walks: 2, 5/3 at NYY
Home Runs: 2, 5/3 at NYY
Winning Streak: --
Losing Streak: --
Shortest Start: 4.2, 5/3 at NYY
Pitches Thrown: 87, 5/3 at NYY
Low-Hit CG: --

CAREER HIGHS

Innings: 4.2, 5/3/26 at NYY
Hits: 4, 5/3/26 at NYY
Runs: 3, 5/3/26 at NYY
Earned Runs: 3, 5/3/26 at NYY
Strikeouts: 2, 2x, last: 5/8/26 vs. ATH
Walks: 2, 5/3/26 at NYY
Home Runs: 2, 5/3/26 at NYY
Winning Streak: --
Losing Streak: --
Shortest Start: 4.2, 5/3/26 at NYY
Pitches Thrown: 87, 5/3/26 at NYY
Low-Hit CG: --

GIBSON vs. TB

PLAYER	AVG	AB	H	HR	RBI
Aranda	.000	0	0	0	0
Caminero	.000	0	0	0	0
Díaz	.000	0	0	0	0
Dunn	.000	0	0	0	0
Feduccia	.000	0	0	0	0
Fortes	.000	0	0	0	0
Mesa Jr.	.000	0	0	0	0
Mullins	.000	0	0	0	0
Palacios	.000	0	0	0	0
Simpson	.000	0	0	0	0
Vilade	.000	0	0	0	0
Walls	.000	0	0	0	0
Williams	.000	0	0	0	0

MATZ vs. BAL

PLAYER	AVG	AB	H	HR	RBI
Alexander	.000	3	0	0	0
Alonso	.375	8	3	1	3
Basallo	.000	3	0	0	0
Cowser	.500	2	1	0	0
Henderson	.500	4	2	0	0
Holliday	.000	3	0	0	0
Jackson	.000	4	0	0	0
Mayo	.000	1	0	0	0
O'Neill	.000	2	0	0	0
Rutschman	.000	1	0	0	0
Taveras	.000	1	0	0	0
Ward	.333	3	1	1	3
Wilson	.333	3	1	0	0

GIBSON'S 2026 STARTS

DATE	OPP	SCORE	WHEN LEFT	DEC	IP	H	R	ER	BB	K	HR	PIT	STR
5/3	at NYY	L, 11-3	3-3	ND	4.2	4	3	3	2	2	2	87	56
5/8*	vs. ATH	L, 4-3	--	ND	2.0	3	1	1	1	2	0	30	20
MAY		0-0	6.2	7	4	4	4	3	4	2	117	76 (65.0%)	
TOTALS		0-0	6.2	7	4	4	4	3	4	2	117	76 (65.0%)	

*Relief Appearance

TOMORROW'S STARTER: RHP CHRIS BASSITT (4-3, 5.51)

LAST TIME OUT: Earned the victory on May 22 vs. Detroit after tossing 4.1 relief innings, allowing three runs on six hits with zero walks and four strikeouts...Marked his first appearance of the season in which he did not issue a walk.

vs. TORONTO: Set to make his fourth career start opposite the Blue Jays, having gone 0-1 with a 4.26 ERA (9 ER/19.0 IP)...Last faced them as a member of the Athletics on May 5, 2021 and did not factor into the decision (7.0 IP, 6 H, 2 ER, 0 BB, 7 K).

BIRDS IN THE BULLPEN

#45 | **KEEGAN AKIN (A-kin)** | LHP | **DOB: 04-01-95 (31y)**

0-0 | 12.66 ERA | 2.06 WHIP

Pitches: **FB:** 51.2% | 93.6 mph **CH:** 26.1% | 86.8 mph **SL:** 22.7% | 86.8 mph
Games: 12 **Saves/Opp:** -- **HLD:** 0 **1st Bat/Ret.:** 12/8 **IR/RS:** 1/0 **vs. LH:** .318 (7-22) **vs. RH:** .393 (11-28)

- Opponents are 8-for-15 (.533) off his changeup this year after going 7-for-68 (.103) in 2025
- Is one of three MLB relievers to allow at least six earned runs twice this season, joining HOU's Ryan Weiss and COL's Tanner Gordon
- Had his career-high, eight-game walkless streak to begin a season snapped on 5/16 at WSH
- Served as an opener on 5/10 vs. ATH, marking his first start since 6/12/25 vs. DET (ND, 1.0 IP, H, BB, 2 K)
- Pitched in consecutive games for the first time this season from 5/4-5, his first two hitless outings of the year
- Has not thrown more than 1.0 inning this season...14 of his 64 appearances in 2025 were more than 1.0 inning, including five of 2.0 innings

Rec. Outings	Dec.	IP	H	R	ER	K	BB	Pit.
5/24 vs. DET	-	1.0	2	1	1	1	2	22
5/22 vs. DET	-	1.0	1	1	1	2	0	18
5/19 @ TB	-	0.2	1	0	0	1	0	18
5/16 @ WSH	-	0.1	3	6	6	0	2	22
5/13 vs. NYY	-	1.0	0	0	0	0	0	16

#78 | **YENNIER CANO (YEN-neer)** | RHP | **DOB: 03-09-94 (32y)**

1-1 | 1.40 ERA | 0.52 WHIP

Pitches: **SNK:** 44.1% | 94.6 mph **SPL:** 31.9% | 91.2 mph **SL:** 17.7% | 85.3 mph **FB:** 6.3% | 94.6 mph
Games: 24 **Saves/Opp:** -- **HLD:** 4 **1st Bat/Ret.:** 24/18 **IR/RS:** 13/2 **vs. LH:** .174 (4-23) **vs. RH:** .075 (3-40)

- Twenty one of his 24 outings this year have been scoreless, including 11 of his last 12 outings since 4/24
- Has recorded 18 games with no hits allowed, fifth most in MLB...His .111 opponent average is tied for the third lowest among MLB relievers (min. 60 AB)
- On 5/7 at MIA, completed at least 2.0 innings for the first time since 5/23/23 at NYY (also 2.0 IP)
- Since making his 2023 season debut on 4/14/23, his 231 appearances lead all O's hurlers with the next closest Oriole being Keegan Akin (159 G) in that span
- Since being recalled from Triple-A Norfolk on 4/14/23, his 59.3 percent groundball rate is sixth in MLB among qualified pitchers, trailing leader Tim Hill (66.4%) of NYY

Rec. Outings	Dec.	IP	H	R	ER	K	BB	Pit.
5/25 vs. TB	-	0.1	0	0	0	1	0	6
5/22 vs. DET	H	1.0	0	0	0	2	0	12
5/19 @ TB	-	1.0	0	1	1	1	0	15
5/17 @ WSH	H	1.0	0	0	0	1	1	17
5/13 vs. NYY	-	1.0	0	0	0	0	1	10

#50 | **RICO GARCIA** | RHP | **DOB: 01-10-94 (32y)**

3-0 | 0.77 ERA | 0.64 WHIP

Pitches: **FB:** 35.7% | 95.4 mph **CH:** 26.2% | 86.4 mph **SL:** 20.7% | 88.3 mph **CB:** 17.4% | 85.7 mph
Games: 25 **Saves/Opp:** 3/4 **HLD:** 8 **1st Bat/Ret.:** 25/18 **IR/RS:** 16/3 **vs. LH:** .122 (5-41) **vs. RH:** .030 (1-33)

- Allowed his first hit at home on Monday vs. TB...Issued two walks for the second time this season (also 4/8 at CWS)... Threw 32 pitches, his most since re-joining the Orioles on 8/5/25
- Did not allow a hit through his first 11 home games to begin the season, tied for the third-longest such streak in MLB history with SEA's Jeff Nelson (2001), behind SFG's Scott Eyre (15 G, 2004) and OAK's Ryan Cook (14 G, 2012)
- His .081 (6-for-74) opponent average leads MLB (min. 60 AB) ahead of CLE's Erik Sabrowski (.101)
- His eight holds lead the Orioles...All three of his career saves have come this season
- Has allowed five of his six hits this season in his last five appearances since 5/17, including his first hit to a right-handed batter on a Jonny Deluca single on 5/19 at TB

Rec. Outings	Dec.	IP	H	R	ER	K	BB	Pit.
5/25 vs. TB	-	2.0	1	0	0	1	2	32
5/22 vs. DET	H	0.2	0	0	0	1	0	8
5/20 @ TB	-	0.1	1	0	0	0	0	6
5/19 @ TB	-	0.1	2	1	1	1	0	13
5/17 @ WSH	-	1.0	1	0	0	2	0	18

#39 | **ANDREW KITTREDGE** | RHP | **DOB: 03-17-90 (36y)**

0-1 | 8.38 ERA | 1.86 WHIP

Pitches: **SL:** 50.3% | 89.4 mph **SNK:** 38.3% | 94.7 mph **FB:** 11.4% | 94.2 mph
Games: 12 **Saves/Opp:** 0/1 **HLD:** 1 **1st Bat/Ret.:** 12/9 **IR/RS:** 4/2 **vs. LH:** .261 (6-23) **vs. RH:** .400 (8-20)

- Has made four scoreless outings in his last five appearances after allowing at least one run (10 total R) in his previous four games from 5/3-9...Has allowed 11 runs (9 ER) over his last nine appearances
- His 30.3 percent hard hit rate is the lowest mark of his career and a 14.1 percent decrease from last season (44.4%)
- Surrendered a career-high seven runs on 5/3 at NYY (0.1 IP, 7 H, 1 HR)
- Batters are 8-for-16 (.500) with two doubles against his sinker compared to 6-for-27 (.222) combined against his slider and four-seamer...In 2025, held hitters to a .250 average (12-for-48) with one double and one homer off his sinker
- Made his season debut on 4/24 vs. BOS after being reinstated from the 15-day Injured List (right shoulder inflammation) prior to the game...Went 0-1 with a 15.19 ERA (9 ER/5.1 IP) over six rehab appearances with the Tides

Rec. Outings	Dec.	IP	H	R	ER	K	BB	Pit.
5/26 vs. TB	-	1.0	0	0	0	1	0	10
5/24 vs. DET	-	0.1	0	0	0	0	1	11
5/18 @ TB	-	1.0	0	0	0	1	0	7
5/16 @ WSH	-	0.2	1	1	1	0	0	12
5/12 vs. NYY	-	1.0	0	0	0	0	0	12

#66 | **ANTHONY NUNEZ** | RHP | **DOB: 07-10-01 (24y)**

2-1 | 5.11 ERA | 1.22 WHIP

Pitches: **FB:** 28.2% | 96.1 mph **SW:** 27.5% | 86.0 mph **CH:** 25.4% | 87.0 mph **SNK:** 16.9% | 95.7 mph **CT:** 2.0% | 90.2 mph
Games: 24 **Saves/Opp:** 3/6 **HLD:** 6 **1st Bat/Ret.:** 24/17 **IR/RS:** 9/3 **vs. LH:** .182 (10-55) **vs. RH:** .293 (12-41)

- Leads MLB rookies with 24 appearances, while his three saves and six holds are tied for first
- Owens a 2.70 ERA (4 ER/13.1 IP) in 12 home appearances compared to a 7.94 ERA (10 ER/11.1 IP) in 12 road outings
- Suffered his first career loss and had his five-game scoreless streak snapped on 5/20 at TB (0.2 IP, 4 R)
- Fourteen of his 28 strikeouts are on his sweeper with opponents going 3-for-25 (.120) with one double
- His 57.4 percent whiff rate on his sweeper is the third highest on a single pitch in MLB (min. 50 P) behind MIL's Aaron Ashby's curveball (72.4%) and SD's Mason Miller's slider (63.9%)
- Earned his first career save on 4/22 and his first career victory on 4/20, both at KC
- On 3/28, became the fifth Oriole in franchise history (since 1954) to throw 2.0+ perfect innings in their MLB debut

Rec. Outings	Dec.	IP	H	R	ER	K	BB	Pit.
5/25 vs. TB	BS	1.0	2	1	1	0	0	18
5/22 vs. DET	S	1.0	0	0	0	2	0	17
5/20 @ TB	BS,L	0.2	3	4	4	0	1	26
5/19 @ TB	-	0.2	0	0	0	1	0	14
5/17 @ WSH	W	1.1	0	0	0	3	0	17

#68 | **TYLER WELLS** | RHP | **DOB: 08-26-94 (31y)**

0-1 | 3.20 ERA | 1.14 WHIP

Pitches: **FB:** 34.5% | 93.4 mph **CT:** 23.7% | 89.8 mph **CH:** 21.3% | 87.2 mph **SL:** 16.4% | 86.7 mph **CB:** 4.2% | 78.0 mph
Games: 19 **Saves/Opp:** -- **HLD:** 7 **1st Bat/Ret.:** 19/13 **IR/RS:** 7/0 **vs. LH:** .208 (11-53) **vs. RH:** .300 (12-40)

- Six of his 12 total runs allowed this season have come in extra innings...Opponents are 4-for-11 (.364) with one double and two homers against him in extras
- Has allowed a run in eight of his 19 MLB appearances this season
- Nine of his 19 appearances have been more than 1.0 inning, including six outings of 2.0 innings
- Struck out five hitters in relief on 4/19 at CLE, the second most of his career out of the bullpen (6, 5/18/21 vs. TB)
- Has allowed two runs in 13.1 innings in nine road games while owning a 5.25 ERA (7 ER/12.0 IP) in 10 home games
- Has completed at least 2.0 innings in relief five times this season (4/3, 4/6, 4/12, 4/19, 5/17)
- His 5.8 percent walk rate is up 3.4 percent from last year and 1.3 percent from 2024

Rec. Outings	Dec.	IP	H	R	ER	K	BB	Pit.
5/25 vs. TB	-	2.0	1	3	1	3	0	29
5/22 vs. DET	H	1.0	0	0	0	1	0	13
5/20 @ TB	H	1.0	0	0	0	0	0	17
5/17 @ WSH	-	2.0	3	1	1	2	0	38
5/12 vs. NYY	-	1.0	1	0	0	1	2	23

#48 | **GRANT WOLFRAM (WOLF-ram)** | LHP | **DOB: 12-12-96 (29y)**

1-1 | 4.30 ERA | 1.57 WHIP

Pitches: **SNK:** 43.0% | 95.7 mph **SW:** 18.5% | 86.4 mph **FB:** 14.9% | 95.4 mph **CB:** 14.5% | 85.2 mph **SL:** 9.2% | 87.0 mph
Games: 18 **Saves/Opp:** -- **HLD:** 5 **1st Bat/Ret.:** 18/11 **IR/RS:** 8/0 **vs. LH:** .353 (12-34) **vs. RH:** .323 (10-31)

- Reinstated from the 15-day IL (low back strain) and appointed as the 27th man for Sunday's doubleheader...Was placed on the IL on 5/12, retroactive to 5/9
- Hasn't allowed a walk in a career-high nine straight games, surpassing his previous eight-game record from 3/29-4/15/26...His 1.5 percent walk rate leads MLB (min. 10.0 IP) ahead of MIL's Coleman Crow (2.5%)
- Has a 6.43 ERA (5 ER/7.0 IP) in eight home games compared to a 2.35 mark (2 ER/7.2 IP) in 10 road games
- Has not allowed a home run in 35.2 consecutive innings dating to 7/21/25...Has allowed two long balls in 41.1 innings since his MLB debut on 4/26 (G2) at DET, with both home runs coming on 7/18/25 at TB
- Has struck out multiple batters in eight of his 18 MLB appearances this season

Rec. Outings	Dec.	IP	H	R	ER	K	BB	Pit.
5/26 vs. TB	-	1.0	2	0	0	0	0	8
5/25 vs. TB	-	0.2	1	0	0	1	0	11
5/6 @ MIA	H	0.2	2	1	1	0	0	15
5/5 @ MIA	H	0.2	0	0	0	2	0	8
5/3 @ NYY	L	0.2	3	1	1	0	0	15

PITCH MIX KEY

CB - Curveball **CH** - Changeup **CT** - Cutter **FB** - Four-seam fastball **SL** - Slider **SLV** - Slurve **SNK** - Sinker **SPL** - Splitter **SW** - Sweeper

23 • BLAZE ALEXANDER • INF/OF (R) .237 • 0 HR • 8 RBI
Current Streak: 0-4 (since 5/26) **2026 High:** 5 G (3/26-4/3)
Last Game: 0-4, K **Homestand:** 5 G, 4-16, 2B, 2 R, RBI, BB, 2 K, CS
 ⚡ Batting .288/.339/.327 (15-for-52) with two doubles, six runs, and five RBI in 15 starts since 4/30...Opened the year .158/.226/.175 (9-for-57) with one double, seven runs, and one RBI in his first 18 starts through 4/26
 ⚡ His six stolen bases this season are tied for the team lead with Gunnar Henderson
 ⚡ Each of his five extra-base hits (4 2B, 1 3B) have come off fastballs
 ⚡ Has started games at 3B (11), 2B (9), CF (5), SS (5), LF (2), and RF (1) this season... The six different positions he's started at lead the majors...The only other players with at least five are CHC's Matt Shaw, MIA's Javier Sonoja, and TEX's Ezequiel Duran

25 • PETE ALONSO • INF (R) .232 • 10 HR • 33 RBI
Current Streak: 0-3 (since 5/26) **2026 High:** 9 G (4/30 [G2]-5/8)
Last Game: 0-3, BB, K **Homestand:** 5 G, 5-18, HR, 2 R, 5 RBI, 4 BB, 2 K
 ⚡ Is one hit shy of 1,000 for his career...Entering today, 58 active players have at least 1,000 hits, led by LAD's Freddie Freeman (2,483)
 ⚡ His 25 RBI since 4/21 are tied for second in the AL behind ATH's Nick Kurtz (27)
 ⚡ Hitting .304 (14-for-46) with two doubles, two homers, and 11 RBI in his last 12 games since 5/13...Went 6-for-31 (.194) with two homers in his prior eight games
 ⚡ His career-high 95.1 mph average exit velocity leads the AL and ranks third in MLB
 ⚡ Eight of his 10 home runs have come against right-handed pitching
 ⚡ His 30 go-ahead RBI in the seventh inning or later since debuting in 2019 are tied with LAD's Teoscar Hernández for the second most behind SEA's Josh Naylor (31)
 ⚡ Since making his major league debut in 2019, ranks among MLB leaders in RBI (1st, 745), games (1st, 1,063), and home runs (3rd, 274)...Trails NYY's Aaron Judge (302) and PHI's Kyle Schwarber (289) in the homer category during that span

29 • SAMUEL BASALLO • C (L) .267 • 8 HR • 22 RBI
Current Streak: 1 G (1-4; since 5/26) **2026 High:** 10 G (5/5-5/17)
Last Game: 1-4, HR, 2 R, 3 RBI, K **Homestand:** 5 G, 2-13, HR, 4 RBI, BB, 5 K
 ⚡ Has hit safely in 17 of his last 21 starts since 4/22, slashing .329/.349/.610 (27-for-82) with six doubles, one triple, five homers, 14 runs, and 14 RBI during that time
 ⚡ Is batting .324 (22-for-68) on fastballs with four doubles, one triple, and five homers compared to .219 (18-for-82) on all other pitches with three doubles and two homers
 ⚡ Hit safely in a career-best 10 straight games from 5/5-17
 ⚡ Hit the first of back-to-back home runs on 5/16 at WSH, snapping a career-long 14-game stretch without a home run
 ⚡ Recorded a career-high four RBI on 5/5 at MIA, including an RBI triple that marked the first three-bagger of his career
 ⚡ His 92.9 mph average exit velocity leads MLB catchers

17 • COLTON COWSER • OF (L) .204 • 3 HR • 14 RBI
Current Streak: 2 G (2-7; since 5/25) **2026 High:** 4 G (2x, last: 5/19-24 [G1])
Last Game: 1-3, BB, 2 K **Homestand:** 5 G, 4-12, 2 HR, 4 R, 5 RBI, 2 BB, 4 K
 ⚡ On Monday, became the second player in franchise history (since 1954) to hit a walk-off home run on consecutive days, joining Fred Lynn (5/10-11/85)
 ⚡ Recorded his first career walk-off and first by the O's this season with a three-run home run off Kenley Jansen on 5/24 (G1) vs. DET...Became the first MLB player to hit a walk-off homer in an 0-2 count with two outs and his team trailing since NYY's Jason Giambi on 6/5/08 vs. TOR (down 8-7, 2-run HR)
 ⚡ Batting .296 (8-for-27) with three home runs and nine RBI over his last 12 games since 5/9 after going 2-for-18 (.111) over his previous 11 games
 ⚡ Is the only player in MLB this season with two walk-off home runs
 ⚡ Hitting .280/.373/.420 (14-for-50) at home compared to .125/.208/.208 (6-for-48) on the road
 ⚡ Is 11-for-36 (.306) with two doubles and one homer off fastballs while going a combined 9-for-62 (.145) off breaking and offspeed pitches with two home runs

2 • GUNNAR HENDERSON • INF (L) .217 • 11 HR • 26 RBI
Current Streak: 0-for-last-14 (since 5/24 [G1]) **2026 High:** 7 G (4/6-13)
Last Game: 0-4, R **Homestand:** 5 G, 4-21, 2B, HR, 4 R, 2 RBI, BB, 6 K, HBP
 ⚡ Slashing .314/.365/.554 (55-for-175) with seven doubles, four triples, nine home runs, and 23 RBI in 44 career games against the Rays
 ⚡ Over his last four games, is 1-for-16 (.063) after hitting .419 (13-for-31) with three doubles, one homer, and three RBI in his previous seven games from 5/15-22
 ⚡ Batting .326 (14-for-43) with three doubles, two home runs, and five RBI in 10 games since 5/15...Hit .154 (8-for-52) with one double and two RBI in his previous 12 games from 5/1-13
 ⚡ Five of his 11 home runs have come against left-handed pitching, second most in a season in his career behind 2024 (8)...Hit three last year
 ⚡ Has seen 107 pitches in an 0-2 count this year, second most in MLB behind WSH's CJ Abrams (112)...Is batting 10-for-124 (.081) with two strikes in 2026
 ⚡ Since 2023, his 20.6 *Baseball Reference* Wins Above Replacement rank fifth among MLB position players behind NYY's Aaron Judge (27.5), KC's Bobby Witt Jr. (24.5), LAD's Shohei Ohtani (23.4), and NYM's Juan Soto (21.1)

7 • JACKSON HOLLIDAY • INF (L) .222 • 1 HR • 4 RBI
Current Streak: 1 G (2-3; since 5/26) **2026 High:** 1 G (2x, last: current streak)
Last Game: 2-3, R, RBI **Homestand:** 5 G, 4-14, HR, 4 R, 4 RBI, 3 BB, 2 SB
 ⚡ His 337-foot home run on Friday vs. DET was the shortest homer hit by an Oriole at Oriole Park since Tim Beckham hit a 333-foot homer vs. DET on 8/3/17
 ⚡ Recorded his first career multi-steal game on 5/24 (G1) vs. DET
 ⚡ Reinstated from the 10-day Injured List (right hamate surgery) on 5/18 and made his season debut the following day

82 • JEREMIAH JACKSON • INF/OF (R) .255 • 6 HR • 26 RBI
Current Streak: 4 G (4-14; since 5/20) **2026 High:** 6 G (4/10-15)
Last Game: 1-4, R, K **Homestand:** 3 G, 3-11, 2B, 3 R, RBI, 2 K
 ⚡ Is 10-for-31 (.323) with four doubles and two RBI in his last nine games since 5/15 after hitting .111 (2-for-18) over his previous six games
 ⚡ Owns a .794 OPS in 24 home games compared to a .555 OPS in 25 road games
 ⚡ Had a sac fly in the ninth inning on 5/15 at WSH to snap a season-high 12-game streak without an RBI dating back to 4/30 (G2)
 ⚡ His two games this season with 5+ RBI are tied for the most in MLB with PIT's Brandon Lowe and CIN's Sal Stewart

16 • COBY MAYO • INF (R) .186 • 5 HR • 18 RBI
Current Streak: 1 G (1-3; since 5/22) **2026 High:** 5 G (5/13-18)
5/22 vs. DET: 1-3, 2 K **Homestand:** 1 G, 1-3, 2 K
 ⚡ Was scratched from the lineup in Game 1 of Sunday's doubleheader
 ⚡ His 116.5 mph single on 5/15 at WSH was the hardest-hit ball by an Oriole this season...His 44.7 hard-hit rate is up 8.7 percent from last season (36.0)
 ⚡ Delivered a go-ahead three-run homer in the seventh inning on 5/11 vs. NYY...Had never hit a go-ahead home run in his career from the fifth inning on and didn't have a go-ahead blast with his team trailing in his career...Three of his five home runs this year have been off left-handed pitchers
 ⚡ Has 14 RBI in his last 25 games after recording four RBI in 18 games to start the year
 ⚡ Set career longs for home run distance in two straight games from 4/21-22, connecting on a 439-foot three-run shot on 4/21 at KC before blasting a 452-foot three-run homer on 4/22 at KC

9 • TYLER O'NEILL • OF (R) .154 • 2 HR • 7 RBI
Current Streak: 1 G (1-2; since 5/25) **2026 High:** 5 G (4/5-25)
5/25 vs. TB: 1-2 **Homestand:** 4 G, 1-9, 3 K
 ⚡ Snapped an 0-for-16 skid on Monday
 ⚡ Hit the second of back-to-back homers on 5/16 at WSH, his first long ball since 3/29...His 22-game stretch without a homer was his longest since a career-high 27-game run from 4/13-7/30/23
 ⚡ His double on 5/12 vs. NYY snapped a career-long 19-game streak without an XBH
 ⚡ Has drawn nine walks in his last 14 starts since 4/30 (G2)
 ⚡ Reached base safely a season-high-tying three times (1B, 2 BB) on 4/30 (G2) vs. HOU (also 4/8 at CWS; 1B, BB, HBP)
 ⚡ Was reinstated from the 7-day Concussion Injured List on 4/24

35 • ADLEY RUTSCHMAN • C (S) .254 • 7 HR • 26 RBI
Current Streak: 0-for-last-10 (since 5/22) **2026 High:** 7 G (4/10-30 [G1])
5/25 vs. TB: 0-5, R, BB, K **Homestand:** 4 G, 2-14, 2B, 2 R, 5 BB, 2 K
 ⚡ Has drawn 1+ walk in a season-high three consecutive games
 ⚡ His 23 RBI since 4/21 are tied for fifth most in the AL
 ⚡ All seven of his home runs this season have come over 27 games since he returned from the Injured List on 4/21
 ⚡ Hit his third home run of the year off a lefty on 5/8 vs. ATH...Had one such homer in 2025, seven in 2024, six in 2023, and five in 2022
 ⚡ Delivered a go-ahead pinch-hit RBI single in the ninth inning on 5/5 at MIA...Has gone 2-for-2 in two games as a pinch hitter this season with one run and two RBI
 ⚡ Recorded his 500th career hit on 5/4 at NYY with a single in the first inning
 ⚡ Since making his MLB debut on 5/21/22, his 113 doubles are second most among all primary catchers behind MIL's William Contreras (126), while his 513 hits are third behind Contreras (617 H) and KC's Salvador Perez (566)

30 • LEODY TAVERAS • OF (S) .271 • 2 HR • 20 RBI
Current Streak: 2 G (4-8; since 5/25) **2026 High:** 7 G (4/12-18)
Last Game: 2-4, R, K **Homestand:** 5 G, 7-18, 2 2B, 5 R, 3 BB, 4 K, 2 SB
 ⚡ Has four two-hit games over his last eight contests (10-for-28, .357)
 ⚡ Has an .882 OPS vs. right-handed pitching compared to .5209 vs. lefties
 ⚡ His 13.4 percent walk rate is the highest mark of his career ahead of 2020 (10.4%)...Marks a 10.5 percent increase from his career-low 2.8 percent walk rate in 2025
 ⚡ Surpassed his RBI total from last year (17) in 23 fewer games
 ⚡ Hit his first career grand slam in the 12th inning on 4/20 at KC...Marked the O's first grand slam in the 12th inning or later since Pedro Álvarez on 4/6/18 at NYY (14th inn.)

3 • TAYLOR WARD • OF (R) .250 • 2 HR • 16 RBI
Current Streak: 0-4 (since 5/26) **2026 High:** 5 G (2x, last: 4/5-10)
Last Game: 0-3, RBI, 2 K, SF **Homestand:** 5 G, 4-21, 2 RBI, BB, 5 K, SF
 ⚡ Ranks among MLB leaders in walks (T-2nd, 48), doubles (T-3rd, 15), and on-base percentage (8th, .397)
 ⚡ Has reached base 98 times this season (49 H, 48 BB, 1 HBP), fourth most in MLB...Has reached safely in 48 of 53 games since 3/28
 ⚡ Has drawn a walk in 23 of 32 games since 4/20, including in a career-high nine straight from 4/20-30
 ⚡ Became the first Oriole in franchise history (since 1954) to record 40 walks in his first 40 games with the team
 ⚡ Hit his 11th career leadoff home run on 5/19 at TB, his first since 4/13/25 at HOU
 ⚡ Collected his third game of the season with 4+ hits on 4/24 vs. BOS, the most such games in MLB this season

32 • WESTON WILSON • INF/OF (R) .243 • 1 HR • 3 RBI
Current Streak: 0-for-last-7 (since 5/18) **2026 High:** 3 G (5/11-18)
5/25 vs. TB: 0-2, K **Homestand:** 2 G, 0-4, K
 ⚡ Hit his first home run as an Oriole on 5/18 at TB...Became the first Oriole to homer in the same game that he pitched since Zack Britton on July 3, 2011 at ATL
 ⚡ Made his sixth career pitching appearance on Monday (last: 5/4 at NYY)...His three pitching appearances this season are a career high, ahead of his two such games in 2025 with PHI
 ⚡ Registered his first two RBI as an Oriole on a pinch-hit two-run double in the eighth inning on 4/17 at CLE...Marked his first two career PH RBI

ORIOLES HOME RUN BREAKDOWN

PLAYER	TOTAL	RUNNERS ON				SPLITS				SCORE		RECORD		STATCAST MAX			LAST
		0	1	2	3	VL	VR	HOME	AWAY	TIED GAME	GO AHEAD	TEAM W-L	EV (MPH)	DISTANCE (FT)	BAT SPEED (MPH)	LAST HR	
Blaze Alexander	-	-	-	-	-	-	-	-	-	-	-	-	-	-	-	-	-
Pete Alonso	10	5	3	2	-	2	8	5	5	2	6	5-5	114.6	413	79.4	5/22 vs. DET	
Samuel Basallo	8	6	1	1	-	1	7	6	2	-	2	4-4	111.0	437	85.0	5/26 vs. TB	
Colton Cowser	3	-	2	1	-	-	3	2	1	-	2	3-0	113.3	440	81.9	5/25 vs. TB	
Gunnar Henderson	11	9	2	-	-	5	6	6	5	1	4	6-5	109.1	410	79.7	5/24 vs. DET	
Jackson Holliday	1	-	1	-	-	-	1	1	-	-	1	1-0	93.5	337	67.3	5/22 vs. DET	
Jeremiah Jackson	6	2	1	1	2	1	5	5	1	-	2	4-1	110.4	427	80.9	4/30 vs. HOU	
Coby Mayo	5	1	1	3	-	3	2	2	3	-	2	4-1	114.2	452	79.4	5/17 @ WSH	
Tyler O'Neill	2	1	-	1	-	-	2	1	1	-	-	1-1	110.9	402	74.9	5/16 @ WSH	
Adley Rutschman	7	2	4	-	1	3	4	5	2	-	1	3-3	103.4	419	79.0	5/18 @ TB	
Leody Taveras	2	1	-	-	1	-	2	-	2	-	1	1-1	107.2	419	75.9	4/20 @ KC	
Taylor Ward	2	1	-	1	-	1	1	-	2	-	1	0-2	107.4	394	69.2	5/19 @ TB	
Weston Wilson	1	1	-	-	-	1	-	-	1	-	-	0-1	97.1	363	76.4	5/18 @ TB	
Team Totals	60	31	15	10	4	17	43	35	25	-	-	-	114.6	452	85.0	-	
Opponent Totals	64	30	20	12	2	15	49	33	31	-	-	-	111.3	443	82.7	-	

ORIOLES HOME RUN ACHIEVEMENTS

2-HR GAMES (2)		LEAD-OFF HR (2)		BACK-TO-BACK-TO-BACK HR (0)	
PLAYER (CAREER)	DATE	PLAYER (CAREER)	DATE	PLAYER	DATE
Jeremiah Jackson (1)	4/13 vs. AZ	Gunnar Henderson (13)	4/24 vs. BOS		
Adley Rutschman (4)	4/24 vs. BOS	Taylor Ward (11)	5/19 @ TB		
3-HR GAMES (0)		WALK-OFF HR (2)		TOP 5 HR EXIT VELOCITY (MPH)	
PLAYER (CAREER)	DATE	PLAYER (CAREER)	DATE	PLAYER	STAT
		Colton Cowser (2)	2x, last: 5/25 vs. TB	Pete Alonso	114.6
GRAND SLAMS (4)		INSIDE-THE-PARK HR (0)		TOP 5 HR HIT DISTANCE (FT)	
PLAYER (CAREER)	DATE	PLAYER	DATE	PLAYER	STAT
Jeremiah Jackson (2)	2x, last: 4/30 vs. HOU			Pete Alonso	5/2 @ NYY
Adley Rutschman (3)	4/30 vs. HOU	BACK-TO-BACK HR (1)		Coby Mayo	114.2
Leody Taveras (1)	4/20 @ KC	PLAYER	DATE	Colton Cowser	113.3
PINCH-HIT HR (0)		PLAYER	DATE	Coby Mayo	112.7
PLAYER (CAREER)	DATE	Basallo/O'Neill	5/16 @ WSH	Colton Cowser	111.5
		TOP 5 HR BAT SPEED (MPH)		PLAYER	STAT
		PLAYER	DATE	Samuel Basallo	85.0
		Samuel Basallo	5/16 @ WSH	Samuel Basallo	82.8
		Samuel Basallo	4/24 vs. BOS	Colton Cowser	81.9
		Colton Cowser	5/17 @ WSH	Samuel Basallo	81.9
		Samuel Basallo	4/26 vs. BOS	Jeremiah Jackson	80.9
		Jeremiah Jackson	4/14 vs. AZ		

ORIOLES HITTING MISC

PLAYER	MULTI HIT GAMES				TOTAL	MULTI RBI GAMES				TOTAL
	2	3	4	5+		2	3	4	5+	
Blaze Alexander	3	3	0	0	6	1	0	0	0	1
Pete Alonso	11	2	0	0	13	7	1	1	0	9
Samuel Basallo	8	1	1	0	10	2	1	1	0	4
Colton Cowser	2	0	0	0	2	3	1	0	0	4
Gunnar Henderson	7	4	1	0	12	7	0	0	0	7
Jackson Holliday	2	0	0	0	2	1	0	0	0	1
Jeremiah Jackson	6	2	0	0	8	3	2	0	2	7
Coby Mayo	4	0	0	0	4	2	3	0	0	5
Tyler O'Neill	1	0	0	0	1	0	1	0	0	1
Adley Rutschman	9	2	0	0	11	4	1	1	1	7
Leody Taveras	8	0	0	0	8	3	0	1	0	4
Taylor Ward	6	1	3	0	10	3	1	0	0	4
Weston Wilson	1	0	0	0	1	1	0	0	0	1

ORIOLES LAST TIME IT HAPPENED

FOR THE ORIOLES

AGAINST THE ORIOLES

INDIVIDUAL BATTING

SPLIT	VALUE	SPLIT	VALUE
Grand Slam	J Jackson/A Rutschman, 4/30/2026 vs. HOU	Grand Slam	Andruw Monasterio, 4/25/2026 vs. BOS
Pinch-Hit Home Run	Alex Jackson, 7/26/2025 vs. COL	Pinch-Hit Home Run	Justin Turner, 8/3/2025 @ CHC
Pinch-Hit Walk-Off Home Run	Nolan Reimold, 7/24/2016 vs. CLE	Pinch-Hit Walk-Off Home Run	Justin Turner, 8/3/2025 @ CHC
2 Home Run Game	Adley Rutschman, 4/24/2026 vs. BOS	2 Home Run Game	Cody Bellinger, 5/2/2026 @ NYY
3+ Home Run Game	Ryan Mountcastle, 3, 6/19/2021 vs. TOR	3+ Home Run Game	Kyle Stowers, 3, 7/13/2025 vs. MIA
2 Home Runs, One Inning	Mark Trumbo, 2, 4/15/2016 @ TEX	2 Home Runs, One Inning	Adrian Beltré, 2, 8/22/2012 @ TEX
Leadoff Home Run	Taylor Ward, 5/19/2026 @ TB	Leadoff Home Run	Kevin McGonigle, 5/22/2026 vs. DET
Walk-Off Home Run	Colton Cowser, 5/25/2026 vs. TB	Walk-Off Home Run	Justin Turner, 8/3/2025 @ CHC
Walk-Off Grand Slam	Manny Machado, 8/18/2017 vs. LAA	Walk-Off Grand Slam	John Hicks, 9/14/2019 @ DET
Walk-Off Win	Colton Cowser, 5/25/2026 vs. TB	Walk-Off Win	Javier Sanoja, 5/7/2026 @ MIA
5 Hit Game	Adley Rutschman, 6/21/2024 @ HOU	5 Hit Game	Jesús Sánchez, 8/21/2025 vs. HOU
6+ Hit Game	Cal Ripken Jr., 6, 6/13/1999 @ ATL	6+ Hit Game	Austin Wynns, 6, 4/20/2025 vs. CIN
2 Hits, One Inning	Gunnar Henderson, 7/26/2025 vs. COL	2 Hits, One Inning	Jasson Domínguez, 5/3/2026 @ NYY
5 RBI Game	Jeremiah Jackson, 4/30/2026 vs. HOU	5 RBI Game	Keibert Ruiz, 5/16/2026 @ WSH
6 RBI Game	Adley Rutschman, 4/24/2026 vs. BOS	6 RBI Game	Kyle Schwarber, 8/4/2025 @ PHI
7 RBI Game	Manny Machado, 8/18/2017 vs. LAA	7 RBI Game	Noelvi Marte, 4/20/2025 vs. CIN
8 RBI Game	Chris Hoiles, 8/14/1998 @ CLE	8 RBI Game	Rafael Devers, 5/23/2025 @ BOS
9+ RBI Game	Ryan Mountcastle, 9, 4/11/2023 vs. OAK	9+ RBI Game	Mike Moustakas, 9, 9/12/2015 vs. KC
Steal of Home	Ryan Mountcastle, 8/14/2025 vs. SEA	Steal of Home	Ryan Vilade, 5/20/2026 @ TB
3+ Stolen Base Game	Gunnar Henderson, 3, 9/17/2025 @ CWS	3+ Stolen Base Game	Sam Haggerty, 3, 6/24/2025 vs. TEX

TEAM BATTING

SPLIT	VALUE	SPLIT	VALUE
4 Home Run Game	9/3/2025 @ SD	4 Home Run Game	4/13/2026 vs. AZ
5 Home Run Game	4/19/2025 vs. CIN	5 Home Run Game	5/18/2025 vs. WSH
6 Home Run Game	4/24/2026 vs. BOS	6 Home Run Game	8/4/2025 @ PHI
7+ Home Run Game	7, 6/2/2016 vs. BOS	7+ Home Run Game	7, 5/4/2025 vs. KC
3 Home Runs, One Inning	4/24/2026 vs. BOS	3 Home Runs, One Inning	4/25/2026 vs. BOS
4+ Home Runs, One Inning	4, 8/19/2016 vs. HOU	4+ Home Runs, One Inning	4, 4/29/2025 vs. NYY

INDIVIDUAL PITCHING

SPLIT	VALUE	SPLIT	VALUE
No-Hitter	John Means, 9.0, 5/5/2021 @ SEA	No-Hitter	Hisashi Iwakuma, 9.0, 8/12/2015 @ SEA
Complete Game	Trevor Rogers, 8.0, 8/1/2025 @ CHC	Complete Game	Nathan Eovaldi, 9.0, 5/28/2022 @ BOS
Complete Game, 1-Hitter	Dylan Bundy, 9.0, 8/29/2017 vs. SEA	Complete Game, 1-Hitter	R.A. Dickey, 9.0, 6/18/2012 @ NYM
Complete Game, 2-Hitter	Dylan Bundy, 9.0, 5/24/2018 @ CWS	Complete Game, 2-Hitter	Gerrit Cole, 7.0, 9/11/2020 @ NYY
Complete Game Shutout	Dean Kremer, 9.0, 9/23/2022 vs. HOU	Complete Game Shutout	Max Fried, 9.0, 8/20/2021 vs. ATL
10+ Strikeout Game	Kyle Bradish, 10, 5/8/2026 vs. ATH	10+ Strikeout Game	Gavin Williams, 11, 4/18/2026 @ CLE
15+ Strikeout Game	Erik Bedard, 15, 7/7/2007 @ TEX	15+ Strikeout Game	Shane Bieber, 15, 5/19/2019 @ CLE
4+ Strikeouts In An Inning	Mike Cuellar, 4, 5/29/1970 @ CAL	4+ Strikeouts In An Inning	Zach Duke, 4, 3/29/2018 vs. MIN

ORIOLES HIGHS & LOWS

TEAM BATTING

Most At-Bats, Game	45, 5/25 vs. TB
Most Plate Appearances, Game	54, 5/25 vs. TB
Most Runs, Game	10, 2x, last: 4/30 vs. HOU
Most Runs, Inning	6, 2x, last: 4/22 @ KC
Most Hits, Game	20, 4/24 vs. BOS
Most Hits, Inning	5, 3x, last: 5/22 vs. DET
Fewest Hits, Game	3, 3x, last: 5/24 vs. DET (G2)
Most Doubles, Game	5, 4/8 @ CWS
Most Triples, Game	1, 4x, last: 5/6 @ MIA
Most Extra-Base Hits, Game	7, 4/24 vs. BOS
Most Home Runs, Game	6, 4/24 vs. BOS
Most Home Runs, Inning	3, 4/24 vs. BOS
Most Total Bases, Game	39, 4/24 vs. BOS
Most RBI, Game	10, 2x, last: 4/30 vs. HOU
Most Stolen Bases, Game	3, 3x, last: 5/24 vs. DET
Most Caught Stealing, Game	2, 2x, last: 5/25 vs. TB
Most Walks, Game	8, 3x, last: 4/30 vs. HOU (G2)
Most Hit-By-Pitch, Game	2, 4/7 @ CWS
Most Strikeouts, Game	16, 2x, last: 4/18 @ CLE
Most Sac Hits, Game	1, 7x, last: 5/25 vs. TB
Most Sac Flies, Game	2, 4/1 vs. TEX
Most GDP, Game	3, 5/3 @ NYY
Most Left On Base, Game	14, 4/7 @ CWS

INDIVIDUAL BATTING

Most At-Bats	5, 51x, last: Blaze Alexander, 5/25 vs. TB
Most Plate Appearances	6, 9x, last: Blaze Alexander, 5/25 vs. TB
Most Runs	4, Pete Alonso, 5/5 @ MIA
Most Hits	4, 5x, last: Gunnar Henderson, 5/17 @ WSH
Most Doubles	3, Taylor Ward, 4/8 @ CWS
Most Triples	1, 4x, last: Blaze Alexander, 5/6 @ MIA
Most Extra-Base Hits	3, Taylor Ward, 4/8 @ CWS
Most Home Runs	2, 2x, last: Adley Rutschman, 4/24 vs. BOS
Most Total Bases	9, 2x, last: Adley Rutschman, 4/24 vs. BOS
Most RBI	6, Adley Rutschman, 4/24 vs. BOS
Most Stolen Bases	2, 2x, last: Jackson Holliday, 5/24 vs. DET
Most Caught Stealing	1, 12x, last: Blaze Alexander, 5/25 vs. TB
Most Walks	3, 3x, last: Taylor Ward, 5/9 vs. ATH
Most Hit-By-Pitch	1, 12x, last: Gunnar Henderson, 5/25 vs. TB
Most Strikeouts	4, 4x, last: Samuel Basallo, 4/30 vs. HOU (G2)
Most Sac Hits	1, 7x, last: Leody Taveras, 5/25 vs. TB
Most Sac Flies	1, 14x, last: Taylor Ward, 5/26 vs. TB
Most GDP	2, Jeremiah Jackson, 5/3 @ NYY
Most Left On Base	6, Gunnar Henderson, 5/13 vs. NYY

TEAM PITCHING

Most Innings Pitched, Game	13.0, 5/25 vs. TB
Most Runs Allowed, Game	17, 4/25 vs. BOS
Most Runs Allowed, Inning	10, 4/25 vs. BOS
Fewest Runs Allowed, Game	0, 5/13 vs. NYY
Most Hits Allowed, Game	18, 5/18 @ TB
Most Hits Allowed, Inning	10, 4/25 vs. BOS
Fewest Hits Allowed, Game	1, 5/13 vs. NYY
Most Earned Runs Allowed, Game	15, 5/18 @ TB
Most Doubles Allowed, Game	6, 2x, last: 5/18 @ TB
Most Triples Allowed, Game	1, 9x, last: 5/18 @ TB
Most Home Runs Allowed, Game	4, 4/13 vs. AZ
Most Stolen Bases Allowed, Game	4, 4/26 vs. BOS
Most Walks Allowed, Game	8, 5/4 @ NYY
Fewest Walks Allowed, Game	0, 2x, last: 5/22 vs. DET
Most Hit-By-Pitch, Game	2, 3x, last: 5/5 @ MIA
Most Strikeouts, Game	13, 2x, last: 4/20 @ KC

INDIVIDUAL PITCHING

Most Innings Pitched	7.0, 4x, last: Shane Baz, 5/26 vs. TB
Most Runs Allowed	10, Brandon Young, 4/30 vs. HOU (G2)
Most Hits Allowed	10, Kyle Bradish, 4/20 @ KC
Fewest Hits Allowed, Complete Game	-
Most Earned Runs Allowed	7, 2x, last: Trevor Rogers, 5/18 @ TB
Most Home Runs Allowed	3, Dean Kremer, 4/13 vs. AZ
Most Walks Allowed	5, Shane Baz, 5/4 @ NYY
Most Hit-By-Pitch	2, 2x, last: Chris Bassitt, 5/5 @ MIA
Most Strikeouts, Reliever	6, Chris Bassitt, 5/10 vs. ATH
Most Strikeouts	10, Kyle Bradish, 5/8 vs. ATH

TEAM MISC

Longest Game, Innings	13, 5/25 vs. TB
Longest Game, Time (9 Innings)	3:15, 5/3 @ NYY
Longest Game, Time (Extra Innings)	4:12, 5/25 vs. TB
Shortest Game, Time	2:20, 4/18 @ CLE
Largest Home Crowd	42,134, 3/26 vs. MIN
Smallest Home Crowd	10,289, 4/13 vs. AZ
Largest Road Crowd	46,049, 5/2 @ NYY
Smallest Road Crowd	6,600, 5/5 @ MIA
Largest Winning Margin	7, 3x, last: 5/13 vs. NYY
Largest Losing Margin	-16, 4/25 vs. BOS
Largest Comeback Win	6, 4/13 vs. AZ
Largest Lead Blown In Loss	3, 4/21 @ KC
Most Games Under .500	8, 1x, last: 5/20 (21-29)
Most Games Over .500	2, 1x, last: 4/13 (9-7)

TEAM FIELDING

Most Errors, Game	3, 4/25 vs. BOS
Most Double Plays Turned, Game	3, 3/26 vs. MIN

ORIOLES STREAKS

INDIVIDUAL BATTING

Longest Hitting Streak	10, Samuel Basallo, 5/5-5/17
Longest Home Run Streak	3, Coby Mayo, 4/21-4/24
Longest On-Base Streak	16, Taylor Ward, 3/28-4/14

TEAM BATTING

Longest Home Run Streak	7, 2x, last: 5/16-5/24
-------------------------	------------------------

INDIVIDUAL PITCHING

Longest Winning Streak	3, 3x, last: Dietrich Enns, 5/11-5/25
Longest Losing Streak	6, Trevor Rogers, 4/14-5/24
Longest Saves Streak	7, Ryan Helsley, 3/26-4/28

TEAM MISC

Longest Winning Streak	3, 2x, last: 4/11-4/13
Longest Losing Streak	5, 4/30-5/4

ORIOLES INSTANT REPLAY

TEAM	CHALLENGES	WON	LOST	RATE
Orioles	22	12	10	55%
Opponents	10	7	3	70%

ORIOLES RUNS BY INNING

TEAM	1	2	3	4	5	6	7	8	9	10+	TOTAL
Orioles	19	17	22	30	36	32	33	22	19	13	243
Opponents	30	43	27	31	38	26	30	38	18	12	293

ORIOLES RECORD BY POSITION

PLAYER	C	1B	2B	3B	SS	LF	CF	RF	DH
Blaze Alexander	-	-	6-3	3-8	3-2	1-1	0-5	0-1	-
Pete Alonso	-	23-26	-	-	-	-	-	-	2-4
Samuel Basallo	13-10	-	-	-	-	-	-	-	5-10
Dylan Beavers	-	-	-	-	-	1-3	2-1	7-8	5-2
Colton Cowser	-	-	-	-	-	2-1	4-7	9-4	0-1
Gunnar Henderson	-	-	-	-	22-28	-	-	-	3-1
Jackson Holliday	-	-	3-2	-	-	-	-	-	-
Sam Huff	0-2	-	-	-	-	-	-	-	-
Jeremiah Jackson	-	-	16-25	-	-	-	-	-	1-0
Coby Mayo	-	0-4	-	17-14	-	-	-	-	2-2
Ryan Mountcastle	-	2-0	-	-	-	-	-	-	2-0
Tyler O'Neill	-	-	-	-	-	-	-	9-14	0-1
Johnathan Rodríguez	-	-	-	-	-	-	-	0-3	-
Adley Rutschman	12-18	-	-	-	-	-	-	-	1-4
Leody Taveras	-	-	-	-	-	-	19-17	-	-
Taylor Ward	-	-	-	-	-	21-24	-	-	4-5
Weston Wilson	-	-	-	5-8	-	0-1	-	-	-

ORIOLES RECORD BY BATTING ORDER

PLAYER	1	2	3	4	5	6	7	8	9
Blaze Alexander	-	-	-	-	-	-	1-0	1-1	11-19
Pete Alonso	-	-	11-12	14-18	-	-	-	-	-
Samuel Basallo	-	-	-	6-2	11-15	1-2	0-1	-	-
Dylan Beavers	-	-	3-3	1-1	5-2	1-6	4-1	1-1	-
Colton Cowser	-	-	-	-	0-1	-	13-7	2-4	0-1
Gunnar Henderson	13-11	12-18	-	-	-	-	-	-	-
Jackson Holliday	-	-	-	-	-	-	0-1	1-0	2-1
Sam Huff	-	-	-	-	-	-	-	0-2	-
Jeremiah Jackson	-	-	-	-	0-2	4-3	1-6	2-6	10-8
Coby Mayo	-	-	-	-	1-1	1-4	3-5	13-10	1-0
Ryan Mountcastle	-	-	-	1-0	1-0	2-0	-	-	-
Tyler O'Neill	-	-	-	1-1	5-8	2-6	-	-	1-0
Johnathan Rodríguez	-	-	-	0-3	-	-	-	-	-
Adley Rutschman	-	0-2	11-15	2-5	-	-	-	-	-
Leody Taveras	-	-	-	-	1-0	13-7	3-9	2-1	-
Taylor Ward	12-19	13-10	-	-	-	-	-	-	-
Weston Wilson	-	-	-	-	1-1	1-2	-	3-5	0-1

ORIOLES EJECTIONS (2)

DATE	PLAYER/COACH	UMPIRE
4/5 @ PIT	Craig Albernaz	James Jean
5/10 vs. ATH	Miguel Cairo	Carlos Torres

ORIOLES OUTFIELD ASSISTS (5)

PLAYER	TOTAL
Dylan Beavers	2
Tyler O'Neill	2
Leody Taveras	1

ORIOLES WALK-OFF WINS (2)

PLAYER	DATE	PLAY RESULT
Colton Cowser	5/24 vs. DET	Home Run
Colton Cowser	5/25 vs. TB	Home Run

ORIOLES ON THE INJURED LIST (11)

PLAYER	IL	INJURY	DATE ON	ELIGIBLE TO RETURN	GAMES MISSED	TEAM RECORD
Félix Bautista	60-Day	Right shoulder surgery	2/20	5/24	55	24-31
Dylan Beavers	10-Day	Right oblique strain	5/11	5/21	14	7-7
Zach Eflin	60-Day	Right elbow discomfort	4/1	5/31	50	23-27
Ryan Helsley	15-Day	Right elbow inflammation	4/29	5/14	26	11-15
Yaramil Hiraldo	60-Day	Right shoulder inflammation	4/2	6/1	49	22-27
Heston Kjerstad	60-Day	Right hamstring strain	3/22	5/24	55	25-30
Dean Kremer	15-Day	Right quad strain	4/20	5/5	33	15-18
Ryan Mountcastle	60-Day	Left foot fracture	4/13	6/12	40	17-23
Cade Povich	15-Day	Left elbow inflammation	5/8	5/23	17	8-9
Colin Selby	60-Day	Right shoulder inflammation	2/14	5/24	55	25-30
Jordan Westburg	60-Day	Right elbow UCL sprain	3/22	5/24	55	25-30

2026 SCHEDULE

G#	DATE	OPP.	W-L	SCORE	WP/LP/SV	REC	POS	GA/GB	ATT.
1	3/26	vs. MIN	W	2-1	Rogers/Funderburk/Helsley	1-0	T-1 st	0.0	42,134*
	3/27	OFF DAY				1-0	T-2 nd	-0.5	
2	3/28	vs. MIN	L	4-1	Banda/Bradish/Sands	1-1	T-3 rd	-1.5	26,057
3	3/29	vs. MIN	W	8-6	Garcia/Abel/Helsley	2-1	3 rd	-1.0	18,071
4	3/30	vs. TEX	L	5-2	Leiter/Bassitt/Alexander	2-2	T-3 rd	-1.0	11,209
5	3/31	vs. TEX	L	8-5	Winn/Cano	2-3	T-3 rd	-2.0	13,542
MARCH TOTALS: 2-3			TEAM ERA: 4.60	TEAM AVG: .233					
6	4/1	vs. TEX	W	8-3	Rogers/Eovaldi/Suárez	3-3	3 rd	-2.0	14,324
	4/2	OFF DAY				3-3	3 rd	-2.0	
7	4/3	at PIT	L	5-4	Keller/Bradish/Soto	3-4	3 rd	-3.0	38,986
8	4/4	at PIT	L	3-2	Santana/Helsley	3-5	T-3 rd	-4.0	27,949
9	4/5	at PIT	L	8-2	Ashcraft/Bassitt	3-6	4 th	-4.0	11,956
10	4/6	at CWS	W	2-1	Young/Feedde/Helsley	4-6	T-3 rd	-3.5	17,221
11	4/7	at CWS	W	4-2	Cano/Hicks/Helsley	5-6	T-2 nd	-3.5	10,750
12	4/8	at CWS	W	5-3	Bradish/Sims/García	6-6	2 nd	-2.5	10,133
	4/9	OFF DAY				6-6	2 nd	-2.0	
13	4/10	vs. SF	L	6-3	Roupp/Baz	6-7	T-2 nd	-2.0	32,294
14	4/11	vs. SF	W	6-2	Wolfram/Webb	7-7	T-2 nd	-1.0	29,444
15	4/12	vs. SF	W	6-2	Povich/Houser	8-7	T-1 st	0.0	24,091
16	4/13	vs. AZ	W	9-7	Suárez/Loáisiga/Helsley	9-7	T-1 st	0.0	10,289
17	4/14	vs. AZ	L	4-3	Kelly/Rogers/Sewald	9-8	T-2 nd	-0.5	13,524
18	4/15	vs. AZ	L	8-5 (10)	Thompson/Wells/Morillo	9-9	3 rd	-1.5	17,028
19	4/16	at CLE	L	4-2	Messick/Baz/Smith	9-10	3 rd	-2.5	14,748
20	4/17	at CLE	W	6-4	Garcia/Sabrowski/Helsley	10-10	3 rd	-1.5	23,988
21	4/18	at CLE	L	4-2	Williams/Kremer/Smith	10-11	3 rd	-2.5	20,783
22	4/19	at CLE	L	8-4	Festa/Rogers	10-12	3 rd	-3.0	17,408
23	4/20	at KC	W	7-5 (12)	Nunez/Lange	11-12	3 rd	-2.5	13,589
24	4/21	at KC	L	6-5	Erceg/Helsley	11-13	3 rd	-3.5	15,164
25	4/22	at KC	W	8-6	Bassitt/Wacha/Nunez	12-13	3 rd	-3.5	14,175
	4/23	OFF DAY				12-13	3 rd	-4.0	
26	4/24	vs. BOS	W	10-3	Young/Bello	13-13	3 rd	-4.0	26,776
27	4/25	vs. BOS	L	17-1	Crochet/Rogers	13-14	3 rd	-5.0	33,582
28	4/26	vs. BOS	L	5-3	Early/Bradish/Chapman	13-15	3 rd	-5.0	32,511
	4/27	OFF DAY				13-15	3 rd	-5.5	
29	4/28	vs. HOU	W	5-3	Baz/Teng/Helsley	14-15	3 rd	-5.5	13,233
	4/29	vs. HOU	**POSTPONED**		Rescheduled for 4/30 (DH)	14-15	3 rd	-5.0	
30	4/30-1	vs. HOU	W	10-3	Bassitt/Lambert	15-15	--	--	--
31	4/30-2	vs. HOU	L	11-5	McCullers Jr./Young	15-16	3 rd	-5.0	26,586
APRIL TOTALS: 13-13			TEAM ERA: 4.23	TEAM AVG: .238					
32	5/1	at NYY	L	7-2	Warren/Povich	15-17	T-3 rd	-6.0	41,239
33	5/2	at NYY	L	9-4	Weathers/Bradish	15-18	4 th	-7.0	46,049
34	5/3	at NYY	L	11-3	Cruz/Wolfram	15-19	4 th	-8.0	43,416
35	5/4	at NYY	L	12-1	Schlittler/Baz	15-20	4 th	-9.0	36,802
36	5/5	at MIA	W	9-7	Garcia/Nardi	16-20	4 th	-9.0	6,600
37	5/6	at MIA	W	7-4	Young/Pérez/Garcia	17-20	3 rd	-8.0	6,607
38	5/7	at MIA	L	4-3	Faucher/Kittredge	17-21	3 rd	-9.0	8,588
39	5/8	vs. ATH	L	4-3	Lopez/Bradish/Harris	17-22	T-4 th	-9.0	39,311
40	5/9	vs. ATH	L	6-2	Civale/Baz	17-23	5 th	-9.0	30,707
41	5/10	vs. ATH	W	2-1	Bassitt/Severino/Garcia	18-23	4 th	-9.0	24,213
42	5/11	vs. NYY	W	3-2	Enns/Headrick/Nunez	19-23	3 rd	-9.0	23,160
43	5/12	vs. NYY	L	6-2	Warren/Rogers	19-24	3 rd	-10.0	20,344
44	5/13	vs. NYY	W	7-0	Bradish/Fried	20-24	3 rd	-9.0	14,521
	5/14	OFF DAY				20-24	3 rd	-9.0	
45	5/15	at WSH	L	3-2	Littell/Baz/Lovelady	20-25	3 rd	-10.0	38,912
46	5/16	at WSH	L	13-3	Cavalli/Bassitt	20-26	4 th	-10.0	40,559
47	5/17	at WSH	W	7-3	Nunez/Lovelady	21-26	4 th	-10.0	26,715
48	5/18	at TB	L	16-6	McClanahan/Rogers	21-27	4 th	-11.0	13,633
49	5/19	at TB	L	4-1	Kelly/Bradish/Baker	21-28	5 th	-12.0	13,956
50	5/20	at TB	L	5-3	Scholtens/Nunez/Seymour	21-29	5 th	-13.0	11,846
	5/21	OFF DAY				21-29	5 th	-13.0	
51	5/22	vs. DET	W	7-4	Bassitt/Flaherty/Nunez	22-29	5 th	-13.0	14,956
	5/23	vs. DET	**POSTPONED**		Rescheduled for 5/24 (DH)	22-29	5 th	-13.0	
52	5/24-1	vs. DET	W	5-3	Enns/Jansen	23-29	--	--	17,616
53	5/24-2	vs. DET	L	4-1	Melton/Rogers/Anderson	23-30	4 th	-12.5	19,735
54	5/25	vs. TB	W	9-7 (13)	Enns/Scholtens	24-30	4 th	-11.5	22,388
55	5/26	vs. TB	W	6-1	Baz/Jax	25-30	4 th	-10.5	11,878
56	5/27	vs. TB	6:35 PM	MASN FS1 ¹					
57	5/28	vs. TOR	6:35 PM	MASN					
58	5/29	vs. TOR	7:05 PM	MASN					
59	5/30	vs. TOR	4:05 PM	MASN					
60	5/31	vs. TOR	12:15 PM	PEACOCK					
MAY TOTALS: 10-14			TEAM ERA: 5.43	TEAM AVG: .228					
	6/1	OFF DAY							
61	6/2	at BOS	6:45 PM	MASN					
62	6/3	at BOS	6:45 PM	MASN					
63	6/4	at BOS	1:35 PM	MASN					
64	6/5	at TOR	7:07 PM	MASN					
65	6/6	at TOR	3:07 PM	MASN					
66	6/7	at TOR	1:37 PM	MASN					
67	6/8	vs. SEA	6:35 PM	MASN					
68	6/9	vs. SEA	6:35 PM	MASN					
69	6/10	vs. SEA	6:35 PM	MASN					
70	6/11	vs. SEA	7:05 PM	ESPN					
71	6/12	vs. SD	7:05 PM	MASN					
72	6/13	vs. SD	4:05 PM	MASN					
73	6/14	vs. SD	1:35 PM	MASN					
	6/15	OFF DAY							
74	6/16	at SEA	9:40 PM	MASN					
75	6/17	at SEA	9:40 PM	MASN					
76	6/18	at SEA	4:10 PM	MASN					
77	6/19	at LAD	10:10 PM	MASN					
78	6/20	at LAD	10:10 PM	MASN					
79	6/21	at LAD	4:10 PM	MASN					
80	6/22	at LAA	9:38 PM	MASN					
81	6/23	at LAA	9:38 PM	MASN					
82	6/24	at LAA	4:07 PM	MASN					
	6/25	OFF DAY							
83	6/26	vs. WSH	7:05 PM	MASN					
84	6/27	vs. WSH	7:05 PM	MASN					
85	6/28	vs. WSH	1:35 PM	MASN					
86	6/29	vs. CWS	6:35 PM	MASN					
87	6/30	vs. CWS	6:35 PM	MASN					
JUNE TOTALS: 0-0			TEAM ERA: ---	TEAM AVG: ---					
88	7/1	vs. CWS	12:35 PM	MASN					
	7/2	OFF DAY							
89	7/3	at CIN	7:10 PM	MASN					
90	7/4	at CIN	7:10 PM	MASN					
91	7/5	at CIN	1:00 PM	PEACOCK					
	7/6	OFF DAY							
92	7/7	vs. CHC	6:35 PM	MASN					
93	7/8	vs. CHC	6:35 PM	MASN					
94	7/9	vs. CHC	6:35 PM	MASN					
95	7/10	vs. KC	7:05 PM	MASN					
96	7/11	vs. KC	7:05 PM	MASN					
97	7/12	vs. KC	1:35 PM	MASN					

G#	DATE	OPP.	W-L	SCORE	WP/LP/SV	REC	POS	GA/GB	ATT.
	7/13	Home Run Derby (Citizens Bank Park - Philadelphia, PA)							
	7/14	MLB All-Star Game (Citizens Bank Park - Philadelphia, PA)							
	7/15-16	All-Star Break							
98	7/17	at HOU	8:10 PM	MASN					
99	7/18	at HOU	4:10 PM	MASN					
100	7/19	at HOU	2:10 PM	MASN					
101	7/20	at BOS	7:10 PM	MASN					
102	7/21	at BOS	7:10 PM	MASN					
103	7/22	at BOS	7:10 PM	MASN					
	7/23	OFF DAY							
104	7/24	vs. ATL	7:05 PM	MASN					
105	7/25	vs. ATL	7:05 PM	MASN					
106	7/26	vs. ATL	1:35 PM	MASN					
107	7/27	at DET	6:40 PM	MASN					
108	7/28	at DET	6:40 PM	MASN					
109	7/29	at DET	1:10 PM	MASN					
	7/30	OFF DAY							
110	7/31	vs. PHI	7:05 PM	MASN					
JULY TOTALS: 0-0			TEAM ERA: ---	TEAM AVG: ---					
111	8/1	vs. PHI	7:05 PM	MASN					
112	8/2	vs. PHI	1:35 PM	MASN					
	8/3	OFF DAY							
113									