

# GAME NOTES

FRIDAY, SEPTEMBER 17, 2021 • GAME #147 • ROAD GAME #73  
BALTIMORE ORIOLES (47-99) at BOSTON RED SOX (83-65)  
LHP Keegan Akin (2-9, 6.83) vs. LHP Chris Sale (3-0, 2.52)



2016	2014	2012	1997	1996	1983	1979	1974	1973	1971	1970	1969	1966
AL WILD CARD	AL EAST CHAMPS	AL WILD CARD	AL EAST CHAMPS	AL WILD CARD	WORLD CHAMPS	AL CHAMPS	AL EAST CHAMPS	AL EAST CHAMPS	AL CHAMPS	WORLD CHAMPS	AL CHAMPS	WORLD CHAMPS

O's SEASON BREAKDOWN	
Overall	47-99
Home	23-51
Road	24-48
Day	14-39
Night	33-60
Current Streak	W1
Last 5 Games	1-4
Last 10 Games	4-6
April	12-14
May	5-23
June	10-17
July	10-12
August	4-24
September	6-9
vs. LHSP	20-40
vs. RHSP	27-59
Series Opener	15-32
Series Opener at Home	7-17
Series Opener on Road	8-15
By Series	11-29-7
By Home Series	4-15-5
By Road Series	7-14-2
Rubber Games	6-4
Sweeps/Were Swept	3-17
Scored First	29-36
Opponent Scored First	18-63
1-run games	12-22
Comeback Wins	22-46
Last AB Wins	11-18
Walk-off Wins	5-6
Extra Innings	4-6
Led After 6	34-9
Led After 7	36-6
Led After 8	39-5
Tied After 6	3-11
Tied After 7	3-11
Tied After 8	5-5
Behind After 6	10-79
Behind After 7	7-76
Behind After 8	2-82
vs. A.L. Teams	41-88
vs. N.L. Teams	6-11
Hit 0 HR	10-37
Hit 1+ HR	37-62
Scored 3 or Fewer Runs	4-67
Scored 4 or More Runs	43-32
Allowed 3 or Fewer Runs	32-13
Allowed 4 or More Runs	15-86
More Hits than Opponent	34-17
Fewer Hits than Opponent	10-74
Committed No Errors	38-58
Committed 1 or More Errors	9-41

VS. BOSTON	
Record in 2021	4-9
at Home	1-6
at Fenway Park	3-3
Team AVG/OBP/SLG	.248/.321/.403
Runs per Game	4.2 (54 R/13 G)
All-Time Record (since 1954)	508-605
All-Time at Home	256-302
All-Time at Boston	252-303

ORIOLES - RED SOX HEAD-TO-HEAD	
BALTIMORE.....	BOSTON
4-9.....	Record.....
248.....	Average.....
54.....	Runs.....
111.....	Hits.....
14.....	Home Runs.....
6.10.....	ERA.....
98.....	Strikeouts.....
9.....	Errors.....

ORIOLESPRESSBOX.COM	
To find the latest Orioles Game Notes, Rosters, Supplemental Bios, Press Releases, Orioles 2021 Media Guide, and other team related information, please visit <a href="http://www.oriolepressbox.com">www.oriolepressbox.com</a>	

**ABOUT LAST NIGHT:** The Orioles recorded their fourth walk-off win of the season last night, defeating the Yankees 3-2 in 10 innings; finished 8-11 in the season series against New York-AL, their most wins since 2016...It was the O's second win this season (2-82) when trailing entering the ninth inning (also: July 25 vs. Washington)...It was the fourth time this season (4-67) the Orioles won a game when scoring three-or-fewer runs (also: April 2 at BOS - 3-0, April 30 at Oakland - 3-2, and June 4 vs. Cleveland - 3-1).

⚾ Last night's time of game was 4:04, the second-longest O's game of the season (4:19 - June 28 at Houston)...The O's have gone 6-0 in their six-longest games this season (four against New York-AL and two against Houston).

**SEPTEMBER HAYS:** OF **Austin Hays** recorded his first career walk-off plate appearance last night (RBI single)...Hays' 33 RBI since the All-Star break are tied for the team lead (**Mountcastle**).

⚾ He's hit safely in 20 of his last 22 games, since August 24, raising his OPS +.077 during this stretch, from .686 to his current .763...He's slashing .293/.339/.690 (17-for-58) with six home runs in 14 September games...His six homers are the most he's hit in any month this season.

⚾ His six home runs in September, including two multi-homer games, are tied for the third-most in the American League and tied for the fourth-most in the majors, while his 10 extra-base hits (3-2B, 3B, 6 HR) this month are tied for the third-most in the AL and tied for fifth-most in the majors.

⚾ For his career, Hays has slashed .302/.344/.549 (71-for-235) with 14 home runs in 68 September games...Has 15 total homers in all other months combined (121 G).

⚾ This season, he is batting .297/.332/.538 (54-for-182) with 10 home runs against left-handed pitching, while hitting .222/.277/.407 (55-for-248) with 10 homers against right-handed pitching.

**RAKING ROOKIE:** INF/OF **Ryan Mountcastle** connected on his 29<sup>th</sup> home run of the season last night, setting the Orioles single-season home run rookie record...Mountcastle passed previous record holder **Cal Ripken, Jr.**'s total of 28 set in 1982...Mountcastle's 29 home runs are the second-most by a rookie in the majors (**García**, TEX - 30)...There have been five 30+ home runs seasons by a rookie in the American League since 2000 (**Judge**, NYY - 52 in 2017, **Abreu**, CWS - 36 in 2014, **Jiménez**, CWS - 31 in 2019, **Trout**, LAA - 30 in 2012, and **García**, TEX - 30 this year).

⚾ Mountcastle's 29 home runs are tied for the Orioles team lead (**Mullins**); **Jay Gibbons** in 2001 (15 HR) is the last Orioles rookie to tie for the team lead in home runs in a single season, while **Curt Blefary** in 1965 (22 HR) is the last O's rookie to lead the club in home runs outright in a single season.

⚾ His 15 home runs since the All-Star Break (43 G) lead the O's, are the most by a rookie in the second-half, and are tied for the seventh-most in the American League...He's slashing .270/.321/.580 (47-for-174) in the second half...His .580 second half slugging percentage is the fourth-highest in the AL among qualifiers (min. 184 PA).

⚾ His 81 RBI are the fifth-most in a single-season by an O's rookie; trailing only **Jim Gentile** (98 - 1960), **Cal Ripken, Jr.** (93 - 1982), **Eddie Murray** (88 - 1977), and **Ron Hansen** (86 - 1960).

⚾ Mountcastle played in his 162<sup>nd</sup> career game on Wednesday night; across these 162 games, he posted a slash line of .276/.328/.492 (165-for-597) with 28 doubles, 33 home runs, 80 runs, and 103 RBI...He is the only Oriole in club history to record at least 100 RBI in their first 162 games and his 33 home runs are the second-most by an Oriole in their first 162 games (**Jay Gibbons** - 34).

**GOING, GOING, GONE:** The Orioles have homered 80 times since the All-Star Break, tied for the fifth-most in the AL...Their 57 home runs at Oriole Park in the second half (31 G) lead the majors, while their 23 home runs on the road in the second half (26 G) are the third-fewest in the majors...For the season, the O's 114 home runs at home are the third-most in baseball, while their 67 home runs on the road are the second-fewest.

⚾ The Orioles 102 combined home runs from their outfield and designated hitter spots lead the majors (**Mullins** - 29, **Hays** - 20, **Santander** - 17, **Mountcastle** - 12, **Stewart** - 12, **Mancini** - 10, **McKenna** - 2).

⚾ Orioles players have recorded 17 individual multi-home run games this season, the second-most by a team in the majors, trailing only Toronto's 21 such games...The 17 individual multi-homer games are the fifth-most in Orioles history.

⚾ The Orioles have four players with at least 20 home runs this season (**Mullins**, **Mountcastle**, **Mancini**, **Hays**)...They are one of seven teams in the majors to have at least four players with 20+ homer seasons: Houston (4) and Atlanta, Boston, Cincinnati, Los Angeles-NL, Toronto (5)...Three teams (Seattle, Tampa Bay, Toronto) currently have two players each with 30+ home runs.

⚾ **Mullins** (26 years and 351 days) and **Mountcastle** (24 years and 211 days) both lead the O's with 29 home runs...They are looking to become the third pair in Orioles history to both hit 30 home runs in a single-season before turning 27 (also: **Chris Davis** and **Adam Jones** - 2012 and **Manny Machado** and **Jonathan Schoop** - 2017).

**WALK THIS WAY:** INF **Trey Mancini** has drawn a walk in a career-high eight-straight games...It's the longest active streak in the majors and tied for the fourth-longest streak in baseball this season...It's the longest streak by an Oriole since **Brian Roberts** also walked in eight-straight games from September 9-17, 2009; the last Oriole with a walk in at least nine-straight games was **Ken Singleton** in 1978 when he walked in a club-record-tying 10-straight games...**Boog Powell** owns four of the top five walk streaks, other than Singleton's streak, in club history (nine-straight two times and 10-straight two times).

**THE MAN AT THE TOP:** OF **Cedric Mullins** sits at 29 HR and 28 SB on the season...He is looking to become the sixth player (10<sup>th</sup> time) in Major League history 5'8"-or-shorter to record 30 home runs in a single season: **José Altuve** (31 - 2019), **Jimmy Rollins** (30 - 2017), **Kirby Puckett** (31 - 1986), **Yogi Berra** (30 - 1956 and 30 - 1952), **Hack Wilson** (56 - 1930, 39 - 1929, 31 - 1928, 30 - 1927).

⚾ He is batting .359/.397/.656 (46-for-128) in the first inning this season...Mullins' 46 first-inning hits are the most in the majors and also the most in any single inning in the majors...Mullins' 20 first-inning extra-base hits (10-2B, 2-3B, 8 HR) also lead all of baseball.

⚾ Mullins is the first player in Orioles history (since 1954) to have recorded at least 28 HR/28 SB in a single season...Since 2000, he is one of 12 center fielders in the majors to have reached these numbers; he's the first in the AL to do so since **Mike Trout**, LAA in 2016 (29 HR/30 SB).

⚾ Mullins' 294 total bases are the fourth-most in the majors, trailing only: **Guerrero, Jr.**, TOR (333), **Semien**, TOR (316), and **Pérez**, KC (310).

⚾ He's made 136 starts for the O's this season (143 games), with 133 coming in center field and three as the DH; all have come while batting lead off...His 133 starts in CF are tied for the most in the majors (**Straw**, CLE).

**THIS AND THAT:**

⚾ INF **Ramón Urias** has recorded exactly one hit in 10 of his last 11 games (Since August 31); has reached base safely in all 11 games during this stretch...His .360 OBP leads American League rookies (min. 280 PA) and is the third-highest among all Major League rookies.

⚾ OF **Cedric Mullins** has hit safely in 11 of 12 games against Boston this season, slashing .380/.436/.600 (19-for-50)...INF **Trey Mancini** is a career .331/.393/.567 (42-for-127) hitter in 33 games at Fenway Park.

HITTING IT OFF	
American League Hit Leaders	
No. 1) Vladimir Guerrero, Jr., TOR	173 hits
No. 2) Bo Bichette, TOR	169 hits
No. 3) Whit Merrifield, KC	166 hits
No. 4) CEDRIC MULLINS, BAL	165 hits
No. 5) Marcus Semien, TOR	158 hits

PROVIDING THE POWER	
Major League Home Run Leaders as an Outfielder/DH	
No. 1) BALTIMORE ORIOLES	102 HR
No. 2) New York Yankees	101 HR
No. 3) Toronto Blue Jays	100 HR
No. 4) Los Angeles Angels	98 HR
No. 5) Texas Rangers	97 HR

SECOND HALF SLUGGERS	
American League Post All-Star Break Slugging Leaders (min. 184 PA)	
No. 1) Salvador Pérez, KC	.637
No. 1) Jorge Polanco, MIN	.636
No. 2) Teoscar Hernández, TOR	.594
No. 4) RYAN MOUNTCASTLE, BAL	.580
No. 5) Hunter Renfroe, BOS	.561

ROOKIE HITTING RANKS	
Ryan Mountcastle's Rankings Among American League Qualified Rookies:	
Hits - 124	3 <sup>rd</sup>
Home Runs - 29	2 <sup>nd</sup>
Doubles - 23	3 <sup>rd</sup>
RBI - 81	1 <sup>st</sup>
Extra-Base Hits - 53	2 <sup>nd</sup>
Total Bases - 236	2 <sup>nd</sup>
Slugging Percentage - .496	1 <sup>st</sup>
OPS - .807	1 <sup>st</sup>

O's STATCAST NUGGETS	
<b>Furthest Home Run</b>	
455 ft. - Mancini - 7/25 vs. WSH	
<b>Exit Velocity Max</b>	
114.6 MPH (HR) - Severino - 6/20 vs. TOR	
114.6 MPH (2B) - Mountcastle - 6/5 vs. CLE	
<b>Exit Velocity Avg.</b>	
90.9 MPH - Santander (min. 200 AB)	
<b>Sprint Speed Avg.</b>	
30.4 ft/sec - Mateo	
<b>Hard-Hit Balls</b>	
Mullins (177)	
<b>Barrels</b>	
Mancini (42)	
<b>Fastest Pitch</b>	
100.2 MPH - Scott - 5/14 vs. NYY	

O'S ON THE ROAD	
Record	24-48
Team AVG/OBP/SLG	.227/.290/.365
Runs per Game	3.8 (271 R/72 G)
Fielding Errors	42
Team ERA	5.54 (372 ER/604.1 IP)
Starters W-L	13-33
Starters ERA	5.86 (221 ER/339.2 IP)
Starters Strikeouts/Walks	284/132
Bullpen W-L	11-15
Bullpen ERA	5.13 (151 ER/264.2 IP)
Bullpen Strikeouts/Walks	247/128
Saves/Opps	15/22
Best Road Trip	2x, last: 4/30-5/5, 4-2 (.667)
Worst Road Trip	4x, last: 8/13-19, 0-7 (.000)

UPCOMING MILESTONES	
Anthony Santander	49 HR (1 shy of 50)

O'S ON THE INJURED LIST	
Tanner Scott	10-day (left knee sprain)
Hunter Harvey	60-day (right triceps strain)
Matt Harvey	60-day (right knee inflammation)
Travis Lakins, Sr.	60-day (right elbow pain)
Jorge López	60-day (right ankle sprain)
Jorge Mateo	60-day (right lumbar inflammation)
Bruce Zimmermann	60-day (right ankle sprain)

UPCOMING SCHEDULE AND PROBABLE STARTING PITCHERS					
DATE	OPPONENT	TIME	TV	ORIOLES STARTER	OPPONENT STARTER
September 18	at Boston	1:10 p.m.	MASN	LHP Zac Lowther (0-2, 9.92)	RHP Nick Pivetta (9-7, 4.55)
September 19	at Boston	1:10 p.m.	MASN	LHP Alexander Wells (1-3, 7.76)	RHP Nathan Eovaldi (10-8, 3.52)
All times listed are Eastern; All games broadcast on the Orioles Radio Network and 105.7 The Fan					

TONIGHT'S STARTING PITCHER



#45 LHP KEEGAN AKIN

2-9, 6.83 ERA

HT: 5-11

DOB: 4/1/95

Bats: L

WT: 235

Age: 26

Throws: L

**QUICK HITS:** Lost nine-straight decisions from 9/22/20-8/20/21, and nine of his last 13 starts...The Orioles are 4-18 when Akin pitches, including 4-11 in his starts... Earned his first win of the season on 8/26 vs. Los Angeles-AL, and won consecutive games for the first time in his career from 8/26-31...Is the seventh pitcher in team history (since 1954) to not earn a win in his first 11 starts of a season...Recalled from Triple-A Norfolk on 5/10...Began the season ranked as the Orioles No. 10 prospect by *Baseball America*...Selected by Baltimore in the second round of the 2016 First-Year Player Draft out of Western Michigan University.

**LAST START:** Took the loss in game two of the doubleheader on 9/11 vs. Toronto (7 innings); allowed three runs on three hits (one home run) and two walks with three strikeouts through 6.0 innings...Was his second-career quality start, and first since 8/26 vs. Los Angeles-AL...Tossed 6.0 scoreless, hitless innings before allowing a base-hit to Vladimir Guerrero, Jr. to start the seventh frame...Has now given up at least one home run in a career-high six-straight games.

**CAREER VS. BOSTON:** Has faced the Red Sox once this season, on 8/15 at Boston...Took the loss through 4.0 innings of the start, allowing three runs on six hits (one home run) and three walks with two strikeouts...Made his only other start against the club on 9/22/20...All three of his appearances against the Red Sox will have come at Fenway Park...Overall, is 0-2 with a 5.63 ERA (5 ER/8.0 IP) and a .378 (14-for-37) opponents' average in his two starts against Boston.

**AGAINST THE AL EAST:** Is facing an American League East opponent for the fourth-straight outing...Of his nine appearances (six starts) this season, all but three have been on the road...Has gone 1-4 with a 6.14 ERA (25 ER/36.2 IP) against the AL East this season, with all but one decision coming on the road; has posted a 6.29 ERA (17 ER/24.1 IP) against the division away from home...For his career, Akin is 1-6 and has pitched to a 5.80 ERA (35 ER/54.1 IP) in 15 games (11 starts) against AL East opponents...Earned his first win against an AL East foe on 8/31 at Toronto.

**HEATING UP:** Earned his first win of the season on 8/26 vs. Los Angeles-AL, his first victory since 9/16/20 vs. Atlanta; was his first-career quality start (7.0 IP, 3 H, R, 2 BB, HBP, 6 K)...Joined John Means as the only O's starters to complete 7.0 innings this season...Tossed 4.0 innings-or-fewer in his first four appearances (three starts) following the All-Star Break...Has completed 5.0 innings-or-more in four of his last five starts; had done so just twice prior this season...Has allowed three earned runs-or-fewer in five of his last six starts after only doing so in his first three starts of the season (5/30-6/11).

**FAST AND FURIOUS:** Of Akin's 76 strikeouts this season, 49 (64.5%) have come on his fastball...Opponents are batting .251 (47-for-187) against his fastball, the only pitch in which opponents are batting below .300 against him...According to *Statcast*, Akin's fastball spin rate ranks in the 72<sup>nd</sup> percentile among all big league pitchers...His 23 percent strikeout rate with his fastball is the 14<sup>th</sup>-highest in the AL (min. 200 PA).

**ERA:** Akin's ERA dipped below 7.00 on 8/31 for the first time since he posted a 6.42 ERA after his start on 6/21 vs. Houston...His 6.83 ERA (65 ER/85.2 IP) across 22 games (15 starts) is the ninth-highest among all rookie hurlers (min. 15 G), and the third-highest in the AL...According to *Statcast*, Akin has an expected ERA of 5.29; his 1.54 differential is the sixth-highest among all qualified big league pitchers.

**WHAT A RELIEF:** Three of Akin's past 11 outings (last: 8/3 at NYY) have come from the bullpen after making seven-straight starts from 5/30-7/2; has since made seven-straight starts since 8/10 at DET...Seven of his 22 total outings this season have come in relief...Made four relief appearances before making his first start of the season...Has posted a 5.50 ERA (11 ER/18.0 IP) as a reliever, compared to a 7.18 ERA (54 ER/67.2 IP) as a starter...Out of the bullpen, Akin has issued two walks and has given up one home run, holding opponents to a .296 average and posting a 1.28 WHIP...As a starter, Akin has walked 34 batters and allowed 15 home runs, owning a .287 opponents' average and a 1.66 WHIP.

2021 & CAREER SPLITS

	2021						CAREER					
	W-L	ERA	G/S	IP	ER		W-L	ERA	G/S	IP	ER	
Home	1-4	5.98	9/6	40.2	27		2-4	5.00	12/8	54.0	30	
Road	1-5	7.60	13/9	45.0	38		1-7	7.53	18/13	57.1	48	
Day	1-2	5.79	9/5	32.2	21		1-2	5.63	11/7	40.0	25	
Night	1-7	7.47	13/10	53.0	44		2-9	6.69	19/14	71.1	53	
	AVG	AB	H	HR	BB	SO	AVG	AB	H	HR	BB	SO
vs. Left	.292	89	26	4	7	24	.281	114	32	4	9	31
vs. Right	.287	254	73	12	29	52	.283	332	94	15	37	80
TOTALS	.289	343	99	16	36	76	.283	446	126	19	46	111

RUN SUPPORT IN GAMES IN 2021 (as starter)	PITCH TYPE IN 2021 (via FanGraphs)	MISCELLANEOUS 2021 STATS
0 Runs.....4 1 Runs.....5 2 Runs.....2 3 Runs.....1 4 Runs.....0 5 Runs.....1 6 Runs.....1 7 Runs.....0 8 Runs.....1 9 Runs.....0 10+ Runs .....0 Total .....31 RSA.....4.12	Fastball ..... 57.5% Changeup ..... 19.6% Curveball ..... 4.3% Slider..... 18.6%  Average Velocity (MPH) Fastball .....92.1 Changeup .....81.9 Curveball .....76.9 Slider.....84.4	WHIP .....1.58 K/9 .....7.98 BB/9 .....3.78 QS .....2 #P/IP .....18.6  <u>Opponents</u> AVG: .....289 OBP:.....356 SLG: .....493 OPS:.....849

2021 HIGHS	CAREER HIGHS
Innings Pitched: 7.0, 8/26 vs. LAA Hits Allowed: 8, 2x: last, 7/16 at KC Runs Allowed: 8, 6/16 at CLE Strikeouts: 7, 6/16 at CLE Walks: 4, 6/21 vs. HOU HR allowed: 2, 3x, last: 8/20 vs. ATL Winning Streak: 2, 8/26-8/31 Losing Streak: 9, 9/22/20-8/20/21 Shortest Start: 3.0 IP, 3x, last: 8/10 vs. DET Pitches Thrown: 101, 8/20 vs. ATL Low-Hit CG: —	Innings Pitched: 7.0, 8/26/21 vs. LAA Hits Allowed: 8, 2x, last: 7/16/21 at KC Runs Allowed: 8, 6/16/21 at CLE Strikeouts: 9, 9/16/20 vs. ATL Walks: 4, 2x, last: 6/21/21 vs. HOU HR allowed: 2, 4x, last: 8/20/21 vs. ATL Winning Streak: 2, 8/26/21-8/31/21 Losing Streak: 9, 9/22/20-8/20/21 Shortest Start: 0.2 IP, 9/11/20 at NYY Pitches Thrown: 101, 8/20/21 vs. ATL Low-Hit CG: —

AKIN VS. BOS	SALE VS. BAL
PLAYER   AVG   AB   H   HR   RBI Bogaerts   .500   4   2   0   0 Dalbec   .500   4   2   0   2 Devers   .250   4   1   0   0 Hernández   .333   3   1   0   0 Iglesias   .500   2   1   1   2 López   —   —   —   —   — Martínez   .333   3   1   1   3 Plawecki   —   —   —   —   — Renfroe   .000   3   0   0   0 Schwarber   .000   2   0   0   0 Shaw   .500   2   1   0   0 Vázquez   .250   4   1   0   0 Verdugo   .600   5   3   0   0	PLAYER   AVG   AB   H   HR   RBI Gutiérrez   .333   3   1   0   0 Hays   .167   6   1   1   1 Mancini   .393   28   11   1   4 Martin   .143   7   1   0   0 McKenna   .500   2   1   0   0 Mountcastle   —   —   —   —   — Mullins   .000   3   0   0   0 Santander   .167   6   1   0   0 Severino   .250   8   2   0   0 Stewart   —   —   —   —   — Urías   —   —   —   —   — Valaika   .000   2   0   0   0 Wynns   .200   5   1   0   0

AKIN'S 2021 GAMES															
DATE	OPP	SCORE	WHEN LEFT	DEC	IP	H	R	ER	BB	K	HR	PIT	STR	NOTES	
5/12	at NYM	1-7	0-7	ND	1.0	0	0	0	0	2	0	12	8	Season debut	
5/15	vs. NYY	2-8	0-5	ND	3.0	4	3	3	0	1	0	50	39	Longest relief appearance	
5/20	vs. TB	1-10	1-6	ND	3.1	5	2	2	1	4	0	76	49	Season-high strikeouts	
5/25	at MIN	4-7	GF	ND	3.0	3	2	2	0	3	1	45	29	Gave up first home run of the season	
5/30	at CWS	1-3	1-1	ND	4.2	5	1	1	2	4	1	94	60	First start of the season	
6/4	vs. CLE	3-1	0-0	ND	5.0	3	0	0	1	4	0	86	64	Season-high IP	
6/11	at TB	2-4	2-3	L	4.0	5	3	3	3	2	1	95	57	Season-high BB; career-high pitches	
6/16	at CLE	7-8	5-6	L	5.2	8	8	8	3	7	1	96	71	Career-high IP, R, and pitches	
6/21	vs. HOU	2-10	0-5	L	4.0	6	5	5	4	5	1	83	48	Career-high-tying BB	
6/26	at TOR	4-12	0-6	L	4.1	7	6	6	1	3	2	82	53	Career-high-tying 2 HR	
7/2	at LAA	7-8	6-4	ND	3.0	7	4	4	1	3	2	64	43	Shortest start of the season	
7/10	vs. CWS	3-8	2-7	ND	4.1	6	4	4	1	6	0	79	51	First relief appearance since 5/25	
7/16	at KC	2-9	0-6	L	3.0	8	6	6	3	2	0	74	47	Career-high tying 8 H	
8/1	at DET	2-6	2-6	ND	0.1	2	0	0	0	0	0	13	7	First appearance since being reinstated from IL	
8/3	at NYY	1-13	0-9	ND	3.0	1	0	0	0	1	0	35	26	First time allowing one hit-or-fewer in 3.0 innings	
8/10	vs. DET	4-9	1-6	L	3.0	7	6	6	1	5	0	68	52	First start since 7/16, tied shortest start of season	
8/15	at BOS	2-6	1-3	L	4.0	6	3	3	3	2	1	77	50	Longest start since 6/26	
8/20	vs. ATL	0-3	0-3	L	5.0	5	3	3	3	3	2	101	60	Career-high pitches thrown	
8/26	vs. LAA	13-1	8-1	W	7.0	3	1	1	2	6	1	92	62	First win of season, first-career quality start	
8/31	at TOR	4-2	3-1	W	5.0	2	1	1	3	5	1	85	53	First-career winning streak	
9/5	at NYY	8-7	2-4	ND	4.0	3	4	4	2	5	1	86	53	Allowed first-career grand slam	
9/11 G2	vs. TOR	2-11	1-2	L	6.0	3	3	3	2	3	1	97	59	6.0 scoreless, no-hit IP before the 7th	
TOTALS					2-9	85.2	99	65	65	36	76	16	1590	1041 (65.5%)	
Indicates relief appearance															

TOMORROW'S STARTER - LHP ZAC LOWTHER (0-2, 9.92 ERA)

Lowther will be appearing in his eighth-career game and making his fourth start (third-straight)...Suffered the loss through 2.0 innings of his last start on 9/12 vs. Toronto, allowing seven runs on four hits (two home runs) and three walks with four strikeouts...Has faced the Red Sox once in his career, taking the loss on 5/8 vs. Boston; allowed seven runs on seven hits (one home run) and two walks with three strikeouts through 2.1 innings...Is 0-2 with a 21.32 ERA (15 ER/6.1 IP) in three games (two starts) against American League East opponents...Will be his first appearance against the AL East on the road.



BIRDS IN THE BULLPEN

PITCHER	LAST PEN OUTING	(Dec.)	IP	H	R	ER	BB	SO	RETIRED/1 <sup>ST</sup> BF	IR/SCORED	SAVES/OPP	INNINGS-HIGH	STRIKEOUTS-HIGH
Abad	9/16 vs. NYY	ND	0.1	1	0	0	1	0	4/10	8/3	-/-	3.1 (8/24 vs. LAA)	3 (8/24 vs. LAA)
Baumann	9/12 vs. TOR	ND	3.0	4	6	6	2	2	1/2	-/-	-/-	3.2 (9/7 vs. KC)	2 (2x, last: 9/12 vs. TOR)
Diplán	9/14 vs. NYY	ND	1.0	0	0	0	2	1	12/17	15/7	-/-	2.0 (3x, last: 8/27 vs. TB)	3 (2x, last: 8/19 at TB)
Greene	9/16 vs. NYY	ND	1.0	1	0	0	1	2	9/14	3/1	0/2	2.0 (2x, last: 8/25 vs. LAA)	3 (2x, last: 9/10 vs. TOR)
Hanhold	9/14 vs. NYY	ND	2.0	3	0	0	0	0	1/2	2/2	-/-	2.0 (9/14 vs. NYY)	-
Knight	8/13 at BOS	ND	2.0	1	1	1	2	0	3/5	-/-	-/-	2.0 (2x, last: 8/13 at BOS)	4 (8/7 vs. TB)
Sulser	9/16 vs. NYY	W	2.0	0	0	0	0	2	38/54	30/10	7/10	2.0 (4x, last: 9/17 vs. NYY)	3 (5x, last: 8/21 vs. ATL)
Tate	9/16 vs. NYY	ND	2.0	2	0	0	0	1	34/56	50/24	2/3	2.2 (2x, last: 6/29 at HOU)	5 (6/27 at TOR)
Watkins	9/14 vs. NYY	ND	2.0	3	2	2	0	0	1/3	2/1	-/-	2.0 (9/14 vs. NYY)	-
Wells, T.	9/15 vs. NYY	L, BS	0.1	2	2	2	1	0	32/40	28/9	2/5	3.0 (6/2 vs. MIN)	6 (5/18 vs. TB)
TOTALS	5.64 ERA	26-29	593.2	595	399	373	271	587	337/504	301/122	22/44		

**58 • FERNANDO ABAD • LHP** **0-0, HLD, 6.57 ERA, 6.57 SO/9 - 10 G**  
vs. ALL: .283 (15-for-53) vs. LHB: .308 (8-for-26) vs. RHB: .259 (7-for-27)

- Entered with two outs in the fifth inning on 9/16 vs. NYY; induced a Joey Gallo fly out with the bases loaded to end the inning, opposing batters are 10-for-47 (.213) with the bases loaded against Abad in his career
- Has allowed exactly one hit in each of his past four outings (3.2 IP); has allowed at least one hit in nine of his 10 appearances this year
- Threw a scoreless 1.0 innings on 9/12 vs. TOR; has not given up a run in four of his nine outings this year (7.1 IP)
- Recorded his first hold since 9/26/19 on 9/10 vs. TOR (0.1 IP, H, 2 R, ER)
- Threw a season-high 3.1 IP on 8/24 vs. LAA; a career-high for innings pitched in relief

**53 • MIKE BAUMANN • RHP** **1-0, 8.10 ERA, 4.05 SO/9 - 2 G**  
vs. ALL: .231 (6-for-26) vs. LHB: .182 (2-for-11) vs. RHB: .267 (4-for-15)

- Allowed six runs on four hits in 3.0 innings on 9/12 vs. TOR; gave up his first career home run to Lourdes Gurriel, Jr. in the fifth inning
- Earned his first career win in his Major League debut on 9/7 vs. KC
- Is the eighth reliever in franchise history (since 1954) to earn the win in his Major League debut, and the first since Alberto Castillo on 4/28/08
- Is the fourth pitcher in O's history (since 1954) to not allow an earned run in at least 3.2 IP of relief in his MLB debut, and the first since Dennis Martínez on 9/14/76
- Promoted to Triple-A Norfolk on 7/27 and has gone 1-1 with a 2.00 ERA (6 ER/27.0 IP) and 26 strikeouts in his six starts for the Tides
- Named Double-A Northeast Pitcher of the month for July after going 3-0 with a 2.05 ERA (5 ER/22.0 IP) and 26 strikeouts in four starts for the Baysox
- Ranked as the No. 9 O's prospect by *Baseball America* and No. 10 by *MLB Pipeline*
- Spent the 2020 season at the Alternate Training Site at Double-A Bowie and was added to the 40-man roster on 11/20/20
- Named the Orioles Jim Palmer Minor League Co-Pitcher of the Year in 2019

**78 • MARCOS DIPLÁN • RHP** **1-0, HLD, 5.23 ERA, 6.53 SO/9 - 17 G**  
vs. ALL: .203 (15-for-74) vs. LHB: .182 (6-for-33) vs. RHB: .220 (9-for-41)

- Did not allow a hit in 1.0 innings on 9/14 vs. NYY; has not allowed a hit in eight of his 17 outings this year (12.0 IP)
- Completed 1.0 innings on 9/14 for the first time since 9/5 (2 G); three of his past six outings have been 0.2 innings, after throwing 1.1 innings-or-more in seven of his first 11 appearances this year
- Recalled prior to the game on 9.14; his second stint on the big league roster
- Earned his first career win on 9/5 at NYY (1.0 IP, H, ER, HR, BB); pitched on back-to-back days for the second time this year (also: 8/24-25)
- Has allowed at least one earned run in seven of his past 10 outings (9.2 IP)
- Did not allow an earned run through 11.0 IP to start his career (8/6-21); was the sixth pitcher in O's history (since 1954) to not allow an earned run in his first seven career appearances, and the first since Donnie Hart (7/17-8/18/16)
- First pitcher in O's history to not allow a hit in any of his first four outings (6.1 IP)
- Made his Major League debut on 8/6 vs. TB (1.2 IP, 3 K); struck out Ji-Man Choi for his first career strikeout
- Selected to play in the 2021 SiriusXM All-Star Futures Game on 7/11 in Colorado

**81 • CONNER GREENE • RHP** **1-0, HLD, 4.19 ERA, 10.24 SO/9 - 16 G**  
vs. ALL: .253 (19-for-75) vs. LHB: .304 (7-for-23) vs. RHB: .231 (12-for-52)

- Recorded multiple strikeouts in 1.0 innings on 9/16 vs. NYY; his third outing with multiple strikeouts this month, and sixth this year
- Has worked a career-long five-straight scoreless outings since 9/6 (5.2 IP); has allowed five hits and two walks while striking out seven in this stretch
- Earned his first-career win on 9/10 vs. TOR, striking out a career-high-tying three batters (also: 9/1 at TOR)
- Earned his first career hold on 9/6 vs. KC (0.2 IP, H)
- Seven of his 14 outings with the O's have been 1.1 innings-or-more
- Threw a career-high-tying 2.0 IP on 8/25 vs. LAA; his first-career outing without a hit
- Made his MLB debut on 7/27 vs. MIA (2.0 IP, 2 H, ER, 2 K); entered in the eighth inning and struck out Magneuris Sierra, his first batter faced, for his first-career strikeout

**63 • ERIC HANHOLD • RHP** **4.91 ERA, 0.00 SO/9 - 2 G**  
vs. ALL: .400 (6-for-15) vs. LHB: .000 (0-for-4) vs. RHB: .545 (6-for-11)

- Threw 2.0 scoreless inning on 9/14 vs. NYY; his first career scoreless outing of at least 2.0 innings, and his first scoreless outing since 9/4/18 (1.1 IP)
- His 2.0 innings on 9/14 vs. NYY marked a career-high innings pitched
- Has not recorded a strikeout since 9/7/18 (3 G, 3.2 IP)
- Threw 1.2 innings on 9/12 vs. TOR, marked his first MLB outing since 9/9/18, while with the Mets; became the 59<sup>th</sup> player (37<sup>th</sup> pitcher) used by the O's this year, surpassing the previous club record of 58 players set in 2019
- Had his contract selected from Triple-A Norfolk prior to the game on 9/12
- Claimed off waivers by the Orioles from the New York Mets on 9/16/19
- Originally selected by the Milwaukee Brewers in the sixth round of the 2015 First-Year Player Draft out of the University of Florida

**67 • DUSTEN KNIGHT • RHP** **0-0, 7.36 ERA, 11.05 SO/9 - 5 G**  
vs. ALL: .258 (8-for-31) vs. LHB: .200 (3-for-15) vs. RHB: .313 (5-for-16)

- Recalled from Triple-A Norfolk prior to tonight's game; his third stint with the team
- Allowed his first career home run to Bobby Dalbec in his last MLB appearance on 8/13 at BOS; threw a career-high-tying 2.0 innings (also: 8/11) allowing one hit and one run
- Recorded a career-high four strikeouts in 1.1 innings on 8/7 vs. TB; retired five of eight batters faced and was charged with two runs, one earned
- Made his MLB debut on 8/4 at NYY (1.0 IP, 3 H, 2 R, K); struck out Joey Gallo swinging to end the eighth inning for his first career strikeout

**54 • COLE SULSER • RHP** **5-4, 7 SV, 3 HLD, 2.98 ERA, 11.15 SO/9 - 54 G**  
vs. ALL: .213 (45-for-211) vs. LHB: .196 (20-for-102) vs. RHB: .229 (25-for-109)

- Earned his fifth win of the year on 9/16 vs. NYY; threw a season-high-tying 2.0 hitless innings, while striking out two
- Is one strikeout away from 100 for his career
- Earned his seventh save of the season on 9/10 vs. TOR, tossing a season-high-trying 2.0 innings (3x, last: 4/23 vs. OAK) with two hits, one walk, and one strikeout
- His 2.98 ERA is first among O's relievers, and his 11.15 SO/9 is third; has recorded at least one strikeout in 43 of his 54 games, and multiple strikeouts in 23 outings
- Earned this sixth save of the year on 8/30 at TOR (1.0 IP, 1 K); became the first Oriole to record a save since he did so on 7/31 at DET
- Has not allowed a hit in 11 of his past 20 outings, including four-straight from 7/25-31, tied for the longest streak of his career (also: 8/12-22/20)
- Pitched on consecutive days eight times this season (last: 9/15-16 vs. NYY)
- Owens reverse splits for his career, with lefties batting .178 (27-for-152) against him, compared to right-handers hitting .241 (40-for-166)

**55 • DILLON TATE • RHP** **0-6, 2 SV, 6 HLD, 4.77 ERA, 6.86 SO/9 - 56 G**  
vs. ALL: .250 (56-for-224) vs. LHB: .233 (17-for-73) vs. RHB: .258 (39-for-151)

- Is 2.0 innings from 100.0 innings pitched in his career
- Threw 2.0 innings on 9/16 vs. NYY, his longest outing since 7/6 (2.0 IP); seven of his last nine outings have been less than an inning
- Has pitched on back-to-back days seven times this season (last: 9/15-16 vs. NYY)
- Suffered his sixth loss of the season on 9/3 at NYY (0.1 IP, H, R), his shortest outing since also throwing 0.1 inning on 9/1 at TOR
- Allowed three runs for the second time this season on 8/30 at TOR (last: 7/2); picked off Jarrod Dyson on first base in the fifth inning for his first-career pick off
- Did not record a strikeout in eight of his 12 games in August, including four-straight outings from 8/14-22 (career-high: 5, 9/9-17/20); has not struck out a batter in five out his six appearances in September
- Recorded his first career ninth-inning save on 7/24 vs. WSH (1.0 IP, H, 2 K)
- Earned his first-career save on 6/29 at HOU, throwing 2.2 innings for the fourth time in his career and first since 4/27 vs. NYY; became the first Oriole to earn the save in a game in which the O's won by at least 10 runs since Chris Ray in 2006; is the 19<sup>th</sup> such instance in club history (since 1954)
- Struck out multiple batters in a career-high six-straight games from 6/23-7/6

**80 • SPENSER WATKINS • RHP** **2-7, 8.76 ERA, 5.84 SO/9 - 13 G (10 GS)**  
vs. ALL: .333 (70-for-210) vs. LHB: .305 (32-for-105) vs. RHB: .362 (38-for-105)

- Allowed two runs on three hits in 2.0 innings on 9/14 vs. NYY; six of his past 10 hits allowed (since 9/12) have gone for extra bases (4 HR, 2-2B)
- Has given up multiple home runs in each of his past three outings (1 GS)
- Has not recorded a strikeout in three relief appearances this year (3.1 IP)
- 9/12 vs. TOR marked his first relief outing since his MLB debut on 7/2 at LAA (10 starts in-between)
- Has gone 1-2 with a 3.53 ERA (14 ER/35.2 IP) and 30 strikeouts with a 1.09 WHIP in eight games (six starts) for the Tides this year
- Had his contract selected from Triple-A Norfolk prior to the game on 6/30
- Signed by the Orioles as a minor league free agent on February 3, 2021; appeared in three Grapefruit League games (1.2 IP, BB, K)
- Did not play during the 2020 regular season, because of the cancellation of the minor league season due to the COVID-19 pandemic
- Named a Florida State League Mid-Season and Postseason All-Star with Class A-Advanced Lakeland in 2018, and was named the Florida State League Pitcher of the Week on 7/1/18
- Named a New York-Penn League Mid-Season All-Star with Short-Season A Connecticut in 2015, as well as New York Penn-League Pitcher of the Week on 8/31/15
- Originally selected by the Detroit Tigers in the 30th round of the 2014 First-Year Player Draft out of Western Oregon University

**68 • TYLER WELLS • RHP** **2-3, 2 SV, HLD, 4.17 ERA, 10.67 SO/9 - 40 G**  
vs. ALL: .193 (38-for-197) vs. LHB: .164 (11-for-67) vs. RHB: .208 (27-for-130)

- Took his third-career loss and was charged with his third blown save after allowing two runs on two hits and a walk through 0.1 inning on 9/15 vs. NYY; has been dealt the loss and blown a save in two-straight appearances (also: 9/11 G1 vs. TOR)
- Allowed a season-high four runs on three hits (one home run) with one walk and one strikeout over 1.1 innings on 9/11 vs. TOR (G1); snapped a streak of 11-straight games since 7/17 (10.2 IP) without allowing a run
- Earned his second-career save when he retired the final batter (groundout) in the O's 9-8 comeback victory on 9/8 vs. KC; was his shortest outing since also tossing 0.1 IP on 6/19 vs. TOR
- Recorded his first career save on 9/5 at NYY, throwing 1.0 innings and retiring Aaron Judge, Giancarlo Stanton, and Anthony Rizzo
- Has appeared in the ninth inning in 12 outings (since 7/6) after throwing in the ninth inning four times in 25 prior appearances
- His 64 K's rank tied for sixth among rookie relievers
- Has at least one strikeout in 33 of his 40 games, and multiple in 17
- His 0.93 WHIP is the lowest among O's pitchers (min. 10.0 IP) and tied for fourth-lowest among rookie relievers
- Has not issued a walk in 28 of his 40 outings this year
- Struck out at least one batter in a career-high 18-straight outings from 5/15-7/11
- 21 of his 40 outings have been 1.1-or-more innings








ADDITIONAL HITTER INFO																			
	vs. LHP	vs. RHP	MULTI-HIT GAMES					MULTI-RBI GAMES						LAST HR	MULTI-HR GAMES				
			2	3	4	5	TOTAL	2	3	4	5	6	TOTAL	(Date/Opponent/Pitcher)	2	3	2021	CAREER	LAST (#HRS)
Kelvin Gutiérrez	.250	.182	10	1	-	-	11	4	-	-	-	-	4	6/12/21 (KC) at OAK (Luzardo)	-	-	-	-	-
Austin Hays	.297	.222	23	3	-	-	26	10	5	-	-	-	15	9/15/21 vs. NYY (Green)	3	-	3	4	9/15/21 vs. NYY (2)
Jahmai Jones	.130	.188	1	-	-	-	1	1	-	-	-	-	1	-	-	-	-	-	-
Trey Mancini	.296	.241	30	5	1	-	36	9	3	1	1	-	14	9/3/21 at NYY (Cortes, Jr.)	2	-	2	9	6/20/21 vs. TOR (2)
Richie Martin	.258	.259	3	-	-	-	3	1	-	-	-	-	1	8/13/21 at BOS (Pivetta)	-	-	-	-	-
Ryan McKenna	.157	.226	6	-	-	-	6	3	-	-	-	-	3	9/10/21 vs. TOR (Ray)	-	-	-	-	-
Ryan Mountcastle	.283	.248	25	5	2	-	32	13	2	4	-	-	19	9/16/21 vs. NYY (Montgomery)	1	1	2	3	8/24/21 vs. LAA (2)
Cedric Mullins	.286	.310	34	7	1	2	44	14	1	1	-	-	16	9/11/21 (G2) vs. TOR (Hatch)	4	-	4	4	6/19/21 vs. TOR (2)
Anthony Santander	.261	.238	11	7	1	-	19	7	4	-	-	-	11	9/12/21 vs. TOR (Matz)	2	-	1	5	8/21/21 vs. ATL (2)
Pedro Severino	.278	.213	14	4	-	-	18	4	1	-	-	1	6	8/26/21 vs. LAA (Petricka)	1	-	1	2	7/30/21 at DET (2)
DJ Stewart	.220	.203	6	2	-	-	8	8	-	-	-	-	8	9/7/21 vs. KC (Kowar)	1	-	1	2	8/12/21 vs. DET (2)
Ramón Urías	.239	.305	17	1	-	-	18	8	1	-	-	-	9	8/21/21 vs. ATL (Smyly)	-	-	-	-	-
Pat Valaika	.222	.177	8	-	-	-	8	4	1	-	-	-	5	7/23 vs. WSH (Suerro)	1	-	1	2	7/23/21 vs. WSH (2)
Austin Wynns	.256	.157	4	-	-	-	4	1	1	1	-	-	3	9/12/21 vs. TOR (Thornton)	-	-	-	-	-
TOTALS	.262	.228	228	40	6	2	276	99	23	8	1	1	132	-	16	1	17	33	-

O'S HITTERS															2021 VS. BOSTON RED SOX															CAREER VS. BOSTON RED SOX														
PLAYER	G	AB	R	H	2B	3B	HR	RBI	BB	IBB	SO	AVG	OBP	SLG	G	AB	R	H	2B	3B	HR	RBI	BB	IBB	SO	AVG	OBP	SLG																
Kelvin Gutiérrez	3	9	0	1	0	0	0	0	4	0	1	.111	.385	.111	5	15	0	2	0	0	0	0	5	0	3	.133	.350	.133																
Austin Hays	10	36	6	9	3	0	1	5	3	0	11	.250	.325	.417	22	81	15	24	8	0	3	11	6	0	24	.296	.356	.506																
Trey Mancini	13	53	10	12	2	0	4	13	4	0	10	.226	.276	.491	70	272	44	83	22	2	16	51	26	0	72	.305	.363	.577																
Richie Martin	2	7	1	2	0	0	1	1	0	0	2	.286	.286	.714	17	47	7	12	3	1	2	4	2	0	16	.255	.286	.489																
Ryan McKenna	7	12	3	4	1	1	0	0	2	0	5	.333	.429	.583	7	12	3	4	1	1	0	0	2	0	5	.333	.429	.583																
Ryan Mountcastle	10	42	6	12	3	0	3	9	2	0	18	.286	.318	.571	16	65	8	19	5	0	3	10	5	0	22	.292	.343	.508																
Cedric Mullins	12	50	10	19	6	1	1	1	5	0	8	.380	.436	.600	33	119	19	33	10	1	2	6	13	0	31	.277	.353	.429																
Anthony Santander	9	33	2	8	0	0	1	5	2	0	12	.242	.286	.333	29	107	13	27	6	1	5	15	7	1	29	.252	.298	.467																
Pedro Severino	11	38	4	13	1	0	1	1	2	0	12	.342	.390	.447	31	110	7	28	3	0	2	3	9	0	31	.255	.317	.336																
DJ Stewart	8	15	1	4	2	0	0	1	7	0	3	.267	.522	.400	19	45	4	8	3	0	1	4	15	0	16	.178	.393	.311																
Ramón Urías	6	8	1	2	0	0	0	1	2	0	2	.250	.455	.250	12	24	3	9	2	0	0	3	3	0	6	.375	.464	.458																
Pat Valaika	5	14	1	1	0	0	0	0	2	0	5	.071	.188	.071	15	43	8	12	0	0	4	4	3	0	11	.279	.326	.558																
Austin Wynns	1	3	0	1	0	0	0	0	0	0	1	.333	.333	.333	11	28	1	6	0	0	0	0	1	2	0	12	.214	.267	.214															

O'S PITCHERS															2021 VS. BOSTON RED SOX															CAREER VS. BOSTON RED SOX														
PLAYER	W	L	SV	G	GS	INN	H	R	ER	HR	BB	SO	ERA	AVG	W	L	SV	G	GS	INN	H	R	ER	HR	BB	SO	ERA	AVG																
Fernando Abad	0	0	0	1	0	0.1	1	3	3	0	2	1	81.00	.500	1	1	0	13	0	10.2	12	9	9	2	6	9	7.59	.300																
Keegan Akin	0	1	0	1	1	4.0	6	3	3	1	3	2	6.75	.353	0	2	0	2	2	8.0	14	7	5	1	3	8	5.63	.378																
Mike Baumann																																												
Marcos DiPlán	0	0	0	1	0	1.0	0	0	0	0	0	1	0.00	.000	0	0	0	1	0	1.0	0	0	0	0	0	1	0.00	.000																
Chris Ellis																																												
Conner Greene																																												
Eric Hanhold																																												
Dusten Knight	0	0	0	1	0	2.0	1	1	1	1	2	0	4.50	.143	0	0	0	1	0	2.0	1	1	1	1	2	0	4.50	.143																
Zac Lowther	0	1	0	1	1	2.1	7	7	7	1	2	3	27.00	.500	0	1	0	1	1	2.1	7	7	7	1	2	3	27.00	.500																
John Means	1	0	0	1	1	7.0	1	0	0	0	0	5	0.00	.045	4	2	0	8	7	41.1	34	17	17	6	7	26	3.70	.222																
Cole Sulser	0	0	0	3	0	5.1	2	1	1	1	0	8	1.69	.111	0	0	1	7	0	10.2	4	2	1	1	5	15	0.84	.111																
Dillon Tate	0	1	0	5	0	4.2	3	4	3	0	2	2	5.79	.188	0	2	0	8	0	7.2	5	5	4	0	4	6	4.70	.185																
Spenser Watkins	0	1	0	1	1	4.0	7	6	6	1	3	1	13.50	.389	0	1	0	1	1	4.0	7	6	6	1	3	1	13.50	.389																
Alexander Wells																																												
Tyler Wells	0	0	0	5	0	8.0	5	4	4	3	3	8	4.50	.179	0	0	0	5	0	8.0	5	4	4	3	3	8	4.50	.179																

DOWN ON THE FARM	
Norfolk Tides (Triple-A, East) Southeast Division Standings: 47-70, 6 <sup>th</sup> Place, -28.0 GB	
YESTERDAY'S RESULT: L, 3-10 vs. JAX	
WP: Castano (5-2) LP: Sedlock (1-3) SV: N/A	
PLAYERS OF NOTE	
⚾️ DH Kyle Stowers: 1-2, HR, R, 2 RBI, 2 BB	
⚾️ 3B Tyler Nevin: 1-4, HR, R, RBI	
TODAY'S GAME	
Opponent: vs. Jacksonville (67-50)	
Time: 7:05 p.m.	
Tides Starter: RHP Kyle Bradish (4-5, 5.02)	
Opp. Starter: RHP Jason Alexander (0-1, 4.76)	
	
Bowie Baysox (Double-A, Northeast) Southwest Division Standings: 71-46, 2 <sup>nd</sup> Place, -0.5 GB	
YESTERDAY'S RESULT: L, 2-3 vs. ALT	
WP: MacGregor (4-9) LP: Stallings (2-3) SV: Murray (4)	
PLAYERS OF NOTE	
⚾️ SS Jordan Westburg: 2-4, RBI	
⚾️ 1B Toby Welk: 1-4, RBI	
TONIGHT'S GAME	
Opponent: vs. Altoona (57-57)	
Time: 7:05 p.m.	
Baysox Starter: LHP Drew Rom (2-1, 4.37)	
Opp. Starter: RHP Jeffrey Passantino (1-7, 4.63)	
	
Aberdeen IronBirds (High-A, East) North Division Standings: 57-59, 2 <sup>nd</sup> Place, -11.5 GB	
YESTERDAY'S RESULT: L, 3-4 (12) vs. GVL	
WP: Nail (6-) LP: Moore (1-2) SV: Mosqueda (3)	
PLAYERS OF NOTE	
⚾️ C Ryne Ogren: 2-5, R, RBI	
⚾️ DH Maverick Handley: 1-3, RBI	
⚾️ LHP Jake Prizina: ND, 4.0 IP, 3 H, R, BB, 4 K	
TONIGHT'S GAME	
Opponent: vs. Greenville (65-52)	
Time: 7:05 p.m.	
IronBirds Starter: RHP Zach Peek (3-0, 3.63)	
Opp. Starter: RHP Yusniel Padron-Ariles (3-6, 5.76)	
	
Delmarva Shorebirds (Low-A, East) North Division Standings: 66-51, 2 <sup>nd</sup> Place, -4.0 GB	
YESTERDAY'S RESULT: W, 6-2 (10) at SAL	
WP: Pham (1-0) LP: Roedahl (7-4) SV: N/A	
PLAYERS OF NOTE	
⚾️ 3B Coby Mayo: 3-5, 2 R	
⚾️ 1B Billy Cook: 1-4, HR, R, 3 RBI, BB	
⚾️ RHP Conor Grady: ND, 4.0 IP, BB, 3 K	
TONIGHT'S GAME	
Opponent: at Salem (70-47)	
Time: 7:05 p.m.	
Shorebirds Starter: RHP Carlos Tavera (0-0, 2.08)	
Opp. Starter: RHP Wilkelman Gonzalez (0-0, 0.66)	
	

2021 BY THE NUMBERS			
	HOME	AWAY	TOTAL
Overall	23-51	24-48	47-99
MONTH	HOME	AWAY	TOTAL
April (26)	4-10	8-4	12-14
May (28)	2-9	3-14	5-23
June (27)	6-7	4-10	10-17
July (22)	5-5	5-7	10-12
August (28)	2-13	2-11	4-24
September (28)	4-7	2-2	6-9
October (3)	0-0	0-0	0-0
TOTAL (162)	23-51	24-48	47-99
DAY OF WEEK	HOME	AWAY	TOTAL
Monday (15)	2-3	4-5	6-8
Tuesday (26)	5-8	3-9	8-16
Wednesday (24)	4-7	3-8	7-15
Thursday (16)	3-6	0-5	3-11
Friday (25)	4-7	5-6	9-13
Saturday (29)	1-12	6-7	7-19
Sunday (27)	4-8	3-9	7-17
TOTAL (162)	23-51	24-48	47-99
VS. AL EAST	HOME	AWAY	TOTAL
Boston Red Sox (19)	1-6	3-3	4-9
New York Yankees (19)	4-6	4-5	8-11
Tampa Bay Rays (19)	0-9	1-9	1-18
Toronto Blue Jays (19)	3-6	2-5	5-11
TOTAL (76)	8-27	10-22	18-49
VS. AL CENTRAL	HOME	AWAY	TOTAL
Chicago White Sox (7)	0-3	0-4	0-7
Cleveland Indians (7)	2-1	0-4	2-5
Detroit Tigers (7)	0-3	2-2	2-5
Kansas City Royals (7)	2-2	2-1	4-3
Minnesota Twins (6)	2-1	0-3	2-4
TOTAL (34)	6-10	4-14	10-24
VS. AL WEST	HOME	AWAY	TOTAL
Houston Astros (6)	0-3	3-0	3-3
Los Angeles Angels (6)	2-1	0-3	2-4
Oakland Athletics (6)	1-2	2-1	3-3
Seattle Mariners (7)	1-3	2-1	3-4
Texas Rangers (7)	0-0	2-1	2-1
TOTAL (32)	4-9	9-6	13-15
VS. NL EAST	HOME	AWAY	TOTAL
Atlanta Braves (3)	0-3	0-0	0-3
Miami Marlins (4)	1-1	1-1	2-2
New York Mets (4)	1-1	0-2	1-3
Philadelphia Phillies (3)	0-0	0-0	0-0
Washington Nationals (6)	3-0	0-3	3-3
TOTAL (20)	5-5	1-6	6-11

BALTIMORE ORIOLES - WALK-OFF AND MISCELLANEOUS HOME RUNS

Baltimore Orioles Walk-off Wins							
	Date	Score	Batter/Runner	Action	RBI	Pitcher	INN    OUTS
1	4/13	SEA 6 @ BAL 7	Ramón Urías	Single	1	Casey Sadler	7    2
2	4/29	NY Yankees 3 @ BAL 4	Cedric Mullins	Sac Fly	1	Jonathan Loaisiga	10   1
3	7/25	WSH 4 @ BAL 5	Ramón Urías	FC	1	Brad Hand	9    1
4	7/28	MIA 7 @ BAL 8	Ryan McKenna	Walk	1	Steven Okert	9    1
5	9/16	NY Yankees 2 @ BAL 3	Austin Hays	Single	1	Wandy Peralta	10   1
Opponent Walk-off Wins							
	Date	Score	Batter/Runner	Action	RBI	Pitcher	INN    OUTS
1	4/18	BAL 0 @ TEX 1	Nate Lowe	Single	1	Travis Lakins, Sr.	10   2
2	5/11	BAL 2 @ NY Yankees 3	Patrick Mazeika	FC	1	César Valdez	9    1
3	7/2	BAL 7 @ LAA 8	Jared Walsh	Single	1	Paul Fry	9    2
4	7/4	BAL 5 @ LAA 6	Juan Lagares	Double	2	Cole Sulser	9    0
5	7/21	BAL 4 @ TB 5	Austin Meadows	Single	2	Tanner Scott	9    2
6	9/3	BAL 3 @ NY Yankees 4	Giancarlo Stanton	Single	1	Dillon Tate	11   0

Baltimore Orioles Back-to-Back Home Runs						
	Date	Score	Batter	Pitcher	INN	OUTS
1	4/10	BOS 6 @ BAL 4	Trey Mancini/Anthony Santander	Garrett Richards	1	1
2	4/30	BAL 3 @ OAK 2	Cedric Mullins/Austin Hays	Mike Fiers	3	2
3	6/19	TOR 10 @ BAL 7	Ryan Mountcastle/DJ Stewart	Alek Manoah	4	1
4	8/2	BAL 7 @ NY Yankees 1	Cedric Mullins/Austin Hays	Andrew Heaney	3	2
5	8/14	BAL 2 @ BOS 16	Austin Hays/Trey Mancini	Chris Sale	3	2
6	8/21	ATL 5 @ BAL 4	Anthony Santander/Ramón Urías	Drew Smyly	4	2
7	9/11	TOR 11 @ BAL 10	Austin Hays/Ryan Mountcastle	Ross Stripling	4	0

Opponent Back-to-Back Home Runs						
	Date	Score	Batter	Pitcher	INN	OUTS
1	4/11	BOS 14 @ BAL 9	Alex Verdugo/J.D. Martinez	Jorge López	3	0
2	4/16	BAL 5 @ TEX 2	David Dahl/Nick Solak	Jorge López	5	0
3	5/16	NY Yankees 6 @ BAL 10	Gary Sánchez/Clint Frazier	Adam Plutko	1	2
4	5/19	TB 9 @ BAL 7	Mike Brosseau/Randy Arozarena	John Means	5	2
5	6/9	NY Yankees 14 @ BAL 1	Kevin Pillar/Mason Williams	Mac Sceroler	8	2
6	6/26	BAL 4 @ TOR 12	Vladimir Guerrero, Jr./Teoscar Hernández	Keegan Akin	3	2
7	8/29	TB 12 @ BAL 8	Austin Meadows/Joey Wendle	Spenser Watkins	6	0
8	9/14	NY Yankees 7 @ BAL 2	Giancarlo Stanton/Luke Voit	Alexander Wells	3	1

Baltimore Orioles Grand Slams						
	Date	Score	Batter	Pitcher	INN	OUTS
1	5/22	BAL 9 @ WAS 12	Ryan Mountcastle	Jon Lester	1	2
2	6/12	BAL 4 @ TB 5	Austin Wynns	Rich Hill	5	2
3	8/26	LAA 1 @ BAL 13	Pedro Severino	Jake Petricka	5	2

Opponent Grand Slams						
	Date	Score	Batter	Pitcher	INN	OUTS
1	4/5	BAL 0 @ NY Yankees 7	Giancarlo Stanton	Shawn Armstrong	5	2
2	5/22	BAL 9 @ WSH 12	Josh Harrison	Bruce Zimmermann	3	2
3	6/13	BAL 1 @ TB 7	Randy Arozarena	César Valdez	7	1
4	6/24	BAL 0 @ TOR 9	Lourdes Gurriel, Jr.	Dean Kremer	1	1
5	8/7	TB 12 @ BAL 3	Brandon Lowe	César Valdez	8	1
6	8/8	TB 9 @ BAL 6	Brett Phillips	Dillon Tate	8	2
7	8/29	TB 12 @ BAL 8	Joey Wendle	Paul Fry	7	1
8	9/5	BAL 8 @ NY Yankees 7	Gary Sánchez	Keegan Akin	2	1
9	9/12	TOR 22 @ BAL 7	Lourdes Gurriel, Jr.	Zac Lowther	1	0
10	9/12	TOR 22 @ BAL 7	Teoscar Hernandez	Spenser Watkins	3	1

Opponent Inside-the-Park Home Runs						
	Date	Score	Batter	RBI	Pitcher	INN    OUTS
1	8/16	BAL 2 @ TB 9	Brett Phillips	1	Paul Fry	6    0

Baltimore Orioles Pinch-Hit Home Runs						
	Date	Score	Batter	RBI	Pitcher	INN    OUTS
1	7/11	CWS 7 @ BAL 5	Trey Mancini	2	Liam Hendriks	9    2

Opponent Pinch-Hit Home Runs						
	Date	Score	Batter	RBI	Pitcher	INN    OUTS
1	5/14	NY Yankees 5 @ BAL 4	Gio Urshela	3	Travis Lakins, Sr.	7    1

Baltimore Orioles Leadoff Home Runs						
	Date	Score	Batter	Pitcher	INN	OUTS
1	4/26	NY Yankees 2 @ BAL 4	Cedric Mullins	Deivi Garcia	1	0
2	6/6	CLE 5 @ BAL 18	Cedric Mullins	Cal Quantrill	1	0
3	6/18	TOR 1 @ BAL 7	Cedric Mullins	Robbie Ray	1	0
4	6/29	BAL 13 @ HOU 3	Cedric Mullins	José Urquidy	1	0
5	8/8	TB 9 @ BAL 6	Cedric Mullins	Michael Wacha	1	0
6	8/18	BAL 4 @ TB 8	Cedric Mullins	Louis Head	1	0
7	8/25	LAA 6 @ BAL 10	Cedric Mullins	Shohei Ohtani	1	0
8	9/10	TOR 3 @ BAL 6	Cedric Mullins	Robbie Ray	1	0

Opponent Leadoff Home Runs						
	Date	Score	Batter	Pitcher	INN	OUTS
1	6/5	CLE 10 @ BAL 4	César Hernández	John Means	1	0
2	6/19	TOR 10 @ BAL 7	Marcus Semien	Dean Kremer	1	0
3	7/21	BAL 4 @ TB 5	Randy Arozarena	Alexander Wells	1	0
4	8/26	LAA 1 @ BAL 13	Shohei Ohtani	Keegan Akin	1	0

LAST TIME IT HAPPENED	
BATTING	
Eutaw St. Home Run	Anthony Santander, 8/24/21 vs. LAA (Wantz)
Opponent	Sandy León, 7/27/21 (Watkins)
Second Deck Home Run in LF at OPACY	Maikel Franco, 6/8/21 vs. NY Yankees (Gsellman)
Opponent	Pete Alonso, 9/2/20 (Means)
Grand Slam	Pedro Severino, 8/26/21 vs. LAA (Petricka)
Two Grand Slams in One Game	Reimold, Clevenger, 9/11/15 vs. KC (Herrera, Chamberlain)
Pinch-Hit Home Run	Trey Mancini, 7/11/21 vs. CWS (Hendriks)
Pinch-Hit Walk-Off Home Run	Nolan Reimold, 7/24/16 vs. CLE (Allen)
Pinch-Hit Grand Slam	Dwight Evans, 7/26/91 vs. OAK (Nelson)
Inside the Park Home Run	Austin Hays, 8/11/20 at PHI (Guerra)
LH & RH Home Run, Same Game	Anthony Santander, 8/31/19 at KC (López, Hill)
Individual 2-Home Run Game	Austin Hays, 9/15/21 vs. NY Yankees (Cortes, Green)
Individual 3-Home Run Game	Ryan Mountcastle, 6/19/21 vs. TOR (Manoah, Kay)
Individual 4-Home Run Game	Never
Home Run in Consecutive Games	Anthony Santander, 9/10-11 G1/21 vs. TOR
Home Run in 3 Consecutive Games	Cedric Mullins, 9/5-7/21 at NY Yankees, vs. KC
Home Run in 4 Consecutive Games	DJ Stewart, 9/5-9/20 vs. NY Yankees, at NY Yankees
Home Run in 5 Consecutive Games	Jonathan Schoop, 7/22-27/18 vs. TOR, BOS, TB
Home Run in 6 Consecutive Games	Chris Davis, 9/26-10/2/12 vs. TOR, BOS, & TB
4-Home Run Game, Team	9/11/21 vs. TOR (G1)
5-Home Run Game, Team	9/23/19 at TOR
6-Home Run Game, Team	6/19/21 vs. TOR
7-Home Run Game, Team	6/2/16 vs. BOS
8+-Home Run Game, Team	6/16/15 vs. PHI (8)
Back-to-Back HR	Hays-Mountcastle, 9/11/21 vs. TOR (4 <sup>th</sup> inning, G1)
Back-to-Back HR to Start a Game	Smith-Machado, 7/7/17 at MIN
Back-to-Back-to-Back HR	Schoop-Davis-Mancini, 8/6/17 vs. DET (1 <sup>st</sup> inning)
Back-to-Back-to-Back HR to Start a Game	Flaherty-Hardy-Markakis, 5/10/12 vs. TEX (G1, Lewis)
2 Back-to-Back HRs, Same Game	Jones-Mancini (4 <sup>th</sup> inning), Mancini-Trumbo (6 <sup>th</sup> inning) 8/10/17 at OAK
Leadoff Home Run	Cedric Mullins, 9/10/21 vs. TOR (Ray)
Walk-Off Home Run	Rio Ruiz, 8/11/19 vs. HOU (Osuna)
Walk-Off Grand Slam	Manny Machado, 8/18/17 vs. LAA (Middleton)
Walk-Off Home Run, Eutaw St.	Rio Ruiz, 8/11/19 vs. HOU (Osuna)
Home Run, 15 <sup>th</sup> Inning or later	Jonathan Villar, 7/25/19 at LAA
Home Run, 17 <sup>th</sup> Inning or later	Adam Jones, 5/6/12 at BOS
Home Run by a Pitcher	Zach Britton, 7/3/11 at ATL
2-Home Run Game by a Pitcher	Milt Pappas, 8/27/61 at MIN
Oriole to hit a Home Run for 1 <sup>st</sup> ML hit	Trey Mancini, 9/20/16 vs. BOS
Oriole w/ 2 home runs in one inning	Mark Trumbo, 4/15/16 at TEX (7 <sup>th</sup> inning)
Oriole w/ 3 home runs in consecutive innings	Manny Machado, 8/7/16 at CWS (1 <sup>st</sup> , 2 <sup>nd</sup> , 3 <sup>rd</sup> inning)
5-Hit Game	Cedric Mullins, 6/5/21 vs. CLE
6-Hit Game	Cal Ripken, Jr., 6/13/99 at ATL
5-RBI Game	Trey Mancini, 5/19/21 vs. TB
6-RBI Game	Pedro Severino, 8/26/21 v. LAA
7-RBI Game	Manny Machado, 8/18/17 vs. LAA
8-RBI Game	Chris Hoiles, 8/14/98 at CLE
9-RBI Game	Eddie Murray, 8/26/85 at CAL
PITCHING	
Perfect Game	Never
No-Hitter	5/5/21 (Means at SEA)
1-Hitter	7/21/19 (Wojciechowski, Fry, Givens vs. BOS)
Complete Game	5/5/21 (Means at SEA)
Shutout	5/5/21 (Means at SEA)
Team Shutout	7/18/21 (M. Harvey, Plutko, Scott, Sulser, Tate at KC)
Consecutive CG, Pitcher	Sidney Ponson (2), 5/16-22/04
Consecutive Shutouts, Pitcher	Mike Mussina (2), 9/26-10/1/95
Consecutive CG, Team	5/13-14/11 (Guthrie/Bergesen)
Consecutive Shutouts, Team	6/28-29/19 vs. CLE
10+ Strikeout Game, Pitcher	5/5/21 (Means at SEA, 12)
15+ Strikeout Game, Pitcher	7/7/07 (Bedard at TEX, 15)
10+ Strikeout Game, Team	9/3/21 at NY Yankees (12)
15+ Strikeout Game, Team	4/16/21 at TEX (15)
4+ Strikeouts in an inning	Mike Cuellar (4), 5/29/70 at CAL
MISCELLANEOUS	
Hit for the Cycle	Jonathan Villar, 8/5/19 vs. NY Yankees (in club history)
Steal of Home	Cedric Mullins, 8/12/21 vs. DET
Position Player to Pitch	Austin Wynns, 8/14/21 at BOS (1.0 IP, 1 H, ER, HR)
Triple Play Turned	8/3/17, Top 2 <sup>nd</sup> vs. DET (McCann-Batting)
	Scoring: 5-4-3 (Machado-Schoop-Davis)
WINNING SWEEPS	
2-Game, at OPACY	June 6-7, 2017 vs. PIT
2-Game, Road	June 5-6, 2018 at NY Yankees
3-Game, at OPACY	July 23-July 25, 2021 vs. WSH
3-Game, Road	June 28-30, 2021 at HOU
4-Game, at OPACY	July 17-20, 2017 vs. TEX
4-Game, Road	August 22-25, 2011 at MIN
Doubleheader	June 25, 2016 vs. TB

OUTFIELD ASSISTS						
Outfielder	1B	2B	3B	HP	TOTAL	ERRORS (F-T)
Austin Hays	-	4	2	1	7	0-1
Ryan McKenna	-	1	-	-	1	1-0
Ryan Mountcastle	-	1	-	-	1	1-0
Cedric Mullins	-	4	2	1	7	2-4
Anthony Santander	-	-	-	1	1	1-0
DJ Stewart	-	-	-	2	2	0-4
Pat Valaika	-	-	-	-	-	0-0
Stevie Wilkerson	-	-	-	-	-	0-0
Team Totals	0	10	4	5	19	5-9

CATCHING BREAKDOWN						
	Errors	SBs		Pick-offs		
Catcher	F-T-C	PB	CCS-ATT	1B-2B-3B	Inn./ER	ERA    Record
Pedro Severino	0-0-0	10	6-32	1-0-0	781.0/467	5.38    35-57
Chance Sisco	0-0-0	3	6-9	0-0-0	159.2/100	5.64    4-15
Austin Wynns	0-1-0	0	11-28	1-0-0	323.2/261	7.26    8-27
Totals	0-5-0	13	23-69	2-0-0	1264.1/828	5.89    47-99

SCORING BY INNING										
	1	2	3	4	5	6	7	8	9	Extras    Totals
OPPONENTS	98	92	118	105	101	96	94	106	48	12    870
ORIOLES	78	50	82	68	64	63	61	93	41	8    608

ORIOLES WHO MADE THEIR MAJOR LEAGUE DEBUT IN 2021			
Date	Player	Opp.	Stats
4/4	RHP Tyler Wells	at BOS	1.0 IP, H, BB (out of bullpen)
4/5	OF Ryan McKenna	at NY Yankees	0-2, BB, K (started in RF)
4/5	RHP Mac Sceroler	at NY Yankees	2.2 IP, 2 BB, 4 K (out of bullpen)
4/25	LHP Zac Lowther	vs. OAK	1.0 IP, H, K (out of bullpen)
4/27	RHP Jay Flaa	vs. NY Yankees	1.1 IP, 2 BB, K (out of bullpen)
5/7	RHP Isaac Mattson	vs. BOS	0.2 IP, H, ER, BB (out of bullpen)
5/29	INF Tyler Nevin	at CWS G1	1-2, 2B, BB (started at 1B)
6/23	RHP Mickey Jannis	vs. HOU	3.1 IP, 8 H, 7 ER, 3 HR, 4 BB, K (out of bullpen)
6/26	RHP Konner Wade	at TOR	1.2 IP, 7 H, 6 ER, HR, BB, K (out of bullpen)
6/26	LHP Alexander Wells	at TOR	2.0 IP, H, 2 BB (out of bullpen)
7/2	RHP Spenser Watkins	at LAA	1.0 IP (out of bullpen)
7/27	RHP Conner Greene	vs. MIA	2.0 IP, 2 H, ER, 2 K (out of bullpen)
8/4	RHP Dusten Knight	at NY Yankees	1.0 IP, 3 H, 2 ER, K (out of bullpen)
8/6	RHP Marcos Diplán	vs. TB	1.2 IP, 3 K (out of bullpen)
9/7	RHP Mike Baumann	vs. KC	W, 3.2 IP, 2 H, R, BB, K (out of bullpen)
9/8	RHP Manny Barreda	vs. KC	W



2021 SCHEDULE AND RESULTS

G#	DATE	OPP	W-L	SCORE	W/LP/L/SV	RECORD	POS	GA/GB	ATTEND
	APR 1	at BOS	****POSTPONED**** (Rescheduled for 4/2)				T-3 <sup>rd</sup>	-0.5	
1	APR 2	at BOS	W	3-0	Means/Eovaldi/Valdez	1-0	T-2 <sup>nd</sup>	-0.5	4,452
2	APR 3	at BOS	W	4-2	Plutko/Houck/Valdez	2-0	1 <sup>st</sup>	+0.5	4,571
3	APR 4	at BOS	W	11-3	Zimmermann/Richards	3-0	1 <sup>st</sup>	+1.0	4,458
4	APR 5	at NYY	L	0-7	Montgomery/López	3-1	T-1 <sup>st</sup>	--	9,008
5	APR 6	at NYY	L	2-7	Cole/Kremer	3-2	T-1 <sup>st</sup>	--	9,404
6	APR 7	at NYY	W	4-3 (11)	Valdez/Green/Fry	4-2	1 <sup>st</sup>	+1.0	10,254
7	APR 8	vs. BOS	L	3-7	Rodriguez/M. Harvey	4-3	T-1 <sup>st</sup>	--	10,150*
	APR 9			**** Off Day ****		4-3	T-1 <sup>st</sup>	--	
8	APR 10	vs. BOS	L	4-6 (10)	Barnes/Tate/Andriese	4-4	T-2 <sup>nd</sup>	-1.0	9,307
9	APR 11	vs. BOS	L	9-14	Pivetta/López	4-5	T-2 <sup>nd</sup>	-2.0	8,171
	APR 12	vs. SEA	****POSTPONED**** (Rescheduled for 4/13)				4-5	4 <sup>th</sup>	-2.0
10	APR 13	vs. SEA [1]	L	3-4 (8)	Montero/Scott/Graveman	4-6	T-4 <sup>th</sup>	-3.0	--
11	APR 13	vs. SEA [2]	W	7-6	Valdez/Sadler	5-6	T-2 <sup>nd</sup>	-2.5	4,147
	APR 14	vs. SEA	****POSTPONED**** (Rescheduled for 4/15)				5-6	3 <sup>rd</sup>	-3.5
12	APR 15	vs. SEA [1]	L	2-4	Gonzales/Scott/Graveman	5-7	T-3 <sup>rd</sup>	-3.5	--
13	APR 15	vs. SEA [2]	L	1-2	Dunn/Zimmermann/Middleton	5-8	T-4 <sup>th</sup>	-4.0	5,060
14	APR 16	at TEX	W	5-2	López/Foltynewicz/Valdez	6-8	T-3 <sup>rd</sup>	-3.5	22,173
15	APR 17	at TEX	W	6-1	Lakins, Sr./Rodriguez	7-8	T-2 <sup>nd</sup>	-3.5	29,338
16	APR 18	at TEX	L	0-1 (10)	King/Lakins, Sr.	7-9	T-3 <sup>rd</sup>	-3.0	24,267
	APR 19			**** Off Day ****		7-9	T-3 <sup>rd</sup>	-3.5	
17	APR 20	at MIA	W	7-5	M. Harvey/Neiderl/Valdez	8-9	3 <sup>rd</sup>	-3.5	4,540
18	APR 21	at MIA	L	0-3	Rogers/Zimmermann/Garcia	8-10	T-3 <sup>rd</sup>	-3.5	4,028
	APR 22			**** Off Day ****		8-10	T-3 <sup>rd</sup>	-3.0	
19	APR 23	vs. OAK	L	1-3	Irvin/López/Diekman	8-11	T-4 <sup>th</sup>	-4.0	7,574
20	APR 24	vs. OAK	L	2-7	Bassitt/LeBlanc	8-12	5 <sup>th</sup>	-4.0	7,616
21	APR 25	vs. OAK	W	8-1	Means/Luzardo	9-12	T-4 <sup>th</sup>	-4.0	8,107
22	APR 26	vs. NYY	W	4-2	M. Harvey/Garcia/Valdez	10-12	4 <sup>th</sup>	-3.5	6,367
23	APR 27	vs. NYY	L	1-5	Kluber/Zimmermann	10-13	T-4 <sup>th</sup>	-4.5	6,662
24	APR 28	vs. NYY	L	0-7	Germán/Kremer	10-14	5 <sup>th</sup>	-5.5	7,338
25	APR 29	vs. NYY	W	4-3 (10)	Scott/Loaisiga	11-14	T-4 <sup>th</sup>	-4.5	7,738
26	APR 30	at OAK	W	3-2	Means/Fiers/Valdez	12-14	T-4 <sup>th</sup>	-4.5	5,777
APRIL TOTALS: 12-14			TEAM ERA: 4.01			TEAM AVG: .224			
27	MAY 1	at OAK	W	8-4	M. Harvey/Luzardo	13-14	T-3 <sup>rd</sup>	-3.5	6,469
28	MAY 2	at OAK	L	5-7	Petit/Lakins, Sr./Trivino	13-15	5 <sup>th</sup>	-3.5	5,862
29	MAY 3	at SEA	W	5-3	Sulser/Misiewicz/Valdez	14-15	5 <sup>th</sup>	-3.0	5,776
30	MAY 4	at SEA	L	2-5	Montero/Lakins, Sr.	14-16	5 <sup>th</sup>	-4.0	6,504
31	MAY 5	at SEA	W	6-0	MEANS/Kikuchi	15-16	5 <sup>th</sup>	-3.0	6,742
	MAY 6			**** Off Day ****		15-16	5 <sup>th</sup>	-3.5	
32	MAY 7	vs. BOS	L	2-6	Rodriguez/M. Harvey	15-17	5 <sup>th</sup>	-4.5	7,724
33	MAY 8	vs. BOS	L	6-11	Richards/Lowther	15-18	5 <sup>th</sup>	-5.5	10,598*
34	MAY 9	vs. BOS	L	3-4	Pivetta/Kremer/Barnes	15-19	5 <sup>th</sup>	-6.5	10,274
35	MAY 10	vs. BOS	W	4-1	López/Andriese/Valdez	16-19	5 <sup>th</sup>	-5.5	6,826
36	MAY 11	at NYM	L	2-3	Familia/Valdez	16-20	5 <sup>th</sup>	-5.5	7,930
37	MAY 12	at NYM	L	1-7	Walker/M. Harvey	16-21	5 <sup>th</sup>	-5.5	8,035
	MAY 13			**** Off Day ****		16-21	5 <sup>th</sup>	-6.0	
38	MAY 14	vs. NYY	L	4-5	Kluber/Lakins, Sr./Loaisiga	16-22	5 <sup>th</sup>	-7.0	10,809*
39	MAY 15	vs. NYY	L	2-8	Germán/López	16-23	5 <sup>th</sup>	-8.0	10,767*
40	MAY 16	vs. NYY	W	10-6	Zimmermann/King	17-23	5 <sup>th</sup>	-7.0	11,070*
	MAY 17			**** Off Day ****		17-23	5 <sup>th</sup>	-7.0	
41	MAY 18	vs. TB	L	6-13	Kittredge/M. Harvey	17-24	5 <sup>th</sup>	-7.0	5,429
42	MAY 19	vs. TB	L	7-9	Thompson/Fry/Fairbanks	17-25	5 <sup>th</sup>	-8.0	6,581
43	MAY 20	vs. TB	L	1-10	Hill/Kremer	17-26	5 <sup>th</sup>	-9.0	6,916
44	MAY 21	at WSH	L	2-4	Strasburg/López	17-27	5 <sup>th</sup>	-10.0	14,369
45	MAY 22	at WSH	L	9-12	Hudson/Plutko/Hand	17-28	5 <sup>th</sup>	-11.0	15,440
46	MAY 23	at WSH	L	5-6	Corbin/M. Harvey/Hand	17-29	5 <sup>th</sup>	-11.0	14,618
47	MAY 24	at MIN	L	3-8	Alcalá/Scott	17-30	5 <sup>th</sup>	-12.0	8,530
48	MAY 25	at MIN	L	4-7	Berrios/Kremer/Rogers	17-31	5 <sup>th</sup>	-12.0	9,969
49	MAY 26	at MIN	L	2-3	Pineda/López/Robles	17-32	5 <sup>th</sup>	-13.0	10,574
50	MAY 27	at CWS	L	1-5	Cease/Tate	17-33	5 <sup>th</sup>	-14.0	9,671
	MAY 28	at CWS	****POSTPONED**** (Rescheduled for 5/29)				17-33	5 <sup>th</sup>	-14.0
51	MAY 29	at CWS [1]	L	4-7	Keuchel/M. Harvey/Hendriks	17-34	5 <sup>th</sup>	-15.0	--
52	MAY 29	at CWS [2]	L	1-3	Lynn/Means/Hendriks	17-35	5 <sup>th</sup>	-15.5	20,029
53	MAY 30	at MIN	L	1-3	Giolito/Tate/Hendriks	17-36	5 <sup>th</sup>	-16.5	21,067
54	MAY 31	vs. MIN	L	2-3 (10)	Rogers/Plutko/Robles	17-37	5 <sup>th</sup>	-17.5	11,010*
MAY TOTALS: 5-23			TEAM ERA: 5.89			TEAM AVG: .234			
55	JUN 1	vs. MIN	W	7-4	Zimmermann/Pineda/Sulser	18-37	5 <sup>th</sup>	-16.5	5,337
56	JUN 2	vs. MIN	W	6-3	T. Wells/Dobnak	19-37	5 <sup>th</sup>	-15.5	5,945
	JUN 3			**** Off Day ****		19-37	5 <sup>th</sup>	-16.0	
57	JUN 4	vs. CLE	W	3-1	Sulser/Shaw/Fry	20-37	5 <sup>th</sup>	-15.0	12,009
58	JUN 5	vs. CLE	L	4-10	Civale/Means	20-38	5 <sup>th</sup>	-16.0	9,969
59	JUN 6	vs. CLE	W	18-5	López/Quantrill	21-38	5 <sup>th</sup>	-16.0	9,423
	JUN 7			**** Off Day ****		21-38	5 <sup>th</sup>	-16.0	
60	JUN 8	vs. NYM	W	10-3	Zimmermann/Peterson	22-38	5 <sup>th</sup>	-16.0	9,431
61	JUN 9	vs. NYM	L	1-14	Walker/M. Harvey	22-39	5 <sup>th</sup>	-16.0	9,584
	JUN 10			**** Off Day ****		22-39	5 <sup>th</sup>	-16.0	
62	JUN 11	at TB	L	2-4	Yarbrough/Akin/Fairbanks	22-40	5 <sup>th</sup>	-17.0	6,211
63	JUN 12	at TB	L	4-5	McHugh/López/Castillo	22-41	5 <sup>th</sup>	-18.0	9,225
64	JUN 13	at TB	L	1-7	Fleming/Zimmermann	22-42	5 <sup>th</sup>	-19.0	9,101
65	JUN 14	at CLE	L	3-4	Sandlin/Kremer/Clase	22-43	5 <sup>th</sup>	-20.0	11,181
66	JUN 15	at CLE	L	2-7	Karinchak/M. Harvey	22-44	5 <sup>th</sup>	-20.0	12,025
67	JUN 16	at CLE	L	7-8	Civale/Akin/Clase	22-45	5 <sup>th</sup>	-20.0	12,825
68	JUN 17	at CLE	L	3-10	Stephan/López	22-46	5 <sup>th</sup>	-20.0	15,121
69	JUN 18	vs. TOR	W	7-1	T. Wells/Ray	23-46	5 <sup>th</sup>	-19.0	13,284
70	JUN 19	vs. TOR	L	7-10	Romano/Fry	23-47	5 <sup>th</sup>	-19.5	10,721
71	JUN 20	vs. TOR	L	4-7	Ryu/M. Harvey/Chatwood	23-48	5 <sup>th</sup>	-19.5	14,917
72	JUN 21	vs. HOU	L	2-10	Odorizzi/Akin	23-49	5 <sup>th</sup>	-20.0	7,414
73	JUN 22	vs. HOU	L	1-3	Greinke/López/Pressly	23-50	5 <sup>th</sup>	-21.0	8,510
74	JUN 23	vs. HOU	L	0-13	Urquidy/Eshelman	23-51	5 <sup>th</sup>	-21.0	10,013
75	JUN 24	at TOR	L	0-9	Kay/Kremer	23-52	5 <sup>th</sup>	-21.5	6,264
76	JUN 25	at TOR	W	6-5 (10)	Fry/Thornton/Sulser	24-52	5 <sup>th</sup>	-21.5	7,844
77	JUN 26	at TOR	L	4-12	Ryu/Akin	24-53	5 <sup>th</sup>	-22.5	5,913
78	JUN 27	at TOR	L	2-5	Stripling/López	24-54	5 <sup>th</sup>	-23.0	6,044
79	JUN 28	at HOU	W	9-7	Fry/Bielak/Plutko	25-54	5 <sup>th</sup>	-23.0	24,419
80	JUN 29	at HOU	W	13-3	A. Wells/Garza, Jr./Tate	26-54	5 <sup>th</sup>	-23.0	30,346
81	JUN 30	at HOU	W	5-2	Scott/Garcia/Sulser	27-54	5 <sup>th</sup>	-23.0	28,124
JUNE TOTALS: 10-17			TEAM ERA: 6.38			TEAM AVG: .255			
	JUL 1			**** Off Day ****		27-54	5 <sup>th</sup>	-23.5	
82	JUL 2	at LAA	L	7-8	R. Iglesias/Fry	27-55	5 <sup>th</sup>	-24.5	23,561
83	JUL 3	at LAA	L	1-4	Cobb/López	27-56	5 <sup>th</sup>	-24.5	28,160
84	JUL 4	at LAA	L	5-6	Iglesias/Sulser	27-57	5 <sup>th</sup>	-25.5	18,955
	JUL 5			**** Off Day ****		27-57	5 <sup>th</sup>	-26.0	
85	JUL 6	vs. TOR	W	7-5	Watkins/Matz	28-57	5 <sup>th</sup>	-25.0	7,388
86	JUL 7	vs. TOR	L	2-10	Ryu/M. Harvey	28-58	5 <sup>th</sup>	-25.0	7,457
	JUL 8	vs. TOR	****POSTPONED**** (Rescheduled for 9/11)				28-58	5 <sup>th</sup>	-25.0
87	JUL 9	vs. CWS	L	1-12	Keuchel/López	28-59	5 <sup>th</sup>	-26.0	12,077
88	JUL 10	vs. CWS	L	3-8	Giolito/Eshelman/Hendriks	28-60	5 <sup>th</sup>	-26.0	26,391
89	JUL 11	vs. CWS	L	5-7 (10)	Hendriks/T. Wells/Foster	28-61	5 <sup>th</sup>	-26.0	11,600

	DATE	OPP	W-L	SCORE	W/LP/SV	RECORD	POS	GA/GB	ATTEND
	JUL 12			**** ALL-STAR BREAK ****					
	JUL 13			91 <sup>st</sup> MAJOR LEAGUE ALL-STAR GAME IN COLORADO - AL (5) vs. NL (2)					
	JUL 14			**** ALL-STAR BREAK ****					
	JUL 15			**** ALL-STAR BREAK ****					
90	JUL 16	at KC	L	2-9	Fry/Mont/Akin	28-62	5 <sup>th</sup>	-27.0	23,763
91	JUL 17	at KC	W	8-4	Str/Singer	29-62	5 <sup>th</sup>	-26.0	27,292
92	JUL 18	at KC	W	5-0	M. Harvey/Hernández	30-62	5 <sup>th</sup>	-25.0	13,706
93	JUL 19	at TB	W	6-1	Watkins/Yarbrough	31-62	5 <sup>th</sup>	-25.0	9,922
94	JUL 20	at TB	L	3-9	McClanahan/Means	31-63	5 <sup>th</sup>	-25.5	10,399
95	JUL 21	at TB	L	4-5	McHugh/Scott	31-64	5 <sup>th</sup>	-26.5	8,968
	JUL 22			**** Off Day ****					
96	JUL 23	vs. WSH	W	6-1	Fry/Corbin	32-64	5 <sup>th</sup>	-27.0	17,022
97	JUL 24	vs. WSH	W	5-3	M. Harvey/Lester/Tate	33-64	5 <sup>th</sup>	-26.0	30,898
98	JUL 25	vs. WSH	W	5-4	Sulser/Hand	34-64	5 <sup>th</sup>	-26.0	15,690
	JUL 26			**** Off Day ****					
99	JUL 27	vs. MIA	L	3-7	Alcántara/Watkins	34-65	5 <sup>th</sup>	-27.0	10,098
100	JUL 28	vs. MIA	W	8-7	Scott/Okert	35-65	5 <sup>th</sup>	-26.5	8,363
101	JUL 29	at DET	L	2-6	Mize/A. Wells	35-66	5 <sup>th</sup>	-26.5	15,833
102	JUL 30	at DET	W	4-3	M. Harvey/Skubal/Sulser	36-66	5 <sup>th</sup>	-25.5	18,861
103	JUL 31	at DET	W	5-2	Means/Manning/Sulser	37-66	5 <sup>th</sup>	-25.0	25,132
JULY TOTALS: 10-12				TEAM ERA: 5.35		TEAM AVG: .232			
104	AUG 1	at DET	L	2-6	Ramírez/Watkins	37-67	5 <sup>th</sup>	-25.5	17,134
105	AUG 2	at NYN	W	7-1	López/Heaney	38-67	5 <sup>th</sup>	-25.0	28,879
106	AUG 3	at NYY	L	1-13	Gill/A. Wells	38-68	5 <sup>th</sup>	-25.0	30,815
107	AUG 4	at NYY	L	3-10	Loaisiga/Sulser	38-69	5 <sup>th</sup>	-26.0	30,055
	AUG 5			**** Off Day ****					
108	AUG 6	vs. TB	L	6-10	Rasmussen/Fry	38-70	5 <sup>th</sup>	-27.0	11,320
109	AUG 7	vs. TB	L	3-12	McClanahan/Watkins	38-71	5 <sup>th</sup>	-28.0	18,545
110	AUG 8	vs. TB	L	6-9	Chargois/Fry	38-72	5 <sup>th</sup>	-29.0	10,576
	AUG 9			**** Off Day ****					
111	AUG 10	vs. DET	L	4-9	Funkhouser/Havin	38-73	5 <sup>th</sup>	-30.0	7,124
112	AUG 11	vs. DET	L	2-5	Skubal/M. Harvey	38-74	5 <sup>th</sup>	-30.0	8,990
113	AUG 12	vs. DET	L	4-6	Manning/Means/Fulmer	38-75	5 <sup>th</sup>	-31.0	8,382
114	AUG 13	at BOS	L	1-8	Pivetta/Watkins/Richards	38-76	5 <sup>th</sup>	-32.0	28,022
115	AUG 14	at BOS	L	2-6	Sale/López	38-77	5 <sup>th</sup>	-32.0	23,918
116	AUG 15	at BOS	L	2-16	Rodríguez/Akin	38-78	5 <sup>th</sup>	-32.0	38,135
117	AUG 16	at TB	L	2-9	Fleming/M. Harvey	38-79	5 <sup>th</sup>	-33.0	5,460
118	AUG 17	at TB	L	0-10	Ellis/Means	38-80	5 <sup>th</sup>	-34.0	4,795
119	AUG 18	at TB	L	4-8	Yarbrough/Watkins	38-81	5 <sup>th</sup>	-35.0	5,676
120	AUG 19	at TB	L	2-7	McClanahan/López	38-82	5 <sup>th</sup>	-36.0	8,623
121	AUG 20	vs. ATL	L	0-3	FRIED/Akin	38-83	5 <sup>th</sup>	-36.0	13,583
122	AUG 21	vs. ATL	L	4-5	Smyly/M. Harvey/Smith	38-84	5 <sup>th</sup>	-37.0	15,774
123	AUG 22	vs. ATL	L	1-3	Toussaint/Means	38-85	5 <sup>th</sup>	-38.0	11,180
	AUG 23			**** Off Day ****					
124	AUG 24	vs. LAA	L	8-14	Guerra/Watkins	38-86	5 <sup>th</sup>	-39.0	8,781
125	AUG 25	vs. LAA	W	10-6	Scott/Petricka	39-86	5 <sup>th</sup>	-39.0	15,867
126	AUG 26	vs. LAA	W	13-1	Akin/Pleguero	40-86	5 <sup>th</sup>	-38.5	10,211
127	AUG 27	vs. TB	L	3-6	McClanahan/Harvey/Mazza	40-87	5 <sup>th</sup>	-39.5	7,155
128	AUG 28	vs. TB	L	3-4	Chargois/Sulser/Kittredge	40-88	5 <sup>th</sup>	-40.5	11,110
129	AUG 29	vs. TB	L	8-12	Chargois/Watkins	40-89	5 <sup>th</sup>	-41.5	8,353
130	AUG 30	at TOR	L	3-7	Ray/Tate/Romano	40-90	5 <sup>th</sup>	-42.5	14,406
131	AUG 31	at TOR	W	4-2	Akin/Ryu/Sulser	41-90	5 <sup>th</sup>	-42.5	13,963
AUGUST TOTALS: 4-24				TEAM ERA: 7.39		TEAM AVG: .250			
132	SEP 1	at TOR	L	4-5	Mayza/Tate/Romano	41-91	5 <sup>th</sup>	-42.5	14,262
	SEP 2			**** Off Day ****					
133	SEP 3	at NYY	L	3-4 (11)	Holmes/Tate	41-92	5 <sup>th</sup>	-43.0	34,085
134	SEP 4	at NYY	W	4-3	Sulser/Chapman	42-92	5 <sup>th</sup>	-43.0	34,571
135	SEP 5	at NYY	W	8-7	Diplán/Heaney/Wells	43-92	5 <sup>th</sup>	-42.0	33,091
136	SEP 6	vs. KC	L	2-3	Tapia/Sulser/Barlow	43-93	5 <sup>th</sup>	-43.0	11,973
137	SEP 7	vs. KC	W	7-3	Baumann/Kowar	44-93	5 <sup>th</sup>	-43.0	4,981
138	SEP 8	vs. KC	W	9-8	Barreda/Staumont/Wells	45-93	5 <sup>th</sup>	-42.0	4,965
139	SEP 9	vs. KC	L	0-6	Hernández/Means	45-94	5 <sup>th</sup>	-42.5	5,087
140	SEP 10	vs. TOR	W	6-3	Greene/Merryweather/Sulser	46-94	5 <sup>th</sup>	-41.5	11,751
141	SEP 11	vs. TOR [1]	L	10-11	Pearson/T. Wells/Romano	46-95	5 <sup>th</sup>	-42.0	--
142	SEP 11	vs. TOR [2]	L	2-11	Richards/Akin	46-96	5 <sup>th</sup>	-43.0	10,219
143	SEP 12	vs. TOR	L	7-22	Matz/Lowther	46-97	5 <sup>th</sup>	-43.0	8,474
	SEP 13			**** Off Day ****					
144	SEP 14	vs. NYY	L	2-7	Cole/A. Wells	46-98	5 <sup>th</sup>	-43.5	10,235
145	SEP 15	vs. NYY	L	3-4	Peralta/T. Wells/Chapman	46-99	5 <sup>th</sup>	-43.5	10,402
146	SEP 16	vs. NYY	W	3-2 (10)	Sulser/Peralta	47-99	5 <sup>th</sup>	-43.5	20,164
147	SEP 17	at BOS		7:10 p.m. ET	MASN				
148	SEP 18	at BOS		1:10 p.m. ET	MASN				
149	SEP 19	at BOS		7:10 p.m. ET	MASN				
150	SEP 20	at PHI		1:05 p.m. ET	MASN				
151	SEP 21	at PHI		7:05 p.m. ET	MASN				
152	SEP 22	at PHI		7:05 p.m. ET	MASN				
153	SEP 23	vs. TEX		7:05 p.m. ET	MASN				
154	SEP 24	vs. TEX		7:05 p.m. ET	MASN				
155	SEP 25	vs. TEX		7:05 p.m. ET	MASN				
156	SEP 26	vs. TEX		1:05 p.m. ET	MASN				
	SEP 27			**** Off Day ****					
157	SEP 28	vs. BOS		7:05 p.m. ET	MASN				
158	SEP 29	vs. BOS		7:05 p.m. ET	MASN				
159	SEP 30	vs. BOS		7:05 p.m. ET	MASN				
SEP TOTALS:				TEAM ERA:		TEAM AVG:			
160	OCT 1	at TOR		7:07 p.m. ET	MASN2				
161	OCT 2	at TOR		3:07 p.m. ET	MASN2				
162	OCT 3	at TOR		3:07 p.m. ET	MASN2				
OCT TOTALS:				TEAM ERA:		TEAM AVG:			
*Indicates home sellout									
Pitchers in CAPS indicates complete game									
WEATHER DELAYS AND POSTPONEMENTS									
DATE	OPPONENT (REASON)				TIME (DELAY)		RESULT		
April 1	at Boston (Inclement Weather)				Forecasted		POSTPONED		
April 12	vs. Seattle (Inclement Weather)						POSTPONED		
April 14	vs. Seattle (Rain)						Rescheduled as part of DH on 4/13		
May 7	vs. Boston (Rain)						Rescheduled as part of DH on 4/15		
May 24	at Minnesota (Rain)						L, 2-6		
May 27	at Chicago-AL (Rain)						L, 3-8		
May 28	at Chicago-AL (Rain)						L, 1-5		
May 29	at Chicago-AL (Rain)						POSTPONED		
June 14	at Cleveland (Inclement Weather)						Rescheduled as part of DH on 5/29		
June 21	vs. Houston (Rain)						L, 2-10		
June 21	vs. Houston (Rain)						L, 2-10		
June 21	vs. Houston (Rain)						L, 2-10		
July 8	vs. Toronto (Inclement Weather)						Rescheduled as part of DH on 9/11		
August 10	vs. Detroit (Rain)						L, 4-9		
August 11	vs. Detroit (Rain)						L, 2-5		
COLDEST GAME TIME TEMPERATURE: 37 degrees, April 2 at Boston (W, 3-0)									
WARMEST GAME TIME TEMPERATURE: 97 degrees, August 12 vs. Detroit (L, 4-6)									