



YEAR IN REVIEW
2010

M *Table of Contents* M

MANAGER/COACHES

Jerry Manuel.....	4-5
Coaches	6-16

METS BIOGRAPHIES

Acosta, Manny.....	18-20
Arias, Joaquin.....	21-23
Bay, Jason	24-26
Beltran, Carlos	27-29
Blanco, Henry	30-31
Carter, Chris.....	32-33
Castillo, Luis	34-35
Catalanotto, Frank.....	36-37
Davis, Ike	38-39
Dessens, Elmer	40-42
Dickey, R.A.	43-45
Duda, Lucas	46-47
Evans, Nick	48-49
Feliciano, Jesus	50-51
Feliciano, Pedro	52-54
Gee, Dillon.....	55-56
Green, Sean	57-58
Hernandez, Luis	59-60
Hessman, Mike.....	61-62
Igarashi, Ryota	63-64
Maine, John	65-66
Martinez, Fernando	67-68
Meija, Jenrry.....	69-70
Misch, Pat	71-72
Nickeas, Mike	73-74
Niese, Jonathon	75-76
Nieve, Fernando.....	77-78
Pagan, Angel	79-80
Parnell, Bobby	81-82
Pelfrey, Mike	83-84
Perez, Oliver.....	85-87
Reyes, Jose	88-90
Rodriguez, Francisco	91-93
Santana, Johan.....	94-97
Stoner, Tobi	98-99
Takahashi, Hisanori	100-102
Tatis, Fernando.....	103-104
Tejada, Ruben	105-106
Thole, Josh	107-108
Turner, Justin	109-110
Valdes, Raul	111-113
Wright, David	114-116
Mets Roster (as of October 4, 2009)	117-118


New York Mets


Citi Field
Flushing, N.Y. 11368
718-507-6387
718-639-3619 (Media Fax)

www.mets.com
www.losmets.com

2010 FINAL STATISTICS

Mets Notes/Milestones120-129
 Mets Home Attendance130
 Mets Day by Day Record131-133
 Chronology134-136
 Final & Miscellaneous Stats137-138
 Home Run Charts139
 First Half/Second Half140-141
 April-October142-147
 vs. Righthanded Pitchers/Batters148
 vs. Lefthanded Pitchers/Batters.....149
 At Home/On the Road150-151
 During the Day/At Night152-153
 Offensive Charts154
 With Runners in Scoring Position155-156
 With Runner on Third157-158
 With the Bases Loaded159-160
 Individual Fielding.....161-162
 Highs and Lows163-164

MAJOR LEAGUE BASEBALL STATISTICS

Major League Standings165
 National League Leaders166-173
 American League Leaders174-182

METS VS. OPPONENTS

Mets vs. Arizona Diamondbacks184
 Mets vs. Atlanta Braves185
 Mets vs. Chicago Cubs186
 Mets vs. Cincinnati Reds187
 Mets vs. Colorado Rockies188
 Mets vs. Florida Marlins189
 Mets vs. Houston Astros190
 Mets vs. Los Angeles Dodgers.....191
 Mets vs. Milwaukee Brewers192
 Mets vs. Philadelphia Phillies193
 Mets vs. Pittsburgh Pirates194
 Mets vs. San Diego Padres195
 Mets vs. San Francisco Giants196
 Mets vs. St. Louis Cardinals197
 Mets vs. Washington Nationals198
 Mets vs. Baltimore Orioles199
 Mets vs. Cleveland Indians200
 Mets vs. Detroit Tigers201
 Mets vs. Minnesota Twins.....202
 Mets vs. New York Yankees.....203
 Interleague/Mets-Yankees Notes.....204

2010 RECAPS

April206-209
 May209-214
 June214-218
 July219-223
 August223-227
 September228-232
 October232


2010 MINOR LEAGUE REVIEW

Review/Sterling Award Winners234-241
 Organizational Leaders242
 Team Stats243-251



**MANAGER
&
COACHES**

2010 NEW YORK *Mets* YEAR IN REVIEW



Height: 5-11 **Weight:** 180
Bats: Switch **Throws:** Right

Age: 56
Birthdate: December 23, 1953
Birthplace: Hahira, GA
Resides: Sacramento, CA

Appointed:
June 17, 2008
Contract Status:
Signed through 2010

Personal: Wife, Renette;
 Daughters, Angela & Natalie;
 Sons, Jerry & Anthony



- The New York Mets declined to exercise the option on Jerry Manuel's contract for the 2011 season on October 4th...Finished with a 79-83 mark in 2010 and 204-213 overall as the Mets manager after taking over for Willie Randolph in June 2008.
- Won his 700th career game and his 200th as the manager of the Mets on September 25, 2010 with New York's 5-2 win at Philadelphia.
- Named the Mets interim manager, June 17, 2008... Became the 19th manager in team history...Guided the team to a 55-38 (.591) record...Signed a two-year contract on October 4, 2008.
- Finished his first full season as the Mets manager in 2009, compiling a 70-92 (.432) record.
- Won his 600th regular season game as a manager and his 100th victory with the Mets on July 25, 2009 in a 10-3 triumph at Houston.
- Has a 704-684 (.507) record as a major league manager.
- His 38 victories were the second-most by a Mets manager in his first 60 games...Bud Harrelson went 41-19 in his first 60 games during the 1990 season... Was the first Mets manager since Harrelson in 1990 to post a 10-game winning streak within his team's first 27 games.
- Was the Mets bench coach from 2006 until being named interim manager...In 2005, he was the first base coach and outfield coach.
- Managed the Chicago White Sox from 1998-2003 and compiled a 500-471 (.515) record.
- In 2000, he was named the Major League Manager of the Year by *The Associated Press* and the American League Manager of the Year by the Baseball Writers Association of America and *The Sporting News*...Led the White Sox to their first Division Championship since 1993.
- Guided Chicago to an American League best 95-67 record in 2000.
- Selected by American League Manager Joe Torre to serve as a coach at the 1999 All-Star Game in Boston.
- Served as the bench coach under manager Jim Leyland for the World Champion Florida Marlins in 1997 and was Montreal's third base coach for six seasons (1991-1996), the last five under manager Felipe Alou.
- Played or coached under managers Ralph Houk (Detroit, 1975-1976), Dick Williams (Montreal, 1980-1981 and San Diego, 1982), Tom Runnels (Montreal, 1991-1992), Alou (Montreal, 1992-1996) and Leyland (Florida, 1997).
- Managed Indianapolis (AAA) of the International League in the Montreal Expos farm system in 1991, before joining the parent club on June 3rd.
- Named the Southern League Co-Manager of the Year in 1990, after leading Jacksonville (AA) to an 84-60 record.
- Worked as a minor league field coordinator for the Expos organization from 1988-1989 after acting as a roving infield instructor with Indianapolis in 1987 and as a player/coach in 1986...Scouted for the White Sox in 1985.
- Selected by the Detroit Tigers in the first round (20th pick overall) of the June, 1972 Free Agent Draft.
- Graduated from Cardova (CA) High School after starring in baseball, basketball and football...Received over 100 collegiate scholarship offers in various sports from schools such as Notre Dame, Nebraska, UCLA and Oklahoma...Signed with UCLA to play football.
- Inducted into the California Black Sports Hall of Fame on November 3, 2000.
- Was the American League recipient of the C.I. Taylor Award (Manager of the Year) at the Inaugural Negro Leagues Legacy Awards dinner in Kansas City, MO in November 2000.
- His daughter, Angela, reached the 100-meters semi-finals at the 2000 United States Olympic Track and Field Trials...His son, Anthony, was the Mets 45th-round selection in the 2005 First Year Player Draft.

Mets Managers			
YEARS	MANAGER	W-L	PCT.
1962-1965	Casey Stengel	175-404	.302
1965-1967	Wes Westrum	142-237	.375
1967	Salty Parker	4-7	.364
1968-1971	Gil Hodges	339-309	.523
1972-1975	Yogi Berra	292-296	.497
1975	Roy McMillan	26-27	.491
1976-1977	Joe Frazier	101-106	.488
1977-1981	Joe Torre	286-420	.405
1982-1983	George Bamberger	81-127	.389
1983	Frank Howard	52- 64	.448
1984-1990	Davey Johnson	595-417	.588
1990-1991	Bud Harrelson	145-129	.529
1991	Mike Cubbage	3-4	.429
1992-1993	Jeff Torborg	85-115	.425
1993-1996	Dallas Green	229-283	.447
1996-2002	Bobby Valentine	536-467	.534
2003-2004	Art Howe	137-186	.424
2005-2008	Willie Randolph	302-253	.544
2008-2010	JERRY MANUEL	204-213	.489

MAJOR LEAGUE COACHING CAREER

YEAR	TEAM	LEAGUE
1991-1996	Montreal	National
1997	Florida	National
2005-2008	METS	NATIONAL

MANAGERIAL RECORD

YEAR	TEAM	LEAGUE	W-L	PCT	POSITION
1990	Jacksonville	Southern	84-60	.583	Second
1991	Indianapolis	American Association	28-22	.560	—
1998	Chicago	American	80-82	.497	Second
1999	Chicago	American	75-86	.466	Second
2000	Chicago	American	95-67	.586	First
2001	Chicago	American	83-79	.512	Third
2002	Chicago	American	81-81	.500	Second
2003	Chicago	American	86-76	.531	Second
2008	METS	NATIONAL	55-38	.591	SECOND
2009	METS	NATIONAL	70-92	.432	FOURTH
2010	METS	NATIONAL	79-83	.488	FOURTH
Minor League Totals			112-82	.577	
Major League Totals			704-684	.507	

PLAYING CAREER

YEAR	TEAM	AVG	G	AB	R	H	2B	3B	HR	RBI	SH	SF	HBP	BB	SO	SB	CS	E
1972	Bristol (R)	.240	67	233	31	56	8	8	4	29	3	0	4	19	61	11	2	15
1973	Lakeland (A)	.252	117	433	66	109	17	4	2	28	3	2	0	52	98	20	7	29
	Toledo (AAA)	.278	27	72	8	20	0	0	0	2	1	0	0	3	16	2	0	4
1974	Evansville (AAA)	.211	127	384	44	81	5	5	1	24	14	2	0	35	74	3	6	17
1975	Evansville (AAA)	.230	*137	501	63	115	10	4	4	43	9	3	7	44	101	20	5	16
	DETROIT (AL)	.056	6	18	0	1	0	0	0	0	0	0	0	0	4	0	0	2
1976	Evansville (AAA)	.182	11	44	6	8	1	0	1	3	2	0	3	2	9	0	1	1
	DETROIT (AL)	.140	54	43	4	6	1	0	0	2	2	0	1	3	9	1	0	8
1977	Evansville (AAA)	.272	110	375	52	102	19	7	1	38	4	0	3	45	55	12	5	17
1978	Evansville (AAA)	.263	114	430	65	113	18	5	7	50	5	4	1	50	83	8	10	20
1979	Evansville (AAA)	.252	130	460	71	116	26	3	9	75	6	7	5	67	67	8	5	22
1980	Denver (AAA)	.277	128	491	105	136	23	2	3	61	9	8	5	81	62	11	3	22
	MONTREAL (NL)	.000	7	6	0	0	0	0	0	0	0	0	0	0	2	0	0	1
1981	MONTREAL (NL)	.200	27	55	10	11	5	0	3	10	0	2	0	6	11	0	0	1
1982	Wichita (AA)	.255	71	263	31	67	22	0	3	37	3	2	1	15	34	2	1	11
	SAN DIEGO (NL)	.200	2	5	0	1	0	1	0	0	0	0	0	1	0	0	0	0
1983	Iowa (AAA)	.265	85	279	37	74	14	3	3	33	8	3	1	22	46	6	2	8
1984	Denver (AAA)	.293	109	335	43	98	14	3	4	40	8	5	0	37	32	7	6	18
1986	Indianapolis (AAA)	.390	22	41	4	16	2	0	1	9	0	0	0	2	5	0	0	1
Minor League Totals		.256	1255	4341	626	1111	179	44	43	472	75	36	30	474	743	110	53	201
National League Totals		.182	36	66	10	12	5	1	3	11	0	2	0	7	13	0	0	2
American League Totals		.115	60	61	4	7	1	0	0	2	2	0	1	3	13	1	0	10
Major League Totals		.150	96	127	14	19	6	1	3	13	2	2	10	10	26	1	0	12

* - led league

- rehabilitation assignment

DIVISION SERIES

YEAR	TEAM/OPPONENT	AVG.	G	AB	R	H	2B	3B	HR	RBI	SH	SF	HB	BB	SO	SB	CS	E
1981	Montreal/Philadelphia	.071	5	14	0	1	0	0	0	0	0	0	0	2	5	0	0	3
Division Series Totals		.071	5	14	0	1	0	0	0	0	0	0	0	2	5	0	0	3

LEAGUE CHAMPIONSHIP SERIES

YEAR	TEAM/OPPONENT	AVG.	G	AB	R	H	2B	3B	HR	RBI	SH	SF	HB	BB	SO	SB	CS	E
1981	Montreal/Los Angeles	.000	1	0	0	0	0	0	0	0	0	0	0	0	0	0	0	0
LCS Series Totals		.000	1	0	0	0	0	0	0	0	0	0	0	0	0	0	0	0



Height: 5-11 **Weight:** 191
Bats: Left **Throws:** Right

Age: 45
Birthdate: December 2, 1964

Birthplace: Santa Clara, CA
Resides: Tucson, AZ

Appointed:
November 24, 2009

Contract Status:
Signed through 2010

Personal: Wife, Judith;
 Daughter, Sabrina (8/29/97);
 Sons, Jack (10/17/91), Edward
 (4/10/95)



- Walter William (Chip) Hale III completed his first season as the Mets third base and infield coach.
- From 2007-2009 served in the same role for the Arizona Diamondbacks.
- Managed at Tucson (AAA) of the Pacific Coast League from 2004-2006 and led the club to the Pacific Coast League and Triple-A Championships in 2006 with a franchise-best 91-53 record...His 220 wins and .542 winning percentage as a manager for Tucson are tops for the franchise.
- Spent the first month of the 2006 season as third base coach for Diamondbacks until Carlos Tosca recovered from a broken foot.
- Managed El Paso (AA) of the Texas League to a league-best 76-62 record in 2002... Led Missoula (R) of the Pioneer League to the league's best overall record (44-32) in 2000 and to the Northern Division's second half championship in 2001.
- Honored as the Pioneer League and *Baseball America's* rookie-level Manager of the Year in 2001.
- Served as an auxiliary coach with USA Baseball in Tucson in 1999 and worked with both the national team and the Intercontinental Cup teams.
- Spent portions of seven seasons in the majors from 1989-1997 with the Minnesota Twins and Los Angeles Dodgers...Batted .289 (52-180) as a pinch hitter and played five different defensive positions, as well as designated hitter, during his career.
- Attended the University of Arizona from 1984-1987...Started every game of his collegiate career for the Wildcats, setting a record that would not be broken until 2001.
- Set the Wildcats career marks for most hits and walks while batting .345 and helping Arizona to the 1986 NCAA Championship at the College World Series.
- Drafted by the Minnesota Twins in the 17th round of the 1987 draft.

MAJOR LEAGUE COACHING CAREER

YEAR	CLUB	LEAGUE
2006-2009	Arizona	National
2010-	METS	National

MANAGERIAL RECORD

YEAR	CLUB	LEAGUE	W-L	PCT.	POSITION
2000	Missoula (R)	Pioneer	44-32	.579	First
2001	Missoula (R)	Pioneer	52-24	.684	First
2002	El Paso (AA)	Texas	76-62	.551	First
2004	Tucson (AAA)	Pacific Coast	74-70	.514	Second
2005	Tucson (AAA)	Pacific Coast	68-76	.472	Second
2006	Tucson (AAA)	Pacific Coast	91-53	.632	First
Minor League Totals			405-317	.561	

PLAYING CAREER

YEAR CLUB	AVG.	G	AB	R	H	2B	3B	HR	RBI	SH	SF	HBP	BB	SO	SB	CS	E
1987 Kenosha (A)	.345	87	339	65	117	12	7	7	65	0	7	4	33	26	3	3	10
1988 Orlando (AA)	.261	133	482	62	126	20	1	11	65	5	3	3	64	31	8	3	23
1989 Portland (AAA)	.273	108	411	49	112	16	9	2	34	5	2	1	35	55	3	2	10
MINNESOTA (AL)	.209	28	67	6	14	3	0	0	4	1	2	0	1	6	0	0	1
1990 Portland (AAA)	.280	13	479	71	134	24	2	3	40	7	7	1	68	57	6	6	13
MINNESOTA (AL)	.000	1	2	0	0	0	0	0	2	0	2	0	0	1	0	0	0
1991 Portland (AAA)	.241	110	352	45	85	16	3	1	37	5	5	0	47	22	3	3	10
1992 Portland (AAA)	.285	132	474	77	135	25	8	1	53	4	6	0	73	45	3	3	9
1993 Portland (AAA)	.280	55	211	37	59	15	3	1	24	3	1	0	21	13	2	1	11
MINNESOTA (AL)	.333	69	186	25	62	6	1	3	27	2	1	6	18	17	2	1	4
1994 MINNESOTA (AL)	.263	67	118	13	31	9	0	1	11	1	2	1	16	14	0	2	3
1995 Salt Lake (AAA)	.286	16	49	5	14	4	0	0	2	0	0	0	7	5	0	1	0
MINNESOTA (AL)	.262	69	103	10	27	4	0	2	18	0	0	0	11	20	0	0	0
1996 MINNESOTA (AL)	.276	85	87	8	24	5	0	1	16	0	1	0	10	6	0	0	0
1997 Albuquerque (AAA)	.267	88	247	43	66	16	0	2	30	4	2	2	58	26	3	3	3
LOS ANGELES (NL)	.083	14	12	0	1	0	0	0	0	0	0	0	2	4	0	0	0
1998 Memphis (AAA)	.268	132	411	60	110	21	0	8	66	4	3	0	62	37	1	3	7
Minor League Totals	.277	874	3455	514	958	169	33	36	416	37	36	11	468	317	32	28	96
American League Totals	.281	319	563	62	158	27	1	7	78	4	8	7	56	64	2	3	8
National League Totals	.083	14	12	0	1	0	0	0	0	0	0	0	2	4	0	0	0
Major League Totals	.277	333	575	62	159	27	1	7	78	4	8	7	58	68	2	3	8

* - led league

- rehabilitation assignment

⚔ All-Time Mets Coaches ⚔

Acta, Manny	2005-2006	Hoscheit, Vern	1984-1987	Pignatano, Joe	1968-1981
Alicea, Luis	2009	Hough, Charlie	2001-2002	Robinson, Bill	1984-1989
Aguayo, Luis	2008	Howard, Frank	1982-1984,	Robinson, Sheriff	1964-1967,
Alomar, Sandy, Sr.	2005-2009		1994-1996		1972
Apodaca, Bob	1996-1999	Jackson, Al	1999-2000	Robson, Tom	1997-2000,
Baylor, Don	2003-2004	JAUSS, DAVE	2010-		2002
Benedict, Bruce	1997-1999	Johnson, Darrell	1993	Rojas, Cookie	1997-2000
Berra, Yogi	1965-1971	Johnson, Deron	1981	Ruffing, Red	1962
Brantley, Mickey	1999	JOHNSON, HOWARD	2007-	Ruhle, Vern	2003
Burgess, Tom	1977	Kress, Red	1962	SHINES, RAZOR	2009-
Cavaretta, Phil	1975-1978	Landestoy, Rafael	1996	Silverio, Nelson	2004
Chambliss, Chris	2002	La Roche, Dave	1992-1993	Sisler, Dick	1979-1980
Conti, Guy	2005-2008	Lavagetto, Cookie	1962-1963	Sommers, Dennis	1977-1978
Cottier, Chuck	1979-1981	Lopez, Juan	2002-2003	Spahn, Warren	1965
Cubbage, Mike	1990-1996	Manuel, Jerry	2005-2008	Spencer, Tom	1991
Down, Rick	2005-2007	Maxvill, Dal	1978	Staub, Rusty	1982-Player Coach
Dusan, Gene	1983	Mays, Willie	1974-1979	Stearns, John	2000-2001
Edwards, Doc	1990-1991	McCraw, Tom	1992-1996	Stephenson, John	1992-1993
Engle, Dave	2001-2002	McCullough, Clyde	1963	Stottlemire, Mel	1984-1993
Floyd, Bobby	2001, 2004	McMillan, Roy	1973-1976	Swisher, Steve	1994-1996
Foote, Barry	1992-1993	Monbouquette, Bill	1982-1983	Valentine, Bobby	1983-1985
Frey, Jim	1982-1983	Murphy, John	1967	Waits, Rick	2003
Galante, Matt	2002-2004	NIEMANN, RANDY	1997-1999,	Walker, Rube	1968-1981
Gibson, Bob	1981		2001-2002,	Wallace, Dave	1999-2000
Haddix, Harvey	1966-1967		2009-	Walling, Denny	2003-2004
HALE, CHIP	2010-		2009-	WARTHEN, DAN	2008-
Harder, Mel	1964	Nieto, Tom	2008	Westrum, Wes	1964-1965
Harrelson, Bud	1982,	Oberkfell, Ken	2008	White, Ernie	1963
	1985-1990	Parker, Salty	1967	Wilson, Mookie	1997-2002
Heffner, Don	1964-1965	Pavlick, Greg	1985-1986,	Wine, Bobby	1993-1996
Hemus, Solly	1962-1963		1988-1991,	Yost, Ed	1968-1975
Henderson, Rickey	2007		1994-1996		
Herzog, Whitey	1966	Perlozzo, Sam	1987-1989		
Hiller, Chuck	1990	Peterson, Rick	2004-2008		
Hornsby, Rogers	1962	Pettis, Gary	2003-2004		



Height: 5-11 **Weight:** 170
Bats: Right **Throws:** Right

Age: 53
Birthdate: January 16, 1957

Birthplace: Chicago, IL
Resides: Naples, FL

Appointed:
 November 24, 2009

Contract Status:
 Signed through 2010

Personal: Wife, Billie; Sons,
 David Jr. (DJ) (9/5/90), Charley
 (6/24/92) and Will (8/2/96)



- David Patrick (Dave) Jauss finished his first season as the Mets bench coach and his 23rd year in professional baseball.
- Spent the winter of 2009-2010 as the manager for Lacey in the Dominican League.
- Was the bench coach under Baltimore Manager Dave Trembley from 2008-2009.
- Spent 2006-2007 in Los Angeles, serving as the Dodgers bench coach under Grady Little.
- Was in the Boston organization for 10 seasons as a coach, scout and administrator... Served as an advance scout in 1996 before spending three years as the first base coach from 1997-1999... Was the Red Sox minor league field coordinator in 2000-2001 before being named director of player development in 2002... Returned to the role of major league advance scout from 2003-2005 before leaving to join Little's staff in Los Angeles (NL) in 2006.
- Spent the 1995 season as the Orioles minor league field coordinator.
- In 1994, finished his third season as a minor league manager in the Montreal system... Led Harrisburg (AA) of the Eastern League to a first place finish and was named the EL Manager of the Year... Also managed Montreal's Gulf Coast rookie level team in 1988 and West Palm Beach (A) of the Florida State League in 1992... Was 188-151 in the three seasons.
- Was the third base coach at West Palm Beach for three seasons (1989-1991) and acted as Montreal's major league advance scout in 1993.
- Also managed Lacey three times prior to this past winter (1998-1999, 2002) and spent three years (1993-1995) as a coach with Caracas in the Venezuelan Winter League.
- Spent six years as a college head coach before moving into professional ball... Coached at Westfield State College (MA) from 1982-1984 and at Atlantic Christian College (NC) from 1985-1987.
- Also coached for two seasons in the NCAA-sanctioned Cape Cod League with Hyannis (1981-1982).
- After graduating from New Trier East (IL) High School, attended Amherst College (MA), earning a B.A. degree in psychology... At Amherst, he captained the baseball and basketball teams.
- Earned a Master's Degree in sports management from the University of Massachusetts.

MAJOR LEAGUE COACHING CAREER

YEAR	CLUB	LEAGUE
1997-1999	Boston	American
2006-2007	Los Angeles	National
2008-2009	Baltimore	American
2010-	METS	NATIONAL

MANAGERIAL RECORD

YEAR	CLUB	LEAGUE	W-L	PCT.	POSITION
1988	GCL Expos (R)	Gulf Coast	24-39	.381	Sixth
1992	West Palm Beach (A)	Florida State	76-61	.555	First
1994	Harrisburg (AA)	Eastern	88-51	.633	First
Minor League Totals			188-151	.539	



Height: 5-10 **Weight:** 200
Bats: Switch **Throws:** Right

Age: 49
Birthdate: November 29, 1960
Birthplace: Clearwater, FL
Resides: Hope Sound, FL

Appointed:
December 6, 2006
Contract Status:
Signed through 2010

Personal: Wife, Kim;
 Daughters, Shannon Leigh
 (8/16/86), Kayla Mae
 (7/12/91); Son, Glen (7/24/88)



- Howard Michael Johnson completed his third full season as the hitting coach... Appointed to the position on July 12, 2007 after serving as the Mets' first base coach to start the season.
- The Mets finished second in the National League and fifth in the majors with a .270 team batting average in 2009...New York was also second in the NL and sixth in the majors with a .276 batting average with runners in scoring position.
- Was the hitting coach with Norfolk (AAA) of the International League in 2005 and 2006.
- Held the same position with Binghamton (AA) of the Eastern League in 2004 and was the hitting coach for the Florida State League champion St. Lucie (A) Mets in 2003.
- Managed Brooklyn (A) of the New York-Penn League in 2002 and was the Cyclones hitting coach in their championship year of 2001.
- Managed the Mets Instructional League team in Port St. Lucie, FL in the fall of 2002...Worked in the Mets Professional Scouting Department from October, 1997 through 2001.
- Played with the Mets from 1985-1993...Appeared in 88 games and hit 10 home runs for New York's 1986 World Championship team.
- Ranks third in franchise history in home runs (192), stolen bases (202), runs scored (627), extra-base hits (424) and doubles (214)...Ranks fourth in RBI (629) and fifth in games played (1,154).
- In 1987, he became just the second infielder in major league history to register a 30-30 season after hitting 36 home runs and stealing 32 bases...Milwaukee's Tommy Harper accomplished the feat in 1970...Johnson also accomplished the feat in 1989, finishing with 36 home runs and 41 stolen bases and again in 1991, hitting a career-high 38 home runs and swiping 30 bases.
- Named to his first All-Star Game in 1989...Picked as the starting third baseman for the National League after Mike Schmidt, who received the highest number of votes, announced his retirement...Also played in the 1991 All-Star Game.
- Won the National League's home run and RBI titles in 1991 with 38 home runs and 117 RBI...Became the third Mets batter (Dave Kingman, 1992 and Darryl Strawberry, 1988) to lead the league in home runs and the first ever to win the RBI title...In addition, he was the first switch-hitter to lead the NL in RBI and the second switch-hitter (Rip Collins, 1934) ever to lead the NL in home runs.
- Drafted by the Detroit Tigers in 1979 and won a World Series ring with the Tigers in 1984...Acquired by the Mets in exchange for righthanded pitcher Walt Terrell on December 7, 1984.
- Over a 14-year major league career, he posted a .249 batting average with 247 doubles, 22 triples, 228 home runs, 760 RBI and 231 stolen bases in 1,531 career games with the Mets, Tigers, Rockies and Cubs.
- With wife, Kim, has three children: daughters, Shannon and Kayla and son, Glen...Shannon is a figure skating coach in Florida, while Glen, a switch-hitting shortstop, attends Jacksonville University on a baseball scholarship.

MAJOR LEAGUE COACHING CAREER

YEAR	CLUB	LEAGUE
2007-	METS	NATIONAL

MANAGERIAL RECORD

YEAR	CLUB	LEAGUE	W-L	PCT	POSITION
2002	Brooklyn	New York-Penn	38-38	.500	Fourth
Minor League Totals			38-38	.500	

PLAYING CAREER

YEAR CLUB	AVG.	G	AB	R	H	2B	3B	HR	RBI	SH	SF	HBP	BB	SO	SB	CS	E
1979 Lakeland (A)	.235	132	456	49	107	9	6	3	49	3	6	6	69	85	18	8	-
1980 Lakeland (A)	.285	130	474	83	135	*28	1	10	69	*16	2	2	73	75	31	5	13
1981 Birmingham (AA)	.266	138	488	84	130	28	7	22	83	6	7	0	75	93	19	10	26
1982 Evansville (AAA)	.317	98	336	70	116	16	4	23	67	3	6	2	46	62	35	9	-
DETROIT (AL)	.316	54	155	23	49	5	0	4	14	1	0	1	16	30	7	4	7
1983 DETROIT (AL)	.212	27	66	11	14	0	0	3	5	0	0	1	7	10	0	0	7
Evansville (AAA)	.222	3	9	1	2	0	0	0	0	0	0	0	4	2	0	1	2
1984 DETROIT (AL)	.248	116	355	43	88	14	1	12	50	4	2	1	40	67	10	6	14
1985 METS (NL)	.242	126	389	38	94	18	4	11	46	1	4	0	34	78	6	4	18
1986 METS (NL)	.245	88	220	30	54	14	0	10	39	1	0	1	31	64	8	1	20
1987 METS (NL)	.265	157	554	93	147	22	1	36	99	0	3	5	83	113	32	10	26
1988 METS (NL)	.230	148	495	85	114	21	1	24	68	2	8	3	86	104	23	7	18
1989 METS (NL)	.287	153	571	104	164	41	3	36	101	0	6	1	77	126	41	8	24
1990 METS (NL)	.244	154	590	89	144	37	3	23	90	0	9	0	69	100	34	8	28
1991 METS (NL)	.259	156	564	108	146	34	4	38	117	0	15	1	78	120	30	16	31
1992 METS (NL)	.223	100	350	48	78	19	0	7	43	0	3	2	55	79	22	5	4
1993 METS (NL)	.238	72	235	32	56	8	2	7	26	0	2	0	43	43	6	4	11
1994 COLORADO (NL)	.211	93	227	30	48	10	2	10	40	0	3	0	39	73	11	3	2
1995 CHICAGO (NL)	.195	87	169	26	33	4	1	7	22	0	2	1	34	46	1	1	7
Minor League Totals	.278	501	1763	287	490	82	18	58	268	28	21	10	267	317	103	33	-
National League Totals	.247	1334	4364	683	1078	228	21	209	691	4	55	14	629	946	214	67	189
American League Totals	.262	197	576	77	151	19	1	19	69	5	2	3	63	107	17	10	28
Major League Totals	.249	1531	4940	760	1229	247	22	228	760	9	57	17	692	1053	231	77	217

* - led league


- rehabilitation assignment

LEAGUE CHAMPIONSHIP SERIES

YEAR CLUB/OPPONENT	AVG.	G	AB	R	H	2B	3B	HR	RBI	SH	SF	HB	BB	SO	SB	CS	E
1986 METS/HOUSTON	.000	2	2	0	0	0	0	0	0	0	0	0	0	0	0	0	0
1988 METS/LOS ANGELES	.056	6	18	3	1	0	0	0	0	0	0	0	1	6	1	0	1
LCS Totals	.050	8	20	3	1	0	0	0	0	0	0	0	1	6	1	0	1

WORLD SERIES

YEAR CLUB/OPPONENT	AVG.	G	AB	R	H	2B	3B	HR	RBI	SH	SF	HB	BB	SO	SB	CS	E
1984 Detroit/San Diego	.000	1	1	0	0	0	0	0	0	0	0	0	0	0	0	0	0
1986 METS/BOSTON	.000	2	5	0	0	0	0	0	0	0	0	0	0	2	1	0	0
World Series Totals	.000	3	6	0	0	0	0	0	0	0	0	0	0	2	1	0	0



Height: 6-5 **Weight:** 220
Bats: Left **Throws:** Left

Opening Day Age: 54
Birthdate: November 15, 1955
Birthplace: Scotia, CA
Resides: Port St. Lucie, FL

Appointed:
October 23, 2008
Contract Status:
Signed through 2010

Personal: Wife, Maryanne;
 Sons, Danny (5/6/82) and
 Michael (1/19/84); Daughter,
 Alexandra (9/8/86)



- Randy (Randy) Howard Niemann continued his third tour of duty as the New York Mets bullpen coach in 2010...Appointed on October 25, 2008.
- Was the bullpen coach with the Mets from 2000-2002 and from 1997 through June 8, 1999.
- Completed his 23rd season as a member of the New York Mets organization.
- Was the Rehabilitation Coordinator for the Mets in 2004, 2005, 2007 and 2008.
- In 2003 and 2006, he was the pitching coach for Norfolk (AAA) of the International League.
- Began the 2005 year as the organization's Rehabilitation Coordinator...Assumed the added responsibilities of pitching coach for St. Lucie (A) of the Florida State League after the death of his colleague, Rick Mahler.
- From June 7, 1999-2000, he was the pitching coordinator for the Mets' minor league system.
- Served as the pitching coach for St. Lucie from 1996-1997...Also was a coach with St. Lucie in 1992.
- Coached Binghamton (AA) of the Eastern League from 1992-1994.
- In 1990, he was a coach with Pittsfield (A) of the New York-Penn League.
- Coached with Kingsport (R) of the Appalachian League in 1989.
- Began his coaching career with Sarasota (R) of the Gulf Coast League in 1988.
- Last pitched professionally for Norfolk in 1988.
- Was a member of the Mets World Championship team in 1986, going 2-3 for the season with a 3.79 ERA in 31 games, one start.
- Pitched in the majors for parts of eight seasons with the Mets, Houston Astros, Pittsburgh Pirates, Chicago White Sox and Minnesota Twins...Was 3-2 with one save and a 3.76 ERA in 26 games for the Astros in his first year in the majors.

MAJOR LEAGUE COACHING CAREER

YEAR	CLUB	LEAGUE
1997-1999	METS	NATIONAL
2000-2002	METS	NATIONAL
2009-	METS	NATIONAL

PLAYING CAREER

YEAR	CLUB	W-L	ERA	G	GS	CG	SHO	SV	IP	H	R	ER	BB	SO
1975	Oneonta (A)	3-3	2.45	8	8	3	1	0	55.0	53	28	15	20	23
1976	Fort Lauderdale (A)	9-10	2.84	25	25	10	2	1	190.0	173	74	60	73	79
1977	West Haven (AA)	4-4	5.52	12	8	2	0	1	62.0	73	44	38	26	18
	Columbus (A)	0-3	4.76	15	3	0	0	0	34.0	36	22	18	19	15
1978	Columbus (A)	9-5	2.05	29	14	9	1	1	123.0	125	44	28	39	53
1979	Charleston (AAA)	3-2	4.02	8	6	2	0	0	47.0	49	25	21	10	17
	HOUSTON (NL)	3-2	3.76	26	7	3	2	1	67.0	68	32	28	22	24
1980	Tucson (AAA)	4-2	4.82	9	8	3	1	1	52.0	64	36	28	26	26
	HOUSTON (NL)	0-1	5.45	22	1	0	0	1	33.0	40	21	20	12	18
1981	Tucson (AAA)	4-2	4.89	10	10	1	0	0	57.0	68	40	31	38	39
1982	Portland (AAA)	3-2	3.83	8	6	2	0	0	44.2	41	22	19	26	28
	PITTSBURGH (NL)	1-1	5.09	20	0	0	0	1	35.1	34	22	20	17	26
1983	PITTSBURGH (NL)	0-1	9.22	8	1	0	0	0	13.2	20	14	14	7	8
	Hawaii (AAA)	2-3	4.50	16	14	0	0	0	82.0	95	49	41	45	52
1984	Denver (AAA)	10-12	5.86	32	29	9	1	0	*190.1	*235	*136	*124	86	110
	CHICAGO (AL)	0-0	1.69	5	0	0	0	0	5.1	5	1	1	5	5
1985	Tidewater (AAA)	11-5	2.76	30	19	4	1	0	160.0	152	65	49	51	76
	METS	0-0	0.00	4	0	0	0	0	5.0	5	0	0	0	2
1986	Tidewater (AAA)	3-1	3.23	7	7	1	1	0	39.0	38	14	14	18	18
	METS	2-3	3.79	31	1	0	0	0	35.2	44	17	15	12	18
1987	Portland (AAA)	4-7	4.15	32	8	3	0	1	104.0	105	64	48	45	43
	MINNESOTA (AL)	1-0	8.44	6	0	0	0	0	5.1	3	5	5	7	1
1988	Tidewater (AAA)	0-1	10.45	9	1	0	0	0	10.1	9	14	12	5	5
Minor League Totals		69-62	4.27	250	166	49	8	5	1150.1	1316	677	546	527	602
American League Totals		1-0	5.06	11	0	0	0	0	10.2	8	6	6	12	6
National League Totals		6-8	4.62	111	10	3	2	3	189.2	211	106	97	70	96
Major League Totals		7-8	4.64	122	10	3	2	3	200.0	219	112	103	82	102

* - led league

- rehabilitation assignment



Height: 6-1 **Weight:** 210
Bats: Switch **Throws:** Right

Age: 54
Birthdate: July 18, 1956
Birthplace: Durham, NC
Resides: Austin, TX

Appointed:
October 23, 2008

Contract Status:
Signed through 2010

Personal: Wife, LeAnn;
 Daughter, Antionette
 (6/24/87); Son, Devin
 (5/15/89)



- Anthony (Razor) Shines finished his second season on the Mets coaching staff and his first as the first base coach.
- Coached third base for the club during the 2009 season.
- In 2008, he managed the Philadelphia Phillies' Clearwater (A) team of the Florida State League to a 64-76 record.
- From 2000-2007, he worked in the Chicago White Sox organization on both the major and minor league levels.
- In 2007 he was Chicago's third base coach.
- Managed Charlotte (AAA) of the International League in 2006...The team had a 79-62 record and earned a playoff berth.
- Also in 2006, was a member of the All-Star Futures Game (World Team) coaching staff for the second straight year...That same season, led La Guaira of the Venezuelan Winter League.
- In 2004 and 2005, managed Birmingham (AA) of the Southern League, leading the Barons to a combined 155-123 record and a pair of postseason appearances.
- Managed Winston-Salem (A) of the Carolina League in 2002-2003, leading the Warthogs to the league title in 2003.
- Led Peoria to the Arizona Fall League title in 2003.
- Also was the manager of Kannapolis (A) of the South Atlantic League in 2001.
- Was the hitting coach with Tucson (R) of the Arizona League in 2000.
- Made his managerial debut in 1995, leading Charleston (A) of the South Atlantic League to a 77-65 record.
- In 1994, was in Cincinnati's organization, serving as the hitting coach with Indianapolis (AAA) of the International League.
- A former first baseman, played professionally for 16 seasons from 1978-1993, including 68 games with the Montreal Expos from 1983-1987...Hit .185 (15-81) with the Expos
- Batted .267 (1,299-4,865) with 139 home runs and 739 RBI in 1,480 minor league games.
- In a fan vote, he was named one of the most popular players in the history of the Indianapolis Indians.
- Attended Lewisburg Junior College, which held Razor Shines Night on May 6, 2006, and Saint Augustine's College.
- His son, Devin, is an outfielder/first baseman for the Oklahoma State University baseball team.

MAJOR LEAGUE COACHING CAREER

YEAR	CLUB	LEAGUE
2007	Chicago	American
2009-	METS	NATIONAL

MANAGERIAL RECORD


YEAR	CLUB	LEAGUE	W-L	PCT	POSITION
1995	Charleston-WV (A)	South Atlantic League	77-65	.542	Third
2001	Kannapolis (A)	South Atlantic League	76-63	.547	Third
2002	Winston-Salem (A)	Carolina League	50-90	.357	Fourth
2003	Winston-Salem (A)	Carolina League	71-67	.514	Second
2004	Birmingham (AA)	Southern League	73-66	.525	First
2005	Birmingham (AA)	Southern League	82-57	.590	First
2006	Charlotte (AAA)	International League	79-62	.560	First
2008	Clearwater (A)	Florida State League	64-76	.457	Fifth
Totals			572-546	.512	

PLAYING CAREER

YEAR	CLUB	AVG.	G	AB	R	H	2B	3B	HR	RBI	SH	SF	HB	BB	SO	SB	CS
1978	Jamestown (A)	.295	63	224	39	66	12	0	9	39	2	2	4	35	26	1	1
1979	West Palm (A)	.256	122	406	44	104	13	0	4	53	2	6	4	56	58	9	6
1980	West Palm (A)	.247	73	267	27	66	15	1	6	40	1	0	2	26	30	5	5
1981	West Palm (A)	.231	8	26	4	6	0	0	3	6	0	0	0	4	3	0	0
	Memphis (AA)	.220	119	359	50	79	7	4	10	42	1	4	1	46	52	14	12
1982	Memphis (AA)	.280	122	432	67	121	18	2	16	66	3	4	6	65	58	7	2
1983	Memphis (AA)	.286	109	388	72	111	27	2	20	63	2	4	8	55	59	7	5
	Wichita (AAA)	.277	29	112	14	31	6	1	1	11	0	1	0	3	11	1	1
	MONTREAL (NL)	.500	3	2	0	1	0	0	0	0	0	0	0	0	0	0	0
1984	Indianapolis (AAA)	.282	131	443	73	125	26	1	18	80	1	4	4	42	41	2	6
	MONTREAL (NL)	.300	12	20	0	6	1	0	0	2	0	1	0	0	3	0	0
1985	Indianapolis (AAA)	.308	65	240	39	74	15	2	7	45	0	2	2	29	25	2	4
	MONTREAL (NL)	.120	47	50	0	6	0	0	0	3	0	0	0	4	9	0	1
1986	Indianapolis (AAA)	.264	38	125	17	33	2	0	6	23	0	1	4	14	13	1	1
1987	Indianapolis (AAA)	.279	92	305	52	85	18	4	6	51	0	7	4	52	45	1	2
	MONTREAL (NL)	.222	6	9	0	2	0	0	0	0	0	0	1	1	0	1	0
1988	Indianapolis (AAA)	.263	118	358	47	94	14	0	12	55	2	3	6	41	56	8	2
1989	Indianapolis (AAA)	.305	77	226	37	69	16	1	5	33	0	5	1	42	48	3	3
1990	Buffalo (AAA)	.170	42	112	8	19	1	1	2	15	0	2	0	22	19	0	0
1991	Indianapolis (AAA)	.251	136	471	61	118	28	0	7	60	0	8	2	65	82	2	2
1992	Indianapolis (AAA)	.251	71	179	25	45	6	1	2	22	1	2	3	24	26	2	1
1993	Indianapolis (AAA)	.276	65	192	24	53	13	0	5	35	1	3	0	18	27	1	0
	Minor League Totals	.267	1,480	4,865	700	1299	237	20	139	739	16	58	51	639	679	66	53
	Major League Totals	.185	68	81	0	15	1	0	0	5	0	1	1	5	12	1	1

* - led league

- rehabilitation assignment



Height: 6-0 **Weight:** 200
Bats: Switch **Throws:** Left

Opening Day Age: 57
Birthdate: December 1, 1952

Birthplace: Omaha, NE
Resides: Portland, OR

Appointed:
June 17, 2008

Contract Status:
Signed through 2010

Personal: Wife, Andrea;
 Daughter, Britt (8/12/96)



- Daniel Dean (Dan) Warthen was named New York's pitching coach on June 17, 2008.
- The 2010 campaign was his second full season as New York's pitching coach... The Mets pitching staff finished seventh in the major leagues with a 3.70 ERA.
- Returned to the Mets organization in 2008 and began the year as the pitching coach for New Orleans (AAA) of the Pacific Coast League.
- From 2006-2007, he was the bullpen coach for the Los Angeles Dodgers.
- Was a coach in the Mets minor league system from 2003-2005...In 2004 and 2005, he served as the pitching coach for Norfolk (AAA) of the International League...In 2003, he was the pitching coach for the Florida State League Champion St. Lucie (A) Mets.
- In addition to the Mets and Dodgers, was a coach with three other major league teams...Was the pitching coach for Detroit from 1999-2002 and for the Padres in 1996 and 1997...For Seattle, served as the bullpen coach in 1991 and the pitching coach in 1992.
- Became the Padres minor league pitching instructor in 1993...Joined Las Vegas (AAA) of the Pacific Coast League in 1994, and returned to his roving duties in 1995 before moving to the major league club.
- Returned to professional baseball as the Phillies roving minor league pitching instructor in 1984...Continued in that role through the 1986 season, then served as a pitching coach in Seattle's minor league system from 1987-1990.
- Was in private business in 1983.
- Was a player/coach in the Pirates organization in 1981 and 1982.
- Pitched in the major leagues from 1975-1978 with the Montreal Expos, Philadelphia Phillies and Houston Astros...Combined to go 12-21 with a 4.31 ERA in 83 games, 41 starts...Made his major league debut as a 22-year-old on May 18, 1975 with the Expos, pitching a scoreless inning against Cincinnati.
- Picked up his first major league victory on May 31, 1975 vs. San Francisco...Collected his first win as a starting pitcher on July 31, 1975, holding the Phillies to two runs over 6.0 innings in a 7-4 triumph.
- Was selected in the second round of the 1971 amateur draft by the Montreal Expos.

MAJOR LEAGUE COACHING CAREER


YEAR	CLUB	LEAGUE
1991-1992	Seattle	American
1996-1997	San Diego	National
1999-2002	Detroit	American
2006-2007	Los Angeles	National
2008-	METS	NATIONAL

PLAYING CAREER

YEAR	CLUB	W-L	ERA	G	GS	CG	SHO	SV	IP	H	R	ER	HR	HB	BB	SO	WP	BK
1971	Watertown (A)	9-3	3.96	14	14	*10	0	0	109.0	*109	64	48	9	5	49	101	2	1
1972	Quebec (AA)	3-4	4.11	10	7	3	0	0	46.0	40	24	21	3	1	20	38	2	1
1973	Quebec (AA)	8-6	3.57	36	17	2	1	2	141.0	106	71	56	8	0	107	102	10	0
1974	Quebec (AA)	5-6	3.07	14	14	6	0	0	91.0	81	40	31	5	0	57	56	7	1
	Memphis (AAA)	6-2	3.24	14	13	1	0	0	86.0	79	39	31	8	2	41	70	2	0
1975	MONTREAL (NL)	8-6	3.11	40	18	2	0	3	168.0	130	62	58	8	1	87	128	5	3
	Memphis (AAA)	2-5	2.33	8	8	2	0	0	54.0	32	16	14	4	2	30	48	0	0
1976	MONTREAL (NL)	2-10	5.30	23	16	2	0	0	90.0	76	59	53	8	2	66	67	2	0
	Denver (AAA)	4-0	3.18	8	4	2	1	0	34.0	22	17	12	0	1	20	34	0	1
1977	MONTREAL (NL)	2-3	7.97	12	6	1	0	0	35.0	33	34	31	7	0	38	26	2	1
	PHILADELPHIA (NL)	0-1	6.75	3	0	0	0	0	4.0	4	3	3	0	0	5	1	1	0
1978	HOUSTON (NL)	0-1	4.09	5	1	0	0	0	11.0	10	5	5	3	0	2	2	0	2
	Oklahoma City (AAA)	13-8	4.09	27	27	12	1	0	196.0	181	116	89	21	3	110	144	7	2
1979	Portland (AAA)	10-9	3.56	49	11	1	0	3	154.0	139	69	61	11	4	80	92	7	0
1980	Portland (AAA)	3-1	3.32	22	3	0	0	1	57.0	48	32	21	6	2	36	30	3	1
1981	Buffalo (AA)	0-1	11.45	10	0	0	0	0	11.0	11	16	14	0	2	16	12	3	0
1982	Alexandria (A)	0-0	0.75	17	0	0	0	0	24.0	18	5	2	0	1	8	20	2	0
Minor League Totals		63-45	3.59	229	118	29	3	6	1003.0	757	509	400	75	23	574	747	45	7
Major League Totals		12-21	4.38	83	41	5	0	3	308.0	253	163	150	26	3	198	224	10	6

* - led league

- rehabilitation assignment



Height: 5-10 **Weight:** 180
Bats: Right **Throws:** Right

Age: 32
Birthdate: June 3, 1978
Birthplace: Stamford, CT
Resides: Stamford, CT


Personal: Single

- David (Dave) Racaniello finished his 10th season as the Mets bullpen catcher.
- Graduated from West Hill High School in Stamford, CT where he played baseball for coach Frank Donatucci.
- Played baseball for two years at Norwalk Community College...His team won the Junior College World Championship.
- Attended Central Connecticut College for one year.



PLAYERS

2010 NEW YORK *Mets* YEAR IN REVIEW



Height: 6-4 **Weight:** 212
Bats: Switch **Throws:** Right

Age: 29
Birthdate: May 1, 1981

Birthplace: Colon, Panama
Resides: Colon, Panama

Major League Service:
2 Years, 112 Days

Signed By:
Karl Heron (New York-AL)

How Obtained:
Claimed off waivers from the Atlanta Braves on March 30, 2010

Contract Status:
Signed through 2010

Personal: Wife, Eida; Sons, Axel (3/16/10) and Aaliyah (10/23/05) and Daughter, Elida (10/10/03)



CAREER HIGHLIGHTS

2010

- Was claimed off waivers from the Atlanta Braves on March 30th.
- Had two stints with the Mets...Began the year with Buffalo (AAA) of the International League and was recalled on April 21st...Was optioned to Buffalo on May 22nd and recalled for a second and final time on July 23rd.
- Earned his first win with the Mets on April 24th vs. Atlanta with 1.2 scoreless innings.
- Equaled his career-high with three wins...Also posted victories on August 3rd at Atlanta and September 26th at Philadelphia...Also had three wins in 2008.
- Constructed a 3-0 record with a 1.38 ERA (four earned runs/26.0 innings) against NL East opponents...Did not allow a run against the Phillies, Marlins or Nationals.
- Held lefthanded batters to a .163 (7-43) mark.
- Surrendered a walk-off home run to Cincinnati's Laynce Nix on May 3 in a 3-2, 11-inning loss.
- Notched his first save since May 20, 2008, with Atlanta vs. the Mets, on August 18th at Houston with a scoreless ninth in a 3-2 win.
- Did not surrender a run in 18 of his first 21 outings and had 23 strikeouts in his first 20.2 innings of work.
- Had a 8.1 scoreless innings streak from May 11th-July 27th.
- Allowed two grand slams: Melvin Mora on August 11th vs. Colorado and Derrek Lee on September 19th vs. Atlanta.
- Was five for eight in save opportunities with Buffalo...Retired 22 of 28 first batters faced with the Bisons.

2009

- Split his season between Atlanta and Gwinnett (AAA) of the International League...Appeared in 36 games in relief for the Braves, compiling a 4.34 ERA (18 earned runs/37.1 innings).
- Retired 26 of 36 first batters he faced with the Braves...Allowed only two of his first 14 inherited runners to score prior to allowing two to score on September 18th vs. Philadelphia.
- Recalled from Gwinnett for the first time on May 22nd...Was optioned to Gwinnet on August 27th and recalled again on September 6th.
- Picked up his first win of the season on July 16th vs. the Mets...The victory was his first since May 26, 2008 vs. Arizona.
- Pitched a season-high 2.0 innings on June 8th vs. Pittsburgh with scoreless 11th and 12th innings.

2008

- Again split the season between Atlanta and Richmond (AAA) of the International League.
- Earned his first major league save on April 19th vs. the Dodgers...Finished second among NL rookies with three saves.
- Had 10 scoreless outings (11.0 innings) to start the season before a loss on April 30th at Washington.
- Finished the year with eight scoreless outings, a span of 12.2 innings pitched from July 1st-September 27th.

Mets Manny's Bests Mets

WIN STREAK

3 games
5/8/08-5/26/08

LOSS STREAK

4 games
5/31/08-6/12/08

STRIKEOUTS GAME

4 strikeouts
three times, last, 7/30/10 vs. Arizona

LONGEST OUTING

3.0 innings
two times, last, 10/3/10 vs. Washington

MOST WALKS, GAME

5 walks
4/30/08, Atlanta at Washington

SCORELESS STREAK

16.0 innings
7/1/08-5/27/09

LAST COMPLETE GAME

None

LAST COMPLETE GAME SHUTOUT

None

FEWEST HITS, COMPLETE GAME

None

2007

- Played most of the season for Richmond (AAA) before being recalled by Atlanta on August 10th.
- Made his big league debut on August 12th at Philadelphia and retired the side on just seven pitches...Struck out the first batter he faced (Aaron Rowand).
- Picked up his first major league win on September 23rd with a scoreless inning of relief vs. Milwaukee.
- Named Richmond's Pitcher of the Year...Tied for fourth in the system with 12 saves and nine wins.
- Led Richmond in wins and saves and did not allow a home run...Selected to the Triple-A All-Star Game.

2006

- Led all Braves minor leaguers with 51 appearances and finished second in the organization with a combined 21 saves between Mississippi (AA) of the Southern League and Richmond (AAA) of the International League.
- Was 0-1 with a 5.06 ERA for Panama in the World Baseball Classic in March.

2005

- Ranked sixth among Braves minor leaguers with seven saves while pitching at Danville (R) of the Appalachian League and Myrtle Beach (A) of the Carolina League.

2003

- Went 2-0 with 10 strikeouts and a save, his first since 1998, with Myrtle Beach (A) of the Carolina League in August after signing with the Braves on July 29th...Was released on July 24th by the Yankees.

1998

- Made his professional debut with the Yankees' Dominican Summer League team.

BACKGROUND

- Manuel Alcides (Manny) Molina Acosta resides in Colon, Panama.
- His brother Alberto was signed as a free agent by the Yankees in 1997 and is currently pitching for the Panama National Team.

CAREER TRANSACTIONS

- Signed by the New York Yankees as a non-drafted free agent on January 6, 1998.
- Signed by the Atlanta Braves as a minor league free agent on July 29, 2003.
- On the 15-Day Disabled List, July 7-August 23, 2008, with a strained left hamstring.
- Claimed off waivers by the New York Mets on March 30, 2010.

YEAR	TEAM	W-L	ERA	G	GS	CG	SHO	SV	IP	H	R	ER	HR	HB	BB	SO	WP	BK
1998	DSL Yankees (R)	0-1	16.43	9	0	0	0	1	7.2	20	15	14	3	0	10	5	0	0
1999	DSL Yankees (R)	4-2	3.16	8	4	0	0	0	31.1	27	13	11	1	1	18	38	2	0
2000	GCL Yankees (R)	4-2	3.47	12	10	0	0	0	62.1	64	28	24	3	0	21	46	1	0
2001	Tampa (A)	0-1	7.71	2	2	0	0	0	7.0	7	7	6	1	0	6	8	4	0
	Greensboro (A)	5-2	1.51	10	10	1	1	0	65.2	37	14	11	2	2	37	67	7	2
2002	Staten Island (A)	2-1	4.11	3	3	0	0	0	15.1	20	9	7	0	0	8	12	4	0
	Greensboro (A)	2-5	6.40	13	10	0	0	0	52.0	65	47	37	4	1	44	35	5	0
2003	Battle Creek (A)	0-8	6.64	15	11	0	0	0	61.0	80	58	45	3	3	29	45	4	0
	Myrtle Beach (A)	2-0	6.39	8	0	0	0	1	12.2	19	14	9	1	0	11	10	1	0
2004	Myrtle Beach (A)	4-0	4.24	11	0	0	0	0	23.1	20	12	11	1	1	11	21	3	0
	GCL Braves (R)	0-0	3.38	2	0	0	0	0	2.2	5	2	1	0	0	2	2	1	0
2005	Danville (R)	0-0	3.00	3	2	0	0	0	6.0	3	2	2	0	0	1	8	2	0
	Myrtle Beach (A)	2-2	4.43	18	0	0	0	7	22.1	22	12	11	1	2	9	18	3	0
2006	Mississippi (AA)	0-0	2.35	13	0	0	0	4	15.1	7	4	4	1	1	15	13	0	0
	Richmond (AAA)	1-6	3.63	38	0	0	0	17	44.2	38	19	18	4	5	32	44	0	0
2007	Richmond (AAA)	9-3	2.26	40	0	0	0	12	59.2	46	18	15	0	0	35	56	1	3
	ATLANTA (NL)	1-1	2.28	21	0	0	0	0	23.2	13	6	6	2	0	14	22	1	0
2008	Richmond (AAA)	0-0	0.00	4	3	0	0	0	3.2	4	0	0	0	0	2	4	0	0
	ATLANTA (AAA)	3-5	3.57	46	0	0	0	3	53.0	48	25	21	7	1	26	31	5	0
2009	Gwinnett (AAA)	1-3	2.63	18	0	0	0	2	27.1	21	8	8	4	0	13	25	2	0
	ATLANTA (AAA)	1-1	4.34	36	0	0	0	0	37.1	45	19	18	4	2	19	32	3	0
2010	Buffalo (AAA)	2-3	3.47	28	0	0	0	5	36.1	28	14	14	4	1	15	36	2	0
	METS	3-2	2.95	41	0	0	0	1	39.2	30	13	13	4	0	18	42	3	0
Minor League Totals		38-39	4.01	255	55	1	1	49	556.1	533	296	248	33	17	319	493	42	5
Major League Totals		8-9	3.40	144	0	0	0	4	153.2	136	63	58	17	3	77	127	12	0

* - led league

- rehabilitation assignment

WORLD BASEBALL CLASSIC


YEAR	TEAM	W-L	ERA	G	GS	CG	SHO	SV	IP	H	R	ER	HR	HB	BB	SO	WP	BK
2006	Panama	0-1	5.06	2	0	0	0	0	5.1	4	3	3	1	1	2	3	0	0
WBC Totals		0-1	5.06	2	0	0	0	0	5.1	4	3	3	1	1	2	3	0	0

MAJOR LEAGUE HITTING TOTALS

YEAR	TEAM	AVG	G	AB	R	H	2B	3B	HR	RBI	SH	SF	HBP	BB	SO	SB	CS	SLG	OBP	E
2010	METS	.---	41	0	0	0	0	0	0	0	0	0	0	0	0	0	0	---	---	0
Career Totals		.000	144	6	0	0	0	0	0	0	0	0	0	1	4	0	0	.000	.143	3

CAREER FIELDING

POS	G	PO	A	E	PCT	TC	DP
P	144	13	32	3	.938	48	6



JOAQUIN ARIAS

Infielder
12

Height: 6-1 **Weight:** 170
Bats: Right **Throws:** Right

Age: 26
Birthdate: September 21, 1984
Birthplace: Santo Domingo, DR
Resides: Santo Domingo, DR
Major League Service:
2 Years, 81 Days

Signed By:
Victor Mata, Carlos Rios and
Freddy Tiburcio (New York-AL)

How Obtained:
Acquired from the Texas
Rangers in exchange for
outfielder Jeff Francoeur on
August 31, 2010

Contract Status:
Signed through 2010

Personal: Wife, Yinety;
Daughter, Arianny (7/13/03);
Sons, Joaquin, Jr. (8/4/06) &
Albat (7/30/08)



CAREER HIGHLIGHTS

2010

- Was acquired from the Texas Rangers in exchange for outfielder Jeff Francoeur on August 31st.
- Was Designated for Assignment by the Rangers on August 24th.
- Made five starts for the Mets, four at second base and one at shortstop, September 2nd at Atlanta...Went 1-3 with an RBI.
- His first appearance for New York came on September 1st when he played leftfield, his first game in the major leagues in the outfield.
- Was on the Disabled List twice during the year with a lower back strain, April 30th-May 16th and July 31st-August 16th.
- Made 16 starts at second base, five at first base and one at shortstop for Texas.
- With the Rangers, he had four games with two hits and two games with three hits.
- Put together two straight three-hit games against Seattle, April 10th-April 11th...Hit .600 (6-10).
- Knocked in a career-high four runs vs. Cleveland on July 6th.
- Compiled a .320 (8-25) batting average vs. lefthanded pitching.
- Hit .321 (17-53) in 17 April games.
- Played in eight Major League Rehabilitation games with Frisco (AA) of the Texas League.

2009

- Appeared in three games over two stints with the Rangers...Was recalled on May 9th but returned to Oklahoma City (AAA) of the Pacific Coast League on May 12th without appearing in a game.
- Joined the Rangers for a second time on July 29th and saw action in three games: defensively at third base on July 29th vs. Detroit and consecutive starts at second base on August 3rd and August 4th at Oakland.
- Optioned to Oklahoma City on August 5th.
- Led Oklahoma City in at-bats (504) and hits (134), tied for second in runs (63), placed third in total bases (169) and steals (24), played in the fourth most games (118) and ranked fifth in RBI (52).
- Batted leadoff 31 times and hit in the second spot on 72 occasions.
- Played in the Dominican Winter League with Escogido, batting .296 (29-98) with 14 runs, 11 RBI and six stolen bases over 27 regular season games...Hit .224 (24-107) with one home run and 11 RBI in 24 playoff contests.

2008

- Appeared in 104 games with Oklahoma City (AAA) of the Pacific League before earning a late season call-up with Texas.
- Was recalled on August 18th when Ian Kinsler went on the Disabled List and saw his first major league action since 2006.
- Hit safely in 19 of 26 starts with 10 multi-hit efforts.
- Made 20 starts from the lead-off spot.
- All 26 starts came at second base, where he posted a .983 (two errors/117 total chances) fielding percentage, while turning 19 double plays.

Mets Joaquin's Bests Mets

HITS, GAME

3 hits
four times, last, 4/11/10, Texas vs Seattle

HOME RUNS, GAME

None

MULTI-HOME RUN GAMES

None

LEADOFF HOME RUNS

None

INSIDE-THE-PARK HOME RUNS

None

WALK-OFF HOME RUNS

None

PINCH-HIT HOME RUNS

None

RBI, GAME

4 RBI
7/6/10, Texas vs. Cleveland

STOLEN BASES, GAME

1 stolen base
five times, last, 4/12/10, Texas at Cleveland

HITTING STREAK

6 games
9/11/08-9/19/08

GRAND SLAMS

None

2007

- Spent the entire year on the Disabled List, appearing in just five rehabilitation assignment games due to a pair of injuries.
- Placed on the 15-Day Disabled List on March 29th with right shoulder inflammation and an infected right thumb...Was transferred to the 60-Day DL on May 17th.
- Had rehab assignments with Arizona (R) of the Arizona League, June 22nd and June 23rd and with Oklahoma City (AAA) of the Pacific Coast League from June 25th-June 29th, but played his last game on June 29th at Iowa as a DH...All games in the field came as a shortstop.

2006

- Spent his first full season at the Triple-A level and made his major league debut as a September call-up.
- Hit .545 (6-11) with a double and RBI in six games (three starts) for Texas.
- Was recalled from Oklahoma City (AAA) of the Pacific Coast League on September 5th.
- Made his major league debut on September 13th at Detroit, drawing a walk off Jamie Walker as a pinch-hitter.
- Singled off Dustin Moseley on September 16th vs. Los Angeles (AL) for his first major league hit.
- His first big league start came at shortstop on September 25th at Los Angeles (AL)...Went 2-3 with two runs scored in that contest.
- Selected to the World Team for the Futures Game played on July 9th at PNC Park in Pittsburgh...Did not play due to a sprained ankle.

2005

- Made his Double-A debut, spending the entire season at Frisco (AA) of the Texas League.
- Ranked second among all full-season Texas minor leaguers with a .315 batting average.
- Led the organization with 157 hits...Paced Frisco in batting average, hits, triples and at-bats...Named the Rangers Minor League Player of the Month for July.
- Added to the Rangers' 40-man roster on November 18th.

2004

- Acquired on March 23rd as the player-to-be-named later in the February 16th trade with the New York Yankees.

2003

- Spent the entire season with Battle Creek (A) of the Midwest League, leading the squad in triples, while also ranking among club leaders in games (second), hits (tied for second), runs (fourth) and RBI (fourth).
- Led league's shortstops in total chances (632), assists (415) and double plays (78).

2002

- Made his professional debut with the GCL Yankees (R) of the Gulf Coast League after signing with New York (AL) as a non-drafted free agent the previous summer.

BACKGROUND

- Joaquin Arias has an older brother, Alberto, who played for the Houston Astros.

CAREER TRANSACTIONS


- Signed by New York (AL) as a non-drafted free agent on July 12, 2001.
- Acquired by the Texas Rangers on March 23, 2004 as the player-to-be-named later in the February 16, 2004 deal that sent infielder Alfonso Soriano and a player-to-be-named later to New York (AL) in exchange for shortstop Alex Rodriguez.
- On the 15-Day Disabled List, March 29-May 17, 2007, with right shoulder inflammation and an infected right thumb... Transferred to the 60-Day Disabled List, May 17-October 15, 2007.
- On the 15-Day Disabled List, April 30-May 16, 2010, with a lower back strain.
- On the 15-Day Disabled List, July 31-August 16, 2010, with a lower back strain.
- Acquired by the New York Mets on August 31, 2010, in exchange for outfielder Jeff Francoeur.

YEAR	TEAM	AVG	G	AB	R	H	2B	3B	HR	RBI	SH	SF	HBP	BB	SO	SB	CS	SLG	OBP	E
2002	GC Yankees (R)	.300	57	203	29	61	7	6	0	21	2	1	0	12	16	2	4	.394	.338	10
2003	Battle Creek (A)	.266	130	481	60	128	12	8	3	48	7	3	3	26	44	12	5	.343	.306	34
2004	Stockton (A)	.300	123	500	77	150	20	8	4	62	2	5	5	31	53	30	14	.396	.344	40
2005	Frisco (AA)	.315	120	499	65	157	23	8	5	56	3	6	1	17	46	20	10	.423	.335	29
2006	Oklahoma (AAA)	.268	124	493	56	132	14	10	4	49	2	7	4	19	64	26	10	.361	.296	24
	TEXAS (AL)	.545	6	11	4	6	1	0	0	1	0	0	0	1	0	0	1	.636	.583	0
2007	AZ Rangers (R)#	.286	2	7	1	2	1	0	0	1	0	1	0	0	2	0	0	.429	.250	1
	Oklahoma (AAA)#	.182	3	11	3	2	0	0	0	1	0	0	0	2	0	0	0	.182	.182	0
2008	Oklahoma (AAA)	.296	104	432	59	128	15	9	7	49	4	2	3	19	53	23	5	.421	.329	23
	TEXAS (AL)	.291	32	110	15	32	7	3	0	9	1	2	2	7	12	4	1	.409	.345	2
2009	Oklahoma City (AAA)	.266	118	504	63	134	14	3	5	52	5	5	3	20	47	24	3	.335	.295	11
	TEXAS (AL)	.000	3	8	0	0	0	0	0	0	1	0	0	0	3	0	0	.000	.000	0
2010	TEXAS (AL)	.276	50	98	18	27	5	1	0	9	1	0	0	2	17	1	0	.347	.290	2
	Frisco (AA)#	.194	8	31	4	6	0	0	0	1	0	1	0	3	7	0	0	.194	.257	0
	METS	.200	22	30	5	6	1	0	0	4	1	0	0	2	6	0	0	.233	.250	2
Minor League Totals		.285	789	3161	417	900	106	52	28	340	25	31	19	147	334	138	51	.378	.317	127
American League Totals		.286	91	227	37	65	13	4	0	19	3	2	2	10	32	5	2	.379	.320	4
National League Totals		.200	22	30	5	6	1	0	0	4	1	0	0	2	6	0	0	.233	.250	2
Major League Totals		.276	113	257	42	71	14	4	0	23	4	0	2	12	38	5	2	.362	.314	6

* - led league
- rehabilitation assignment

CAREER FIELDING

POS	G	PO	A	E	PCT	TC	DP
1B	5	34	2	1	.973	37	4
2B	70	98	129	4	.983	231	38
3B	2	1	4	0	1.000	5	0
SS	10	12	15	1	.964	28	4
OF	1	0	0	0	---	0	0



JASON BAY

Outfielder
44

Height: 6-2 **Weight:** 205
Bats: Right **Throws:** Right

Age: 32
Birthdate: September 20, 1978
Birthplace: Trail, B.C., Canada
Resides: Kirkland, WA

Major League Service:
7 Years, 80 Days

Signed By:
Scott Goldby (Montreal)

How Obtained:
Signed as a free agent on
January 5, 2010

Contract Status:
Signed through 2013

Personal: Wife, Kristen;
Daughters, Addison (10/19/06)
and Evelyn Jane (9/16/08)



CAREER HONORS: Is a two-time National League All-Star (2005, 2006) and was a first time American League All-Star in 2009...Won NL Player of the Month for May, 2006 and has been named NL Player of the week four times (May 15-May 21, 2006; May 22-May 28, 2006; co-player of the week, May 15-May 21, 2005; August 8-August 14, 2005)...Named the 2004 National League Rookie of the Year...Also won the same award from *The Sporting News*...Named Rookie of the Month in September and July, 2004...Earned AL Louisville Silver Slugger honors in 2009...His 191 career home runs are fourth among Canadian-born players (Larry Walker, 383; Matt Stairs, 259; Jeff Heath, 194)...Is one of 10 Canadian-born players with at least 1,000 career hits (Larry Walker, George Wood, Jeff Heath, James O'Neil, Terry Puhl, Matt Stairs, Jack Graney, Bill Phillips and Frank O'Rourke)...Is one of 13 Canadian-born players with at least 1,000 games played.

CAREER HIGHLIGHTS

2010

- Placed on the 15- Day Disabled List on July 30th, retroactive to July 26th, as a precautionary measure due to a concussion that he suffered on July 23rd when he crashed into the outfield wall at Dodger Stadium in Los Angeles following a catch...Did not appear in a game for the rest of the season.
- Tied his career-high with four hits twice: May 22nd vs. New York (AL) and June 13th at Baltimore.
- Hit in 16 consecutive home games from April 23rd-May 25th.
- Had a season high 11-game hitting streak from May 7th-May 17th... During this span he batted .372 (16-43) with six runs, three doubles, one triple, seven RBI and three stolen bases.
- In the first two innings he batted .386 (32-83), but went 58-265 (.219) in all other innings.
- Was 2-4 with a triple and a run scored in his Mets debut on April 5th vs. Florida.
- Had a hit in each of his first four games with the Mets, batting .333 (5-15).
- Collected his first outfield assist of the season on April 21st vs. the Cubs when he threw out Geovany Soto at second base in the fourth inning.
- Snapped a career-long drought of 108 at-bats without a home run when he went deep off of the Dodgers' Hiroki Kuroda on April 27th (Game One).
- Recorded his 14th career multi-home run game, May 23rd vs. the Yankees (both off CC Sabathia)...It was his first multi-home run game since April 11, 2009 with Boston at Los Angeles (AL).
- Had a season-high four RBI on July 4th at Washington.
- On July 6th snapped his streak of 263 consecutive games without an error...His previous error came on August 17, 2008.

Jason's Bests

HITS, GAME

4 hits
11 times, last, 6/13/10 at Baltimore

HOME RUNS, GAME

2 home runs
15 times, last, 6/28/10 at Florida

MULTI-HOME RUN GAMES

15 multiple home run games
15, two home run games

LEADOFF HOME RUNS

None

INSIDE-THE-PARK HOME RUNS

None

WALK-OFF HOME RUNS

1 walk-off home run
6/28/08, Boston vs. Tampa Bay
(Jason Hammel)

PINCH-HIT HOME RUNS

1 pinch-hit home run
5/15/08, Pittsburgh at St. Louis
(Jason Istringhausen)

RBI, GAME

8 RBI
two times, last, 7/2/04, Pittsburgh vs.
Milwaukee (Game Two)

STOLEN BASES, GAME

2 stolen bases
six times, last, 7/7/09, Boston vs. Oakland

HITTING STREAK

14 games
9/8/05-09/21/05

GRAND SLAMS

2 grand slams
last, 5/18/06, Pittsburgh vs. Cincinnati
(Dave Williams)

BACKGROUND

- Jason Raymond Bay graduated from J. Lloyd Secondary in Trail, British Columbia, Canada in 1996.
- Played two years of collegiate baseball at Gonzaga University (1999-2000)...Hit .360 with 20 home runs and 74 RBI as a junior...Won the West Coast Conference batting title as a senior with a .388 mark...Left Gonzaga ranked second on the school's all-time home run list with 35.
- Also played two years at North Idaho College.
- Elected to the North Idaho College Hall of Fame on May 2, 1990.
- Was a member of the 1996 Canadian Junior Olympic team.
- Played in the 1990 Little League World Series for Trail, British Columbia, Canada, which upset Monterrey, Mexico in the first round but lost to Team Taiwan the next day...He went 2-5 with three runs scored, two walks and one RBI.
- His younger sister, Lauren, was a pitcher on the 2004 Canadian Olympic Softball team in Athens.
- Was the 2004, 2005 and 2009 winner of the Tip O'Neill Award, given annually by the Canadian Baseball Hall of Fame to the native player judged to have excelled in individual achievement and team contribution, while adhering to the highest ideals of the game of baseball.
- Started the Ronald McDonald "Jason Bay Family Fund" in 2004.

CAREER TRANSACTIONS

- Selected by the Montreal Expos in the 22nd round of the 2000 First-Year Player Draft.
- Acquired by the New York Mets, along with minor league righthanded pitcher Jim Serrano, in exchange for outfielder Lou Collier on March 27, 2002.
- On the 15-Day Disabled List, May 26-July 8, 2003, with a fractured right wrist.
- Acquired by the San Diego Padres, along with lefthanded pitcher Bobby M. Jones and minor league righthanded pitcher Josh Reynolds, in exchange for righthanded pitchers Steve Reed and righthanded pitcher Jason Middlebrook on July 31, 2002.
- Acquired by the Pittsburgh Pirates, along with lefthanded pitcher Oliver Perez and a player-to-be-named later, for outfielder Brian Giles on August 26, 2003.
- On the 15-Day Disabled List, April 1-May 7, 2004, recovering from right shoulder surgery.
- Acquired by the Boston Red Sox in a three-team trade that sent outfielder Manny Ramirez to the Los Angeles Dodgers and righthanded pitchers Craig Hansen and outfielder Brandon Moss to the Pittsburgh Pirates on July 31, 2008.
- Signed by the New York Mets as a free agent on January 5, 2010.
- Placed on the 15-Day Disabled List, July 30, 2010-end of season, with a mild concussion.

YEAR TEAM	AVG	G	AB	R	H	2B	3B	HR	RBI	SH	SF	HBP	BB	SO	SB	CS	SLG	OBP	E
2000 Vermont (A)	.304	35	135	17	41	5	0	2	12	0	1	1	11	25	17	4	.385	.358	0
2001 Jupiter (A)	.195	38	123	12	24	4	1	1	10	1	1	2	18	26	10	3	.268	.306	3
Clinton (A)	.362	87	318	67	115	20	4	13	61	1	2	4	48	62	15	2	.572	.449	3
2002 St. Lucie (A)	.272	69	261	48	71	12	2	9	54	2	3	5	34	54	22	2	.437	.363	6
Binghamton (AA)	.290	34	107	17	31	4	2	4	19	0	3	3	15	23	13	3	.477	.383	1
Mobile (AA)	.309	23	81	16	25	5	2	4	12	0	0	1	13	22	4	2	.568	.411	0
2003 SAN DIEGO (NL)	.250	3	8	2	2	1	0	1	2	0	0	1	1	1	0	0	.750	.400	0
Portland (AAA)	.303	91	307	64	93	11	1	20	59	0	6	5	55	71	23	4	.541	.410	1
PITTSBURGH (NL)	.291	27	79	13	23	6	1	3	12	0	0	0	18	28	3	1	.506	.423	1
2004 Nashville (AAA)	.400	4	10	3	4	2	0	1	3	0	0	0	3	5	0	0	.900	.538	0
PITTSBURGH (NL)	.282	120	411	61	116	24	4	26	82	5	5	10	41	129	4	6	.550	.358	2
2005 PITTSBURGH (NL)	.306	162	599	110	183	44	6	32	101	0	7	6	95	142	21	1	.559	.402	4
2006 PITTSBURGH (NL)	.286	159	570	101	163	29	3	35	109	0	9	8	102	156	11	2	.532	.396	3
2007 PITTSBURGH (NL)	.247	145	538	78	133	25	2	21	84	0	8	9	59	141	4	1	.418	.327	8
2008 PITTSBURGH (NL)	.282	106	393	72	111	23	2	22	64	0	5	2	59	86	7	0	.519	.375	3
BOSTON (AL)	.293	49	184	39	54	12	2	9	37	0	3	2	22	51	3	0	.527	.370	1
2009 BOSTON (AL)	.267	151	531	103	142	29	3	36	119	0	4	9	94	162	13	3	.537	.384	0
2010 METS	.259	95	348	48	90	20	6	6	47	0	4	5	44	91	10	0	.402	.347	1
Minor League Totals	.301	381	1342	244	404	63	12	54	230	4	16	21	197	288	104	20	.487	.395	15
National League Totals	.279	817	2946	485	821	172	24	146	501	5	38	41	419	774	60	11	.502	.372	22
American League Totals	.274	200	715	142	196	41	5	45	156	0	7	11	116	213	16	3	.534	.380	1
Major League Totals	.278	1017	3661	627	1017	213	29	191	657	5	45	52	535	987	76	14	.508	.374	23

* - led league

- rehabilitation assignment

DIVISION SERIES

YEAR TEAM	AVG	G	AB	R	H	2B	3B	HR	RBI	SH	SF	HBP	BB	SO	SB	CS	SLG	OBP	E
2008 Boston/Los Angeles (AL)	.412	4	17	3	7	2	0	2	5	0	0	0	2	4	0	0	.882	.474	0
2009 Boston/Los Angeles (AL)	.125	3	8	0	1	0	0	0	0	0	0	0	3	3	0	0	.125	.364	0
Division Series Totals	.320	7	25	3	8	2	0	2	5	0	0	0	5	7	0	0	.640	.433	0

LEAGUE CHAMPIONSHIP SERIES

YEAR TEAM	AVG	G	AB	R	H	2B	3B	HR	RBI	SH	SF	HBP	BB	SO	SB	CS	SLG	OBP	E
2008 Boston/Tampa Bay	.292	7	24	3	7	1	0	1	4	0	0	0	7	8	0	0	.458	.469	0
LCS TOTALS	.292	7	24	3	7	1	0	1	4	0	0	0	7	8	0	0	.458	.469	0

ALL-STAR GAMES

YEAR LEAGUE/SITE	AVG	G	AB	R	H	2B	3B	HR	RBI	SH	SF	HBP	BB	SO	SB	CS	SLG	OBP	E
2005 NL/Detroit	Selected - Did Not Play																		
2006 NL/Pittsburgh	.333	1	3	0	1	0	0	0	0	0	0	0	0	2	0	0	.333	.333	0
2009 AL/St. Louis	.500	1	2	0	1	0	0	0	0	0	0	0	0	0	0	0	.500	.500	0
All-Star Game Totals	.400	2	5	0	2	0	0	0	0	0	0	0	0	2	0	0	.400	.400	0


WORLD BASEBALL CLASSIC

YEAR TEAM	AVG	G	AB	R	H	2B	3B	HR	RBI	SH	SF	HBP	BB	SO	SB	CS	SLG	OBP	E
2006 Canada	.455	3	11	5	5	1	0	0	0	0	0	0	3	3	0	0	.545	.571	0
2009 Canada	.500	2	4	1	2	1	0	0	2	0	0	0	5	1	0	0	.750	.778	0
WBC Totals	.467	5	15	6	7	2	0	0	2	0	0	0	8	4	0	0	.600	.652	0

CAREER FIELDING

POS	G	PO	A	E	PCT	TC	DP
OF	913	1726	54	22	.988	1802	7

FRONT OFFICE
 MANAGER & COACHES
 JASON BAY
 SCOUTING & MINOR LEAGUES
 YEAR IN REVIEW
 HISTORY
 POSTSEASON
 MEDIA



Height: 6-1 **Weight:** 199
Bats: Switch **Throws:** Right

Age: 33
Birthdate: April 24, 1977

Birthplace: Manati, PR
Resides: Manati, PR

Major League Service:
 12 Years, 14 Days

Signed By:
 Johnny Ramos (Kansas City)

How Obtained:
 Signed as a free agent on
 January 11, 2005

Contract Status:
 Signed through 2011

Personal: Wife, Jessica;
 Daughter, Ivana (10/26/07)



CAREER HONORS: Is a five-time National League All-Star (2004, 2005, 2006, 2007 and 2009)...Is a two-time AL Player of the Week (co-player, July 15-July 21, 2002 and August 20-August 26, 2001)...Is a five-time NL Player of the Week (August 23-August 29, 2004, June 5-June 11, 2006, co-player, July 25-July 31, 2006, April 16-April 22, 2007 and August 13-August 19, 2007)...Is a three-time Rawlings Gold Glove Award winner (2006, 2007 and 2008)...Is a two-time Louisville Silver Slugger Award winner (2006 and 2007)...Was the American League's Rookie of the Year in 1999...Was named the Rookie of the Year in 1999 by *The Sporting News*, *Baseball America* and *Baseball Digest*...Is the only player in major league history to record four straight seasons of 20 or more home runs, 100 or more runs scored, 100 or more RBI and 30 or more stolen bases (2001-2004)...Is the all-time major league leader in stolen base percentage with at least 200 steals (.289-.328, .881).

CAREER HIGHLIGHTS

2010

- Spent the first half of the season recuperating from arthroscopic surgery on his right knee...Last January 13th, Dr. Richard Steadman performed the procedure which cleaned out the arthritic area of the knee...The operation took place in Vail, CO.
- Officially Placed on the 15-Day Disabled List on March 31st... Transferred to the 60-Day Disabled List on May 25th.
- Began his Major League Rehabilitation Assignment with St. Lucie (A) of the Florida State League on June 24th.
- Played his first game with New York, July 15th at San Francisco...Went 1-4.
- Made 58 starts in centerfield.
- Left the game on September 28th vs. Milwaukee with right knee discomfort...Did not play the remainder of the season.
- Hit his first home run of the year, a solo shot vs. the Cardinals' Jaime Garcia on July 28th.
- Collected his 27th multiple home run game of his career and 15th as a member of the Mets on September 26th at Philadelphia (Cole Hamels, Ryan Madson)...Hit a home run from each side of the plate...It was the seventh time he's accomplished the feat in his career and the fourth time he's done it as a Met, which ties Bobby Bonilla for second on the club's all-time list...Todd Hundley did it five times.
- His .353 (24-68) over his final 18 games of the year.
- Had 14 multiple-hit games on the year, 10 games with two hits and four contests with three hits.
- Collected four outfield assists.
- Knocked in three runs twice during the season: September 14th vs. Pittsburgh and September 26th at Philadelphia.
- Compiled a .385 (5-13) batting average with five RBI with men in scoring position.
- Hit safely in 11 of the 14 games in which he played for St. Lucie...Had five games with two hits and one game with three hits.

Carlos' Bests

HITS, GAME

4 hits

19 times, last, 6/30/07 at Philadelphia

HOME RUNS, GAME

2 home runs

27 times, last, 9/26/10 at Philadelphia

MULTI-HOME RUN GAMES

27 multiple home run games

27, two home run games

LEADOFF HOME RUNS

None

INSIDE-THE-PARK HOME RUNS

1 inside-the-park home run

8/4/02, Kansas City at Minnesota (Kyle Lohse)

WALK-OFF HOME RUNS

5 walk-off home runs

last, 6/11/08 vs. Arizona (Edgar Gonzalez)

PINCH-HIT HOME RUNS

1 pinch-hit home run

5/18/03, Kansas City vs. Toronto (Cliff Politte)

RBI, GAME

6 RBI

three times, last, 5/21/03, Kansas City at Seattle

STOLEN BASES, GAME

3 stolen bases

three times, last, 9/24/08 vs. Chicago (NL)

HITTING STREAK

16 games

4/16/09-5/5/09

GRAND SLAMS

8 grand slams

last, 8/29/08 at Florida (Kevin Gregg)

BACKGROUND

- Carlos Ivan Beltran graduated from Fernando Callejo High School in Puerto Rico.
- Married the former Jessica Lugo just three days prior to being named the 1999 American League Rookie of the Year.
- Runs the Carlos Beltran Foundation with his wife Jessica...The Foundation's current project is the completion of the \$10 million Carlos Beltran Baseball Academy in Florida, PR...The Academy will combine educational training with baseball activity and is scheduled to open in July 2010.
- Holds a celebrity golf benefit in Puerto Rico.
- Was the Honorary Commissioner to Harlem RBI's REAL Kids program from 2006-2009 donating \$200,000, which was matched by the Mets Foundation...Also held clinics during the summer to teach the children of Harlem RBI the fundamentals of the game.
- Donated \$500 which was matched by the Mets Foundation for a total contribution of \$1,000 for each RBI to Harlem RBI during each of the last four seasons...Beltran and the Mets Foundation have raised over \$350,000.
- Honored with a Thurman Munson Award on February 3, 2009.
- Received the Joan Payson Award from the New York Chapter of the BBWAA in recognition of his outstanding work in the community on January 23, 2010.

CAREER TRANSACTIONS

- Selected by the Kansas City Royals in the second round of the June, 1995 Free Agent Draft.
- On the 15-Day Disabled List, July 4-September 4, 2000, with a bone bruise of his right knee.
- On the 15-Day Disabled List, March 21-April 18, 2003, with a right oblique strain.
- Acquired by the Houston Astros in a three-team trade that sent righthanded pitcher Octavio Dotel and cash considerations to the Oakland A's and righthanded pitcher Mike Wood, third baseman Mark Teahen and catcher John Buck to the Kansas City Royals on June 24, 2004.
- Signed by the New York Mets as a free agent on January 11, 2005.
- On the 15-Day Disabled List, July 31, (retroactive to July 25th)-August 10, 2007, with a strained left oblique.
- On the 15-Day Disabled List, June 22-September 8, 2009, with a bone bruise of his right knee.
- On the 15-Day Disabled List, March 31-July 15, 2010, recovering from right knee surgery ... Transferred to the 60-Day DL on May 25th.

YEAR	TEAM	AVG.	G	AB	R	H	2B	3B	HR	RBI	SH	SF	HBP	BB	SO	SB	CS	SLG	OBP	E
1995	GC Royals (R)	.278	52	180	29	50	9	0	0	23	1	3	3	13	30	5	3	.328	.332	2
1996	Lansing (A)	.143	11	42	3	6	2	0	0	0	0	0	0	1	11	1	0	.190	.163	2
	Spokane (A)	.270	59	215	29	58	8	3	7	29	3	2	0	31	65	10	2	.433	.359	7
1997	Wilmington (A)	.229	120	419	57	96	15	4	11	46	3	1	4	46	96	17	7	.363	.311	8
1998	Wilmington (A)	.276	52	192	32	53	14	0	5	32	0	1	2	25	39	11	7	.427	.364	2
	Wichita (AA)	.352	47	182	50	64	13	3	14	44	2	0	1	23	30	7	1	.687	.427	4
	KANSAS CITY (AL)	.276	14	58	12	16	5	3	0	7	0	1	1	3	12	3	0	.466	.317	1
1999	KANSAS CITY (AL)	.293	156	663	112	194	27	7	22	108	0	10	4	46	123	27	8	.454	.337	12
2000	KANSAS CITY (AL)	.247	98	372	49	92	15	4	7	44	2	4	0	35	69	13	0	.366	.309	6
	Royals (R)#	.500	1	4	3	2	1	0	1	1	0	0	0	1	0	0	0	1.500	.600	0
	Wilmington (A)#	.308	3	13	2	4	0	1	2	6	0	0	0	0	5	0	0	.923	.308	0
	Omaha (AAA)#	.333	5	18	4	6	1	0	2	2	0	0	1	3	3	1	0	.722	.455	0
2001	KANSAS CITY (AL)	.306	155	617	106	189	32	12	24	101	1	5	5	52	120	31	1	.514	.362	5
2002	KANSAS CITY (AL)	.273	*162	637	114	174	44	7	29	105	3	7	4	71	135	35	7	.501	.346	7
2003	Wichita (AA)#	.333	3	9	3	3	2	0	0	1	0	0	0	2	3	1	0	.556	.455	0
	KANSAS CITY (AL)	.307	141	521	102	160	14	10	26	100	0	7	2	72	81	41	4	.522	.389	5
2004	KANSAS CITY (AL)	.278	69	266	51	74	19	2	15	51	1	3	2	37	44	14	3	.534	.367	3
	HOUSTON (NL)	.258	90	333	70	86	17	7	23	53	2	4	5	55	57	28	0	.559	.368	5
2005	METS	.266	151	582	83	155	34	2	16	78	4	6	2	56	96	17	6	.414	.330	4
2006	METS	.275	140	510	127	140	38	1	41	116	1	7	4	95	99	18	3	.594	.388	2
2007	METS	.276	144	554	93	153	33	3	33	112	1	10	2	69	111	23	2	.525	.353	5
2008	METS	.284	161	606	116	172	40	5	27	112	1	6	1	92	96	25	3	.500	.376	3
2009	METS	.325	81	308	50	100	22	1	10	48	0	1	1	47	43	11	1	.500	.415	2
	Brooklyn (A)#	.167	5	18	1	3	0	0	0	2	0	0	0	5	2	0	0	.167	.250	0
2010	St. Lucie (A)#	.367	14	49	5	18	5	9	9	5	7	1	0	1	6	0	0	.469	.439	0
	METS	.255	64	220	21	56	11	3	7	27	0	4	1	30	39	3	1	.341	.427	0
	Minor League Totals	.271	372	1341	218	363	70	11	42	191	9	8	11	154	293	53	20	.433	.349	25
	American League Totals	.287	795	3134	546	899	156	45	123	516	7	37	18	316	584	164	23	.483	.352	39
	National League Totals	.277	831	3113	560	862	195	22	157	546	7	38	16	444	541	125	16	.505	.366	21
	Major League Totals	.282	1626	6247	1106	1761	351	67	280	1062	16	75	34	760	1125	289	39	.494	.359	60

* - led league

- rehabilitation assignment

DIVISION SERIES

YEAR	TEAM/OPPONENT	AVG.	G	AB	R	H	2B	3B	HR	RBI	SH	SF	HBP	BB	SO	SB	CS	SLG	OBP	E
2004	Houston/Atlanta	.455	5	22	9	10	2	0	4	9	0	0	1	1	4	2	0	1.091	.500	0
2006	METS/LOS ANGELES	.222	3	9	2	2	0	0	0	1	0	0	0	5	2	1	0	.222	.500	1
Division Series Totals		.387	8	31	11	12	2	0	4	10	0	0	1	6	6	3	0	.839	.500	1

LEAGUE CHAMPIONSHIP SERIES

YEAR	TEAM/OPPONENT	AVG.	G	AB	R	H	2B	3B	HR	RBI	SH	SF	HBP	BB	SO	SB	CS	SLG	OBP	E
2004	Houston/St. Louis	.417	7	24	12	10	1	0	4	5	0	0	0	8	4	4	0	.958	.563	0
2006	METS/ST. LOUIS	.296	7	27	8	8	1	0	3	4	0	0	0	4	3	1	0	.667	.387	0
LCS Totals		.353	14	51	20	18	2	0	7	9	0	0	0	12	7	5	0	.804	.476	0

ALL-STAR GAMES

YEAR	LEAGUE/SITE	AVG.	G	AB	R	H	2B	3B	HR	RBI	SH	SF	HBP	BB	SO	SB	CS	SLG	OBP	E
2004	NL/Houston	.500	1	2	1	1	0	0	0	0	0	0	0	0	0	0	0	.500	.500	0
2005	NL/Detroit	.333	1	3	0	1	0	0	0	0	0	0	0	0	1	0	0	.333	.333	0
2006	NL/Pittsburgh	.500	1	4	1	2	1	0	0	0	0	0	0	0	0	1	0	.750	.500	0
2007	NL/San Francisco	.333	1	3	1	1	0	1	0	0	0	0	0	0	1	0	0	1.000	.333	0
2009	NL/St. Louis	Injured - Did Not Play																		
All-Star Game Totals		.417	4	12	3	5	1	1	0	0	0	0	0	0	2	1	0	.667	.417	0

WORLD BASEBALL CLASSIC

YEAR	TEAM	AVG.	G	AB	R	H	2B	3B	HR	RBI	SH	SF	HBP	BB	SO	SB	CS	SLG	OBP	E
2006	Puerto Rico	.286	6	21	6	6	1	0	2	5	0	0	0	5	5	2	0	.619	.423	0
2009	Puerto Rico	.421	6	19	3	8	1	0	1	3	1	0	0	5	2	2	0	.632	.542	0
WBC Totals		.350	12	40	9	14	2	0	3	8	1	0	0	10	10	4	0	.625	.480	0

CAREER FIELDING

POS	G	PO	A	E	PCT.	TC	DP
OF	1568	4137	108	60	.986	4305	28





Height: 5-11 **Weight:** 220
Bats: Right **Throws:** Right

Age: 39
Birthdate: August 29, 1971
Birthplace: Caracas, VZ
Resides: Guarenas, Miranda, VZ

Major League Service:
 12 Years, 136 Days

Signed By:
 Flores Bolivar (LA Dodgers)

How Obtained:
 Signed as a free agent on
 December 3, 2009

Contract Status:
 Signed through 2010

Personal: Wife, Marielis
 Useche; Sons, Henry Jr.
 (7/30/93), Hernis (11/7/94),
 and Heyner (7/30/05)



CAREER HIGHLIGHTS

2010

- Finished the season throwing out 11 of 22 (50%) runners attempting to steal a base...For his career, he has thrown out 40.9% (229-331) would-be base stealers, good for third amongst active catchers behind Yadier Molina and Ivan Rodriguez.
- Batted .370 (10-27) in May...Over the other five months, hit .175 (18-103).
- Made his Mets debut on April 10th vs. the Nationals and collected an RBI in his first at-bat.
- On April 24th vs. Atlanta, he recorded his first stolen base since July 28, 2001...Blanco had gone 567 games between stolen bases.
- Hit the first walk-off home run of his career on May 8th vs. the Giants when he took Guillermo Mota deep in the 11th inning in the Mets' 5-4 win.
- Was on the Bereavement List from May 10th-May 15th.
- Had his consecutive errorless game streak end at 107 with a throwing error on July 30th...Blanco's streak was the longest active streak in the majors for a catcher...His last error had come on July 24, 2008 with the Cubs vs. the Marlins.
- Finished the season going 1-29 (.034) in his last 12 games.

BACKGROUND

- Henry Ramon Blanco attended Antonio Jose de Sucre High School in Venezuela.
- Participates in the Garth Brooks Teammates for Kids Foundation...Co-founded in 1999 by Garth Brooks, the foundation exists to develop and implement innovative concepts that generate funds for the benefit of children's charities.

CAREER TRANSACTIONS

- Signed by the Los Angeles Dodgers as a non-drafted free agent on November 12, 1989.
- On the 15-Day Disabled List, March 22-July 29, 1998, following right shoulder surgery and a right hand fracture.
- Signed by the Colorado Rockies as a minor league free agent on November 23, 1998.
- Acquired by the Milwaukee Brewers, along with righthanded pitcher Jamey Wright, in exchange for infielder Jeff Cirillo and lefthanded pitcher Scott Karl as part of a nine-player, four-team trade on December 13, 1990.
- On the 15-Day Disabled List, April 15-May 2, 2000, with a laceration of his right index finger.
- Acquired by the Atlanta Braves, in exchange for righthanded pitcher Jose Cabrera and catcher Paul Bako, on March 20, 2002.
- On the 15-Day Disabled List, August 12-August 27, 2002, with a strained oblique.
- Signed by the Minnesota Twins as a free agent on December 18, 2003.
- Signed by the Chicago Cubs as a free agent on December 8, 2004.
- On the 15-Day Disabled List, May 31-August 20, 2007, with a cervical herniated disc...Transferred to the 60-Day Disabled List on August 14, 2007.
- Signed by the San Diego Padres as a free agent on January 21, 2009.
- Signed by the New York Mets as a free agent on December 3, 2009.

Henry's Bests

HITS, GAME

4 hits
 three times, last, 9/26/06, Chicago (NL) vs. Milwaukee

HOME RUNS, GAME

2 home runs
 three times, last, 4/11/09, San Diego vs. San Francisco

MULTI-HOME RUN GAMES

3 multiple home run games
 three, two home run games

LEADOFF HOME RUNS

None

INSIDE-THE-PARK HOME RUNS

None

WALK-OFF HOME RUNS

1 home run
 5/8/10 vs. San Francisco (Guillermo Mota)

PINCH-HIT HOME RUNS

None

RBI, GAME

4 RBI
 three times, last, 9/26/06, Chicago (NL) vs. Milwaukee

STOLEN BASES, GAME

1 stolen base
 five times, last, 4/24/10 vs. Atlanta

HITTING STREAK

9 games
 5/30/06-6/21/06

GRAND SLAMS

1 grand slam
 5/12/00, Milwaukee at Pittsburgh
 (Jason Schmidt)

YEAR TEAM	AVG	G	AB	R	H	2B	3B	HR	RBI	SH	SF	HP	BB	SO	SB	CS	OBP	SLG	E
1990 GC Dodgers (R)	.219	60	178	23	39	8	0	1	19	0	4	1	26	41	7	2	.316	.281	11
1991 Vero Beach (A)	.143	5	7	0	1	0	0	0	0	0	0	0	2	0	0	0	.333	.143	0
Great Falls (R)	.255	62	216	35	55	7	1	5	28	2	3	1	27	39	3	6	.336	.366	8
1992 Bakersfield (A)	.234	124	401	42	94	21	2	5	52	10	9	9	51	91	10	6	.328	.334	14
1993 San Antonio (AA)	.195	117	374	33	73	19	1	10	42	2	1	4	29	80	3	3	.260	.332	16
1994 San Antonio (AA)	.230	132	405	36	93	23	2	6	38	5	3	2	53	67	6	6	.320	.341	21
1995 San Antonio (AA)	.255	88	302	37	77	18	4	12	48	0	0	4	29	52	1	1	.328	.460	11
Albuquerque (AAA)	.227	29	97	11	22	4	1	2	13	1	2	0	10	23	0	0	.294	.351	2
1996 San Antonio (AA)	.267	92	307	39	82	14	1	5	40	3	5	0	28	38	2	3	.324	.368	13
Albuquerque (AAA)	.167	2	6	1	1	0	0	0	0	0	0	0	0	3	0	0	.167	.167	0
1997 Albuquerque (AAA)	.313	91	294	38	92	20	1	6	47	1	3	1	37	63	7	4	.388	.449	3
LOS ANGELES (NL)	.400	3	5	1	2	0	0	1	1	0	0	0	0	1	0	0	.400	1.000	0
1998 San Bernardino (A)	.316	7	19	5	6	1	0	2	3	0	0	0	4	6	1	0	.435	.684	0
Albuquerque (AAA)	.269	48	134	19	36	11	0	4	23	0	2	0	22	27	2	0	.367	.440	4
1999 Colorado Springs (AAA)	.333	15	57	8	19	4	0	3	12	1	1	0	1	12	0	1	.339	.561	1
COLORADO (NL)	.232	88	263	30	61	12	3	6	28	3	2	1	34	38	1	1	.320	.369	5
2000 Indianapolis (AAA)	.333	1	3	1	1	1	0	0	0	0	0	0	0	0	0	0	.500	.667	0
MILWAUKEE (NL)	.236	93	284	29	67	24	0	7	31	0	4	0	36	60	0	3	.318	.394	5
2001 MILWAUKEE (NL)	.210	104	314	33	66	18	3	6	31	5	2	2	34	72	3	1	.290	.344	6
2002 ATLANTA (NL)	.204	81	221	17	45	9	1	6	22	2	5	1	20	51	0	2	.267	.335	3
2003 ATLANTA (NL)	.199	55	151	11	30	8	0	1	13	3	1	1	10	21	0	0	.252	.272	1
2004 MINNESOTA (AL)	.206	114	315	36	65	19	1	10	37	11	3	3	21	56	0	3	.260	.368	7
2005 CHICAGO (NL)	.242	54	161	16	39	6	0	6	25	4	2	0	11	24	0	0	.287	.391	1
2006 CHICAGO (NL)	.266	74	241	23	64	15	2	6	37	4	2	0	14	38	0	0	.304	.419	1
2007 Iowa (AAA)	.200	3	10	2	2	0	0	0	1	0	0	0	0	3	0	0	.200	.200	0
Peoria (A)	.316	8	19	3	6	1	0	1	5	0	1	1	3	3	0	0	.417	.526	0
CHICAGO (NL)	.167	22	54	3	9	3	0	0	4	1	1	0	2	12	0	0	.193	.222	0
2008 CHICAGO (NL)	.292	58	120	15	35	3	0	3	12	2	0	0	6	22	0	0	.325	.392	2
2009 SAN DIEGO (NL)	.235	67	204	21	48	12	0	6	16	1	1	0	26	50	0	0	.320	.382	0
2010 METS	.215	50	130	10	28	5	0	2	8	0	3	0	11	26	1	0	.271	.362	1
Minor League Totals	.247	884	2829	333	699	152	13	62	371	25	34	23	323	548	42	32	.326	.376	104
National League Totals	.230	749	2148	209	494	115	9	50	228	25	23	5	204	415	5	7	.295	.362	25
American League Totals	.206	114	315	36	65	19	1	10	37	11	3	3	21	56	0	3	.260	.368	7
Major League Totals	.227	863	2463	245	559	134	10	60	265	36	26	8	225	471	5	10	.291	.363	32

* - led league

- rehabilitation assignment

DIVISION SERIES

YEAR TEAM	AVG	G	AB	R	H	2B	3B	HR	RBI	SH	SF	HP	BB	SO	SB	CS	OBP	SLG	E
2002 Atlanta/San Francisco	.167	2	6	0	1	0	0	0	0	0	0	0	0	2	0	0	.167	.167	0
2003 Atlanta/Chicago (NL)	---	0	0	0	0	0	0	0	0	0	0	0	0	0	0	0	---	---	0
2004 Minnesota/New York (AL)	.250	4	8	1	2	0	0	1	2	1	1	0	0	2	0	0	.222	.625	1
2008 Chicago (NL)/Los Angeles (NL)	---	0	0	0	0	0	0	0	0	0	0	0	0	0	0	0	---	---	0
Division Series Totals	.214	6	14	1	3	0	0	1	2	1	1	0	0	4	0	0	.200	.429	1

WORLD BASEBALL CLASSIC

YEAR TEAM	AVG	G	AB	R	H	2B	3B	HR	RBI	SH	SF	HP	BB	SO	SB	CS	OBP	SLG
2006 Venezuela	.000	1	3	0	0	0	0	0	0	0	0	0	1	0	0	0	.250	.000
WBC Totals	.000	1	3	0	0	0	0	0	0	0	0	0	1	0	0	0	.250	.000

CAREER FIELDING

POS	G	PO	A	E	PCT.	TC	DP	PB
C	809	5009	431	32	.994	5472	69	42
1B	10	50	4	0	1.000	54	3	
3B	2	0	0	0	---	0	0	
OF	1	0	0	0	---	0	0	



CHRIS CARTER

Outfielder

23

Height: 6-0 **Weight:** 230
Bats: Left **Throws:** Left

Age: 28
Birthdate: September 16, 1982
Birthplace: Fremont, CA
Resides: Port St. Lucie, FL

Major League Service:
 1 Year, 16 Days

Signed By:
 Fred Costello (Arizona)

How Obtained:
 Acquired from the Boston Red Sox, along with minor league first baseman Eddie Lora on October 7, 2009, as the players to be named later from the August 25, 2009 trade for left-handed pitcher Billy Wagner

Contract Status:
 Signed through 2010

Family: Wife, Emily



CAREER HIGHLIGHTS

2010

- Finished second in the majors with 19 pinch-hits, trailing only Milwaukee's Joe Inglett (20)...His 19 pinch-hits tied Matt Franco (1997) for the Mets rookie record for pinch-hits in a single-season...Rusty Staub holds the single-season club record with 24 in 1983...Hit .328 (19-58) as a pinch-hitter, good for sixth in the majors.
- Started 15 games in leftfield, 11 games in rightfield and seven games as the designated hitter.
- Hit his first career pinch-hit home run on October 2nd vs. Washington (off Collin Balester).
- Was recalled on May 11th from Buffalo (AAA) of the International League... At the time of his promotion, he was hitting .336 (38-113) in 29 games.
- Drove in a career-high three RBI twice: June 11th and June 13th, both at Baltimore.
- Belted his first major league home run, a three-run shot, June 11th at Baltimore (off Jeremy Guthrie).
- Made his Mets debut as a pinch-hitter in the bottom of the eighth inning vs. the Nationals on May 11th...Hit an RBI double, the first extra-base hit of his career.
- Started his first game with the Mets, and the third of his career, on May 16th at Florida...Went 1-3 with a run scored and an RBI while batting fourth and playing rightfield.
- Recorded the first stolen base of his career on September 1st at Atlanta.

Chris' Bests

HITS, GAME

2 hits
 four times, last, 8/20/10 at Pittsburgh

HOME RUNS, GAME

1 home run
 four times, last, 10/2/10 vs. Washington

MULTI-HOME RUN GAMES

None

LEADOFF HOME RUNS

None

INSIDE-THE-PARK HOME RUNS

None

WALK-OFF HOME RUNS

None

PINCH-HIT HOME RUNS

1 home run
 10/2/10 vs. Washington

RBI, GAME

3 RBI
 two times, last, 6/13/10 at Baltimore

STOLEN BASES, GAME

1 stolen base
 9/1/10 at Atlanta

HITTING STREAK

3 games
 five times, last, 8/29/10-8/31/10

GRAND SLAMS

None

BACKGROUND

- William Christopher (Chris) Carter graduated from De La Salle (CA) High School in 2001.
- Played at Stanford University from 2002-2004 and compiled a .280 career average.
- During his time at Stanford, his teams won Pac-10 titles in 2003 and 2004 and appeared in the College World Series in 2002 and 2003.
- While playing for Boston, he hit a fourth-inning double to bring home J.D. Drew with the first run in the Mets' first-ever exhibition game at Citi Field on April 3, 2009.

CAREER TRANSACTIONS

- Drafted by the Arizona Diamondbacks in the 17th round of the 2004 First-Year Player Draft.
- Acquired by the Washington Nationals in exchange for righthanded pitcher Emiliano Fruto on August 21, 2007.
- Acquired by the Boston Red Sox as the player-to-be-named-later in exchange for outfielder Wily Mo Pena and cash on August 21, 2007.
- Acquired by the New York Mets along with minor league first baseman Eddie Lora on October 7, 2009, as the players-to-be-named-later from the August 25, 2009 trade for lefthanded pitcher Billy Wagner.

YEAR TEAM	AVG	G	AB	R	H	2B	3B	HR	RBI	SH	SF	HBP	BB	SO	SB	CS	SLG	OBP	E
2004 Yakima (A)	.336	70	256	47	86	15	1	15	63	0	1	1	46	34	2	3	.578	.438	3
2005 Lancaster (A)	.296	103	412	71	122	26	2	21	85	0	6	6	46	66	0	0	.522	.370	12
Tennessee (AA)	.297	36	128	21	38	4	0	10	30	0	1	3	19	11	0	3	.563	.397	4
2006 Tucson (AAA)	.301	136	509	87	153	30	3	19	97	0	0	1	78	69	10	4	.483	.395	15
2007 Tucson (AAA)	.324	126	503	74	163	39	3	18	84	0	6	2	50	68	2	0	.521	.383	16
Pawtucket (AAA)	.234	12	47	6	11	1	0	1	4	0	0	1	4	7	0	0	.319	.308	0
2008 Pawtucket (AAA)	.300	121	470	65	141	25	2	24	81	0	7	4	41	84	0	0	.515	.356	4
BOSTON (AL)	.333	9	18	5	6	0	0	0	3	0	0	0	2	5	0	0	.333	.400	0
2009 BOSTON (AL)	.000	4	5	0	0	0	0	0	1	0	1	0	0	4	0	0	.000	.000	0
Pawtucket (AAA)	.294	116	428	50	126	25	0	16	61	0	5	3	42	63	0	0	.465	.358	4
2010 Buffalo (AAA)	.336	29	113	17	38	9	2	6	22	0	0	2	8	8	0	0	.611	.390	0
METS	.263	100	167	15	44	9	0	4	24	0	0	1	12	17	1	2	.389	.317	0
Minor League Totals	.306	749	2866	438	878	174	13	130	527	0	26	23	334	410	14	10	.512	.380	58
American League Totals	.261	13	23	5	6	0	0	0	4	0	1	0	2	9	0	0	.261	.308	0
National League Totals	.263	100	167	15	44	9	0	4	24	0	0	1	12	17	1	2	.389	.317	0
Major League Totals	.263	113	190	20	50	9	0	4	28	0	1	1	14	26	1	2	.374	.316	0

* - led league

- rehabilitation assignment

CAREER FIELDING

POS	G	PO	A	E	PCT.	TC	DP
OF	34	35	0	0	1.000	35	0



Height: 5-11 **Weight:** 197
Bats: Switch **Throws:** Right

Age: 35
Birthdate: September 12, 1975
Birthplace: San Pedro de Macoris, DR
Resides: Santo Domingo, DR

Major League Service:
 13 Years; 55 Days

Signed By:
 Julio Camillo (Florida)

How Obtained:
 Acquired from the Minnesota Twins in exchange for minor league catcher Drew Butera and minor league outfielder Dustin Martin on July 30, 2007

Contract Status:
 Signed through 2011

Personal: Son, Luis (10/12/01);
 Daughter, Adonai (7/30/09)



CAREER HONORS: Is a three-time National League All-Star (2002, 2003, 2005)...National League Player of the Week (June 17-June 23, 2002)...Won three consecutive Gold Glove Awards (2003-2005)...Recorded a 35-game hitting streak from May 8-June 21, 2002, tied for the sixth-longest hitting streak in NL history and the 10th longest in major league history.

CAREER HIGHLIGHTS

2010

- Struck out only 25 times in 247 at-bats (10%).
- Hit in eight consecutive games from April 13th-April 21st...During that stretch he was 11-35 (.314).
- Reached base safely in 16 of the first 17 games of the season.
- Placed on the 15-Day Disabled List on June 4th, retroactive to June 2nd, with a bruised right heel.
- During four rehabilitation games with St. Lucie (A) of the Florida State League, he was 2-13 (.154) with one double, three walks and three runs scored.
- Was reinstated from the 15-Day DL on July 19th.
- Had a walkoff RBI single on August 24th vs. Florida (off Will Ohman)... His previous walk-off hit came on April 17, 2009 vs. Milwaukee (off Seth McClung).
- Stole home plate on the back end of a double steal on September 4th at Chicago (NL)...Became the first Met to steal home since Moises Alou on May 6, 2008.
- Stole eight bases this season...Since being acquired by the Mets on July 31, 2007, he is 55-68 (81%) in stolen bases.
- Was 2-15 (.133) in September and October.
- Since 2000, he is third in the major leagues with 436 infield hits behind Ichiro Suzuki and Juan Pierre...Has 1,605 hits total over that span.

BACKGROUND

- Luis Antonio Castillo Donato graduated from Colegio San Benito Abad in the Dominican Republic in 1991.
- Named the Marlins' Most Valuable Player by the South Florida Chapter of the BBWAA in 1999 and again in 2002.

CAREER TRANSACTIONS

- Signed by the Florida Marlins as a non-drafted free agent on August 19, 1992.
- On the 15-Day Disabled List, May 7-May 22, 1997, with a bruised left heel.
- On the 15-Day Disabled List, April 5-April 12, 2000, with a strained back.
- Acquired by the Minnesota Twins in exchange for righthanded pitchers Travis Bowyer and Scott Tyler on December 2, 2005.
- Acquired by the New York Mets in exchange for minor league outfielder Dustin Martin and minor league catcher Drew Butera on July 30, 2007.
- On the 15-Day Disabled List, July 3-August 24, 2008, with a strained hip flexor.
- On the 15-Day Disabled List, June 4-July 19, 2010, with a bruised right heel.

<i>Luis' Bests</i>	
HITS, GAME	4 hits 18 times, last, 4/11/09 at Florida
HOME RUNS, GAME	1 home run 28 times, last, 8/16/09 vs. Florida
MULTI-HOME RUN GAMES	None
LEADOFF HOME RUNS	2 leadoff home runs last, 7/16/06, Minnesota vs. Cleveland (Jeremy Sowers)
INSIDE-THE-PARK HOME RUNS	None
WALK-OFF HOME RUNS	None
PINCH-HIT HOME RUNS	None
RBI, GAME	4 RBI 5/22/04, Florida vs. Arizona
STOLEN BASES, GAME	4 stolen bases 5/17/00, Florida at San Diego
HITTING STREAK	35 games 5/8/02-6/21/02
GRAND SLAMS	1 grand slam 5/22/04, Florida at Arizona (Steve Sparks)

YEAR TEAM	AVG.	G	AB	R	H	2B	3B	HR	RBI	SH	SF	HBP	BB	SO	SB	CS	SLG	OBP	E
1993 DSL Marlins (R)	.282	69	266	48	75	7	1	4	31	4	0	5	31	41	9	6	.380	.368	-
1994 GC Marlins (R)	.264	57	216	49	57	8	0	0	16	2	2	1	37	36	31	12	.301	.371	9
1995 Kane County (A)	.326	89	340	71	111	4	4	0	23	4	1	0	55	50	41	18	.362	.419	17
1996 Portland (AA)	.317	109	420	83	133	15	7	1	35	6	1	2	66	68	*51	28	.393	.411	14
FLORIDA (NL)	.262	41	164	26	43	2	1	1	8	2	0	0	14	46	17	4	.305	.320	3
1997 FLORIDA (NL)	.240	75	263	27	63	8	0	0	8	1	0	0	27	53	16	10	.270	.310	9
Charlotte (AAA)	.354	37	130	25	46	5	0	0	5	3	0	0	16	22	8	6	.392	.425	5
1998 Charlotte (AAA)	.287	100	380	74	109	11	2	0	15	4	2	0	75	68	41	15	.326	.403	16
FLORIDA (NL)	.203	44	153	21	31	3	2	1	10	1	0	1	22	33	3	0	.268	.307	7
1999 FLORIDA (NL)	.302	128	487	76	147	23	4	0	28	6	3	0	67	85	50	17	.366	.384	15
2000 FLORIDA (NL)	.334	136	539	101	180	17	3	2	17	9	0	0	78	86	*62	22	.388	.418	11
Calgary (AAA)#	.308	4	13	4	4	1	1	0	0	0	0	0	4	2	1	0	.538	.471	1
2001 FLORIDA (NL)	.263	134	537	76	141	16	10	2	45	4	3	1	67	90	33	16	.341	.344	13
2002 FLORIDA (NL)	.305	146	606	86	185	18	5	2	39	4	1	2	55	76	*48	15	.361	.364	13
2003 FLORIDA (NL)	.314	152	595	99	187	19	6	6	39	*15	1	2	63	60	21	19	.397	.381	10
2004 FLORIDA (NL)	.291	150	564	91	164	12	7	2	47	5	4	1	75	68	21	4	.348	.373	6
2005 FLORIDA (NL)	.301	122	439	72	132	12	4	4	30	18	1	1	65	32	10	7	.374	.391	7
2006 MINNESOTA (AL)	.296	142	584	84	173	22	6	3	49	9	2	1	56	58	25	11	.370	.358	6
2007 MINNESOTA (AL)	.304	85	349	54	106	11	3	0	18	5	1	0	29	28	9	4	.352	.356	3
METS	.296	50	199	37	59	8	2	1	20	7	1	0	24	17	10	2	.372	.371	2
2008 METS	.245	87	298	46	73	7	1	3	28	7	2	2	50	35	17	2	.305	.355	6
GC Mets (R)#	.000	3	5	0	0	0	0	0	0	0	0	0	3	0	0	0	.00	.375	0
St. Lucie (A)#	.067	5	15	1	1	0	0	0	0	1	0	0	4	0	0	0	.067	.263	1
Binghamton (AA)#	.250	5	16	1	4	0	0	0	2	0	0	0	2	3	0	0	.250	.333	2
2009 METS	.302	142	486	77	147	12	3	1	40	19	5	1	69	58	20	6	.346	.387	11
2010 METS	.235	86	247	28	58	4	2	0	17	11	2	0	39	25	8	3	.267	.337	2
St. Lucie (A)	.154	4	13	3	2	1	0	0	0	0	0	0	3	2	0	0	.231	.313	0
Minor League Totals	.299	482	1814	359	542	52	15	5	127	24	6	8	296	292	182	85	.352	.398	65
American League Totals	.299	227	933	138	279	33	9	3	67	14	3	1	85	86	34	15	.363	.357	9
National League Totals	.289	1493	5577	863	1610	161	50	25	376	109	23	11	715	764	336	127	.349	.369	115
Major League Totals	.290	1720	6510	1001	1889	194	59	28	443	123	26	12	800	850	370	142	.351	.368	124 *

- led league

- rehabilitation assignment

DIVISION SERIES

YEAR TEAM/OPPONENT	AVG.	G	AB	R	H	2B	3B	HR	RBI	SH	SF	HBP	BB	SO	SB	CS	SLG	OBP	E
2003 Florida/San Francisco	.294	4	17	2	5	3	0	0	1	0	0	0	3	3	0	0	.471	.400	0
2006 Minnesota/Oakland	.273	3	11	0	3	0	0	0	0	0	0	0	3	3	0	1	.273	.429	0
Division Series Totals	.286	7	28	2	8	3	0	0	1	0	0	0	6	6	0	1	.393	.412	0

LEAGUE CHAMPIONSHIP SERIES

YEAR TEAM/OPPONENT	AVG.	G	AB	R	H	2B	3B	HR	RBI	SH	SF	HBP	BB	SO	SB	CS	SLG	OBP	E
2003 Florida/Chicago (NL)	.214	7	28	3	6	1	0	0	2	1	0	0	5	2	2	0	.250	.333	0
LCS TOTALS	.214	7	28	3	6	1	0	0	2	1	0	0	5	2	2	0	.250	.333	0

WORLD SERIES

YEAR TEAM/OPPONENT	AVG.	G	AB	R	H	2B	3B	HR	RBI	SH	SF	HBP	BB	SO	SB	CS	SLG	OBP	E
2003 Florida/New York (AL)	.154	6	26	1	4	0	0	0	1	1	0	0	0	7	1	1	.154	.154	0
World Series Totals	.154	6	26	1	4	0	0	0	1	1	0	0	0	7	1	1	.154	.154	0

ALL-STAR GAMES

YEAR LEAGUE/SITE	AVG.	G	AB	R	H	2B	3B	HR	RBI	SH	SF	HBP	BB	SO	SB	CS	SLG	OBP	E
2002 NL/Milwaukee	.000	1	2	0	0	0	0	0	0	0	0	0	0	0	0	0	.000	.000	0
2003 NL/Chicago (AL)	.000	1	2	0	0	0	0	0	0	0	0	0	0	0	0	0	.000	.000	0
2005 NL/Detroit	.333	1	3	1	1	0	0	0	0	0	0	0	0	0	0	0	.333	.333	0
World Series Totals	.143	3	7	1	1	0	0	0	0	0	0	0	0	0	0	0	.143	.143	0

CAREER FIELDING

POS	G	PO	A	E	PCT.	TC	DP
2B	1683	3287	4484	124	.984	7895	1051



FRANK CATALANOTTO

Infielder / Outfielder

2

Height: 6-0 **Weight:** 195
Bats: Left **Throws:** Right

Age: 36
Birthdate: April 27, 1974
Birthplace: Smithtown, NY
Resides: St. James, NY

Major League Service:
 11 Years, 171 Days

Signed By:
 Ramon Pena (Detroit)

How Obtained:
 Signed as a minor league free agent on January 30, 2010

Contract Status:
 Signed through 2010

Personal: Wife, Barbara;
 Daughters, Morgan (1/15/99),
 Camdyn (4/2/04), Karson
 (8/28/06) and Gracy (12/3/08)



CAREER HONORS: Is a two-time American League Player of the Week Award winner (July 18-July 24, 2004 and September 26-October 2, 2004).

CAREER HIGHLIGHTS

2010

- Began the year with the Mets...Was Designated for Assignment on May 11th and released on May 14th.
- Hit .136 (3-22) as a pinch-hitter... For his career, he has a .263 (65-247) batting average as a pinch-hitter.
- Made his first and only start of the year on April 18th at St. Louis... Started at first base and batted fourth in the line-up for the first time in his career...Went 1-3 with a run scored.
- Collected his first hit and RBI as a Met with a run-scoring single on April 16th at St. Louis off Ryan Franklin.
- Began the season 0-8, with all eight at-bats coming as a pinch-hitter.

Frank's Bests

HITS, GAME

6 hits

5/1/04, Toronto at Chicago (AL)

HOME RUNS, GAME

2 home runs

two times, last, 9/7/03, Toronto vs. Detroit

MULTI-HOME RUN GAMES

2 multi-home run games

two, two-home run games

LEADOFF HOME RUNS

4 leadoff home run

last, 9/19/07, Texas at Minnesota (Matt Garza)

INSIDE-THE-PARK HOME RUNS

None

WALK-OFF HOME RUNS

None

PINCH-HIT HOME RUNS

2 pinch-hit home runs

last, 6/13/99, Detroit at St. Louis (Ricky Bottalico)

RBI, GAME

5 RBI

8/10/07, Texas vs. Tampa Bay

STOLEN BASES, GAME

2 stolen bases

three times, last, 5/3/02, Texas at Cleveland

HITTING STREAK

13 games

8/15/01-8/28/01

GRAND SLAMS

1 grand slams

9/10/00, Texas at Kansas City (Andy Larkin)

BACKGROUND

- Frank Catalanotto graduated from Smithtown East High School (NY) in 1992... Played baseball and soccer and ran track.
- Earned All-Long Island honors as a senior.
- Frank and his wife, Barbara, serve as honorary chairs of the Vascular Birthmark Foundation, which has provided treatment to over 25,000 children.

CAREER TRANSACTIONS

- Selected by the Detroit Tigers in the 10th round of the June, 1992 Free Agent Draft.
- Selected by the Oakland Athletics in Major League Baseball's Annual Rule V draft on December 9, 1996...Returned to the Tigers on March 21, 1997.
- On the 15-Day Disabled List, June 18-June 25, 1998, with a left hamstring strain.
- Acquired by the Texas Rangers, along with righthanded pitcher Francisco Cordero, lefthanded pitchers Justin Thompson and Alan Webb, catcher Bill Haselman and outfielder Gabe Kapler in exchange for outfielder Juan Gonzalez, righthanded pitcher Danny Patterson and catcher Gregg Zaun on November 2, 1999.
- On the 15-Day Disabled List, April 23-May 15, 2000, with a strained right groin.
- On the 15-Day Disabled List, May 11-June 28, 2002, with a strained right groin and lower back pain.
- On the 15-Day Disabled List, August 17, 2002-remainder of the season, with a broken bone in his right hand.
- Signed by the Toronto Blue Jays as a free agent on December 30, 2002.
- On the 15-Day Disabled List, May 20-June 8, 2004, with a right groin injury.
- On the 15-Day Disabled List, June 18-July 20, 2004, with a right groin injury.
- On the 15-Day Disabled List, August 20, 2004-remainder of the season, with a right groin injury.
- Signed by the Texas Rangers as a free agent on November 21, 2006.
- On the 15-Day Disabled List, May 1-May 21, 2007, with right biceps tendinitis.
- Signed by the New York Mets as a minor league free agent on January 30, 2010.

YEAR	TEAM	AVG	G	AB	R	H	2B	3B	HR	RBI	SH	SF	HBP	BB	SO	SB	CS	SLG	OBP	E
1992	Bristol (R)	.200	21	50	6	10	2	0	0	4	0	0	0	8	8	0	1	.240	.310	2
1993	Bristol (R)	.307	55	199	37	61	9	5	3	22	3	0	3	15	19	3	6	.447	.364	10
1994	Fayetteville (A)	.325	119	458	72	149	24	8	3	56	5	1	3	37	54	4	5	.432	.379	15
1995	Jacksonville (AA)	.226	134	491	66	111	19	5	8	48	6	4	9	49	56	13	8	.334	.306	18
1996	Jacksonville (AA)	.298	132	497	105	148	34	6	17	67	3	3	11	74	69	15	14	.493	.398	22
1997	Toledo (AAA)	.300	134	500	75	150	32	3	16	68	1	6	10	47	80	12	11	.472	.368	18
	DETROIT (AL)	.308	13	26	2	8	2	0	0	3	0	0	3	7	0	0	0	.385	.379	0
1998	Toledo (AAA)	.333	28	105	20	35	6	3	4	28	1	2	7	14	21	0	0	.562	.438	2
	DETROIT (AL)	.282	89	213	23	60	13	2	6	25	0	5	4	12	39	3	2	.446	.325	3
1999	DETROIT (AL)	.276	100	286	41	79	19	0	11	35	0	5	9	15	49	3	4	.458	.327	5
2000	Oklahoma (AAA)#	.273	3	11	2	3	0	0	0	1	0	0	1	0	4	0	0	.273	.333	0
	TEXAS (AL)	.291	103	282	55	82	13	2	10	42	3	2	6	33	36	6	2	.457	.375	9
2001	TEXAS (AL)	.330	133	463	77	153	31	5	11	54	1	1	8	39	55	15	5	.490	.391	4
2002	Tulsa (AA)#	.125	4	16	1	2	0	1	0	3	0	0	1	1	1	0	0	.250	.222	0
	TEXAS (AL)	.269	68	212	42	57	16	6	3	23	3	2	8	25	27	9	5	.443	.364	2
2003	TORONTO (AL)	.299	133	489	83	146	34	6	13	59	2	3	6	35	62	2	2	.472	.351	3
2004	TORONTO (AL)	.293	75	249	27	73	19	1	1	26	1	3	4	17	33	1	0	.390	.344	2
2005	TORONTO (AL)	.301	130	419	56	126	29	5	8	59	4	5	10	37	53	0	2	.451	.367	0
2006	TORONTO (AL)	.300	128	437	56	131	36	2	7	56	2	4	4	52	37	1	3	.439	.376	1
2007	Frisco (AA)#	.000	1	4	1	0	0	0	0	0	0	0	0	1	2	0	0	.000	.200	0
	Oklahoma (AAA)#	.385	4	13	5	5	2	0	0	0	0	0	1	2	1	0	0	.538	.500	0
	TEXAS (AL)	.260	103	331	52	86	20	4	11	44	6	1	11	28	37	2	1	.444	.337	0
2008	TEXAS (AL)	.274	88	248	28	68	23	1	2	21	3	1	6	20	29	1	1	.399	.342	1
2009	Huntsville (AA)	.250	3	12	2	3	2	0	0	3	0	0	0	2	0	0	0	.417	.357	0
	MILWAUKEE (NL)	.278	77	144	18	40	6	3	1	9	0	2	2	14	23	2	0	.382	.346	1
2010	METS	.160	25	25	2	4	1	0	0	1	0	0	0	1	5	0	0	.200	.192	0
Minor League Totals		.287	638	2356	392	677	130	31	51	300	19	16	46	250	315	47	45	.434	.365	87
American League Totals		.292	1163	3655	542	1069	255	34	83	447	25	32	76	316	464	43	27	.449	.358	30
National League Totals		.260	102	169	20	44	7	3	1	10	0	2	2	15	28	2	0	.355	.324	1
Major League Totals		.291	1265	3824	562	1113	262	37	84	457	25	34	78	331	492	45	27	.445	.357	31

* - led league

- rehabilitation assignment

CAREER FIELDING

POS	G	PO	A	E	PCT	TC	DP
1B	140	865	59	5	.995	929	98
2B	157	181	279	14	.970	474	54
3B	35	15	48	4	.940	67	5
OF	601	931	25	8	.992	964	4



**IKE
DAVIS**

Infielder
29

Height: 6-4 **Weight:** 215
Bats: Left **Throws:** Left

Age: 23
Birthdate: March 22, 1987

Birthplace: Edina, MN
Resides: Scottsdale, AZ

Major League Service:
0 Years, 168 Days

Signed By:
Mike Brown

How Obtained:
Selected in the first round
(18th overall) of the 2008
First-Year Player Draft

Contract Status:
Signed through 2010

Personal: Single



CAREER HIGHLIGHTS

2010

- Finished the season second in doubles and runs scored, third in home runs, total bases (230) and RBI and fifth in hits among all National League rookies.
- Ranked second in doubles, tied for second in home runs, runs scored and RBI, and fourth in hits in franchise history among all Mets rookies.
- Began the season with Buffalo (AAA) of the International League... Had his contract selected on April 19th... Made his major league debut that night vs. Chicago (NL)... Collected his first major league hit in his first at-bat, a single to rightfield off Randy Wells... Also drove in his first big league RBI with a single in the seventh inning off Sean Marshall.
- Collected his first extra-base hit, a double, April 22nd vs. Chicago (NL).
- Hit his first major league home run on April 23rd vs. Atlanta... It was a solo shot off Kenshin Kawakami that tied the game at 1-1.
- Recorded the first multiple home run game of his career on May 7th vs. San Francisco (both off Jonathan Sanchez)... Became the first Mets lefthanded rookie batter to hit two home runs in a game off a lefthanded pitcher... Since 1969, only five other lefties had a multi-home run game off a lefthanded pitcher... Billy Jo Robidoux (1985), David Justice (1990), Ben Grievie (1998), Brad Fullmer (1998) and Prince Fielder (2006).
- Also hit two home runs on July 17th at San Francisco (off Cain Casilla).
- Established a career-high with four hits on June 5th at Florida... Also had four hits on September 5th at Chicago and September 11th vs. Philadelphia.
- Hit the first walkoff home run of his career on June 8th vs. San Diego to give New York a 2-1 win... The home run came in the 11th inning against Edward Mujica... The home run was the first game ending home run by a Mets rookie since Craig Brazell on September 25, 2004 vs. Chicago (NL).
- Stole second base on June 12th at Baltimore, the first stolen base of his career.
- Had two hits in the same inning on June 22nd vs. Detroit.
- Hit his 10th home run on July 4th at Washington... Became the third rookie in team history to reach double-figures in home runs prior to the All-Star break... Ron Sloboda had 15 in 1965 and Benny Agbayani had 11 in 1999.
- Recorded his first career pinch-hit, a two-run single on July 28th vs. St. Louis off Denny Reyes that tied the score at 7-7... Mets would lose, 8-7, in 13 innings.
- Hit a sacrifice fly in the 14th inning on August 18th at Houston to give the Mets a 3-2 victory... The last Mets rookie with a game-winning RBI in the 14th inning or later was Keith Miller on June 14, 1988 against Philadelphia
- Finished September with a .344 (31-90) batting average, good for fifth in the NL.
- Hit home runs on back-to-back days for the first time in his career, September 4th and September 5th at Chicago.
- Had a career-high seven-game hitting streak, September 19th-September 28th... Hit .444 (12-27) over that stretch.
- With the Mets, he hit .295 (36-122) against lefthanded pitchers.
- With Buffalo, reached base safely in all 10 games and hit in nine of 10 games... Had a .500 on-base percentage.
- Went 3-4 with two doubles on Opening Day, April 8th, at Scranton/Wilkes Barre... Hit his first Triple-A home run on April 9th at Scranton/Wilkes Barre.

<i>Ike's Bests</i>	
HITS, GAME	4 hits three times, last, 9/11/10 vs. Philadelphia
HOME RUNS, GAME	2 home runs two times, last, 7/17/10 at San Francisco
MULTI-HOME RUN GAMES	2 multi-home run games two, two-home run games
LEADOFF HOME RUNS	None
INDE-INTHE-PARK HOME RUNS	None
WALK-OFF HOME RUNS	1 home run 6/8/10 vs. San Diego (Edward Mujica)
PINCH-HIT HOME RUNS	None
RBI, GAME	3 RBI eight times, 9/11/10 vs. Philadelphia
STOLEN BASES, GAME	1 stolen base three times, 9/10/10 vs. Philadelphia
HITTING STREAK	7 games 9/19/10-9/28/10
GRAND SLAMS	None

BACKGROUND

- Isaac Benjamin (Ike) Davis played three seasons of baseball at Arizona State University...Was a first team Pac-10 Conference selection for three straight years and was a first team All-American as a junior.
- During his junior season in 2008, he batted .385 with 26 doubles, one triple, 16 home runs and 76 RBI in 52 games...Also went 4-1 as a pitcher and tied for the team lead with four saves...As a collegiate pitcher, he was 7-5 with four saves in 35 games (13 starts).
- Hit .349 with 56 runs scored, 23 doubles, eight home runs and 61 RBI in 62 games for the Sun Devils as a sophomore in 2007.
- As a freshman at ASU in 2006, he was the Pac-10 Newcomer of the Year...That season, he compiled a .329 batting average with 39 runs scored, 20 doubles, two triples, nine home runs and 65 RBI in 58 games.
- Helped the USA Junior National Team to a Gold Medal during 2004 in Kaohsiung, Taiwan...Hit a combined .404 with Team USA in 2003 and 2004.
- Named the Most Valuable Player in two prep All-Star Games, the 2004 AFLAC All-American Game and the 2005 High School All-American Game.
- Is the son of former major league righthanded pitcher Ron Davis, who played with the Yankees, Twins, Cubs, Dodgers and Giants from 1978-1988.
- Selected by Tampa Bay in the 19th round of the 2005 First-Year Player Draft but did not sign.
- A 2005 graduate of Chapparral High School in Scottsdale, AZ, he won four varsity letters and helped his team to three straight Arizona 4A titles...His clubs posted a 95-8 record over his sophomore, junior and senior years.

CAREER TRANSACTIONS


- Selected by the New York Mets in the first round (18th overall) of the 2008 First-Year Player Draft.

YEAR	TEAM	AVG	G	AB	R	H	2B	3B	HR	RBI	SH	SF	HBP	BB	SO	SB	CS	SLG	OBP	E
2008	Brooklyn (A)	.256	58	215	17	55	15	0	0	17	0	1	0	23	43	0	0	.326	.326	1
2009	St. Lucie (A)	.288	59	222	28	64	17	3	7	28	0	1	1	31	52	0	2	.486	.376	5
	Binghamton (AA)	.309	55	207	30	64	14	0	13	43	0	0	0	26	60	0	0	.565	.386	5
2010	Buffalo (AAA)	.364	10	33	8	12	3	0	2	4	0	0	0	9	5	0	0	.636	.500	1
	METS	.264	147	523	73	138	33	1	19	71	0	5	1	72	138	3	2	.440	.351	9
	Minor League Totals	.288	182	677	83	195	49	3	22	92	0	2	1	89	160	0	2	.467	.371	12
	Major League Totals	.264	147	523	73	138	33	1	19	71	0	5	1	72	138	3	2	.440	.351	9

* - led league
- rehabilitation assignment

CAREER FIELDING

POS	G	PO	A	E	PCT	TC	DP
1B	146	1239	105	9	.993	1353	133



Height: 5-11 **Weight:** 200
Bats: Right **Throws:** Right

Age: 39
Birthdate: January 13, 1971
Birthplace: Hermosillo, Mexico
Resides: Hermosillo, Mexico

Major League Service:
 11 Years, 21 Days

Signed By:
 Angel Figueroa (Pittsburgh)

How Obtained:
 Signed as a minor league free agent on February 6, 2009

Contract Status:
 Signed through 2010

Personal: Wife, Lorenia; Sons, Elmer, Jr. (4/12/02), Erick (6/13/05) and Edward (1/3/08)



CAREER HIGHLIGHTS

2010

- Began the year with Buffalo (AAA) of the International League before he had his contract selected on May 21st.
- Recorded a career-low 2.30 ERA (12 earned runs/47.0 innings)...Was unscored upon in 46 of his 53 outings...His previous career-best was a 3.03 ERA in 2002 with Cincinnati.
- Ranked 19th among all National League relievers (minimum 45.0 innings) with his 2.30 ERA.
- Pitched in 53 games, the second-most of his career in a single season...Made 62 appearances in 2006 with Kansas City and Los Angeles (NL)...Also worked 47.0 innings at the major league level, the most since 2006 when he had 77.0 innings pitched.
- Was second on the team with 11 holds, trailing Pedro Feliciano (23)...Was 11 for 12 in hold opportunities.
- Posted four victories: June 8th vs. San Diego, June 30th at Florida, August 18th at Houston and September 28th vs. Milwaukee...His victory on June 8th was his first major league triumph since August 26, 2007 with Colorado vs. Washington.
- Tossed a bullpen season-high 14.0 scoreless innings from May 29th-July 1st...It was the second-longest scoreless streak of his career (19.0 innings, May 3rd-June 22nd, 1998)...Also hurled 6.2 shutout frames over eight outings from September 5th-September 19th.
- Went 2-1 with a 1.99 ERA (five earned runs/22.2 innings) at home.
- Posted a 1.80 ERA (three earned runs/15.0 innings) in 16 games during the day.
- Held lefthanded batters to a .232 (13-56) mark and righties to a .243 (28-115) batting average.
- Pitched a 1-2-3 inning on August 14th vs. Philadelphia...It was his first outing since August 1st.
- Had a win or a save in 11 of his 13 outings with the Bisons...Was tied for the team lead with six saves despite not pitching for the club after May 20th.

Elmer's Bests

WIN STREAK

5 games
 two times, last, 9/4/00-9/28/00

LOSS STREAK

5 games
 6/22/98-9/24/98

STRIKEOUTS, GAME

9 strikeouts
 two times, last, 9/27/02, Cincinnati at Montreal

LONGEST OUTING, STARTER

9.0 innings
 two times, last, 7/28/01, Cincinnati vs. Florida

LONGEST OUTING, RELIEVER

5.0 innings
 5/4/00, Cincinnati at Philadelphia

MOST WALKS, GAME

6 walks
 5/15/03, Arizona at Philadelphia

FEWEST WALKS, COMPLETE GAME

0 walks
 9/28/00, Cincinnati at Philadelphia (Won, 8-1)

SCORELESS STREAK

19.0 innings
 5/3/98-6/22/98

LAST COMPLETE GAME

7/28/01, Cincinnati vs. Florida (Won, 5-0)

LAST COMPLETE GAME SHUTOUT

7/28/01, Cincinnati vs. Florida (Won, 5-0)

FEWEST HITS, COMPLETE GAME

2 hits
 9/28/00, Cincinnati at Milwaukee (Won, 8-1)

BACKGROUND

- Elmer Dessens Jusaino graduated from Carrera Technical High School.
- His first son was born just one minute after Elmer arrived at the hospital.

CAREER TRANSACTIONS

- Signed by the Pittsburgh Pirates as a non-drafted free agent on January 27, 1993...Loaned by Pittsburgh to the Mexico City Red Devils.
- Loaned by Pittsburgh to Mexico City in 1994.
- Loaned by Pittsburgh to Mexico City, May 7-June 21, 1996.
- On the 15-Day Disabled List, July 31-September 10, 1996, with a strained left oblique muscle.
- Loaned by Pittsburgh to Mexico City, March 27-September 5, 1997.
- On the 15-Day Disabled List, April 8-April 24, 1998, with a strained right groin.
- Contract was purchased by Yomiuri from Pittsburgh on March 31, 1999.
- On the 15-Day Disabled List, August 6-August 27, 2002, with a strained right groin.

- Acquired by Arizona as part of a four-team deal, also including Toronto and Oakland on December 15, 2002.
- Acquired by the Los Angeles Dodgers, along with cash considerations in exchange for outfielder Jereme Milons on August 19, 2004.
- Signed by the Los Angeles Dodgers as a free agent on December 8, 2004.
- On the 15-Day Disabled List, April 24-June 15, 2005, with bone spurs in his right shoulder.
- Signed by the Kansas City Royals as a free agent on December 12, 2005.
- Acquired by the Los Angeles Dodgers in exchange for lefthanded pitcher Odalis Perez, minor league righthanded pitchers Blake Johnson and Julio Pimental and cash considerations on July 25, 2006.
- On the 15-Day Disabled List, August 7-August 18, 2006, with a sprained left ankle.
- Acquired by the Milwaukee Brewers in exchange for outfielder Brady Clark and cash considerations on March 26, 2007.
- On the 15-Day Disabled List, May 24-August 1, 2007, with a strained right shoulder.
- Signed by the Colorado Rockies as a minor league free agent on August 10, 2007.
- Signed by the Pittsburgh Pirates as a minor league free agent on January 6, 2008.
- Signed by the Mexico City Red Devils as a free agent on April 10, 2008
- Signed by the Atlanta Braves as a free agent on August 29, 2008.
- Signed by the New York Mets as a minor league free agent on February 6, 2009.

YEAR	TEAM	W-L	ERA	G	GS	CG	SHO	SV	IP	H	R	ER	HR	HB	BB	SO	WP	BK
1993	Mexico City (Mexico)	3-1	2.35	14	0	0	0	2	31.0	31	8	8	0	0	5	16	0	0
1994	Mexico City (Mexico)	11-4	2.04	37	15	4	1	3	127.2	121	37	29	5	1	32	51	2	0
1995	Carolina (AA)	*15-8	*2.49	27	27	1	0	0	152.0	170	62	42	10	3	21	68	7	2
1996	Calgary (AAA)	2-2	3.15	6	6	0	0	0	34.1	40	14	12	5	1	15	15	2	1
	Mexico City (Mexico)	7-0	1.26	7	7	1	0	0	50.0	44	12	7	1	1	10	17	3	0
	PITTSBURGH (NL)	0-2	8.28	15	3	0	0	0	25.0	40	23	23	2	0	4	13	0	0
	Carolina (AA)	0-1	5.40	5	1	0	0	0	11.2	15	8	7	1	1	4	7	0	0
1997	Mexico City (Mexico)	16-5	3.56	26	25	3	1	0	159.1	156	73	63	1	5	51	61	4	0
	PITTSBURGH (NL)	0-0	0.00	3	0	0	0	0	3.1	2	0	0	0	1	0	2	0	0
1998	PITTSBURGH (NL)	2-6	5.67	43	5	0	0	0	74.2	90	50	47	10	0	25	43	1	0
	Nashville (AAA)	3-1	3.30	6	5	0	0	0	30.0	32	12	11	2	1	6	13	0	0
1999	Yomiuri (Japan-EL)	4-3	2.09	15	14	2	0	0	94.2	67	26	22	4	1	24	58	0	0
	Yomiuri (Japan-CL)	0-1	3.86	8	3	0	0	0	16.1	24	11	7	2	1	4	6	0	0
2000	Louisville (AAA)	2-0	3.18	4	4	0	0	0	22.2	24	10	8	1	0	7	14	1	0
	CINCINNATI (NL)	11-5	4.28	40	16	1	0	1	147.1	170	73	70	10	3	43	85	4	0
2001	CINCINNATI (NL)	10-14	4.48	34	34	1	1	0	205.0	221	103	102	32	1	56	128	4	1
2002	CINCINNATI (NL)	7-8	3.03	30	30	0	0	0	178.0	173	70	60	24	7	49	93	3	1
2003	ARIZONA (NL)	8-8	5.07	34	30	0	0	0	175.2	212	107	99	22	4	57	113	3	2
2004	ARIZONA (NL)	1-6	4.75	38	9	0	0	2	85.1	107	54	45	11	1	23	55	2	0
	LOS ANGELES (NL)	1-0	3.20	12	1	0	0	0	19.2	16	7	7	4	0	8	18	0	0
2005	LOS ANGELES (NL)	1-2	3.56	28	7	0	0	0	65.2	63	30	26	6	1	19	37	1	0
	Las Vegas (AAA)	0-0	3.38	3	3	0	0	0	8.0	6	3	3	1	0	2	6	0	0
2006	KANSAS CITY (AL)	5-7	4.50	43	0	0	0	2	54.0	63	31	27	4	1	13	36	2	0
	LOS ANGELES (NL)	0-1	4.70	19	0	0	0	0	23.0	23	12	12	4	0	9	16	1	0
	Las Vegas (AAA)	0-1	13.50	1	0	0	0	0	0.2	2	2	1	1	0	1	0	0	0
2007	MILWAUKEE (NL)	1-1	6.60	12	0	0	0	0	15.0	24	16	11	3	0	3	12	0	0
	Nashville (AAA)	1-0	1.54	3	3	0	0	0	11.2	7	2	2	0	0	0	10	0	0
	Colorado Springs (AAA)	1-0	0.00	1	0	0	0	0	3.0	1	0	0	0	0	1	1	0	0
	COLORADO (NL)	1-1	7.58	5	5	0	0	0	19.0	21	16	16	3	0	9	10	0	0
2008	Mexico City (Mexico)	10-2	4.03	20	19	0	0	0	105.0	129	51	47	10	4	17	51	2	0
	ATLANTA (NL)	0-1	22.50	4	0	0	0	0	4.0	10	10	10	1	0	4	2	0	0
2009	METS	0-0	3.31	28	0	0	0	0	32.2	24	12	12	5	2	10	14	1	0
	Buffalo (AAA)	3-2	2.31	27	0	0	0	11	35.0	26	9	9	2	0	9	28	0	2
2010	Buffalo (AAA)	5-0	2.12	13	0	0	0	6	17.0	20	4	4	0	0	3	18	0	0
	METS	4-2	2.30	53	0	0	0	0	47.0	41	14	12	4	3	16	6	16	0
	Minor League Totals	32-15	2.73	96	49	1	0	17	326.0	343	126	99	23	6	69	180	12	3
	American League Totals	5-7	4.50	43	0	0	0	2	54.0	63	31	27	4	1	13	36	2	0
	National League Totals	47-57	4.44	398	140	2	1	3	1120.1	1237	597	552	141	23	335	657	20	4
	Major League Totals	52-64	4.44	441	140	2	1	5	1174.1	1300	628	579	145	24	348	693	22	4

* - led league

- rehabilitation assignment

DIVISION SERIES

YEAR	TEAM	W-L	ERA	G	GS	CG	SHO	SV	INN	H	R	ER	HR	HBP	BB	SO	WP	BK
2004	Los Angeles/St. Louis	0-0	6.75	1	0	0	0	0	1.1	1	1	1	1	0	0	1	0	0
Division Series Totals		0-0	6.75	1	0	0	0	0	1.1	1	1	1	1	0	0	1	0	0

WORLD BASEBALL CLASSIC

YEAR	TEAM	W-L	ERA	G	GS	CG	SHO	SV	INN	H	R	ER	HR	HBP	BB	SO	WP	BK
2006	Mexico	0-0	0.00	2	0	0	0	0	4.0	3	0	0	0	0	0	1	0	0
2009	Mexico	1-0	1.35	2	1	0	0	0	6.2	5	2	1	0	0	0	3	0	0
World Baseball Classic Totals		1-0	0.84	4	1	0	0	0	10.2	8	2	1	0	0	0	4	0	0

MAJOR LEAGUE HITTING TOTALS

YEAR	TEAM	AVG	G	AB	R	H	2B	3B	HR	RBI	SH	SF	HBP	BB	SO	SB	CS	SLG	OBP	E
2010	METS	---	53	0	0	0	0	0	0	0	0	0	0	0	0	0	0	---	---	1
Career Totals		.163	445	240	14	39	4	1	0	16	38	0	0	22	65	0	0	.188	.233	4


Last Home Run—None

Most Hits, Game—2, five times, last, April 23, 2003, Arizona at Montreal

Most RBI, Game—2, May 7, 2002, Cincinnati vs. Milwaukee

CAREER FIELDING

POS	G	PO	A	E	PCT	TC	DP
P	441	66	174	4	.984	244	14



Height: 6-2 **Weight:** 216
Bats: Right **Throws:** Right

Age: 36
Birthdate: October 29, 1974
Birthplace: Nashville, TN
Resides: Nashville, TN

Major League Service:
 5 Years; 7 Days

Signed By:
 Mark Giegler (Texas)

How Obtained:
 Signed as a minor league free agent on January 5, 2010

Contract Status:
 Signed through 2010

Personal: Wife, Anne;
 Daughters, Mary Gabriel
 (2/1/02) and Lila Anne
 (6/21/03); Son, Elijah (8/14/06)



CAREER HIGHLIGHTS

2010

- Set career highs in wins, starts, innings, strikeouts, and complete games in his first season with the Mets.
- Finished seventh in the National League in ERA, fourth with a 1.99 home ERA (18 earned runs/81.1 innings) and third with a night ERA of 2.53 (33 earned runs/117.1 innings)...His walk per nine inning rate of 2.2 was the best of his career and the third-best mark in the NL.
- Finished the season with five starts where he did not walk a batter, after entering the season with only three starts for his career with no base on balls.
- Allowed just three runs and limited opponents to a .156 (14-90) batting average, with three extra-base hits and 22 strikeouts in the initial frame ...The .156 batting average was the best mark in the major leagues among qualifying pitchers.
- Threw a one-hitter, the 35th in franchise history, to beat the Phillies, 1-0, on August 13th at Citi Field...It was the second complete-game effort of Dickey's career and the only hit he allowed was a line-drive single by pitcher Cole Hamels...He struck out seven, one off his season-high, and walked one...Also paired with Johan Santana, who had thrown a shutout in his start the night before, to become the first Mets pitchers to post consecutive complete-game shutouts since Pedro Astacio and Jeff D'Amico tossed back-to-back two hitters on May 14 and May 15, 2002 at Los Angeles...The last pitcher to throw a complete-game one-hitter in a 1-0 victory with the only hit by the pitcher was Sandy Koufax on May 23, 1960...Bennie Daniels (a career .170 hitter) got the only Pittsburgh hit that night, a second-inning single.
- Finished with 11 wins even though he did not pick up his first win until May 25th, in the Mets' 46th game of the season...It's only the fifth time that a pitcher has reached double figures in wins for the Mets in a season in which he did not record a victory in any of the team's first 45 games (Bob Shaw, 1966; Rick Aguilera, 1985, 1986; Dwight Gooden, 1987).
- Set a Mets record and led all major league pitchers by handling 61 total chances without an error...Broke Tom Glavine's club record set in 2005, when the left-hander had 55 total errorless chances.
- Went 7-1 with a 1.74 ERA (13 earned runs/67.1 innings) in his first nine starts at Citi Field...That was the lowest ERA in franchise history through a pitcher's first nine home starts for the Mets.
- Finished with four, two-hit games, the most multiple-hit games in one year by a Mets pitcher since Mike Hampton had five in 2000 to tie the club record set by Dwight Gooden in 1985.
- Started the season with Buffalo (AAA) of the International League, where he threw a near perfect game...Set a Buffalo modern-day record when he retired 27 straight hitters on April 29th vs. Durham...Fernando Perez singled on an 0-2 pitch to start the game before Dickey set down the next 27 hitters in order...He needed just 90 pitches, throwing 68 for strikes in his second complete game of the season...Went 4-2 with a 2.23 ERA for the Bisons

R.A.'s Bests

WIN STREAK

6 games
 5/25/10-6/28/10

LOSS STREAK

5 games
 5/13/04-6/13/04

STRIKEOUTS, GAME

8 strikeouts
 two times, last, 8/24/10 vs. Florida

LONGEST OUTING, STARTER

9.0 innings
 three times, last, 8/13/10 vs. Philadelphia

LONGEST OUTING, RELIEVER

5.2 innings
 6/3/08, Seattle vs. Los Angeles (AL)

SCORELESS STREAK

18.0 innings
 7/20/10-8/31/10

MOST WALKS, GAME

5 walks
 three times, last, 7/5/08, Seattle vs. Detroit

FEWEST WALKS, COMPLETE GAME

1 walk
 two times, last, 8/13/10 vs. Philadelphia

LAST COMPLETE GAME

9/14/10 vs. Pittsburgh (Won, 9-1)

LAST COMPLETE GAME SHUTOUT

8/13/10 vs. Philadelphia (Won, 1-0)

FEWEST HITS, COMPLETE GAME

1 hit
 8/13/10 vs. Philadelphia (Won, 1-0)

R.A. DICKEY

- Had his contract selected from Buffalo (AAA) of the International League on May 19th...Made his first start that night at Washington...Received a no-decision in the 5-3 loss after going 6.0 innings.
- Became the first pitcher in Mets history to go 6-0 in his first seven starts with his 8.0 inning shutout win on June 23rd vs. Detroit...Previously three pitchers had gone 4-0 in their first five starts (Ray Sadecki, 1970; Harry Parker, 1973; and Terry Leach, who did it over a four-year span, 1982-1985)...No one other than Dickey went 5-0 in their first six starts.
- Established a career-high six-game winning streak from May 25th-June 23rd...During the streak, recorded a 2.23 ERA (10 earned runs/40.1 innings) and struck out 33...His previous winning streak was four straight games from August 3-August 20, 2003.
- Lasted 5.0 innings on June 28th at Florida, his first start this year he did not go 6.0 or more innings...That snapped a career-high streak of seven consecutive starts with at least 6.0 innings pitched...His previous high was five consecutive turns with at least 6.0 innings pitched while with Seattle from June 24-July 22, 2008...He went at least 7.0 innings in 13 turns this season, after this season with only 11 starts of that length or more.
- Allowed consecutive home runs to Melky Cabrera and Omar Infante in his start against Atlanta on July 9th to snap a career-high string of 45.1 innings without allowing a home run.
- His start on July 29th came on three-days rest...Became just the second pitcher over the past four seasons to start a game on short rest (no more than three days between starts) and throw more than 8.0 shutout innings...The other was Johan Santana who accomplished the feat in a 2-0 shutout win for the Mets against the Marlins on the next to last day of the 2008 season.
- Allowed a run in the second inning of his start on August 3rd to snap a career-best 18.0 inning scoreless streak...The streak dated back to the fifth inning of his start on July 20th at Arizona.
- Won a career high-setting 10th game on September 8th at Washington...Went 6.0 innings and allowed two runs, earned, on five hits in the Mets 3-2 victory...Did not walk a batter for the fourth time.
- Set a career-high with his second complete game of the season, beating the Pirates 9-1 at Citi Field on September 14th...Struck out four and allowed five hits...Also in that contest, he recorded his 95th strikeout to set a career-high...His previous best was 94 strikeouts in 2003 with Texas.

BACKGROUND

- Robert Allen (R.A.) Dickey is a 1993 graduate of Montgomery Bell Academy (TN) High School.
- Named an All-American in baseball his senior year.
- Attended the University of Tennessee (Knoxville) where he holds the school record for career wins (38)...Went 38-10 with a 3.40 ERA in his career for the Volunteers...Majored in English.
- Member of the bronze medal winning U.S. Olympic team at the 1996 Summer Games in Atlanta.
- Helped form a non-profit organization called Honoring Thy Father Mission, aimed at reaching out to school, athletic and church youth groups as well as missionary work in Latin American countries...Active in the Fellowship of Christian Athletes.

CAREER TRANSACTIONS

- Selected by the Texas Rangers in the first round (18th overall) of the 1996 Free Agent Draft.
- On the 15-Day Disabled List, June 26-July 19, 2004, with a strained right rhomboid ligament.
- On the 15-Day Disabled List, July 30-August 23, 2004, with an upper back strain.
- On the 15-Day Disabled List, April 13-May 25, 2005, with right triceps inflammation.
- Signed by the Milwaukee Brewers as a minor league free agent on January 12, 2007.
- Signed by the Minnesota Twins as a minor league free agent on November 30, 2007.
- Selected by the Seattle Mariners in Major League Baseball's Annual Rule V Draft on December 6, 2007...Was returned to Minnesota on March 29, 2008 then traded that same day to Seattle for minor league catcher Jair Fernandez.
- Signed by the Minnesota Twins as a minor league free agent on December 25, 2008.
- Signed by the New York Mets as a minor league free agent on January 5, 2010.

YEAR	TEAM	W-L	ERA	G	GS	CG	SHO	SV	IP	H	R	ER	HR	HB	BB	SO	WP	BK
1997	Charlotte (A)	1-4	6.94	8	6	0	0	0	35.0	51	32	27	8	0	12	32	5	3
1998	Charlotte (A)	1-5	3.30	57	0	0	0	38*	60.0	58	31	22	9	0	22	53	3	2
1999	Tulsa (AA)	6-7	4.55	35	11	0	0	10	95.0	105	60	48	13	2	40	59	9	0
	Oklahoma (AAA)	2-2	4.37	6	2	0	0	0	22.2	23	12	11	1	1	7	17	2	0
2000	Oklahoma (AAA)	8-9	4.49	30	23	2	0	1	158.1	167	83	79	13	7	65	85	5	2
2001	TEXAS (AL)	0-1	6.75	4	0	0	0	0	12.0	13	9	9	3	0	7	4	1	0
	Oklahoma (AAA)	11-7	3.75	24	24	3	0	0	163.0	164	77	68	14	7	45	120	3	0
2002	Oklahoma (AAA)	8-7	4.09	37	19	1	0	0	154.0	176	81	70	8	4	47	109	5	0
2003	Oklahoma (AAA)	1-1	1.20	3	2	0	0	0	15.0	14	3	2	1	0	3	4	0	0
	TEXAS (AL)	9-8	5.09	38	13	1	1	1	116.2	135	68	66	16	5	38	94	5	2
2004	Frisco (AA)#	1-1	1.98	4	4	0	0	0	13.2	16	5	3	0	0	1	9	0	0
	TEXAS (AL)	6-7	5.61	25	15	0	0	1	104.1	136	77	65	17	4	33	57	5	1
2005	Oklahoma (AAA)	10-6	5.99	19	17	1	0	0	121.2	152	88	81	12	8	39	81	9	2
	TEXAS (AL)	1-2	6.67	9	4	0	0	0	29.2	29	23	22	4	2	17	15	2	0
2006	TEXAS (AL)	0-1	18.90	1	1	0	0	0	3.1	8	7	7	6	0	1	1	0	0
	Oklahoma (AAA)	9-8	4.92	22	19	3	1	1	131.2	134	80	72	17	11	46	61	6	2
2007	Nashville (AAA)	13-6*	3.72	31	22	3	0	0	169.1	159	80	70	18	7	60	119	12	0
2008	Tacoma (AAA)	2-5	3.44	7	7	0	0	0	49.2	58	25	19	2	3	8	30	2	0
	SEATTLE (AL)	5-8	5.21	32	14	0	0	0	112.1	124	65	65	15	2	51	58	11	1
2009	MINNESOTA (AL)	1-1	4.62	35	1	0	0	0	64.1	74	34	33	8	4	30	42	4	0
	Rochester (AAA)	2-1	5.13	5	5	1	1	0	33.1	39	20	19	1	0	9	18	4	0
2010	Buffalo (AAA)	4-2	2.23	8	8	2	1	0	60.2	55	21	15	3	3	8	37	4	1
	METS	11-9	2.84	27	26	2	1	0	174.1	165	62	55	13	4	42	104	11	0
Minor League Totals		79-71	4.25	296	169	16	3	50	1283.0	1371	698	606	120	53	412	834	69	12
American League Totals		22-28	4.70	144	48	1	1	2	442.2	684	283	267	69	17	177	271	28	4
National League Totals		11-9	2.84	27	26	2	1	0	174.1	165	62	55	13	4	42	104	11	0
Major League Totals		33-37	4.70	171	74	3	2	2	617.0	684	345	322	82	21	219	375	39	4

* - led league

- rehabilitation assignment

MAJOR LEAGUE HITTING TOTALS

YEAR	TEAM	AVG	G	AB	R	H	2B	3B	HR	RBI	SH	SF	HBP	BB	SO	SB	CS	SLG	OBP	E
2010	METS	.255	27	51	7	13	2	0	0	5	7	0	0	3	8	0	0	.294	.296	0
Career Totals		.268	171	56	8	15	2	0	0	5	7	0	0	3	8	0	0	.304	.305	3

Last Home Run—None

Most Hits, Game—2, four times, last, September 8, 2010 at Washington

Most RBI, Game—2, August 29, 2010 vs. Houston

CAREER FIELDING

POS	G	PO	A	E	PCT	TC	DP
P	171	43	121	3	.982	167	7



**LUCAS
DUDA**

Outfielder
21

Height: 6-4 **Weight:** 240
Bats: Left **Throws:** Right

Age: 24
Birthdate: February 3, 1986
Birthplace: Riverside, CA
Resides: Riverside, CA

Major League Service:
0 Years, 33 Days

Signed By:
Steve Leavitt

How Obtained:
Selected in the seventh round
of the 2007 First-Year Player
Draft

Contract Status:
Signed through 2010

Personal: Single



CAREER HIGHLIGHTS

2010

- Was named the Sterling Organizational Player of the Year...Finished the season tied for the Mets minor league lead in home runs.
- Was awarded the Stan Barron MVP Award from the Buffalo Bisons on September 2nd.
- Had his contract selected by the Mets on September 1st.
- Collected his first major league hit on September 3rd at Chicago...The RBI double off Randy Wells tied the game at 4-4 in the sixth inning.
- Hit his his first major league home run on September 17th vs. Atlanta...It was a solo home run off Tommy Hanson.
- Began his major league career 1-34 (.029)...Hit .314 (16-50) to end the season.
- Ten of his 17 hits with the Mets went for extra bases...Hit four home runs over his last 12 starts.
- Began the season with Binghamton (AA) of the Eastern League.
- Collected a season-high six RBI on April 16th at New Hampshire.
- Promoted to Buffalo (AAA) of the International League on June 14th.
- During his time with Buffalo, he led the International League with 42 extra-base hits.
- Hit over .300 in all three months with Buffalo...Hit nine of his 17 home runs in 26 July games.
- Tied the all-time Buffalo franchise record by hitting a home run in five consecutive games from June 28th-July 2nd.
- Had 25 multi-hit games in 70 games with Buffalo...Also had 15 games with multiple RBI.
- Scored a run in eight straight games (11 overall) from August 2nd-August 10th.

2009

- Spent the season with Binghamton (AA) of the Eastern League before having his season cut short due to a right knee strain which forced him to the Disabled List on August 13th.
- Hit .320 (88-275) with nine home runs and 46 RBI against righthanded pitchers.
- Finished second on his team in RBI and tied for second in home runs.
- Hit in 19 straight games from July 1st-July 21st...Hit .342 (25-73) with six doubles, two home runs and 11 RBI over that span.
- Made 48 starts at first base, 41 in leftfield and appeared 19 games as the designated hitter with the B-Mets.

2008

- Spent the entire season with St. Lucie (A) of the Florida State League...Led the team in hits, doubles, home runs, RBI and games played.
- Collected the first four-hit performance of his professional career with a 4-5 effort on April 17th at Brevard County...Also collected four RBI in that game.

2007

- Spent his first professional season with Brooklyn (A) of the New York-Penn League.
- Set a franchise record with a 17-game hitting streak from August 16th-September 2nd...Hit .438 (28-64) over that span.
- Went 2-4 in the first game of the playoffs against the Staten Island Yankees including a two-run home run that tied the game at 4-4 and a two-RBI single in the ninth inning that led the Cyclones to an 8-4 win.

Lucas' Bests

HITS, GAME

2 hits
five times, last, 10/2/10 vs. Washington

HOME RUNS, GAME

1 home run
four times, last, 10/2/10 vs. Washington

MULTI-HOME RUN GAMES

None

LEADOFF HOME RUNS

None

INSIDE-THE-PARK HOME RUNS

None

WALK-OFF HOME RUNS

None

PINCH-HIT HOME RUNS

None

RBI, GAME

3 RBI
9/25/10 at Philadelphia

STOLEN BASES, GAME

None

HITTING STREAK

3 games
9/16/10-9/18/10

GRAND SLAMS

None

BACKGROUND

- Lucas Christopher Duda graduated from Arlington High School in Riverside, CA...Was named the CIF Division I Player of the Year following his senior year after hitting .493 with nine home runs and 33 RBI.
- Played three years at the University of Southern California...Made 51 of 53 starts in leftfield during his junior season... Hit seven home runs and drove in 34 during his final season with the Trojans.
- Was a member of the 2004 CIF Division I Championship team...Earned the save at Dodger Stadium in the Championship Game.

CAREER TRANSACTIONS

- Selected by the New York Mets in the seventh round of the 2007 First-Year Player Draft.

YEAR	TEAM	AVG	G	AB	R	H	2B	3B	HR	RBI	SH	SF	HBP	BB	SO	SB	CS	SLG	OBP	E
2007	Brooklyn (A)	.299	67	234	32	70	20	3	4	32	0	1	5	34	45	3	5	.398	.462	6
2008	St. Lucie (A)	.263	133	483	58	127	26	3	11	66	0	3	7	66	129	2	7	.358	.398	8
2009	Binghamton (AA)	.281	110	395	49	111	29	1	9	53	1	5	5	61	91	2	2	.380	.428	4
2010	Binghamton (AA)	.286	45	161	30	46	17	0	6	34	0	1	6	29	27	1	0	.503	.411	2
	Buffalo (AAA)	.314	70	264	44	83	23	2	17	53	0	1	2	31	57	0	0	.610	.389	3
	METS	.202	29	84	11	17	6	0	4	13	0	1	1	6	22	0	0	.417	.261	0
	Minor League Totals	.284	425	1537	213	437	115	9	47	238	1	11	25	221	349	8	14	.463	.381	23
	Major League Totals	.202	29	84	11	17	6	0	4	13	0	1	1	6	22	0	0	.417	.261	0

* - led league
- rehabilitation assignment

CAREER FIELDING

POS	G	PO	A	E	PCT.	TC	DP
OF	24	32	1	0	1.000	33	1



Height: 6-2 **Weight:** 219
Bats: Right **Throws:** Right

Age: 24
Birthdate: January 30, 1986

Birthplace: Phoenix, AZ
Resides: Phoenix, AZ

Major League Service:
 1 Year, 25 Days

Signed By:
 Dave Birecki

How Obtained:
 Selected in the fifth round of
 the 2004 First-Year Player
 Draft

Contract Status:
 Signed through 2010

Personal: Wife, Anne



CAREER HIGHLIGHTS

2010

- Was with the Mets twice during the season; July 9th-July 15th and September 4th-the end of the year.
- Made five starts for the Mets, four in leftfield and one in rightfield.
- Tied a career-high with three hits at Philadelphia on September 26th...Also had three hits in his first major league game at Colorado, May 25, 2008.
- Became the first Mets player to play all three outfield positions since Timo Perez (September 7, 2003 at Philadelphia) when he accomplished the feat September 28th vs. Milwaukee.
- Hit .357 (5-14) as a pinch-hitter.
- Compiled a .357 (10-28) batting average over his last 15 games.
- On September 8th his pinch-hit double in the seventh inning scored Josh Thole with the deciding run in a 3-2 victory at Washington.
- Had a one-out, pinch-hit single in the 10th inning on September 13th vs. Pittsburgh to give the Mets a 1-0 triumph.
- Belted his lone home run of the year, September 14th vs. Pittsburgh (off Zach Duke).
- Began the year with Binghamton (AA) of the Eastern League and joined Buffalo (AAA) of the International League on July 30th.
- Reached base safely in a Buffalo season's high 23-straight games from August 5th-August 28th...Hit .315 (28-89) with 12 walks during the streak.
- Was on base in 34 of the 37 games he played for the Bisons.
- Went 2-4 with two doubles and four RBI, August 2nd vs. Lehigh Valley.
- Hit three home runs in a four-game span, August 20th-August 22nd.
- Had 10 games with two hits and three contests with three hits.
- Named to the Eastern League's mid-season All-Star Game but did not play because he had been recalled by the Mets.
- Was selected the EL's Hitter of the Week for the week ending April 18th.
- Collected four hits vs. Portland on April 21st and vs. Akron on June 26th...Also put together 20 games with two hits and six games with three hits.



Nick's Bests



HITS, GAME

3 hits
 two times, last, 9/26/10 at Philadelphia

HOME RUNS, GAME

1 home run
 four times, last, 9/14/10 vs. Pittsburgh

MULTI-HOME RUN GAMES

None

LEADOFF HOME RUNS

None

INSIDE-THE-PARK HOME RUNS

None

WALK-OFF HOME RUNS

None

PINCH-HIT HOME RUNS

None

RBI, GAME

2 RBI
 six times, last, 9/26/10 at Philadelphia

STOLEN BASES, GAME

None

HITTING STREAK

5 games
 6/30/09-7/4/09

GRAND SLAMS

None

BACKGROUND

- Nicholas R. (Nick) Evans graduated from St. Mary's High School in Phoenix, Arizona.
- Played four years of baseball and one year of golf while at St. Mary's High School.
- Had a full baseball scholarship to Texas Tech but elected to sign with the Mets.
- Married the former Anne Gluvna on January 9, 2010.

CAREER TRANSACTIONS

- Was selected by the New York Mets in the fifth round of the June 2004 First-Year Player Draft.

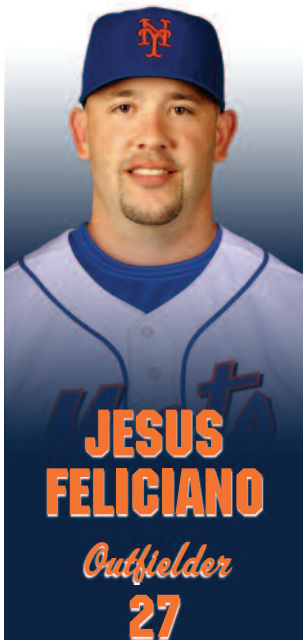
YEAR	TEAM	AVG.	G	AB	R	H	2B	3B	HR	RBI	SH	SF	HBP	BB	SO	SB	CS	SLG	OBP	E
2004	GC Mets (R)	.258	50	182	36	47	10	3	7	27	0	0	0	14	51	3	2	.462	.311	3
2005	Kingsport (A)	.344	15	64	11	22	7	0	6	22	0	0	0	4	17	1	0	.734	.382	0
	Brooklyn (A)	.252	57	226	30	57	11	3	6	33	0	2	0	17	34	0	1	.407	.302	7
2006	Hagerstown (A)	.254	137	511	55	130	33	3	15	67	0	3	6	45	99	2	0	.419	.320	15
2007	St. Lucie (A)	.286	103	378	65	108	25	1	15	54	2	4	3	53	64	3	0	.476	.374	8
2008	Binghamton (AA)	.311	75	296	52	92	18	7	14	53	0	3	1	26	64	2	1	.561	.365	7
	METS	.257	50	109	18	28	10	0	2	9	0	2	1	7	24	0	0	.404	.303	0
2009	Binghamton (AA)	.276	25	105	16	29	9	1	3	9	0	0	2	10	22	2	0	.467	.350	1
	Buffalo (AAA)	.211	66	237	27	50	12	3	10	30	0	1	0	23	55	0	0	.414	.280	2
	METS	.231	30	65	5	15	5	1	1	7	0	0	0	4	20	0	0	.385	.275	1
2010	Binghamton (AA)	.294	88	347	62	102	30	0	17	55	0	3	1	40	65	0	1	.527	.366	0
	Buffalo (AAA)	.314	37	140	26	44	14	1	6	25	1	0	1	15	23	0	0	.557	.385	3
	METS	.306	20	36	5	11	3	0	1	5	0	0	0	1	10	0	0	.472	.324	0
Minor League Totals		.274	653	2486	380	681	169	22	99	375	3	16	14	247	494	13	5	.479	.341	43
Major League Totals		.257	100	210	28	54	18	1	4	21	0	2	1	12	54	0	0	.410	.298	1

* - led league

- rehabilitation assignment

CAREER FIELDING

POS	G	PO	A	E	PCT.	TC	DP
1B	8	43	2	1	.978	46	4
OF	48	66	3	0	1.000	69	0



Height: 5-10 **Weight:** 190
Bats: Left **Throws:** Left

Opening Day Age: 31
Birthdate: June 6, 1979
Birthplace: Bayamon, PR
Resides: Bayamon, PR

Major League Service:
 0 Years, 77 Days

Signed By:
 Eddie Rodriguez & Camillo Pasqual (Los Angeles-NL)

How Obtained:
 Signed as a minor league free agent on February 1, 2007

Contract Status:
 Signed through 2010

Personal: Single



CAREER HIGHLIGHTS

2010

- Had his contract selected on June 8th from Buffalo (AAA) of the International League...Optioned back to Buffalo on July 11th...Recalled for a second time on July 30th...Was optioned back to Buffalo on August 7th...Recalled once again on August 22nd...Optioned to Buffalo for the third time on August 27th...Was recalled for the fourth and final time on September 6th.
- Made his major league debut on June 10th vs. San Diego (Game One)... Started the game in centerfield and went 0-4...Had appeared in 1,271 minor league games and 22 games in the Mexican League before having his contract selected by the Mets on June 8th...At the time of his promotion, he led the International League in hitting with a .385 (72-187) average.
- Collected his first major league hit, June 13th at Baltimore off Kevin Millwood.
- Recorded his first big league RBI on June 23rd vs. Detroit...Entered the game as a pinch-hitter and drove in Ruben Tejada with a ground out to second base.
- Set a career-high with three hits on June 24th...Also picked up his first career extra-base hit in that contest.
- Tied his career high with three hits on June 27th vs. Minnesota.
- Recorded the first stolen base of his career on June 30th at Florida.
- Threw out George Kottaras at home plate on September 28th vs. Milwaukee for the first outfield assist of his career.

Jesus' Bests

HITS, GAME

3 hits
 two times, last, 6/27/10 vs. Minnesota

HOME RUNS, GAME

None

MULTI-HOME RUN GAMES

None

LEADOFF HOME RUNS

None

INSIDE-THE-PARK HOME RUNS

None

WALK-OFF HOME RUNS

None

PINCH-HIT HOME RUNS

None

RBI, GAME

1 RBI
 three times, last, 10/2/10 vs. Washington

STOLEN BASES, GAME

1 stolen base
 6/30/10 at Florida

HITTING STREAK

3 games
 6/30/10-7/4/10

GRAND SLAMS

None

BACKGROUND

- Jesus Feliciano attended Adademia Discipulos de Cristo High School in Bayamon, Puerto Rico...Played baseball and volleyball.
- Attended Miami-Dade Community College and hit .400 during his only season.
- His father, Jesus, played for the Puerto Rican National Team for 16 years... Represented Puerto Rico as a member of the baseball team in the 1988 and 1992 Olympics...Was the flag bearer for the 1988 Olympics Opening Ceremonies in Seoul, Korea.

CAREER TRANSACTIONS

- Selected by the Los Angeles Dodgers in the 36th round of the June 1997 Free Agent Draft.
- Signed by the Tampa Bay Devil Rays as a minor league free agent on June 9, 2003.
- Signed by Oaxaca of the Mexican League as a free agent on March 1, 2005.
- Signed by the Washington Nationals as a minor league free agent on May 4, 2005.
- Signed by the New York Mets as a minor league free agent on February 1, 2007.

YEAR	TEAM	AVG	G	AB	R	H	2B	3B	HR	RBI	SH	SF	HBP	BB	SO	SB	CS	SLG	OBP	E
1998	Yakima (A)	.305	73	*302	47	92	7	1	0	26	2	4	3	32	37	34	10	.334	.372	5
1999	Vero Beach (A)	.254	98	370	44	94	13	0	0	21	2	2	4	29	38	20	10	.289	.314	4
2000	San Bernardino (A)	.289	114	405	56	117	13	3	0	43	8	3	1	32	41	31	11	.336	.340	1
2001	Vero Beach (A)	.262	116	401	48	105	11	3	3	29	4	2	4	31	35	22	10	.327	.320	0
2002	Jacksonville (AA)	.237	100	245	32	58	5	1	0	13	4	2	3	13	28	10	10	.265	.281	1
2003	Jacksonville (AA)	.148	37	81	7	12	0	0	1	4	0	1	1	11	16	2	3	.185	.255	0
2003	Orlando (AA)	.279	72	251	31	70	11	0	1	21	6	1	3	15	25	7	1	.335	.326	3
2004	Montgomery (AA)	.204	28	93	10	19	2	0	1	4	1	1	1	4	16	0	1	.258	.242	2
	Bakersfield (A)	.303	70	251	41	76	13	3	0	23	9	3	1	18	20	9	4	.378	.348	0
2005	Guerreros de Oaxaca (MEX)	.300	22	100	16	30	8	2	0	9	0	0	0	4	9	2	3	.420	.327	1
	Harrisburg (AA)	.280	87	322	50	90	13	2	2	24	6	3	2	14	35	10	6	.351	.311	2
2006	Harrisburg (AA)	.230	64	178	15	41	3	0	1	13	3	1	1	10	15	3	5	.264	.274	1
2007	New Orleans (AAA)	.315	90	235	35	74	11	0	4	26	1	3	1	21	24	5	2	.413	.369	4
2008	New Orleans (AAA)	.308	139	509	70	157	21	4	3	55	4	5	8	41	57	12	14	.383	.366	2
2009	Buffalo (AAA)	.311	130	495	57	*154	30	1	1	42	4	4	5	25	44	13	5	.382	.348	2
2010	Buffalo (AAA)	.339	89	336	55	114	18	1	1	28	3	3	6	21	35	6	5	.408	.385	0
	METS	.231	54	108	12	25	4	1	0	3	3	1	1	6	12	1	0	.287	.276	0
Minor League Totals		.285	1307	4474	598	1273	171	19	18	372	57	38	44	317	466	184	97	.343	.335	28
Major League Totals		.231	54	108	12	25	4	1	0	3	3	1	1	6	12	1	0	.287	.276	0

* - led league

- rehabilitation assignment

WORLD BASEBALL CLASSIC

YEAR	TEAM	AVG	G	AB	R	H	2B	3B	HR	RBI	SH	SF	HP	BB	SO	SB	CS	OBP	SLG	E
2009	Puerto Rico	.375	6	16	2	6	1	0	0	1	0	0	0	2	3	0	0	.444	.438	0
WBC Totals		.375	6	16	2	6	1	0	0	1	0	0	0	2	3	0	0	.444	.438	0

CAREER FIELDING

POS	G	PO	A	E	PCT.	TC	DP
OF	35	52	1	0	1.000	53	0



Height: 5-10 **Weight:** 192
Bats: Left **Throws:** Left

Age: 34
Birthdate: August 25, 1976
Birthplace: Rio Piedras, PR
Resides: Dorado, PR

Major League Service:
 6 Years, 59 Days

Signed By:
 Eddy Rodriguez (Los Angeles-NL)

How Obtained:
 Signed as a free agent on
 December 19, 2005

Contract Status:
 Signed through 2010

Personal: Wife, Wanda; Son,
 Josker (7/19/02) and
 Daughter, Josophy (6/29/07)



CAREER HIGHLIGHTS

2010

- For the third straight year established a franchise record in appearances...His 92 outings led the majors...Broke his own franchise record with his 89th appearance on September 28th vs. Milwaukee.
- Finished tied for fourth place on the all-time single-season games pitched list with the Dodgers' Mike Marshall (1973)...The Pirates' Kent Tekulve (1979) and Pittsburgh's Salomon Torres (2006) are tied for second with 94...Marshall is first with 106 games in 1974.
- Set a major league record for most games pitched over a three-year span (266 games from 2008-2010) and most appearances over a four-year period (344 games from 2007-2010).
- Was tied for fifth in the National League and tied for 10th in the majors with 23 holds...His 23 holds were the fifth-most in a single season by a Mets reliever...He has 98 career holds extending his all-time franchise record.
- Over the last three years, he ranks third in the majors with 67 holds...Cincinnati's Arthur Rhodes is second with 75 and Minnesota's Matt Guerrier is first with 76.
- Was tied for second in the majors with Philadelphia's Ryan Madson and San Diego's Luke Gregerson with 11 holds from August 15th through the end of the year...San Diego's Mike Adams was first with 13 holds during that span.
- Appeared in 22 games in September which set a major league record for games pitched in a calendar month...He broke the old mark of 21 set by the Dodgers' Mike Marshall in July, 1975 and matched by the Giants' Gary Lavelle in August, 1984.
- Moved into second place on the team's all-time games pitched list with 459 outings...John Franco is first with 695 games...Feliciano moved past Jesse Orosco, Jerry Koosman and Tom Seaver this year...Moved into sole possession of second place with his 402nd outing on June 10th vs. San Diego.
- Constructed a 2.34 ERA (nine earned runs/34.2 innings) before the All-Star break and a 4.50 ERA (14 earned runs/28.0 innings) in the second half.
- Held lefthanded batters to a .211 (26-123) batting average, tied for the 16th-lowest mark in the National League (minimum 120 at-bats)...Righties hit .336 (40-119) off him.
- Allowed nine of 50 inherited runners to score (18 percent).
- Surrendered a career-low one home run all year...Cincinnati's Orlando Cabrera hit a 10th-inning walkoff home run on May 5th...Finished the year without allowing a home run over his final 49.2 innings (225 plate appearances).
- Worked 62.2 innings, the second-most of his career...Hurled 64.0 innings in 2007...Also had a career-high six losses...Previously had lost four games twice (2008 and 2009).
- Lost consecutive appearances twice during the year: June 29th at Florida on a walkoff single by Dan Uggla and July 1st at Washington and July 25th at Los Angeles (NL) and July 28 vs. St. Louis.
- Has posted a 4-2 mark with a 2.67 ERA (19 earned runs/64.0 innings) over the last two years at Citi Field.
- Had a 9.1 scoreless inning streak from August 31st-September 15th, spanning 13 outings...Also had a 6.1 scoreless inning span over 12 games, May 23rd-June 15th.
- Fired a season-high 2.0 innings on June 18th against the Yankees at Yankee Stadium...Did not allow a run and struck out two batters...It was his longest outing since September 3, 2009 at Colorado.
- Notched three victories during the year: May 4th at Cincinnati, June 6th at Florida and August 18th at Houston...In each of those wins, he pitched 0.1 of an inning.
- Went 1-3 with a 5.74 ERA (10 earned runs/15.2 innings) from July 1st-August 31st.

Pedro's Bests

WIN STREAK

7 games
 7/7/06-4/9/07

LOSS STREAK

4 games
 6/29/10-7/28/10

STRIKEOUTS, GAME

5 strikeouts
 three times, last, 9/1/07 at Atlanta

LONGEST OUTING

5.0 innings
 6/28/03 at New York (AL)

SCORELESS STREAK

14.2 innings
 8/4/06-9/24/06

MOST WALKS, GAME

4 walks
 6/28/03 at New York (AL)

CAREER TRANSACTIONS

- Selected by the Los Angeles Dodgers in the 31st round of the June 1995 Free Agent Draft.
- Signed by the Cincinnati Reds as a six-year minor league free agent on December 21, 2001.
- Acquired by the Mets, along with minor league outfielder Elvin Andujar and two players-to-be-named later (outfielders Raul Gonzalez and Brady Clark), in exchange for lefthanded pitcher Shawn Estes and cash on August 15, 2002.
- Claimed off waivers by the Detroit Tigers on October 11, 2002.
- Signed by the New York Mets as a free agent on December 16, 2002.
- Had his contract sold to the Fukuoka Softbank Hawks of the Japanese Pacific League on January 21, 2005.
- Signed by the New York Mets as a minor league free agent on December 19, 2005.

YEAR	TEAM	W-L	ERA	G	GS	CG	SHO	SV	IP	H	R	ER	HR	HB	BB	SO	WP	BK	
1995	Great Falls (R)	0-0	13.50	6	0	0	0	0	6.2	12	12	10	0	0	7	9	4	2	
1996	Great Falls (R)	2-3	5.71	22	1	0	0	3	41.0	50	36	26	1	3	26	39	4	3	
1997	Savannah (A)	3-7	2.64	36	9	1	0	4	105.2	90	45	31	11	1	39	94	6	4	
	Vero Beach (A)	0-0	4.50	1	0	0	0	0	2.0	3	1	1	1	0	0	1	0	0	
1998	Vero Beach (A)	2-5	4.61	22	10	0	0	2	68.1	68	44	35	8	2	30	51	2	0	
1999																			
2000	Vero Beach (A)	4-5	3.82	25	2	0	0	0	61.1	76	31	26	4	5	24	48	3	0	
	San Antonio (AA)	0-0	1.93	9	0	0	0	2	9.1	7	2	2	0	1	4	11	0	2	
	Albuquerque (AAA)	0-0	18.00	1	0	0	0	0	1.0	3	3	2	2	0	1	2	0	0	
2001	Jacksonville (AA)	5-4	1.94	54	0	0	0	17	60.1	41	14	13	3	3	11	55	2	0	
	Las Vegas (AAA)	0-1	7.27	6	0	0	0	0	8.2	16	11	7	2	1	5	5	1	0	
2002	Chattanooga (AA)	2-1	2.56	28	0	0	0	4	38.2	33	14	11	1	3	11	26	0	0	
	Louisville (AAA)	1-1	3.04	20	0	0	0	0	26.2	35	10	9	3	1	4	19	0	0	
	Norfolk (AAA)	0-0	7.00	5	0	0	0	2	9.0	14	7	7	1	0	1	11	1	0	
	METS	0-0	7.50	6	0	0	0	0	6.0	9	5	5	0	0	1	4	0	0	
2003	Norfolk (AAA)	3-2	3.97	15	0	0	0	1	22.2	20	10	10	3	0	6	18	0	0	
	METS	0-0	3.35	23	0	0	0	0	48.1	52	21	18	5	3	21	43	3	1	
2004	Norfolk (AAA)	4-3	5.30	32	0	0	0	2	35.2	35	25	21	4	4	15	25	3	0	
	METS	1-1	5.40	22	0	0	0	0	18.1	14	12	11	2	1	12	14	1	0	
2005	Fukuoka (Japan)	3-2	3.89	37	-	0	0	0	37.0	30	17	16	5	6	13	36	0	0	
2006	METS	7-2	2.09	64	0	0	0	0	60.1	56	15	14	4	3	20	54	1	0	
	Norfolk (AAA)#	0-0	6.23	3	0	0	0	0	4.1	4	3	3	1	0	1	5	0	0	
2007	METS	2-2	3.09	78	0	0	0	2	64.0	47	26	22	3	5	31	61	1	1	
2008	METS	3-4	4.05	*86	0	0	0	2	53.1	57	24	24	7	3	26	50	2	0	
2009	METS	6-4	3.03	*88	0	0	0	0	59.1	51	25	20	7	0	18	59	2	1	
2010	METS	3-6	3.30	*92	0	0	0	0	62.2	66	24	23	1	6	30	56	1	0	
	Minor League Totals	26-32	3.84	285	22	1	0	37	501.1	507	268	214	45	24	185	419	26	11	
	Japanese League Totals	3-2	3.89	37	-	0	0	0	37.0	30	17	16	5	6	13	36	0	0	
	Major League Totals	22-19	3.31	459	0	0	0	4	372.1	352	152	137	29	21	159	341	11	3	

* - led league

- rehabilitation assignment

DIVISION SERIES

YEAR	TEAM/OPPONENT	W-L	ERA	G	GS	CG	SHO	SV	IP	H	R	ER	HR	HB	BB	SO	WP	BK
2006	METS/LOS ANGELES	1-0	0.00	3	0	0	0	0	1.2	0	0	0	0	0	2	2	0	0
	Division Series Totals	1-0	0.00	3	0	0	0	0	1.2	0	0	0	0	0	2	2	0	0

LEAGUE CHAMPIONSHIP SERIES

YEAR	TEAM/OPPONENT	W-L	ERA	G	GS	CG	SHO	SV	IP	H	R	ER	HR	HB	BB	SO	WP	BK
2006	METS/ST. LOUIS	0-0	3.00	3	0	0	0	0	3.0	2	1	1	1	0	0	1	1	0
	LCS Totals	0-0	3.00	3	0	0	0	0	3.0	2	1	1	1	0	0	1	1	0

WORLD BASEBALL CLASSIC


YEAR	TEAM	W-L	ERA	G	GS	CG	SHO	SV	IP	H	R	ER	HR	HB	BB	SO	WP	BK
2006	Puerto Rico	0-0	0.00	3	0	0	0	0	2.1	0	0	0	0	0	1	1	0	0
2009	Puerto Rico	0-0	0.00	4	0	0	0	0	3.0	2	0	0	0	0	2	3	0	0
WBC Totals		0-0	0.00	7	0	0	0	0	5.1	2	0	0	0	0	3	4	0	0

MAJOR LEAGUE HITTING TOTALS

YEAR	TEAM	AVG.	G	AB	R	H	2B	3B	HR	RBI	SH	SF	HBP	BB	SO	SB	CS	SLG	OBP	E
2009	METS	---	88	0	0	0	0	0	0	0	0	0	0	1	0	0	0	---	1.000	0
Career		.000	367	6	0	0	0	0	0	0	1	0	0	2	2	0	0	.000	.250	6

CAREER FIELDING

POS	G	PO	A	E	PCT.	TC	DP
P	459	27	77	7	.937	111	7



DILLON GEE

Pitcher

35

Height: 6-1 **Weight:** 195
Bats: Right **Throws:** Right

Age: 24
Birthdate: April 28, 1986
Birthplace: Cleburne, TX
Resides: Cleburne, TX

Major League Service:
0 Years, 28 Days

Signed By:
Ray Corbett

How Obtained:
Selected in the 21st round of the 2007 First-Year Player Draft

Contract Status:
Signed through 2010

Personal: Wife, Carianne



CAREER HIGHLIGHTS

2010

- Spent the majority of the season with Buffalo (AAA) of the International League before having his contract selected by the Mets on September 6th...Made his major league debut on September 7th at Washington.
- Became the third Mets pitcher to take a no-hitter into the sixth inning in his major league debut, with all three coming against Montreal/Washington... Gee surrendered a home run to Willie Harris, the first batter he faced in the sixth inning, which was the first hit allowed...Randy Sterling threw 5.1 no-hit innings on September 16, 1974 at Montreal and Brian Bannister tossed 5.1 no-hit frames on April 5, 2006 vs. Washington... Over the last five seasons only two other pitchers have taken a no-hit bid into the sixth inning of their major league debuts: Johnny Cueto worked 5.0 hitless innings for the Reds vs. Arizona on April 3, 2008 and Bannister's performance in 2006.
- Also became the second Mets pitcher in franchise history to pitch 7.0 or more innings and allow two or fewer hits in his major league debut...Jason Istringhausen surrendered two hits and two runs over 7.0 innings vs. the Cubs on July 17, 1995.
- Beat the Phillies, 5-2, on September 25th at Philadelphia...Went 7.0 innings and allowed five hits and two runs, earned, with two walks and five strikeouts...Became the fourth player in team history to begin his major league career with four consecutive games in which he pitched at least 6.0 innings and allowed no more than three runs in any of those appearances...Ron Darling accomplished the feat in his first seven games (five in 1983, two in 1984), while Gary Gentry (1969) and Jason Jacome (1994) debuted with four-game streaks.
- Collected an RBI single in his first major league at-bat in the second inning on September 7th at Washington (off Yunesky Maya)...Became the first Mets pitcher to record an RBI in his major league debut and the seventh pitcher in team history to collect a hit in his major league debut, joining Tom Seaver, Nino Espinosa, Walt Terrell, Ron Darling, David West and Jason Roach...Went 0-20 at the plate with Buffalo this season and was 2-31 (.065) during his minor league career.
- Picked up a hit in his first two starts to become the eighth Mets pitcher to have at least one hit in his first two games with the club and the first since Brian Stokes in 2008...Became the second Mets pitcher to do it in his first two major league games...Walt Terrell did it in 1982.
- Led all of Triple-A with 165 strikeouts while making 28 starts for Buffalo (AAA)...Also set the Buffalo modern-day mark for strikeouts in a season breaking Vicente Palacios' record of 137 set in 1990...The 165 strikeouts also set a career-best, breaking his old mark of 114, set in 2008 between St. Lucie (A) of the Florida State League and Binghamton (AA) of the Eastern League.
- Set a minor league career high with 13 wins, breaking his old mark of 10 set in 2008 between St. Lucie (A) and Binghamton (AA)...His 13 wins ranked second in the IL at the time of his promotion, one behind leader Richard De Los Santos of Durham...The rookie righthander became the first Buffalo pitcher to win 13 games since Jason Jacome went 14-2 in 1998.

Dillon's Bests

WIN STREAK

1 game
two times, last, 9/25/10

LOSS STREAK

1 game
9/30/10-present

STRIKEOUTS, GAME

5 strikeouts
9/25/10 at Philadelphia

LONGEST OUTING, STARTER

7.0 innings
three times, last, 9/25/10 at Philadelphia

LONGEST OUTING, RELIEVER

None

SCORELESS STREAK

8.0 innings
9/7/10-9/18/10

MOST WALKS, GAME

4 walks
9/13/10 vs. Pittsburgh

FEWEST WALKS, COMPLETE GAME

None

LAST COMPLETE GAME

None

LAST COMPLETE GAME SHUTOUT

None

FEWEST HITS, COMPLETE GAME

None

2009

- Appeared in nine games, all starts, for Buffalo (AAA) of the International League before being shut down with a partially torn labrum in his right shoulder.
- Shut down after his start on May 25th, an 8-7 no-decision vs. Lehigh Valley.

2008

- Started his second professional season with St. Lucie (A) of the Florida State League...Promoted to Binghamton (AA) of the Eastern League on August 8th.
- Won the Sterling Award, emblematic of the team's most valuable player, for St. Lucie.
- Won five straight decisions for St. Lucie from May 30th-July 6th.
- Named to the FSL All-Star team...Pitched 1.0 inning of relief.
- Finished June 3-0 with a 0.92 ERA (three earned runs/29.1 innings)...Went 4-1 with a 2.42 ERA after the break, surrendering 42 hits and five walks over 52.0 innings.
- Made four starts for the B-Mets, allowing just one run in each...Won back-to-back starts against Bowie on August 17th and August 23rd.

2007

- Began his pro career with Brooklyn (A) of the New York-Penn League.
- Worked out of the bullpen to start the season, before moving to the rotation on July 9th...Finished the year 3-1 with 2.28 ERA as a starter.

BACKGROUND

- Dillon Kyle Gee graduated from Cleburne High School (TX) in 2004, earning all-state honors in baseball as a senior...Was also a member of the golf team.
- Attended the University of Texas at Arlington, and helped the Mavericks to a berth in the NCAA tournament in 2006.
- Ranks second on the school's career list with 298.1 innings pitched and was a two-time honorable mention All-Southland Conference recipient (2005 and 2006).
- Hobbies include hunting and golf.

CAREER TRANSACTIONS

- Was selected by the New York Mets in the 21st round of the 2007 First-Year Player Draft.

YEAR	TEAM	W-L	ERA	G	GS	CG	SHO	SV	IP	H	R	ER	HR	HB	BB	SO	WP	BK
2007	Brooklyn (A)	3-1	2.47	14	11	0	0	0	62.0	57	17	17	1	6	5	56	0	0
2008	St. Lucie (A)	8-6	3.25	21	21	0	0	0	127.1	117	49	46	6	9	19	94	3	0
	Binghamton (AA)	2-0	1.33	4	4	0	0	0	27.0	18	4	4	1	1	5	20	0	0
2009	Buffalo (AAA)	1-3	4.10	9	9	1	0	0	48.1	47	22	22	5	5	16	42	1	0
2010	Buffalo (AAA)	13-8	4.96	28	28	0	0	0	161.1	174	96	89	23	13	41	165	3	0
	METS	2-2	2.18	5	5	0	0	0	33.0	25	10	8	2	0	15	17	0	0
	Minor League Totals	27-18	3.76	76	73	1	0	0	426.0	413	188	178	36	34	90	377	7	0
	Major League Totals	2-2	2.18	5	5	0	0	0	33.0	25	10	8	2	0	15	17	0	0

* - led league

- rehabilitation assignment

MAJOR LEAGUE HITTING TOTALS

YEAR	TEAM	AVG.	G	AB	R	H	2B	3B	HR	RBI	SH	SF	HBP	BB	SO	SB	CS	SLG	OBP	E
2010	METS	.167	5	12	0	2	1	0	0	1	0	0	0	0	8	0	0	.250	.167	0
	Career	.167	5	12	0	2	1	0	0	1	0	0	0	0	8	0	0	.250	.167	0

CAREER FIELDING

POS	G	PO	A	E	PCT.	TC	DP
P	5	2	3	0	1.000	5	0



Height: 6-6 **Weight:** 227
Bats: Right **Throws:** Right

Age: 31
Birthdate: April 20, 1979
Birthplace: Louisville, KY
Resides: Louisville, KY

Major League Service:
 4 Years, 112 Days

Signed By:
 Ty Coshow (Seattle)

How Obtained:
 Acquired from the Seattle Mariners, along with outfielder Jeremy Reed and righthanded pitcher J.J. Putz, in a three team trade with Cleveland on December 11, 2008

Contract Status:
 Signed through 2010

Personal: Wife, Christina;
 Daughter, Olivia (3/8/06); Son,
 Owen (1/25/08)



CAREER HIGHLIGHTS

2010

- Began the year with the Mets...Made one appearance, April 7th vs. Florida, allowing one run over 1.0 inning, before being placed on the 15-Day Disabled List on April 11th, with a right intercostal muscle strain.
- Pitched in seven rehabilitation games with the Gulf Coast (R) Mets and Buffalo (AAA) of the International League...His first outing came on July 15th for the GCL Mets...He worked 11.1 innings, allowing six earned runs (4.77 ERA) with 13 strikeouts during his rehabilitation stint.
- Was activated from the DL and optioned to Buffalo on August 12th... Was recalled by New York on September 6th.
- Did not allow a run in nine of his 11 appearances with the Mets...Dating back to 2009, has not surrendered a run in 24 of his last 27 major league games.
- Had at least one strikeout in eight of his 11 outings.
- Constructed a 6.2 scoreless innings streak from September 6th-September 30th.
- Held righthanded batters to a .172 (5-29) batting average...Opponents were 1-16 (.063) when he was ahead in the count.
- Earned his only hold of the year on September 29th vs. Milwaukee in the second game of a doubleheader...Struck out two batters in 1.0 inning of work.
- Worked a season-high 2.0 innings on September 17th vs. Atlanta...It was his longest outing since he hurled 2.0 innings on August 25, 2009 at Florida.

Sean's Bests

WIN STREAK
5 games
 6/9/07-8/3/07

LOSS STREAK
4 games
 9/1/07-5/2/09

STRIKEOUTS, GAME
4 strikeouts
 two times, last, 6/13/08, Seattle vs. Washington

LONGEST OUTING
3.2 innings
 5/12/06, Seattle at Los Angeles (AL)

SCORELESS STREAK
15.2 innings
 5/17/09-6/19/09

MOST WALKS, GAME
3 walks
 two times, last, 10/3/09 vs. Houston

BACKGROUND

- Sean William Green attended the University of Louisville and is the first Cardinal to reach the majors.
- Graduated from Male (KY) High School, where he played baseball and basketball.

CAREER TRANSACTIONS

- Selected by the Colorado Rockies in the 12th round of the 2000 First-Year Player Draft.
- Acquired by the Seattle Mariners in exchange for righthanded pitcher Aaron Taylor on December 20, 2004.
- On the 15-Day Disabled List, July 3-July 29, 2006, with back spasms.
- On the 60-Day Disabled List, September 8, 2006-end of season, with strained right lateral muscle.
- Acquired by the New York Mets, along with righthanded pitcher J.J. Putz and outfielder Jeremy Reed, in a three-team trade that sent righthanded pitcher Joe Smith and infielder Luis Albuena to Cleveland, and righthanded pitcher Aaron Heilman, outfielder Endy Chavez, lefthanded pitcher Jason Vargas, first baseman Mike Carp, righthanded pitcher Maikel Cleto, outfielder Ezequiel Carrera and outfielder Franklin Gutierrez to Seattle.
- On the 15-Day Disabled List, April 11-August 12, 2010 with a right intercostal muscle strain.

YEAR	TEAM	W-L	ERA	G	GS	CG	SHO	SV	IP	H	R	ER	HR	HB	BB	SO	WP	BK
2000	Portland (A)	1-4	8.48	22	0	0	0	0	28.2	45	32	27	2	5	19	17	5	0
2001	Asheville (A)	3-4	5.90	43	0	0	0	0	58.0	66	43	38	4	4	28	37	8	2
2002	Salem (A)	2-5	3.90	52	0	0	0	2	67.0	92	41	29	5	1	31	26	8	0
2003	Visalia (A)	3-4	4.84	46	2	0	0	0	80.0	90	54	43	2	8	38	56	4	0
2004	Tulsa (AA)	4-3	3.03	52	0	0	0	2	77.1	63	32	26	5	7	29	50	6	0
2005	San Antonio (AA)	0-1	2.96	21	0	0	0	14	24.1	17	11	8	1	1	8	18	6	0
	Tacoma (AAA)	4-2	3.65	33	0	0	0	1	49.1	40	23	20	1	4	29	44	8	0
2006	Tacoma (AAA)	4-1	2.25	15	0	0	0	5	24.0	18	6	6	0	2	11	12	0	0
	SEATTLE (AL)	0-0	4.50	24	0	0	0	0	32.0	34	16	16	2	2	13	15	2	0
2007	Tacoma (AAA)	2-1	2.04	10	0	0	0	1	17.2	13	5	4	0	0	8	10	2	0
	SEATTLE (AL)	5-2	3.84	64	0	0	0	0	68.0	77	31	29	2	3	34	53	2	0
2008	SEATTLE (AL)	4-5	4.67	72	0	0	0	1	79.0	80	47	41	3	6	36	62	5	1
2009	METS	1-4	4.52	79	0	0	0	1	69.2	64	37	35	5	9	36	54	8	1
2010	METS	0-0	3.86	11	0	0	0	0	9.1	7	6	4	1	4	8	12	0	0
	Gulf Coast (R)#	1-0	3.00	3	0	0	0	0	3.0	1	1	1	0	0	2	5	0	0
	St. Lucie (A)#	0-0	4.50	4	0	0	0	0	4.0	6	2	2	0	0	1	6	2	0
	Buffalo (AAA)	1-1	4.64	17	0	0	0	0	21.1	23	11	11	1	2	8	20	0	0
Minor League Totals		25-26	4.26	318	2	0	0	25	454.2	474	261	215	21	34	212	301	49	2
Major League Totals		10-11	4.36	250	0	0	0	2	258.0	262	137	125	13	24	127	196	17	2

* - led league


- rehabilitation assignment

MAJOR LEAGUE HITTING TOTALS

YEAR	TEAM	AVG	G	AB	R	H	2B	3B	HR	RBI	SH	SF	HBP	BB	SO	SB	CS	SLG	OBP	E
2010	METS	---	11	0	0	0	0	0	0	0	0	0	0	0	0	0	0	---	---	0
Career Totals		.000	250	2	0	0	0	0	0	0	0	0	0	0	2	0	0	.000	.000	5

CAREER FIELDING

POS	G	PO	A	E	PCT.	TC	DP
P	250	20	39	5	.922	64	4



Height: 5-10 **Weight:** 182
Bats: Switch **Throws:** Right

Age: 26
Birthdate: June 26, 1984

Birthplace: Quibor, VZ
Resides: Quibor, VZ

Major League Service:
 1 Year, 94 Days

Signed By:
 Rolando Petit & Julian Perez
 (Atlanta)

How Obtained:
 Signed as a minor league free agent on February 4, 2010.

Contract Status:
 Signed through 2010

Personal: Wife, Anne Maria



CAREER HIGHLIGHTS

2010

- Had his contract selected from Buffalo (AAA) of the International League on August 27th.
- His final at-bat of the season for the Mets was a memorable one...Fouled a ball off his right foot against Atlanta's Tim Hudson on September 18th leading off the sixth inning...Hit a home run on the next pitch...After the game it was revealed that he had broken a bone in the foot.
- Had surgery on September 21st to repair a fractured right metatarsal... The operation was performed by Dr. Jonathan Deland at the Hospital Special Surgery.
- Hit a home run against the Cubs' Sean Marshall at Wrigley Field on September 3rd.
- Collected two home runs in 44 at-bats with the Mets...Had one home run in his previous 221 major league at-bats.
- Made 11 starts for the Mets, nine at second base and two at shortstop, August 29th vs. Houston and August 30th at Atlanta.
- Also saw action in two games at third base, August 31st at Atlanta and September 6th at Washington.
- Went 3-7 at Chicago on September 5th to tie his career-best...Had three hits, September 13, 2007, Baltimore at the Angels...Also had two hits at Washington on September 8th.
- Before joining the Mets, he played in 57 games with Binghamton (AA) of the Eastern League and 47 contests with Buffalo.
- Joined Buffalo on July 1st.
- In 104 minor league games he collected three, four-hit games: May 1st at Akron, July 16th vs. Gwinnett and August 26th at Syracuse...Also had 20 other games with two hits and 10 with three hits.

<i>Luis' Bests</i>	
HITS, GAME	3 hits
	two times, last, 9/5/10 at Chicago (NL)
HOME RUNS, GAME	1 home run
	three times, last, 9/18/10 at Atlanta
MULTI-HOME RUN GAMES	None
LEADOFF HOME RUNS	None
INSIDE-THE-PARK HOME RUNS	None
WALK-OFF HOME RUNS	None
PINCH-HIT HOME RUNS	None
RBI, GAME	2 RBI
	four times, last, 10/2/09, Kansas City at Minnesota
STOLEN BASES, GAME	1 stolen base
	six times, last, 9/5/10 at Chicago (NL)
HITTING STREAK	7 games
	7/17/07-8/4/07
GRAND SLAMS	None

BACKGROUND

- Luis Armando Hernandez graduated from Unidad Educativa Altigracia in Quibor, Venezuela...Played soccer and baseball.

CAREER TRANSACTIONS

- Signed by the Atlanta Braves as a non-drafted free agent on September 16, 2000.
- Claimed off waivers by the Baltimore Orioles on October 12, 2006.
- Signed by the Kansas City Royals as a minor league free agent on November 18, 2008.
- Signed by the New York Mets as a minor league free agent on February 4, 2010.

YEAR	TEAM	AVG	G	AB	R	H	2B	3B	HR	RBI	BB	SH	SF	HBP	SO	SB	CS	SLG	OBP	E
2001	DS Braves2 (R)	.209	68	253	39	53	8	4	1	18	23	4	1	5	33	24	10	.285	.287	-
2002	GC Braves (R)	.254	53	201	34	51	8	4	0	20	19	1	0	4	29	11	6	.333	.330	3
2003	Rome (A)	.231	111	337	27	78	4	1	2	25	24	18	0	2	42	7	3	.267	.287	20
2004	Myrtle Beach (A)	.271	117	402	49	109	23	4	6	45	16	10	2	5	70	8	6	.393	.306	12
2005	GC Braves (R)	.250	1	4	1	1	0	0	1	1	0	0	0	0	2	0	0	1.000	.250	21
	Mississippi (AA)	.243	122	415	47	101	12	5	2	32	41	6	3	4	56	5	5	.311	.315	1
2006	Richmond (AAA)	.192	19	73	3	14	4	0	1	5	0	1	0	0	8	0	1	.288	.192	15
	Mississippi (AA)	.268	104	380	39	102	12	4	1	29	20	7	3	3	46	4	4	.329	.308	3
2007	Norfolk (AAA)	.273	9	33	4	9	0	0	0	3	0	1	0	0	5	0	0	.273	.273	12
	Bowie (AA)	.242	92	364	42	88	15	6	0	37	18	6	4	1	50	6	5	.316	.276	0
	BALTIMORE (AL)	.290	30	69	5	20	2	0	1	7	1	1	0	0	10	2	2	.362	.300	3
2008	BALTIMORE (AL)	.241	36	79	9	19	1	0	0	3	7	3	2	0	11	2	0	.253	.295	3
	Norfolk (AAA)	.185	57	205	18	38	7	0	0	11	8	3	0	0	27	2	2	.220	.216	6
2009	Omaha (AAA)	.303	55	198	24	60	10	0	1	26	16	7	1	1	17	1	3	.369	.356	4
	KANSAS CITY (AL)	.205	37	73	4	15	1	0	0	4	4	3	0	1	18	1	0	.219	.256	1
2010	Binghamton (AA)	.298	57	225	28	67	12	4	3	32	1	5	2	16	30	4	4	.427	.343	5
	Buffalo (AAA)	.280	47	189	25	53	10	4	0	12	4	3	2	10	31	2	1	.376	.319	7
	METS	.250	17	44	4	11	1	0	2	6	0	0	1	2	7	1	0	.409	.298	0
Minor League Totals		.251	912	3279	380	824	125	36	18	296	69	22	29	211	446	74	50	.328	.300	109
American League Totals		.244	103	221	18	54	6	0	1	14	2	1	1	12	39	5	2	.285	.284	7
National League Totals		.250	17	44	4	11	1	0	2	6	0	0	1	2	7	1	0	.409	.298	0
Major League Totals		.245	120	265	22	65	5	0	3	20	7	2	2	14	46	6	2	.298	.286	7

* - led league
- rehabilitation assignment

CAREER FIELDING

POS	G	PO	A	E	PCT	TC	DP
2B	25	27	51	0	1.000	78	10
3B	7	4	2	0	1.000	6	0
SS	80	107	187	7	.977	301	51
OF	1	0	0	0	---	0	0



Height: 6-5 **Weight:** 215
Bats: Right **Throws:** Right

Age: 32
Birthdate: March 5, 1978
Birthplace: Fountain Valley, CA
Resides: Loris, SC

Major League Service:
1 Year, 70 Days

Signed By:
John Ramey (Atlanta)

How Obtained:
Signed as a minor league free agent on January 5, 2010

Contract Status:
Signed through 2010

Personal: Wife, Sabrina;
 Daughter, Madalyn (2/11/10)



CAREER HIGHLIGHTS

2010

- Had his contract selected from Buffalo (AAA) of the International League on July 27th.
- Made his first start on July 28th vs. St. Louis at first base...Had a two-run double in his first at-bat.
- Made 11 starts for New York, six at third base and five at first base.
- His lone home run of the year was his second pinch-hit home run of his career, a three-run shot against J.C. Romero at Philadelphia on August 6th.
- Hit his first career triple on August 13th vs. Philadelphia.
- Was the top hitter in the International League through the first two months of the season.
- Was hit by a pitch on June 6th at Norfolk and missed 33 games with a stress fracture of his right hand...Was on the Disabled List from June 10th-July 19th.
- At the time of his injury, he was leading the IL in home runs (18) and RBI (57).
- Despite playing in just 64 games, he lead the Bisons in home runs, tied for first in RBI and tied for fourth in extra-base hits (38).
- Had a home run in four of his first seven games with Buffalo.
- Cracked two home runs April 27th vs. Durham and May 27th vs. Toledo.
- Knocked in four runs in a game on three separate occasions.
- Had 16 extra-base hits in an 18-game span, April 27th-May 15th...Had eight doubles and eight home runs during that span.
- Named the IL Batter of the Week for the week of April 26th-May 2nd...He batted .321 (9-28) with four home runs and 14 RBI.
- Is the active minor league home run leader with 329.
- Had a season-high 10-game hitting streak from May 6th-May 15th...Batted .389 (14-36) during the streak.
- For the year, had 16 games with two hits and four contests with three hits.
- In 31 games in May, hit .301 with 10 home runs and 29 RBI.
- Played one Major League Rehabilitation game with the Gulf Coast Mets on July 18th.

<i>Mike's Bests</i>	
HITS, GAME	2 hits five times, last, 9/26/07, Detroit vs. Minnesota
HOME RUNS, GAME	1 home run 14 times, last, 8/6/10 at Philadelphia
MULTI-HOME RUN GAMES	None
LEADOFF HOME RUNS	None
INSIDE-THE-PARK HOME RUNS	None
WALK-OFF HOME RUNS	None
PINCH-HIT HOME RUNS	1 home run 8/6/10 at Philadelphia (J.C. Romero)
RBI, GAME	3 RBI two times, last, 8/6/10 at Philadelphia
STOLEN BASES, GAME	None
HITTING STREAK	4 games 7/7/08-7/14/08
GRAND SLAMS	None

BACKGROUND

- Michael Steven (Mike) Hessman graduated from Mater Dei High School in California in 1996, where he played baseball and basketball.
- Had a scholarship offer from the University of Arizona but chose to sign with the Atlanta Braves after being drafted.
- Named the Most Valuable Player of the Upper Deck Classic in 1995.

CAREER TRANSACTIONS

- Selected by the Atlanta Braves in the 15th round of the June 1996 Free Agent Draft.
- On the 15-Day Disabled List, May 21-June 3, 2003, with a right ankle sprain.
- On the 15-Day Disabled List, June 26-July 11, 2003, with a lower back strain.
- Signed by the Detroit Tigers as a minor league free agent on December 29, 2004.
- Signed by the New York Mets as a minor league free agent on January 5, 2010.


YEAR	CLUB	AVG	G	AB	R	H	2B	3B	HR	RBI	SH	SF	HB	BB	SO	SB	CS	SLG	OBP	E
1996	GC Braves (R)	.216	53	190	13	41	10	1	1	15	4	0	4	12	41	1	1	.295	.277	11
1997	Macon (A)	.235	122	459	69	108	25	0	21	74	0	2	6	41	167	0	2	.427	.305	29
1998	Danville (A)	.200	118	445	47	89	21	0	20	63	0	2	6	30	172	3	3	.382	.259	18
1999	Myrtle Beach (A)	.247	103	365	62	90	25	0	23	54	0	3	11	47	135	0	3	.504	.347	13
2000	Greenville (A)	.183	127	437	52	80	23	1	19	50	0	2	8	37	178*	3	1	.371	.258	23
2001	Greenville (A)	.230	129	478	66	110	23	2	26	80	0	0	7	39	124	2	4	.450	.298	27
2002	Richmond (AA)	.262	134	484	67	127	28	1	26	77	0	4	10	34	107	1	5	.486	.321	18
2003	Danville# (A)	.067	5	15	1	1	0	0	0	2	0	2	1	2	2	0	0	.067	.200	0
	Richmond (AA)	.248	96	359	47	89	15	3	16	52	0	8	4	24	87	3	1	.440	.296	5
	ATLANTA (NL)	.286	19	21	2	6	2	0	2	3	0	0	0	5	6	0	0	.667	.423	1
2004	Richmond (AAA)	.287	78	265	48	76	14	1	19	54	0	4	7	28	65	4	0	.562	.365	4
	ATLANTA (NL)	.130	29	69	8	9	3	0	2	5	0	0	1	1	24	0	0	.261	.155	6
2005	Toledo (AAA)	.214	134	473	69	101	19	1	28	74	3	2	11	58	154	5	4	.436	.313	3
2006	Toledo (AAA)	.165	101	345	45	57	11	0	24	49	0	0	4	45	129	3	1	.406	.269	8
2007	Toledo (AAA)	.254	117	422	71	107	24	2	31*	101*	1	5	6	64	153*	6	11	.540	.356	10
	DETROIT (AL)	.235	17	51	7	12	0	0	4	12	0	1	0	5	17	0	0	.471	.298	0
2008	Toledo (AAA)	.271	108	399	83	108	20	5	34	72	0	5	10	59	140	3	3	.602*	.374	7
	DETROIT (AL)	.296	12	27	6	8	1	0	5	7	0	0	2	2	9	0	0	.889	.387	1
2009	Toledo (AAA)	.217	131	466	58	101	30	3	23	77	2	4	11	65	171	3	1	.442	.324	14
2010	Buffalo (AAA)	.274	64	248	43	68	20	0	18	58	0	3	4	27	60	0	0	.573	.351	2
	Gulf Coast (R) #	.500	1	4	1	2	0	0	0	0	0	0	0	0	0	0	0	.500	.500	0
	METS	.127	32	55	6	7	2	1	1	6	0	0	2	8	23	0	0	.255	.262	0
Minor League Totals		.231	1620	5854	842	1355	308	20	329	952	10	46	110	612	1885	37	40	.460	.314	192
American League Totals		.256	29	78	13	20	1	0	9	19	0	1	2	7	26	0	0	.615	.330	1
National League Totals		.152	80	145	16	22	7	1	5	14	0	0	3	14	53	0	0	.317	.241	7
Major League Totals		.188	109	223	29	42	8	1	14	33	0	1	5	21	79	0	0	.422	.272	8

* - led league

- rehabilitation assignment

CAREER FIELDING

POS	G	PO	A	E	PCT.	TC	DP
1B	38	250	8	4	.985	262	28
3B	34	14	55	3	.958	72	7
OF	12	9	0	1	.900	10	0



RYOTA IGARASHI

Pitcher

18

Height: 5-11 **Weight:** 198
Bats: Right **Throws:** Right

Age: 31
Birthdate: May 28, 1979
Birthplace: Chiba, Japan
Resides: Tokyo, Japan

Major League Service:
0 Years, 147 Days

Signed By:
Isao O'Jimi

How Obtained:
Signed as a free agent on
December 17, 2009

Contract Status:
Signed through 2011

Personal: Wife, Oriie;
Daughters, Kofone (8/25/03);
Son, Haruki (7/2/07)



CAREER HIGHLIGHTS

2010

- Made his major league debut on April 8th vs. Florida with a scoreless frame... Became the 11th Japanese-born player to appear in a game for the Mets...Began the year with 5.2 scoreless innings before surrendering a two-run home run to Ryan Ludwick on April 18th at St. Louis.
- Stranded the bases loaded when he struck out Washington's Justin Maxwell in the seventh inning on October 2nd to collect his first major league victory.
- Allowed three of 17 (82 percent) inherited runners to score.
- Went 1-0 with a 2.87 ERA (five earned runs/15.2 innings) in 17 games at Citi Field...Opponents hit .154 (8-52) against him at home.
- Held the opposition to a .174 (4-23) batting average with runners in scoring position and two outs.
- Was placed on the 15-Day Disabled List on April 21st with a moderate injury to his left hamstring...Was activated on May 23rd...Returned to action that evening and allowed three runs to the Yankees in 0.1 of an inning.
- After returning from the DL, he yielded 16 runs over his next 12.2 innings (11.37 ERA), spanning 15 outings.
- Was optioned to Buffalo (AAA) of the International League on July 9th...Recalled on August 12th after not allowing a run in 12 of his 15 outings with the Bisons...Optioned back to Buffalo on August 14th...Recalled for a final time on August 17th.
- Constructed a 5.73 ERA (seven earned runs/11.0 innings) in 12 games after August 17th.
- Converted both save opportunities with Buffalo: July 27th at Columbus and August 8th vs. Columbus.

Ryota's Bests

WIN STREAK

1 game
10/2/10-present

LOSS STREAK

1 game
5/28/10

STRIKEOUTS, GAME

3 strikeouts
6/30/10 at Florida

LONGEST OUTING

2.0 innings
8/31/10 vs. Milwaukee

SCORELESS STREAK

5.2 innings
4/8/10-4/17/10

MOST WALKS, GAME

3 walks
9/6/10 at Washington

BACKGROUND

- Selected in the second round of the 1998 Nippon Professional Baseball draft.
- Set the NPB record for the hardest recorded pitch in a game (98.75 mph).
- In 2000, awarded "The Best Pitcher and Catcher Combo of the Year" with the Swallows catcher, Atsushi Furuta.
- Recorded 630 strikeouts in 570.0 innings for an average of 9.95 strikeouts per nine innings with a 1.18 WHIP in his entire NPB career.
- Is a five-time NPB All-Star (2000, 2002, 2003, 2004 and 2005).
- Hobbies include watching movies and American TV dramas, especially "Lost" and "24."

CAREER TRANSACTIONS

- Signed by the New York Mets as a free agent on December 17, 2009.

YEAR	TEAM	W-L	ERA	G	GS	CG	SHO	SV	IP	H	R	ER	HR	HB	BB	SO	WP	BK
1999	Yakult (Japan)	6-4	4.91	36	0	0	0	1	47.2	34	27	26	4	1	29	59	3	1
2000	Yakult (Japan)	11-4	3.11	56	0	0	0	1	75.1	42	28	26	11	1	33	90	6	0
2001	Yakult (Japan)	2-3	2.59	41	0	0	0	0	41.2	25	13	12	2	2	28	51	1	0
2002	Yakult (Japan)	8-2	2.08	64	0	0	0	4	78	49	19	18	8	3	18	97	8	0
2003	Yakult (Japan)	5-5	3.89	66	0	0	0	0	74	60	33	32	9	1	33	83	7	1
2004	Yakult (Japan)	5-3	2.66	66	0	0	0	*37	74.1	57	24	22	9	1	36	86	4	0
2005	Yakult (Japan)	3-2	3.49	49	0	0	0	4	56.2	52	24	22	6	1	27	60	6	0
2006	Yakult (Japan)	1-2	6.12	29	0	0	0	1	25	33	20	17	3	2	11	18	4	0
2008	Yakult (Japan)	3-2	2.47	44	0	0	0	3	43.2	35	13	12	3	2	6	42	3	0
2009	Yakult (Japan)	3-2	3.19	56	0	0	0	3	53.2	42	19	19	3	3	20	44	1	0
2010	METS	1-1	7.12	34	0	0	0	0	30.1	29	24	24	4	0	18	25	3	0
	St. Lucie (A)#	1-0	2.35	5	0	0	0	0	7.2	10	2	2	0	0	1	11	1	0
	Buffalo (AAA)	2-1	3.31	15	0	0	0	2	16.1	18	8	6	2	0	6	16	3	0
Minor League Totals		3-1	3.00	20	0	0	0	2	24.0	28	10	8	2	0	7	27	4	0
Japanese League Totals		47-29	3.25	507	0	0	0	54	570.0	429	220	206	58	17	241	630	43	2
Major League Totals		1-1	7.12	34	0	0	0	0	30.1	29	24	24	4	0	18	25	3	0

* - led league

- rehabilitation assignment

MAJOR LEAGUE HITTING TOTALS

YEAR	TEAM	AVG	G	AB	R	H	2B	3B	HR	RBI	SH	SF	HBP	BB	SO	SB	CS	SLG	OBP	E
2010	METS	---	34	0	0	0	0	0	0	0	0	0	0	0	0	0	0	---	---	2
Career Totals		---	34	0	0	0	0	0	0	0	0	0	0	0	0	0	0	---	---	2

CAREER FIELDING

POS	G	PO	A	E	PCT.	TC	DP
P	34	1	2	2	.600	5	0



Height: 6-4 **Weight:** 200
Bats: Right **Throws:** Right

Age: 29
Birthdate: May 8, 1981

Birthplace: Fredericksburg, VA
Resides: Fredericksburg, VA

Major League Service:
 5 Years, 13 Days

Signed By:
 Marc Tramuto (Baltimore)

How Obtained:
 Acquired from the Baltimore Orioles, along with righthanded pitcher Jorge Julio, in exchange for righthanded pitcher Kris Benson on January 21, 2006

Contract Status:
 Signed through 2010

Personal: Single



CAREER HONORS: National League Pitcher of the Month (April, 2007).

CAREER HIGHLIGHTS

2010

- His season was cut short by surgery.
- On July 24th in Philadelphia, had arthroscopic surgery to clean out scar tissue in his right shoulder...The operation was performed by Dr. Michael Ciocotti.
- Lasted one batter in his final start of the year, May 20th at Washington... Walked leadoff man Nyjer Morgan and was removed from the contest because of decreased velocity.
- Placed on the 15-Day Disabled List on May 21st with right arm fatigue.
- On May 24th, an MRI at the Hospital for Special Surgery revealed tendinitis of the right rotator cuff.
- Made two major league rehabilitation starts, June 13th for Binghamton (AA) of the Eastern League at Trenton and June 18th for Buffalo (AAA) of the International League at home with Indianapolis (AAA)... In 8.1 innings in the two games, he allowed two hits, one unearned run, with five walks and nine strikeouts.
- His lone victory of the year came against the Dodgers at home on April 26th...In 6.0 innings, he permitted four hits, three runs, two earned, with three walks and a season-high nine strikeouts.
- Also went 6.0 innings and had a no-decision in Cincinnati on June 4th...Gave up four hits, two runs, one earned, with two walks and six strikeouts.
- Moved to the 60-Day Disabled List on September 2nd.

John's Bests

WIN STREAK
6 games
 9/23/06-5/4/07

LOSS STREAK
5 games
 9/20/05-7/8/06

STRIKEOUTS, GAME
14 strikeouts
 9/29/07 vs. Florida

LONGEST OUTING, STARTER
9.0 innings
 7/21/06 vs. Houston

LONGEST OUTING, RELIEVER
5.0 innings
 8/23/05, Baltimore vs. Los Angeles (AL)

SCORELESS STREAK
26.0 innings
 7/15/06-8/12/06

MOST WALKS, GAME
6 walks
 5/2/09 at Cincinnati

FEWEST WALKS, NINE-INNING GAME
1 walk
 7/21/06 vs. Houston

FEWEST WALKS, COMPLETE GAME
0 walks
 7/29/07 vs. Washington (5.0 innings)
 (Won, 5-0)

LAST NINE-INNING COMPLETE GAME
 7/21/06 vs. Houston (Won, 7-0)

LAST NINE-INNING COMPLETE GAME SHUTOUT
 7/21/06 vs. Houston (Won, 7-0)

FEWEST HITS, COMPLETE GAME
1 hit
 7/29/07 vs. Washington (5.0 innings)
 (Won, 5-0)

FEWEST HITS, NINE-INNING COMPLETE GAME
4 hits
 7/21/06 vs. Houston (Won, 7-0)

LAST COMPLETE GAME
1 hit
 7/29/07 vs. Washington (5.0 innings)
 (Won, 5-0)

BACKGROUND

- John Kevin Maine graduated from North Stafford High School (VA) in 1999, where he played baseball and basketball.
- Pitched for three years at the University of North Carolina at Charlotte.
- Named the Conference USA Pitcher of the Year as a sophomore in 2001.
- Participated in Citi Field's groundbreaking ceremony on November 13, 2006.

CAREER TRANSACTIONS

- Selected by the Baltimore Orioles in the sixth round of the 2002 First-Year Player Draft.
- Acquired by the New York Mets, along with righthanded pitcher Jorge Julio, in exchange for righthanded pitcher Kris Benson on January 21, 2006.
- On the 15-Day Disabled List May 3-June 12, 2006, with inflammation in his right middle finger.
- On the 15-Day Disabled List, August 3 (retroactive to July 29th)-August 13, 2008, with a mild strain of his right rotator cuff.
- On the 15-Day Disabled List, August 25-September 24, 2008, with a bone spur in his right shoulder.
- On the 15-Day Disabled List, June 12-September 13, 2009, with right shoulder fatigue.
- On the 15-Day Disabled List, May 21, 2010-end of season, with right arm fatigue.

YEAR	TEAM	W-L	ERA	G	GS	CG	SHO	SV	IP	H	R	ER	HR	HB	BB	SO	WP	BK
2002	Aberdeen (A)	1-1	1.74	4	2	0	0	0	10.1	6	2	2	0	0	3	21	2	0
	Delmarva (A)	1-1	1.36	6	5	0	0	0	33.0	21	8	5	0	2	4	39	2	1
2003	Delmarva (A)	7-3	1.53	14	14	1	0	0	76.1	43	16	13	1	2	18	108	1	1
	Frederick (A)	6-1	3.07	12	12	1	1	0	70.1	48	27	24	5	1	20	77	0	0
2004	Bowie (AA)	4-0	2.25	5	5	0	0	0	28.0	16	8	7	1	1	7	34	0	0
	Ottawa (AAA)	5-7	3.91	22	22	0	0	0	119.2	123	59	52	12	5	52	105	2	1
	BALTIMORE (AL)	0-1	9.82	1	1	0	0	0	3.2	7	4	4	1	0	3	1	1	0
2005	Ottawa (AAA)	6-11	4.56	23	23	1	1	0	128.1	128	72	65	13	6	42	111	3	2
	BALTIMORE (AL)	2-3	6.30	10	8	0	0	0	40.0	39	30	28	8	1	24	24	0	1
2006	METS	6-5	3.60	16	15	1	1	0	90.0	69	40	36	15	2	33	71	3	0
	Norfolk (AAA)	3-5	3.49	10	10	0	0	0	56.2	55	25	22	2	0	20	48	2	0
	St. Lucie (A)#	1-0	0.00	1	1	0	0	0	5.0	3	0	0	0	0	2	7	0	0
2007	METS	15-10	3.91	32	32	1	1	0	191.0	168	90	83	23	5	75	180	2	0
2008	METS	10-8	4.18	25	25	0	0	0	140.0	122	70	65	16	4	67	122	10	0
2009	METS	7-6	4.43	15	15	0	0	0	81.1	67	42	40	8	4	38	55	5	0
	St. Lucie (A)#	1-0	1.13	2	1	0	0	0	8.0	4	1	1	0	0	4	7	0	0
2010	METS	1-3	6.13	9	9	0	0	0	39.2	47	29	27	8	2	25	39	3	0
	Binghamton (AA)#	0-0	0.00	1	1	0	0	0	4.0	1	0	0	0	0	2	5	0	0
	Buffalo (AAA)#	0-0	0.00	1	1	0	0	0	4.1	1	1	0	0	0	3	4	0	0
Minor League Totals		35-29	3.16	101	97	3	2	0	544	449	219	191	34	17	177	566	12	5
American League		2-4	6.60	11	9	0	0	0	43.2	48	34	32	9	1	27	25	1	1
National League Totals		39-32	4.17	97	96	2	2	0	542.0	473	271	251	70	17	238	467	23	0
Major League Totals		41-36	4.20	108	107	2	2	0	585.2	519	305	273	79	18	265	492	24	1

* - led league

- rehabilitation assignment

DIVISION SERIES

YEAR	TEAM/OPPONENT	W-L	ERA	G	GS	CG	SHO	SV	IP	H	R	ER	HR	HB	BB	SO	WP	BK
2006	METS/LOS ANGELES	0-0	2.08	1	1	0	0	0	4.1	6	1	1	0	0	2	5	0	0
Division Series Totals		0-0	2.08	1	1	0	0	0	4.1	6	1	1	0	0	2	5	0	0

LEAGUE CHAMPIONSHIP SERIES

YEAR	TEAM/OPPONENT	W-L	ERA	G	GS	CG	SHO	SV	IP	H	R	ER	HR	HB	BB	SO	WP	BK
2006	METS/ST. LOUIS	1-0	2.89	2	2	0	0	0	9.1	4	4	3	1	1	9	8	0	0
LCS TOTALS		1-0	2.89	2	2	0	0	0	9.1	4	4	3	1	1	9	8	0	0

MAJOR LEAGUE HITTING TOTALS

YEAR	TEAM	AVG.	G	AB	R	H	2B	3B	HR	RBI	SH	SF	HBP	BB	SO	SB	CS	SLG	OBP	E
2009	METS	.148	16	27	0	4	0	0	0	2	2	0	0	0	11	0	0	.148	.148	0
Career Totals		.103	102	156	10	16	1	0	1	8	24	1	2	11	78	0	0	.128	.171	2

Last Home Run—July 24, 2007 vs. Pittsburgh (off Ian Snell)

Most Hits, Game—2, May 14, 2009 at San Francisco

Most RBI, Game—2, three times, last, May 19, 2009 at Los Angeles (NL)

CAREER FIELDING

POS	G	PO	A	E	PCT.	TC	DP
P	99	27	54	2	.976	83	4



FERNANDO MARTINEZ

Outfielder

26

Height: 6-1 **Weight:** 200
Bats: Left **Throws:** Right

Age: 22
Birthdate: October 10, 1988
Birthplace: Rio San Juan, DR
Resides: Santo Domingo, DR

Major League Service:
 0 Years, 145 Days

Signed By:
 Sandy Johnson, Rafael Bournigal & Eddie Toledo

How Obtained:
 Signed as a non-drafted free agent on July 2, 2005

Contract Status:
 Signed through 2010

Personal: Single



CAREER HIGHLIGHTS

2010

- Recalled from Buffalo (AAA) of the International League on August 7th.
- Made his 2010 debut as a pinch-hitter on August 7th at Philadelphia...Made his first start a day later and went 1-4 with a run scored against the Phillies.
- Made five starts for New York (four in leftfield and one in rightfield).
- Optioned to Buffalo (AAA) on August 20th.
- Was placed on the 15-Day Disabled List on August 25th, retroactive to August 23rd, with right knee soreness...Did not return the remainder of the season...Missed 38 games combined with two stints on the Disabled List during the season.
- Had a walk-off single in the 10th inning on April 15th to defeat Pawtucket 3-2 .
- Hit in nine straight games with Buffalo from April 12th-April 22nd... Hit .308 (12-39) over the span with four doubles and five RBI.
- Had a season-high four RBI on June 14th vs. Lehigh Valley...Had a walk-off grand slam to give the Bisons a 7-6 win over the Iron Pigs...Was only the second walkoff grand slam in Buffalo Bisons history.
- Hit home runs in back-to-back games on July 4th and July 5th at Syracuse.
- Had a pair of home runs on July 15th vs. Gwinnett.
- With the Bisons, had a career-high three hits, three times...The most recent came on July 29th.
- Was named the Caribbean World Series MVP in February...In the series, he hit .348 in 23 at-bats with a double and two home runs.

🏆 *Fernando's Bests* 🏆

HITS, GAME

2 hits
 four times, last, 6/29/09 at Milwaukee

HOME RUNS, GAME

1 home run
 6/30/09 at Milwaukee

MULTI-HOME RUN GAMES

None

LEADOFF HOME RUNS

None

INSIDE-THE-PARK HOME RUNS

None

WALK-OFF HOME RUNS

None

PINCH-HIT HOME RUNS

None

RBI, GAME

1 RBI
 10 times, last, 8/17/10 at Houston

STOLEN BASES, GAME

2 stolen bases
 6/1/09 at Pittsburgh

HITTING STREAK

3 games
 two times, last, 6/28/09-6/30/09

GRAND SLAMS

None

BACKGROUND

- Jesus Fernando (Fernando) Martinez Alvarez graduated from Cenapic High School in the Dominican Republic.

CAREER TRANSACTIONS

- Signed by the New York Mets as a non-drafted free agent on July 2, 2005.
- On the 15-Day Disabled List, July 9, 2009-end of the season, with inflammation of his right knee.

YEAR TEAM	AVG	G	AB	R	H	2B	3B	HR	RBI	SH	SF	HB	BB	SO	SB	CS	SLG	OBP	E
2006 Hagerstown (A)	.333	45	192	24	64	14	2	5	28	0	1	3	15	36	7	4	.505	.389	1
GC Mets (R)	.250	1	4	1	1	0	0	0	0	0	0	0	0	1	0	0	.250	.250	0
St. Lucie (A)	.193	30	119	18	23	4	2	5	11	0	1	4	6	24	1	1	.387	.254	1
2007 Binghamton (AA)	.271	60	236	32	64	11	1	4	21	0	0	3	20	51	3	4	.377	.336	3
2008 Binghamton (AA)	.287	86	352	48	101	19	4	8	43	0	3	3	27	73	6	2	.432	.340	0
GC Mets (R)	.429	4	14	2	6	1	1	0	0	0	0	1	0	2	0	0	.643	.467	1
2009 Buffalo (AAA)	.290	45	176	24	51	16	2	8	28	0	1	2	11	33	2	1	.540	.337	2
METS	.176	29	91	11	16	6	0	1	8	1	0	3	5	14	2	0	.275	.242	0
2010 Buffalo (AAA)	.253	71	257	39	65	16	0	12	33	3	2	8	17	65	1	0	.455	.317	2
St. Lucie (A)#	.267	4	15	1	4	1	0	0	0	0	0	0	1	2	0	0	.333	.313	0
METS	.167	7	18	1	3	0	0	0	2	0	1	2	1	5	0	1	.167	.273	0
Minor League Totals	.277	349	1374	190	380	82	13	42	165	3	8	24	98	293	20	12	.447	.334	9
Major League Totals	.174	36	109	12	19	6	0	1	10	1	1	5	6	19	2	1	.257	.248	0

* - led league

- rehabilitation assignment

CAREER FIELDING

POS	G	PO	A	E	PCT.	TC	DP
OF	31	56	1	0	1.000	57	0



JENRRY MEJIA

Pitcher
32

Height: 6-0 **Weight:** 162
Bats: Right **Throws:** Right

Age: 21
Birthdate: October 11, 1989

Birthplace: Tabara Arriba,
Azua, DR
Resides: Santo Domingo, DR

Major League Service:
0 Years, 110 Days

Signed By:
Ramon Pena, Ismael Cruz,
Sandy Rosario

How Obtained:
Signed as a non-drafted free
agent on April 4, 2007

Contract Status:
Signed through 2010

Personal: Single



CAREER HIGHLIGHTS

2010

- Made the Mets' 25-man roster out of spring training and made 30 appearances as a reliever before he was optioned to Binghamton (AA) of the Eastern League on June 20th.
- Began the year on the Opening Day roster...At the time, Mejia was the youngest player in the majors and the youngest pitcher to appear on the Mets Opening Day roster since Dwight Gooden in 1984.
- Returned to New York on September 1st and had three starts, losing two of the three decisions.
- Left his last start of the year at home vs. the Pirates after 2.1 scoreless innings...An MRI revealed that he had a rhomboid strain of the right shoulder blade...Did not pitch again the rest of the season.
- Lost his first two starts, September 4th at Wrigley Field and September 10th at Philadelphia...In the two games, he allowed 10 runs and 17 hits in 9.0 innings.
- Made his first major league career start at 20-years old and became the youngest Met to start a game since Dwight Gooden pitched as a 20-year-old in 1985...Became the fifth Met player to start as a 20-year old and the seventh to start at 20 or younger...Along with Gooden, who made starts as a 19-year old and a 20-year old, the others who accomplished the feat were Tug McGraw (20), nine starts, 1965; Rob Gardner (20), four starts, 1965; Bill Hepler (20), four starts, 1966; Jerry Hinsley (19), two starts, 1964 and Nolan Ryan (19), one start, 1966.
- Put together a season-high 9.1-inning scoreless streak from April 16th-May 9th a span of nine games...Struck out seven and allowed seven hits with five walks during the streak.
- Collected his first major league hit on September 10th vs. Philadelphia off Roy Halladay.
- With the Mets, lefthanded batters hit .203 (12-59) against him, while right-handed hitters had a .340 (34-100) average.
- Was 0-2 with a 3.25 ERA in 30 relief outings (10 earned runs/27.2 innings) and 0-2 with a 7.94 ERA in three starts (10 earned runs/11.1 innings).
- Left his June 27th start for Binghamton vs. Akron after 1.0 inning because of a right shoulder strain.
- Placed on the minor league Disabled List on June 29th.
- Made two rehabilitation starts, one for the Gulf Coast Mets (one run/3.0 innings) on July 28th and one for the St. Lucie Mets (no runs/4.0 innings) on August 2nd.
- Made four starts for Binghamton again from August 7th-August 24th.
- Joined Buffalo for one start vs. Syracuse on August 30th.
- In all, he made eight starts at three different levels after being optioned to Binghamton on June 20th...Went a combined 2-0 with a 1.41 ERA (six earned runs in 38.1 innings) and allowed 28 hits with 16 walks....Struck out 38 and permitted only one home run.

Jenrry's Bests

WIN STREAK

None

LOSS STREAK

4 games
4/14/10-present

STRIKEOUTS GAME

2 strikeouts
six times, last, 9/10/10 vs. Philadelphia

LONGEST OUTING, STARTER

5.0 innings
9/4/10 at Chicago (NL)

LONGEST OUTING, RELIEVER

2.0 innings
two times, last, 4/19/10 vs. Chicago (NL)

MOST WALKS, GAME

2 walks
six times, last, 9/15/10 vs. Pittsburgh

FEWEST WALKS, COMPLETE GAME

None

SCORELESS STREAK

9.1 innings
4/16/10-5/08/10

LAST COMPLETE GAME

None

LAST COMPLETE GAME SHUTOUT

None

FEWEST HITS, COMPLETE GAME

None

CAREER TRANSACTIONS

- Signed by the New York Mets as a non-drafted free agent on April 4, 2007.

YEAR	TEAM	W-L	ERA	G	GS	CG	SHO	SV	IP	H	R	ER	HR	HB	BB	SO	WP	BK
2007	DSL Mets (R)	2-3	2.47	14	7	0	0	1	43.2	24	17	12	0	3	27	47	7	1
2008	GCL Mets (R)	2-0	0.60	3	3	1	1	0	15.0	9	1	1	0	0	3	15	0	0
	Brooklyn (A)	3-2	3.49	11	11	0	0	0	56.2	42	22	22	4	1	23	52	3	0
2009	St. Lucie (A)	4-1	1.97	9	9	0	0	0	50.1	41	18	11	0	2	16	44	2	1
	Binghamton (AA)	0-5	4.47	10	10	0	0	0	44.1	44	28	22	2	4	23	47	2	0
2010	METS	0-4	4.62	33	3	0	0	0	39.0	46	21	20	3	3	20	22	7	0
	GCL Mets (R)#	0-0	3.00	1	1	0	0	0	3.0	4	1	1	0	0	1	3	0	0
	St. Lucie (A)#	0-0	0.00	1	1	0	0	0	4.0	1	0	0	0	0	0	7	1	0
	Binghamton (AA)	2-0	1.32	6	6	1	1	0	27.1	19	5	4	0	0	14	26	1	0
	Buffalo (AAA)	0-0	1.13	1	1	0	0	0	8.0	5	1	1	1	1	1	9	0	0
Minor League Totals		13-11	2.64	56	49	2	2	1	252.1	189	93	74	7	11	108	250	16	2
Major League Totals		0-4	4.62	33	3	0	0	0	39.0	46	21	20	3	3	20	22	7	0

* - led league

- rehabilitation assignment

MAJOR LEAGUE HITTING TOTALS

YEAR	TEAM	AVG.	G	AB	R	H	2B	3B	HR	RBI	SH	SF	HBP	BB	SO	SB	CS	SLG	OBP	E
2010	METS	.333	33	3	1	1	0	0	0	0	0	0	0	0	1	0	0	.333	.333	0
Career Totals		.333	33	3	1	1	0	0	0	0	0	0	0	0	1	0	0	.333	.333	0

Last Home Run—None

Most Hits, Game—1, September 10, 2010 vs. Philadelphia

Most RBI, Game—None

CAREER FIELDING

POS	G	PO	A	E	PCT.	TC	DP
OF	33	6	6	0	1.000	12	0



PAT MISCH

Pitcher

48

Height: 6-2 **Weight:** 196
Bats: Right **Throws:** Left

Age: 29
Birthdate: August 18, 1981
Birthplace: Northbrook, IL
Resides: Chandler, AZ

Major League Service:
1 Year, 137 Days

Signed By:
Steve Arneri (San Francisco)

How Obtained:
Claimed off waivers from the San Francisco Giants on June 5, 2009

Contract Status:
Signed through 2010

Personal: Wife, Teresa



CAREER HIGHLIGHTS

2010

- Began the season in the starting rotation for Buffalo (AAA) of the International League before the Mets selected his contract on August 14th.
- Struck out a career-best 10 batters in 8.0 innings on October 1st vs. the Nationals...Allowed one run, earned, but had a no-decision...His previous high for strikeouts in a game was eight on August 4, 2007 while with San Francisco at San Diego...His performance was the fourth double-digit strikeout game of the season for the Mets, joining Johan Santana (11, August 2nd at Atlanta; 10, August 12th vs. Colorado) and Hisanori Takahashi (10, July 31st vs. Arizona).
- Became the first Mets pitcher to pitch at least 8.0 innings, strike out 10 or more and allow three or fewer hits since Tom Glavine on September 29, 2005 vs. Colorado... Glavine tossed a complete-game shutout, while striking out 11 and allowing only two hits in an 11-0 Mets victory.
- Split his time with the Mets between the rotation and the bullpen, making six starts and six relief appearances... Did not allow a run as a reliever, throwing 4.0 innings...Went 0-4 as a starter, pitching to a 4.28 ERA (16 earned runs/33.2 innings).
- Made his Mets season debut and took a 4-0 loss on August 14th at home against Philadelphia...Went 6.0 innings and allowed eight hits, four runs, one earned, with two walks and two strikeouts.
- Lost three straight starts despite picking up a quality start in each from August 14th-August 25th...Tied with 11 others, including teammate R.A. Dickey, for the longest such streak in the majors in 2010.
- Was a Triple-A All-Star, pitching a scoreless inning for the International League team...He struck out two and walked one.
- At the time of his promotion he was leading the International League in innings pitched, was tied for third in wins, fifth in ERA and tied for first in complete games.
- Threw a four-hitter on May 15th vs. Norfolk, beating the Tides, 4-0...Struck out six and did not walk a batter.

Pat's Bests

WIN STREAK

2 games
9/27/09-10/3/09

LOSS STREAK

7 games
7/14/07-8/22/09

STRIKEOUTS GAME

10 strikeouts
10/1/10, vs. Washington

LONGEST OUTING, STARTER

9.0 innings
9/27/09 at Florida

LONGEST OUTING, RELIEVER

6.0 innings
4/27/08, San Francisco vs. Cincinnati

MOST WALKS, GAME

4 walks
5/25/08, San Francisco at Florida

FEWEST WALKS, COMPLETE GAME

3 walks
9/27/09 at Florida (Won, 4-0)

SCORELESS STREAK

11.0 innings
9/27/09-10/3/09

LAST COMPLETE GAME

9/27/09 at Florida (Won, 4-0)

LAST COMPLETE GAME SHUTOUT

9/27/09 at Florida (Won, 4-0)

FEWEST HITS, COMPLETE GAME

8 hits
9/27/09 at Florida (Won, 4-0)

BACKGROUND

- Patrick (Pat) Misch graduated from Glenbrook North (IL) High School...Was a four-year letter winner and the team's most valuable player on both his baseball and soccer teams.
- Attended Western Michigan University, earning All-MAC honors as a pitcher.

CAREER TRANSACTIONS

- Selected by the San Francisco Giants in the seventh round of the 2003 First-Year Player Draft.
- Claimed off waivers by the New York Mets on June 5, 2009.

YEAR	TEAM	W-L	ERA	G	GS	CG	SHO	SV	IP	H	R	ER	HR	HB	BB	SO	WP	BK
2003	Salem-Keizer (A)	7-5	2.18	14	14	0	0	0	*86.2	78	33	21	3	7	20	61	1	0
2004	Norwich (AA)	7-6	3.06	26	26	*4	*3	0	159.0	138	61	54	13	3	35	123	4	1
2005	Fresno (AAA)	3-9	6.35	19	19	1	0	0	102.0	135	80	72	18	6	40	69	2	1
	Norwich (AA)	4-2	3.52	9	9	1	0	0	61.1	63	25	24	7	3	7	43	0	0
2006	Connecticut (AA)	5-4	2.26	18	17	0	0	0	103.2	95	32	26	7	8	24	79	0	1
	Fresno (AAA)	4-2	4.02	10	10	1	0	0	65.0	74	32	29	7	0	11	57	1	1
	SAN FRANCISCO (NL)	0-0	0.00	1	0	0	0	0	1.0	2	0	0	0	0	0	1	0	0
2007	Fresno (AAA)	2-5	2.30	34	3	0	0	1	66.2	54	24	17	4	2	19	74	3	0
	SAN FRANCISCO (NL)	0-4	4.24	18	4	0	0	0	40.1	47	21	19	3	2	12	26	0	0
2008	Fresno (AAA)	6-5	5.38	20	13	0	0	0	87.0	101	58	52	15	6	27	56	0	1
	SAN FRANCISCO (NL)	0-3	5.68	15	7	0	0	0	52.1	56	34	33	11	3	15	38	1	1
2009	Fresno (AAA)	3-0	2.00	12	1	0	0	1	27.0	24	7	6	1	2	4	12	0	1
	SAN FRANCISCO (NL)	0-0	10.80	4	0	0	0	0	3.1	6	4	4	0	0	3	0	0	0
	Buffalo (AAA)	1-2	4.26	6	4	1	0	0	25.1	27	14	12	1	1	4	21	0	1
	METS	3-4	4.12	22	7	1	1	0	59.0	62	27	27	9	2	19	23	1	0
2010	Buffalo (AAA)	11-4	3.23	23	23	2	1	0	150.2	150	61	54	11	6	24	99	4	0
	METS	0-4	3.82	12	6	0	0	0	37.2	43	20	16	4	1	4	23	0	0
Minor League Totals		53-44	3.54	191	139	10	4	2	934.1	939	427	367	87	44	215	694	15	7
Major League Totals		3-15	4.60	72	24	1	1	0	193.2	216	106	99	27	8	53	111	2	1

* - led league

- rehabilitation assignment

MAJOR LEAGUE HITTING TOTALS

YEAR	CLUB	AVG	G	AB	R	H	2B	3B	HR	RBI	SH	SF	HBP	BB	SO	SB	CS	SLG	OBP	E
2010	METS	.125	12	8	0	1	0	0	0	0	1	0	0	0	4	0	0	.125	.125	1
Career Totals		.065	60	31	0	2	0	0	0	1	7	0	0	3	10	0	0	.065	.147	1

Last Home Run—None

Most Hits, Game—1, two times, August 19, 2010 at Houston

Most RBI, Game—1, May 14, 2008, San Francisco vs. Houston

CAREER FIELDING

POS	G	PO	A	E	PCT	TC	DP
P	72	7	25	2	.941	34	2



Height: 6-0 **Weight:** 210
Bats: Right **Throws:** Right

Age: 27
Birthdate: February 13, 1983
Birthplace: Vancouver, BC
Resides: Springfield, MO

Major League Service:
0 Years, 32 Days
Signed By:
John Castleberry (Texas)
How Obtained:
Acquired from the Texas Rangers in exchange for outfielder Victor Diaz on August 30, 2006

Contract Status:
Signed through 2010

Personal: Wife, Rebecca



CAREER HIGHLIGHTS

2010

- His contract was selected from Buffalo (AAA) of the International League on September 2nd.
- Made his major league debut, starting at Chicago (NL) on September 4th after appearing in 467 minor league games...Was 0-2 in his debut.
- Appeared in five games for New York, three starts...Went 2-4 and picked up his first big league hit (a second-inning single against Yovani Gallardo) in the first game of a doubleheader vs. the Brewers on September 29th.
- Also started against Milwaukee on September 30th.
- Was 0-3 throwing out base-runners with the Mets.
- Spent the majority of the season with Binghamton (AA) of the Eastern League...Was on the Buffalo (AAA) roster of the International League on Opening Day but was transferred to Binghamton after one game.
- Named to the EL's Mid-Season All-Star Game.
- Placed on the Disabled List on May 24th with a right hamstring strain ...Activated on May 2nd.
- Moved from Binghamton to Buffalo on August 25th.
- Reached base in 24 consecutive games from May 24-July 2nd.
- Hit safely in nine straight games from June 10th-June 25th (.400, 12-30).
- Ranked third in the EL with a .355 (27-76) catchers caught-stealing percentage.
- For the year, he had nine, two-hit games and six, three-hit games.
- Hit safely in five of his seven starts with Buffalo.
- Threw out three of the 11 runners who attempted to steal against him (27 percent) with the Bisons.
- In 2003, he spent the summer months with the USA Baseball National Team, helping Team USA capture the silver medal at the Pan-American Games in the Dominican Republic...Batted .303 in 20 games with 10 RBI.

Mike's Bests

HITS, GAME

2 hits
 9/29/10 vs. Milwaukee

HOME RUNS, GAME
 None

MULTI-HOME RUN GAMES
 None

LEADOFF HOME RUNS
 None

INSIDE-THE-PARK HOME RUNS
 None

WALK-OFF HOME RUNS
 None

PINCH-HIT HOME RUNS
 None

RBI, GAME
 None

STOLEN BASES, GAME
 None

HITTING STREAK
1 game
 9/29/10

GRAND SLAMS
 None

BACKGROUND

- Michael (Mike) Nickeas as a management major at Georgia Tech.
- His father, Mark, a native of Southport, England, was an accomplished soccer player...His father played professionally for Liverpool, the Plymouth Argyle and Chester in the English Football League...Also played in the North American Soccer League with the Vancouver Whitecaps.

CAREER TRANSACTIONS

- Selected by the Texas Rangers in the fifth round of the 2004 First-Year Player Draft.
- Acquired by the New York Mets in exchange for outfielder Victor Diaz on August 30, 2006.

YEAR	TEAM	AVG	G	AB	R	H	2B	3B	HR	RBI	SAC	SF	HBP	BB	SO	SB	CS	SLG	OBP	E
2004	Spokane (A)	.288	62	233	42	67	18	0	10	55	2	1	4	33	53	2	0	.494	.384	6
2005	AZL Rangers (R)	.286	6	21	2	6	1	0	1	6	0	0	1	3	4	0	0	.476	.400	0
	Frisco (AA)	.202	68	242	22	49	7	1	5	24	2	3	1	20	43	1	1	.302	.263	3
2006	Bakersfield (A)	.297	17	64	6	19	4	0	0	6	0	1	5	6	17	0	0	.359	.395	1
	Frisco (AA)	.248	39	113	15	28	7	0	2	15	3	4	6	21	22	1	1	.363	.382	2
	Binghamton (AA)	.167	4	12	1	2	0	0	0	3	0	1	1	1	4	0	0	.167	.267	1
2007	St. Lucie (A)	.208	26	77	6	16	7	0	0	4	0	0	4	17	20	0	0	.299	.378	5
	Binghamton (AA)	.217	65	212	26	46	10	0	1	15	2	3	2	18	37	2	3	.278	.281	8
2008	Binghamton (AA)	.196	17	51	2	10	1	0	1	4	0	1	0	7	7	0	0	.275	.288	0
	New Orleans (AAA)	.215	54	163	16	35	9	0	2	17	2	4	1	14	42	0	1	.307	.275	5
2009	Buffalo (AAA)	.000	2	6	0	0	0	0	0	0	0	0	0	1	3	0	0	.000	.143	0
	Binghamton (AA)	.182	18	55	3	10	1	0	0	7	2	1	0	9	9	0	0	.200	.292	1
2010	Binghamton (AA)	.283	82	265	27	75	15	0	5	33	0	0	4	49	43	1	1	.396	.403	9
	Buffalo (AAA)	.214	7	28	1	6	1	0	0	0	0	0	0	1	7	0	0	.250	.241	0
	METS	.200	5	10	0	2	0	0	0	0	0	0	0	0	5	0	0	.200	.200	1
Minor League Totals		.239	467	1542	169	369	81	1	27	189	13	19	29	200	311	7	7	.346	.334	35
Major League Totals		.200	5	10	0	2	0	0	0	0	0	0	0	0	5	0	0	.200	.200	1

* - led league

- rehabilitation assignment

CAREER FIELDING

POS	G	PO	A	E	PCT.	TC	DP
C	4	14	1	1	.938	16	0

CAREER HIGHLIGHTS

2010

- Became the ninth Mets rookie to make at least 30 starts in a season and the first since Jae Seo in 2003...Led all rookies in strikeouts and finished tied for sixth in wins.
- Threw the 34th one-hitter in club history and retired a franchise record-setting 21 straight to close out a 3-0 win over San Diego in Game Two of a doubleheader on June 10th at Citi Field...He did not allow any baserunners other than Chris Denorfia, who doubled in the third inning...Became the second Mets pitcher to be one out from perfection...Tom Seaver did it on July 9, 1969 against the Chicago Cubs.
- It was the 26th complete-game one-hitter in club history (R.A. Dickey threw the 27th later on in the season)...Before Niese, the last one-hitter by the Mets came on July 12, 2008 when Pedro Martinez, Carlos Muniz, Aaron Heilman, Scott Schoeneweis and Billy Wagner combined to one-hit the Colorado Rockies in a 3-0 win...Aaron Heilman threw the last individual complete game one-hitter, beating the Florida Marlins on April 15, 2005 at Shea Stadium.
- Faced 28 batters during his one-hitter on June 16th...The last Mets pitcher to face one batter over the minimum was Shawn Estes on April 26, 2002 vs. Milwaukee...Estes allowed one hit and one walk but Eric Young was caught stealing.
- Placed on the 15-Day Disabled List on May 19th, retroactive to May 17th, with a mild strain of his right hamstring that forced him out of his start on May 16th at Florida after 2.0 innings...Activated from the DL on June 5th to make the start that night against Florida.
- Put together two, career-high scoreless streaks of 12.0 innings...His first came over a span of two games from June 10th-June 16th, while his latest was over two games from June 27th-July 2nd.
- Did not allow a stolen base (four caught stealings) to lead the major leagues among pitchers with at least 105.0 innings pitched...A Mets pitcher led that category for the second straight season...Johan Santana allowed one stolen base in 2009 to tie for the major league lead with Joel Pineiro.
- From April 19th-April 30th, a stretch of three games, he went 1-0 with a 1.00 ERA (two earned runs/18.0 innings)...Allowed 17 hits, no home runs and struck out 20.
- Entered the April 17th game at St. Louis as a pinch-hitter...Hitting for Hisanori Takahashi in the 15th inning, he struck out...It was the first time a Mets pitcher pinch-hit since Tom Glavine on July 28, 2007 vs. Washington (Game Two).
- Allowed a career-high 12 hits on May 5th at Cincinnati.
- Won five consecutive decisions from June 5th-July 2nd to put together the first winning streak of his career...Also became the first Mets rookie to win three consecutive starts while pitching at least 7.0 innings in each game (June 5th-June 16th) since Jae Seo in 2003 (May 31st-June 11th)...Before that stretch, Niese had never won consecutive decisions.


Jonathon's Bests

WIN STREAK
5 games
 6/5/10-7/2/10
LOSS STREAK
3 games
 9/12/10-present
STRIKEOUTS, GAME
8 strikeouts
 three times, last, 8/26/10 vs. Florida
LONGEST OUTING, STARTER
9.0 innings
 6/10/10 vs. San Diego (Game Two)
MOST WALKS, GAME
6 walks
 9/22/10 at Florida
FEWEST WALKS, COMPLETE GAME
0 walks
 6/10/10 vs. San Diego (Game Two)
SCORELESS STREAK
12.0 innings
 two times, last, 6/27/10-7/2/10
LAST COMPLETE GAME
 8/21/10 at Pittsburgh, 5.0 innings
 (Won, 5-1)
LAST COMPLETE GAME SHUTOUT

6/10/10 vs. San Diego (Game Two) (Won, 3-0)

LAST NINE-INNING COMPLET-GAME

6/10/10 vs. San Diego (Game Two) (Won, 3-0)

FEWEST HITS, COMPLETE GAME
1 hit
 6/10/10 vs. San Diego (Game Two)


JONATHON NIESE

Pitcher
49

Height: 6-4 **Weight:** 215
Bats: Left **Throws:** Left

Age: 24
Birthdate: October 27, 1986
Birthplace: Lima, OH
Resides: Defiance, OH

Major League Service:
 1 Years, 107 Days

Signed By:
 Erwin Bryant

How Obtained:
 Selected in the seventh round of the 2005 First-Year Player Draft

Contract Status:
 Signed through 2010

Personal: Single



JONATHON NIESE

- Finished with four June wins, tied for third-most in the major leagues...His 2.67 ERA (10 earned runs/33.2 innings) was good for 13th in the National League, while he was one of eight qualifying pitchers (minimum four decisions) to go unbeaten during the month.
- Over a 15 start span from June 5th-August 21st, he went 7-3 with a 2.70 ERA (29 earned runs/96.2 innings) with two complete games.
- Went 7.0 innings and allowed one run in three straight starts from August 6th-August 21st, for a 1.29 ERA (three earned runs/21.0 innings)...Recorded one win and struck out 19...The streak of at least 7.0 innings and one run or less in three consecutive starts was tied for the fourth longest such streak in the majors...Johan Santana, Florida's Josh Johnson and San Francisco's Matt Cain put together five-game streaks earlier in the season.
- Was 1-5 with a 7.57 ERA (30 earned runs/35.2 innings) over his last seven starts of the season from August 26th-September 29th.
- Walked a career-most six on September 22nd at Florida.

BACKGROUND

- Jonathon Joseph Niese graduated from Defiance High School (OH) in 2005.
- Played soccer all four years...Was a Third Team All-State as a wing during his junior year...His team won back-to-back Western Buckeye League Championships in 2004 and 2005.
- Also won back-to-back Western Buckeye League Championships in baseball in 2004 and 2005...Allowed just one earned run with an 0.12 ERA in 78.0 innings during his senior season.
- Became the first athlete to win back-to-back Player of the Year awards in the state of Ohio in 2004 and 2005.
- Attended the same high school as the Dodgers' Chad Billingsley.
- His cousin, Chris Ehrnsberger, played in the Seattle Mariners and St. Louis Cardinals minor league systems during the 2003 and 2004 seasons, advancing to Double-A.

CAREER TRANSACTIONS

- Selected by the New York Mets in the seventh round of the 2005 First-Year Player Draft.
- On the 60-Day Disabled List, August 6, 2009-end of the season, with a torn right hamstring tendon.
- On the 15-Day Disabled List, May19-June 5, 2010, with a mild right hamstring strain.

YEAR	TEAM	W-L	ERA	G	GS	CG	SHO	SV	IP	H	R	ER	HR	HB	BB	SO	WP	BK
2005	GC Mets (R)	1-0	3.65	7	5	0	0	0	24.2	23	10	10	1	1	10	24	2	0
2006	Hagerstown (A)	11-9	3.93	25	25	1	*1	0	123.2	121	67	54	7	9	62	132	15	1
	St. Lucie (A)	0-2	4.50	2	2	0	0	0	10.0	8	8	5	0	0	5	10	1	0
2007	St. Lucie (A)	11-7	4.29	27	27	2	1	0	134.1	151	78	64	9	7	31	110	7	0
2008	Binghamton (AA)	6-7	3.04	22	22	2	1	0	124.1	118	53	42	5	2	44	112	7	0
	New Orleans (AAA)	5-1	3.40	7	7	0	0	0	39.2	34	15	15	4	2	14	32	0	1
	METS	1-1	7.07	3	3	0	0	0	14.0	20	11	11	2	0	8	11	0	0
2009	Buffalo (AAA)	5-6	3.82	16	16	2	*2	0	94.1	95	47	40	7	4	26	82	4	0
	METS	1-1	4.21	5	5	0	0	0	25.2	27	12	12	1	0	9	18	1	0
2010	METS	9-10	4.20	30	30	2	1	0	173.2	192	97	81	20	9	62	148	5	0
	Buffalo (AAA)	0-0	3.00	1	1	0	0	0	6.0	8	2	2	1	0	0	3	0	0
Minor League Totals		39-32	3.75	107	105	7	5	0	557	558	280	232	34	25	192	505	37	1
Major League Totals		11-12	4.39	38	38	2	1	0	213.1	239	120	104	23	9	79	177	6	0

* - led league

- rehabilitation assignment

MAJOR LEAGUE HITTING TOTALS

YEAR	TEAM	AVG	G	AB	R	H	2B	3B	HR	RBI	SH	SF	HB	BB	SO	SB	CS	SLG	OBP	E
2010	METS	.189	31	53	3	10	2	0	0	4	5	0	0	8	27	0	0	.226	.295	1
Career Totals		.179	39	67	3	12	2	0	0	4	6	0	0	8	34	0	0	.209	.267	1

Last Home Run—None

Most Hits, Game—2, September 15, 2010 at Chicago (NL)

Most RBI, Game—2, September 15, 2010 at Chicago (NL)

CAREER FIELDING

POS	G	PO	A	E	PCT.	TC	DP
P	38	9	32	1	.976	42	0



FERNANDO NIEVE

Pitcher

38

Height: 6-0 **Weight:** 214
Bats: Right **Throws:** Right

Age: 28
Birthdate: July 15, 1982
Birthplace: Puerto Cabello, VZ
Resides: Pearland, TX

Major League Service:
 2 Years, 103 Days

Signed By:
 Andres Reiner & Euclides Vargas (Houston)

How Obtained:
 Claimed off waivers from the Houston Astros on March 13, 2009

Contract Status:
 Signed through 2010

Personal: Wife, Leticia;
 Daughter, Valeria Alessandra
 (4/21/09)



CAREER HIGHLIGHTS

2010

- Spent the majority of the season with the Mets...Was Designated for Assignment on July 23rd and optioned to Buffalo (AAA) of the International League on July 27th.
- Made 40 appearances for New York and had one start, May 29th at Milwaukee, an 8-6 loss...In 2.0 innings, he gave up three hits, five runs, all earned, with three walks and five strikeouts.
- Became the first pitcher in franchise history to appear in 19 of his team's first 30 games.
- Picked up victories in relief vs. the Cubs on April 19th (1.1 scoreless innings with one hit) and vs. Detroit at Citi Field on June 22nd (2.1 innings, no hits, no runs, with a walk and four strikeouts).
- In seven June games, he went 1-0 with a 3.12 ERA (three earned runs/8.2 innings and eight hits).
- Worked a career-best 10.2 consecutive scoreless innings in nine appearances from April 17th-May 3rd...Gave up five hits, with three walks and 10 strikeouts.
- Struck out a season-high four in 2.1 innings vs. Detroit on June 22nd.
- Went a season-best 3.0 innings vs. Cincinnati on July 5th...Permitted one run on three hits.
- Made eight straight starts for Buffalo upon his return to the Bisons... Scored back-to-back victories against Scranton Wilkes-Barre on August 11th and against Pawtucket on August 16th.
- Went at least 6.0 innings in four of his eight starts.

🏆 *Fernando's Bests* 🏆

WIN STREAK

3 games
 6/13/09-6/24/09

LOSS STREAK

4 games
 6/29/09-4/16/10

STRIKEOUTS GAME

9 strikeouts
 6/9/06, Houston vs. Atlanta

LONGEST OUTING, STARTER

7.1 innings
 6/9/06, Houston vs. Atlanta

LONGEST OUTING, RELIEVER

3.0 innings
 7/05/10, vs. Cincinnati

MOST WALKS, GAME

6 walks
 two times, last, 7/4/09 at Philadelphia

FEWEST WALKS, COMPLETE GAME

None

SCORELESS STREAK

10.2 innings
 4/17/10-5/03/10

LAST COMPLETE GAME

None

LAST COMPLETE GAME SHUTOUT

None

FEWEST HITS, COMPLETE GAME

None

BACKGROUND

- Fernando Alexis Flores Nieve is a product of the Houston Astros Venezuelan Academy...Signed with the team as a 16-year-old, non-drafted free agent on May 11, 1999.
- Is an avid swimmer.

CAREER TRANSACTIONS

- Signed by the Houston Astros as a non-drafted free agent on May 11, 1999.
- On the 15-Day Disabled List, August 20-September 6, 2006, with a hyper-extension of his right elbow.
- Claimed off waivers by the New York Mets on March 13, 2009.
- On the 15-Day Disabled List, July 19, 2009-end of the season, with a torn muscle in his right thigh.
- Designated for assignment on July 23, 2010. Outrighted to the minors on July 27, 2010.

YEAR	TEAM	W-L	ERA	G	GS	CG	SHO	SV	IP	H	R	ER	HR	HB	BB	SO	WP	BK
1999	VSL Astros (R)	0-6	4.55	11	7	0	0	0	32.0	31	22	16	0	0	16	41	0	0
2000	VSL Astros (R)	3-4	2.71	14	13	0	0	0	79.2	56	29	24	5	12	28	64	12	0
2001	Martinsville (R)	4-2	3.79	12	8	1	0	0	38.0	27	20	16	2	3	21	49	3	1
2002	Martinsville (R)	4-1	2.39	13	13	0	0	0	67.2	46	23	18	5	2	27	60	1	0
	Lexington (A)	0-1	6.00	1	1	0	0	0	3.0	6	5	2	0	1	0	2	0	0
2003	Lexington (A)	14-9	3.65	28	28	1	0	0	150.1	133	69	61	10	0	65	144	7	1
2004	Salem (A)	10-6	2.96	24	24	2	2	0	149.0	136	52	49	9	1	40	117	5	0
	Round Rock (AAA)	2-0	1.56	3	3	0	0	0	17.1	12	4	3	0	1	8	17	0	0
2005	Corpus Christi (AA)	4-3	2.65	14	14	0	0	0	85.0	62	27	25	7	3	29	96	4	0
	Round Rock (AAA)	4-4	4.83	13	13	2	2	0	82.0	92	45	44	10	5	33	75	3	0
2006	HOUSTON (NL)	3-3	4.20	40	11	0	0	0	96.1	87	46	45	18	2	41	70	1	0
	Round Rock (AAA)	0-0	0.00	4	0	0	0	2	5.1	2	0	0	0	0	0	7	0	0
2007	Round Rock (AAA)	1-3	6.23	5	5	0	0	0	21.2	30	19	15	1	1	15	13	2	0
2008	Round Rock (AAA)	2-5	5.72	36	7	0	0	6	72.1	87	50	46	13	3	27	63	4	0
	HOUSTON (NL)	0-1	8.44	11	0	0	0	0	10.2	17	10	10	2	0	2	12	0	0
2009	Binghamton (AA)	0-1	4.91	5	4	0	0	0	18.1	16	10	10	1	1	6	19	2	0
	Buffalo (AAA)	3-0	3.70	4	4	0	0	0	24.1	18	10	10	2	0	10	23	2	0
	METS	3-3	2.95	8	7	0	0	0	36.2	36	13	12	4	1	19	23	2	0
2010	METS	2-4	6.00	40	1	0	0	0	42.0	37	28	28	10	2	22	38	2	0
	Buffalo (AAA)	2-1	5.63	8	8	0	0	0	40.0	49	25	25	3	1	13	31	1	0
Minor League Totals		53-46	3.70	195	152	6	4	8	886	803	410	364	68	34	338	821	46	2
Major League Totals		8-11	4.61	99	19	0	0	0	185.2	177	97	95	34	5	84	143	5	0

- led league
- rehabilitation assignment

MAJOR LEAGUE HITTING TOTALS

YEAR	TEAM	AVG	G	AB	R	H	2B	3B	HR	RBI	SH	SF	HBP	BB	SO	SB	CS	SLG	OBP	E
2010	METS	.000	40	2	0	0	0	0	0	0	0	0	0	0	0	0	0	.000	.000	0
Career Totals		.179	99	28	0	5	0	0	0	2	5	0	0	2	11	0	0	.179	.233	0

Last Home Run—None

Most Hits, Game—1, five times, last, July 10, 2009 vs. Cincinnati

Most RBI, Game—1, two times, last, July 4, 2009 vs. Philadelphia

CAREER FIELDING

POS	G	PO	A	E	PCT	TC	DP
P	99	16	17	0	1.000	33	4



Height: 6-2 **Weight:** 195
Bats: Switch **Throws:** Right

Age: 29
Birthdate: July 2, 1981
Birthplace: Rio Piedras, PR
Resides: Dorado, PR

Major League Service:
 4 Years, 144 Days

Signed By:
 Gary LaRocque

How Obtained:
 Acquired from the Chicago Cubs in exchange for minor league outfielder Corey Coles and minor league pitcher Ryan Meyers on January 5, 2008

Contract Status:
 Signed through 2010

Personal: Wife, Windy; Daughters, Suil Anyelina (2/15/05) and Briana Valentina (1/29/08)



CAREER HIGHLIGHTS

2010

- Set career highs in practically every offensive category: games, starts (139), at-bats, runs, hits, doubles, home runs, RBI, stolen bases and walks.
- Finished second in the National League with 37 stolen bases...Became the first Mets' outfielder to steal 30 bases since the 1999 season (Roger Cedeno-66 steals, Rickey Henderson-37 steals).
- Was one of two players in the major leagues this season to have at least 30 doubles, 10 home runs, 60 RBI and 30 stolen bases...The other player was Tampa Bay's Carl Crawford (30 doubles, 19 home runs, 90 RBI, 47 stolen bases).
- Finished seventh in the NL with a .339 batting average with men in scoring position, was tied for third with 10 outfield assists and tied for eighth with a .320 batting average at home.
- Made 139 starts in the outfield (88 games in centerfield, 29 games in rightfield and 22 games in leftfield).
- For the season, he had 30 games with two hits, 15 games with three hits and tied his career-high with two, four-hit games: June 22nd vs. Detroit and August 24th vs. Florida.
- Hit .300 (131-437) vs. righthanded pitching and .261 (37-142) vs. lefthanded pitching.
- Hit over .300 in three separate months: May (.333), June (.308) and July (.337).
- Scored the winning run in the 20th inning in the Mets' 2-1 victory in St. Louis on April 17th...It marked the first time in franchise history that New York had scored a run in the 20th inning or later.
- On May 19th at Washington he hit an inside-the-park home run (fourth inning against Livan Hernandez) and started a triple play...Became the first player to accomplish each of those feats in the same game since Phillies shortstop Ted Kazinski did so against the Giants at the Polo Grounds on September 25, 1955... Pagan caught Cristian Guzman's sinking line drive, threw to catcher Henry Blanco who threw to shortstop Jose Reyes to double off Hernandez at second base...Reyes then threw to Ike Davis to catch Nyjer Morgan at first base and complete the triple play.
- On August 1st, Carlos Beltran, Jesus Feliciano and Pagan, all natives of Puerto Rico, appeared in the outfield at the same time...According to the Baseball Hall of Fame, it marked only the seventh time an All Puerto Rican outfield played together in the same game...The last time was June 6, 1981 when the Cubs had Carlos Lezcano, Jerry Morales and Hector Cruz.
- Jose Reyes (30 steals) and Pagan became the fourth set of teammates to steal 30 or more bases in the same year...The last time it happened was 2007 (Reyes and David Wright).
- For the year, had 21 multiple RBI games: 17 contests with two RBI, three with three RBI and one with four RBI, June 22nd vs. Detroit.
- Had a season best 10-game hitting streak from June 11th-June 22nd...Hit .386 (17-44) during that span.
- Collected six-game winning RBI for the year.

Angel's Bests

HITS, GAME

4 hits
four times, last, 8/24/10 vs. Florida

HOME RUNS, GAME

2 home runs
two times, last, 8/23/09 vs. Philadelphia

MULTI-HOME RUN GAMES

2 multi-home run games
two, two home run games

LEADOFF HOME RUNS

2 leadoff home runs
last, 8/23/09 vs. Philadelphia (Pedro Martinez)

INSIDE-THE-PARK HOME RUNS

2 inside-the-park home runs
last, 5/19/10 at Washington (Livan Hernandez)

WALK-OFF HOME RUNS

None

PINCH-HIT HOME RUNS

None

RBI, GAME

5 RBI
8/1/09 vs. Arizona

STOLEN BASES, GAME

2 stolen bases
seven times, last, 8/13/10 vs. Philadelphia

HITTING STREAK

10 games
two times, last, 6/11/10-6/22/10

GRAND SLAMS

1 grand slam
8/1/09 vs. Arizona (Clay Zavada)

BACKGROUND

- Angel Pagan Figueroa graduated from Republica de Colombia High School in Rio Piedras, Puerto Rico in 1999...Played baseball, volleyball, and basketball...Named Athlete of the Year his senior year.
- Played in the Pony League World Series in North Carolina two consecutive years, 1998-1999.
- Played at Indian River Community College in Ft. Pierce, FL in 1999 before signing with the Mets.
- A member of the Puerto Rican national team at the pre-Olympic tournament in Panama in 2003.
- Was the Mets nominee for the 2010 Roberto Clemente Award...The award combines a dedication to give back to the community with outstanding skills in the field.
- Enjoys spear fishing for barracuda.

CAREER TRANSACTIONS

- Selected by the New York Mets in the fourth round of the June 1999 Free Agent Draft.
- Acquired by the Chicago Cubs in exchange for cash considerations on January 25, 2006.
- On the 60-Day Disabled List, April 16-June 30, 2006, with a left hamstring tear.
- On the 15-Day Disabled List, August 8-November 11, 2007, with colitis.
- Acquired by the New York Mets, in exchange for minor league righthanded pitcher Ryan Meyers and minor league outfielder Corey Coles, on January 5, 2008.
- Placed on the 15-Day Disabled List, May 13, 2008-end of the season, with a torn labrum in his left shoulder...Was transferred to the 60-Day Disabled List on August 3, 2008.
- On the 15-Day Disabled List, April 5-May 16, 2009, with a bone spur in his right elbow.
- On the 15-Day Disabled List, June 1-July 10, 2009, with a strained right groin.


YEAR	TEAM	AVG	G	AB	R	H	2B	3B	HR	RBI	SH	SF	HB	BB	SO	SB	CS	SLG	OBP	E
2000	Kingsport (R)	.361	19	72	13	26	5	1	0	8	0	0	0	6	8	6	1	.458	.410	2
2001	Columbia (A)	.298	15	57	4	17	1	1	0	5	1	0	0	6	5	3	2	.351	.365	1
	Brooklyn (A)	.315	62	238	46	75	10	2	0	15	3	1	7	22	30	*30	18	.374	.388	4
2002	Columbia (A)	.279	108	458	79	128	14	5	1	36	4	3	0	32	87	52	21	.338	.325	9
	St. Lucie (A)	.343	16	67	12	23	2	1	1	7	1	0	0	7	9	10	2	.448	.405	0
2003	St. Lucie (A)	.249	113	441	64	110	15	5	1	33	11	1	2	35	80	35	15	.313	.307	8
2004	Binghamton (AA)	.287	112	449	71	129	25	8	4	63	4	5	1	42	96	29	5	.405	.346	2
	Norfolk (AAA)	.289	12	45	13	13	3	3	0	1	0	0	0	4	8	4	1	.489	.347	0
2005	Norfolk (AAA)	.271	129	516	69	140	20	10	8	40	9	4	1	49	111	27	15	.395	.333	9
2006	CHICAGO (NL)	.247	77	170	28	42	6	2	5	18	1	1	0	15	28	4	2	.394	.306	1
	Mesa (R)#	.111	3	9	1	1	0	0	0	0	0	0	0	2	3	1	0	.111	.273	0
	Iowa (AAA)#	.267	4	15	2	4	1	0	0	0	0	0	0	1	4	1	0	.333	.313	1
2007	Iowa (AAA)	.250	33	116	18	29	4	3	3	9	1	0	0	10	20	6	1	.414	.310	1
	CHICAGO (NL)	.264	71	148	21	39	10	2	4	21	1	2	0	10	32	4	1	.439	.306	0
2008	METS	.275	31	91	12	25	7	1	0	13	1	2	0	11	18	4	0	.374	.346	1
	GC Mets (R)#	.600	2	5	1	3	1	0	0	0	1	0	0	0	0	2	0	.800	.600	0
	Brooklyn (A)#	.308	4	13	0	4	0	0	0	1	0	0	0	1	0	3	0	.308	.357	0
	St. Lucie (A)#	.000	1	4	1	0	0	0	0	0	0	0	0	1	0	0	0	.000	.200	0
2009	Buffalo (AAA)	.286	3	14	2	4	0	2	0	2	0	0	0	0	3	0	0	.571	.286	0
	METS	.306	88	343	54	105	22	11	6	32	5	3	0	25	56	14	7	.487	.350	2
	St. Lucie (A)#	.417	4	12	4	5	2	0	0	3	0	0	0	4	2	2	0	.583	.563	0
2010	METS	.290	151	579	80	168	31	7	11	69	6	3	1	44	97	37	9	.425	.340	5
Minor League Totals		.281	640	2531	400	711	103	41	18	223	35	14	11	222	466	211	81	.375	.340	35
Major League Totals		.285	418	1331	195	379	76	23	26	153	14	11	1	105	231	63	19	.435	.335	9

* - led league

- rehabilitation assignment

CAREER FIELDING

POS	G	PO	A	E	PCT.	TC	DP
OF	371	756	17	9	.988	782	2



Height: 6-4 **Weight:** 200
Bats: Right **Throws:** Right

Age: 26
Birthdate: September 8, 1984
Birthplace: Salisbury, NC
Resides: Salisbury, NC

Major League Service:
 1 Year, 132 Days

Signed By:
 Marlin McPhail

How Obtained:
 Selected in the ninth round of
 the 2005 First-Year Player
 Draft

Contract Status:
 Signed through 2010

Personal: Single



CAREER HIGHLIGHTS

2010

- Began the season with Buffalo (AAA) of the International League...Recalled by the Mets on June 22nd.
- Last pitched on September 18th vs. Atlanta...On September 20th, had an MRI at the Hospital for Special Surgery...The MRI revealed an inflamed plica of the right elbow and he did not pitch the remainder of the season.
- Went 15 games (13.2 innings) without allowing an earned run from August 11th-September 8th.
- Over his last 19 games, he fashioned a 1.17 ERA (two earned runs/15.1 innings).
- Earned his second hold of the season June 30th at Florida, allowing one run over 1.2 innings.
- Put together a 10-inning scoreless streak (11 games) from July 4th-July 24th.
- On August 18th at Houston his fifth pitch to Chris Johnson (strike three) was clocked at 102.5 miles per hour by Major League Baseball's Pitch Fx... At the time, it was the fastest pitch in the majors...Also threw a pitch to Jason Castro that the system registered at 102.0 miles per hour.
- Worked a season-high 2.0 innings twice: July 24th at Los Angeles and August 18th at Houston.
- Lost his only decision of the year, August 6th at Philadelphia.
- At Buffalo he went a season-high 3.0 innings vs. Rochester on April 22nd.
- Went 2.0 or more innings in 13 other games.
- Struck out a season-best four in 2.0 innings vs. Toledo on May 28th.

Bobby's Bests

WIN STREAK
2 games
 5/8/09-5/14/09

LOSS STREAK
4 games
 two times, last, 8/19/09-9/10/09

STRIKEOUTS GAME
7 strikeouts
 two times, last, 9/4/09 vs. Chicago (NL)

LONGEST OUTING, STARTER
7.0 innings
 9/4/09 vs. Chicago (NL)

LONGEST OUTING, RELIEVER
3.0 innings
 8/5/09 vs. St. Louis

MOST WALKS, GAME
5 walks
 9/10/09 vs. Florida

FEWEST WALKS, COMPLETE GAME
 None

SCORELESS STREAK
10.1 innings
 7/3/09-7/30/09

LAST COMPLETE GAME
 None

LAST COMPLETE GAME SHUTOUT
 None

FEWEST HITS, COMPLETE GAME
 None

BACKGROUND

- Robert Allen (Bobby) Parnell graduated from East Rowan High School (NC) in 2002.
- Was a goalie on the high school soccer team for four years...Also was a free safety on the football team for two years.
- Attended Charleston Southern University where he majored in Criminal Justice.
- Works with the Boys & Girls Club of Salisbury, NC during the off-season, offering baseball instruction.

CAREER TRANSACTIONS

- Selected by the New York Mets in the ninth round of the 2005 First-Year Player Draft.

YEAR	TEAM	W-L	ERA	G	GS	CG	SHO	SV	IP	H	R	ER	HR	HB	BB	SO	WP	BK
2005	Brooklyn (A)	2-3	*1.73	15	14	0	0	0	73.0	48	20	14	1	4	29	67	3	0
2006	Hagerstown (A)	5-10	4.04	18	18	1	0	0	93.2	84	50	42	7	6	40	84	12	0
	St. Lucie (A)	0-1	9.26	3	3	0	0	0	11.2	16	13	12	3	0	9	13	2	0
2007	St. Lucie (A)	3-3	3.25	12	12	0	0	0	55.1	56	22	20	0	4	22	62	3	1
	Binghamton (AA)	5-5	4.77	17	17	0	0	0	88.2	98	54	47	9	4	38	74	3	0
2008	Binghamton (AA)	10-6	4.30	24	24	0	0	0	127.2	126	66	61	14	6	57	91	9	0
	New Orleans (AAA)	2-2	6.64	5	4	0	0	0	20.1	25	16	15	0	0	9	23	1	0
	METS	0-0	5.40	6	0	0	0	0	5.0	3	3	3	0	0	2	3	1	0
2009	METS	4-8	5.30	68	8	0	0	1	88.1	101	56	52	8	4	46	74	6	1
2010	Buffalo (AAA)	1-1	4.14	24	0	0	0	4	41.1	36	22	19	3	1	17	42	1	0
	METS	0-1	2.83	41	0	0	0	0	35.0	41	13	11	1	0	8	33	0	0
Minor League Totals		28-30	3.93	117	91	1	0	4	508.67	482	254	222	35	25	218	452	34	1
Major League Totals		4-9	4.63	115	8	0	0	1	128.1	145	72	66	9	4	56	110	7	1

* - led league

- rehabilitation assignment

MAJOR LEAGUE HITTING TOTALS

YEAR	TEAM	AVG	G	AB	R	H	2B	3B	HR	RBI	SH	SF	HB	BB	SO	SB	CS	SLG	OBP	E
2010	METS	.000	41	1	0	0	0	0	0	0	0	0	0	0	0	0	0	.000	.000	0
Career Totals		.111	115	9	1	1	0	0	0	0	4	0	0	0	3	0	0	.111	.111	0


Last Home Run—None

Most Hits, Game—1, August 5, 2009 vs. St. Louis

Most RBI, Game—None

CAREER FIELDING

POS	G	PO	A	E	PCT.	TC	DP
P	115	7	23	0	1.000	30	0



Height: 6-7 **Weight:** 230
Bats: Right **Throws:** Right

Age: 26
Birthdate: January 14, 1984

Birthplace: Wright Patterson
 Air Force Base, OH
Resides: Wichita, KS

Major League Service:
 3 Years, 122 Days

Signed By:
 Larry Chase

How Obtained:
 Selected in the first round
 (ninth pick overall) of the
 2005 First-Year Player Draft

Contract Status:
 Signed through 2010

Personal: Wife, Angela; Son,
 Chase Michael (8/6/09)



CAREER HONORS: Was selected the National League Player of the Week (July 7-July 13, 2008).

CAREER HIGHLIGHTS

2010

- Set career-bests in wins, ERA, starts, innings, strikeouts and opponents average against (.275).
- Made 34 appearances, 33 starts to become the first Mets starter to make at least 30 starts in three consecutive seasons since Tom Glavine went five consecutive seasons from 2003-2007.
- Became the 10th righthander in franchise history to win at least 15 games in a season and the first since John Maine in 2007, when he beat the Pirates, 6-2, on September 16th at Citi Field.
- Went 10-3 with a 2.83 ERA (39 earned runs/124.0 innings) in 19 starts at Citi Field...He is the third Mets pitcher over the past 20 seasons to win 10 home starts in one year (Rick Reed, 1998, 10-4 and Mike Hampton, 2000, 11-4).
- Went 8-1 with a 2.23 ERA in his first 12 starts...Since 1991, only two other Mets pitchers won eight of their first 12 starts while compiling an ERA under 2.50 (Bobby Jones in 1997, 10-2, 2.22 ERA; Johan Santana in 2009, 8-3, 2.39 ERA).
- Following a Mets loss in 2010, he went 10-3 with a 2.55 ERA (30 earned runs/106.0 innings) in 16 starts...The team went 12-4 in such games and he went at least 7.0 innings in 10 of these starts.
- Threw 26 ground ball double plays this season, tied for fifth most in the majors and tied for the second most in the National League.
- Became the first National League pitcher since 1900 to allow more than 50 baserunners (walks, hits, hit batsmen) while recording fewer than 50 outs over a four-start span (June 30th-July 19th).
- Earned his first professional save working a scoreless 20th inning on April 17th at St. Louis...The last Mets full-time starter to earn a save was Dwight Gooden on September 19, 1989 when he pitched 4.0 innings in a 5-2 win at Wrigley Field against the Cubs...It was also the first save by a Mets pitcher in 2010.
- Was the winning pitcher on April 20th vs. Chicago (NL)...He became the second pitcher in major league history to record three wins and a save in his first four games of the season...Bill Singer did it for the Dodgers in 1969.
- Finished April with a 0.69 ERA (two earned runs/26.0 innings) to lead the majors...That mark also tied a franchise record first set by Nolan Ryan in 1970 for the lowest ERA during March/April.
- Tossed a career-best 27.0-inning scoreless streak that ended in the fourth inning of his start on May 1st at Philadelphia...The streak dated to the third inning of the righthander's start on April 9th...The 27.0-inning streak was the longest stretch of Pelfrey's career and the longest by a Mets pitcher since Mark Guthrie had 27.0 consecutive innings in 2002...It also was tied for the fourth longest streak in the majors in 2010.
- Became the fifth pitcher in franchise history to win nine or more games in his first 10 decisions (9-1) with his victory on June 13th at Baltimore...Joined Terry Leach (10-0) in 1987, David Cone and Dwight Gooden (both 9-1) in 1988 and Al Leiter (9-1) in 2000.

Mike's Bests

WIN STREAK

7 games
 6/16/08-7/25/08

LOSS STREAK

8 games
 7/23/06-7/6/07

STRIKEOUTS, GAME

8 strikeouts
 two times, last, 6/1/10 at San Diego

LONGEST OUTING, STARTER

9.0 innings
 three times, last, 6/8/10 vs. San Diego

LONGEST OUTING, RELIEVER

2.0 innings
 9/11/07 vs. Atlanta

MOST WALKS, GAME

5 walks
 six times, last, 5/27/10 vs. Philadelphia

FEWEST WALKS, COMPLETE GAME

0 walks
 8/25/08 vs. Houston

SCORELESS STREAK

27.0 innings
 4/9/10-5/1/10

LAST COMPLETE GAME

8/25/08 vs. Houston (Won, 9-1)

LAST COMPLETE GAME SHUTOUT

None

FEWEST HITS, COMPLETE GAME

3 hits
 8/20/08 vs. Atlanta (Won, 6-3)

MIKE PELFREY

- Won a season-high five straight games from May 17th-June 13th...It was also the second longest stretch of his career, trailing only his seven-game winning streak from June 16-July 25, 2008...Over his 2010 streak, a span of six games, he compiled a 1.65 ERA (eight earned runs/43.2 innings) and allowed just 34 hits, one home run and 14 walks, while striking out 28...He beat the two teams from the 2009 World Series (New York, May 22nd; Philadelphia, May 27th) in consecutive starts during the winning streak.
- Went 9.0 innings on June 8th vs. San Diego to tie his career high...Received a no-decision in the Mets 2-1 win.
- In 11 starts from June 8th-August 4th, he allowed 16 first-inning runs, including at least one run in 10 of them, after surrendering just one run total in the first inning through his first 11 starts.
- Allowed a career-worst 12 hits, two times (June 30th and July 10th) over a four-start stretch from June 30th-July 19th.
- From June 30th-August 4th, he threw a total of 30.0 innings over a span of seven games...That was the fewest number of innings among all major league pitchers who made that many starts in that time frame...Pittsburgh's Ross Ohlendorf was next to last with 33.0 innings.
- His 10.02 ERA in July was the highest in the month for pitchers with at least 20.0 July innings.
- From August 4th-August 27th, he went 3-1 with a 1.20 ERA (four earned runs/30.0 innings) in four starts...Allowed 22 hits and five walks, while striking out 14...Threw 122, 113, 119 and a career high 124 pitches in those four starts.
- Pitched to a 2.27 ERA (nine earned runs/35.2 innings) and went 2-0 over his final five starts of the season from September 11th-October 3rd...Went at least 7.0 innings in all five of the starts.

BACKGROUND

- Michael Alan (Mike) Pelfrey attended Heights High School in Wichita, KS...Played baseball and one year of basketball... Was a four-year captain for the baseball squad...Captured one city championship, four regional championships, and four state tournament appearances with one runner-up finish.
- Named the 2001 Kansas Gatorade Player of the Year, a 2001 Rawlings District V All-American and the 2002 Proline Kansas Player of the Year.
- Was also All-State in baseball in 2001 and 2002.
- Drafted in the 15th round of the 2002 First-Year Player Draft by Tampa Bay, but did not sign.
- Helped Team USA win a gold medal at the FISU II World University Baseball Championship in Tainan, Taiwan in 2004...Went 1-1 with 20 strikeouts in 16.2 innings during six appearances, three starts.
- *Baseball America* ranked him the fifth best prospect in the draft and the fourth best fastball among collegiate pitchers.

CAREER TRANSACTIONS

- Selected by the New York Mets in the first round (ninth overall pick) in the 2005 First-Year Player Draft.

YEAR	TEAM	W-L	ERA	G	GS	CG	SHO	SV	IP	H	R	ER	HR	HB	BB	SO	WP	BK
2006	St. Lucie (A)	2-1	1.64	4	4	0	0	0	22.0	17	5	4	1	1	2	26	3	0
	Binghamton (AA)	4-2	2.71	12	12	0	0	0	66.1	60	23	20	2	4	26	77	2	0
	METS	2-1	5.48	4	4	0	0	0	21.1	25	14	13	1	3	12	13	2	0
	Norfolk (AAA)	1-0	2.25	2	2	0	0	0	8.0	4	2	2	1	0	5	6	0	0
2007	METS	3-8	5.57	15	13	0	0	0	72.2	85	47	45	6	9	39	45	3	0
	New Orleans (AAA)	3-6	4.01	14	14	0	0	0	74.0	74	35	33	6	6	26	56	2	0
	St. Lucie (A)	0-0	3.00	1	1	0	0	0	6.0	5	3	2	1	2	3	2	0	0
2008	METS	13-11	3.72	32	32	2	0	0	200.2	209	86	83	12	13	64	110	2	0
2009	METS	10-12	5.03	31	31	0	0	0	184.1	213	112	103	18	7	66	107	1	*6
2010	METS	15-9	3.66	34	33	0	0	1	204.0	213	88	83	12	6	68	113	1	1
Minor League Totals		10-9	3.11	33	33	0	0	0	176.1	160	68	61	11	13	62	167	7	0
Major League Totals		43-41	4.31	116	113	2	0	1	683.0	745	347	327	49	38	249	388	9	7

* - led league

- rehabilitation assignment

MAJOR LEAGUE HITTING TOTALS

YEAR	TEAM	AVG.	G	AB	R	H	2B	3B	HR	RBI	SH	SF	HBP	BB	SO	SB	CS	SLG	OBP	E
2010	METS	.113	34	62	2	7	0	0	0	3	6	0	0	2	13	0	0	.113	.141	2
Career Totals		.094	116	203	11	19	2	0	0	9	19	1	2	9	56	0	0	.103	.140	4

Last Home Run—None

Most Hits, Game—2, June 10, 2009 vs. Philadelphia

Most RBI, Game—2, May 1, 2009 at Philadelphia

CAREER FIELDING

POS	G	PO	A	E	PCT.	TC	DP
P	116	39	103	4	.973	146	9



OLIVER PEREZ

Pitcher
46

Height: 6-3 **Weight:** 205
Bats: Left **Throws:** Left

Age: 29

Birthdate: August 15, 1981

Birthplace: Culiacan, Mexico

Resides: Paradise Valley, AZ

Major League Service:

8 Years, 34 Days

Signed By:

Jack Pierce (San Diego)

How Obtained:

Acquired from the Pittsburgh Pirates, along with righthanded pitcher Roberto Hernandez in exchange for outfielder Xavier Nady on July 31, 2006

Contract Status:

Signed through 2011

Personal: Wife, Luz Arianna

Gutierrez



CAREER HIGHLIGHTS

2010

- Began the season in the starting rotation before being moved to the bullpen after his start on May 14th at Florida, a 7-2 loss (3.1 innings, seven earned runs, four home runs).
- Limited lefthanders to a .214 (9-42) batting average, while righthanders hit .317 (45-142) against him.
- Placed on the 15-Day Disabled List with patella tendinitis of his right knee on June 5th...Activated from the DL on July 20th...Appeared in six of the team's final 69 games.
- Made four rehabilitation starts split between Buffalo (AAA) of the International League and St. Lucie (A) of the Florida State League, going a combined 1-1 with a 3.47 ERA (nine earned runs/23.1 innings).
- Was unscored upon in three of his 17 outings.
- As a starter, he was 0-3 with a 5.94 ERA (22 earned runs/33.1 innings)... Posted an 0-2 record with a 9.00 ERA (13 earned runs/13.0 innings) out of the bullpen.
- Made his first major league relief appearance since September 2, 2002 on May 19th at Washington... Walked one in 0.1 innings.
- Lost his sixth straight decision dating back to 2009 on October 3 vs. Washington...Hit a batter and walked three to force in the go-ahead run in the 14th inning of a 2-1 loss.

Oliver's Bests

WIN STREAK

4 games
5/21/05-6/11/05

LOSS STREAK

6 games
three times, last, 8/23/09-present

STRIKEOUTS, GAME

14 strikeouts
9/9/04, Pittsburgh vs. Houston (Game One)

LONGEST OUTING, STARTER

9.0 innings
three times, last, 9/6/06 vs. Atlanta (Game Two)

LONGEST OUTING, RELIEVER

2.2 innings
5/31/10 at San Diego

MOST WALKS, GAME

8 walks
5/23/08 at Colorado

FEWEST WALKS, COMPLETE GAME

1 walk
three times, last, 9/6/06 vs. Atlanta (Won, 8-0)

SCORELESS STREAK

15.0 innings
8/3/08-8/14/08

LAST COMPLETE GAME

9/6/06 vs. Atlanta (Game Two) (Won, 8-0)

LAST COMPLETE GAME SHUTOUT

9/6/06 vs. Atlanta (Game Two) (Won, 8-0)

FEWEST HITS, COMPLETE GAME

5 hits
9/6/06 vs. Atlanta (Game Two) (Won, 8-0)

BACKGROUND

- Oliver Perez (pronounced PEH rez) attended Cobales High School in Culiacan, Mexico.
- Signed first professional contract at the age of 16 with the Leones de Yucatan of the Mexican Summer League in 1998.
- Was a member of the 2002 Caribbean World Series Champion Tomateros de Culiacan.
- Teamed with catcher Humberto Cota from 2003-2005 to form one of the five all-Mexican batteries in Major League Baseball history.
- Played for Mexico in the 2006 and 2009 World Baseball Classic.

CAREER TRANSACTIONS

- Signed by the San Diego Padres as a non-drafted free agent on March 4, 1999.
- Loaned by San Diego to Yucatan of the Mexican League from June 2-June 22, 2000.
- Loaned by San Diego to Yucatan of the Mexican League from July 18-September 6, 2000.
- Acquired by the Pittsburgh Pirates, along with outfielder Jason Bay and a player to be named later (pitcher Cory Stewart), in exchange for outfielder Brian Giles on August 26, 2003.
- Acquired by the New York Mets, along with righthanded pitcher Roberto Hernandez, in exchange for outfielder Xavier Nady on July 31, 2006.
- On the 15-Day Disabled List, June 27-July 15, 2007, with a stiff lower back.
- Signed a three-year contract with the New York Mets on February 3, 2008.
- On the 15-Day Disabled List, May 7-July 8, 2009, with right patellar tendinitis.
- On the 15-Day Disabled List, August 26, 2009-end of the season, with right patellar tendinitis...Transferred to the 60-Day Disabled List on September 28, 2009.
- On the 15-Day Disabled List, June 5-July 21, 2010, with right knee patella tendinitis.

YEAR	TEAM	W-L	ERA	G	GS	CG	SHO	SV	IP	H	R	ER	HR	HB	BB	SO	WP	BK
1999	Peoria (R)	1-2	5.08	15	2	0	0	3	28.1	28	20	16	1	1	16	37	0	2
2000	Yucatan (Mexico)	3-2	4.36	11	6	0	0	1	43.1	39	24	21	3	0	17	37	1	1
	Idaho Falls (R)	3-1	4.07	5	5	0	0	0	24.1	24	14	11	1	1	9	27	3	0
2001	Fort Wayne (A)	8-5	3.46	19	19	0	0	0	101.1	84	46	39	9	1	43	98	1	2
	Lake Elsinore (A)	2-4	2.72	9	9	0	0	0	53.0	45	22	16	4	1	25	62	6	0
2002	Lake Elsinore (A)	3-3	1.85	9	8	0	0	0	48.2	36	13	10	0	2	24	66	0	0
	Mobile (AA)	1-0	1.17	4	4	0	0	0	23.0	11	3	3	1	0	16	34	4	0
	SAN DIEGO (NL)	4-5	3.50	16	15	0	0	0	90.0	71	37	35	13	5	48	94	3	0
2003	SAN DIEGO (NL)	4-7	5.38	19	19	0	0	0	103.2	103	65	62	20	3	65	117	6	1
	Portland (AAA)	3-3	3.02	8	8	0	0	0	47.2	44	20	16	6	4	12	48	1	1
	PITTSBURGH (NL)	0-3	5.87	5	5	0	0	0	23.0	26	15	15	2	1	12	24	1	0
2004	PITTSBURGH (NL)	12-10	2.98	30	30	2	1	0	196.0	145	71	65	22	9	81	239	2	1
2005	PITTSBURGH (NL)	7-5	5.85	20	20	0	0	0	103.0	102	68	67	23	6	70	97	3	0
	Indianapolis (AAA)#	0-1	9.90	3	3	0	0	0	10.0	14	11	11	3	1	12	4	1	0
2006	METS	1-3	6.38	7	7	1	1	0	36.2	41	26	26	7	3	17	41	1	0
	Norfolk (AAA)	1-2	6.05	4	4	0	0	0	19.1	18	13	13	4	1	12	26	2	0
	PITTSBURGH (NL)	2-10	6.63	15	15	0	0	0	76.0	88	64	56	13	3	61	51	4	1
	Indianapolis (AAA)	1-3	5.63	6	6	0	0	0	32.0	28	21	20	6	2	11	34	1	0
2007	METS	15-10	3.56	29	29	0	0	0	177.0	153	90	70	22	7	79	174	6	0
	GC Mets (A)#	0-0	0.00	1	1	0	0	0	4.0	2	0	0	0	1	0	7	0	0
2008	METS	10-7	4.22	34	34	0	0	0	194.0	167	100	91	24	11	105	180	9	1
2009	METS	3-4	6.82	14	14	0	0	0	66.0	69	51	50	12	4	58	62	2	0
	Buffalo (AAA)#	0-2	3.86	2	2	0	0	0	9.1	8	3	3	1	0	9	9	0	0
	St. Lucie (A)#	0-1	6.00	1	1	0	0	0	3.0	7	6	2	1	0	1	3	1	0
	Brooklyn (A)#	1-0	0.00	1	1	0	0	0	5.0	2	0	0	0	0	1	6	0	0
2010	METS	0-5	6.80	17	7	0	0	0	46.1	54	37	35	9	4	42	37	4	0
	St. Lucie#	1-1	4.63	2	2	0	0	0	11.2	7	6	6	2	1	4	14	1	0
	Buffalo#	0-0	2.31	2	2	0	0	0	11.2	10	4	3	2	2	7	10	2	0
Minor League Totals		25-28	3.54	91	77	0	0	3	432.1	368	203	170	41	18	202	485	23	5
Major League Totals		58-69	4.63	206	195	3	2	0	1111.2	1019	624	572	167	56	628	1126	41	4

* - led league

- rehabilitation assignment

LEAGUE CHAMPIONSHIP SERIES

YEAR	TEAM/OPPONENT	W-L	ERA	G	GS	CG	SHO	SV	IP	H	R	ER	HR	HB	BB	SO	WP	BK
2006	METS/ST. LOUIS	1-0	4.63	2	2	0	0	0	11.2	13	6	6	3	1	3	7	0	0
LCS Totals		1-0	4.63	2	2	0	0	0	11.2	13	6	6	3	1	3	7	0	0

WORLD BASEBALL CLASSIC

YEAR	TEAM	W-L	ERA	G	GS	CG	SHO	SV	IP	H	R	ER	HR	HB	BB	SO	WP	BK
2006	Mexico	0-0	0.00	2	1	0	0	0	4.0	1	0	0	0	0	4	3	1	0
2009	Mexico	0-1	9.45	2	2	0	0	0	6.2	13	8	7	5	1	3	8	0	0
WBC Totals		0-1	5.91	4	3	0	0	0	10.2	14	8	7	5	2	7	11	1	0

MAJOR LEAGUE HITTING TOTALS

YEAR	TEAM	AVG.	G	AB	R	H	2B	3B	HR	RBI	SH	SF	HBP	BB	SO	SB	CS	SLG	OBP	E
2010	METS	.111	17	9	0	1	0	0	0	1	1	0	0	1	4	0	0	.111	.200	0
Career Totals		.158	208	341	13	54	1	0	0	15	39	2	0	14	116	3	1	.161	.190	8

Last Home Run—None

Most Hits, Game—3, August 6, 2002, San Diego vs. Philadelphia

Most RBI, Game—2, four times, last, June 13, 2008 vs. Texas

CAREER FIELDING

POS	G	PO	A	E	PCT.	TC	DP
P	206	25	113	8	.945	146	8



Height: 6-1 **Weight:** 200
Bats: Switch **Throws:** Right

Age: 27
Birthdate: June 11, 1983

Birthplace: Villa Gonzalez, DR
Resides: Santiago, DR

Major League Service:
 7 Years, 111 Days

Signed By:
 Eddy Toledo

How Obtained:
 Signed a non-drafted free agent on August 16, 1999

Contract Status:
 Signed through 2010

Personal: Wife, Katherine;
 Daughters, Katerine (1/20/05),
 Ashely (7/16/06) and Joselyn
 Valentina (2/14/09)



CAREER HONORS: Ranks as the Mets franchise leader in stolen bases and triples...Is a three-time National League All-Star (2006, 2007, 2010)...Is a two-time National League Player of the Week (June 12-18, 2006 and June 19-25, 2006)...Earned National League Player of the Month honors in April, 2007...Was the MVP of the 2002 Major League Baseball Futures Game...Led the NL in stolen bases each year from 2005-2007...Led the NL in hits in 2008...Had the most stolen bases (147) in Shea Stadium history...Also finished with a .297 batting average at Shea, the third highest in history.

CAREER HIGHLIGHTS

2010

- The Mets went 42-22 when he scored at least one run this season...Since 2005, the Mets are 290-126 when he scores one or more run.
- Hit .329 (91-277) in Mets wins and .238 (68-286) in Mets losses.
- Led all major league players with 19 runs scored in Interleague action.
- Was diagnosed with a hyperactive thyroid on March 11th...Returned to baseball activity on March 23rd and appeared in his first minor league spring training game on March 30th...Began the season on the 15-Day Disabled List on April 5th, retroactive to March 26th, with his thyroid condition.
- Returned on April 10th from his major league rehabilitation assignment, going 1-4 vs. Washington in his 2010 debut with the Mets.
- Scored the first run of the game in the 19th inning and drove in the winning run in the 20th in the Mets 2-1 victory in 20 innings on April 17th in St. Louis.
- Had a season-high four hits on April 20th vs. Chicago (NL)...Also had four hits on August 18th at Houston...For his career, he has 19 games with four or more hits.
- Hit his 75th career triple on April 21st vs. Atlanta in his 804th career game... Among players who debuted in the majors since 1950, only one reached 75 triples in fewer games than Reyes: Garry Templeton, who collected his 75th triple in his 787th game.
- Hit third in the batting order on April 23rd vs. Atlanta to snap a string of 591 starts in the leadoff spot...Went 2-4 with a run scored, a double and a triple.
- Returned to the leadoff spot on May 15th at Florida...In 20 games batting third in the order, he hit .207 (17-82) with 12 runs scored.
- Collected his 1,000th career hit on May 25th vs. Philadelphia...Became the quickest in franchise history to reach the milestone.
- Had five straight multi-hit games, May 22nd-May 27th...It was the longest such streak since he had six straight multi-hit games from August 12-August 18, 2003.
- Hit safely in 11 straight games from June 8th-June 19th...Hit .438 (21-48) with four home runs over that span.
- Extended his franchise record with his 16th career leadoff home run on June 19th at Yankee Stadium (off Phil Hughes)...Also hit a leadoff home run on June 12th at Baltimore (off Brian Matusz).
- Collected a pair of home runs on June 19th at New York (AL)...Both home runs came against righthander Phil Hughes...It was the sixth multi-home run game of his career and the first since May 26, 2008 at Florida.

Jose's Bests

HITS, GAME

5 hits
 5/5/06 vs. Atlanta

HOME RUNS, GAME

3 home runs
 8/15/06 at Philadelphia

MULTI-HOME RUN GAMES

6 multi-home run games
 one, three-home run game and five, two-home run games

LEADOFF HOME RUNS

16 leadoff home runs
 last, 6/19/10 at Yankees (Phil Hughes)

INSIDE-THE-PARK HOME RUNS

1 inside-the-park home run
 9/7/06 vs. Los Angeles (NL) (Brad Penny)

WALK-OFF HOME RUNS

None

PINCH-HIT HOME RUNS

None

RBI, GAME

5 RBI
 6/15/03 at Anaheim

STOLEN BASES, GAME

3 stolen bases
 seven times, last, 9/25/08 vs. Chicago (NL)

HITTING STREAK

20 games
 7/17/05-8/7/05

GRAND SLAMS

2 grand slams
 last, 8/6/06 vs. Philadelphia
 (Scott Mathieson)

- Missed time from June 30th-July 6th with a strained right oblique...Returned to action on July 6th vs. Cincinnati but left the game on July 10th vs. Atlanta with the same injury.
- Was named to the National League All-Star team, but was unable to play due to injury...His three All-Star appearances are the most by a Mets shortstop...Bud Harrelson was named to two NL All-Star teams.
- Returned to action on July 19th at Arizona...Started a 12-game hitting streak with a 2-5 effort that evening...Hit safely in each game through July 31st at Arizona...Batted .298 (17-57) during the streak.
- Hit his 80th career triple on August 15th vs. Philadelphia...Is one of only six active players with 80 or more triples (Carl Crawford-105, Johnny Damon-100, Jimmy Rollins-98, Cristian Guzman-89, Juan Pierre-82).
- Left the game on August 26th with a right oblique strain...Returned to the line-up on September 10th and went 1-5.
- Connected on the 188th double of his career on September 10th vs. Philadelphia to move him into sole possession of sixth place in franchise history.
- Stole his 30th base of the season on September 17th vs. Atlanta...Marked his fifth season with at least 30 swipes.
- Had a franchise record 24-game road hitting streak from June 28th-September 24th...Hit .340 (36-106) over this span...Keith Hernandez held the old record, a 22-game stretch from April 16-June 3, 1987...The road hitting streak was the longest in the majors in 2010, one more than Tampa Bay's Ben Zobrist, who hit safely in 23 straight road games, May 10th-July 1st.
- Hit his 10th triple of the season on September 29th vs. Milwaukee...It marked the eighth time in franchise history that a single player has hit 10 triples and the fifth time that it has been Reyes.

BACKGROUND

- Jose Bernabe Reyes attended Liceo Delia Reyes High School in the Dominican Republic.
- Played for Felix de Leon, since his high school did not have a baseball team.
- Participated in Major League Baseball's All-Star Tour of Japan in November, 2006.
- Involved in Citi Field's historic groundbreaking ceremony on November 13, 2006.
- Founded the Santiago RBI program, which is an extension of Major League Baseball's RBI program...This program is designed to help youngsters learn the fundamentals of baseball while gaining an education...As part of the program, Jose continues to donate money to help rebuild fields in his hometown.

CAREER TRANSACTIONS

- Signed by the New York Mets as a non-drafted free agent on August 16, 1999.
- On the 15-Day Disabled List, September 5, 2003 (retroactive to September 1st)-end of the season, with a Grade 2 sprain of the left ankle.
- On the 15-Day Disabled List, March 15-June 19, 2004, with a strained right hamstring.
- On the 15-Day Disabled List, August 13 (retroactive to August 12)-September 24, 2004, with a stress fracture of the left fibula.
- On the 15-Day Disabled List, May 26, 2009-end of season, with an injury to his right leg.
- On the 15-Day Disabled List, March 26-April 10, 2010, with a hyperactive thyroid.

YEAR TEAM	AVG	G	AB	R	H	2B	3B	HR	RBI	SH	SF	HBP	BB	SO	SB	CS	SLG	OBP	E
2000 Kingsport (R)	.250	49	132	22	33	3	3	0	8	3	1	3	20	37	10	4	.318	.359	11
2001 Capital City (A)	.307	108	407	71	125	22	15	5	48	5	3	2	18	71	30	10	.472	.337	18
2002 St. Lucie (A)	.288	69	288	58	83	10	11	6	38	4	1	30	35	31	13	4.62	.353	12	
Binghamton (AA)	.287	65	275	46	79	16	8	2	24	2	0	2	16	42	27	11	.425	.331	17
2003 Norfolk (AAA)	.269	42	160	28	43	6	4	0	13	4	1	1	15	25	26	5	.356	.333	5
METS	.307	69	274	47	84	12	4	5	32	2	3	0	13	36	13	3	.434	.334	9
2004 METS	.255	53	220	33	56	16	2	2	14	4	0	5	31	19	2	.373	.271	6	
Binghamton (AA)#	.111	4	18	2	2	0	0	0	3	0	1	0	2	4	3	1	.111	.190	0
St. Lucie (A)#	.261	6	23	3	6	2	0	0	1	0	0	0	0	3	2	0	.348	.261	1
2005 METS	.273	161	*696	99	190	24	*17	7	58	4	4	2	27	78	*60	15	.386	.300	18
2006 METS	.300	153	647	122	194	30	*17	19	81	2	0	1	53	81	*64	17	.487	.354	17
2007 METS	.280	160	681	119	191	36	12	12	57	5	1	1	77	78	*78	*21	.421	.354	12
2008 METS	.297	159	688	113	*204	37	*19	16	68	5	3	1	66	82	56	15	.472	.358	17
2009 METS	.279	36	147	18	41	7	2	2	15	0	1	18	1	19	11	2	.395	.355	5
2010 St. Lucie (A)#	.000	1	4	0	0	0	0	0	1	0	0	0	0	0	0	0	.000	.000	0
METS	.282	133	563	83	159	29	10	11	54	4	3	2	31	63	30	10	.428	.321	15
Minor League Totals	.284	344	1307	230	371	59	41	13	136	18	10	9	101	217	129	44	.422	.337	64
Major League Totals	.286	924	3916	634	1119	191	83	74	379	26	15	7	290	468	331	85	.434	.335	99

* - led league

- rehabilitation assignment

DIVISION SERIES

YEAR	TEAM/OPPONENT	AVG.	G	AB	R	H	2B	3B	HR	RBI	SH	SF	HBP	BB	SO	SB	CS	SLG	OBP	E
2006	METS/LOS ANGELES	.167	3	12	2	2	0	0	0	3	0	0	0	2	2	1	1	.167	.286	0
Division Series Totals		.167	3	12	2	2	0	0	0	3	0	0	0	2	2	1	1	.167	.286	0

LEAGUE CHAMPIONSHIP SERIES

YEAR	TEAM/OPPONENT	AVG.	G	AB	R	H	2B	3B	HR	RBI	SH	SF	HBP	BB	SO	SB	CS	SLG	OBP	E
2006	METS/ST. LOUIS	.281	7	32	5	9	1	1	1	2	0	0	0	1	3	2	0	.469	.303	0
LCS Totals		.281	7	32	5	9	1	1	1	2	0	0	0	1	3	2	0	.469	.303	0

ALL-STAR GAMES


YEAR	LEAGUE/SITE	AVG.	G	AB	R	H	2B	3B	HR	RBI	SH	SF	HBP	BB	SO	SB	CS	SLG	OBP	E
2006	NL/Pittsburgh																			
INJURED - DID NOT PLAY																				
2007	NL/San Francisco	.750	1	4	1	3	1	0	0	0	0	0	0	0	0	1	0	1.000	.750	0
2010	NL/Anaheim																			
INJURED - DID NOT PLAY																				
All-Star Game Totals		.750	1	4	1	3	1	0	0	0	0	0	0	0	0	1	0	1.000	.750	0

WORLD BASEBALL CLASSIC

YEAR	TEAM	AVG.	G	AB	R	H	2B	3B	HR	RBI	SH	SF	HBP	BB	SO	SB	CS	SLG	OBP	E
2006	Dominican Republic	.167	4	6	1	1	0	0	0	0	0	0	0	1	0	2	0	.167	.286	0
2009	Dominican Republic	.111	3	9	2	1	0	0	0	0	0	0	0	2	2	0	0	.111	.273	0
WBC Totals		.133	7	15	3	2	0	0	0	0	0	0	0	3	2	2	0	.133	.278	0

CAREER FIELDING

POS	G	PO	A	E	PCT.	TC	DP
2B	43	75	117	4	.980	196	26
SS	875	1190	2378	95	.974	3663	490



FRANCISCO RODRIGUEZ

Pitcher

75

Height: 6-0 **Weight:** 195
Bats: Right **Throws:** Right

Age: 28
Birthdate: January 7, 1982

Birthplace: Caracas, VZ
Resides: Caracas, VZ

Major League Service:
 7 Years, 150 Days

Signed By:
 George Lauzengue & Bob
 Fountaine Jr. (Los Angeles-AL)

How Obtained:
 Signed as a free agent on
 December 10, 2008

Contract Status:
 Signed through 2011

Personal: Son, Francisco
 (9/14/09); Daughter, Angelina
 (9/14/09)



CAREER HONORS: Set the single-season major league save record with 62 (2008)...Is a four-time All-Star (2004, 2007, 2008 and 2009)...*The Sporting News'* American League Fireman of the Year (2006)...American League Player of the Week (August 18-24, 2008)...Named the DHL Delivery Man of the Month (August, 2006)... AL's Rolaids Relief Man (September, 2005)...His 254 saves since the start of the 2005 season are most in the majors...Has struck out 11.3 per nine innings, good for third best all-time among pitchers with at least 400 games (Brad Lidge, 12.0 and Billy Wagner, 11.9)...Has held opposing hitters to a .194 batting average in his career, the third lowest mark in major league history.

CAREER HIGHLIGHTS

2010

- Was placed on the Restricted List for two days on August 12th as a result of an altercation at Citi Field following the game against the Rockies on August 11th.
- Pitched a scoreless inning, his last appearance of the season, August 14th against the Phillies.
- Placed on the Disqualified List on August 16th after it was discovered he had torn the ligament in his right thumb in the August 11th incident... Removed from the Disqualified List on October 19th.
- Picked up his 250th career save, April 22nd vs. Chicago (NL)... Became the 29th pitcher in major league history to reach that plateau.
- Notched his 252nd career save in his 500th career game...The only other pitchers with as many saves in their first 500 games are Mariano Rivera (273), Troy Percival (266), Trevor Hoffman (264), John Wetteland (258) and Rod Beck (252).
- Converted 25 of 30 save chances (83 percent)...It was his sixth straight season with 25 or more saves.
- Allowed a run on two hits in 1.0 inning at St. Louis on April 17th, but still picked up the victory in New York's 2-1, 20-inning triumph.
- Finished June with nine saves, tied for second in the majors.
- Threw a season-high 2.1 innings on June 2nd at San Diego...It was his longest outing since he also went 2.1 innings on May 9, 2004 for Anaheim vs. Tampa Bay...It was the fifth time he has thrown 2.1 innings...Needed a career-tying 46 pitches (July 2, 2009 at Pittsburgh) to finish the game...It was the sixth time he has thrown 40 or more pitches in a game.
- Picked up his 18th save of the year, June 30th at Florida, getting four outs and stranding two runners...It was his third save of the season of more than 1.0 inning, the most he has had in one year since he finished 2006 with six.
- Had a 2.25 ERA (four earned runs/16.0 innings) in save situations and a 2.18 ERA (three earned runs/12.1 innings) in non-save situations.
- Compiled a 3.19 strikeout to walk ratio, his best mark since 2006...His WHIP (1.15) is also his best since 2006 (1.10).
- Struck out 10.52 batters per 9.0 innings, his top performance since 2007 (12.03).
- Picked up his third, five-out save of the season and the 10th of his career with at least five outs on August 7th at Pittsburgh...The other five-out saves came on May 23rd at Yankee Stadium and April 22nd vs. the Cubs.
- Ended the year with a string of 10.1 scoreless innings (nine games) from July 23rd-August 24th.

Francisco's Bests

WIN STREAK

5 games
 two times, 6/18/07-8/17/07

LOSS STREAK

6 games
 7/30/05-6/16/06

STRIKEOUTS GAME

5 strikeouts
 two times, last, 5/9/04, Los Angeles (AL)
 vs. Tampa Bay

LONGEST OUTING

3.0 innings
 8/9/03, Los Angeles (AL) at Cleveland

MOST WALKS, GAME

4 walks
 7/30/05, Los Angeles (AL) vs. New York (AL)

SCORELESS STREAK

30.2 innings
 7/2/06-9/14/06

BACKGROUND

- Francisco Jose Rodriguez attended Juan Lovera School in Venezuela.
- Has 13 siblings and was raised by his grandparents.
- Began pitching at the age of seven at the Graciano Ravelo Baseball School in Caracas, VZ.
- Signed with Los Angeles (AL) four months shy of his 17th birthday in 1998.
- Pitched for the 1998 Venezuelan National Team at the Pan-American Youth Championship in Mexico.

CAREER TRANSACTIONS

- Signed by the Anaheim Angels as a non-drafted free agent on September 24, 1998.
- On the 15-Day Disabled List, May 23 (retroactive to May 15)-May 31, 2005, with a strained right forearm.
- Signed by the New York Mets as a free agent on December 10, 2008.
- Placed on the Restricted List on August 12-August 14, 2010.
- Placed on the Disqualified List on August 17, 2010-end of the season...Removed from the Disqualified List on October 19, 2010.

YEAR	TEAM	W-L	ERA	G	GS	CG	SHO	SV	IP	H	R	ER	HR	HB	BB	SO	WP	BK
1999	Butte (R)	1-1	3.31	12	9	1	0	0	51.2	33	21	19	1	3	21	69	10	3
	Boise (A)	1-0	5.40	1	1	0	0	0	5.0	3	4	3	0	0	1	6	0	0
2000	Lake Elsinore (A)	4-4	2.81	13	12	0	0	0	64.0	43	29	20	2	1	32	79	12	1
2001	Rancho Cucamonga (A)	5-7	5.38	20	20	1	1	0	113.2	127	72	68	13	6	55	147	17	4
2002	Arkansas (AA)	3-3	1.96	23	0	0	0	9	41.1	32	13	9	2	0	15	61	7	1
	Salt Lake (AAA)	2-3	2.57	27	0	0	0	6	42.0	30	13	12	1	3	13	59	2	0
	LOS ANGELES (AL)	0-0	0.00	5	0	0	0	0	5.2	3	0	0	0	1	2	13	0	0
2003	LOS ANGELES (AL)	8-3	3.03	59	0	0	0	2	86.0	50	30	29	12	2	35	95	7	0
2004	LOS ANGELES (AL)	4-1	1.82	69	0	0	0	12	84.0	51	21	17	2	1	33	123	5	0
2005	LOS ANGELES (AL)	2-5	2.67	66	0	0	0	45	67.1	45	20	20	7	0	32	91	8	0
2006	LOS ANGELES (AL)	2-3	1.73	69	0	0	0	47	73.0	52	16	14	6	1	28	98	10	0
2007	LOS ANGELES (AL)	5-2	2.81	64	0	0	0	40	67.1	50	22	21	3	1	34	90	7	1
2008	LOS ANGELES (AL)	2-3	2.24	76	0	0	0	*62	68.1	54	21	17	4	2	34	77	6	0
2009	METS	3-6	3.71	70	0	0	0	35	68.0	51	34	28	7	1	38	73	1	0
2010	METS	4-2	2.20	53	0	0	0	25	57.1	45	14	14	3	2	21	67	3	1
Minor League Totals		16-18	2.71	96	42	2	1	15	317.2	268	152	131	19	13	137	421	48	9
American League Totals		23-17	2.35	408	0	0	0	208	451.2	305	130	118	34	8	198	587	43	1
National League Totals		7-8	3.02	123	0	0	0	60	125.1	96	48	42	10	3	59	140	4	1
Major League Totals		30-25	2.50	531	0	0	0	268	577.0	401	178	160	44	11	257	727	47	2

* - led league

- rehabilitation assignment

DIVISION SERIES

YEAR	TEAM/OPPONENT	W-L	ERA	G	GS	CG	SHO	SV	IP	H	R	ER	HR	HB	BB	SO	WP	BK
2002	Los Angeles (AL)/New York (AL)	2-0	3.18	3	0	0	0	0	5.2	2	2	2	1	0	2	8	1	0
2004	Los Angeles (AL)/Boston	0-2	3.86	2	0	0	0	0	4.2	4	2	2	0	1	3	5	2	0
2005	Los Angeles (AL)/New York (AL)	0-0	2.70	3	0	0	0	2	3.1	5	1	1	1	0	0	2	0	0
2007	Los Angeles (AL)/Boston	0-0	54.05	1	0	0	0	0	0.1	1	2	2	0	0	1	1	0	0
2008	Los Angeles (AL)/Boston	0-1	7.71	2	0	0	0	0	2.1	5	2	2	1	0	2	2	0	0
Division Series Totals		2-3	6.43	11	0	0	0	2	16.1	17	9	9	3	0	8	18	3	0

LEAGUE CHAMPIONSHIP SERIES

YEAR	TEAM/OPPONENT	W-L	ERA	G	GS	CG	SHO	SV	IP	H	R	ER	HR	HB	BB	SO	WP	BK
2002	Los Angeles (AL)/Minnesota	2-0	0.00	4	0	0	0	0	4.1	2	0	0	0	0	2	7	0	1
2005	Los Angeles (AL)/Chicago (AL)	0-0	0.00	2	0	0	0	1	2.1	2	2	0	0	0	3	3	0	0
LCS Totals		2-0	0.00	6	0	0	0	1	6.2	4	2	0	0	0	5	10	0	1

WORLD SERIES

YEAR	TEAM/OPPONENT	W-L	ERA	G	GS	CG	SHO	SV	IP	H	R	ER	HR	HB	BB	SO	WP	BK
2002	Los Angeles (AL)/San Francisco	1-1	2.08	4	0	0	0	0	8.2	6	3	2	1	0	1	13	1	0
World Series Totals		1-1	2.08	4	0	0	0	0	8.2	6	3	2	1	0	1	13	1	0

ALL-STAR GAMES

YEAR	LEAGUE/SITE	W-L	ERA	G	GS	CG	SHO	SV	IP	H	R	ER	HR	HB	BB	SO	WP	BK
2004	AL/Houston	0-0	0.00	1	0	0	0	0	0.1	0	0	0	0	0	0	0	0	0
2007	AL/San Francisco	0-0	0.00	1	0	0	0	1	0.1	0	0	0	0	0	2	0	0	0
2008	AL/New York	0-0	0.00	1	0	0	0	0	0.1	0	0	0	0	0	1	0	0	0
2009	NL/St. Louis	0-0	0.00	1	0	0	0	0	1.0	0	0	0	0	0	0	1	0	0
All-Star Totals		0-0	0.00	4	0	0	0	1	2.0	0	0	0	0	0	3	1	0	0

WORLD BASEBALL CLASSIC

YEAR	TEAM	W-L	ERA	G	GS	CG	SHO	SV	IP	H	R	ER	HR	HB	BB	SO	WP	BK
2006	Venezuela	0-0	0.00	3	0	0	0	1	3.0	0	0	0	0	0	0	3	0	0
2009	Venezuela	0-0	0.00	5	0	0	0	3	5.2	2	0	0	0	0	2	8	0	0
WBC Totals		0-0	0.00	8	0	0	0	4	8.2	2	0	0	0	0	2	11	0	0

MAJOR LEAGUE HITTING TOTALS

YEAR	TEAM	AVG	G	AB	R	H	2B	3B	HR	RBI	SH	SF	HBP	BB	SO	SB	CS	SLG	OBP	E
2010	METS	---	53	0	0	0	0	0	0	0	0	0	0	0	0	0	0	---	---	0
Career Totals		---	531	0	0	0	0	0	0	0	0	0	0	0	1	0	0	---	---	3

CAREER FIELDING

POS	G	PO	A	E	PCT.	TC	DP
P	531	40	44	3	.966	87	3



Height: 6-0 **Weight:** 208
Bats: Left **Throws:** Left

Opening Day Age: 31
Birthdate: March 13, 1979
Birthplace: Tovar Merida, VZ
Resides: Tovar Merida, VZ

Major League Service:
 9 Years, 122 Days

Signed By:
 Andres Reiner (Houston)

How Obtained:
 Acquired from the Minnesota Twins, in exchange for outfielder Carlos Gomez, righthanded pitcher Philip Humber and minor league pitchers Kevin Mulvey and Deolis Guerra on February 2, 2008

Contract Status:
 Signed through 2013

Personal: Wife, Yasmile Garcia; Daughters, Jasmily (7/13/02) and Jasmine (4/20/05); Son, Johan (4/14/09)



CAREER HONORS: Led the National League in ERA and innings pitched in 2008...Is one of only five pitchers to be a two-time unanimous American League Cy Young Award winner (2004 and 2006)...Is a four-time All-Star (2005, 2006, 2007 and 2009)...Rawlings Gold Glove recipient (2007)...Has six American League Pitcher of the Month honors (August, 2003; July, 2004; August, 2004; September, 2004; June, 2006 and September, 2006) and was the National League Pitcher of the Month twice (September, 2008, April 2009)...Was selected the AL's Player of the Week three times (June 14-June 20, 2004; September 13-September 19, 2004 and August 13-August 19, 2007)...Named the National League Co-Player of the Week (August 11-August 17, 2008)...Won the Pitching Triple Crown in 2006, leading the AL in wins (19), strikeouts (245) and ERA (2.77)...His 133 victories are the most in major league history by a Venezuelan-born player...Santana's 3.10 ERA is the lowest of any active player (minimum 1,500 innings).

CAREER HIGHLIGHTS

2010

- His season came to an end on September 14th when he underwent surgery to repair the tear of his anterior capsule of his left shoulder...The surgery was performed by Mets Medical Director, Dr. David Altchek at the Hospital for Special Surgery in Manhattan.
- Experienced discomfort in his shoulder area in his final start of the year, September 2nd at Atlanta...Won that game, 5-2, but came out after 5.0 innings after allowing one earned run on three hits, with one walk and three strikeouts.
- Hurlled three straight complete games from August 12th-August 22nd vs. Colorado, at Houston and at Pittsburgh... Shut out the Rockies, 4-0, and allowed four hits, with two walks and 10 strikeouts...Lost, 4-3, to the Astros on August 17th...Gave up four runs and nine hits with a walk and seven strikeouts in 8.0 innings...Also dropped a 2-1 decision to the Pirates on August 22nd...Struck out nine and gave up four hits, with a walk in 8.0 innings.
- Became the first Mets pitcher since David Cone in 1990 to toss three consecutive complete games in a single season...Also became the first Mets pitcher since Jerry Koosman in 1977 to toss consecutive complete games and lose both...The last Mets pitcher to throw four straight complete games was Dwight Gooden from April 15-May 1, 1988.
- Finished the year on a strong note...In 13 starts beginning on July 1st vs. Washington, he went 6-4 with three no decisions and a 2.37 ERA (25 earned runs/95.0 innings).
- Led the majors with 43.1 innings pitched in August and three complete games...Finished second in the National League and fourth in the majors for the month with 47 strikeouts, one behind Philadelphia's Cole Hamels.
- Is 65-23 after the All-Star Break for his career, the third best winning percentage (.739) in the history of the game...The Phillies' Roy Oswalt is first at .755, while the Reds' Don Gullet is second at .742...His 2.75 ERA (256 earned runs/836.1 innings) is the top mark in major league history among active pitchers that qualify.

Johan's Bests

WIN STREAK

13 games
 7/17/04-9/24/04

LOSS STREAK

4 games
 two times, last, 6/6/08-6/28/08

STRIKEOUTS, GAME

17 strikeouts
 8/19/07, Minnesota vs. Texas

DOUBLE-DIGIT STRIKEOUT GAMES

49 games
 last, 10 strikeouts, 8/12/10 vs. Colorado

LONGEST OUTING, STARTER

9.0 innings
 10 times, last, 8/12/10 vs. Colorado

LONGEST OUTING, RELIEVER

5.1 inning
 three times, last, 5/31/02, Minnesota vs. Anaheim

MOST WALKS, GAME

7 walks
 7/15/02, Minnesota vs. Anaheim

FEWEST WALKS, COMPLETE GAME

0 walks
 four times, last, 8/17/08 at Pittsburgh (Won, 4-0)

SCORELESS STREAK

33.0 innings
 8/28/04-9/24/04

LAST COMPLETE GAME

8/22/10 at Pittsburgh (Loss, 2-1)

LAST COMPLETE GAME SHUTOUT

8/12/10 vs. Colorado (Won, 4-0)

FEWEST HITS, COMPLETE GAME

3 hits
 five times, last, 8/12/10 vs. Colorado (Won, 4-0)

- This season he did not allow a run in eight starts, which tied him for third in the majors with Jon Lester of Boston and Gio Gonzalez of Oakland...Roy Halladay and Roy Oswalt of the Phillies were first with nine...Had 16 starts when he permitted one run or less, tied for the most in the majors with the Cardinals' Adam Wainwright and the Rockies' Ubaldo Jimenez...Dwight Gooden holds the team record with 19 such starts in 1985...Santana's 16 starts with one run or less are tied for the fourth highest total in franchise history with Gooden's total in 1984...Tied for second place are Frank Viola (17, 1990) and Tom Seaver (17, 1971).
- Struck out 10 vs. Colorado on August 12th, the second time in three outings that he reached double digits...Struck out a season-high and 2010 team-best 11 batters on August 2nd vs. Atlanta...His 11 strikeouts were the most by a Mets pitcher since he struck out 11 on May 27, 2009 vs. Washington.
- On April 5th, he went 6.0 innings and allowed one run and four hits to beat Florida, 7-1...It was his sixth Opening Day start and his fourth straight with the Mets.
- Allowed a career-high 10 runs on May 2nd at Philadelphia...The last Mets pitcher to allowed 10 or more runs in a game was Orlando Hernandez, who surrendered 11 runs on August 15, 2006 at Philadelphia...He also allowed four home runs in a game for the fourth time in his career in that contest...The previous occurrence was June 9, 2009 vs. Philadelphia...The Mets lefty allowed nine runs in the fourth inning, the most he's allowed in a single frame in his career.
- Was 3-1 with a 2.08 ERA in five April starts (seven earned runs/30.1 innings) and 3-0 with a 2.06 ERA in six contests in July (10 earned runs/43.2 innings).
- For the season, he held opponents to a .199 (31-156) batting average and 12 extra-base hits with runners in scoring position...The .199 average ranked ninth in the majors.
- Tossed a three-hit complete-game shutout to turn back the Reds at home on July 6th...In that game, he hit his first major league home run, a solo shot against Matt Maloney in the third inning...Became the first Mets pitcher to hit a home run since John Maine hit one against Ian Snell of the Pirates, July 24, 2007...Became the second Mets pitcher to throw a complete game shutout and hit a home run in the same game on July 6th vs. Cincinnati...Pete Falcone accomplished the feat on September 29, 1981 when he beat the Phillies, 7-0, at Philadelphia...Santana is the sixth pitcher since 1983 to throw a shutout while allowing three hits or fewer and hitting a home run in the same game...The others to do it since then are Floyd Youmans (1986), Pete Harnisch (1999), Chan Ho Park (2000), Jeff D'Amico (2003) and Mike Hampton (2005).
- Collected two hits in a game for the fifth time in his career on May 28th at Milwaukee.
- Put together a four-game hitting streak from August 7th-August 22nd (4-12, .333).

BACKGROUND

- Johan Alexander Santana graduated from Liceo Jose Nucete Sardi (VZ) High School, where he played baseball and soccer.
- Was named Tovar Merida's Athlete of the Year in 1999.
- Created the Johan Santana Foundation which supports youth baseball and other children's charities in his native Venezuela.
- Arranged to have a fire truck delivered to his hometown of Tovar Merida, VZ.
- Held the Johan Santana Celebrity Bowl-A-Thon in the summer of 2007 to benefit the NYU Myeloma Center and the Johan Santana Foundation.
- Is Major League Baseball's Spokesman for the "Play it Smart When it Comes to the Sun Program", which raises awareness of skin cancer...Santana was involved in the program as a tribute to Lynne Greenberg, the wife of one of his agents, Ed Greenberg.
- Introduced "Santana's Select" during the 2008 season, with the help of Charity Wines, with all proceeds benefitting the Johan Santana Foundation.
- Sponsored his Fourth Annual Holiday Party in his hometown of Tovar, Venezuela in December, 2009...Ran a soccer and baseball tournament and handed out over 8,000 gifts to children.
- Held the Johan Santana All-Star Bowling Classic on June 21, 2010 in Manhattan...Proceeds went to the Johan Santana Foundation.

CAREER TRANSACTIONS

- Signed by the Houston Astros as a non-drafted free agent on July 2, 1995.
- Selected by the Florida Marlins in Major League Baseball's Annual Rule V Draft on December 13, 1999.
- Acquired by the Minnesota Twins in exchange for minor league righthanded pitcher Jared Camp and cash considerations on December 13, 1999.
- On the 60-Day Disabled List, July 12-September 21, 2001, with a partial tear of the flexor muscle in his left elbow.
- Acquired by the New York Mets in exchange for outfielder Carlos Gomez, righthanded pitcher Philip Humber and minor league righthanded pitchers Kevin Mulvey and Deolis Guerra on February 2, 2008.
- On the 15-Day Disabled List, August 25, 2009-end of season, following surgery to remove bone chips in his left elbow.

YEAR	TEAM	W-L	ERA	G	GS	CG	SHO	SV	IP	H	R	ER	HR	HB	BB	SO	WP	BK
1996	DSL Astros (R)	4-3	2.70	23	1	0	0	3	40.0	26	16	12	1	0	22	51	5	0
1997	GC Astros (R)	0-4	7.93	9	5	1	0	0	36.1	49	36	32	2	2	18	25	5	1
	Auburn (A)	0-0	2.25	1	1	0	0	0	4.0	1	1	1	0	0	6	5	0	0
1998	Quad Cities (A)	0-1	9.45	2	1	0	0	0	6.2	14	7	7	1	0	3	6	1	0
	Auburn (A)	7-5	4.36	15	15	1	1	0	86.2	81	52	42	9	10	21	88	7	0
1999	Michigan (A)	8-8	4.66	27	26	1	0	0	160.1	162	94	83	14	10	55	150	10	1
2000	MINNESOTA (AL)	2-3	6.49	30	5	0	0	0	86.0	102	64	62	11	2	54	64	5	2
2001	MINNESOTA (AL)	1-0	4.74	15	4	0	0	0	43.2	50	25	23	6	3	16	28	3	0
2002	Edmonton (AAA)	5-2	3.14	11	9	0	0	0	48.2	37	24	17	7	0	27	75	2	0
	MINNESOTA (AL)	8-6	2.99	27	14	0	0	1	108.1	84	41	36	7	1	49	137	*15	2
2003	MINNESOTA (AL)	12-3	3.07	45	18	0	0	0	158.1	127	56	54	17	3	47	169	6	2
2004	MINNESOTA (AL)	20-6	*2.61	34	34	1	1	0	228.0	156	70	66	24	9	54	*265	7	0
2005	MINNESOTA (AL)	16-7	2.87	33	33	3	2	0	231.2	180	77	74	22	1	45	*238	8	0
2006	MINNESOTA (AL)	*19-6	*2.77	34	*34	1	0	0	*233.2	186	79	72	24	4	47	*245	4	1
2007	MINNESOTA (AL)	15-13	3.33	33	33	1	1	0	219.0	183	88	81	*33	4	52	235	7	1
2008	METS	16-7	*2.53	34	34	3	2	0	*234.1	206	74	66	23	4	63	206	9	2
2009	METS	13-9	3.13	25	25	0	0	0	166.2	156	67	58	20	3	46	146	1	0
2010	METS	11-9	2.98	29	29	4	2	0	199.0	179	67	66	16	2	55	144	2	2
Minor League Totals		24-23	4.56	88	58	3	1	3	382.2	370	230	194	34	22	152	400	30	2
American League Totals		93-44	3.22	251	175	6	4	1	1308.2	1068	500	468	144	27	364	1381	55	8
National League Totals		40-25	2.85	88	88	7	4	0	600.0	541	208	190	59	9	164	496	12	4
Major League Totals		133-69	3.10	339	263	13	8	1	1908.2	1609	708	658	203	36	528	1877	67	12

* - led league

- rehabilitation assignment

DIVISION SERIES

YEAR	TEAM/OPPONENT	W-L	ERA	G	GS	CG	SHO	SV	IP	H	R	ER	HR	HB	BB	SO	WP	BK
2002	Minnesota/Oakland	0-0	6.00	2	0	0	0	0	3.0	3	2	2	0	0	2	2	0	0
2003	Minnesota/New York	0-1	7.04	2	2	0	0	0	7.2	9	6	6	0	0	3	6	0	0
2004	Minnesota/New York	1-0	0.75	2	2	0	0	0	12.0	14	1	1	0	1	4	12	0	0
2006	Minnesota/Oakland	0-1	2.25	1	1	0	0	0	8.0	5	2	2	1	0	1	8	0	0
Division Series Totals		1-2	3.23	7	5	0	0	0	30.2	31	11	11	1	1	19	28	0	0

LEAGUE CHAMPIONSHIP SERIES

YEAR	TEAM/OPPONENT	W-L	ERA	G	GS	CG	SHO	SV	IP	H	R	ER	HR	HB	BB	SO	WP	BK
2002	Minnesota/Anaheim	0-1	10.80	4	0	0	0	0	3.1	4	4	4	1	0	0	4	2	0
LCS Totals		0-1	10.80	4	0	0	0	0	3.1	4	4	4	1	0	0	4	2	0

ALL-STAR GAMES

YEAR	LEAGUE/SITE	W-L	ERA	G	GS	CG	SHO	SV	IP	H	R	ER	HR	HB	BB	SO	WP	BK
2005	AL/Detroit	0-0	0.00	1	0	0	0	0	1.0	1	0	0	0	0	1	0	0	0
2006	AL/Pittsburgh	0-0	0.00	1	0	0	0	0	1.0	0	0	0	0	0	1	1	0	0
2007	AL/San Francisco	0-0	0.00	1	0	0	0	0	1.0	0	0	0	0	0	0	2	0	0
2009	NL/St. Louis								Did Not Pitch									
All-Star Game Totals		0-0	0.00	3	0	0	0	0	3.0	1	0	0	0	0	2	3	0	0

JOHAN SANTANA
 MANAGER & COACHES
 FRONT OFFICE
 SCOUTING & MINOR LEAGUES
 YEAR IN REVIEW
 HISTORY
 POSTSEASON
 MEDIA

WORLD BASEBALL CLASSIC

YEAR	TEAM	W-L	ERA	G	GS	CG	SHO	SV	IP	H	R	ER	HR	HB	BB	SO	WP	BK
2006	Venezuela	0-2	2.16	2	2	0	0	0	8.1	5	3	2	1	0	3	10	0	0
WBC Totals		0-2	2.16	2	2	0	0	0	8.1	5	3	2	1	0	3	10	0	0

MAJOR LEAGUE HITTING TOTALS

YEAR	TEAM	AVG.	G	AB	R	H	2B	3B	HR	RBI	SH	SF	HBP	BB	SO	SB	CS	SLG	OBP	E
2010	METS	.177	29	62	2	11	3	0	1	1	5	0	0	0	22	0	0	.274	.177	1
Career Totals		.174	339	213	11	37	12	1	1	9	17	0	0	9	64	0	0	.254	.207	19

Last Home Run—1, July 6, 2010 vs. Cincinnati (Matt Maloney)

Most Hits, Game—2, five times, last, May 28, 2010 at Milwaukee

Most RBI, Game—2, August 4, 2009 vs. St. Louis

CAREER FIELDING

POS	G	PO	A	E	PCT.	TC	DP
P	339	91	216	19	.942	326	14



**TOBI
STONER**

Pitcher

29

Height: 6-2 **Weight:** 215
Bats: Switch **Throws:** Right

Age: 25
Birthdate: December 3, 1984
Birthplace: Landstuhl
Rheinland-Pfatz, Germany
Resides: Oakland, MD

Major League Service:
0 Years, 29 Days

Signed By:
Matt Wondolowski

How Obtained:
Selected in the 16th round of
the 2006 First-Year Player
Draft

Contract Status:
Signed through 2010

Personal: Single



CAREER HIGHLIGHTS

2010

- Pitched in one game for the Mets in relief on April 18th at St. Louis...Worked 2.1 innings and gave up three hits, one run, earned, with one walk and no strikeouts...Was the losing pitcher in a 5-3 defeat...Optioned to Buffalo (AAA) of the International League on April 19th.
- Made 22 starts for the Bisons before a right shoulder strain ended his season ...Did not pitch in the final 27 games of the season...Placed on the Disabled List on August 12th.
- Was the Bisons' Opening Day starter on April 8th at Scranton/Wilkes-Barre...Threw 3.1 scoreless innings before a lengthy rain delay.
- Lost four straight starts, April 13th-May 3rd, to fall to 0-4 with a 7.04 ERA.
- Went 3-0 in four starts from May 8th-May 23rd.
- His final start of the year was August 8th vs. Columbus.
- Finished third on the Buffalo staff in starts, victories, innings pitched and strikeouts.
- Went 7.0 innings to turn back Louisville on the road on May 13th...Allowed one run on eight hits with no walks and five strikeouts.
- Also went 7.0 innings on June 25th vs. Charlotte...Pitched 6.0 innings on seven other occasions.
- Struck out a season-high eight in a victory over Indianapolis on May 8th.
- Made his lone relief outing of the year, July 11th against Rochester.
- Was 1-0 with one save and a 3.88 ERA in three spring training games with the Mets.

Tobi's Bests

WIN STREAK
None

LOSS STREAK
1 game
4/18/10 at St. Louis

STRIKEOUTS GAME
3 strikeouts
9/13/09 at Philadelphia

LONGEST OUTING
3.0 innings
two times, last, 9/17/09 at Atlanta

MOST WALKS, GAME
1 walk
four times, last, 4/18/10 at St. Louis

SCORELESS STREAK
4.0 innings
9/17/09-9/21/09

BACKGROUND

- Tobi Neal Stoner graduated from Southern Garrett High School (MD) in 2002.
- Attended Garrett Junior College (MD) and Davis & Elkins College (WV).
- Was named Davis & Elkins' Male Athlete of the Year in 2006.

CAREER TRANSACTIONS

- Was selected by the New York Mets in the 16th round of the 2006 First-Year Player Draft.

YEAR	TEAM	W-L	ERA	G	GS	CG	SHO	SV	IP	H	R	ER	HR	HB	BB	SO	WP	BK
2006	Brooklyn (A)	6-2	2.15	14	14	*1	0	0	83.2	66	25	20	1	4	17	62	2	1
2007	Savannah (A)	3-5	3.61	11	11	0	0	0	57.1	59	32	23	1	1	17	50	3	0
	St. Lucie (A)	4-5	4.90	16	16	0	0	0	82.2	90	57	45	9	2	25	57	3	1
2008	St. Lucie (A)	1-5	2.60	9	9	0	0	0	52.0	46	17	15	3	2	9	48	1	0
	Binghamton (AA)	4-6	4.33	15	15	0	0	0	79.0	80	39	38	7	3	29	59	4	0
2009	Binghamton (AA)	2-2	2.68	7	7	1	1	1	47.0	28	15	14	5	1	13	28	0	0
	Buffalo (AAA)	7-7	3.96	16	16	1	0	0	97.2	92	45	43	9	2	34	64	3	0
	METS	0-0	4.00	4	0	0	0	0	9.0	9	4	4	2	0	3	5	0	0
2010	Buffalo (AAA)	6-10	5.97	23	22	0	0	0	120.2	158	88	80	18	5	43	83	1	2
	METS	0-1	3.86	1	0	0	0	0	2.1	3	1	1	0	0	1	0	0	0
Minor League Totals		33-42	4.04	111	110	3	1	0	620.0	619	318	278	53	20	187	451	17	4
Major League Totals		0-1	3.97	5	0	0	0	0	11.1	12	5	5	2	0	4	5	0	0

* - led league

- rehabilitation assignment

MAJOR LEAGUE HITTING TOTALS

YEAR	TEAM	AVG	G	AB	R	H	2B	3B	HR	RBI	SH	SF	HBP	BB	SO	SB	CS	SLG	OBP	E	
2010	METS	---	1	0	0	0	0	0	0	0	0	0	0	0	0	0	0	0	---	---	0
Career Totals		---	5	0	0	0	0	0	0	0	0	0	0	0	0	0	0	0	---	---	0

CAREER FIELDING

POS	G	PO	A	E	PCT.	TC	DP
P	5	2	2	0	1.000	4	0



HISANORI TAKAHASHI

Pitcher
47

Height: 5-10 Weight: 172

Bats: Left Throws: Left

Age: 35

Birthdate: April 2, 1975

Birthplace: Tokyo, Japan

Resides: Tokyo, Japan

Major League Service:

1 Year, 0 Days

Signed By:

Isao O'Jimi

How Obtained:

Signed as a minor league free agent on February 11, 2010

Contract Status:

Signed through 2010

Personal: Wife, Yayoi; Son, Sena (9/6/07) and Daughter, Aoba (12/4/01)



CAREER HIGHLIGHTS

2010

- Became the first Mets pitcher since Roger McDowell in 1986 to post double-digit wins and record eight or more saves in the same season...Takahashi was eight-for-eight in save opportunities...McDowell went 14-9 with 22 saves in 1986...Became the first major league pitcher to record double-digit wins and eight saves in the same season since Francisco Cordero in 2006 with the Brewers and Rangers and the first major league rookie to accomplish that feat since Scott Williamson with the Reds in 1999.
- With his 10 wins, he became the first Mets rookie to win double-digit games since Rick Aguilera in 1985.
- Began the season pitching out of the bullpen, posting a 3.12 ERA (nine earned runs/26.0 innings) and a 3-1 record in his first 15 games...For the season, he went 6-2 with a 2.04 ERA (13 earned runs/57.1 innings) in 41 games out of the bullpen...Finished 4-4 with a 5.01 ERA (36 earned runs/64.2 innings) as a starter.
- Struck out seven in 3.0 innings on April 23rd vs. Atlanta...Only two other pitchers in team history have recorded seven or more strikeouts while pitching 3.0 or fewer innings in a game: Galen Cisco on May 25, 1965 (seven strikeouts, 3.0 innings vs. Philadelphia) and Skip Lockwood on September 19, 1976 (seven strikeouts, 3.0 innings vs. Pittsburgh).
- Made his first career start on May 21st vs. the Yankees, throwing 6.0 scoreless innings...Did the same on June 18th...Became only the fourth pitcher in the live ball era (since 1920) to throw 6.0 or more scoreless innings in each of his first two starts against the Bronx Bombers: Sidney Ponson (1998), Scott Sanderson (1990) and Ray Culp (1968).
- Became the first Mets pitcher in team history to begin his major league career with 6.0 shutout innings in each of his first two starts.
- Picked up the 500th win by a Japanese-born player when he beat the Phillies on May 26th at Citi Field...He is also the first Japanese-born pitcher to start a game for the Mets since Kazuhisa Ishii on July 31, 2005 at Houston...Takahashi and teammate Ryota Igarashi became the 10th and 11th Japanese-born players to appear in a game for the Mets.
- Started on July 22nd at Los Angeles, a 2-0 loss to the Dodgers...Tied a season-high with 7.0 innings and allowed three hits and two runs, earned...Walked two and struck out five in the match-up with fellow countryman Hiroki Kuroda, the sixth meeting between Japanese-born starters in major league history...The last time it happened was when Atlanta's Kenshin Kawakami faced Boston's Daisuke Matsuzaka on June 19, 2009.
- Struck out a career-best 10 hitters in a 5-4 win on July 31st vs. Arizona.
- Collected his first career save with a perfect inning on August 16th at Houston.
- Compiled a season-long 13.1-inning scoreless streak from August 15th-September 13th.

Hisanori's Bests

WIN STREAK

4 games
4/23/10-5/26/10

LOSS STREAK

3 games
7/17/10-8/11/10

STRIKEOUTS, GAME

10 strikeouts
7/31/10 vs. Arizona

LONGEST OUTING, STARTER

7.0 innings
two times, last, 7/22/10 at Los Angeles (NL)

LONGEST OUTING, RELIEVER

3.1 innings
4/27/10 vs. Los Angeles (NL)

SCORELESS STREAK

13.1 innings
8/15/10-9/13/10

MOST WALKS, GAME

4 walks
two times, last, 6/24/10 vs. Detroit

FEWEST WALKS, COMPLETE GAME

None

LAST COMPLETE GAME

None

LAST COMPLETE GAME SHUTOUT

None

FEWEST HITS, COMPLETE GAME

None

2009

- In his 10th season with the Yomiuri Giants of the Japanese Central League, he posted his second-lowest ERA (2.94), which ranked sixth in the league.
- Recorded 10 victories, which was tied for the second-most of his career.
- Helped lead the Yomiuri Giants to the Japanese Championship.
- Allowed three or fewer earned runs in 22 of his 25 starts.

2008

- Went 8-5 in 23 games.
- Helped Yomiuri capture the Central League Championship.

2007

- Led the League with a 2.75 ERA and was named “Best Nine” emblematic of the best player at his position.
- Posted a career-best 14 wins, including two complete-game shutouts.
- Notched 141 strikeouts in a career-best 186.2 innings, the second-most of his career.

2006

- Pitched in relief and saved 15 games.
- Suffered a broken cheek bone after being struck by a line drive...Missed six weeks.
- His 35 outings were a career-high...Made only four starts.

2005

- Registered a career-best four complete games.
- Also notched two shutouts.

2004

- Spent time on the Disabled List with a sprained ankle.

2003

- Missed part of the season with arm stiffness.

2002

- Won double-digit games (10) for the first time in his career...Notched a career-best 145 strikeouts.
- Helped lead Yomiuri to the Japanese League Championship.

2000

- Won nine games in his rookie season and was a member of the Japanese League Championship squad.

BACKGROUND

- Hisanori Takahashi graduated from Syutoku High School and Komazawa University.

CAREER TRANSACTIONS

- Selected by the Yomiuri Giants in the first round of the 1999 draft.
- Signed by the New York Mets as a minor league free agent on February 11, 2010.

YEAR	TEAM	W-L	ERA	G	GS	CG	SHO	SV	IP	H	R	ER	HR	HB	BB	SO	WP	BK	
2000	Yomiuri (Japan)	9-6	3.18	24	23	3	2	0	135.2	133	59	48	10	2	36	102	1	0	
2001	Yomiuri (Japan)	9-9	3.94	30	23	3	1	0	134.2	126	65	59	20	3	52	99	4	0	
2002	Yomiuri (Japan)	10-4	3.09	24	23	2	0	0	163.1	143	58	56	16	6	39	145	4	1	
2003	Yomiuri (Japan)	4-4	3.84	13	13	3	0	0	86.2	79	42	37	14	4	27	78	1	1	
2004	Yomiuri (Japan)	5-10	5.44	16	16	3	1	0	91.0	107	59	55	18	3	26	61	3	0	
2005	Yomiuri (Japan)	8-12	4.47	27	26	4	2	0	163.0	171	88	81	18	4	48	135	1	0	
2006	Yomiuri (Japan)	2-6	4.94	35	4	0	0	15	62.0	70	36	34	10	1	15	51	1	0	
2007	Yomiuri (Japan)	14-4	2.75	28	27	2	2	0	186.2	168	63	57	21	2	50	141	1	0	
2008	Yomiuri (Japan)	8-5	4.13	23	22	0	0	0	122.0	127	63	56	16	5	30	94	2	0	
2009	Yomiuri (Japan)	10-6	2.94	25	25	1	0	0	144.0	147	58	47	16	6	36	126	0	2	
2010	METS	10-6	3.61	53	12	0	0	8	122.0	116	51	49	13	0	43	114	1	1	
Japan League Totals		79-66	3.70	245	202	21	8	15	1289.0	1271	591	530	159	36	359	1032	18	4	
Major League Totals		10-6	3.61	53	12	0	0	8	122.0	116	51	49	13	0	43	114	1	1	
* - led league																			
# - rehabilitation assignment																			

MAJOR LEAGUE HITTING TOTALS

YEAR TEAM	AVG	G	AB	R	H	2B	3B	HR	RBI	SH	SF	HBP	BB	SO	SB	CS	SLG	OBP	E
2010 METS	.063	53	16	0	1	0	0	0	0	4	0	0	0	3	0	0	.063	.063	1
Career Totals	.063	53	16	0	1	0	0	0	0	4	0	0	0	3	0	0	.063	.063	1

CAREER FIELDING

POS	G	PO	A	E	PCT.	TC	DP
P	53	5	15	1	.952	21	0



Height: 5-11 **Weight:** 187
Bats: Right **Throws:** Right

Age: 35
Birthdate: January 1, 1975
Birthplace: San Pedro de Macoris, DR
Resides: San Pedro de Macoris, DR

Major League Service:
9 Years, 105 Days

Signed By:
Omar Minaya (Texas)

How Obtained:
Signed as a minor league free agent on March 23, 2007

Contract Status:
Signed through 2010



CAREER HONORS: Named the 2008 Comeback Player of the Year by the Major League Baseball Players Association and *The Sporting News*...Became the first player in major league history to hit two grand slams in the same inning, with the Cardinals at Los Angeles (NL) on April 23, 1999...Also established a big league record with eight RBI in an inning in that game.

CAREER HIGHLIGHTS

- Was placed on the 15-Day Disabled List with a right shoulder AC joint sprain on July 5th...Was transferred to the 60-Day DL on July 15th.
- On July 14th, underwent surgery at the Hospital for Special Surgery in Manhattan to repair a torn labrum in his right shoulder...Dr. David Altcheck performed the procedure.
- His third career pinch-hit home run came on April 20th in the eighth inning off of John Grabow of the Cubs...It was his first pinch-hit home run since he belted one off Colorado's Franklin Morales on July 27, 2009.
- Went 0-18 during a 12 game span... This streak lasted from May 27th-June 27th.
- Batted .318 (7-22) at home in 18 games while he hit only .116 (5-43) on the road in 23 games.

BACKGROUND

- Fernando Tatis, Jr. was originally signed by the Texas Rangers in 1995.
- His father, Fernando Tatis, Sr., played baseball in the 1970s in the Houston Astros organization...Also played for Los Leones del Escogido in the Dominican Republic.
- Signed by the Texas Rangers as a non-drafted free agent on August 25, 1992.

CAREER TRANSACTIONS

- Acquired by the St. Louis Cardinals, along with lefthanded pitcher Darren Oliver and outfielder Mark Little, in exchange for righthanded pitcher Todd Stottlemire and short-stop Royce Clayton on July 31, 1998.
- On the 15-Day Disabled List, April 30-June 30, 2000, with a strained left groin.
- Acquired by the Montreal Expos, along with righthanded pitcher Britt Reames, in exchange for righthanded pitcher Dustin Hermanson and lefthanded pitcher Steve Kline on December 14, 2000.
- On the 15-Day Disabled List, May 11-May 26, 2001, with a strained rotator cuff.
- On the 60-Day Disabled List, June 3, 2001-end of the season, recovering from left knee surgery.
- On the 15-Day Disabled List, March 22-April 29, 2002, with patellar tendinitis of the left knee.
- On the 60-Day Disabled List, June 16-October 27, 2003, with chest inflammation.
- Signed by the Tampa Bay Devil Rays as a minor league free agent on January 6, 2004.
- Signed by the Baltimore Orioles as a minor league free agent on November 25, 2005.
- Signed by the Los Angeles Dodgers as a minor league free agent on January 23, 2007.
- Signed by the New York Mets as a minor league free agent on March 23, 2007.
- Signed by the New York Mets as a free agent on January 29, 2010.
- On the 15-Day Disabled list, July 5, 2010-end of the season with a right shoulder sprain...Transferred to the 60-Day Disabled List on July 15, 2010.

M Fernando's Bests M

HITS, GAME

5 hits
8/23/98, St. Louis at Pittsburgh

HOME RUNS, GAME

2 home runs
eight times, last, 8/5/08 vs. San Francisco

MULTI-HOME RUN GAMES

8 multi-home run games
eight, two-home run games

LEADOFF HOME RUNS

None

INSIDE-THE-PARK HOME RUNS

None

WALK-OFF HOME RUNS

None

PINCH-HIT HOME RUNS

3 pinch-hit home runs
last, 4/20/10 vs. Chicago (NL)
(John Grabow)

RBI, GAME

8 RBI
4/23/99, St. Louis at Los Angeles (NL)

STOLEN BASES, GAME

2 stolen bases
four times, last, 4/3/00, St. Louis vs. Chicago (NL)

HITTING STREAK

13 games
4/12/00-4/28/00

GRAND SLAMS

8 grand slams
last, 7/27/09 vs. Colorado (Franklin Morales)

YEAR TEAM	AVG.	G	AB	R	H	2B	3B	HR	RBI	SH	SF	HB	BB	SO	SB	CS	SLG	OBP	E
1993 DSL Texas (R)	.273	59	198	22	54	5	1	4	34	2	1	4	27	12	7	3	.369	.370	0
1994 GC Rangers (R)	.330	*60	212	34	70	10	2	6	32	0	2	3	25	33	21	4	.481	.405	17
1995 Charleston-SC (A)	.303	131	499	74	*151	*43	4	15	84	1	4	7	45	94	22	19	.495	.366	37
1996 Charlotte (A)	.286	85	325	46	93	25	0	12	53	1	4	6	30	48	9	3	.474	.353	24
Oklahoma City (AAA)	.500	2	4	0	2	1	0	0	0	0	0	0	0	1	0	0	.750	.500	0
1997 Tulsa (AA)	.314	102	382	73	120	26	1	24	61	0	2	3	46	72	17	8	.576	.390	21
TEXAS (AL)	.256	60	223	29	57	9	0	8	29	2	2	0	14	42	3	0	.404	.297	7
1998 TEXAS (AL)	.270	95	330	41	89	17	2	3	32	4	0	4	12	66	6	2	.361	.303	15
ST. LOUIS (NL)	.287	55	202	28	58	16	2	8	26	0	1	2	24	57	7	3	.505	.367	12
1999 ST. LOUIS (NL)	.298	149	537	104	160	31	2	34	107	0	4	16	82	128	21	9	.553	.404	16
2000 ST. LOUIS (NL)	.253	96	324	59	82	21	1	18	64	1	2	10	57	94	2	3	.491	.379	8
Memphis (AAA)	.000	3	9	0	0	0	0	0	0	0	0	0	1	3	0	0	.000	.100	0
2001 MONTREAL (NL)	.255	41	145	20	37	9	0	2	11	0	3	4	16	43	0	0	.359	.339	9
2002 Brevard County (A)#	.235	6	17	2	4	1	0	0	2	0	1	2	3	4	0	0	.294	.391	1
MONTREAL (NL)	.228	114	381	43	87	18	1	15	55	1	5	8	35	90	2	2	.399	.303	13
2003 MONTREAL (NL)	.194	53	175	15	34	6	0	2	15	0	0	3	18	40	2	1	.263	.281	4
2006 Ottawa (AAA)	.298	90	326	44	97	15	2	7	37	0	2	4	36	56	8	2	.420	.372	8
BALTIMORE (AL)	.250	28	56	7	14	6	1	2	8	0	2	0	6	17	0	0	.500	.313	0
2007 New Orleans (AAA)	.276	131	497	90	137	31	5	21	67	1	6	6	62	103	8	6	.485	.359	23
2008 METS	.297	92	273	33	81	16	1	11	47	0	1	3	29	59	3	0	.484	.369	4
New Orleans (AAA)	.242	37	120	18	29	6	0	12	31	0	0	2	17	23	0	0	.592	.345	3
2009 METS	.282	125	340	42	96	21	4	8	48	4	4	9	22	54	4	1	.438	.339	3
2010 METS	.185	41	65	6	12	4	0	2	6	1	0	0	6	19	0	0	.338	.254	0
Minor League Totals	.292	706	2589	403	757	163	15	101	401	5	22	37	292	449	92	45	.484	.369	134
American League Totals	.263	183	609	77	160	32	3	13	69	6	4	4	32	125	9	2	.284	.302	22
National League Totals	.265	766	2442	350	647	142	11	100	379	7	20	55	289	584	41	19	.455	.353	69
Major League Totals	.265	949	3051	427	807	174	14	113	448	13	24	59	321	709	50	21	.442	.344	91

* - led league
- rehabilitation assignment

LEAGUE CHAMPIONSHIP SERIES

YEAR CLUB/OPPONENT	AVG.	G	AB	R	H	2B	3B	HR	RBI	SH	SF	HBP	BB	SO	SB	CS	SLG	OBP	E
2000 St. Louis/New York	.231	5	13	1	3	2	0	0	2	0	1	0	1	5	0	0	.385	.267	2
LCS Game Totals	.231	5	13	1	3	2	0	0	2	0	1	0	1	5	0	0	.385	.267	2

WORLD BASEBALL CLASSIC

YEAR CLUB	AVG.	G	AB	R	H	2B	3B	HR	RBI	SH	SF	HBP	BB	SO	SB	CS	SLG	OBP	E
2009 Dominican Republic	.000	2	4	0	0	0	0	0	1	0	0	0	0	2	0	0	.000	.000	1
WBC Totals	.000	2	4	0	0	0	0	0	1	0	0	0	0	2	0	0	.000	.000	1

CAREER FIELDING

POS	G	PO	A	E	PCT.	TC	DP
1B	66	404	37	3	.993	444	31
2B	11	8	13	0	1.000	21	0
3B	676	426	1167	86	.949	1679	104
SS	5	5	5	0	1.000	10	1
OF	103	165	3	2	.988	170	0

FRONT OFFICE
 MANAGER & COACHES
 FERNANDO TATIS
 SCOUTING & MINOR LEAGUES
 YEAR IN REVIEW
 HISTORY
 POSTSEASON
 MEDIA



RUBEN TEJADA

Infielder

11

Height: 5-11 **Weight:** 162
Bats: Right **Throws:** Right

Age: 21

Birthdate: October 27, 1989

Birthplace: Veraguas, Panama

Resides: Veraguas, Panama

Major League Service:

0 Years; 109 Days

Signed By:

**Ismael Cruz, Wilfredo Blanco,
Alex Zapata**

How Obtained:

**Signed as a non-drafted free
agent on July 11, 2006**

Contract Status:

Signed through 2010

Personal: Single



CAREER HIGHLIGHTS

2010

- Appeared on the Opening Day roster for the first time in his career...At the time, was the youngest player in the major leagues to make the Opening Day roster at 20 years, five months and nine days (Chicago's Starlin Castro became the youngest player in the majors when he made his debut for the Cubs on May 7th).
- Started 46 games at second base and 24 games at shortstop.
- Made his major league debut as a pinch-hitter and defensive replacement on April 7th vs. Florida...Popped out against Leo Nunez in the ninth inning.
- Started for the first time in the big leagues on April 8th vs. Florida... Played eight innings at shortstop before being removed for a pinch hitter in the ninth inning...At 20 years, 219 days old, he became the youngest player to start a major league game at shortstop since B.J. Upton did it at age 20 years, 40 days old on September 30, 2004 for Tampa Bay in the second game of a doubleheader against Detroit.
- Collected his first major league hit on April 9th vs. Washington... Singled off Tyler Walker in the eighth inning and finished the game 1-3 with a walk.
- Was optioned to Buffalo (AAA) of the International League on April 10th.
- Recalled by the Mets on June 4th... Went 1-4 with his first career extra-base hit, a double in the third inning, and his first career RBI that evening vs. Florida.
- Collected his first multi-hit game, a 2-3 effort, on June 17th at Cleveland.
- Had a 10-game hitting streak from June 12th-June 27th...Hit .333 (11-33) with nine runs scored over the stretch...It was the longest hitting streak by a Mets rookie since Jason Phillips also had a 10-game stretch from August 9-August 20, 2003.
- Stole the first base of his career on July 11th at Atlanta.
- Optioned to Buffalo for the second time on July 19th...Was recalled for the final time on August 7th and started that evening at Philadelphia.
- Snapped an 0-28 drought dating to his final at-bat on July 16th at San Francisco with a double on August 19th at Houston...It was the longest drought by a Met position player since Jason Phillips went 0-29 from April 14-April 26, 2004.
- Hit his first major league home run on September 5th at Chicago...It was a solo shot off of Marcos Mateo.
- Became the second Met to drive in five RBI this season when he plated a career-high five runs on September 5th at Chicago.
- Collected a career-high three hits on September 14th vs. Pittsburgh...Also had three hits on September 28th vs. Milwaukee.
- After beginning his time in Buffalo with a 2-25 (.080) stretch over his first eight games, he hit .306 (59-193) over his final 57 games with the Bisons.
- Tied his minor league career-high with a 4-4 effort on May 10th at Louisville.
- Hit .316 (31-98) in 29 games with the Bisons during May.

Ruben's Bests

HITS, GAME

3 hits
two times, last, 9/28/10 vs. Milwaukee

HOME RUNS, GAME

1 home run
9/5/10 at Chicago (NL)

MULTI-HOME RUN GAMES

None

LEADOFF HOME RUNS

None

INSIDE-THE-PARK HOME RUNS

None

WALK-OFF HOME RUNS

None

PINCH-HIT HOME RUNS

None

RBI, GAME

5 RBI
9/5/10 at Chicago (NL)

STOLEN BASES, GAME

1 stolen base
two times, last, 9/4/10 at Chicago (NL)

HITTING STREAK

10 games
6/12/10-6/27/10

GRAND SLAMS

None

BACKGROUND

- Ruben Dario Tejada signed as an international free agent at the age of 16.
- Played in the 2009 World Baseball Classic for Panama, going hitless in four at-bats over two games.
- Played in the 2000 Little League World Series for Panama

CAREER TRANSACTIONS

- Signed by the New York Mets as a non-drafted agent on July 11, 2006.

YEAR TEAM	AVG	G	AB	R	H	2B	3B	HR	RBI	SAC	SF	HBP	BB	SO	SB	CS	SLG	OBP	E
2007 VSL Mets (R)	.364	32	121	32	44	5	0	3	25	1	2	6	19	19	16	5	.479	.466	13
GCL Mets (R)	.283	35	120	13	34	4	3	0	16	2	2	6	19	16	2	1	.367	.401	8
2008 St. Lucie (A)	.229	131	497	55	114	19	4	2	37	8	4	5	41	77	8	5	.296	.293	30
2009 Binghamton (AA)	.289	134	488	59	141	24	3	5	46	15	2	11	37	59	19	3	.381	.351	21
2010 METS	.213	78	216	28	46	12	0	1	15	6	3	8	22	38	2	2	.282	.305	8
Buffalo (AAA)	.280	65	218	25	61	11	0	1	16	7	2	3	14	36	1	3	.344	.329	10
Minor League Totals	.273	397	1444	184	394	63	10	11	140	33	12	31	130	207	46	17	.353	.343	82
Major League Totals	.213	78	216	28	46	12	0	1	15	6	3	8	22	38	2	2	.282	.305	8

* - led league
- rehabilitation assignment

WORLD BASEBALL CLASSIC

YEAR CLUB	AVG.	G	AB	R	H	2B	3B	HR	RBI	SH	SF	HBP	BB	SO	SB	CS	SLG	OBP	E
2009 Panama	.000	2	4	0	0	0	0	0	0	0	0	0	0	0	0	0	.000	.000	2
WBC Totals	.000	2	4	0	0	0	0	0	0	0	0	0	0	0	0	0	.000	.000	2

CAREER FIELDING

POS	G	PO	A	E	PCT.	TC	DP
2B	50	79	126	6	.972	211	31
SS	28	33	75	2	.982	110	15



Height: 6-1 **Weight:** 205
Bats: Left **Throws:** Right

Age: 24
Birthdate: October 28, 1986

Birthplace: Breese, IL
Resides: Breese, IL

Major League Service:
0 Years, 142 Days

Signed By:
Quincy Boyd

How Obtained:
Selected in the 13th round of
the 2005 First-Year Player
Draft

Contract Status:
Signed through 2010

Personal: Wife, Kathryn



CAREER HIGHLIGHTS

2010

- Began the season with Buffalo (AAA) of the International League.
- Recalled by the Mets on May 10th but did not appear in a game before being optioned back to Buffalo on May 15th.
- Recalled from Buffalo for the second time on June 24th and spent the remainder of the season with the Mets...Made his first start of the year on June 25th vs. Minnesota and went 0-3.
- Collected his first hit of the season as a pinch-hitter on June 28th at Florida...Each of his first three hits of the year came as a pinch-hitter, including a pair of RBI singles... Finished the season hitting .357 (5-14) as a pinch-hitter.
- Connected on his first major league home run, July 20th at Arizona...It was a solo shot off of Barry Enright.
- Had a career-high seven-game hitting streak from August 3rd-August 14th... Hit .375 (9-24) over the span.
- Scored a career-high three runs on September 5th at Chicago.
- Hit the first walkoff home run of his career to give the Mets a 2-1 win on October 1st vs. Washington...The solo home run came in the 10th inning against Tyler Clippard and was the fourth walkoff home run of the season for the Mets and the third by a Mets catcher.
- Threw out eight of 22 (36.4%) would-be basestealers with the Mets...Threw out five consecutive base stealers from July 9th-August 8th.
- Went 1-14 in his first six games with the Bisons and then hit .305 (43-141) over the rest of his time in Buffalo.
- Bison pitchers went 27-20 with a 3.99 ERA in his 47 games with Buffalo.
- Had a season-high four RBI on April 22nd at Rochester.
- Went 3-3 with two doubles, a home run and an RBI on June 14th vs. Lehigh Valley.

Josh's Bests

HITS, GAME

4 hits
9/13/09 (Game One) at Philadelphia

HOME RUNS, GAME

1 home run
three times, 10/1/10 vs. Washington

MULTI-HOME RUN GAMES

None

LEADOFF HOME RUNS

None

INSIDE-THE-PARK HOME RUNS

None

WALK-OFF HOME RUNS

1 home run
10/1/10 vs. Washington (Tyler Clippard)

PINCH-HIT HOME RUNS

None

RBI, GAME

2 RBI
four times, 9/6/10 at Washington

STOLEN BASES, GAME

1 stolen base
two times, 8/3/10 at Atlanta

HITTING STREAK

7 games
8/3/10-8/14/10

GRAND SLAMS

None

BACKGROUND

- Joshua Michael (Josh) Thole graduated from Breese Mater Dei High School (IL) in 2005...Was All-State in baseball and also played football.
- Enjoys playing golf and fishing.

CAREER TRANSACTIONS

- Was selected by the New York Mets in the 13th round of the 2005 First-Year Player Draft.

YEAR TEAM	AVG	G	AB	R	H	2B	3B	HR	RBI	SH	SF	HB	BB	SO	SB	CS	SLG	OBP	E
2005 GCL Mets (R)	.269	35	104	14	28	2	1	1	12	2	0	4	20	11	1	1	.337	.406	2
2006 Kingsport (R)	.235	36	98	13	23	4	0	1	12	0	2	3	7	25	1	1	.306	.300	4
2007 Savannah (A)	.267	117	389	46	194	17	0	0	36	4	0	4	61	57	4	4	.311	.372	9
2008 St. Lucie (A)	.300	111	347	49	104	25	2	5	56	1	5	4	45	38	2	1	.427	.382	4
2009 Binghamton (AA)	.328	103	384	48	126	29	2	1	46	1	9	6	42	34	8	4	.422	.395	5
METS	.321	17	53	2	17	2	1	0	9	0	2	0	4	5	1	0	.396	.356	1
2010 Buffalo (AAA)	.267	48	165	20	44	19	1	2	17	1	2	1	22	25	0	0	.430	.353	4
METS	.277	73	202	17	56	7	1	3	17	0	0	1	24	25	1	0	.366	.357	3
Minor League Totals	.289	450	1487	190	429	96	6	10	179	9	18	22	197	190	16	11	.381	.376	28
Major League Totals	.286	90	255	19	73	9	2	3	26	0	2	1	28	30	2	0	.373	.357	4


* - led league

- rehabilitation assignment

CAREER FIELDING

POS	G	PO	A	E	PCT.	TC	DP	PB
C	77	413	32	4	.991	449	2	7

JOSH THOLE
 MANAGER & COACHES
 FRONT OFFICE
 SCOUTING & MINOR LEAGUES
 YEAR IN REVIEW
 HISTORY
 POSTSEASON
 MEDIA



Height: 5-11 **Weight:** 195
Bats: Right **Throws:** Right

Age: 25
Birthdate: November 23, 1984

Birthplace: Long Beach, CA
Resides: Bellflower, CA

Major League Service:
 0 Years, 45 Days

Signed By:
 Mike Misuraca (Cincinnati)

How Obtained:
 Claimed off waivers from the Baltimore Orioles on May 25, 2010

Contract Status:
 Signed through 2010

Personal: Single



CAREER HIGHLIGHTS

2010

- Was claimed off waivers from the Baltimore Orioles on May 25th.
- Recalled from Buffalo (AAA) of the International League on July 16th...Optioned back to Buffalo on July 20th.
- Appeared in four games with the Mets, with one start at second base, July 18th at San Francisco.
- Saw action in two other games at second base and one game at third, July 19th at Arizona.
- Started the year with the Baltimore Orioles and went hitless in his first nine at-bats in the big leagues from April 12th-April 23rd.
- Finished fifth in the International League with a .316 (125-396) batting average...Hit .333 (104-312) in 78 games with Buffalo and .250 (21-84) in 23 contests with the Orioles' Norfolk (AAA) team of the International League.
- Tied for first on the Bisons in runs scored...Ranked third in hits, and fifth in doubles and extra-base hits (34).
- Hit home runs in back-to-back games twice: July 7th-July 8th and August 31st-September 1st.
- With Buffalo, hit .380 (30-79) in 19 games in June, .360 (27-75) in 21 contests in July and .344 (11-32) in seven games in September.

- From July 1st-August 31st his .370 average was second in the International League.
- Hit safely in 17 of 18 games from July 4th-August 2nd...Hit .408 (29-71) in those contests.
- Went 6-6 and hit for the cycle vs. Rochester in the last game of the season on September 6th...Scored four runs...Became the first Buffalo player to hit for the cycle since outfielder Mark Little accomplished the feat in Rochester on April 26, 2004...Also became the first Bisons' player to collect six hits in a game in the modern era...The last six-hit game by a Buffalo player was by Howard "Butch" Meyers on June 29, 1936 at Rochester.
- Saw action at second base, shortstop and third base.
- Compiled a .366 (52-142) batting average after the All-Star break.
- Hit .374 (37-99) vs. lefthanded pitchers and .315 (67-213) vs. righthanders.
- Went 4-4 with two home runs vs. Columbus on July 29th.
- For the season he had 14, two-hit games; nine, three-hit games; two, four-hit games and the six-hit contest.
- Hit safely in his first 10 games with Buffalo from May 28th-June 7th...Was 14-41 (.341) in that span...Also had another 10-game streak from July 22nd-August 2nd...Batted .457 (16-35) during that streak.

2009

- Had his contract selected from Norfolk (AAA) of the International League on September 8th.
- Made his major league debut as a pinch-hitter that night at Boston and struck out against Clay Buchholz in his first at-bat.
- Recorded his first big league hit at New York (AL) on September 11th, (occurred at 1:17 a.m., on September 12th) a single off Michael Dunn following a 2:34 delay.
- Made his first major league start on September 13th against the Yankees and went 1-2 with two walks, a run scored and his first career RBI.

<i>Justin's Bests</i>	
HITS, GAME	1 hit four times, last, 7/18/10 at San Francisco
HOME RUNS, GAME	None
MULTI-HOME RUN GAMES	None
LEADOFF HOME RUNS	None
INSIDE-THE-PARK HOME RUNS	None
WALK-OFF HOME RUNS	None
PINCH-HIT HOME RUNS	None
RBI, GAME	2 RBI 10/4/09, Baltimore vs. Toronto
STOLEN BASES, GAME	None
HITTING STREAK	2 games 9/11-9/13/09
GRAND SLAMS	None

JUSTIN TURNER

- Led the Tides in games played and hits, and finished second in doubles and runs scored.
- His .300 batting average was good for 10th in the International League.

2008

- Split the season between Sarasota (A) of the Florida State League and Chattanooga (AA) of the Southern League.

2007

- Batted a combined .307 with 10 home runs, 59 RBI and 12 stolen bases in 123 games with Dayton (A) of the Midwest League and Sarasota (A) of the Florida State League.
- Finished the season second in the Midwest League in hits and third in batting average.
- Was the East Division's starting second baseman in the Midwest League All-Star Game.
- Named to the Midwest League postseason All-Star team.

2006

- Finished fourth in the Pioneer League in batting average.
- Hit safely in 50 of his 60 games.
- Recorded a 17-game hitting streak, August 5th-August 21st...Hit .411 (30-73) with 19 runs scored during that span.
- Was named to the Pioneer League postseason All-Star team.

BACKGROUND

- Justin Matthew Turner graduated from Mayfair High School (CA) in 2002, where he played baseball...Was named League MVP his senior year.
- Played collegiately at Cal State-Fullerton...Was a member of the 2004 College World Series champions.

CAREER TRANSACTION


- Selected by the Cincinnati Reds in the seventh round of the 2006 First-Year Player Draft.
- Acquired by the Baltimore Orioles along with infielder/outfielder Ryan Freel and infielder Brandon Waring in exchange for catcher Ramon Hernandez on December 9, 2008.
- Claimed off waivers by the New York Mets on May 25, 2010.

YEAR TEAM	AVG	G	AB	R	H	2B	3B	HR	RBI	SH	SF	HBP	BB	SO	SB	CS	SLG	OBP	E
2006 Billings (R)	.338	60	231	53	78	16	3	6	41	0	2	7	23	38	12	2	.511	.411	8
2007 Sarasota (A)	.200	6	20	2	4	0	0	0	0	0	0	0	1	2	0	0	.200	.238	0
Dayton (A)	.311	117	466	70	145	25	4	10	59	0	2	9	39	72	12	8	.446	.374	14
2008 Sarasota (A)	.316	33	136	23	43	8	1	0	11	0	0	3	12	19	3	1	.390	.384	1
Chattanooga (AA)	.289	78	280	45	81	14	1	8	42	3	6	1	33	54	2	1	.432	.359	8
2009 Norfolk (AAA)	.300	108	387	54	116	28	0	2	43	4	8	8	34	37	9	4	.388	.362	21
BALTIMORE	.167	12	18	2	3	0	0	0	3	0	0	0	4	3	0	0	.167	.318	0
2010 BALTIMORE	.000	5	9	0	0	0	0	0	0	0	0	0	0	3	0	0	.000	.000	0
Norfolk (AAA)	.250	23	84	11	21	8	0	1	8	1	1	0	9	13	2	0	.381	.319	3
Buffalo (AAA)	.333	78	312	58	104	22	1	11	35	4	2	6	24	38	5	3	.516	.390	10
METS	.125	4	8	1	1	1	0	0	0	0	0	0	1	0	0	0	.250	.222	0
Minor League Totals	.309	503	1916	316	592	121	10	38	239	12	21	34	175	273	45	19	.442	.373	65
American League Totals	.111	17	27	2	3	0	0	0	3	0	0	0	4	6	0	0	.111	.226	0
National League Totals	.125	4	8	1	1	1	0	0	0	0	0	0	1	0	0	0	.250	.222	0
Major League Totals	.114	21	35	3	4	1	0	0	3	0	0	0	5	6	0	0	.143	.225	0

* - led league
- rehabilitation assignment

CAREER FIELDING

POS	G	PO	A	E	PCT	TC	DP
2B	9	11	10	0	1.000	21	4
3B	8	3	9	0	1.000	12	2
SS	1	1	0	0	1.000	1	0

**Height:** 5-11 **Weight:** 190**Bats:** Left **Throws:** Left**Age:** 32**Birthdate:** November 27, 1977**Birthplace:** Havana, Cuba**Resides:** Santo Domingo, DR**Major League Service:**

0 Years, 143 Days

Signed By:

Leon Lee (Chicago-NL)

How Obtained:

On loan from Tabasco Olmecas of the Mexican League on February 22, 2010... Signed as a minor league free agent on April 7, 2010

Contract Status:

Signed through 2010

CAREER HIGHLIGHTS

2010

- Pitched as a starter and reliever for both Buffalo (AAA) of the International League and the Mets...Started the season with the Bisons, working out of the bullpen until the Mets selected his contract on April 11th...Optioned to Buffalo on June 24th, but returned to the Mets with a recall on July 5th...Sent back to Buffalo on XXXXX, where he worked as a starter before returning to the Mets on September 6th.
- Made his first and only career start on October 2nd vs. Washington... Went a career-high 5.1 innings and allowed one run on three hits... Struck out five and walked four in a no-decision.
- Collected his first major league hit, a single off Felipe Lopez, in his first major league plate appearance during the 18th inning on April 17th at St. Louis.
- Earned his first career win on May 11th vs. Washington, throwing a shutout inning in an 8-6 win.
- Went a Mets bullpen season-high 5.0 innings in relief on May 20th at Washington to earn his second win of the season...Also set a season-high with seven hits allowed and tied his season-high with six strikeouts in that game, a 10-7 win... The last Mets reliever to pitch 5.0 innings was Darren Oliver (July 7, 2007 vs. Florida...The last to do so in a win was Dicky Gonzalez (September 19, 2001 at Pittsburgh).
- Earned his only save of the season on May 25th vs. Philadelphia, throwing 3.0 shutout innings in an 8-0 win.
- Put together a season-high 10.0 inning scoreless streak from July 19th-July 28th.
- Went 2-1 with a 3.06 ERA (12 earned runs/35.1 innings) in seven starts for Buffalo...Went 7.0 innings twice, in consecutive starts, August 20th and August 25th...Allowed three runs or less in all of his nine outings, seven starts, at Buffalo.
- Lefties hit .330 (29-88) against him while righties only batted .216 (30-139)... Twenty-four of his 27 walks came against a righthanded hitter.

2009

- Pitched for Toros del Este of the Dominican Winter League.
- Went 2-0 with a 2.02 ERA (eight earned runs/35.2 innings) in 11 games, six starts...Allowed 35 hits while walking five and striking out 22.
- Allowed more than one earned run in only one of his 11 outings.
- Limited lefthanded hitters to an .087 (2-23) batting average against.
- As a starter, he went 2-0 with a 1.74 ERA (six earned runs/31.0 innings).
- Pitched for the Dominican Republic team that won the Caribbean World Series championship, posting a 2-0 record with a 4.09 ERA (five earned runs/11.0 innings) in two starts against Puerto Rico and Venezuela.

Raul's Bests

WIN STREAK

1 game
three times, last, 9/15/10-present

LOSS STREAK

2 games
6/2/10-7/30/10

STRIKEOUTS, GAME

6 strikeouts
two times, last, 5/20/10 at Washington

LONGEST OUTING, STARTER

5.1 innings
10/2/10 vs. Washington

LONGEST OUTING, RELIEVER

5.0 innings
5/20/10 at Washington

SCORELESS STREAK

10.0 innings
7/19/10-7/28/10

MOST WALKS, GAME

4 walks
10/2/10 vs. Washington

FEWEST WALKS, COMPLETE GAME

None

LAST COMPLETE GAME

None

LAST COMPLETE GAME SHUTOUT

None

FEWEST HITS, COMPLETE GAME

None

2008

- Pitched for Leones del Escogido of the Dominican Winter League.
- Went 1-1 with an 11.12 ERA (seven earned runs/5.2 innings) in five games, one start...Allowed 11 hits, with two walks and two strikeouts.
- As a reliever, he went 1-0 with a 5.40 ERA (two earned runs/3.1 innings) in four relief appearances.
- Limited lefties to a .125 (1-8) batting average.

2007

- Split the season between St. Lucie (A) of the Florida State League and Binghamton (AA) of the Eastern League.
- Began the season with St. Lucie before being promoted to Binghamton on May 12th after three appearances.
- Was exclusively a reliever with the B-Mets and was un-scored upon in his final 7.2 innings of work from August 17th through the end of the season.
- Pitched for Gigantes del Cibao in the Dominican Winter League, going 0-1 with a 5.40 ERA (five earned runs/8.1 innings) while making two starts.

2006

- Attended Spring Training with the Chicago Cubs as a non-roster invitee.
- Began the season with Iowa (AAA) of the Pacific Coast League...Was released by the Chicago Cubs on May 17th.
- Signed with Nashua of the Independent Canadian American League on June 1st and appeared in four games.
- Was traded from Nashua to New Jersey on June 14th and spent the rest of the season with the Jackals.
- Went 5-1 with a 2.68 ERA (15 earned runs/50.1 innings) over the final two months of the season.

2005

- Opened the season with West Tennessee (AA) of the Southern League before being promoted to Iowa on May 9th.
- Earned his first professional save on August 10th vs. Las Vegas, hurling 3.0 scoreless innings.

2004

- Split time as an outfielder and a pitcher while playing for the Dominican Cubs.
- Hit .241 (42-174) with 12 doubles, three triples and three home runs with 26 RBI in 50 games as an outfielder.
- Also went 7-2 with a 0.51 ERA in 16 games, nine starts, as a pitcher...In 87.2 innings, he struck out 152 batters for a 16.88 strikeouts-per-nine innings ratio...Walked only eight batters for a 19-to-1, strikeout-to-walk ratio.

BACKGROUND

- Defected from Cuba, where he was a member of the Cuban National Team.

CAREER TRANSACTIONS

- Signed with the Chicago Cubs as a non-drafted free agent on March 31, 2004.
- Signed with Nashua of the Independent Canadian American League on June 1, 2006.
- Was acquired by New Jersey Jackals of the Independent Northern League on June 14, 2006.
- Signed by the New York Mets as a minor league free agent on November 11, 2006.
- Was on loan from the Tabasco Olmecas of the Mexican League to the New York Mets on February 22, 2010...Signed by the Mets to a minor league contract on April 7, 2010.

YEAR	TEAM	W-L	ERA	G	GS	CG	SHO	SV	IP	H	R	ER	HR	HB	BB	SO	WP	BK
2004	DSL Cubs (R)	7-2	0.51	16	9	0	0	0	87.2	38	8	5	0	1	8	152	10	0
2005	West Tennessee (AA)	2-0	5.09	5	5	0	0	0	23.0	28	13	13	1	1	3	18	2	0
	Iowa (AAA)	6-7	5.93	25	17	0	0	1	98.2	135	71	65	7	4	39	73	5	2
2006	Iowa (AAA)	1-3	7.59	7	7	0	0	0	32.0	44	27	27	5	2	11	20	1	0
	Nashua (IND)	2-1	5.09	4	4	0	0	0	23.0	30	13	13	1	0	11	17	0	0
	New Jersey (IND)	7-3	2.81	17	12	3	1	0	83.1	82	33	26	4	7	22	62	2	0
2007	St. Lucie (A)	0-1	6.14	3	1	0	0	0	7.1	8	5	5	0	2	6	5	0	0
	Binghamton (AA)	0-1	3.68	20	0	0	0	1	29.1	35	15	12	3	2	9	28	1	0
2008									DID NOT PITCH									
2009									DID NOT PITCH									
2010	Buffalo (AAA)	2-1	3.00	9	7	0	0	0	36.0	34	12	12	3	1	9	36	0	0
	METS	3-3	4.91	38	1	0	0	1	58.2	59	33	32	7	4	27	56	2	0
Independent League Totals		9-4	3.30	21	16	3	1	0	106.1	112	46	39	5	7	33	79	2	0
Minor League Totals		27-19	3.81	106	62	3	1	2	420.1	434	197	178	24	20	118	411	21	2
Major League Totals		3-3	4.91	38	1	0	0	1	58.2	59	33	32	7	4	27	56	2	0

* - led league


- rehabilitation assignment

MAJOR LEAGUE HITTING TOTALS

YEAR TEAM	AVG	G	AB	R	H	2B	3B	HR	RBI	SH	SF	HBP	BB	SO	SB	CS	SLG	OBP	E
2010 METS	.400	38	10	1	4	1	0	0	1	4	0	0	0	3	0	0	.500	.400	0
Career Totals	.400	38	10	1	4	1	0	0	1	4	0	0	0	3	0	0	.500	.400	0

CAREER FIELDING

POS	G	PO	A	E	PCT.	TC	DP
P	38	3	8	0	1.000	11	0



**DAVID
WRIGHT**

Infielder

5

Height: 6-0 **Weight:** 208
Bats: Right **Throws:** Right

Opening Day Age: 27
Birthdate: December 20, 1982

Birthplace: Norfolk, VA
Resides: Chesapeake, VA

Major League Service:
5 Years, 75 Days

Signed By:
Randy Milligan

How Obtained:
Selected in the first round
(38th pick overall) of the 2001
First-Year Player Draft

Contract Status:
Signed through 2012

Personal: Single

CAREER HONORS: Is a five-time National League All-Star (2006-2010)...Won the June, 2010 National League Player of the Month Award...Also was honored as the June, 2006 National League Player of the Month Award...Is a two-time National League Player of the Week (August 28, 2005 and co-player (with Jose Reyes) June 25, 2006)...Won the Rawlings Gold Glove Award twice (2007 & 2008)...Is a two-time Louisville Silver Slugger Award Winner (2007 & 2008)...Named to *Baseball America's* All-Rookie team in 2004...Became the third player in team history to hit 30 home runs and steal 30 bases in the same season in 2007...Set the club record with 330 total bases in 2007...Tied Mike Piazza's franchise mark with 124 RBI during the 2008 season...Is the club's all-time doubles leader (258).

CAREER HIGHLIGHTS

- Finished seventh in the National League in RBI, tied for 11th in home runs, and seventh in strikeouts.
- Went 1-3 on Opening Day and has hit safely in every Opener in which he has played.
- Connected on a two-run home run in the first inning against Josh Johnson on April 5th vs. Florida...Became the first Mets player to hit a home run in his first at-bat on Opening Day since Kaz Matsui led of the 2005 season with a home run against Paul Wilson of the Reds.
- Collected his 1,000th career hit on April 27th vs. Los Angeles (NL)...Became the eighth player to collect 1,000 hits with the Mets...Did it in only 868 career games.
- Had 143 home runs at the time of his 1,000th hit (868 games)...Only three players have recorded their first 1,000 hits for a New York team in few games while having as many home runs as Wright: Babe Ruth (795 games, 255 home runs), Lou Gehrig (826 games, 165 home runs) and Joe DiMaggio (711 games, 173 home runs).
- Had a 10-game hitting streak from April 27th-May 7th...Hit .395 over the stretch.
- Struck out in 13 consecutive games, April 14th-April 27th, the longest such streak of his career.
- Became the club's all-time leader with his 226th career double on April 28 vs. Los Angeles (NL)...He moved ahead of Ed Kranepool on the list...Achieved the feat with 869 games while it took Kranepool 1,853 games to get to 225 doubles.
- Did not strike out on May 20th at Washington to snap a string of 15 straight games with at least one punch out.
- Hit his 10th home run of the season on June 5th vs. Florida in his 194th at-bat...In 2009, hit his 10th and final home run on September 12th at Philadelphia (466 at-bats).
- Had his 14th career multi-home run game on June 13th at Baltimore...Also hit a pair of home runs on July 30th at Arizona.

David's Bests

HITS, GAME

4 hits
14 times, last, 6/24/09 vs. St. Louis

HOME RUNS, GAME

2 home runs
13 times, last, 9/12/09 at Philadelphia

MULTI-HOME RUN GAMES

13 multi-home run games
13, two-home run games

LEADOFF HOME RUNS

None

INSIDE-THE-PARK HOME RUNS

None

WALK-OFF HOME RUNS

1 walk-off home run
8/7/09 vs. San Diego (Heath Bell)

PINCH-HIT HOME RUNS

None

RBI, GAME

6 RBI
three times, last, 9/12/09 vs. Philadelphia

STOLEN BASES, GAME

4 stolen bases
5/14/09 at San Francisco

HITTING STREAK

26 games
9/17/06-4/19/07

GRAND SLAMS

4 grand slams
last, 8/30/06 at Colorado (Josh Fogg)

- Voted the National League Player of the Month for June...It was his second career monthly award (June, 2006)...Led the National League and was third in the majors with a .404 (42-104) batting average in June...Also led the NL and was second in the majors with 29 RBI during the month...He became the first player in team history to hit at least .400 with 25 or more RBI in a calendar month...Tied his career-best for RBI in any calendar month with 29...He also had 29 RBI in June, 2006...The Mets third baseman had eight three-hit games in June, establishing a club record for most such games by one player in a calendar month...Bud Harrelson (July 1967), Lee Mazzilli (July 1980) and Gregg Jefferies (June 1990) held the old mark with seven, three-hit contests.
- Collected his 20th RBI against the American League this year to break the club mark for Interleague RBI on June 24th vs. Detroit...Mike Piazza held the old mark of 19 RBI set in 1999...Led all major league players with 24 RBI during Interleague play to tie the NL record set by Hanley Ramirez in 1999.
- Scored a season-high three runs on June 22nd vs. Detroit...Tied the season-high with another three runs scored on August 25th vs. Florida.
- Went 2-2 with a stolen base on July 13th at the 81st All-Star Game in Anaheim...Has hit in five straight All-Star Games, the longest streak since Wade Boggs accomplished the same feat from 1988-1992 and the longest by a National League player since Steve Garvey (1974-1978)...He is now hitting .462 (6-13) for his career at the mid-summer classic, tied for fifth all-time with Al Simmons among players with at least 10 at-bats.
- His string of five consecutive All-Star Games is tied for the third-longest streak in team history with Mike Piazza (1998-2002)...Tom Seaver (1967-1973) and Darryl Strawberry (1984-1990) were each selected to seven straight All-Star Games.
- Connected on his 155th career home run on July 18th at San Francisco to move past Dave Kingman and into sole possession of fourth place on the franchise all-time list.
- Collected his 250th career double on July 31 vs. Arizona.
- Smashed his 30th double on August 18th at Houston...Is the only player with six straight seasons with 30 or more doubles in Mets history.
- Blasted his 20th home run on August 25th vs. Florida...It was the fifth time in his career with at least 20 home runs, third most in franchise history...Mike Piazza had six campaigns of 20 or more home runs with the Mets and Darryl Strawberry accomplished that feat eight times.
- Went 3-5 against the Cubs on September 3rd...It was his 100th career game with three or more hits...Became the first player in team history to reach triple-figures in games with three or more hits.
- Hit home runs in three straight games from September 26th-29th...It was the fourth time in his career that he has hit home runs in three straight games...Hit a home run in six of his last 13 games.
- His strikeout in the eighth inning on September 28th vs. Milwaukee was the 157th of his career and set a franchise record.

BACKGROUND

- David Allen Wright graduated from Hickory (VA) High School.
- Won MLB.com's Most Outstanding Play of the Year Award in 2005 in an online vote by fans for his bare-handed, over-the-shoulder, diving catch of a pop-up at San Diego.
- Won MLB.com's 2004 Rookie of the Year Award by receiving the most online votes by fans.
- Named the New Jersey Sports Writers National League Rookie of the Year in 2004.
- Named the Gatorade Virginia High School Player of the Year in 2001...Also garnered Virginia All-State Player of the Year honors in 2001.
- Earned All-State honors in 1999, 2000 and 2001.
- Batted .538, with six home runs and 19 RBI his senior year...Over his four-year career at Hickory, he hit .438 with 13 home runs and 90 RBI.
- Established the David Wright Foundation in 2005 to aid children in need in the New York City and Norfolk, VA areas...David hosted his fourth annual, "Do The Wright Thing Gala," on November 12, 2008 at the Hard Rock Cafe to raise money for the Foundation.
- Was a guest The Late Show with David Letterman twice.
- Was involved in Citi Field's historic groundbreaking ceremony on November 13, 2006.
- Participated in Major League Baseball's All-Star Tour of Japan in November, 2006.
- Was honored by the New York Chapter of the BBWAA, along with teammate Jose Reyes, as the "Toast of the Town," at their annual dinner in Manhattan on January 28, 2007.
- Was invited to dinner at the White House with President George W. Bush, along with other MLB players, including Trevor Hoffman, on February 5, 2007.
- Named the Police Athletic League Athlete of the Year on December 10, 2007.
- Was the guest speaker at the second annual St. John's Baseball Bullpen Winter Banquet on January 24, 2008.
- Received the Baseball Assistance Team (BAT) Bart Giamatti Award for his service work for the organization on January 29, 2008.
- Honored with a Thurman Munson Award on February 5, 2008.
- Received the Joan Payson Award on January 25, 2008 from the New York Chapter of the BBWAA.
- Was the recipient of the New Jersey Sports Writers "Sports Humanitarian Award" on January 25, 2008.

CAREER TRANSACTIONS

- Selected by the New York Mets in the first round (38th pick overall) in the 2001 First-Year Player Draft.
- On the 15-Day Disabled List, August 17-September 1, 2009, with a concussion.

YEAR TEAM	AVG.	G	AB	R	H	2B	3B	HR	RBI	SH	SF	HB	BB	SO	SB	CS	SLG	OBP	E
2001 Kingsport (R)	.300	36	120	27	36	7	0	4	17	0	0	2	16	30	9	1	.458	.391	5
2002 Capital City (A)	.266	135	496	85	132	30	2	11	93	1	4	5	76	114	21	5	.401	.367	19
2003 St. Lucie (A)	.270	133	466	69	126	*39	2	15	75	1	6	4	*72	98	19	5	.459	.369	16
2004 Binghamton (AA)	.363	60	223	44	81	27	0	10	40	0	3	7	39	41	20	6	.619	.467	8
Norfolk (AAA)	.298	31	114	18	34	8	0	8	17	0	2	2	16	19	2	4	.579	.388	7
METS	.293	69	263	41	77	17	1	14	40	0	3	3	14	40	6	0	.525	.332	11
2005 METS	.306	160	575	99	176	42	1	27	102	0	3	7	72	113	17	7	.523	.388	24
2006 METS	.311	154	582	96	181	40	5	26	116	0	8	5	66	113	20	5	.531	.381	19
2007 METS	.325	160	604	113	196	42	1	30	107	0	7	6	94	115	34	5	.546	.416	21
2008 METS	.302	160	626	115	189	42	2	33	124	0	*11	4	94	118	15	5	.534	.390	16
2009 METS	.307	144	535	88	164	39	3	10	72	0	6	3	74	140	27	9	.447	.390	18
2010 METS	.283	157	587	87	166	36	3	29	103	0	12	2	69	161	19	11	.503	.354	20
Minor League Totals	.288	395	1419	243	409	111	4	48	242	2	15	20	219	302	71	21	.474	.387	55
Major League Totals	.305	1004	3772	639	1149	258	16	169	664	0	50	30	483	800	138	42	.516	.383	129

* - led league
- rehabilitation assignment

DIVISION SERIES

YEAR TEAM/OPPONENT	AVG.	G	AB	R	H	2B	3B	HR	RBI	SH	SF	HB	BB	SO	SB	CS	SLG	OBP	E
2006 METS/LOS ANGELES	.333	3	12	1	4	2	0	0	4	0	0	0	1	4	0	0	.500	.385	1
Division Series Totals	.333	3	12	1	4	2	0	0	4	0	0	0	1	4	0	0	.500	.385	1

LEAGUE CHAMPIONSHIP SERIES

YEAR TEAM/OPPONENT	AVG.	G	AB	R	H	2B	3B	HR	RBI	SH	SF	HB	BB	SO	SB	CS	SLG	OBP	E
2006 METS/ST. LOUIS	.160	7	25	2	4	1	0	1	2	0	0	0	4	4	0	0	.320	.276	0
LCS Totals	.160	7	25	2	4	1	0	1	2	0	0	0	4	4	0	0	.320	.276	0

ALL-STAR GAMES

YEAR LEAGUE/SITE	AVG.	G	AB	R	H	2B	3B	HR	RBI	SH	SF	HB	BB	SO	SB	CS	SLG	OBP	E
2006 NL/Pittsburgh	.333	1	3	1	1	0	0	1	1	0	0	0	0	0	0	0	1.333	.333	0
2007 NL/San Francisco	.333	1	3	0	1	0	0	0	0	0	0	0	0	0	0	0	.333	.333	0
2008 NL/New York (AL)	.333	1	3	0	1	0	0	0	0	0	0	0	1	2	0	0	.333	.500	0
2009 NL/St. Louis	.500	1	2	1	1	0	0	0	0	0	0	0	0	1	0	0	.500	.500	0
2010 NL/Anaheim	1.000	1	2	0	2	0	0	0	0	0	0	0	0	0	1	0	1.000	1.000	0
All-Star Game Totals	.462	5	13	2	6	0	0	1	1	0	0	0	1	3	1	0	.692	.500	0

WORLD BASEBALL CLASSIC

YEAR CLUB	AVG.	G	AB	R	H	2B	3B	HR	RBI	SH	SF	HB	BB	SO	SB	CS	SLG	OBP	E
2009 USA	.281	8	32	3	9	1	0	0	5	0	1	0	3	8	1	0	.313	.333	2
WBC Totals	.281	8	32	3	9	1	0	0	5	0	1	0	3	8	1	0	.313	.333	2

CAREER FIELDING

POS	G	PO	A	E	PCT.	TC	DP
3B	997	697	1919	129	.953	2745	162

MANAGER: Jerry Manuel (53)

COACHES: Howard Johnson (20), Randy Niemann (55), Chip Hale (51), Dave Iauis (56), Razor Shines (52), Dan Warthen (59), Dave Racanelli (54), Rafael Arroyo (58) (bullpen catchers)

#	PITCHERS (16)	B-T	Ht.	Wt.	BORN	BIRTHPLACE	RESIDENCE	2010 CLUB	W-L	ERA	G	GS	CG	SHO	SV	IP	H	R	ER	HR	HBP	BB	SO	WP	BK
36	Acosta, Manny	R-R	6-4	170	5/1/81	Colon, Panama	Colon, Panama	Buffalo (AAA)	3-2	3.47	28	0	0	0	5	36.1	28	14	4	1	15	36	2	0	
64	Dessens, Elmer	R-R	5-11	200	1/13/71	Hermosillo, Mexico	Hermosillo, Mexico	METS	3-2	2.95	41	0	0	0	1	39.2	30	13	13	4	0	18	42	3	0
43	Dickey, R.A.	R-R	6-2	216	10/29/74	Nashville, TN	Nashville, TN	METS	4-2	2.30	53	0	0	0	6	17.0	20	4	4	0	0	3	18	0	0
45	Escobar, Kelvin*	R-R	6-1	230	4/11/76	La Guaira, VZ	Barquisimeto, VZ	METS	4-2	2.23	8	2	1	0	0	60.2	55	21	15	3	3	16	16	0	1
25	Feliciano, Pedro	L-L	5-10	192	8/25/76	Rio Piedras, PR	Dorado, PR	METS	11-9	2.84	27	26	2	1	0	174.1	165	62	55	13	4	42	104	11	0
35	Gee, Dillon	R-R	6-1	195	4/28/86	Cleburne, TX	Cleburne, TX	METS	3-6	3.30	92	0	0	0	0	62.2	66	24	23	1	6	30	56	1	0
50	Green, Sean	R-R	6-6	227	4/20/79	Louisville, KY	Louisville, KY	METS	13-8	4.96	28	28	0	0	0	161.1	174	96	89	23	13	41	165	3	0
18	Igarashi, Ryota	R-R	5-11	198	5/28/79	Chiba, Japan	Tokyo, Japan	METS	2-2	2.18	5	5	0	0	0	33.0	25	10	8	2	0	15	17	0	0
33	Maine, John*	R-R	6-4	200	5/8/81	Fredericksburg, VA	Fredericksburg, VA	METS	0-0	3.86	11	0	0	0	0	9.1	7	6	4	1	4	8	12	0	0
32	Mejia, Jenry	R-R	6-0	162	10/11/89	Tabara, Arica, Azua, DR	Santo Domingo, DR	METS	1-0	3.00	3	0	0	0	0	3.0	1	1	1	0	0	2	5	0	0
48	Misch, Pat	R-L	6-2	196	8/18/81	Northbrook, IL	Chandler, AZ	METS	0-0	4.62	33	3	0	0	0	39.0	46	21	20	3	3	20	22	7	0
49	Niese, Jonathan	L-L	6-4	215	10/27/86	Lima, OH	Defiance, OH	METS	0-0	0.00	1	1	0	0	0	4.0	1	0	0	0	0	2	5	0	0
39	Parnell, Bobby	R-R	6-4	200	9/8/84	Salisbury, NC	Salisbury, NC	METS	0-0	3.00	1	1	0	0	0	3.0	4	1	1	0	0	1	3	0	0
34	Pellrey, Mike	R-R	6-7	230	1/14/84	Wright Patterson AFB, OH	Wichita, KS	METS	2-0	1.32	6	6	1	1	0	27.1	19	5	4	0	0	14	26	1	0
46	Perez, Oliver	L-L	6-3	205	8/15/81	Culiacan, Mexico	Culiacan, Mexico	METS	0-0	1.13	23	23	2	2	0	8.0	5	1	1	1	1	1	9	0	0
75	Rodriguez, Francisco	R-R	6-0	195	1/7/82	Caracas, VZ	Caracas, VZ	METS	11-4	3.23	23	23	2	2	0	150.2	150	61	54	11	6	24	99	4	0
57	Santana, Johan	L-L	6-0	208	3/13/79	Tovar Merida, VZ	Tovar Merida, VZ	METS	0-4	3.82	12	6	0	0	0	37.2	43	20	16	4	1	4	23	0	0
47	Takahashi, Hisanori	L-L	5-9	172	4/27/75	Tokyo, Japan	Tokyo, Japan	METS	9-10	4.20	30	30	2	1	0	173.2	192	97	81	20	9	62	148	5	0
22	Valdes, Raul	L-L	5-11	190	11/27/77	Havana, Cuba	Santo Domingo, DR	METS	0-0	3.00	1	1	0	0	0	6.0	8	2	2	1	0	0	3	0	0

INJURED - DID NOT PITCH

2010 NEW YORK METS

25-MAN ROSTER

as of October 4, 2010

#	CATCHERS (C)	B-T	HT.	WT.	BORN	BIRTHPLACE	RESIDENCE	2010 CLUB	AVG	G	AB	R	H	2B	3B	HR	RBI	SH	SF	HBP	BB	SO	SB	CS	E
4	Blanco, Henry	R-R	5-11	220	8/29/71	Cinisco, VZ	Cuareas, Viandia, VZ	METS	.215	50	130	10	28	5	0	2	8	0	3	0	11	26	1	0	1
13	Nicklaus, Mike	R-R	6-0	210	2/13/83	Vancouver, B.C.	Springfield, MO	Binghamton (AA) Buffalo (AAA)	.284	82	265	27	75	15	0	5	33	0	0	0	4	49	43	1	9
30	Thole, Josh	L-R	6-1	205	10/28/86	Breese, IL	Breese, IL	METS	.200	5	10	0	2	0	0	0	0	0	0	0	0	5	0	0	1
								METS	.267	48	165	20	44	19	1	2	17	1	2	1	22	25	0	0	4
								METS	.277	73	202	17	56	7	1	3	17	0	0	1	24	25	1	0	3
#	INFELDERS (IF)	B-T	HT.	WT.	BORN	BIRTHPLACE	RESIDENCE	2010 CLUB	AVG	G	AB	R	H	2B	3B	HR	RBI	SH	SF	HBP	BB	SO	SB	CS	E
12	Arias, Joaquin	R-R	6-1	170	9/21/84	Santo Domingo DR	Santo Domingo, DR	Texas (AL)	.276	50	98	18	27	5	1	0	9	1	0	0	2	17	1	0	2
								Frisco (AAA)#	.194	8	31	4	6	0	0	0	1	0	1	0	3	7	0	0	0
								METS	.200	22	30	5	6	1	0	0	4	1	0	0	2	6	0	0	2
1	Castillo, Luis	S-R	5-11	197	9/12/75	San Pedro de Macoris, DR	Santo Domingo, DR	METS	.235	86	247	28	58	4	2	0	17	11	2	0	39	25	8	3	2
								St. Lucie (A)#	.154	4	13	3	2	1	0	0	0	0	0	0	3	2	0	0	0
29	Davis, Ike	L-L	6-4	215	3/22/87	Edina, MN	Scottsdale, AZ	Buffalo (AAA)	.364	10	33	8	12	3	0	2	4	0	0	0	9	5	0	0	1
								METS	.264	147	523	73	138	33	1	19	71	0	5	1	72	138	3	2	9
3	Hernandez, Luis	S-R	5-10	182	6/26/84	Quibor, VZ	Quibor, VZ	Binghamton (AA)	.298	57	225	28	67	12	4	3	32	1	5	2	16	30	4	4	5
								Buffalo (AAA)	.280	47	189	25	53	10	4	0	12	4	3	2	10	31	2	1	7
								METS	.250	17	44	11	1	0	0	6	0	1	2	7	1	0	0	0	
19	Hessman, Mike	R-R	6-5	215	3/5/78	FountainValley, CA	Loris, SC	Buffalo (AAA)	.274	64	248	43	68	20	0	18	58	0	3	4	27	60	0	0	2
								GCL Mets (R)#	.500	1	4	1	2	0	0	0	0	0	0	0	0	0	0	0	0
								METS	.127	32	55	6	7	2	1	1	6	0	0	2	8	23	0	0	0
7	Reyes, Jose	S-R	6-1	200	6/11/83	Villa Gonzalez, DR	Santiago, DR	METS	.000	1	4	0	0	0	0	0	1	0	0	0	0	0	0	0	0
								St. Lucie (A)#	.282	133	563	83	159	29	10	11	54	4	3	2	31	63	30	10	15
17	Tatis, Fernando*	R-R	5-11	187	1/17/75	San Pedro de Macoris, DR	San Pedro de Macoris, DR	METS	.185	41	65	6	12	4	0	2	6	1	0	0	6	19	0	0	0
11	Tejada, Ruben	R-R	5-11	162	10/27/89	Veraguas, Panama	Veraguas, Panama	METS	.213	78	216	28	46	12	0	1	15	6	3	8	22	38	2	2	8
								Buffalo (AAA)	.280	65	218	25	61	11	0	1	16	7	2	3	14	36	1	3	10
5	Wright, David	R-R	6-0	208	12/20/82	Norfolk, VA	Chesapeake, VA	METS	.283	157	587	80	166	36	3	29	103	0	12	2	69	161	19	11	20
#	OUTFIELDERS (OF)	B-T	HT.	WT.	BORN	BIRTHPLACE	RESIDENCE	2009 CLUB	AVG	G	AB	R	H	2B	3B	HR	RBI	SH	SF	HBP	BB	SO	SB	CS	E
44	Bay, Jason*	R-R	6-2	205	8/20/78	Trail, B.C., Canada	Kirkland, WA	METS	.259	95	348	48	90	20	6	6	47	0	4	5	44	91	10	0	1
15	Beltran, Carlos	S-R	6-1	199	4/24/77	Manati, PR	Manati, PR	St. Lucie (A)#	.367	14	49	5	18	5	9	9	5	0	1	0	7	6	0	0	0
								METS	.367	14	49	5	18	5	9	9	5	0	1	0	7	6	0	0	0
23	Carter, Chris	L-L	6-0	230	9/16/82	Fremont, CA	Port St. Lucie, FL	Buffalo (AAA)	.336	29	113	17	38	9	2	6	22	0	0	2	8	8	0	0	0
								METS	.263	100	167	15	44	9	0	4	24	0	0	1	12	17	1	2	0
21	Duda, Lucas	L-R	6-4	225	2/3/86	Fontana, CA	Riverside, CA	Binghamton (AA)	.286	45	161	30	46	17	0	6	34	0	1	6	29	27	1	0	2
								Buffalo (AAA)	.314	70	264	44	83	23	2	17	53	0	1	2	31	57	0	0	3
								METS	.202	29	84	11	17	6	0	4	13	0	1	1	6	22	0	0	0
6	Evans, Nick	R-R	6-2	219	1/30/86	Phoenix, AZ	Phoenix, AZ	Binghamton (AA)	.294	88	347	62	102	30	0	17	55	0	3	1	40	65	0	1	0
								Buffalo (AAA)	.314	37	140	26	44	14	1	6	25	1	0	1	15	23	0	0	3
27	Feliciano, Jesus	L-L	5-10	190	6/6/79	Bayamon, PR	Bayamon, PR	METS	.306	20	36	5	11	3	0	1	5	0	0	0	1	10	0	0	0
								Buffalo (AAA)	.339	89	336	55	114	18	1	28	3	3	6	21	35	6	5	0	
								METS	.231	54	108	12	25	4	1	0	3	3	1	1	6	12	1	0	0
16	Pagan, Angel	S-R	6-2	195	7/2/81	Rio Piedras, PR	Dorado, PR	METS	.290	151	579	80	168	31	7	11	69	6	3	1	44	97	37	9	5



FINAL STATS

2010 NEW YORK *Mets* YEAR IN REVIEW

NY 2010 Team Notes & Milestones NY

APRIL

OPENING DAY: New York beat the Marlins, 7-1, at Citi Field on April 5th...The Mets have the best winning percentage (.653, 32-17) in the history of Major League Baseball on Opening Day...It was the team's fifth straight Opening Day victory, which is the longest current winning streak in the majors...The Mets are 18-2 in their last 20 home Opening Day contests.

TEAM	GAMES	W	L	T	PCT.
Mets	49	32	17	0	.653
Yankees	110	63	46	1	.578
Baltimore	110	62	47	1	.569
Milwaukee	42	23	18	1	.561
San Francisco	134	71	56	1	.559

*** Notes: W-L records for Orioles, Yankees and Brewers include entire franchise history.***

WORLDLY METS: The Mets had the most foreign-born players on their Opening Day roster in the majors...New York had 18 players born outside the United States from seven different countries and territories: Canada, Dominican Republic, Japan, Mexico, Panama, Puerto Rico and Venezuela.

TEN SERIES: For the first time in franchise history, the Mets opened a season with 10 series versus 10 different opponents...The Mets took on the Marlins, Nationals, Rockies, Cardinals, Cubs, Braves, Dodgers, Phillies, Reds and Giants, before they faced the Nationals for a second time, May 10th-May 12th.

ROOKIES: Righthanded pitcher Jenrry Mejia began the year on the Opening Day roster...At the time, Mejia was the youngest player in the majors and the youngest pitcher to appear on the Mets Opening Day roster since Dwight Gooden in 1984...Infielder Ruben Tejada also opened the season on the 25-man roster...Tejada was the second-youngest player in the majors and the youngest position player to be on the Mets Opening Day roster since Tim Foli in 1971...Tejada started at shortstop on April 8th vs. Florida...At 20 years, 219 days old, he was the youngest player to start a major league game at shortstop since B.J. Upton did it at age 20 years, 40 days old on September 30, 2004 for Tampa Bay in the second game of a doubleheader against Detroit...The Mets began the season with five rookies on their active roster, the highest total for any major league club.

MAJOR LEAGUE DEBUTS: Righthanded pitcher Jenrry Mejia, infielder Ruben Tejada and lefthanded pitcher Hisanori Takahashi all made their major league debut on April 7th vs. Florida...The only other time three players made their major league debut with the Mets occurred on April 26, 1995 at Colorado (Edgardo Alfonzo, Brook Fordyce and Ricky Otero).

CITI FIELD HOME RUNS: New York hit four home runs in a game for the first time in Citi Field's history on April 9th vs. Washington when Rod Barajas and Jeff Francoeur each went deep twice...It was only the third time in team history that a pair of Mets players hit two home runs in a home game...Joe Christopher and Hawk Taylor did it at Shea Stadium in 1964, and Frank Thomas and Marv Throneberry did it at the Polo Grounds in 1962...The last time two Mets hit two home runs in the same game was June 9, 2006 at Arizona when Carlos Beltran and Carlos Delgado each went deep twice.

SCORELESS AT COORS: The Mets recorded their first-ever shutout at Coors Field on April 15th with a 5-0 victory over the Rockies...In New York's previous 61 games in that ballpark they had held Colorado without a run for more than six innings only once.

IKE DAVIS: Made his major league debut on April 19th vs. Chicago (NL) and went 2-4 with an RBI...He singled in his first major league at-bat...Davis slugged his first major league home run on April 23rd off Atlanta's Kenshin Kawakami.

WINLESS SERIES: New York began the year losing four straight series (vs. Florida and Washington and at Colorado and St. Louis)...The last time the Mets failed to win one of their first four series to begin the season was in 1997.

MIKE PELFREY: Was the winning pitcher on April 20th vs. Chicago (NL)...He became the second pitcher in major league history to record three wins and a save in his first four games of the season...Bill Singer also accomplished the feat for the Dodgers in 1969.

TRIPLE MADNESS: Jose Reyes hit his 75th career triple on April 21st vs. Atlanta in his 804th career game...Among players who debuted in the majors since 1950, only Garry Templeton, who collected his 75th triple in his 787th game, reached the milestone in fewer games.

HISANORI TAKAHASHI: Earned his first major league win on April 23rd vs. Atlanta in New York's 5-2 victory...Takahashi had seven strikeouts in 3.0 innings of work, the most by a Mets reliever since Rick Reed had seven on April 9, 1997 at Los Angeles (NL)...Only two other pitchers in team history have had seven or more strikeouts in a game while pitching 3.0 or fewer innings: Galen Cisco on May 25, 1965 vs. Philadelphia and Skip Lockwood on September 19, 1976 vs. Pittsburgh...Takahashi also collected his first major league hit, a single off Kenshin Kawakami...It was the first time in major league history that a Japanese-born player collected his first career hit off a Japanese-born pitcher.

1-0 LESS THAN NINE: For the first time in franchise history, the Mets won a 1-0 game that was less than nine innings when they beat the Braves on April 25th when the game was stopped in the sixth inning due to rain.

MIKE PELFREY: Ended April with a 0.69 ERA, equaling Nolan Ryan's club record for ERA in March/April set in 1970...Pelfrey ended April with a 24-inning scoreless streak, the longest in the majors.

DAVID WRIGHT: Collected his 1,000th career hit with an RBI single on April 27th vs. Los Angeles (NL) in the second game of a doubleheader...Became the eighth Met to reach the 1,000-hit plateau...He accomplished the feat in fewer games (868) than anyone else in team history...Mike Piazza needed 935 games to reach 1,000 hits.

SPECIAL COMPANY: Wright had 143 home runs at the time of his 1,000th hit (868 games)...According to Elias, only three players have recorded their first 1,000 hits for a New York team in fewer games while having as many home runs as Wright: Babe Ruth (795 games, 255 home runs), Lou Gehrig (826 games, 165 home runs) and Joe DiMaggio (711 games, 173 home runs).

DAVID WRIGHT: Struck out in 13 consecutive games, April 14th-April 27th, the longest streak of his career.

DOUBLE DIP: The Mets swept the Dodgers in a doubleheader on April 27th, winning, 4-0 and 10-5...It was the second time in team history that the Mets swept a doubleheader from Los Angeles...The only other time it occurred was August 28, 1971 at Shea Stadium.

DOUBLE THE FUN: David Wright became the club's all-time leader with his 226th career double on April 28th vs. Los Angeles (NL)...He moved ahead of Ed Kranepool on the list...Wright achieved the feat in 869 games while it took Kranepool 1,853 games to get to 225 doubles.

9-1 HOMESTAND: The Mets went 9-1 on their 10-game homestand, April 19th-April 28th, to equal their best homestand in franchise history...New York went 3-1 vs. Chicago (NL), 3-0 vs. Atlanta and 3-0 vs. Los Angeles (NL)...The Mets had twice before gone 9-1 on a homestand: August 16-August 24, 1969 and September 12-September 22, 1988.

END OF APRIL NOTE: The Mets became the fourth team in major league history to be at least five games out of first place in April (April 16th) and then take sole possession of first place before the end of the month...The other teams to do that were the 1982 Padres, 1989 Mets and 2007 Giants.

NEW YORK METS AT ST. LOUIS - APRIL 17TH (20 INNINGS)

METS FOURTH 20-INNING OR LONGER GAME: The Mets beat the Cardinals, 2-1 in 20 innings on April 17th at St. Louis...It was the fourth-longest contest (by innings) in club history and the first game to go 20 innings or longer that the Mets won...It was the longest game in franchise history since a 25-inning game on September 11, 1974, also against the Cardinals.

INNINGS	DATE	OPPONENT	SCORE
25	9/11/74	vs. St. Louis	L, 3-4
24	4/15/68	@ Houston	L, 0-1
23	5/31/64 (G2)	vs. San Francisco	L, 6-8
20	4/17/10	@ St. Louis	W, 2-1

THIRD-LONGEST GAME BY TIME: The contest lasted six hours and 53 minutes, the third-longest game (by time) in franchise history.

TIME	DATE	OPPONENT	SCORE
7:23	5/31/64 (G2)	vs. San Francisco	L, 6-8
7:04	9/11/74	vs. St. Louis	L, 3-4
6:53	4/17/10	@ St. Louis	W, 2-1

MIKE PELFREY: Earned his first professional save working a scoreless 20th inning...The last Mets full-time starter to earn a save was Dwight Gooden on September 19, 1989 when he pitched 4.0 innings in a 5-2 win at Wrigley Field against the Cubs.

SCORELESS INNINGS: The Cardinals and Mets remained scoreless after 18 innings...It was the seventh-longest game that remained without a run on the scoreboard in major league history and longest since the Dodgers and Expos played 21-scoreless innings on August 23, 1989...The Dodgers eventually won that game, 1-0 at Montreal in 22 innings...It was the third time in Mets history that a game remained scoreless after 18 innings...The Mets and Phillies played an 18-inning scoreless tie on October 2, 1965 at Shea and New York lost a 1-0, 24-inning game to Houston at the Astrodome on April 15, 1968...It was the longest game in the majors since Colorado beat San Diego, 2-1, in 22 innings on April 17, 2008.

RUN IN THE 20TH INNING: Jose Reyes' sacrifice fly plated Angel Pagan with the winning run in the 20th inning...It marked the first time in franchise history that New York had scored a run in the 20th inning or later...According to Elias, only two other major league teams in the last 100 years won a game of at least 20 innings without recording an extra-base hit, the Brooklyn Dodgers in 1940 and Oakland Athletics in 1971.

LONG DAY: Jose Reyes, Jason Bay and Jeff Francoeur each went 0-7...But, Reyes and Francoeur each had a sacrifice fly...The last major league game in which three or more teammates were hitless in at least seven at-bats was at Shea Stadium on July 9, 1977 when the Mets beat the Expos, 7-5 in 17 innings as Montreal's Warren Cromartie, Chris Speier and Del Unser each went 0-8...Thanks to Elias for the research.

NINE PITCHERS: The Mets had nine hurlers throw a pitch, equaling the club mark, set four previous times, last on September 23, 2007 at Florida in an 11-inning game.

RAUL VALDES: Collected his first major league hit, a single, in his first major league plate appearance in the 18th inning off Felipe Lopez.

MAY

JOHAN SANTANA: Allowed a career-high 10 runs on May 2nd at Philadelphia...The last Mets pitcher to allow 10 or more runs in a game was Orlando Hernandez who surrendered 11 runs on August 15, 2006 at Philadelphia...Santana also allowed four home runs in a game for the fourth time in his career...The last occurrence was June 9, 2009 vs. Philadelphia...The Mets lefty allowed nine runs in the fourth inning, the most he has allowed in a single frame in his career.

START & END: For the first in Mets history the club allowed a home run to the first (Drew Stubbs) and last batters (Laynce Nix) of the game on May 3rd at Cincinnati in a 3-2 defeat.

IKE DAVIS: Became the first Mets rookie lefthanded batter to hit two home runs in a game off a lefthanded pitcher when he went deep twice off San Francisco's Jonathan Sanchez on May 7th...Since 1969, only five other lefties had a multi-home run game off a lefthanded pitcher...Billy Jo Robidoux in 1985, David Justice in 1990, Ben Grieve in 1998, Brad Fullmer in 1998 and Prince Fielder in 2006.

ROD BARAJAS: Hit the first walkoff home run in Citi Field history on May 7th off San Francisco's Sergio Romo...It was Barajas' second career walkoff home run and second home run of the game...His last walkoff home run came on May 22, 2004 with Texas vs. the Yankees...Barajas' first home run of the game was his 100th career blast.

WALKOFF HOME RUNS: Henry Blanco hit an 11th-inning walkoff home run on May 8th off the Giants' Guillermo Mota...It was the first time in major league history that a team had walkoff home runs in consecutive games both hit by a catcher (whether by the same player or two different players)...It was the fifth time in team history the Mets had two straight walkoff home runs and first time since July 28, 2001 (Robin Ventura) and July 29, 2001 (Mike Piazza) against the Phillies...It was Blanco's first walkoff home run.

HOME WINNING STREAK: The Mets won nine straight home games from April 22nd-May 8th...It was the club's longest home winning streak since a franchise record 11 straight victories at home from August 5-August 24, 2006.

WALKOFF WILD PITCH: Fernando Nieve threw a wild pitch scoring Florida's Cody Ross with the winning run in the Marlins' 2-1 win over the Mets on May 13th...It was the first time the Mets lost a game on a walkoff wild pitch since September 1, 1981 when Mike Marshall uncorked a wild pitch at the Astrodome in Houston.

IN A PINCH: Chris Carter had a pinch-hit, game-winning RBI double in his first at-bat with the Mets on May 11th vs. Washington...The last Mets player to have a game-winning pinch-hit in his first at-bat for the team was Carlos Baerga on July 30, 1996, in the first game of a doubleheader vs. Pittsburgh.

NOT SINCE 1955: Angel Pagan hit an inside-the-park home run and started a triple play on May 19th at Washington...Pagan became the first player to accomplish each of those feats in one game since Phillies shortstop Ted Kazanski turned the trick against the Giants at the Polo Grounds on September 25, 1955...In the fifth inning Kazanski hit an inside-the-parker when Willie Mays and Dusty Rhodes collided in the outfield...Later Kazanski caught a line drive to start a 6-4-3 triple play which ended the inning, the game and the season...Information courtesy of the Elias Sports Bureau.

INSIDE-THE-PARK HOME RUN: Angel Pagan hit his second career inside-the-park home run in the fourth inning off Livan Hernandez on May 19th at Washington ...His other inside-the-park home run came on August 23, 2009 vs. Philadelphia off Pedro Martinez...It was the 26th career inside-the-park home run in team history...Darryl Strawberry is the only other Met with two inside-the-park home runs...Strawberry hit one on June 17, 1984 at St. Louis and the other on May 3, 1989 vs. Cincinnati ...Pagan's inside-the-park home run was also the first at Nationals Park history since it opened in 2008.

TRIPLE PLAY: The Mets turned the 10th triple play in franchise history in the fifth inning on May 19th at Washington...Angel Pagan caught Cristian Guzman's sinking line drive, threw to catcher Henry Blanco who threw to shortstop Jose Reyes to double up Livan Hernandez off second base...Reyes completed the triple play by throwing out Nyjer Morgan at first...Ike Davis caught the throw at first base...The play went 8-2-6-3...New York's last triple play came on May 17, 2002 at San Diego when third baseman Edgardo Alfonzo, second baseman Roberto Alomar and first baseman Mo Vaughn recorded three outs on a groundball by Wiki Gonzalez...The last triple play in Washington came September 10, 1964, when the Senators turned a 6-4-3-2 gem against the Orioles.

RAUL VALDES: Pitched 5.0 innings of relief to pick up the win on May 20th at Washington...Valdes was the first Mets pitcher to record a victory in relief in a game which he pitched at least 5.0 innings since Dickey Gonzalez tossed 6.2 innings of relief on September 19, 2001 at Pittsburgh.

250: Francisco Rodriguez notched his 250th career save with his five-out save on May 22nd vs. the Yankees...He became the 29th pitcher to reach that plateau.

CITI FIELD ATTENDANCE RECORD: The Subway Series attendance for May 23rd contest was 41,442, the largest crowd in Citi Field history.

RUBBER GAME: The Mets won their first rubber game of the year on May 23rd vs. the Yankees with a 6-4 win...At the time, New York was 0-6 in those games.

GRAND ACHIEVEMENT: Jose Reyes collected his 1,000th major league hit on May 25th vs. Philadelphia...Reyes accomplished the feat in his 833rd game making the shortstop the quickest to the milestone in team history...David Wright accomplished the feat in 868 games...Among the 734 players to collect their 1,000th major-league hit since 1950, only one had as many triples at the time as Reyes, who has 75: Garry Templeton, whose 1,000th hit was hit 76th career triple.

WHAT A PAIR: David Wright and Jose Reyes became the first pair of teammates, each under the age of 27 and each with at least 1,000 career hits to start on the left side of the infield since 1941, when Cecil Travis (SS) and Buddy Lewis (3B) did it for the Washington Senators...Information courtesy of the Elias Sports Bureau.

INTO THE RECORD BOOKS: Hisanori Takahashi became the first pitcher in team history to begin his major league career with 6.0 shutout innings in each of his first two major league starts...He also recorded the 500th career victory in major league history by a Japanese-born pitcher with his 5-0 win over the Phillies on May 26th at Citi Field.

SHUTOUT SWEEP: The Mets swept their three-game series vs. Philadelphia, May 25th-May 27th, with three consecutive shutout victories...The only other time the Mets accomplished that feat came September 26-September 28, 1969 at Philadelphia when the Mets swept the series with three shutouts.

THREE STRAIGHT SHUTOUTS: New York posted three straight shutouts over the Phillies, May 25th-May 27th...It marked the seventh time in franchise history that the Mets tossed three straight shutouts and first time since April 12-April 15, 1988.

SHUTOUT SWEEP: According to the Elias Sport Bureau, the three-game sweep in which the Mets did not allow a run to the National League East leader was only the third time in major league history (since 1876) that a team swept a series of three or more games from a first place team without allowing any runs...The Orioles accomplished the feat over the Red Sox in 1974 and the Washington Senators over the Philadelphia A's in 1913...It was the second time in team history the Mets had three consecutive shutout victories in one series...The only other time the Mets have accomplished this feat was September 26-September 28, 1969 when New York swept the Phillies at Philadelphia by the scores of 5-0 (Jerry Koosman CG), 1-0 (Tom Seaver CG) and 2-0 (Gary Gentry, Nolan Ryan and Ron Taylor)...The last time a major league team swept a three-game series with three shutouts was the Minnesota Twins, July 5-July 7, 2004 against the Royals.

SCORELESS STREAK: New York's pitching staff had a 35.0-inning scoreless streak from May 25th-May 28th, the longest streak by the Mets since the staff tossed a club-record 42.0 shutout frames from September 23-September 28, 1969...The streak was also the longest scoreless streak by any team in the majors since the Baltimore Orioles went 45.0 innings over their final five games of the 1995 season.

FALL CLASSIC FEEL: The Mets took consecutive series from the Yankees and Phillies, the two participates in last year's World Series...The last team to win consecutive series against the two World Series opponents from the previous season was the 2003 Dodgers who took two straight series from the Giants and Angels.

LONG NIGHT: The Mets allowed 18 runs on May 31st at San Diego...The 18 runs allowed were the most since New York surrendered 19 runs to the Expos on July 26, 2004 at Montreal...New York allowed 19 hits in that contest, the most since they permitted 19 hits to the Brewers on June 29, 2009 at Milwaukee...The 18 runs allowed to the Padres were the most ever allowed by the Mets to San Diego in a single game.

JUNE

WHAT A START: Mike Pelfrey improved to 8-1 after picking up the win on June 1st at San Diego...Pelfrey became the seventh Mets pitcher to win at least eight of his first 11 starts of the season and first since Tom Glavine, who was 8-2 through 11 starts in 2006...Over the last 20 years, only two other Mets pitchers won eight of their first 12 starts while fashioning an ERA under 2.50 (Bobby Jones in 1997 and Johan Santana in 2009).

WALKOFF GRAND SLAM: Adrian Gonzalez hit a walkoff grand slam off Raul Valdes on June 2nd at San Diego...It was the third walkoff grand slam against the Mets over the last two years.

20: The Mets won their 20th game in their 29th home game on June 4th vs. Florida...New York reached 20 home wins in fewer games in team history just once, in 1986, when they accomplished the feat in 27 games.

IKE DAVIS: Hit his first career walkoff home run on June 8th vs. San Diego when he took Edward Mujica deep in the 11th inning...Davis became the seventh rookie in team history to hit an extra-inning walkoff home run and the first since Craig Brazell did it on September 24, 2004 vs. the Cubs.

LEADOFF BLAST: Jose Reyes extended his franchise record with his 15th career leadoff home run on June 12th at Baltimore off Brian Matusz.

PEDRO FELICIANO: Moved into sole possession of second place on the Mets all-time games pitched list with his 402nd outing on June 10th vs. San Diego...Feliciano moved ahead of Tom Seaver...John Franco is first on the list with 695 games.

NINE STRAIGHT AT HOME: The Mets won nine straight games at Citi Field from May 22nd-June 8th...The Mets also won nine straight at home earlier during the season (April 22nd-May 8th)...It marked the second time in franchise history that the Mets have had two separate winning streaks of nine or more games at home in the same year...New York won 10 in a row at Shea Stadium from June 8-June 29, 1990 and then recorded 11 straight wins from August 16-September 13, 1990.

FINAL STATS

JONATHAN NIESE: Allowed only one hit without a walk or hit by pitch, and no Padres batter reached base on an error on June 10th at Citi Field...The only other Mets pitcher with a game like that-one out from perfection-was Tom Seaver...The only blemish for Niese was a double by Chris Denorfia in the third inning...Seaver's bid for perfection was ended by the Cubs Jimmy Qualls on July 9, 1969 in the ninth inning...The last Mets pitcher to face one batter over the minimum was Shawn Estes on April 26, 2002 vs. Milwaukee...Estes allowed one hit and one walk but Eric Young was caught stealing.

21 STRAIGHT: Jonathon Niese set a franchise record when he retired the final 21 batters to end a game on June 10th vs. San Diego during his one-hitter...The previous record was 19 final outs, done several times...It was the 34th one-hitter in Mets history and the 26th complete game one-hitter...The last one-hitter by the Mets came on July 12, 2008 when Pedro Martinez, Carlos Muniz, Aaron Heilman, Scott Schoeneweis and Billy Wagner combined to one-hit the Colorado Rockies in a 3-0 win...The last individual complete game one-hitter was thrown by Aaron Heilman on April 15, 2005 vs. Florida at Shea Stadium.

ON THE ROAD: The Mets beat the Orioles in Baltimore in two straight games, June 11th-June 12th...It was the first time New York won consecutive road games since July 25-July 26, 2009 at Houston...The Mets streak of 56 road games without consecutive wins was the third-longest in team history...By winning the first two games at Oriole Park at Camden Yards, the Mets won their first road series of the year after going 0-7-2 to begin the season.

ROAD SWEEP: The Mets swept the three-game series at Baltimore, June 11th-June 13th...It was their first road sweep of a series that was three or more games since New York swept a three-game series at Milwaukee, September 1-September 3, 2008.

MIKE PELFREY: Became the fifth pitcher in franchise history to win nine or more games in his first 10 decisions (9-1) with his victory on June 13th at Baltimore...Pelfrey joined Terry Leach (10-0) in 1987, David Cone and Dwight Gooden (both 9-1) in 1988 and Al Leiter (9-1) in 2000.

FOUR STRAIGHT DOUBLES: The Mets collected four straight doubles (Angel Pagan, David Wright, Ike Davis and Jason Bay) in the third inning on June 16th at Cleveland...The Mets also achieved that feat on July 21, 1991 against the Dodgers when Mark Carreon, Charlie O'Brien, Dwight Gooden and Keith Miller all doubled.

5-RUN INNINGS: The Mets scored five runs in an inning in three straight games (June 13th-June 16th) for the first time since August 3-August 5, 2004.

ANOTHER ROAD SWEEP: The Mets swept their second consecutive road series with their three-game sweep at Cleveland, June 15th-June 18th...The last time the Mets swept two straight road series was in 2006 when New York swept Arizona, June 8th-June 11th and then Philadelphia, June 13th-June 15th.

SEVEN STRAIGHT ON THE ROAD: New York won seven straight road games, June 11th-June 18th, its longest winning streak since a franchise-record nine straight road victories from June 7-June 23, 2006.

MASTER OF THE YANKEES: Hisanori Takahashi threw 6.0 scoreless innings against the Yankees on May 21st and then again on June 18th...According to the Elias Sports Bureau, only four other pitchers since 1920 who threw 6.0 or more scoreless innings in each of their first two starts against the Bronx Bombers: Sidney Ponson (1998), Scott Sanderson (1990) and Ray Culp (1968).

EIGHT IS GREAT: New York scored a season-high eight runs in the bottom of the third inning on June 22nd vs. Detroit...The Mets sent 14 men to the plate in the inning...That equaled the Mets record for most plate appearances in one inning of a home game, a mark set in the fifth inning of their 14-5 win over the Giants at Shea Stadium on May 9, 1970.

R.A. DICKEY: Became the first pitcher in Mets history to go 6-0 in his first seven starts when he picked up the victory on June 23rd vs. Detroit.

INTERLEAGUE MARKS: David Wright collected his 20th RBI against the American League this year to break the club mark for Interleague RBI on June 24th vs. Detroit...Mike Piazza held the old mark of 19 RBI set in 1999...Wright led all major league players with 24 RBI during Interleague play...Jose Reyes led all major league players with 19 runs scored in Interleague action.

RECORD VS. AL: The Mets went 13-5 against the American League in 2010...The 13 Interleague wins established a franchise record for a single-season...The Mets won 12 games versus the AL in 1999.

CANADIAN-BORN PLAYERS WITH 1,000 HITS: Jason Bay recorded his 1,000th career hit on June 27th vs. Minnesota...Bay became the 10th Canadian-born player in major league history to register 1,000 hits joining Larry Walker, George Wood, Jeff Heath, James O'Neill, Terry Puhl, Matt Stairs, Jack Graney, Bill Phillips and Frank O'Rourke.

SAN JUAN: The Mets and the Florida Marlins played a three-game series in San Juan, Puerto Rico, June 28th-June 30th...It marked the third year the Mets have played regular season games in Puerto Rico (2003, 2004)...The Mets went 1-2 in 2010 in San Juan and are 3-7 all-time in Puerto Rico.

NIESE MARK: Jonathon Niese finished June with a 4-0 record and a 2.67 ERA in five starts...The only other Mets rookie to record four or more wins in June in one season was Ron Darling in 1984 (5-0).

EIGHT SLAMS: The Mets became the second team in major league history to allow eight grand slams in one season before the end of June...The Indians also did that in 2008.

JUNE BOOM: The Mets went 18-8 in June...New York finished with their second-best June winning percentage (.692) in team history, trailing only the 1990 club which went 21-7 (.750)...The 18 wins were tied for the fourth-most for the month of June in franchise history...The 18 wins were also tied with the Red Sox, White Sox and Angels for the second-most in the majors...Texas was first with 21 victories.

NL PLAYER OF THE MONTH: David Wright was voted the National League Player of the Month for June...It was his second career monthly award (June, 2006)...Wright led the National League and was third in the majors with a .404 (42-104) batting average in June...Wright also led the NL and was second in the majors with 29 RBI during the month...He became the first player in team history to hit at least .400 with 25 or more RBI in a calendar month...Wright tied his career-best for RBI in any calendar month with 29...He also had 29 RBI in June, 2006...The Mets third baseman had eight, three-hit games in June, establishing a club record for most such games by one player in a calendar month...Bud Harrelson (July 1967), Lee Mazzilli (July 1980), and Gregg Jefferies (June 1990) held the old mark with seven, three-hit contests.

JULY

ROOKIE BOMBS: Ike Davis connected on his 10th home run on July 4th at Washington to become the third rookie in team history to reach double-figures in home runs prior to the All-Star break...Ron Swoboda had 15 in 1965 and Benny Agbayani had 11 before the break in 1999.

GRAND GAME: Jason Bay played in his 1,000th major league game on July 2nd at Washington...Bay became the 13th Canadian-born player to appear in 1,000 contests.

SANTANA SHUTOUT AND HR: Johan Santana became the second Mets pitcher to throw a complete game shutout and hit a home run in the same game on July 6th vs. Cincinnati...Pete Falcone accomplished the feat on September 29, 1981 when he beat the Phillies, 7-0, at Philadelphia...It was Santana's seventh career shutout...He allowed three hits, the fewest he's allowed in a complete game...He also hit his first major league home run in that contest off Matt Maloney...According to Elias, Santana is the sixth pitcher since 1983 to throw a shutout while allowing three hits or fewer and hitting a home run in the same game...The others to do it since then were Floyd Youmans (1986), Pete Harnisch (1999), Chan Ho Park (2000), Jeff D'Amico (2003) and Mike Hampton (2005).

SANTANA'S BLAST: Johan Santana hit his first career major league home run on July 6th off Cincinnati's Matt Maloney...It was the 45th home run by a Mets pitcher in team history and the first since John Maine took Pittsburgh's Ian Snell deep on July 24, 2007 at Shea Stadium.

HOMEGROWN INFIELD: Ike Davis, Ruben Tejada, Jose Reyes and David Wright made their 16th start as a unit on July 6th vs. Cincinnati...The group became the first homegrown infield in team history to make that many starts...Ed Kranepool, Ken Boswell, Bud Harrelson and Tim Foli made 15 starts as a unit in 1971.

STOLEN BASES: The Mets had three players with 15 or more steals before the All-Star break for the third time since 1970...Angel Pagan (19), Jose Reyes (19) and David Wright (15).

ALL-STAR NOTES: Third baseman David Wright and shortstop Jose Reyes were selected to the 2010 National League All-Star team...Wright went 2-2 with a stolen base in Major League Baseball's 81st All-Star Game on July 13th in Anaheim during the National League's 3-1 win...Wright is the only player to record a hit in each of the last five All-Star Games (2006-2010)...His five-game hitting streak in All-Star competition is the longest for any major leaguer since Wade Boggs (1988-1992) and the longest for a National Leaguer since Steve Garvey (1974-1978)...Wright has a career .462 average in five All-Star appearances, tied for fifth all-time with Al Simmons among players with at least 10 All-Star at-bats...Wright was named to his fifth straight All-Star team (2006-2010) and he earned his fourth starting nod (2006-2007, 2009-2010)...Wright's string of five consecutive All-Star Games is tied for the third-longest streak in franchise history with Mike Piazza (1998-2002)...Tom Seaver (1967-1973) and Darryl Strawberry (1984-1990) were each named to seven straight NL All-Star teams...Reyes was selected to his third All-Star team (2006-2007, 2010)...Reyes' three All-Star appearances are the most in team history by a shortstop...Bud Harrelson was named to two NL All-Star teams (1970-1971).

CARLOS BELTRAN: Was activated from the 60-Day Disabled List on July 15th and played that night at San Francisco...He hit his first home run of the season on July 28th vs. St. Louis...It was his first home run since September 26, 2009 at Florida.

LINE-UP NOTE: On July 19th vs. Arizona, David Wright, Carlos Beltran and Jose Reyes all started in the line-up for the first time since May 20, 2009.

SHUTOUT AFTER THE BREAK: The Mets lost their first two games after the All-Star break, 2-0 and 1-0 at San Francisco...It was the first time the Mets had been shut out in their first two games after the All-Star Game...The last major league team to be held scoreless in their first two games after the break was the Royals in 2001.

SCORING: The Mets were held to four runs or less in 13 consecutive games from July 6th-July 22nd, the longest such stretch since September 19-October 2, 2004.

MIKE PELFREY: Became the first National League pitcher since 1900 to allow more than 50 baserunners (walks, hits, hit batsmen) while recording fewer than 50 outs over a four-start span, from June 30th-July 13th...Information courtesy of Elias.

SUPER SANTANA: Johan Santana allowed no more than one run while pitching at least 7.0 innings over a five start span from July 1st-July 23rd...It was the best such streak since Dwight Gooden in 1985.

FINAL STATS

TOUGH TRIP: New York went 2-9 on its 11-game, three-city road trip following the All-Star break...The Mets became the first major league team since the 1994 Dodgers (3-10) to lose as many as nine games on a road trip that immediately followed the All-Star break...The Mets were shut out four times on the road trip...The last time New York was shut out four times on one road trip was August 24-September 7, 1989 during a 15-game road trip.

JERRY MANUEL: Served a one-game suspension on July 27th vs. St. Louis...Major League Baseball handed down the suspension after Manuel argued a call on July 23rd at Los Angeles...Bench Coach Dave Jauss managed the team to an 8-2 win.

DAVID WRIGHT: Belted two home runs and drove in a season-high five RBI on July 30th vs. Arizona...It was his 15th career multi-home run game and the most RBI by a Met since he had six RBI on September 12, 2009 at Philadelphia.

HENRY BLANCO: Had his consecutive errorless streak end at 107 with his first inning throwing error on July 30th vs. Arizona...Blanco's streak was the longest current streak in the majors for a catcher.

250: David Wright collected his 250th career double on July 31st vs. Arizona.

AUGUST

PUERTO RICAN OUTFIELD: On August 1st, Carlos Beltran, Angel Pagan and Jesus Feliciano, all natives of Puerto Rico, appeared in the outfield at the same time...According to the Baseball Hall of Fame, that was only the seventh time an all-Puerto Rican outfield played together at the same time...The last time was June 6, 1981 when the Cubs had Carlos Lezcano, Jerry Morales and Hector Cruz.

1-0 WIN ON A HOME RUN: The Mets beat the Phillies 1-0 behind Johan Santana (7.1 innings) and Francisco Rodriguez (1.2 innings) and a solo home run from Jeff Francoeur on August 7th...It was the 25th time in team history the Mets won a 1-0 game on a solo home run...It was the fourth time the Mets had shut out Philadelphia...The four shutouts were tied for the second-most in team history for a single season vs. the Phillies...The last time the Mets shut out Philadelphia four times in one year was in 1998...The club record for shutouts in one season vs. the Phillies is seven, set in 1969.

WINS BY A 1-0 SCORE: The Mets had consecutive wins (separated by a loss) of 1-0 on August 7th at Philadelphia and August 10th vs. Colorado...It was the first time that consecutive Mets victories have been 1-0 since September 1 and September 3, 1976 when they beat the San Francisco Giants and Philadelphia Phillies around a 10-7 loss to the Giants.

SLAMMED: Colorado's Melvin Mora hit a grand slam off Manny Acosta on August 11th...It was the ninth grand slam surrendered by the Mets to establish a new club record...The 2000 Mets allowed eight grand slams...The Mets finished the year with 12 grand slams allowed.

SCORELESS SANTANA: Johan Santana threw a four-hitter for his second complete game shutout of the season on August 12th in a 4-0 win over Colorado at Citi Field.

ONE-HITTER: R.A. Dickey hurled the 35th one-hitter in franchise history and the 27th complete game one-hitter on August 13th vs. Philadelphia in a 1-0 victory...Philadelphia's lone hit came from pitcher Cole Hamels...According to Elias, the last pitcher to throw a complete-game one-hitter in a 1-0 victory with the only hit coming off the bat of a pitcher was Sandy Koufax on May 23, 1960...Bennie Daniels got the only Pittsburgh hit that night, a second-inning single.

BACK-TO-BACK SHUTOUTS: Johan Santana and R.A. Dickey became the first pair of Mets pitchers to throw back-to-back complete game shutouts since Pedro Astacio and Jeff D'Amico went the distance in consecutive two-hitters on May 14-May 15, 2002 at Los Angeles (NL).

1-0: The Mets beat the Phillies 1-0 on August 13th...It was New York's third 1-0 win over a six-game span after beating the Rockies 1-0 on August 10th and topping the Phillies 1-0 on August 7th at Citizens Bank Park...Only two other teams in the live-ball era (since 1920) had three, 1-0 wins over a six-game span: the Orioles in September 1974 and the Dodgers in September 2000...Both of those teams had three 1-0 wins over a five-game span... Information courtesy of the Elias Sports Bureau.

BACK-TO-BACK WINS: The Mets won consecutive games for the first time since June 22nd-June 23rd vs. Detroit with victories on August 12th-August 13th...The Mets had gone 43 games without winning two straight games, the longest such streak since a franchise record 64-game stretch from April 18-June 29, 1993.

SCORELESS STREAK VS. PHILLY: The Mets had their 38.0-inning home scoreless streak vs. the Phillies snapped in the third inning on April 14th...The 38.0 consecutive scoreless frames equaled the longest single-season scoreless stretch at home in franchise history vs. any team...New York shut out the Pittsburgh Pirates for 38.0 straight innings at Shea Stadium from June 20-July 30, 1988...The last major league team with a longer such streak was the Minnesota Twins in 2004 when they held the Royals scoreless for 42.0 innings at the Metrodome...The last visiting team to start a season with that many scoreless innings at one ballpark was the Cubs, who didn't score in their first 43 innings at Atlanta-Fulton County Stadium in 1992.

FOUR WINS AND FOUR SHUTOUTS: The Mets had four straight victories, all via a shutout from August 7th-August 13th...The only other time in franchise history that the club collected four straight wins via a shutout was September 25-September 28, 1969...Those four shutouts, however, came in consecutive games.

TRIPLES: Jose Reyes collected his 80th career triple in the fourth inning on August 14th vs. Philadelphia...At the time, Reyes was one of six active players with 80 triples...The others were: Carl Crawford (99), Johnny Damon (97), Jimmy Rollins (97), Cristian Guzman (89) and Juan Pierre (81).

IKE IN EXTRAS: Ike Davis' sacrifice fly in the 14th inning on August 18th at Houston gave the Mets a 3-2 victory...The last Mets rookie with a game-winning RBI in the 14th inning or later was Keith Miller against the Phillies on June 14, 1988 (also in the 14th inning)...It was Davis' third game-winning RBI in extra innings in 2010, a record for a Mets rookie...Information courtesy of the Elias Sports Bureau.

NL ROAD SERIES WIN: The Mets took two of three from the Pirates, August 19th-August 22nd, at Pittsburgh to win their first road series of the year vs. a National League club and their third road series win overall.

JOHAN SANTANA: Became the first Mets pitcher since David Cone (August 18-August 28, 1990) to throw three straight complete games in a single season (August 12th-August 22nd)...The Mets lefty also became the first Mets pitcher since Jerry Koosman in 1977 to throw back-to-back complete games and lose both contests (August 22nd at Pittsburgh and August 28th vs. Houston).

20 HOME RUNS: David Wright cracked his 20th home run on August 25th vs. Florida...It was his fifth season of 20 or more home runs with the Mets, tied for the third-most in franchise history with Howard Johnson...Mike Piazza had six campaigns of 20 or more home runs with the Mets and Darryl Strawberry accomplished that feat eight times.

.500: The Mets record was not one game above or below .500 from August 1st-August 29th, a stretch of 26 consecutive games, the third-longest such stretch in major league history...The Cubs had a 29-game streak in 1959 and the 1939 Brooklyn Dodgers hold the record with a 39-game stretch...New York went the entire month of August without winning or losing three straight games...It was the fifth calendar month in team history and the first time since April, 1982 that occurred.

SEPTEMBER

THREE-HITS THE CHARM: David Wright collected his 100th career game with three or more hits on September 3rd at Chicago (NL)...He became the first player in team history to reach triple-figures in games with three or more hits.

JENRRY MEJIA: Became the youngest Mets pitcher to start a game since Dwight Gooden in 1985 when he started on September 4th at Chicago (NL)...Mejia was the fifth 20-year-old to make a start with the Mets.

18 RUNS: The Mets scored a season-high 18 runs on September 5th at Chicago (NL)...It was their highest output since plating 18 runs on August 24, 2005 at Arizona...New York's previous season-high was a 14-run outburst on June 22nd vs. Detroit...According to Elias it was the second time in team history that the Mets scored at least 18 runs with every run coming via an RBI...The other occasion was June 12, 1990 against the Cubs at Wrigley Field...It was the seventh time the Mets scored 18 or more runs in team history.

STEALING HOME: Luis Castillo stole home as part of a double steal in the fourth inning on September 4th at Chicago (NL)...The last Met to steal home was Moises Alou on May 6, 2008 vs. Arizona.

21 HITS: New York collected 21 hits on September 5th at Chicago (NL), the most by the club since they had 21 hits on August 30, 1999 at Arizona...It was the 13th game in team history the Mets had 21 or more hits in a single game...The Mets had a previous season-high 18 hits on June 13th at Baltimore.

FIVE-RUN INNINGS: The Mets scored five times in the fifth, eighth and ninth innings on September 5th at Chicago (NL)...It was the first time in franchise history that they scored five or more runs in three separate innings in one game...It was also the first time New York had consecutive five-run innings since April 23, 2000 vs. the Cubs.

RUBEN TEJADA: Hit his first major league home run with his solo shot off Chicago's Marcos Mateo in the seventh inning on September 5th and finished with a career-high five RBI...Tejada entered the game with eight RBI...Tejada became the sixth Mets shortstop in team history to collect five or more RBI in a single game, joining Kazuo Matsui (2004), Jose Reyes (2003), Dick Schofield (1992), Howard Johnson (1990) and Jerry Buchek (1967)...Research courtesy of the Elias Sports Bureau.

RECORD DAY RISP: The Mets had a franchise record 13 hits with runners in scoring position on September 5th at Chicago (NL)...The old mark was 12 hits with RISP set on May 26, 1964 at Chicago (NL)...Courtesy of ESPN Research.

FRANCHISE FIRST: On September 7, the two starting pitchers, righthanders Dillon Gee (Mets) and Yunesky Maya (Nationals) made their major league debuts...This was the first time in Mets history that the two starting pitchers facing each other both made their major league debut.

GEE MONEY: Dillon Gee became the third Mets pitcher to take a no-hitter into the sixth inning in his major league debut (September 7th at Washington) and interestingly enough, all three have come against Montreal/Washington...Gee surrendered a home run to Willie Harris, the first batter he faced in the sixth inning, the first hit he allowed...Randy Sterling threw 5.1 no-hit innings on September 16, 1974 at Montreal and Brian Bannister tossed 5.1 no-hit frames on April 5, 2006 vs. Washington...Over the last five seasons only two other pitchers have taken a no-hit bid into the sixth inning of their major league debut: Johnny Cueto worked 5.0 hitless innings for the Reds vs. Arizona on April 3, 2008 and Bannister's performance in 2006...Gee also became the second Mets pitcher in franchise history to pitch 7.0 or more innings and allow two or fewer hits in his major league debut...Jason Irsinghausen surrendered two hits and two runs over 7.0 innings vs. the Cubs on July 17, 1995.

FINAL STATS

DILLON DELIVERS: Dillon Gee collected an RBI single in his first major league at-bat in the second inning on September 7th at Washington...According to Elias, Gee became the first Mets pitcher to record an RBI in his major league debut and the seventh pitcher in team history to collect a hit in his major league debut, joining Tom Seaver, Nino Espinosa, Walt Terrell, Ron Darling, David West and Jason Roach.

CAREER-BEST: Mike Pelfrey won his 14th game on September 11th vs. Philadelphia to establish a career-high...He won 13 games in 2008.

R.A. DICKEY: Hurlled a complete game on September 14th in a 9-1 win over the Pirates at Citi Field...It was his second complete game of the season and the third of his career...Also in that contest, he recorded his 95th strikeout to set a career-high...Dickey's previous best was 94 strikeouts in 2003 with Texas.

HOME COMEBACKS: The Mets overcame a 5-0 deficit and defeated the Pirates 8-7 on September 15th at Citi Field...It was the third time this season that the Mets won a home game after trailing by at least five runs...That tied the team record for most such home victories in a season...The 1978 Mets also accomplished the feat...Research courtesy of the Elias Sports Bureau.

DATE	OPPONENT	TRAILED	FINAL
9/14	vs. Pittsburgh	5-0 in top of the 4th	won, 8-7
6/6	vs. Florida	5-0 in top of the 6th	won, 7-6
5/11	vs. Washington	6-1 in top of the 6th	won, 8-6

HITS IN AN INNING: Carlos Beltran had two hits in the fourth inning on September 15th vs. the Pirates to tie the franchise record, done many times, last by Ike Davis earlier this year on June 22nd vs. Detroit.

MIKE PELFREY: Became the 10th righthanded pitcher in franchise history to win 15 games in a season when he topped the Pirates on September 16th at Citi Field...According to Elias, he was the third Mets pitcher over the last 20 seasons to win at least 10 home games in one campaign...Rick Reed in 1998 (10-4) and Mike Hampton in 2000 (11-4) were the others.

DUDA GOES DEEP: Lucas Duda connected on his first major league home run on September 17th vs. Atlanta...He became the sixth Mets player to hit their first career home run during the 2010 campaign, joining Chris Carter, Ike Davis, Ruben Tejada, Josh Thole and Johan Santana...The six players tied a franchise record set in 2004 when Kazuo Matsui, Eric Valent, David Wright, Jeff Keppinger, Victor Diaz and Craig Brazell each hit their first major league home run.

STOLEN BASES: Jose Reyes stole his 30th base on September 17th vs. Atlanta...Reyes joined Angel Pagan as only the fourth set of Mets teammates to each steal at least 30 bases in a season...The other combinations were: David Wright and Jose Reyes in 2007, Roger Cedeno and Rickey Henderson in 1999 and Lee Mazzilli and Frank Taveras in 1979.

SLAMS ALLOWED: The Mets allowed their 12th grand slam on September 19th when Atlanta's Derrek Lee took Manny Acosta deep...The 12 grand slams were the most in team history and the most surrendered by a major league team since the 2006 Orioles, who also allowed 12 grand slams.

ROAD HITTING STREAK RECORD: Jose Reyes hit in a franchise-best 24 straight road games from June 28th-September 23rd...Reyes batted .340 (36-106) during the streak...Keith Hernandez held the old record, a 22-game road hitting streak from April 16-June 3, 1987...Reyes' road streak was the longest in the majors this season, one more than Tampa Bay's Ben Zobrist, who hit safely in 23 consecutive road games, May 10th-July 1st.

DILLON GEE: Became the fourth player in team history to begin his major league career with four consecutive games in which he pitched at least 6.0 innings and allowed no more than three runs in any of those appearances...Ron Darling accomplished the feat in his first seven games (five in 1983, two in 1984), and Gary Gentry (1969) and Jason Jacone (1994) debuted with four-game streaks...Research courtesy of the Elias Sports Bureau.

GRAND GAME: David Wright played in his 1,000th game in the second game of a double header on September 29th vs. Milwaukee...He became the ninth player in team history to appear in 1,000 games with the team.

PEDRO FELICIANO: Broke his own franchise record with his 89th appearance on September 28th vs. Milwaukee

TRAILING AFTER 8: The Mets won their first game of the year when trailing after eight innings when they topped Milwaukee 4-3 on September 28th...Ruben Tejada's two-run double in the ninth gave New York its seventh walkoff win of the year.

TERRIFIC ON TUESDAY'S: New York beat Milwaukee, 4-3 on Tuesday, September 28th...The Mets finished 13-0 on Tuesdays at home this year.

PITCHERS: The Mets tied a franchise record for pitchers used in a nine-inning game on September 29th vs. Milwaukee when Hisanori Takahashi entered the game...He was the eighth pitcher used...It was the ninth time in team history that the Mets have used eight pitchers in a nine-inning contest.

MANAGER & COACHES

PLAYER BIOS

2010 FINAL STATS

METS VS. OPPONENTS

2010 RECAPS

MINOR LEAGUES

OCTOBER

WALKOFF WIN: The Mets posted their eighth walkoff win of the year on October 1st vs. Washington...New York had four walkoff wins in 2009 and eight walkoff victories in 2008...Josh Thole hit his first career walkoff home run off Washington's Tyler Clippard...It was New York's fourth walkoff home run of the year and the third from a catcher...Rod Barajas and Henry Blanco hit back-to-back walkoff home runs, May 7th-May 8th vs. San Francisco...According to the Elias Sports Bureau, the Mets became the first team in major league history to have three different catchers hit a walk-off home run in the same season...The other walkoff home run came from Ike Davis, June 8th vs. San Diego...The four walkoff home runs were the most since 1996 when the Mets also had four (Chris Jones hit two, while Rico Brogna and Todd Hundley each hit one walkoff home run).

ROOKIE HOME RUNS: The Mets beat the Nationals 2-1 on October 1st on solo home runs by Ike Davis and Josh Thole...It was the fourth time in major league history that a team won a game in which it scored two or more runs and all the runs came on solo home runs by rookies...The other instances were the 1960 Orioles (Jim Gentile and Ron Hansen), 1982 Twins (Ken Hrbek and Jesus Vega) and the 2008 Cubs (Kosuke Fukudome and Geovany Soto).

ROOKIE WINS: Hisanori Takahashi earned his 10th win of the year on October 1st vs. the Nationals with 2.0 scoreless innings...He became the first Mets rookie to win double-digit games since Rick Aguilera won 10 games in 1985.

WINS & SAVES: Hisanori Takahashi became the first Mets pitcher since Roger McDowell in 1986 to post double-digit wins and record eight or more saves in the same season...Takahashi was eight-for-eight in save opportunities...McDowell went 14-9 with 22 saves for the World Championship team...Takahashi became the first major league pitcher to record double-digit wins and eight saves in the same season since Francisco Cordero in 2006 with the Brewers and Rangers and the first major league rookie to accomplish that feat since Scott Williamson with the Reds in 1999.

PAT MISCH: Became the first Mets pitcher to pitch 8.0 or more innings, notch 10 or more strikeouts and allow three or fewer hits since Tom Glavine on September 29, 2005 vs. Colorado...Glavine hurled a complete game two-hitter with 11 strikeouts in that game...Misch worked 8.0 innings, struck out a career-high 10 batters and permitted three hits on October 1st vs. Washington... Information courtesy of the Elias Sports Bureau.

PINCH-HIT HOME RUNS: Chris Carter hit his first career pinch-hit home run in the eighth inning off Washington's Collin Balester on October 2nd...It was New York's third pinch-hit home run of the year and first since Mike Hessman went deep on August 6th at Philadelphia.

CHRIS CARTER: Collected his 19th pinch-hit of the year on October 2nd to tie the Mets rookie record for pinch-hits in a single season set by Matt Franco in 1997...Carter finished second in the majors with 19 pinch-hits, one behind Milwaukee's Joe Inglett...Below is the Mets all-time single season pinch-hit list.

PLAYER	YEAR	PINCH-HITS
1. Rusty Staub	1983	24
2. Lenny Harris	2001	21
3. Chris Carter	2010	19
4. Matt Franco	1997	19
5. Jeff McKnight	1993	19

RAUL VALDES: Started on October 2nd after pitching in both games of a doubleheader three days before...Valdes became the first major leaguer to pitch in both games of a doubleheader and then start a game no more than three days later since Ismael Valdes did that for the Dodgers in 1994.

PEDRO FELICIANO: Extended his franchise record with his 92nd appearance and final outing of the year on October 2nd vs. Washington...Feliciano finished tied for fourth place all-time on the games pitched list.

PLAYER	TEAM	YEAR	GAMES
1. Mike Marshall	Dodgers	1974	106
2t. Kent Tekulve	Pirates	1979	94
2t. Salomon Torres	Pirates	2006	94
4t. Pedro Feliciano	Mets	2010	92
4t. Mike Marshall	Dodgers	1973	92

MIKE PELFREY: Struck out four batters on October 3rd vs. Washington to finish the season with a career-best 113 strikeouts.

STREAK: The Mets did not allow more than one home run in any game over their final 21 games, the longest such stretch since a franchise-record 54 game streak from June 18-August 20, 1992.

LONGEST GAME: The Mets and Nationals played 14 innings on October 3rd...It was the longest game in Citi Field history, surpassing the 13-inning game on July 28th earlier this season between the Mets and Cardinals.

IKE DAVIS: Finished tied for second with Ron Swoboda (1965) on the Mets all-time rookie home run list with 19...Darryl Strawberry is first on that list with 26 in 1983...Davis was tied with Ty Wigginton (2003) for second place on the Mets all-time rookie RBI list with 71...Strawberry is first with 74 RBI...Davis ranks second in the majors among rookies with 72 walks...He was tied with Lee Mazzilli (1977) for the rookie club record in base-on-balls...The Mets first baseman was second on the Mets all-time rookies doubles list with 33...Wigginton is first (36).

CITI FIELD ATTENDANCE: The Mets drew 2,559,738 fans to Citi Field in 2010.

2010 Mets Home Attendance

DATE #	GAME #	DATE	DAY	VS.	GAME	SERIES	SEASON
1	1	4/5	Monday	Florida	41,245*		41,245
2	2	4/7	Wednesday	Florida	38,863		80,108
3	3	4/8	Thursday	Florida	25,982	106,090	106,090
4	4	4/9	Friday	Washington	28,055		134,145
5	5	4/10	Saturday	Washington	33,044		167,189
6	6	4/11	Sunday	Washington	33,672	94,771	200,861
7	7	4/19	Monday	Chicago	27,940		228,801
8	8	4/20	Tuesday	Chicago	27,502		256,303
9	9	4/21	Wednesday	Chicago	25,684		281,987
10	10	4/22	Thursday	Chicago	28,535	109,661	310,522
11	11	4/23	Friday	Atlanta	32,265		342,787
12	12	4/24	Saturday	Atlanta	36,547		379,334
13	13	4/25	Sunday	Atlanta	27,623	96,435	406,957
14	14 & 15	4/27	Tuesday	Los Angeles (NL)	32,012		438,969
15		4/28	Wednesday	Los Angeles (NL)	29,724	61,736	468,693
16	16	5/7	Friday	San Francisco	34,681		503,374
17	17	5/8	Saturday	San Francisco	36,764		540,138
18	18	5/9	Sunday	San Francisco	35,641	107,086	575,779
19	19	5/10	Monday	Washington	29,313		605,092
20	20	5/11	Tuesday	Washington	31,606		636,698
21	21	5/12	Wednesday	Washington	33,024	93,943	669,722
22	22	5/21	Friday	Yankees	41,382*		711,104
23	23	5/22	Saturday	Yankees	41,343*		752,447
24	24	5/23	Sunday	Yankees	41,422*	124,147	793,869
25	25	5/25	Tuesday	Philadelphia	33,026		826,895
26	26	5/26	Wednesday	Philadelphia	33,223		860,118
27	27	5/27	Thursday	Philadelphia	35,903	102,152	896,021
28	28	6/4	Friday	Florida	30,042		926,063
29	29	6/5	Saturday	Florida	37,165		963,228
30	30	6/6	Sunday	Florida	36,612	103,819	999,840
31	31	6/8	Tuesday	San Diego	30,086		1,029,926
32	32	6/10	Thursday	San Diego	14,733		1,044,659
33	33	6/10	Thursday	San Diego	32,365	77,184	1,077,024
34	34	6/22	Tuesday	Detroit	32,363		1,109,387
35	35	6/23	Wednesday	Detroit	35,045		1,144,432
36	36	6/24	Thursday	Detroit	31,319	98,727	1,175,751
37	37	6/25	Friday	Minnesota	36,244		1,211,995
38	38	6/26	Saturday	Minnesota	37,510		1,249,505
39	39	6/27	Sunday	Minnesota	37,644	111,398	1,287,149
40	40	7/5	Monday	Cincinnati	36,764		1,323,913
41	41	7/6	Tuesday	Cincinnati	27,473		1,351,386
42	42	7/7	Wednesday	Cincinnati	30,029	94,266	1,381,415
43	43	7/9	Friday	Atlanta	36,356		1,417,771
44	44	7/10	Saturday	Atlanta	37,793		1,455,564
45	45	7/11	Sunday	Atlanta	36,402	110,551	1,491,966
46	46	7/27	Tuesday	St. Louis	37,479		1,529,445
47	47	7/28	Wednesday	St. Louis	35,009		1,564,454
48	48	7/29	Thursday	St. Louis	40,087	112,575	1,604,541
49	49	7/30	Friday	Arizona	34,280		1,638,821
50	50	7/31	Saturday	Arizona	35,287		1,674,108
51	51	8/1	Sunday	Arizona	35,014	104,581	1,709,122
52	52	8/10	Tuesday	Colorado	30,036		1,739,158
53	53	8/11	Wednesday	Colorado	30,554		1,769,712
54	54	8/12	Thursday	Colorado	32,272	92,862	1,801,984
55	55	8/13	Friday	Philadelphia	35,440		1,837,424
56	56	8/14	Saturday	Philadelphia	39,151		1,876,575
57	57	8/15	Sunday	Philadelphia	31,345	105,936	1,907,920
58	58	8/24	Tuesday	Florida	27,136		1,935,056
59	59	8/25	Wednesday	Florida	27,096		1,962,152
60	60	8/26	Thursday	Florida	28,640	82,872	1,990,792
61	61	8/27	Friday	Houston	30,178		2,020,970
62	62	8/28	Saturday	Houston	33,024		2,053,994
63	63	8/29	Sunday	Houston	32,779	95,981	2,086,773
64	64	9/10	Friday	Philadelphia	33,071		2,119,844
65	65	9/11	Saturday	Philadelphia	35,788		2,155,632
66	66	9/12	Sunday	Philadelphia	31,563	100,422	2,187,195
67	67	9/13	Monday	Pittsburgh	24,384		2,211,579
68	68	9/14	Tuesday	Pittsburgh	27,438		2,239,017
69	69	9/15	Wednesday	Pittsburgh	29,000		2,268,017
70	70	9/16	Thursday	Pittsburgh	28,790	109,612	2,296,807
71	71	9/17	Friday	Atlanta	28,002		2,324,809
72	72	9/18	Saturday	Atlanta	33,051		2,357,860
73	73	9/19	Sunday	Atlanta	33,612	94,665	2,391,472
74	74	9/28	Tuesday	Milwaukee	24,666		2,416,138
75	75	9/29	Wednesday	Milwaukee	28,280		2,444,418
76	76 & 77	9/30	Thursday	Milwaukee	24,661	77,607	2,469,079
77	77	10/1	Friday	Washington	29,424		2,498,503
78	78	10/2	Saturday	Washington	30,386		2,528,889
79	79	10/3	Sunday	Washington	30,849	90,659	2,559,738

* indicates sell out

MANAGER & COACHES
 PLAYER BIOS
 2010 FINAL STATS
 METS VS. OPPONENTS
 2010 RECAPS
 MINOR LEAGUES



2010 Mets Day By Day



MANAGER & COACHES

PLAYER BIOS

2010 FINAL STATS

METS VS. OPPONENTS

2010 RECAPS

MINOR LEAGUES

#	DATE	DN	OPPONENT	W/L	SCORE	WP	LP	SAVE	REC.	POS.	GA/B	LEADER
1	4/5	D	Florida	W	7-1	Santana (1-0)	Johnson (0-1)		1-0	T1st	+1.0	Atlanta, Philadelphia, NY
2	4/7	N	Florida	L	6-7 (10)	Nunez (1-0)	Takahashi (0-1)	Wood (1)	1-1	T3rd	-1.0	Atlanta, Philadelphia
3	4/8	N	Florida	L	1-3	Robertson (1-0)	Niese (0-1)	Nunez (1)	1-2	T4th	-1.0	Atlanta, Philadelphia, Florida
4	4/9	N	Washington	W	8-2	Pelfrey (1-0)	Batista (0-1)		2-2	T2nd	-1.0	Philadelphia
5	4/10	D	Washington	L	3-4	Lannan (1-1)	Perez (0-1)	Capps (2)	2-3	T4th	-2.0	Philadelphia
6	4/11	D	Washington	L	5-2	Hernandez (1-0)	Santana (1-1)	Capps (3)	2-4	5th	-2.0	Philadelphia
7	4/13	N	@Colorado	L	3-11	Smith (1-0)	Maine (0-1)		2-5	5th		Philadelphia
8	4/14	N	@Colorado	L	5-6 (10)	Flores (1-0)	Mejia (0-1)		2-6	5th	-5.0	Philadelphia
9	4/15	D	@Colorado	W	5-0	Pelfrey (2-0)	De La Rosa (1-1)		3-6	5th	+4.0	Philadelphia
10	4/16	N	@St. Louis	L	3-4	Carpenter (2-0)	Nieve (0-1)	Franklin (4)	3-7	5th	-5.0	Philadelphia
11	4/17	D	@St. Louis	W	2-1 (20)	Rodriguez (1-0)	Mather (0-1)	Pelfrey (1)	4-7	5th	-4.0	Philadelphia
12	4/18	N	@St. Louis	L	3-5	WAINWRIGHT (3-0)	Stoner (0-1)		4-8	5th	-4.0	Philadelphia
13	4/19	N	Chicago (NL)	W	6-1	Nieve (1-1)	Russell (0-1)		5-8	5th	-3.5	Philadelphia
14	4/20	N	Chicago (NL)	W	4-0	Pelfrey (3-0)	Zambrano (1-2)		6-8	5th	-2.5	Philadelphia & Atlanta
15	4/21	N	Chicago (NL)	L	3-9	Silva (2-0)	Perez (0-2)		6-9	5th	-3.5	Philadelphia
16	4/22	N	Chicago (NL)	W	5-2	Santana (2-1)	Gorzelanny (0-2)	Rodriguez (1)	7-9	5th	-3.5	Philadelphia
17	4/23	N	Atlanta	W	5-2	Takahashi (1-1)	Kawakami (0-3)	Rodriguez (2)	8-9	5th	-2.5	Philadelphia
18	4/24	D	Atlanta	W	3-1	Acosta (1-0)	Jurrjens (0-2)	Rodriguez (3)	9-9	T3rd	-2.5	Philadelphia
19	4/25	N	Atlanta	W	1-0	Pelfrey (4-0)	Hanson (1-2)		10-9	T2nd	-1.5	Philadelphia
20	4/26	N	Los Angeles (NL)			Rained Out - Made up as part of a doubleheader on April 27th						
20	4/27	N	Los Angeles (NL)	W	4-0	Santana (3-1)	Kuroda (2-1)		11-9			
21	4/28	D	Los Angeles (NL)	W	10-5	Takahashi (2-1)	Haeger (0-3)		12-9	1st	+0.5	New York
22	4/28	D	Los Angeles (NL)	W	7-3	Maine (1-1)	Ely (0-1)		13-9	1st	+0.5	New York
23	4/30	N	@Philadelphia	W	9-1	Niese (1-1)	Kendrick (0-1)		14-9	1st	+1.0	New York
24	5/1	D	@Philadelphia	L	0-10	HALLADAY (5-1)	Pelfrey (4-1)		14-10	1st	+0.5	New York
25	5/2	N	@Philadelphia	L	5-11	Moyer (3-2)	Santana (3-2)		14-11	2nd	-0.5	Philadelphia
26	5/3	N	@Cincinnati	L	2-3 (11)	Masset (3-1)	Acosta (1-1)		14-12	2nd	-0.5	Philadelphia
27	5/4	N	@Cincinnati	W	5-4	Feliciano (1-0)	Cordero (1-2)	Rodriguez (4)	15-12	2nd	-0.5	Philadelphia
28	5/5	D	@Cincinnati	L	4-5 (10)	Owings (3-0)	Feliciano (1-1)		15-13	2nd	-1.5	Philadelphia
29	5/7	N	San Francisco	W	6-4	Rodriguez (2-0)	Romo (0-3)		16-13	2nd	-2.0	Philadelphia
30	5/8	D	San Francisco	W	5-4 (10)	Takahashi (3-1)	Mota (0-1)		17-13	2nd	-1.0	Philadelphia
31	5/9	D	San Francisco	L	5-6	Romo (1-3)	Mejia (0-2)	Wilson (7)	17-14	T2nd	-2.0	Philadelphia
32	5/10	N	Washington	L	2-3	Atilano (3-0)	Maine (1-2)	Batista (1)	17-15	3rd	-3.0	Philadelphia
33	5/11	N	Washington	W	8-6	Valdes (1-0)	Clippard (6-1)		18-15	T2nd	-2.5	Philadelphia
34	5/12	D	Washington	L	4-6	Clippard (7-1)	Rodriguez (2-1)	Capps (14)	18-16	3rd	-2.5	Philadelphia
35	5/13	N	@Florida	L	1-2	Nunez (2-0)	Nieve (1-2)		18-17	3rd	-3.0	Philadelphia
36	5/14	N	@Florida	L	2-7	Sanchez (2-2)	Perez (0-3)		18-18	T3rd	+4.0	Philadelphia
37	5/15	N	@Florida	L	5-7	Robertson (4-3)	Maine (1-3)	Nunez (8)	18-19	4th	-5.0	Philadelphia
38	5/16	D	@Florida	L	8-10	Nolasco (4-2)	Niese (1-2)	Nunez (9)	18-20	5th	-6.0	Philadelphia
39	5/17	N	@Atlanta	W	3-2	Pelfrey (5-1)	Lowe (5-4)	Rodriguez (6)	19-20	4th	-6.0	Philadelphia
40	5/18	N	@Atlanta	L	2-3	Wagner (3-0)	Feliciano (1-2)		19-21	5th	-6.0	Philadelphia
41	5/19	N	@Washington	L	3-5	Storen (1-0)	Valdes (1-1)	Capps (15)	19-22	5th	-6.0	Philadelphia
42	5/20	N	@Washington	W	10-7	Valdes (2-1)	Atilano (3-1)		20-22	5th	-6.0	Philadelphia
43	5/21	N	Yankees	L	1-2	Vazquez (3-4)	Dessens (0-1)	Rivera (8)	20-23	5th	-7.0	Philadelphia
44	5/22	N	Yankees	W	5-3	Pelfrey (6-1)	Hughes (5-1)	Rodriguez (7)	21-23	5th	-6.0	Philadelphia
45	5/23	N	Yankees	W	6-4	Santana (4-2)	Sabathia (4-3)	Rodriguez (8)	22-23	5th	-5.0	Philadelphia
46	5/25	N	Philadelphia	W	8-0	Dickey (1-0)	Moyer (5-4)	Valdes (1)	23-23	T4th	-4.0	Philadelphia
47	5/26	N	Philadelphia	W	5-0	Takahashi (4-1)	Blanton (1-3)		24-23	T3rd	-3.0	Philadelphia
48	5/27	N	Philadelphia	W	3-0	Pelfrey (7-1)	Hamels (5-3)	Rodriguez (9)	25-23	3rd	-2.0	Philadelphia
49	5/28	N	@Milwaukee	L	0-2	GALLARDO (5-2)	Igarashi (0-1)		25-24	T3rd	-3.0	Philadelphia
50	5/29	N	@Milwaukee	L	6-8	Coffey (2-1)	Nieve (1-3)	Axford (2)	25-25	T3rd	-4.0	Philadelphia
51	5/30	D	@Milwaukee	W	10-4	Dickey (2-0)	Suppan (0-2)		26-25	3rd	-3.0	Philadelphia
52	5/31	N	@San Diego	L	6-18	Correa (5-4)	Takahashi (4-2)		26-26	T3rd	-3.5	Atlanta
53	6/1	N	@San Diego	W	4-2	Pelfrey (8-1)	LeBlanc (2-4)	Rodriguez (10)	27-26	T3rd	-3.5	Atlanta
54	6/2	D	@San Diego	L	1-5 (11)	Webb (2-1)	Valdes (2-2)		27-27	T3rd	-4.5	Atlanta
55	6/4	N	Florida	W	4-3	Dickey (3-0)	Sanchez (5-3)	Rodriguez (11)	28-27	3rd	-4.0	Atlanta
56	6/5	D	Florida	W	6-1	Niese (2-2)	Robertson (4-5)		29-27	3rd	-4.0	Atlanta
57	6/6	D	Florida	W	7-6	Feliciano (2-2)	Hensley (1-2)	Rodriguez (12)	30-27	3rd	-3.0	Atlanta
58	6/8	N	San Diego	W	2-1 (11)	Dessens (1-1)	Mujica (2-1)		31-27	3rd	-2.5	Atlanta
59	6/9	N	San Diego			Rained Out - Made up as part of a day/night doubleheader on June 10						
59	6/10	D	San Diego	L	2-4	Latos (6-4)	Santana (4-3)	Bell (17)	31-28			
60	6/10	N	San Diego	W	3-0	NIESE (3-2)	Garland (6-4)		32-28	T2nd	-2.5	Atlanta

2010 METS DAY BY DAY (CONTINUED)

#	DATE	DN	OPPONENT	WL	SCORE	WP	LP	SAVE	REC.	POS.	GAB	LEADER
61	6/11	N	@Baltimore	W	5-1	Dickey (4-0)	Guthrie (3-7)		33-28	2nd	-1.5	Atlanta
62	6/12	N	@Baltimore	W	3-1	Takahashi (5-2)	Matusz (2-7)	Rodriguez (13)	34-28	2nd	-1.5	Atlanta
63	6/13	D	@Baltimore	W	11-4	Pelfrey (9-1)	Millwood (0-8)		35-28	2nd	-1.5	Atlanta
64	6/15	N	@Cleveland	W	7-6	Santana (5-3)	Masterson (2-6)	Rodriguez (14)	36-28	2nd	-0.5	Atlanta
65	6/16	N	@Cleveland	W	8-4	Niese (4-2)	Talbot (7-5)		37-28	2nd	-0.5	Atlanta
66	6/17	N	@Cleveland	W	6-4	Dickey (5-0)	Westbrook (4-4)	Rodriguez (15)	38-28	2nd	-0.5	Atlanta
67	6/18	N	@Yankees	W	4-0	Takahashi (6-2)	Vazquez (6-6)	Rodriguez (16)	39-28	2nd	-0.5	Atlanta
68	6/19	D	@Yankees	L	3-5	Hughes (10-1)	Pelfrey (9-2)	Rivera (16)	39-29	2nd	-1.5	Atlanta
69	6/20	D	@Yankees	L	0-4	Sabathia (8-3)	Santana (5-4)		39-30	2nd	-2.5	Atlanta
70	6/22	N	Detroit	W	14-6	Nieve (2-3)	Verlander (8-5)		40-30	2nd	-1.5	Atlanta
71	6/23	N	Detroit	W	5-0	Dickey (6-0)	Bonderman (3-5)		41-30	2nd	-0.5	Atlanta
72	6/24	N	Detroit	L	5-6	Galarraga (3-1)	Takahashi (6-3)	Valverde (17)	41-31	2nd	-0.5	Atlanta
73	6/25	N	Minnesota	W	5-2	Pelfrey (10-2)	Slowey (7-5)	Rodriguez (17)	42-31	2nd	-0.5	Atlanta
74	6/26	D	Minnesota	L	0-6	PAVANO (9-6)	Santana (5-5)		42-32	2nd	-1.5	Atlanta
75	6/27	D	Minnesota	W	6-0	Niese (5-2)	Baker (6-7)		43-32	2nd	-0.5	Atlanta
76	6/28	N	@Florida*	L	3-10	Nolasco (7-6)	Dickey (6-1)		43-33	2nd	-1.5	Atlanta
77	6/29	N	@Florida*	L	6-7	Nunez (3-1)	Feliciano (2-3)		43-34	2nd	-1.5	Atlanta
78	6/30	N	@Florida*	W	6-5	Dessens (2-1)	Sanabia (0-1)	Rodriguez (18)	44-34	2nd	-1.5	Atlanta
79	7/1	N	@Washington	L	1-2	Caps (1-3)	Feliciano (2-4)		44-35	2nd	-2.0	Atlanta
80	7/2	N	@Washington	W	5-3	Niese (6-2)	Atilano (6-5)	Rodriguez (19)	45-35	2nd	-2.0	Atlanta
81	7/3	D	@Washington	L	5-6	Capps (2-3)	Rodriguez (2-2)		45-36	2nd	-3.0	Atlanta
82	7/4	D	@Washington	W	9-5	Takahashi (7-3)	Stammen (2-3)	Rodriguez (20)	46-36	2nd	-2.0	Atlanta
83	7/5	N	Cincinnati	L	6-8	Smith (2-1)	Pelfrey (10-3)	Cordero (23)	46-37	2nd	-2.0	Atlanta
84	7/6	N	Cincinnati	W	3-0	SANTANA (6-5)	Maloney (0-1)		47-37	2nd	-2.0	Atlanta
85	7/7	N	Cincinnati	L	1-3	Arroyo (9-4)	Niese (6-3)	Cordero (24)	47-38	2nd	-3.0	Atlanta
86	7/9	N	Atlanta	L	2-4	O'Flaherty (3-1)	Dickey (6-2)	Wagner (20)	47-39	2nd	-4.0	Atlanta
87	7/10	D	Atlanta	L	0-4	Hudson (9-4)	Pelfrey (10-4)		47-40	2nd	-5.0	Atlanta
88	7/11	D	Atlanta	W	3-0	Santana (7-5)	Lowe (9-8)	Rodriguez (21)	48-40	2nd	-4.0	Atlanta
89	7/15	N	@San Francisco	L	0-2	LINCECUM (10-4)	Dickey (6-3)		48-41	2nd	-5.0	Atlanta
90	7/16	N	@San Francisco	L	0-1	Zito (8-4)	Niese (6-4)	Wilson (24)	48-42	2nd	-5.0	Atlanta
91	7/17	N	@San Francisco	L	4-8	Cain (7-8)	Takahashi (7-4)	Wilson (25)	48-43	3rd	-4.5	Atlanta
92	7/18	D	@San Francisco	W	4-3 (10)	Rodriguez (3-2)	Wilson (2-1)		49-43	2nd	-5.0	Atlanta
93	7/19	N	@Arizona	L	2-13	Kennedy (5-7)	Pelfrey (10-5)		49-44	2nd	-5.5	Atlanta
94	7/20	N	@Arizona	L	2-3	Enright (2-2)	Dickey (6-4)	Gutierrez (3)	49-45	2nd	-6.5	Atlanta
95	7/21	N	@Arizona	L	3-4 (14)	Boyer (2-2)	Nieve (2-4)		49-46	2nd	-6.5	Atlanta
96	7/22	N	@Los Angeles(NL)	L	0-2	Kuroda (8-8)	Takahashi (7-5)	Kuo (3)	49-47	3rd	-7.5	Atlanta
97	7/23	N	@Los Angeles(NL)W	6-1	Santana (8-5)	Padilla (4-3)		50-47	3rd	-6.5	Atlanta	
98	7/24	D	@Los Angeles(NL)	L	2-3 (13)	Sherrill (1-1)	Perez (0-4)		50-48	3rd	-7.5	Atlanta
99	7/25	D	@Los Angeles(NL)	L	0-1	Kershaw (10-5)	Feliciano (2-5)	Jansen (1)	50-49	3rd	-7.5	Atlanta
100	7/27	N	St. Louis	W	2-8	Niese (7-4)	Wainwright (14-6)		51-49	T3rd	-7.5	Atlanta
101	7/28	N	St. Louis	L	7-8 (13)	MacDougal (1-0)	Feliciano (2-6)	Franklin (19)	51-50	3rd	-7.5	Atlanta
102	7/29	D	St. Louis	W	4-0	Dickey (7-4)	Hawthornthwaite (4-7)	Rodriguez (22)	52-50	3rd	-6.5	Atlanta
103	7/30	N	Arizona	L	6-9	Kennedy (6-8)	Valdes (2-3)	Heilman (4)	52-51	T3rd	-7.5	Atlanta
104	7/31	N	Arizona	W	5-4	Rodriguez (4-2)	Gutierrez (0-6)		53-51	T3rd	-6.5	Atlanta
105	8/1	D	Arizona	L	1-14	D. Hudson (2-1)	Niese (7-5)		53-52	T3rd	-6.5	Atlanta
106	8/2	N	@Atlanta	L	1-4	T. Hudson (12-5)	Santana (8-6)	Wagner (25)	53-53	4th	-7.5	Atlanta
107	8/3	N	@Atlanta	W	3-2	Acosta (2-1)	Wagner (5-2)	Rodriguez (23)	54-53	3rd	-6.5	Atlanta
108	8/4	N	@Atlanta	L	3-8	Dunn (1-0)	Pelfrey (10-6)		54-54	3rd	-7.5	Atlanta
109	8/6	N	@Philadelphia	L	5-7	Pamell (0-1)	Durbin (3-1)	Lidge (13)	54-55	3rd	-8.0	Atlanta
110	8/7	N	@Philadelphia	W	1-0	Santana (9-6)	Hamels (7-8)	Rodriguez (24)	55-55	3rd	-8.0	Atlanta
111	8/8	D	@Philadelphia	L	5-6	Halladay (14-8)	Dickey (7-5)	Lidge (14)	55-56	3rd	-9.0	Atlanta
112	8/10	N	Colorado	W	1-0	Pelfrey (11-6)	Jimenez (17-3)	Rodriguez (25)	56-56	3rd	-8.5	Atlanta
113	8/11	N	Colorado	L	2-6	Belisle (5-4)	Takahashi (7-6)		56-57	4th	-9.5	Atlanta
114	8/12	D	Colorado	W	4-0	SANTANA (10-6)	Hammel (8-7)		57-57	4th	-9.0	Atlanta
115	8/13	N	Philadelphia	W	1-0	DICKEY (8-5)	Hamels (7-9)		58-57	3rd	-9.0	Atlanta
116	8/14	N	Philadelphia	L	0-4	Halladay (15-8)	Misch (0-1)		58-58	3rd	-9.0	Atlanta
117	8/15	D	Philadelphia	L	1-3	Kendrick (8-5)	Pelfrey (11-7)	Lidge (16)	58-59	3rd	-10.0	Atlanta
118	8/16	N	@Houston	W	3-1	Feliciano (3-6)	Lindstrom (2-4)	Takahashi (11)	59-59	3rd	-10.0	Atlanta
119	8/17	N	@Houston	L	3-4	Melancon (1-0)	SANTANA (10-7)	W. Lopez (1)	59-60	3rd	-11.0	Atlanta
120	8/18	N	@Houston	W	3-2 (14)	Dessens (3-1)	Chacin (1-2)	Acosta (1)	60-60	3rd	-11.0	Atlanta
121	8/19	N	@Houston	L	2-3	Norris (6-7)	Misch (0-2)	Lyon (5)	60-61	4th	-11.0	Atlanta
122	8/20	N	@Pittsburgh	W	7-2	Pelfrey (12-7)	Karsens (2-10)		61-61	4th	-11.0	Atlanta
123	8/21	N	@Pittsburgh	W	5-1 (6)	NIESE (8-5)	McDonald (2-3)		62-61	4th	-10.0	Atlanta
124	8/22	D	@Pittsburgh	L	1-2	Duke (6-12)	SANTANA (10-8)	Hannahan (2)	62-62	4th	-11.0	Atlanta

MANAGER & COACHES
 PLAYER BIDS
 2010 FINAL STATS
 METS VS. OPPONENTS
 2010 RECAPS
 MINOR LEAGUES

2010 METS DAY BY DAY (CONTINUED)

#	DATE	DN	OPPONENT	W/L	SCORE	WP	LP	SAVE	REC.	POS.	GA/B	LEADER
125	8/24	N	Florida	W	6-5	Takahashi (8-6)	Ohman (0-2)		63-62	3rd	-9.5	Atlanta
126	8/25	N	Florida	L	4-5	Sanabia (3-1)	Misch (0-3)	Nunez (29)	63-63	4th	-9.5	Atlanta
127	8/26	N	Florida	L	4-11	Sanchez (11-8)	Niese (8-6)		63-64	4th	-10.0	Atlanta
128	8/27	N	Houston	W	2-1	Pelfrey (13-7)	Figueroa (3-2)	Takahashi (2)	64-64	4th	-9.0	Atlanta
129	8/28	N	Houston	L	1-4	Myers (10-7)	Santana (10-9)	Lyon(9)	64-65	4th	-10.0	Atlanta
130	8/29	D	Houston	W	5-1	Dickey (9-5)	Norris (6-8)		65-65	4th	-10.0	Atlanta
131	8/30	N	@Atlanta	L	3-9	Jurjens (6-4)	Misch (0-4)		65-66	4th	-11.0	Atlanta
131	8/31	N	@Atlanta	L	2-9	Minor (3-0)	Niese (8-7)		65-67	4th	-12.0	Atlanta
132	9/1	N	@Atlanta	L	1-4	Hanson (9-10)	Pelfrey (13-8)	Wagner (31)	65-68	4th	-13.0	Atlanta
133	9/2	N	@Atlanta	W	4-2	Santana (11-9)	Hudson (15-6)	Takahashi (3)	66-68	4th	-12.0	Atlanta
134	9/3	D	@Chicago(NL)	L	6-7	Russell (1-1)	Dickey (9-6)	Mammol (26)	66-69	4th	-12.0	Atlanta
135	9/4	D	@Chicago(NL)	L	3-5	Zambrano (7-6)	Mejia (0-3)	Mammol (27)	66-70	4th	-13.0	Atlanta
136	9/5	D	@Chicago(NL)	W	18-5	Niese (9-7)	Dempster (12-10)		67-70	4th	-12.0	Atlanta
137	9/6	D	@Washington	L	3-13	Olsen (4-8)	Pelfrey (13-9)		67-71	4th	-12.0	Atlanta
138	9/7	N	@Washington	W	4-1	Gee (1-0)	Maya (0-1)	Takahashi (4)	68-71	4th	-11.5	Philadelphia
139	9/8	D	@Washington	W	3-2	Dickey (10-6)	Hernandez (9-11)	Takahashi (5)	69-71	4th	-11.5	Philadelphia
140	9/10	N	Philadelphia	L	4-8	Halladay (18-10)	Mejia (0-4)		69-72	4th	-12.5	Philadelphia
141	9/11	D	Philadelphia	W	4-3	Pelfrey (14-9)	Kendrick (9-9)	Takahashi (6)	70-72	4th	-11.5	Atlanta / Philadelphia
142	9/12	D	Philadelphia	L	0-3	Oswalt (12-13)	Niese (9-8)		70-73	4th	-12.5	Philadelphia
143	9/13	N	Pittsburgh	W	1-0 (10)	Takahashi (9-6)	Park (3-3)		71-73	4th	-12.5	Philadelphia
144	9/14	N	Pittsburgh	W	9-1	DICKEY (11-6)	Duke (7-14)		72-73	4th	-12.5	Philadelphia
145	9/15	N	Pittsburgh	W	8-7	Valdes (3-3)	Maholm (7-15)	Takahashi (7)	73-73	4th	-12.5	Philadelphia
146	9/16	N	Pittsburgh	W	6-2	Pelfrey (15-9)	Ledezma (0-3)		74-73	T3rd	-12.0	Philadelphia
147	9/17	N	Atlanta	L	4-6	Hanson (10-11)	Niese (9-9)	Wagner (34)	74-74	T3rd	-13.0	Philadelphia
148	9/18	D	Atlanta	L	2-4	Hudson (16-8)	Gee (1-1)	Wagner (35)	74-75	T3rd	-14.0	Philadelphia
149	9/19	D	Atlanta	L	3-6	Lowe (14-12)	Dickey (11-7)	Kimbrel (1)	74-76	T3rd	-15.0	Philadelphia
150	9/21	N	@Florida	L	2-5	Veras (3-2)	Dessens (3-2)	Hensley (4)	74-77	4th	-16.5	Philadelphia
151	9/22	N	@Florida	L	5-7	Sanabia (5-3)	Niese (9-10)	Hensley (5)	74-78	4th	-17.5	Philadelphia
152	9/24	N	@Philadelphia	L	2-3	Blanton (8-6)	Dickey (11-8)	Lidge (27)	74-79	4th	-18.5	Philadelphia
153	9/25	N	@Philadelphia	W	5-2	Gee (2-1)	Kendrick (10-10)	Takahashi (8)	75-79	4th	-17.5	Philadelphia
154	9/26	D	@Philadelphia	W	7-3	Acosta (3-1)	Hamels (12-11)		76-79	4th	-16.5	Philadelphia
	9/27		Milwaukee			Rained Out - Made up as part of a doubleheader on September 29th						
155	9/28	N	Milwaukee	W	4-3	Dessens (4-2)	Axford (8-2)		77-79	3rd	-16.0	Philadelphia
156	9/29(1)	D	Milwaukee	L	7-8	Villanueva (2-0)	Acosta (3-2)	Axford (23)	77-80			
157	9/29(2)	N	Milwaukee	L	1-3	Bush (8-13)	Dickey (11-9)	Hoffman (10)	77-81	T3rd	-17.5	Philadelphia
159	9/30	N	Milwaukee	L	9-2	Narveson (12-9)	Gee (2-2)		77-82	4th	-18.0	Philadelphia
160	10/1	N	Washington	W	2-1 (10)	Takahashi (10-6)	Clippard (11-7)		78-82	T3rd	-18.0	Philadelphia
161	10/2	D	Washington	W	7-2	Igarashi (1-1)	Clippard (11-8)		79-82	T3rd	-18.0	Philadelphia
162	10/3	D	Washington	L	1-2 (14)	Peralta (1-0)	Perez (0-5)	Batista (2)	79-83	4th	-18.0	Philadelphia

Caps indicate complete game

2010 Record Breakdown

RECORD BY MONTH

Month	Home	Road	Total
April	11-5	3-4	14-9
May	8-4	4-13	12-17
June	9-3	9-5	18-8
July	5-6	4-11	9-17
August	6-7	6-9	12-16
September	6-8	6-7	12-15
October	2-1	0-0	2-1
Totals	47-34	32-49	79-83

RECORD BY DAY

Month	Home	Road	Total
Sunday	6-7	6-7	12-14
Monday	3-2	2-7	5-9
Tuesday	13-0	5-7	18-7
Wednesday	4-9	4-8	8-17
Thursday	4-5	4-5	8-10
Friday	9-5	6-7	15-12
Saturday	8-6	5-8	13-14
Totals	47-34	32-49	79-83

METS RECORD WHEN

Leading After 6	62-7	Shutouts	19-11	On Grass	78-81	First Game of Series	26-26
Tied After 6	10-17	One Run Games	25-30	On Turf	1-2	Rubber Game of Series	8-16
Trailing After 6	5-59	Two Run Games	11-22	Day Games	22-26	Last Game of Series	25-27
Leading After 7	64-5	Score 4 or More Runs	59-26	Night Games	57-57	Series Sweeps	7-4
Tied After 7	9-12	Score 3 or Less Runs	20-57	Scoring First	62-29	Errorless	53-45
Trailing After 7	2-66	Hit a Home Run	48-38	Opponent Scores First	17-54	Walkoff	8-12
Leading After 8	66-2	Hit 2+ Home Runs	16-15	vs. NL East	31-41	Last At-Bat	16-21
Tied After 8	10-11	No Home Run Allowed	53-23	vs. NL Central	21-19	Extra Innings	7-9
Get Out Hit	1-70	Starter Goes 6.0 +	64-43	vs. NL West	14-18	vs. LHP Starters	22-17
Out Hit Opponent	55-15	Starter Goes 7.0 +	41-24	Interleague	13-5	vs. RHP Starters	57-66
Get Out Hit	17-65	Starter Goes 8.0 +	14-3	Series at Home	15-11		
Equal in Hits	7-3	Home	47-34	Series on Road	5-17-4		
Steal a Base	52-37	Road	32-49	Overall Series	20-28-4		



2010 Mets Chronology



MANAGER & COACHES

PLAYER BIOS

2010 FINAL STATS

METS VS. OPPONENTS

2010 RECAPS

MINOR LEAGUES

JANUARY, 2010

- January 5
- Signed outfielder **JASON BAY** to a four-year contract with a vesting option for a fifth year.
 - Signed infielder **RUSS ADAMS** to a minor league contract and invited him to spring training.
 - Signed infielder **MIKE CERVENAK** to a minor league contract and invited him to spring training.
 - Signed righthanded pitcher **R.A. DICKEY** to a minor league contract and invited him to spring training.
 - Signed outfielder **JESUS FELICIANO** to a minor league contract and invited him to spring training.
 - Signed infielder **ANDY GREEN** to a minor league contract and invited him to spring training.
- January 8
- Claimed lefthanded pitcher **JAY MARSHALL** off waivers from the Oakland Athletics.
- January 11
- Signed righthanded pitcher **CARLOS MUNIZ** to a minor league contract and invited him to spring training.
- January 15
- Signed righthanded pitcher **JOHN MAINE** to a one-year contract.
- January 19
- Signed outfielder **JEFF FRANCOEUR** to a one-year contract.
 - Signed righthanded pitcher **SEAN GREEN** to a one-year contract.
 - Signed lefthanded pitcher **PEDRO FELICIANO** to a one-year contract.
- January 22
- Acquired outfielder **GARY MATTHEWS, JR.** and cash from the Los Angeles Angels in exchange for righthanded pitcher **BRIAN STOKES**.
- January 29
- Signed infielder **FERNANDO TATIS** to a one-year contract.
 - Signed righthanded pitcher **JOSH FOGG** to a minor league contract and invited him to spring training.
- January 30
- Signed infielder **FRANK CATALANOTTO** to a minor league contract and invited him to spring training.

FEBRUARY

- February 11
- Signed lefthanded pitcher **HISANORI TAKAHASHI** to a minor league contract and invited him to spring training.
- February 22
- Signed catcher **ROD BARAJAS** to a major league contract.
 - Received lefthanded pitcher **RAUL VALDES** on loan from the Tabasco Olmecas of the Mexican League.

MARCH

- March 23
- Optioned righthanded pitcher **TOBI STONER** to Buffalo (AAA) of the International League.
 - Optioned infielder **NICK EVANS** to Buffalo (AAA) of the International League.
 - Optioned outfielder **JASON PRIDIE** to Buffalo (AAA) of the International League.
 - Reassigned catcher **SHAWN RIGGANS**, outfielder **JOLBERT CABRERA** and

- March 29
- infielder **IKE DAVIS** to minor league camp.
 - Announced catcher **CHRIS COSTE** was claimed off waivers by the Washington Nationals.
- March 30
- Claimed righthanded pitcher **MANNY ACOSTA** off waivers from Atlanta.
- March 31
- Lefthanded pitcher **PAT MISCH** cleared waivers and was optioned to Buffalo (AAA) of the International League.
 - Optioned outfielder **FERNANDO MARTINEZ** to Buffalo (AAA) of the International League.
 - Placed outfielder **CARLOS BELTRAN** on the 15-Day Disabled List, recovering from right knee surgery (retroactive to March 26th).
 - Placed righthanded pitcher **KELVIM ESCOBAR** on the 15-Day Disabled List, recovering from right shoulder surgery (retroactive to March 26th).

APRIL

- April 4
- Optioned righthanded pitcher **BOBBY PARNELL** to Buffalo (AAA) of the International League.
 - Optioned infielder/outfielder **CHRIS CARTER** to Buffalo (AAA) of the International League.
- April 5
- Selected the contract of righthanded pitcher **JENRRY MEJIA** from Binghamton (AA) of the Eastern League.
 - Selected the contract of infielder **RUBEN TEJADA** from Binghamton (AA) of the Eastern League.
 - Selected the contract of lefthanded pitcher **HISANORI TAKAHASHI** from Buffalo (AAA) of the International League.
 - Selected the contract of infielder **FRANK CATALANOTTO** from Buffalo (AAA) of the International League.
 - Placed infielder **JOSE REYES** on the 15-Day Disabled List, retroactive to March 26, with a hyperactive thyroid.
 - Placed infielder **DANIEL MURPHY** on the 15-Day Disabled List, retroactive to March 31, with a Grade 1 strain of the medial collateral ligament in his right knee.
 - Optioned catcher **OMIR SANTOS** to Buffalo (AAA) of the International League.
 - Designated infielder **SHAWN BOWMAN** for assignment.
- April 7
- Announced righthanded pitcher **NELSON FIGUEROA** was claimed off waivers by the Philadelphia Phillies.
- April 10
- Optioned infielder **RUBEN TEJADA** to Buffalo (AAA) of the International League.
 - Reinstated infielder **JOSE REYES** from the 15-Day Disabled List.
- April 11
- Placed righthanded pitcher **SEAN GREEN** on the 15-Day Disabled List, with a right intercostal muscle strain.
 - Selected the contract of lefthanded pitcher **RAUL VALDES** from Buffalo (AAA) of the International League.
 - Designated righthanded pitcher **CLINT EVERTS** for assignment.

- April 14 • Announced infielder **SHAWN BOWMAN** was claimed off waivers by the Toronto Blue Jays.
- Righthanded pitcher **CLINT EVERTS** cleared waivers and was assigned to Buffalo (AAA) of the International League.
- April 18 • Designated infielder **MIKE JACOBS** for assignment.
- Recalled righthanded pitcher **TOBI STONER** from Buffalo (AAA) of the International League.
- April 19 • Optioned righthanded pitcher **TOBI STONER** to Buffalo (AAA) of the International League.
- Selected the contract of infielder **IKE DAVIS** from Buffalo (AAA) of the International League.
- April 21 • Placed righthanded pitcher **RYOTA IGARASHI** on the 15-Day Disabled List, with a moderate injury to his left hamstring.
- Recalled righthanded pitcher **MANNY ACOSTA** from Buffalo (AAA) of the International League.

MAY

- May 10 • Placed catcher **HENRY BLANCO** on the Bereavement List.
- Recalled catcher **JOSH THOLE** from Buffalo (AAA) of the International League.
- May 11 • Designated infielder/outfielder **FRANK CATALANOTTO** for assignment.
- Recalled outfielder **CHRIS CARTER** from Buffalo (AAA) of the International League.
- May 14 • Announced Infielder/Outfielder **FRANK CATALANOTTO** elected free agency.
- May 15 • Catcher **HENRY BLANCO** returned from the Bereavement List.
- Optioned catcher **JOSH THOLE** to Buffalo (AAA) of the International League.
- May 19 • Placed lefthanded pitcher **JONATHON NIESE** on the 15-Day Disabled List, with a mild strain of the right hamstring.
- Selected the contract of righthanded pitcher **R.A. DICKEY** from Buffalo (AAA) of the International League.
- May 21 • Placed righthanded pitcher **JOHN MAINE** on the 15-Day Disabled List with right shoulder weakness.
- Selected the contract of righthanded pitcher **ELMER DESSENS** from Buffalo (AAA) of the International League.
- Transferred righthanded pitcher **KELVIM ESCOBAR** from the 15-Day Disabled List to the 60-Day Disabled List.
- May 22 • Optioned righthanded pitcher **MANNY ACOSTA** to Buffalo (AAA) of the International League.
- May 23 • Reinstated righthanded pitcher **RYOTA IGARASHI** from the 15-Day Disabled List.
- May 24 • Infielder **DANIEL MURPHY** returned from his rehabilitation assignment at St. Lucie (A) of the Florida State League, reinstated from the 15-Day Disabled List and optioned to Buffalo (AAA) of the International League.
- May 25 • Transferred outfielder **CARLOS BELTRAN** from the 15-Day to the 60-Day Disabled List.
- Claimed infielder **JUSTIN TURNER** off waivers from the Baltimore Orioles and optioned him to Buffalo (AAA) of the International League.

JUNE

- June 4 • Placed infielder **LUIS CASTILLO** on the 15-Day Disabled List, with a bruised right heel.
- Recalled infielder **RUBEN TEJADA** from Buffalo (AAA) of the International League.
- Designated outfielder **GARY MATTHEWS, JR.** for assignment.
- Recalled catcher **OMIR SANTOS** from Binghamton (AA) of the Eastern League.
- June 5 • Placed lefthanded pitcher **OLIVER PEREZ** on the 15-Day Disabled List, with patella tendinitis of his right knee.
- Reinstated lefthanded pitcher **JONATHON NIESE** from the 15-Day Disabled List.
- June 6 • Optioned catcher **OMIR SANTOS** to Binghamton (AA) of the Eastern League.
- June 8 • Selected the contract of outfielder **JESUS FELICIANO** from Buffalo (AAA) of the International League.
- June 20 • Optioned righthanded pitcher **JENRRY MEIJA** to Binghamton (AA) of the Eastern League.
- June 22 • Recalled righthanded pitcher **BOBBY PARNELL** from Buffalo (AAA) of the International League.
- June 24 • Optioned lefthanded pitcher **RAUL VALDES** to Buffalo (AAA) of the International League.
- Recalled catcher **JOSH THOLE** from Buffalo (AAA) of the International League.

JULY

- July 5 • Placed infielder/outfielder **FERNANDO TATIS** on the 15-Day Disabled List with a right shoulder AC joint sprain.
- Recalled lefthanded pitcher **RAUL VALDES** from Buffalo (AAA) of the International League.
- July 9 • Optioned righthanded pitcher **RYOTA IGARASHI** to St. Lucie (A) of the Florida State League.
- Recalled infielder/outfielder **NICK EVANS** from Binghamton (AA) of the Eastern League.
- July 12 • Optioned outfielder **JESUS FELICIANO** to Buffalo (AAA) of the International League.
- July 15 • Trasferred infielder/outfielder **FERNANDO TATIS** from the 15-Day Disabled List to the 60-Day Disabled List.
- Reinstated outfielder **CARLOS BELTRAN** from the 15-Day Disabled List.
- July 16 • Optioned infielder/outfielder **NICK EVANS** to Binghamton (AA) of the Eastern League.
- Recalled infielder **JUSTIN TURNER** from Buffalo (AAA) of the International League.
- July 19 • Optioned infielder **RUBEN TEJADA** to Buffalo (AAA) of the International League.
- Reinstated infielder **LUIS CASTILLO** from the 15-Day Disabled List.
- July 21 • Optioned infielder **JUSTIN TURNER** to Buffalo (AAA) of the International League.
- Reinstated lefthanded pitcher **OLIVER PEREZ** from the 15-Day Disabled List.
- July 23 • Designated righthanded pitcher **FERNANDO NIEVE** for assignment.

2010 METS CHRONOLOGY (CONTINUED)

- July 26
 - Recalled righthanded pitcher **MANNY ACOSTA** from Buffalo (AAA) of the International League.
 - Placed catcher **ROD BARAJAS** on the 15-Day Disabled list with a mild strain of the left oblique.
 - Selected infielder **MIKE HESSMAN** from Buffalo (AAA) of the International League.
 - Outrighted righthanded pitcher **FERNANDO NIEVE** to Buffalo (AAA) of the International League.
- July 30
 - Placed outfielder **JASON BAY** on the 15-Day Disabled List, retroactive to July 26, with a mild concussion.
 - Recalled outfielder **JESUS FELICIANO** from Buffalo (AAA) of the International League.

AUGUST

- August 7
 - Recalled outfielder **FERNANDO MARTINEZ** from Buffalo (AAA) of the International League.
 - Recalled infielder **RUBEN TEJADA** from Buffalo (AAA) of the International League.
 - Optioned outfielder **JESUS FELICIANO** to Buffalo (AAA) of the International League.
 - Released infielder **ALEX CORA**.
- August 12
 - Optioned righthanded pitcher **SEAN GREEN** to Buffalo (AAA) of the International League.
 - Placed righthanded pitcher **FRANCISCO RODRIGUEZ** on the restricted list.
 - Recalled righthanded pitcher **RYOTA IGARASHI** from Buffalo (AAA) of the International League.
- August 14
 - Optioned righthanded pitcher **RYOTA IGARASHI** to Buffalo (AAA) of the International League.
 - Optioned lefthanded pitcher **RAUL VALDES** to Buffalo (AAA) of the International League.
 - Selected the contract of lefthanded pitcher **PAT MISCH** from Buffalo (AAA) of the International League.
 - Reinstated righthanded pitcher **FRANCISCO RODRIGUEZ** from the restricted list.
- August 17
 - Placed righthanded pitcher **FRANCISCO RODRIGUEZ** on the disqualified list.
 - Recalled righthanded pitcher **RYOTA IGARASHI** from Buffalo (AAA) of the International League.
- August 20
 - Activated catcher **ROD BARAJAS** from the 15-Day Disabled List.
 - Optioned outfielder **FERNANDO MARTINEZ** to Buffalo (AAA) of the International League.
- August 22
 - Announced that catcher **ROD BARAJAS** was assigned on a waiver claim to Los Angeles (NL).
 - Recalled outfielder **JESUS FELICIANO** from Buffalo (AAA) of the International League.
- August 27
 - Selected the contract of infielder **LUIS HERNANDEZ** from Buffalo (AAA) of the International League.
 - Optioned outfielder **JESUS FELICIANO** to Buffalo (AAA) of the International League.

- August 31
 - Traded outfielder **JEFF FRANCOEUR** to Texas in exchange for infielder **JOAQUIN ARIAS**.

SEPTEMBER

- September 1
 - Recalled righthanded pitcher **JENRRY MEJIA** from Buffalo (AAA) of the International League.
 - Selected the contract of outfielder **LUCAS DUDA** from Buffalo.
- September 2
 - Selected the contract of catcher **MIKE NICKEAS** from Buffalo (AAA) of the International League.
 - Transferred righthanded pitcher **JOHN MAINE** to the 60-Day Disabled List.
- September 5
 - Recalled outfielder **NICK EVANS** from Buffalo (AAA) of the International League.
- September 6
 - Recalled righthanded pitcher **SEAN GREEN** from Buffalo (AAA) of the International League.
 - Recalled lefthanded pitcher **RAUL VALDES** from Buffalo (AAA) of the International League.
 - Recalled outfielder **JESUS FELICIANO** from Buffalo (AAA) of the International League.
 - Selected the contract of righthanded pitcher **DILLON GEE** from Buffalo (AAA) of the International League.
 - Transferred outfielder **JASON BAY** to the 60-Day Disabled List.

TOTAL PLAYERS USED

PITCHERS (20) - Manny Acosta, Elmer Dessens, R.A. Dickey, Pedro Feliciano, Dillon Gee, Sean Green, Ryota Igarashi, John Maine, Pat Misch, Jenrry Mejia, Jonathon Niese, Fernando Nieve, Bobby Parnell, Mike Pelfrey, Oliver Perez, Francisco Rodriguez, Johan Santana, Tobi Stoner, Hisanori Takahashi, Raul Valdes

CATCHERS (4) - Rod Barajas, Henry Blanco, Mike Nickeas, Josh Thole

INFIELDERS(13) - Joaquin Arias, Luis Castillo, Alex Cora, Ike Davis, Nick Evans, Luis Hernandez, Mike Hessman, Mike Jacobs, Jose Reyes, Fernando Tatis, Ruben Tejada, Justin Turner, David Wright

OUTFIELDERS (10) - Jason Bay, Carlos Beltran, Chris Carter, Frank Catalanotto, Lucas Duda, Jesus Feliciano, Jeff Francoeur, Fernando Martinez, Gary Matthews, Jr., Angel Pagan

Total Players Used (47)

2010 Mets Final Stats

MANAGER & COACHES

PLAYER BIOS

2010 FINAL STATS

METS VS. OPPONENTS

2010 RECAPS

MINOR LEAGUES

PLAYER	AVG	G	AB	R	H	TB	2B	3B	HR	RBI	SH	SF	HP	BB	IBB	SO	SB	CS	DP	E	SLG	OBP	AB	H	HR	RBI
+Arias,J	.200	22	30	5	6	7	1	0	0	4	1	0	0	2	0	6	0	0	0	2	.233	.250	6	2	0	2
AL	.276	50	98	18	27	34	5	1	0	9	1	0	0	2	0	17	1	0	2	2	.347	.290	10	1	0	0
Bay,J	.259	95	348	48	90	140	20	6	6	47	0	4	5	44	3	91	10	0	7	1	.402	.347	2	1	0	0
Beltran,C	.255	64	220	21	56	94	11	3	7	27	0	4	1	30	5	39	3	1	4	0	.427	.341	4	1	0	0
RIGHT	.292	48	14	31	5	0	4	6	0	1	1	5	1	11	0	0	0	0	0	0	.646	.364	1	0	0	0
LEFT	.244	172	42	63	6	3	3	21	0	3	0	25	4	28	4	0	0	0	0	0	.366	.335	3	1	0	0
Bianco,C	.215	50	130	10	28	39	5	0	2	8	0	3	0	11	2	26	1	0	1	1	.300	.271	3	1	0	0
+Carter,C	.263	100	167	15	44	65	9	0	4	24	0	0	1	12	0	17	1	2	2	0	.389	.317	58	19	1	10
Castillo,L	.235	86	247	28	58	66	4	2	0	17	11	2	0	39	1	25	8	3	6	2	.267	.337	11	1	0	1
RIGHT	.239	71	17	21	2	1	0	5	4	1	0	8	0	6	2	0	0	0	0	0	.296	.313	2	0	0	0
LEFT	.233	176	41	45	2	1	0	12	7	1	0	31	1	19	4	0	0	0	0	0	1.000	.500	0	0	0	0
+Davis,I	.264	147	523	73	138	230	33	1	19	71	0	5	1	72	6	138	3	2	13	9	.440	.351	3	1	0	2
+Duda,L	.202	29	84	11	17	35	6	0	4	13	0	1	1	6	0	22	0	0	2	0	.417	.261	4	1	0	3
Evans,N	.306	20	36	5	11	17	3	0	1	5	0	0	0	1	0	10	0	0	1	0	.472	.324	14	5	0	2
+Feliciano,J	.231	54	108	12	25	31	4	1	0	3	3	1	1	6	0	12	1	0	3	0	.287	.276	21	3	0	1
Hernandez,L	.250	17	44	4	11	18	1	0	2	6	0	0	1	2	0	7	1	0	1	0	.498	.298	3	0	0	0
RIGHT	.500	6	3	6	0	0	1	2	0	0	0	0	0	0	0	0	0	0	0	0	1.000	.500	0	0	0	0
LEFT	.211	38	8	12	1	0	1	4	0	0	1	2	0	7	1	0	0	0	0	0	.316	.268	3	0	0	0
Hessman,M	.127	32	55	6	7	14	2	1	1	6	0	0	2	8	1	23	0	0	2	0	.255	.262	18	3	1	4
+Nickeas,M	.200	5	10	0	2	2	0	0	0	0	0	0	0	0	0	5	0	0	1	1	200	.200	1	0	0	0
Pagan,A	.290	151	579	80	168	246	31	7	11	69	6	3	1	44	5	97	37	9	9	5	.425	.340	6	1	0	1
RIGHT	.259	143	37	56	10	0	3	20	3	1	0	10	1	18	3	0	0	0	0	0	.392	.305	2	0	0	0
LEFT	.300	436	131	190	21	7	8	49	3	2	1	34	4	79	6	0	0	0	0	0	.436	.351	4	1	0	1
Reyes,J	.282	133	563	83	159	241	29	10	11	54	4	3	2	31	4	63	30	10	8	15	.428	.321	0	0	0	0
RIGHT	.296	152	45	57	6	0	2	13	2	0	2	8	0	13	5	0	0	0	0	0	.375	.340	0	0	0	0
LEFT	.277	411	114	184	23	10	9	41	2	3	0	23	4	50	3	0	0	0	0	0	.448	.314	0	0	0	0
Tatis,F	.185	41	65	6	12	22	4	0	2	6	1	0	0	6	0	19	0	0	1	0	.338	.254	22	7	1	3
+Tejada,R	.213	78	216	28	46	61	12	0	1	15	6	3	8	22	3	38	2	2	2	8	.282	.305	1	0	0	0
+Thole,J	.277	73	202	17	56	74	7	1	3	17	0	0	1	24	1	25	1	0	8	3	.366	.357	14	5	0	3
Wright,D	.283	157	587	87	166	295	36	3	29	103	0	12	2	69	9	161	19	11	12	20	.503	.354	1	0	0	0
Dickey,R	.255	27	51	7	13	15	2	0	0	5	7	0	0	3	0	8	0	0	0	0	.294	.296	0	0	0	0
+Gee,D	.167	5	12	0	2	3	1	0	0	1	0	0	0	0	0	8	0	0	0	0	.250	.167	0	0	0	0
Maine,J	.000	10	10	0	0	0	0	0	0	0	4	0	0	0	0	6	0	0	0	1	.000	.000	0	0	0	0
+Mejia,J	.333	33	3	1	1	1	0	0	0	0	0	0	0	0	0	1	0	0	0	0	.333	.333	0	0	0	0
Misch,P	.125	12	8	0	1	1	0	0	0	0	1	0	0	0	0	4	0	0	0	1	.125	.125	0	0	0	0
+Niese,J	.189	31	53	3	10	12	2	0	0	4	5	0	0	8	0	27	0	0	0	1	.226	.295	1	0	0	0
Parnell,R	.000	41	1	0	0	0	0	0	0	0	0	0	0	0	0	0	0	0	0	0	.000	.000	0	0	0	0
Pelfrey,M	.113	34	62	2	7	7	0	0	0	3	6	0	0	2	0	13	0	0	2	2	.113	.141	0	0	0	0
Perez,O	.111	17	9	0	1	1	0	0	0	1	1	0	0	1	0	4	0	0	0	0	.111	.200	0	0	0	0
Santana,J	.177	29	62	2	11	17	3	0	0	1	5	0	0	0	0	22	0	0	0	1	.274	.177	0	0	0	0
+Takahashi,H	.063	53	16	0	1	1	0	0	0	4	0	0	0	0	0	3	0	0	0	1	.063	.063	0	0	0	0
+Valdes,R	.400	38	10	1	4	5	1	0	0	1	4	0	0	0	0	3	0	0	0	0	.500	.400	0	0	0	0
NEW YORK	.249	162	5465	656	1361	2091	266	40	128	625	74	57	46	502	53	1095	130	44	101	87	.383	.314	255	59	3	34
OPPONENTS	.260	162	5537	652	1438	2179	282	27	135	627	74	35	52	545	55	1106	51	26	136	110	.394	.330	219	47	4	27

PITCHER	R/L	W-L	ERA	G	GS	CG	GF	SHO	SV	IP	H	R	ER	HR	HB	BB	IBB	SO	WP	BK	AVG
Acosta,M	R	3-2	2.95	41	0	0	12	0	1	39.2	30	13	13	4	0	18	1	42	3	0	.219
Dessens,E	R	4-3	2.30	53	0	0	6	0	0	47.0	41	14	12	4	3	16	6	16	0	0	.240
Dickey,R	R	11-9	2.84	27	26	2	0	1	0	174.1	165	62	55	13	4	42	3	104	11	0	.251
Feliciano,P	L	3-6	3.30	92	0	0	16	0	0	62.2	66	24	23	1	6	30	6	56	1	0	.273
+Gee,D	R	2-2	2.18	5	5	0	0	0	0	33.0	25	10	8	2	0	15	2	17	0	0	.212
Green,S	R	0-0	3.86	11	0	0	0	0	0	9.1	7	6	4	1	4	8	3	12	0	0	.200
+Igarashi,R	R	1-1	7.12	34	0	0	11	0	0	30.1	29	24	24	4	0	18	1	25	3	0	.254
Maine,J	R	1-3	6.13	9	9	0	0	0	0	39.2	47	29	27	8	2	25	1	39	3	0	.297
+Mejia,J	R	0-4	4.62	33	3	0	8	0	0	39.0	46	21	20	3	3	20	2	22	7	0	.289
Misch,P	L	0-4	3.82	12	6	0	2	0	0	37.2	43	20	16	4	1	4	1	23	0	0	.283
+Niese,J	L	9-10	4.20	30	30	2	0	1	0	173.2	192	97	81	20	9	62	3	148	5	0	.280
Parnell,R	R	0-1	2.83	41	0	0	10	0	0	35.0	41	13	11	1	0	8	2	33	0	0	.295
Pelfrey,M	R	15-9	3.66	34	33	0	1	0	1	204.0	213	88	83	12	6	68	5	113	1	1	.275
Perez,O	L	0-5	6.80	17	7	0	4	0	0	46.1	54	37	35	9	4	42	3	37	4	0	.293
Santana,J	L	11-9	2.98	29	29	4	0	2	0	199.0	179	67	66	16	2	55	2	144	2	2	.240
+Takahashi,H	L	10-6	3.61	53	12	0	21	0	8	122.0	116	51	49	13	0	43	7	114	1	1	.252
+Valdes,R	L	3-3	4.91	38	1	0	8	0	1	58.2	59	33	32	7	4	27	1	56	2	0	.260
NEW YORK		79-83	3.70	162	162	8	154	19	36	1453.0	1438	652	597	135	52	545	55	1106	48	5	.260
OPPONENTS		83-79	3.76	162	162	8	154	11	47	1454.2	1361	656	607	128	46	502	53	1095	43	6	.249

+ = Rookie

2010 Miscellaneous Stats

MANAGER & COACHES

PLAYER BIOS

2010 FINAL STATS

METS VS. OPPONENTS

2010 RECAPS

MINOR LEAGUES

	HOME		ROAD		TOTALS	
	W	L	W	L	W	L
VS. ATLANTA	4	5	3	6	7	11
VS. FLORIDA	5	4	1	8	6	12
VS. PHILADELPHIA	5	4	4	5	9	9
VS. WASHINGTON	4	5	5	4	9	9
TOTALS VS. EAST	18	18	13	23	31	41
VS. CHICAGO	3	1	1	2	4	3
VS. CINCINNATI	1	2	1	2	2	4
VS. HOUSTON	2	1	2	2	4	3
VS. MILWAUKEE	1	3	1	2	2	5
VS. PITTSBURGH	4	0	2	1	6	1
VS. ST. LOUIS	2	1	1	2	3	3
TOTALS VS. CENTRAL	13	8	8	11	21	19
VS. ARIZONA	1	2	0	3	1	5
VS. COLORADO	2	1	1	2	3	3
VS. LOS ANGELES	3	0	1	3	4	3
VS. SAN DIEGO	2	1	1	2	3	3
VS. SAN FRANCISCO	2	1	1	3	3	4
TOTALS VS. WEST	10	5	4	13	14	18
TOTALS VS. N.L.	41	31	25	47	66	78
VS. BALTIMORE	0	0	3	0	3	0
VS. CLEVELAND	0	0	3	0	3	0
VS. DETROIT	2	1	0	0	2	1
VS. MINNESOTA	2	1	0	0	2	1
VS. NEW YORK	2	1	1	2	3	3
TOTALS VS. A.L.	6	3	7	2	13	5
OVERALL TOTALS	47	34	32	49	79	83

	NY	OPP		HOME		ROAD		TOTALS	
				W	L	W	L	W	L
DOUBLE PLAYS	159	128	SHUTOUTS	16	4	3	7	19	11
TRIPLE PLAYS	1	1	SHO - INDIVIDUAL	4	2	0	3	4	5
LEFT ON BASE	1124	1234	EXTRA INNINGS	4	3	3	6	7	9
GRAND SLAM HR	0	12	ONE-RUN DECISIONS	15	10	10	20	25	30
HOME RUNS - HOME	63	47	TWO-RUN DECISIONS	5	10	6	12	11	22
HOME RUNS - ROAD	65	88	VS. LH STARTERS	13	6	9	11	22	17
			VS. RH STARTERS	34	28	23	38	57	66
			GRASS FIELDS	47	34	31	47	78	81
			ARTIFICIAL FIELDS	0	0	1	2	1	2
			DAY GAMES	13	12	9	14	22	26
			NIGHT GAMES	34	22	23	35	57	57

	W	L	SPLIT
DOUBLEHEADERS (HOME)	1	1	0
DOUBLEHEADERS (ROAD)	0	0	0

ATTENDANCE			WON	LOST
HOME	2,559,738 (79 DATES)	32,401 AVG	53	56
ROAD	2,374,853 (81 DATES)	29,319 AVG	26	27
			8	6

**for current streak*



METS HOME RUN BREAKDOWN

	1R	2R	3R	GS	TOTAL	HOME	ROAD	GAME TYING	GO AHEAD	LAST HR	AB'S SINCE
Arias	0	0	0	0	0	0	0	0	0	-	250
Barajas	8	4	0	0	12	5	7	2	4	7/21	N/A
Bay	4	2	0	0	6	3	3	1	0	6/28	78
Beltran	5	2	0	0	7	3	4	2	1	9/26	2
Bianco	1	1	0	0	2	2	0	0	2	6/10	78
Carter	1	1	2	0	4	1	3	0	0	10/2	1
Castillo	0	0	0	0	0	0	0	0	0	8/16/09	401
Catalanotto	0	0	0	0	0	0	0	0	0	7/11/09	124
Cora	0	0	0	0	0	0	0	0	0	8/8/09	188
Davis	11	5	3	0	19	8	11	1	5	10/1	14
Duda	4	0	0	0	4	3	1	0	1	10/2	8
Evans	1	0	0	0	1	1	0	0	0	9/14	18
Feliciano	0	0	0	0	0	0	0	0	0	-	108
Francoeur	7	0	0	0	11	5	6	3	4	8/16	N/A
Hernandez	2	0	0	0	2	1	1	0	0	9/18	0
Hessman	0	0	0	0	1	0	1	0	0	8/6	39
Jacobs	0	0	0	0	1	1	0	0	0	4/11	NA
Martinez	0	0	0	0	0	0	0	0	0	6/30/09	23
Matthews, Jr.	0	0	0	0	0	0	0	0	0	9/20/09	78
Nickeas	0	0	0	0	0	0	0	0	0	10	257
Pagan	6	0	0	0	11	6	5	1	5	9/24	33
Reyes	9	0	0	0	11	8	3	3	3	9/18	44
Tatis	1	0	0	0	2	1	1	0	0	5/19	24
Tejada	1	0	0	0	1	0	1	0	0	9/5	52
Thole	3	0	0	0	3	2	1	0	1	10/1	7
Turner	0	0	0	0	0	0	0	0	0	-	35
Wright	13	0	0	0	29	12	17	5	12	10/2	3
Pitchers	1	0	0	0	1	1	0	0	1		
Totals	78	0	0	0	128	63	65	18	39		

METS HOME RUN CHARTS

Two Home Run Games: (12)

- Rod Barajas - 4/9 vs. WAS (Garrett Mock & Miguel Batista)
- Jeff Francoeur - 4/9 vs. WA (Garrett Mock & Tyler Walker)
- Rod Barajas - 4/30 at PHL (Kyle Kendrick & Brad Lidge)
- Ike Davis - 5/7 vs. SF (Jonathan Sanchez - 2x)
- Rod Barajas - 5/7 vs. SF (Jonathan Sanchez & Sergio Romo)
- Jason Bay - 5/23 vs. NYY (CC Sabathia - 2x)
- David Wright - 6/13 at BAL (Kevin Milwood, Mark Hendrickson)
- Jose Reyes - 6/19 at NYY (Phil Hughes - 2x)
- Jason Bay - 6/28 at FLA (San Juan) (Ricky Nolasco - 2x)
- Ike Dava - 7/17 at SF (Matt Cain & Santiago Casilla)
- David Wright - 7/30 vs. ARZ (Ian Kennedy)
- Carlos Beltran - 9/27 at PHL (Cole Hamels, Ryan Madson)

Pepsi Porch Home Runs - Mets: (8)

- Mike Jacobs - 4/11 vs. WAS (Brian Bruney)
- Ike Davis - 5/7 vs. SF (Jonathan Sanchez)
- Ike Davis - 6/8 vs. SD (Edward Mujica)
- Jose Reyes - 7/28 vs. STL (Fernando Salas)
- Josh Thole - 8/29 vs. HOU (Bud Norris)
- Lucas Duda - 9/17 vs. ATL (Tommy Hanson)
- Lucas Duda - 10/02 vs. WAS (Yunesky Maya)
- Chris Carter - 10/02 vs. WAS (Collin Balester)

Pinch Hit Home Runs: (3)

- Fernando Tatis - 4/20 vs. CHC (John Grabow - Bottom 8th)
- Mike Hessman - 8/6 at PHL (J.C. Romero - Top 9th)
- Chris Carter - 10/02 vs. WAS (Collin Balester - Bottom 8th)

Leadoff Home Runs: (2)

- Jose Reyes - 6/12 at BAL (Brian Matusz)
- Jose Reyes - 6/19 at NYY (Phil Hughes)

Inside the Park Home Runs: (1)

- Angel Pagan - 5/19 at WAS (Livan Hernandez - Top 4th)

Walk-Off Home Runs: (4)

- Rod Barajas - 5/7 vs. SF (Sergio Romo - Bottom 9th)
- Henry Blanco - 5/8 vs. SF (Guillermo Mota - Bottom 11th)
- Ike Davis - 6/8 vs. SD (Edward Mujica - Bottom 11th)
- Josh Thole - 10/01 vs. WAS (Tyler Clippard - Bottom 10th)

Back-to-Back Home Runs: (2)

- Rod Barajas & Jeff Francoeur (May 7th vs. SF - Jonathan Sanchez)
- David Wright & Ike Davis (June 27th vs. MIN - Scott Baker)



2010 First Half Stats



MANAGER & COACHES

PLAYER BIDS

2010 FINAL STATS

METS VS. OPPONENTS

2010 RECAPS

MINOR LEAGUES

PLAYER	AVG	G	AB	R	H	TB	2B	3B	HR	RBI	SH	SF	HP	BB	IBB	SO	SB	CS	DP	E	SLG	OBP	AB	H	HR	RBI
Barajas,R	.238	68	227	29	54	98	11	0	11	32	1	3	5	8	3	34	0	0	4	3	.432	.276	1	0	0	0
Bay,J	.265	85	309	46	82	131	19	6	6	44	0	4	5	40	3	76	10	0	6	1	.424	.355	2	1	0	0
Bianco,H	.284	27	74	9	21	31	4	0	2	7	0	2	0	8	1	16	1	0	1	0	.419	.345	1	0	0	0
+Carter,C	.257	38	70	7	18	29	5	0	2	12	0	0	1	1	0	7	0	0	2	0	.414	.278	21	5	0	3
Castillo,L	.241	44	141	13	34	39	1	2	0	14	7	2	0	24	0	10	7	1	2	1	.277	.347	5	1	0	1
RIGHT	.235		51	12	15	1	1	0	4	4	1	0	7	0	4				1		.294	.322	2	0	0	0
LEFT	.244		90	22	24	0	1	0	10	3	1	0	17	0	6				1		.267	.361	3	1	0	1
Catalanotto, F	.160	25	25	2	4	5	1	0	0	1	0	0	0	1	0	5	0	0	0	0	.200	.192	22	3	0	1
Cora,A	.222	51	144	14	32	43	5	3	0	20	2	2	4	9	1	11	2	1	4	2	.299	.283	7	1	0	1
+Davis,I	.258	75	275	43	71	120	16	0	11	40	0	1	1	32	3	71	1	0	9	4	.436	.337	1	0	0	0
Evans,N	.000	2	2	0	0	0	0	0	0	0	0	0	0	0	0	1	0	0	0	0	.000	.000	2	0	0	0
+Feliciano, J	.291	21	55	7	16	20	4	0	0	2	2	0	0	1	0	3	1	0	2	0	.364	.304	8	1	0	1
Francoeur, J	.253	86	293	34	74	115	15	1	8	42	0	7	5	19	6	53	7	2	7	3	.392	.302	1	0	0	0
Jacobs,M	.208	7	24	1	5	9	1	0	1	2	1	0	0	3	0	7	0	0	0	1	.375	.296	0	0	0	0
Maine,J	.000	1	0	0	0	0	0	0	0	0	0	0	0	0	0	0	0	0	0	0	.000	.000	0	0	0	0
Mathews,G	.190	36	58	9	11	14	3	0	0	1	1	0	0	6	1	24	1	0	1	0	.241	.266	19	4	0	0
RIGHT	.143		14	2	2	0	0	0	0	1	0	0	2	0	8						.143	.250	8	1	0	0
LEFT	.205		44	9	12	3	0	0	1	0	0	0	4	1	16				1		.273	.271	11	3	0	0
+Niese,J	.000	1	1	0	0	0	0	0	0	0	0	0	0	0	1	0	0	0	0	0	.000	.000	1	0	0	0
Pagan,A	.315	80	298	46	94	141	17	6	6	40	2	2	0	28	3	46	19	5	5	2	.473	.372	3	1	0	1
RIGHT	.270		89	24	34	4	0	2	8	2	1	0	7	0	9				2		.382	.320	0	0	0	0
LEFT	.335		209	70	107	13	6	4	32	0	1	0	21	3	37				3		.512	.394	3	1	0	1
Reyes, J	.275	77	324	52	89	134	15	6	6	33	2	2	2	19	3	41	19	2	5	6	.414	.317	0	0	0	0
RIGHT	.297		101	30	41	5	0	2	10	2	2	2	5	0	9				2		.406	.343	0	0	0	0
LEFT	.265		223	59	93	10	6	4	23	0	2	0	14	3	32				3		.417	.305	0	0	0	0
Tatis,F	.185	41	65	6	12	22	4	0	2	6	1	0	0	6	0	19	0	0	1	0	.338	.254	22	7	1	3
+Tejada,R	.217	31	92	16	20	24	4	0	0	5	4	1	5	6	1	17	1	1	0	3	.261	.298	1	0	0	0
+Thole,J	.529	10	17	0	9	10	1	0	0	5	0	0	0	3	0	1	0	0	0	0	.588	.600	5	4	0	3
Wright,D	.314	87	325	52	102	173	25	2	14	65	0	7	1	45	4	97	15	7	8	9	.532	.392	0	0	0	0
Acosta,M	.000	12	0	0	0	0	0	0	0	0	0	0	0	0	0	0	0	0	0	0	.000	.000	0	0	0	0
Dessens,E	.000	21	0	0	0	0	0	0	0	0	0	0	0	0	0	0	0	0	0	0	.000	.000	0	0	0	0
Dickey,R	.313	10	16	4	5	5	0	0	0	2	3	0	0	1	0	2	0	0	0	0	.313	.353	0	0	0	0
Feliciano, P	.000	49	0	0	0	0	0	0	0	0	0	0	0	0	0	0	0	0	0	0	.000	.000	0	0	0	0
Green,S	.000	1	0	0	0	0	0	0	0	0	0	0	0	0	0	0	0	0	0	0	.000	.000	0	0	0	0
+Igarashi,R	.000	22	0	0	0	0	0	0	0	0	0	0	0	0	0	0	0	0	0	1	.000	.000	0	0	0	0
Maine,J	.000	9	10	0	0	0	0	0	0	4	0	0	0	0	6	0	0	0	0	1	.000	.000	0	0	0	0
+Mejia,J	.000	30	0	0	0	0	0	0	0	0	0	0	0	0	0	0	0	0	0	0	.000	.000	0	0	0	0
+Niese,J	.192	15	26	2	5	7	2	0	0	1	2	0	0	4	0	12	0	0	0	1	.269	.300	0	0	0	0
Nieve,F	.000	37	2	0	0	0	0	0	0	0	0	0	0	0	0	0	0	0	0	0	.000	.000	0	0	0	0
Parnell,B	.000	12	1	0	0	0	0	0	0	0	0	0	0	0	0	0	0	0	0	0	.000	.000	0	0	0	0
Pelfrey,M	.121	19	33	2	4	4	0	0	0	2	2	0	0	2	0	8	0	0	0	1	.121	.171	0	0	0	0
Perez,O	.111	11	9	0	1	1	0	0	0	1	1	0	0	1	0	4	0	0	0	0	.111	.200	0	0	0	0
Rodriguez, F	.000	42	0	0	0	0	0	0	0	0	0	0	0	0	0	0	0	0	0	0	.000	.000	0	0	0	0
Santana,J	.139	19	36	1	5	10	2	0	1	1	4	0	0	0	0	15	0	0	0	1	.278	.139	0	0	0	0
+Stoner,T	.000	1	0	0	0	0	0	0	0	0	0	0	0	0	0	0	0	0	0	0	.000	.000	0	0	0	0
+Takahashi, H	.083	25	12	0	1	1	0	0	0	3	0	0	0	3	0	0	0	0	0	1	.083	.083	0	0	0	0
+Valdes,R	.571	21	7	1	4	5	1	0	0	1	2	0	0	0	0	1	0	0	0	0	.714	.571	0	0	0	0
PITCHERS	.164	88	152	10	25	33	5	0	1	8	21	0	0	8	0	51	0	0	0	6	.217	.206	0	0	0	0
NEW YORK	.260	88	2971	396	773	1191	156	26	70	379	44	33	29	267	29	591	84	19	57	41	.401	.324	122	28	1	14
OPPONENTS	.263	88	3006	347	790	1192	149	14	75	331	44	18	24	332	23	633	31	12	74	70	.397	.339	106	20	4	17

PITCHER	R/L	W-L	ERA	G	GS	CG	GF	SHO	SV	IP	H	R	ER	HR	HB	BB	IBB	SO	WP	BK	AVG
Acosta,M	R	1-1	3.00	12	0	0	5	0	0	12.0	8	4	4	2	0	8	0	14	0	0	.200
Dessens,E	R	2-1	1.47	21	0	0	3	0	0	18.1	13	4	3	0	2	5	1	8	0	0	.213
Dickey,R	R	6-2	2.77	10	10	0	0	0	0	65.0	66	24	20	4	0	19	1	48	2	0	.263
Feliciano, P	L	2-4	2.34	49	0	0	8	0	0	34.2	39	10	9	1	2	17	3	33	1	0	.289
Green,S	R	0-0	9.00	1	0	0	0	0	0	1.0	2	1	1	1	0	0	0	1	0	0	.400
+Igarashi, R	R	0-1	7.91	22	0	0	7	0	0	19.1	20	17	17	3	0	13	1	14	2	0	.270
Maine,J	R	1-3	6.13	9	9	0	0	0	0	39.2	47	29	27	8	2	25	1	39	3	0	.297
+Mejia,J	R	0-2	3.25	30	0	0	8	0	0	27.2	29	10	10	2	3	15	1	17	3	0	.266
+Niese,J	L	6-3	3.61	15	15	1	0	1	0	89.2	94	40	36	9	6	28	1	73	1	0	.268
Nieve,F	R	2-3	5.26	37	1	0	8	0	0	37.2	30	22	22	9	2	21	1	32	2	0	.217
Parnell,B	R	0-0	1.64	12	0	0	1	0	0	11.0	12	2	2	0	0	3	1	14	0	0	.273
Pelfrey,M	R	10-4	3.58	19	18	0	1	0	1	113.0	121	45	45	7	1	42	1	69	1	1	.285
Perez,O	L	0-3	6.28	11	7	0	1	0	0	38.2	43	29	27	7	2	33	1	30	3	0	.285
Rodriguez, F	R	2-2	2.45	42	0	0	36	0	21	44.0	39	12	12	3	2	17	2	53	3	1	.235
Santana,J	L	7-5	2.98	19	19	1	0	1	0	127.0	111	43	42	8	1	41	1	83	1	2	.236
+Stoner,T</																					



2010 Second Half Stats



MANAGER & COACHES

PLAYER BIOS

2010 FINAL STATS

METS VS. OPPONENTS

2010 RECAPS

MINOR LEAGUES

PLAYER	AVG	G	AB	R	H	TB	2B	3B	HR	RBI	SH	SF	HP	BB	IBB	SO	SB	CS	DP	E	SLG	OBP	AB	H	R	RBI
+Arias,J	.200	22	30	5	6	7	1	0	0	4	1	0	0	2	0	6	0	0	0	2	.233	.250	6	2	0	2
Barajas,R	.244	31	86	10	21	42	3	0	6	15	0	1	3	5	3	20	0	0	2	0	.488	.305	1	0	0	1
NY	.091	6	22	1	2	5	0	0	1	2	0	0	1	0	0	5	0	0	0	0	.227	.130	0	0	0	0
Bay,J	.205	10	39	2	8	9	1	0	0	3	0	0	0	4	0	15	0	0	1	0	.231	.279	0	0	0	0
Beltran,C	.255	64	220	21	56	94	11	3	7	27	0	4	1	30	5	39	3	1	4	0	.427	.341	4	1	0	0
RIGHT	.292	48	148	14	41	51	5	0	4	6	0	1	5	5	11	0	0	0	0	0	.646	.364	1	0	0	0
LEFT	.244	172	42	63	6	3	3	21	0	3	0	25	4	28	4	366	.335	3	1	0	0	0	0	0	0	
Blanco,H	.125	23	56	1	7	8	1	0	0	1	0	0	0	3	1	10	0	0	0	1	.143	.167	2	1	0	0
+Carter,C	.268	62	97	8	26	36	4	0	2	12	0	0	0	11	0	10	1	2	0	0	.371	.343	37	14	1	7
Castillo,L	.226	42	106	15	24	27	3	0	0	3	4	0	0	15	1	15	1	2	4	1	.255	.322	6	0	0	0
RIGHT	.250	20	5	6	1	0	0	1	0	0	0	0	1	0	2	1	300	.286	0	0	0	0	0	0	0	
LEFT	.221	86	19	21	2	0	2	4	0	0	14	1	13	3	244	.330	6	0	0	0	0	0	0	0	0	
Cora,A	.120	11	25	0	3	4	1	0	0	0	0	0	0	1	0	5	2	0	0	0	.160	.154	4	0	0	0
+Davis,I	.270	72	248	30	67	110	17	1	8	31	0	4	0	40	3	67	2	2	4	5	.444	.366	2	1	0	2
+Duda,L	.202	29	84	11	17	35	6	0	4	13	0	1	1	6	0	22	0	0	2	0	.417	.261	4	1	0	3
Evans,N	.324	18	34	5	11	17	3	0	1	5	0	0	0	1	0	9	0	0	1	0	.500	.343	12	5	0	2
+Feliciano,J	.170	33	53	5	9	11	0	1	0	1	1	1	1	5	0	9	0	0	1	0	.208	.250	13	2	0	0
Francoeur,J	.194	38	108	9	21	33	1	1	3	12	0	3	2	10	2	23	1	0	0	0	.306	.268	6	0	0	0
Hernandez, L	.250	17	44	4	11	18	1	0	2	6	0	0	1	2	0	7	1	0	1	0	.409	.298	3	0	0	0
RIGHT	.500	6	3	6	0	0	1	2	0	0	0	0	0	0	0	0	0	0	0	0	.000	.500	0	0	0	0
LEFT	.211	38	8	12	1	0	1	4	0	0	1	2	0	7	1	316	.268	3	0	0	0	0	0	0	0	
Hessman,M	.127	32	55	6	7	14	2	1	1	6	0	0	2	8	1	23	0	0	2	0	.255	.262	18	3	1	4
+Martinez,F	.167	7	18	1	3	3	0	0	0	2	0	1	2	1	0	5	0	1	0	0	.167	.273	1	0	0	0
+Nickeas,M	.200	5	10	0	2	2	0	0	0	0	0	0	0	0	0	5	0	0	1	0	.200	.200	1	0	0	0
Pagan,A	.263	71	281	34	74	105	14	1	5	29	4	1	1	16	2	51	18	4	4	3	.374	.304	3	0	0	0
RIGHT	.241	54	13	22	6	0	1	12	1	12	1	0	0	3	1	9	1	407	.281	2	0	0	0	0	0	
LEFT	.269	227	61	83	8	1	4	17	3	1	13	1	42	3	366	.310	1	0	0	0	0	0	0	0	0	
Reyes,J	.293	56	239	31	70	107	14	4	5	21	2	1	0	12	1	22	11	8	3	9	.448	.325	0	0	0	0
RIGHT	.294	51	15	16	1	0	0	3	0	0	0	0	4	3	314	.333	0	0	0	0	0	0	0	0	0	
LEFT	.293	188	55	91	13	4	5	18	2	1	0	9	1	18	0	484	.323	0	0	0	0	0	0	0	0	
+Tejada,R	.210	47	124	12	26	37	8	0	1	10	2	2	3	16	2	21	1	1	2	5	.298	.310	0	0	0	0
+Thole,J	.254	63	185	17	47	64	6	1	3	12	0	0	1	21	1	24	1	0	8	3	.374	.333	9	1	0	0
+Turner,J	.125	4	8	1	1	2	1	0	0	0	0	0	0	1	0	0	0	0	0	0	.250	.222	1	0	0	0
Wright,D	.244	70	262	35	64	122	11	1	15	38	0	5	1	24	5	64	4	4	4	11	.466	.305	1	0	0	0
Acosta,M	.000	29	0	0	0	0	0	0	0	0	0	0	0	0	0	0	0	0	0	0	.000	.000	0	0	0	0
Dessens,E	.000	32	0	0	0	0	0	0	0	0	0	0	0	0	0	0	0	0	0	1	.000	.000	0	0	0	0
Dickey,R	.229	17	35	3	8	10	2	0	0	3	4	0	0	2	0	6	0	0	0	0	.286	.270	0	0	0	0
Feliciano,P	.000	43	0	0	0	0	0	0	0	0	0	0	0	0	0	0	0	0	0	1	.000	.000	0	0	0	0
+Gee,D	.167	5	12	0	2	3	1	0	0	1	0	0	0	0	0	8	0	0	0	0	.250	.167	0	0	0	0
Green,S	.000	10	0	0	0	0	0	0	0	0	0	0	0	0	0	0	0	0	0	0	.000	.000	0	0	0	0
+Igarashi,R	.000	12	0	0	0	0	0	0	0	0	0	0	0	0	0	0	0	0	0	1	.000	.000	0	0	0	0
+Mejia,J	.333	3	3	1	1	0	0	0	0	0	0	0	0	0	0	1	0	0	0	0	.333	.333	0	0	0	0
Misch,P	.125	12	8	0	1	1	0	0	0	0	1	0	0	0	0	4	0	0	0	1	.125	.125	0	0	0	0
+Niese,J	.192	15	26	1	5	5	0	0	0	3	3	0	0	4	0	14	0	0	0	0	.192	.300	0	0	0	0
Nieve,F	.000	3	0	0	0	0	0	0	0	0	0	0	0	0	0	0	0	0	0	0	.000	.000	0	0	0	0
Parnell,B	.000	29	0	0	0	0	0	0	0	0	0	0	0	0	0	0	0	0	0	0	.000	.000	0	0	0	0
Pelfrey,M	.103	15	29	0	3	3	0	0	0	1	4	0	0	0	0	5	0	0	2	1	.103	.103	0	0	0	0
Perez,O	.000	6	0	0	0	0	0	0	0	0	0	0	0	0	0	0	0	0	0	0	.000	.000	0	0	0	0
Rodriguez,F	.000	11	0	0	0	0	0	0	0	0	0	0	0	0	0	0	0	0	0	0	.000	.000	0	0	0	0
Santana,J	.231	10	26	1	6	7	1	0	0	0	1	0	0	0	0	7	0	0	0	0	.269	.231	0	0	0	0
+Takahashi,H	.000	28	4	0	0	0	0	0	0	0	1	0	0	0	0	0	0	0	0	0	.000	.000	0	0	0	0
+Valdes,R	.000	17	3	0	0	0	0	0	0	0	2	0	0	0	0	2	0	0	0	0	.000	.000	0	0	0	0
PITCHERS	.178	74	146	6	26	30	4	0	0	8	16	0	0	6	0	47	0	0	2	5	.205	.211	0	0	0	0
NEW YORK	.236	74	2494	260	588	900	110	14	58	246	30	24	17	235	24	504	46	25	44	46	.361	.303	133	31	2	20
OPPONENT	.256	74	2531	305	648	987	133	13	60	296	30	17	28	213	32	473	20	14	62	40	.390	.319	113	27	0	10
PITCHER	R/L	W-L	ERA	G	GS	CG	GF	SHO	SV	IP	H	R	ER	HR	HB	BB	IBB	SO	WP	BK	AVG					
Acosta,M	R	2-1	2.93	29	0	0	7	0	1	27.2	22	9	9	2	0	10	1	28	3	0	.227					
Dessens,E	R	2-1	2.83	32	0	0	3	0	0	28.2	28	10	9	4	1	11	5	8	0	0	.255					
Dickey,R	R	5-7	2.88	17	16	2	0	1	0	109.1	99	38	35	9	4	23	2	56	9	0	.244					
Feliciano,P	L	1-2	4.50	43	0	0	8	0	0	28.0	27	14	14	0	4	13	3	23	0	0	.252					
+Gee,D	R	2-2	2.18	5	5	0	0	0	0	33.0	25	10	8	2	0	15	2	17	0	0	.212					
Green,S	R	0-0	3.24	10	0	0	0	0	0	8.1	5	5	3	0	4	8	3	11	0	0	.167					
+Igarashi,R	R	1-0	5.73	12	0	0	4	0	0	11.0	9	7	7	1	0	5	11	1	1	0	.225					
+Mejia,J	R	0-2	7.94	3	3	0	0	0	0	11.1	17	11	10	1	0	5	1	5	4	0	.340					
Misch,P	L	0-4	3.82	12	6	0	2	0	0	37.2	43	20	16	4	1	4	1	23	0	0	.283					
+Niese,J	L	3-7</																								



Mets in April



MANAGER & COACHES
PLAYER BIDS
2010 FINAL STATS
2010 RECAPS
MINOR LEAGUES

PLAYER	AVG	G	AB	R	H	TB	2B	3B	HR	RBI	SH	SF	HP	BB	IBB	SO	SB	CS	DP	E	SLG	OBP	AB	H	HR	RBI
Barajas,R	.227	18	66	9	15	32	2	0	5	11	0	2	1	2	1	9	0	0	1	1	.485	.254	0	0	0	0
Bay,J	.265	23	83	15	22	36	5	3	1	8	0	2	13	2	27	1	0	2	0	4.34	.378	0	0	0	0	
Blanco,H	.211	7	19	1	4	5	1	0	0	2	0	2	0	3	1	4	1	0	0	0	.263	.292	1	0	0	0
Castillo,L	.258	19	66	7	17	20	1	1	0	7	3	2	0	10	0	3	3	1	1	0	.303	.346	2	1	0	0
RIGHT	.263	19	5	8	1	1	0	0	3	2	1	0	4	0	0	0	0	0	0	0	.421	.375	0	0	0	0
LEFT	.255	47	12	12	0	0	0	0	4	1	1	0	6	0	3	1	1	1	0	0	.255	.333	2	1	0	0
Catalanotto,F	.158	18	19	1	3	4	1	0	0	1	0	0	0	1	0	4	0	0	0	0	.211	.200	16	2	0	1
Cora,A	.182	12	33	2	6	9	1	1	0	3	1	0	3	2	0	0	0	0	1	1	.273	.289	1	0	0	0
+Davis,I	.324	11	34	5	11	17	3	0	1	6	0	1	0	6	1	8	0	0	1	1	.500	.415	0	0	0	0
Francoeur,	.284	23	81	17	23	43	6	1	4	13	0	2	1	9	1	10	1	0	4	1	.531	.355	0	0	0	0
Jacobs,M	.208	7	24	1	5	9	1	0	1	2	1	0	0	3	0	7	0	0	0	1	.375	.296	0	0	0	0
Maine,J	.000	1	0	0	0	0	0	0	0	0	0	0	0	0	0	0	0	0	0	0	.000	.000	0	0	0	0
Matthews,G	.161	15	31	6	5	7	2	0	0	0	0	0	0	5	1	14	1	0	0	0	.226	.278	6	0	0	0
RIGHT	.167	6	1	1	0	0	0	0	0	0	0	0	1	0	4	0	0	0	0	0	.167	.286	3	0	0	0
LEFT	.160	25	4	6	2	0	0	0	0	0	0	0	4	1	10	0	0	0	0	0	.240	.276	3	0	0	0
+Niese,J	.000	1	1	0	0	0	0	0	0	0	0	0	0	0	1	0	0	0	0	0	.000	.000	1	0	0	0
Pagan,A	.257	23	74	11	19	27	1	2	1	10	1	0	8	0	12	2	1	1	0	0	.365	.329	3	1	0	1
RIGHT	.158	19	19	3	6	0	0	0	1	3	1	0	0	2	0	3	0	0	0	0	.316	.238	0	0	0	0
LEFT	.291	55	16	21	1	2	0	7	0	0	0	6	0	9	1	1	1	1	0	0	.382	.361	3	1	0	1
Reyes,J	.238	19	80	12	19	26	3	2	0	6	0	1	2	5	0	13	4	1	1	2	.325	.295	0	0	0	0
RIGHT	.261	23	6	7	1	0	0	1	0	0	2	1	0	3	0	0	0	0	0	0	.304	.346	0	0	0	0
LEFT	.228	57	13	19	2	2	0	5	0	1	0	4	0	10	1	1	1	1	0	0	.333	.274	0	0	0	0
Tatis,F	.214	15	28	2	6	10	1	0	1	5	1	0	0	2	0	8	0	0	0	0	.357	.267	7	4	1	3
+Tejada,R	.167	3	6	1	1	1	0	0	0	0	0	1	1	0	1	0	0	0	0	0	.167	.375	1	0	0	0
Wright,D	.273	23	77	12	21	39	4	1	4	16	0	1	1	21	1	26	7	1	3	4	.506	.430	0	0	0	0

Acosta,M	.000	3	0	0	0	0	0	0	0	0	0	0	0	0	0	0	0	0	0	0	.000	.000	0	0	0	0
Feliciano,	.000	12	0	0	0	0	0	0	0	0	0	0	0	0	0	0	0	0	0	0	.000	.000	0	0	0	0
Green,S	.000	1	0	0	0	0	0	0	0	0	0	0	0	0	0	0	0	0	0	0	.000	.000	0	0	0	0
+Igarashi,R	.000	7	0	0	0	0	0	0	0	0	0	0	0	0	0	0	0	0	0	0	1.000	.000	0	0	0	0
Maine,J	.000	5	5	0	0	0	0	0	0	0	3	0	0	0	4	0	0	0	0	1	1.000	.000	0	0	0	0
+Mejia,J	.000	11	0	0	0	0	0	0	0	0	0	0	0	0	0	0	0	0	0	0	.000	.000	0	0	0	0
+Niese,J	.100	5	10	1	1	1	0	0	0	0	0	0	0	1	0	3	0	0	0	0	.100	.182	0	0	0	0
Nieve,F	.000	14	0	0	0	0	0	0	0	0	0	0	0	0	0	0	0	0	0	0	.000	.000	0	0	0	0
Pelfrey,M	.250	5	8	2	2	2	0	0	0	1	0	0	2	0	0	2	0	0	0	0	.250	.400	0	0	0	0
Perez,O	.167	4	6	0	1	1	0	0	0	1	1	0	0	0	2	0	0	0	0	0	.167	.167	0	0	0	0
Rodriguez,	.000	10	0	0	0	0	0	0	0	0	0	0	0	0	0	0	0	0	0	0	.000	.000	0	0	0	0
Santana,J	.222	5	9	0	2	3	1	0	0	0	1	0	0	0	0	2	0	0	0	0	.333	.222	0	0	0	0
+Stoner,T	.000	1	0	0	0	0	0	0	0	0	0	0	0	0	0	0	0	0	0	0	.000	.000	0	0	0	0
+Takahashi,	.333	8	3	0	1	1	0	0	0	0	0	0	0	0	1	0	0	0	0	1	.333	.333	0	0	0	0
+Valdes,R	.333	9	3	0	1	1	0	0	0	0	0	0	0	0	1	0	0	0	0	0	.333	.333	0	0	0	0

PITCHERS	.182	23	44	3	8	9	1	0	0	2	5	0	0	3	0	15	0	0	0	3	.205	.234	0	0	0	0
NEW YORK	.242	23	766	105	185	294	33	11	18	92	12	11	11	94	8	162	20	4	15	14	.384	.329	38	8	1	5
OPPONENT	.233	23	784	73	183	272	43	5	12	70	14	3	8	112	7	191	6	4	15	25	.347	.334	30	3	0	2

PITCHER	R/L	W-L	ERA	G	GS	CG	GF	SHO	SV	IP	H	R	ER	HR	HB	BB	IBB	SO	WP	BK	AVG
Acosta,M	R	1-0	6.75	3	0	0	1	0	0	4.0	3	3	3	1	0	4	0	6	0	0	.231
Feliciano	L	0-0	0.84	12	0	0	2	0	0	10.2	3	1	1	0	0	9	1	6	1	0	.091
Green,S	R	0-0	9.00	1	0	0	0	0	0	1.0	2	1	1	1	0	0	0	1	0	0	.400
+Igarashi,	R	0-0	1.35	7	0	0	1	0	0	6.2	3	1	1	1	0	4	0	3	1	0	.136
Maine,J	R	1-1	7.15	5	5	0	0	0	0	22.2	29	19	18	5	2	13	0	23	2	0	.312
+Mejia,J	R	0-1	1.64	11	0	0	5	0	0	11.0	9	2	2	1	2	5	0	8	0	0	.225
+Niese,J	L	1-1	3.10	5	5	0	0	0	0	29.0	34	11	10	1	2	12	1	25	0	0	.288
Nieve,F	R	1-1	3.46	14	0	0	1	0	0	13.0	9	5	5	0	1	8	1	10	1	0	.191
Pelfrey,M	R	4-0	0.69	5	4	0	1	0	1	26.0	18	2	2	0	0	13	0	19	0	1	.200
Perez,O	L	0-2	4.35	4	4	0	0	0	0	20.2	19	11	10	0	0	14	1	16	1	0	.244
Rodriguez	R	1-0	0.84	10	0	0	8	0	3	10.2	6	1	1	0	1	7	0	16	1	0	.167
Santana,J	L	3-1	2.08	5	5	0	0	0	0	30.1	25	7	7	1	0	9	0	28	0	0	.223
+Stoner,T	R	0-1	3.86	1	0	0	0	0	0	2.1	3	1	1	0	0	1	0	0	0	0	.300
+Takahashi	L	2-1	3.77	8	0	0	2	0	0	14.1	11	6	6	0	0	10	3	21	0	0	.216
+Valdes,R	L	0-0	1.86	9	0	0	2	0	0	9.2	9	2	2	1	0	3	0	9	1	0	.250
NEW YORK		14-9	2.97	23	23	0	23	4	4	212.0	183	73	70	12	8	112	7	191	8	1	.233
OPPONENTS		9-14	3.98	23	23	2	21	0	5	206.0	185	105	91	18	11	94	8	162	9	1	.242



Mets in May



MANAGER & COACHES

PLAYER BIOS

2010 FINAL STATS

METS VS. OPPONENTS

2010 RECAPS

MINOR LEAGUES

PLAYER	AVG	G	AB	R	H	TB	2B	3B	HR	RBI	SH	SF	HP	BB	IBB	SO	SB	CS	DP	E	SLG	OBP	AB	H	R	RBI
Barajas,R	.227	18	66	9	15	32	2	0	5	11	0	2	1	2	1	9	0	0	1	1	.485	.254	0	0	0	0
Bay,J	.265	23	83	15	22	36	5	3	1	8	0	0	2	13	2	27	1	0	2	0	.434	.378	0	0	0	0
Blanco,H	.211	7	19	1	4	5	1	0	0	2	0	2	0	3	1	4	1	0	0	0	.263	.292	1	0	0	0
Castillo,L	.258	19	66	7	17	20	1	1	0	7	3	2	0	10	0	3	3	1	1	0	.303	.346	2	1	0	0
RIGHT	.263		19	5	8	1	1	0	0	3	2	1	0	4	0	0				0	.421	.375	0	0	0	0
LEFT	.255		47	12	12	0	0	0	0	4	1	1	0	6	0	3			1	1	.255	.333	2	1	0	0
Catalanotto,F	.158	18	19	1	3	4	1	0	0	1	0	0	0	1	0	4	0	0	0	0	.211	.200	16	2	0	1
Corra,A	.182	12	33	2	6	9	1	1	0	3	1	0	3	2	0	0	0	0	1	1	.273	.289	1	0	0	0
+Davis,I	.324	11	34	5	11	17	3	0	1	6	0	1	0	6	1	8	0	0	1	1	.500	.415	0	0	0	0
Francoeur,J	.284	23	81	17	23	43	6	1	4	13	0	2	1	9	1	10	1	0	4	1	.531	.355	0	0	0	0
Jacobs,M	.208	7	24	1	5	9	1	0	1	2	1	0	0	3	0	7	0	0	0	0	1.375	.296	0	0	0	0
Maine,J	.000	1	0	0	0	0	0	0	0	0	0	0	0	0	0	0	0	0	0	0	.000	.000	0	0	0	0
Matthews,G	.161	15	31	6	5	7	2	0	0	0	0	0	0	5	1	14	1	0	0	0	.226	.278	6	0	0	0
RIGHT	.167		6	1	1	0	0	0	0	0	0	0	0	1	0	4			0	0	.167	.286	3	0	0	0
LEFT	.160		25	4	6	2	0	0	0	0	0	0	0	4	1	10			0	0	.240	.276	3	0	0	0
+Niесе,J	.000	1	1	0	0	0	0	0	0	0	0	0	0	0	0	1	0	0	0	0	.000	.000	1	0	0	0
Pagan,A	.257	23	74	11	19	27	1	2	1	10	1	0	0	8	0	12	2	1	1	0	.365	.329	3	1	0	1
RIGHT	.158		19	3	6	0	0	1	3	1	0	0	2	0	3				0	0	.316	.238	0	0	0	0
LEFT	.291		55	16	21	1	2	0	7	0	0	0	6	0	9			1	1	2	.382	.361	3	1	0	1
Reyes,J	.238	19	80	12	19	26	3	2	0	6	0	1	2	5	0	13	4	1	1	2	.325	.295	0	0	0	0
RIGHT	.261		23	6	7	1	0	0	1	0	0	2	1	0	3				0	0	.304	.346	0	0	0	0
LEFT	.228		57	13	19	2	2	0	5	0	1	0	4	0	10			1	1	3	.333	.274	0	0	0	0
Tatis,F	.214	15	28	2	6	10	1	0	1	5	1	0	0	2	0	8	0	0	0	0	.357	.267	7	4	1	3
+Tejada,R	.167	3	6	1	1	1	0	0	0	0	0	0	1	1	0	1	0	0	0	0	.167	.375	1	0	0	0
Wright,D	.273	23	77	12	21	39	4	1	4	16	0	1	1	21	1	26	7	1	3	4	.506	.430	0	0	0	0
Acosta,M	.000	3	0	0	0	0	0	0	0	0	0	0	0	0	0	0	0	0	0	0	.000	.000	0	0	0	0
Feliciano,P	.000	12	0	0	0	0	0	0	0	0	0	0	0	0	0	0	0	0	0	0	.000	.000	0	0	0	0
Green,S	.000	1	0	0	0	0	0	0	0	0	0	0	0	0	0	0	0	0	0	0	.000	.000	0	0	0	0
+Igarashi,R	.000	7	0	0	0	0	0	0	0	0	0	0	0	0	0	0	0	0	0	0	1.000	.000	0	0	0	0
Maine,J	.000	5	5	0	0	0	0	0	0	0	3	0	0	0	0	4	0	0	0	0	1.000	.000	0	0	0	0
+Mejia,J	.000	11	0	0	0	0	0	0	0	0	0	0	0	0	0	0	0	0	0	0	.000	.000	0	0	0	0
+Niесе,J	.100	5	10	1	1	1	0	0	0	0	0	0	0	1	0	3	0	0	0	0	.100	.182	0	0	0	0
Nieve,F	.000	14	0	0	0	0	0	0	0	0	0	0	0	0	0	0	0	0	0	0	.000	.000	0	0	0	0
Pelfrey,M	.250	5	8	2	2	2	0	0	0	1	0	0	0	2	0	0	0	0	0	0	.250	.400	0	0	0	0
Perez,O	.167	4	6	0	1	1	0	0	0	1	1	0	0	0	0	2	0	0	0	0	.167	.167	0	0	0	0
Rodriguez,F	.000	10	0	0	0	0	0	0	0	0	0	0	0	0	0	0	0	0	0	0	.000	.000	0	0	0	0
Santana,J	.222	5	9	0	2	3	1	0	0	0	1	0	0	0	0	2	0	0	0	0	.333	.222	0	0	0	0
+Stoner,T	.000	1	0	0	0	0	0	0	0	0	0	0	0	0	0	0	0	0	0	0	.000	.000	0	0	0	0
+Takahashi,H	.333	8	3	0	1	1	0	0	0	0	0	0	0	0	0	1	0	0	0	1	.333	.333	0	0	0	0
+Valdes,R	.333	9	3	0	1	1	0	0	0	0	0	0	0	0	0	1	0	0	0	0	.333	.333	0	0	0	0
PITCHERS	.182	23	44	3	8	9	1	0	0	2	5	0	0	3	0	15	0	0	0	3	.205	.234	0	0	0	0
NEW YORK	.242	23	766	105	185	294	33	11	18	92	12	11	11	94	8	162	20	4	15	14	.384	.329	38	8	1	5
OPPONENT	.233	23	784	73	183	272	43	5	12	70	14	3	8	112	7	191	6	4	15	25	.347	.334	30	3	0	2

PITCHER	R/L	W-L	ERA	G	GS	CG	GF	SHO	SV	IP	H	R	ER	HR	HB	BB	IBB	SO	WP	BK	AVG
Acosta,M	R	1-0	6.75	3	0	0	1	0	0	4.0	3	3	3	1	0	4	0	6	0	0	.231
Feliciano,P	L	0-0	0.84	12	0	0	2	0	0	10.2	3	1	1	0	0	9	1	6	1	0	.091
Green,S	R	0-0	9.00	1	0	0	0	0	0	1.0	2	1	1	1	0	0	0	1	0	0	.400
+Igarashi,R	R	0-0	1.35	7	0	0	1	0	0	6.2	3	1	1	1	0	4	0	3	1	0	.136
Maine,J	R	1-1	7.15	5	5	0	0	0	0	22.2	29	19	18	5	2	13	0	23	2	0	.312
+Mejia,J	R	0-1	1.64	11	0	0	5	0	0	11.0	9	2	2	1	2	5	0	8	0	0	.225
+Niесе,J	L	1-1	3.10	5	5	0	0	0	0	29.0	34	11	10	1	2	12	1	25	0	0	.288
Nieve,F	R	1-1	3.46	14	0	0	1	0	0	13.0	9	5	5	0	1	8	1	10	1	0	.191
Pelfrey,M	R	4-0	0.69	5	4	0	1	0	1	26.0	18	2	2	0	0	13	0	19	0	1	.200
Perez,O	L	0-2	4.35	4	4	0	0	0	0	20.2	19	11	10	0	0	14	1	16	1	0	.244
Rodriguez,F	R	1-1	0.84	10	0	0	8	0	3	10.2	6	1	1	0	1	7	0	16	1	0	.167
Santana,J	L	3-1	2.08	5	5	0	0	0	0	30.1	25	7	7	1	0	9	0	28	0	0	.223
+Stoner,T	R	0-1	3.86	1	0	0	0	0	0	2.1	3	1	1	0	0	1	0	0	0	0	.300
+Takahashi,H	L	2-1	3.77	8	0	0	2	0	0	14.1	11	6	6	0	0	10	3	21	0	0	.216
+Valdes,R	L	0-0	1.86	9	0	0	2	0	0	9.2	9	2	2	1	0	3	0	9	1	0	.250
NEW YORK		14-9	2.97	23	23	0	23	4	4	212.0	183	73	70	12	8	112	7	191	8	1	.233
OPPONENTS		9-14	3.98	23	23	2	21	0	5	206.0	185	105	91	18	11	94	8	162	9	1	.242



Mets in June



MANAGER & COACHES

PLAYER BIDS

2010 FINAL STATS

METS VS. OPPONENTS

2010 RECAPS

MINOR LEAGUES

PLAYER	AVG	G	AB	R	H	TB	2B	3B	HR	RBI	SH	SF	HP	BB	IBB	SO	SB	CS	DP	E	SLG	OBP	AB	H	HR	RBI
Barajas,R	.183	19	60	5	11	13	2	0	0	1	0	0	3	3	0	10	0	0	1	1	.217	.258	0	0	0	0
Bay,J	.250	24	84	11	21	38	6	1	3	13	0	2	0	14	1	16	3	0	2	0	.452	.350	0	0	0	0
Bianco,H	.200	9	25	3	5	8	0	0	1	3	0	0	0	2	0	6	0	0	1	0	.320	.259	0	0	0	0
+Carter,C	.227	19	44	4	10	19	3	0	2	8	0	0	1	0	0	4	0	0	1	0	.432	.244	9	2	0	1
Castillo,L	.333	1	3	2	1	1	0	0	0	0	0	0	0	2	0	2	0	0	0	0	.333	.600	0	0	0	0
RIGHT	.000	2	0	0	0	0	0	0	0	0	0	0	0	2	0	2	0	0	0	0	.000	.500	0	0	0	0
LEFT	1.000	1	1	1	1	0	0	0	0	0	0	0	0	0	0	0	0	0	0	0	.000	1.000	0	0	0	0
Cora,A	.250	12	32	4	8	9	1	0	0	2	0	1	0	1	1	3	0	0	0	0	.281	.265	2	0	0	0
+Davis,I	.264	26	106	15	28	45	5	0	4	19	0	0	0	4	0	26	1	0	4	1	.425	.291	1	0	0	0
+Feliciano,J	.262	14	42	5	11	14	3	0	0	2	2	0	0	1	0	3	1	0	1	0	.333	.279	4	0	0	1
Francouer,J	.310	25	84	7	26	39	4	0	3	14	0	1	1	3	1	14	1	2	1	0	.464	.337	0	0	0	0
Matthews,G	.000	1	1	0	0	0	0	0	0	0	0	0	0	0	0	1	0	0	0	0	.000	.000	0	0	0	0
Pagan,A	.308	20	78	12	24	35	7	2	0	13	0	1	0	7	1	9	5	2	2	2	.449	.360	0	0	0	0
RIGHT	.296	27	8	10	2	0	0	0	3	0	1	0	1	0	3	1	0	4	1	0	.370	.310	0	0	0	0
LEFT	.314	51	16	25	5	2	0	10	0	0	0	6	1	6	6	1	0	0	0	0	.490	.386	0	0	0	0
Reyes,J	.314	25	105	21	33	56	4	2	5	11	1	1	0	8	0	12	7	1	0	2	.533	.360	0	0	0	0
RIGHT	.276	29	8	15	1	0	2	4	1	0	0	0	2	0	3	0	0	0	0	0	.517	.323	0	0	0	0
LEFT	.329	76	25	41	3	2	3	7	0	1	0	6	0	9	0	9	0	0	0	0	.539	.373	0	0	0	0
Tatis,F	.063	10	16	1	1	2	1	0	0	0	0	0	0	1	0	6	0	0	1	0	.125	.118	6	0	0	0
+Tejada,R	.279	18	61	13	17	21	4	0	0	4	2	0	2	2	0	9	0	0	0	2	.344	.323	0	0	0	0
+Thole,J	.500	4	6	0	3	3	0	0	0	2	0	0	0	0	0	0	0	0	0	0	.500	.500	3	3	0	2
Wright,D	.404	26	104	20	42	71	11	0	6	29	0	1	0	9	2	25	4	3	2	2	.683	.447	0	0	0	0
Dessens,E	.000	12	0	0	0	0	0	0	0	0	0	0	0	0	0	0	0	0	0	0	.000	.000	0	0	0	0
Dickey,R	.333	5	6	2	2	2	0	0	0	1	0	0	0	1	0	0	0	0	0	0	.333	.429	0	0	0	0
Feliciano,P	.000	14	0	0	0	0	0	0	0	0	0	0	0	0	0	0	0	0	0	0	.000	.000	0	0	0	0
+Igarashi,R	.000	8	0	0	0	0	0	0	0	0	0	0	0	0	0	0	0	0	0	0	.000	.000	0	0	0	0
+Mejia,J	.000	6	0	0	0	0	0	0	0	0	0	0	0	0	0	0	0	0	0	0	.000	.000	0	0	0	0
+Niese,J	.000	5	8	1	0	0	0	0	0	0	1	0	0	3	0	7	0	0	0	0	.000	.273	0	0	0	0
Nieve,F	.000	7	1	0	0	0	0	0	0	0	0	0	0	0	0	0	0	0	0	0	.000	.000	0	0	0	0
Parnell,R	.000	6	1	0	0	0	0	0	0	0	0	0	0	0	0	0	0	0	0	0	.000	.000	0	0	0	0
Pelfrey,M	.000	6	10	0	0	0	0	0	0	0	1	0	0	0	0	3	0	0	0	0	.000	.000	0	0	0	0
Rodriguez,F	.000	14	0	0	0	0	0	0	0	0	0	0	0	0	0	0	0	0	0	0	.000	.000	0	0	0	0
Santana,J	.000	5	6	0	0	0	0	0	0	0	0	0	0	0	0	1	0	0	0	0	.000	.000	0	0	0	0
+Takahashi,H	.000	5	3	0	0	0	0	0	0	2	0	0	0	0	0	1	0	0	0	0	.000	.000	0	0	0	0
+Valdes,R	.000	3	0	0	0	0	0	0	0	0	0	0	0	0	0	0	0	0	0	0	.000	.000	0	0	0	0
PITCHERS	.057	26	35	3	2	2	0	0	0	1	4	0	0	4	0	12	0	0	0	0	.057	.154	0	0	0	0
NEW YORK	.274	26	886	126	243	376	51	5	24	122	9	7	7	61	6	158	22	8	16	10	.424	.324	25	5	0	4
OPPONENT	.262	26	885	93	232	340	47	2	19	89	14	6	8	70	4	167	13	2	26	17	.384	.320	31	4	1	2
PITCHER	R/L	W-L	ERA	G	GS	CG	GF	SHO	SV	IP	H	R	ER	HR	HB	BB	IBB	SO	WP	BK	AVG					
Dessens,E	R	2-0	0.00	12	0	0	2	0	0	10.2	6	0	0	0	1	3	1	6	0	0	.176					
Dickey,R	R	4-1	3.06	5	5	0	0	0	0	32.1	30	12	11	0	0	8	0	26	2	0	.240					
Feliciano,P	L	1-1	1.64	14	0	0	2	0	0	11.0	13	2	2	0	0	2	1	12	0	0	.310					
+Igarashi,R	R	0-0	4.50	8	0	0	3	0	0	8.0	5	4	4	1	0	6	1	9	0	0	.185					
+Mejia,J	R	0-0	3.86	6	0	0	0	0	0	4.2	4	2	2	0	1	2	0	1	1	0	.222					
+Niese,J	L	4-0	2.67	5	5	1	0	1	0	33.2	26	10	10	2	3	9	0	24	1	0	.215					
Nieve,F	R	1-0	3.12	7	0	0	4	0	0	8.2	8	3	3	3	0	1	0	5	0	0	.242					
Parnell,R	R	0-0	1.35	6	0	0	1	0	0	6.2	6	1	1	0	0	2	1	9	0	0	.231					
Pelfrey,M	R	3-1	3.54	6	6	0	0	0	0	40.2	43	16	16	3	0	9	0	22	0	0	.281					
Rodriguez,F	R	0-0	2.35	14	0	0	11	0	9	15.1	17	4	4	1	1	3	0	23	1	0	.279					
Santana,J	L	1-3	4.68	5	5	0	0	0	0	32.2	36	17	17	2	1	14	0	12	0	2	.293					
+Takahashi,H	L	2-1	5.79	5	5	0	0	0	0	28.0	33	18	18	6	0	11	0	18	0	1	.297					
+Valdes,R	L	0-1	21.60	3	0	0	2	0	0	1.2	5	4	4	1	1	0	0	0	0	0	.455					
NEW YORK	18-8	3.54	26	26	1	25	4	9	234.0	232	93	92	19	8	70	4	167	5	3	262						
OPPONENTS	8-18	4.83	26	26	1	25	2	3	229.0	243	126	123	24	7	61	6	158	7	0	274						



Mets in July



MANAGER & COACHES

PLAYER BIOS

2010 FINAL STATS

METS VS. OPPONENTS

2010 RECAPS

MINOR LEAGUES

PLAYER	AVG	G	AB	R	H	TB	2B	3B	HR	RBI	SH	SF	HP	BB	IBB	SO	SB	CS	DP	E	SLG	OBP	AB	H	R	RBI
Barajas,R	.146	13	41	3	6	10	1	0	1	3	1	0	1	1	1	8	0	0	1	0	.244	.186	0	0	0	0
Bay,J	.194	19	72	4	14	18	2	1	0	11	0	0	1	6	0	24	0	0	2	1	250	.266	1	1	0	0
Beltran,C	.204	15	54	4	11	18	2	1	1	5	0	1	0	9	2	7	0	1	0	0	.333	.313	1	0	0	0
RIGHT	.182		11		2	6	1	0	1	1	0	0	0	1	0	2			0		.545	.250	0	0	0	0
LEFT	.209		43		9	12	1	0	0	4	0	1	0	8	2	5			0		.279	.327	1	0	0	0
Blanco,H	.235	7	17	0	4	4	0	0	0	0	0	0	0	0	0	1	0	0	0	1	.235	.235	0	0	0	0
+Carter,C	.273	19	22	0	6	6	0	0	0	0	0	0	0	2	0	4	0	0	0	0	.273	.333	11	2	0	0
Castillo,L	.214	11	42	6	9	11	2	0	0	0	0	0	0	4	1	2	0	1	2	0	.262	.283	0	0	0	0
RIGHT	.222		9		2	3	1	0	0	0	0	0	0	0	0	1			1		.333	.222	0	0	0	0
LEFT	.212		33		7	8	1	0	0	0	0	0	0	4	1	1			1		.242	.297	0	0	0	0
Cora,A	.161	18	56	4	9	14	1	2	0	6	0	0	1	2	0	7	3	0	1	0	.250	.203	4	0	0	0
+Davis,I	.214	26	98	13	21	45	6	0	6	18	0	0	0	10	0	28	0	0	1	1	459	.287	1	1	0	2
Evans,N	.000	2	0	0	0	0	0	0	0	0	0	0	0	0	0	1	0	0	0	0	.000	.000	2	0	0	0
+Feliciano,J	.375	9	16	3	6	9	1	1	0	0	0	0	0	0	0	0	0	1	0	0	.563	.375	5	1	0	0
Francoeur,J	.132	22	68	2	9	14	2	0	1	4	0	0	1	4	2	15	0	0	0	0	.206	.192	4	0	0	0
Hessman,M	.250	3	8	1	2	3	1	0	0	2	0	0	2	1	0	1	0	0	0	0	.375	.455	1	0	0	0
Pagan,A	.337	26	101	15	34	60	7	2	5	11	1	0	0	11	2	23	9	1	1	0	.594	.402	1	0	0	0
RIGHT	.182		22		4	10	3	0	1	3	0	0	0	3	0	5			0		.455	.280	1	0	0	0
LEFT	.380		79		30	50	4	2	4	8	1	0	0	8	2	18			1		.633	.437	0	0	0	0
Reyes,J	.310	16	71	9	22	30	5	0	1	6	2	0	0	3	0	8	1	3	0	4	.423	.338	0	0	0	0
RIGHT	.320		25		8	9	1	0	0	2	1	0	0	0	0	5			0		.360	.320	0	0	0	0
LEFT	.304		46		14	21	4	0	1	4	1	0	0	3	0	3			0		.457	.347	0	0	0	0
Tatis,F	.500	3	2	0	1	1	0	0	0	0	0	0	0	0	0	0	0	0	0	0	.500	.500	2	1	0	0
+Tejada,R	.108	14	37	3	4	4	0	0	0	1	2	1	3	4	1	9	1	2	0	1	.108	.244	0	0	0	0
+Thole,J	.289	19	38	3	11	15	1	0	1	4	0	0	0	9	0	5	0	0	2	0	.395	.426	5	2	0	1
+Turner,J	.125	4	8	1	2	1	0	0	0	0	0	0	0	1	0	0	0	0	0	0	.250	.222	1	0	0	0
Wright,D	.296	25	98	13	29	44	4	1	3	14	0	4	0	10	2	23	2	1	0	3	.449	.348	0	0	0	0
Acosta,M	.000	6	0	0	0	0	0	0	0	0	0	0	0	0	0	0	0	0	0	0	.000	.000	0	0	0	0
Dessens,E	.000	14	0	0	0	0	0	0	0	0	0	0	0	0	0	0	0	0	0	1	.000	.000	0	0	0	0
Dickey,R	.143	6	14	2	2	2	0	0	0	0	1	0	0	0	0	3	0	0	0	0	.143	.143	0	0	0	0
Feliciano,P	.000	15	0	0	0	0	0	0	0	0	0	0	0	0	0	0	0	0	0	0	.000	.000	0	0	0	0
+Igarashi,R	.000	2	0	0	0	0	0	0	0	0	0	0	0	0	0	0	0	0	0	0	.000	.000	0	0	0	0
+Niese,J	.273	5	11	1	3	5	2	0	0	1	0	0	0	1	0	6	0	0	0	0	.455	.333	0	0	0	0
Nieve,F	.000	5	0	0	0	0	0	0	0	0	0	0	0	0	0	0	0	0	0	0	.000	.000	0	0	0	0
Parnell,R	.000	14	0	0	0	0	0	0	0	0	0	0	0	0	0	0	0	0	0	0	.000	.000	0	0	0	0
Pelfrey,M	.000	5	7	0	0	0	0	0	0	0	0	0	0	0	0	2	0	0	0	1	.000	.000	0	0	0	0
Perez,O	.000	2	0	0	0	0	0	0	0	0	0	0	0	0	0	0	0	0	0	0	.000	.000	0	0	0	0
Rodriguez,F	.000	12	0	0	0	0	0	0	0	0	0	0	0	0	0	0	0	0	0	0	.000	.000	0	0	0	0
Santana,J	.125	6	16	1	2	5	0	0	1	1	1	0	0	0	0	8	0	0	0	0	.313	.125	0	0	0	0
+Takahashi,H	.000	6	6	0	0	0	0	0	0	0	2	0	0	0	0	1	0	0	0	0	.000	.000	0	0	0	0
+Valdes,R	.000	9	1	0	0	0	0	0	0	0	1	0	0	0	0	1	0	0	0	0	.000	.000	0	0	0	0
PITCHERS	.127	26	55	4	7	12	2	0	1	2	5	0	0	1	0	21	0	0	0	2	.218	.143	0	0	0	0
NEW YORK	.227	26	906	88	206	320	38	8	20	87	11	6	9	78	11	187	16	9	11	13	.353	.293	39	8	0	3
OPPONENT	.266	26	920	99	245	366	49	6	20	95	11	5	8	82	19	183	7	7	20	14	.398	.330	37	7	0	4

PITCHER	R/L	W-L	ERA	G	GS	CG	GF	SHO	SV	IP	H	R	ER	HR	HB	BB	IBB	SO	WP	BK	AVG
Acosta,M	R	0-0	1.93	6	0	0	0	0	0	4.2	3	1	1	0	0	0	0	7	0	0	.188
Dessens,E	R	0-0	2.45	14	0	0	1	0	0	11.0	10	3	3	0	2	7	2	3	0	0	.263
Dickey,R	R	1-3	1.51	6	6	0	0	0	0	41.2	33	10	7	3	0	9	3	24	3	0	.216
Feliciano,P	L	0-3	5.23	15	0	0	5	0	0	10.1	15	6	6	0	2	7	3	9	0	0	.341
+Igarashi,R	R	0-0	5.40	2	0	0	1	0	0	1.2	2	1	1	0	0	0	0	1	1	0	.333
+Niese,J	L	2-2	2.48	5	5	0	0	0	0	32.2	31	9	9	6	1	7	0	27	0	0	.244
Nieve,F	R	0-1	7.56	5	0	0	2	0	0	8.1	9	7	7	2	0	2	1	11	0	0	.265
Parnell,R	R	0-0	3.00	14	0	0	3	0	0	12.0	13	4	4	0	0	4	0	10	0	0	.295
Pelfrey,M	R	0-3	10.02	5	5	0	0	0	0	20.2	42	24	23	1	1	13	2	10	0	0	.429
Perez,O	L	0-1	3.86	2	0	0	1	0	0	2.1	2	1	1	1	1	3	2	1	0	0	.222
Rodriguez,F	R	2-1	3.65	12	0	0	11	0	4	12.1	11	5	5	0	0	7	4	13	1	0	.239
Santana,J	L	3-0	2.06	6	6	1	0	1	0	43.2	40	10	10	1	0	11	1	28	1	0	.241
+Takahashi,H	L	1-2	4.38	6	4	0	0	0	0	24.2	23	12	12	4	0	8	1	28	0	0	.250
+Valdes,R	L	0-1	4.26	9	0	0	1	0	0	12.2	11	6	6	2	1	4	0	11	0	0	.234
NEW YORK		9-17	3.43	26	26	1	25	3	4	238.2	245	99	91	20	8	82	19	183	6	0	.266
OPPONENTS		17-9	3.10	26	26	1	25	5	10	243.2	206	88	84	20	9	78	11	187	8	3	.227



Mets in August



MANAGER & COACHES

PLAYER BIDS

2010 FINAL STATS

METS VS. OPPONENTS

2010 RECAPS

MINOR LEAGUES

PLAYER	AVG	G	AB	R	H	TB	2B	3B	HR	RBI	SH	SF	HP	BB	IBB	SO	SB	CS	DP	E	SLG	OBP	AB	H	HR	RBI
Barajas,R	.348	7	23	4	8	19	2	0	3	6	0	0	1	2	2	5	0	0	1	0	.826	.423	0	0	0	0
NY	.000	1	3	0	0	0	0	0	0	0	0	0	0	0	0	1	0	0	0	0	.000	.000	0	0	0	0
Beltran,C	.227	28	88	5	20	29	6	0	1	9	0	2	0	16	3	19	1	0	3	0	.330	.340	2	1	0	0
RIGHT	.286	21	6	13	4	0	1	3	0	1	0	3	1	8	0	0	0	0	0	0	.619	.360	0	0	0	0
LEFT	.209	67	14	16	2	0	0	6	0	1	0	13	2	11	0	3	0	0	3	0	.239	.333	2	1	0	0
Blanco,H	.179	13	28	0	5	6	1	0	0	1	0	1	0	1	0	6	0	0	0	0	.214	.200	2	1	0	0
+Carter,C	.308	22	39	3	12	16	1	0	1	5	0	0	0	5	0	3	0	2	0	0	.410	.386	12	4	0	2
Castillo,L	.265	21	49	5	13	14	1	0	0	3	3	0	0	9	0	6	0	1	0	1	.286	.379	3	0	0	0
RIGHT	.300	10	3	3	0	0	0	1	0	0	0	1	0	0	0	0	0	0	0	0	.300	.364	0	0	0	0
LEFT	.256	39	10	11	1	0	0	2	3	0	0	8	0	6	0	6	0	0	0	0	.282	.383	3	0	0	0
Cora,A	.333	2	3	0	1	2	1	0	0	0	0	0	0	0	0	1	0	0	0	0	.667	.333	0	0	0	0
+Davis,I	.250	26	84	6	21	28	5	1	0	5	0	2	0	17	1	25	1	1	1	2	.333	.369	0	0	0	0
+Feliciano,	.182	8	11	0	2	2	0	0	0	0	0	0	0	0	0	3	0	0	0	0	.182	.182	7	1	0	0
Francœur,	.233	25	73	8	17	26	1	1	2	9	0	3	1	8	1	16	1	0	0	0	.356	.306	2	0	0	0
Hernandez,	.222	4	9	0	2	2	0	0	0	1	0	0	0	1	0	1	0	0	0	0	.222	.300	1	0	0	0
RIGHT	1.000	1	1	1	1	0	0	0	0	0	0	0	0	0	0	0	0	0	0	0	1.000	1.000	0	0	0	0
LEFT	.125	8	1	1	0	0	0	1	0	0	0	1	0	1	0	1	0	0	0	0	.125	.222	1	0	0	0
Hessman,M	.120	16	25	1	3	8	0	1	1	2	0	0	0	3	0	11	0	0	1	0	.320	.214	10	2	1	3
+Martinez,F	.167	7	18	1	3	3	0	0	0	2	0	1	2	1	0	5	0	0	0	0	.167	.273	1	0	0	0
Pagan,A	.231	27	108	10	25	34	6	0	1	10	3	1	0	4	0	25	9	1	1	2	.315	.257	1	0	0	0
RIGHT	.174	23	4	8	1	0	1	2	1	0	0	0	0	6	0	6	0	0	0	0	.348	.174	0	0	0	0
LEFT	.247	85	21	26	5	0	0	8	2	1	0	4	0	19	0	19	1	0	0	0	.306	.278	1	0	0	0
Reyes,J	.302	23	96	13	29	42	6	2	1	6	0	1	0	3	0	9	8	2	1	3	.438	.320	0	0	0	0
RIGHT	.190	21	4	4	0	0	0	0	0	0	0	1	0	1	0	1	0	0	0	0	.190	.227	0	0	0	0
LEFT	.333	75	25	38	6	2	1	6	0	1	0	2	0	8	0	8	0	0	2	1	.507	.346	0	0	0	0
+Tejada,R	.111	17	45	2	5	6	1	0	0	3	0	1	1	7	2	8	0	0	2	1	.133	.241	0	0	0	0
+Thole,J	.301	23	73	6	22	30	3	1	1	5	0	0	1	5	1	11	1	0	2	1	.411	.354	5	0	0	0
Wright,D	.225	27	102	16	23	40	3	1	4	9	0	1	1	8	1	25	3	1	0	5	.392	.286	0	0	0	0
Acosta,M	.000	10	0	0	0	0	0	0	0	0	0	0	0	0	0	0	0	0	0	0	.000	.000	0	0	0	0
Dessens,E	.000	7	0	0	0	0	0	0	0	0	0	0	0	0	0	0	0	0	0	0	.000	.000	0	0	0	0
Dickey,R	.231	6	13	2	3	4	1	0	0	3	2	0	0	1	0	2	0	0	0	0	.308	.286	0	0	0	0
Feliciano,	.000	10	0	0	0	0	0	0	0	0	0	0	0	0	0	0	0	0	0	0	1.000	.000	0	0	0	0
+Igarashi,R	.000	5	0	0	0	0	0	0	0	0	0	0	0	0	0	0	0	0	0	0	1.000	.000	0	0	0	0
Misch,P	.250	4	4	0	1	1	0	0	0	1	0	0	0	0	0	1	0	0	0	0	1.250	.250	0	0	0	0
+Niese,J	.000	7	12	0	0	0	0	0	0	0	2	0	0	2	0	8	0	0	0	0	.000	.143	0	0	0	0
Parnell,R	.000	11	0	0	0	0	0	0	0	0	0	0	0	0	0	0	0	0	0	0	.000	.000	0	0	0	0
Pelfrey,M	.091	5	11	0	1	1	0	0	0	2	0	0	0	0	0	1	0	0	1	0	.091	.091	0	0	0	0
Perez,O	.000	2	0	0	0	0	0	0	0	0	0	0	0	0	0	0	0	0	0	0	.000	.000	0	0	0	0
Rodriguez,	.000	4	0	0	0	0	0	0	0	0	0	0	0	0	0	0	0	0	0	0	.000	.000	0	0	0	0
Santana,J	.250	6	16	1	4	5	1	0	0	1	0	0	0	0	0	4	0	0	0	0	.313	.250	0	0	0	0
+Takahashi,	.000	10	0	0	0	0	0	0	0	0	0	0	0	0	0	0	0	0	0	0	.000	.000	0	0	0	0
+Valdes,R	.000	2	0	0	0	0	0	0	0	0	0	0	0	0	0	0	0	0	0	0	.000	.000	0	0	0	0
PITCHERS	.161	28	56	3	9	11	2	0	0	3	8	0	0	3	0	16	0	0	1	3	.196	.203	0	0	0	0
NEW YORK	.233	28	910	79	212	299	37	7	12	74	14	13	6	91	9	191	24	9	12	18	.329	.303	46	9	1	5
OPPONENT	.260	28	949	114	247	372	45	4	24	110	9	8	8	62	6	182	9	5	17	18	.392	.309	42	13	0	5
PITCHER	R/L	W-L	ERA	G	GS	CG	GF	SHO	SV	IP	H	R	ER	HR	HB	BB	IBB	SO	WP	BK	AVG					
Acosta,M	R	1-0	5.06	10	0	0	3	0	1	10.2	11	6	6	1	0	6	1	8	2	0	.297					
Dessens,E	R	1-0	4.50	7	0	0	0	0	0	8.0	11	5	4	2	0	3	2	2	0	0	.314					
Dickey,R	R	2-1	3.12	6	6	1	0	1	0	40.1	39	16	14	4	1	9	0	25	3	0	.252					
Feliciano	L	1-0	6.75	10	0	0	2	0	0	5.1	10	4	4	0	0	3	0	6	0	0	.385					
+Igarashi,	R	0-0	3.38	5	0	0	3	0	0	5.1	5	2	2	0	0	1	0	5	0	0	.250					
Misch,P	L	0-4	5.14	4	4	0	0	0	0	21.0	29	16	12	2	2	1	1	8	0	0	.322					
+Niese,J	L	1-3	4.43	7	7	1	0	0	0	40.2	43	26	20	4	3	14	0	40	2	0	.272					
Parnell,R	R	0-1	3.72	11	0	0	4	0	0	9.2	12	5	4	0	0	0	0	10	0	0	.293					
Pelfrey,M	R	3-2	1.82	5	5	0	0	0	0	34.2	31	10	7	3	3	7	1	15	0	0	.238					
Perez,O	L	0-0	15.00	2	0	0	1	0	0	3.0	6	5	5	1	0	3	0	2	1	0	.429					
Rodriguez	R	0-0	0.00	4	0	0	4	0	3	4.2	1	0	0	0	0	1	0	3	0	0	.067					
Santana,J	L	2-4	2.72	6	6	3	0	1	0	46.1	39	14	14	6	1	10	0	47	1	0	.225					
+Takahashi	L	1-1	1.59	10	0	0	5	0	2	11.1	8	4	2	0	0	2	1	9	0	0	.178					
+Valdes,R	L	0-0	3.00	2	0	0	1	0	0	3.0	2	1	1	1	0	1	0	2	0	0	.200					
NEW YORK		12-16	3.50	28	28	5	23	4	6	244.0	247	114	95	24	8	62	6	182	9	0	.260					
OPPONENTS		16-12	2.69	28	28	1	27	1	9	247.2	212	79	74	12	6	91	9	191	5	1	.233					



Mets in September / October



MANAGER & COACHES

PLAYER BIOS

2010 FINAL STATS

METS VS. OPPONENTS

2010 RECAPS

MINOR LEAGUES

PLAYER	AVG	G	AB	R	H	TB	2B	3B	HR	RBI	SH	SF	HP	BB	IBB	SO	SB	CS	DP	E	SLG	OBP	AB	H	R	RBI
+Arias,J	.200	22	30	5	6	7	1	0	0	4	1	0	0	2	0	6	0	0	0	2	.233	.250	6	2	0	2
Beltran,C	.321	21	78	12	25	47	3	2	5	13	0	1	1	5	0	13	2	0	1	0	.603	.365	1	0	0	0
RIGHT	.375	16	6	12	0	2	2	0	0	1	1	0	1	0	1	0	0	0	0	0	.750	.444	1	0	0	0
LEFT	.306	62	19	35	3	2	3	11	0	1	0	4	0	12				1		.565	.343	0	0	0	0	
Bianco,H	.000	5	14	1	0	0	0	0	0	0	0	0	2	1	3	0	0	0	0	0	.000	.125	0	0	0	0
+Carter,C	.250	27	44	5	11	17	3	0	1	7	0	0	0	4	0	5	1	0	0	0	.386	.313	16	8	1	5
Castillo,L	.133	10	15	4	2	2	0	0	0	0	1	0	0	2	0	7	1	0	2	0	.133	.235	3	0	0	0
RIGHT	.000	1	0	0	0	0	0	0	0	0	0	0	0	0	1	0	0	0	0	0	.000	.000	0	0	0	0
LEFT	.143	14	2	2	0	0	0	1	0	0	1	0	0	2	0	6			2	.143	.250	3	0	0	0	
+Davis,I	.330	30	103	17	34	54	8	0	4	14	0	2	0	19	2	21	1	1	3	2	.524	.427	1	0	0	0
+Duda,L	.202	29	84	11	17	35	6	0	4	13	0	1	1	6	0	22	0	0	2	0	.417	.261	4	1	0	3
Evans,N	.324	18	34	5	11	17	3	0	1	5	0	0	1	0	9	0	0	1	0	0	.500	.343	12	5	0	2
+Feliciano,J	.154	23	39	4	6	6	0	0	0	1	1	1	1	5	0	6	0	0	1	0	.154	.261	5	1	0	0
Hernandez,L	.257	13	35	4	9	16	1	0	2	5	0	0	1	1	0	6	1	0	1	0	.457	.297	2	0	0	0
RIGHT	.400	5	2	5	0	0	1	2	0	0	0	0	0	0	0	0	0	0	0	.000	.400	0	0	0	0	
LEFT	.233	30	7	11	1	0	1	3	0	0	1	1	0	6						.367	.281	2	0	0	0	
Hessman,M	.091	13	22	4	2	3	1	0	0	1	0	0	0	4	1	11	0	0	1	0	.136	.231	7	1	0	1
+Nickeas,M	.200	5	10	0	2	2	0	0	0	0	0	0	0	0	0	5	0	0	1	1	.200	.200	1	0	0	0
Pagan,A	.274	28	113	13	31	38	4	0	1	12	0	0	1	4	1	13	5	2	2	1	.336	.305	1	0	0	0
RIGHT	.333	21	7	10	3	0	0	9	0	0	0	0	2	1	1				1	.476	.391	1	0	0	0	
LEFT	.261	92	24	28	1	0	1	3	0	0	1	2	0	12						.304	.284	0	0	0	0	
Reyes,J	.256	21	86	10	22	39	4	2	3	10	1	0	0	6	1	8	2	3	2	3	.453	.304	0	0	0	0
RIGHT	.316	19	6	7	1	0	0	2	0	0	0	2	0	1	2				2	.368	.381	0	0	0	0	
LEFT	.239	67	16	32	3	2	3	8	1	0	0	4	1	7				0		.478	.282	0	0	0	0	
+Tejada,R	.284	26	67	9	19	29	7	0	1	7	2	1	1	8	0	11	1	0	0	4	.433	.364	0	0	0	0
+Thole,J	.235	27	85	8	20	26	3	0	1	6	0	0	0	10	0	9	0	0	4	2	.306	.316	1	0	0	0
Wright,D	.248	28	101	14	25	54	5	0	8	17	0	1	0	10	3	23	1	2	4	4	.535	.313	1	0	0	0
Acosta,M	.000	13	0	0	0	0	0	0	0	0	0	0	0	0	0	0	0	0	0	0	.000	.000	0	0	0	0
Dessens,E	.000	17	0	0	0	0	0	0	0	0	0	0	0	0	0	0	0	0	0	0	.000	.000	0	0	0	0
Dickey,R	.385	7	13	1	5	6	1	0	0	0	1	0	0	1	0	2	0	0	0	0	.462	.429	0	0	0	0
Feliciano,	.000	23	0	0	0	0	0	0	0	0	0	0	0	0	0	0	0	0	0	0	.000	.000	0	0	0	0
+Gee,D	.167	5	12	0	2	3	1	0	0	1	0	0	0	0	0	8	0	0	0	0	.250	.167	0	0	0	0
Green,S	.000	10	0	0	0	0	0	0	0	0	0	0	0	0	0	0	0	0	0	0	.000	.000	0	0	0	0
+Igarashi,R	.000	7	0	0	0	0	0	0	0	0	0	0	0	0	0	0	0	0	0	0	.000	.000	0	0	0	0
+Mejia,J	.333	3	3	1	1	0	0	0	0	0	0	0	0	0	0	1	0	0	0	0	.333	.333	0	0	0	0
Misch,P	.000	8	4	0	0	0	0	0	0	0	0	0	0	0	0	3	0	0	0	0	.000	.000	0	0	0	0
+Niese,J	.500	5	8	0	4	4	0	0	0	3	1	0	0	1	0	2	0	0	0	0	.500	.556	0	0	0	0
Parnell,R	.000	10	0	0	0	0	0	0	0	0	0	0	0	0	0	0	0	0	0	0	.000	.000	0	0	0	0
Pelfrey,M	.143	7	14	0	2	2	0	0	0	1	2	0	0	0	0	3	0	0	1	0	.143	.143	0	0	0	0
Perez,O	.000	2	0	0	0	0	0	0	0	0	0	0	0	0	0	0	0	0	0	0	.000	.000	0	0	0	0
Santana,J	.500	1	2	0	1	1	0	0	0	0	0	0	0	0	0	0	0	0	0	0	.500	.500	0	0	0	0
+Takahashi,H	.000	14	0	0	0	0	0	0	0	0	0	0	0	0	0	0	0	0	0	0	.000	.000	0	0	0	0
+Valdes,R	.000	7	2	0	0	0	0	0	0	0	1	0	0	0	0	1	0	0	0	0	.000	.000	0	0	0	0
PITCHERS	.259	30	58	2	15	17	2	0	0	5	5	0	0	2	0	20	0	0	1	0	.293	.283	0	0	0	0
NEW YORK	.252	30	1018	128	257	409	51	4	31	120	11	7	6	91	9	198	15	8	26	19	.402	.316	61	18	1	13
OPPONENT	.248	30	1010	127	250	388	56	5	24	124	15	5	16	102	13	180	6	4	30	16	.384	.325	47	10	0	2

PITCHER	R/L	W-L	ERA	G	GS	CG	GF	SHO	SV	IP	H	R	ER	HR	HB	BB	IBB	SO	WP	BK	AVG
Acosta,M	R	1-1	1.46	13	0	0	4	0	0	12.1	8	2	2	1	0	4	0	13	1	0	.182
Dessens,E	R	1-1	2.63	17	0	0	3	0	0	13.2	11	4	4	2	0	3	1	4	0	0	.216
Dickey,R	R	2-4	3.73	7	6	1	0	0	0	41.0	42	18	17	4	3	9	0	17	3	0	.275
Feliciano,P	L	0-0	3.52	23	0	0	2	0	0	15.1	8	6	6	0	3	5	1	11	0	0	.157
+Gee,D	R	2-2	2.18	5	5	0	0	0	0	33.0	25	10	8	2	0	15	2	17	0	0	.212
Green,S	R	0-0	3.24	10	0	0	0	0	0	8.1	5	5	3	0	4	8	3	11	0	0	.167
+Igarashi,R	R	1-0	7.94	7	0	0	1	0	0	5.2	4	5	5	1	0	6	1	0	0	0	.200
+Mejia,J	R	0-2	7.94	3	3	0	0	0	0	11.1	17	11	10	1	0	5	1	5	4	0	.340
Misch,P	L	0-0	2.16	8	2	0	2	0	0	16.2	14	4	4	2	1	2	0	15	0	0	.226
+Niese,J	L	1-3	7.11	5	5	0	0	0	0	25.1	36	26	20	4	0	14	2	24	2	0	.340
Parnell,R	R	0-0	2.70	10	0	0	2	0	0	6.2	10	3	2	1	0	2	1	4	0	0	.357
Pelfrey,M	R	2-2	3.86	7	7	0	0	0	0	44.1	40	20	19	2	2	13	2	22	0	0	.242
Perez,O	L	0-1	7.71	2	0	0	1	0	0	2.1	3	2	2	0	1	3	0	4	0	0	.300
Santana,J	L	1-0	1.80	1	1	0	0	0	0	5.0	3	1	1	1	0	1	0	3	0	0	.176
+Takahashi,H	L	2-0	1.13	14	0	0	13	0	6	16.0	12	2	2	1	0	5	0	14	1	0	.211
+Valdes,R	L	1-0	5.54	7	1	0	1	0	0	13.0	12	8	8	2	2	9	0	10	0	0	.250
NEW YORK		14-16	3.77	30	30	1	29	1	6	270.0	250	127	113	24	16	102	13	180	12	0	.248
OPPONENTS		16-14	3.77	30	30	1	29	1	12	270.0	257	128	113	31	6	91	9	198	8	1	.252

2010 Mets vs. *Right*

MANAGER & COACHES
 PLAYER BIOS
 2010 FINAL STATS
 METS VS. OPPONENTS
 2010 RECAPS
 MINOR LEAGUES

BATTER	AVG	G	AB	R	H	2B	3B	HR	RBI	SH	SF	HP	BB	SO	SB	CS	DP	SLG	OBP
Arias, J	.136	16	22	1	3	0	0	0	2	1	0	0	1	6	0	0	0	.136	.174
SEASON TOTALS	.232	58	95	15	22	4	1	0	9	1	0	0	2	18	1	0	2	.295	.247
Barajas, R	.242	70	190	25	46	10	0	10	29	1	2	6	6	26	0	0	3	.453	.284
SEASON TOTALS	.256	91	234	31	60	13	0	14	40	1	3	7	9	36	0	0	4	.491	.300
Bay, J	.258	93	267	35	69	16	6	4	32	0	2	5	29	70	5	0	7	.408	.340
Beltran, C	.244	60	172	15	42	6	3	3	21	0	3	0	25	28	3	1	4	.366	.335
Blanco, H	.239	43	88	5	21	2	0	2	5	0	1	0	8	18	1	0	1	.330	.299
Carter, C	.269	99	160	15	43	9	0	4	24	0	0	1	12	16	1	2	2	.400	.324
Castillo, L	.232	82	177	21	41	2	1	0	12	8	1	0	32	19	8	2	4	.254	.348
Catalanotto, F	.167	24	24	2	4	1	0	0	1	0	0	0	1	4	0	0	0	.208	.200
Cora, A	.215	57	144	13	31	6	3	0	16	2	1	2	9	13	3	1	4	.299	.269
SEASON TOTALS	.221	59	145	13	32	6	3	0	16	2	1	2	9	13	3	1	4	.303	.274
Davis, I	.254	143	401	59	102	24	1	16	52	0	3	1	58	102	1	2	10	.439	.348
Duda, L	.215	27	65	10	14	4	0	4	12	0	1	1	6	15	0	0	2	.462	.288
Evans, N	.267	11	15	2	4	0	0	0	1	0	0	0	0	5	0	0	0	.267	.267
Feliciano, J	.237	50	93	11	22	4	1	0	3	2	1	1	6	8	1	0	3	.301	.287
Francouer, J	.223	114	301	29	67	12	2	8	41	0	8	6	18	58	3	1	4	.355	.273
SEASON TOTALS	.231	128	334	35	77	13	2	9	47	0	9	7	18	63	3	1	6	.362	.277
Hernandez, L	.211	16	38	3	8	1	0	1	4	0	0	1	2	7	1	0	1	.316	.268
Hessman, M	.071	16	28	1	2	0	0	0	0	0	0	2	3	14	0	0	0	.071	.212
Jacobs, M	.217	7	23	1	5	1	0	1	2	1	0	0	3	6	0	0	0	.391	.308
Martinez, F	.167	7	18	1	3	0	0	0	2	0	1	2	1	5	0	1	0	.167	.273
Matthews, G	.205	26	44	8	9	3	0	0	1	0	0	0	4	16	0	0	1	.273	.271
Nickeas, M	.286	4	7	0	2	0	0	0	0	0	0	0	0	3	0	0	1	.286	.286
Pagan, A	.300	142	437	64	131	21	7	8	49	3	2	1	36	79	27	7	6	.435	.353
Reyes, J	.274	127	424	57	116	24	10	9	43	3	3	0	23	53	22	4	3	.441	.309
Tatis, F	.048	24	21	4	1	0	0	1	2	1	0	0	2	7	0	0	0	.190	.130
Tejada, R	.185	70	162	21	30	9	0	1	14	6	3	7	16	30	2	0	2	.259	.282
Thole, J	.299	70	174	14	52	7	1	3	17	0	0	1	22	22	1	0	6	.402	.381
Turner, J	.250	2	4	1	1	1	0	0	0	0	0	0	0	0	0	0	0	.500	.250
SEASON TOTALS	.091	7	11	1	1	1	0	0	0	0	0	0	0	3	0	0	0	.182	.091
Wright, D	.267	152	460	64	123	27	1	20	77	0	9	2	51	135	12	6	8	.461	.337
PITCHERS	.187		225	13	42	9	0	0	12	29	0	0	12	69	0	0	2	.227	.228
TOTALS	.247		4184	495	1034	199	36	95	474	57	41	39	386	834	91	27	74	.380	.314

PITCHER	AVG	AB	H	HR	HB	BB	SO
Acosta, M	.245	94	23	3	0	15	30
Dessens, E	.243	115	28	3	3	10	10
Dickey, R	.269	383	103	9	3	17	53
Feliciano, P	.336	119	40	1	1	20	21
Gee, D	.239	71	17	0	0	7	12
Green, S	.172	29	5	1	4	3	10
Igarashi, R	.239	71	17	3	0	11	18
Maine, J	.357	98	35	5	2	16	18
Mejia, J	.340	100	34	2	2	11	9
Misch, P	.280	118	33	2	1	3	19
Niese, J	.283	562	159	14	3	49	119
Nieve, F	.231	108	25	4	1	17	28
Parnell, B	.276	87	24	0	0	5	23
Pelfrey, M	.272	372	101	1	4	27	54
Perez, O	.317	142	45	6	1	31	27
Rodriguez, F	.188	117	22	1	1	13	43
Santana, J	.229	547	125	12	0	42	108
Stoner, T	.375	8	3	0	0	1	0
Takahashi, H	.264	345	91	13	0	34	77
Valdes, R	.216	139	30	3	2	24	29
TOTALS	.265	3625	960	83	28	356	708

2010 Mets vs. Left

BATTER	AVG	G	AB	R	H	2B	3B	HR	RBI	SH	SF	HP	BB	SO	SB	CS	DP	SLG	OBP
Arias,J	.375	9	8	4	3	1	0	0	2	0	0	0	1	0	0	0	0	.500	.444
SEASON TOTALS	.333	23	33	8	11	2	0	0	4	1	0	0	2	5	0	0	0	.394	.371
Barajas,R	.169	31	59	5	10	1	0	2	5	0	1	0	2	13	0	0	1	.288	.194
SEASON TOTALS	.190	41	79	8	15	1	0	3	7	0	1	1	4	18	0	0	2	.316	.235
Bay,J	.259	40	81	13	21	4	0	2	15	0	2	0	15	21	5	0	0	.383	.367
Beltran,C	.292	26	48	6	14	5	0	4	6	0	1	1	5	11	0	0	0	.646	.364
Blanco,H	.167	23	42	5	7	3	0	0	3	0	2	0	3	8	0	0	0	.238	.213
Carter,C	.143	5	7	0	1	0	0	0	0	0	0	0	0	1	0	0	0	.143	.143
Castillo,L	.243	39	70	7	17	2	1	0	5	3	1	0	7	6	0	1	2	.300	.308
Catalanotto,F	.000	1	1	0	0	0	0	0	0	0	0	0	0	1	0	0	0	.000	.000
Cora,A	.160	19	25	1	4	0	0	0	4	0	1	2	1	3	1	0	0	.160	.241
SEASON TOTALS	.161	21	31	1	5	0	0	0	4	0	1	2	1	3	1	0	0	.161	.229
Davis,I	.295	81	122	14	36	9	0	3	19	0	2	0	14	36	2	0	3	.443	.362
Duda,L	.158	13	19	1	3	2	0	0	1	0	0	0	0	7	0	0	0	.263	.158
Evans,N	.333	14	21	3	7	3	0	1	4	0	0	0	1	5	0	0	1	.619	.364
Feliciano,J	.200	12	15	1	3	0	0	0	1	0	1	0	0	4	0	0	0	.200	.200
Francoeur,J	.280	53	100	14	28	4	0	3	13	0	2	1	11	18	5	1	3	.410	.351
SEASON TOTALS	.300	60	120	17	36	5	0	4	18	0	2	1	12	18	5	2	3	.442	.363
Hernandez,L	.500	6	6	1	3	0	0	1	2	0	0	0	0	0	0	0	0	1.000	.500
Hessman,M	.185	20	27	5	5	2	1	1	6	0	0	0	5	9	0	0	2	.444	.313
Jacobs,M	.000	1	1	0	0	0	0	0	0	0	0	0	0	1	0	0	0	.000	.000
Matthews,G	.143	13	14	1	2	0	0	0	1	0	0	0	2	8	1	0	0	.143	.250
Nickeas,M	.000	2	3	0	0	0	0	0	0	0	0	0	0	2	0	0	0	.000	.000
Pagan,A	.261	81	142	16	37	10	0	3	20	3	1	0	8	18	10	2	3	.394	.298
Reyes,J	.309	67	139	26	43	5	0	2	11	1	0	2	8	10	8	6	5	.388	.356
Tatis,F	.250	29	44	2	11	4	0	1	4	0	0	0	4	12	0	0	1	.409	.313
Tejada,R	.296	29	54	7	16	3	0	0	1	0	0	1	6	8	0	2	0	.352	.377
Thole,J	.143	24	28	3	4	0	0	0	0	0	0	0	2	3	0	0	2	.143	.200
Turner,J	.000	3	4	0	0	0	0	0	0	0	0	0	1	0	0	0	0	.000	.200
SEASON TOTALS	.000	4	6	0	0	0	0	0	0	0	0	0	1	0	0	0	0	.000	.143
Wright,D	.339	70	127	23	43	9	2	9	26	0	3	0	18	26	7	5	4	.654	.412
PITCHERS	.122	74	3	9	0	0	1	4	8	0	0	0	2	30	0	0	0	.162	.145
TOTALS	.255		1281	161	327	67	4	33	151	17	16	7	116	261	39	17	27	.391	.317

PITCHER	AVG	AB	H	HR	HB	BB	SO
Acosta,M	.163	43	7	1	0	3	12
Dessens,E	.232	56	13	1	0	6	6
Dickey,R	.226	274	62	4	1	25	51
Feliciano,P	.211	123	26	0	5	10	35
Gee,D	.170	47	8	2	0	8	5
Green,S	.333	6	2	0	0	5	2
Igarashi,R	.279	43	12	1	0	7	7
Maine,J	.200	60	12	3	0	9	21
Mejia,J	.203	59	12	1	1	9	13
Misch,P	.294	34	10	2	0	1	4
Niese,J	.266	124	33	6	6	13	29
Nieve,F	.240	50	12	6	1	5	10
Parnell,B	.327	52	17	1	0	3	10
Pelfrey,M	.279	402	112	11	2	41	59
Perez,O	.214	42	9	3	3	11	10
Rodriguez,F	.245	94	23	2	1	8	24
Santana,J	.273	198	54	4	2	13	36
Stoner,T	.000	2	0	0	0	0	0
Takahashi,H	.217	115	25	0	0	9	37
Valdes,R	.330	88	29	4	2	3	27
TOTALS	.250	1912	478	52	24	189	398

MANAGER & COACHES
 PLAYER BIOS
 2010 FINAL STATS
 METS VS. OPPONENTS
 2010 RECAPS
 MINOR LEAGUES

2010 Mets at Home

MANAGER & COACHES
 PLAYER BIDS
 2010 FINAL STATS
 METS VS. OPPONENTS
 2010 RECAPS
 MINOR LEAGUES

BATTER	AVG	G	AB	R	H	2B	3B	HR	RBI	SH	SF	HP	BB	SO	SB	CS	DP	E
Arias,J	.133	11	15	2	2	0	0	0	1	0	0	0	1	3	0	0	0	1
SEASON TOTALS	.250	40	68	12	17	2	0	0	10	1	0	0	2	9	0	0	2	3
Barajas,R	.217	36	120	17	26	7	0	5	16	1	2	4	5	21	0	0	3	2
SEASON TOTALS	.228	47	149	22	34	7	0	7	22	1	3	5	8	24	0	0	5	2
Bay,J	.277	44	159	23	44	12	4	3	26	0	2	3	22	35	4	0	2	1
Beltran,C	.255	27	94	8	24	4	0	3	13	0	2	0	9	16	1	0	2	0
Blanco,H	.240	20	50	4	12	2	0	2	5	0	2	0	3	13	1	0	0	1
Carter,C	.283	40	60	2	17	3	0	1	8	0	0	0	4	7	0	1	0	0
Castillo,L	.227	42	110	12	25	0	1	0	10	5	1	0	20	7	6	1	3	1
Catalanotto,F	.083	13	12	0	1	1	0	0	0	0	0	0	4	0	0	0	0	0
Cora,A	.212	33	85	6	18	3	1	0	10	1	0	3	7	4	1	1	2	2
SEASON TOTALS	.209	35	91	6	19	3	1	0	10	1	0	3	7	4	1	1	2	2
Davis,I	.271	73	251	38	68	18	1	8	38	0	4	0	40	63	1	1	8	5
Duda,L	.240	16	50	8	12	4	0	3	7	0	0	1	1	10	0	0	0	0
Evans,N	.238	12	21	3	5	1	0	1	2	0	0	0	1	5	0	0	1	0
Feliciano,J	.219	33	73	9	16	2	1	0	2	3	1	0	5	7	0	0	2	0
Francoeur,J	.223	61	202	17	45	11	1	5	31	0	5	3	11	41	3	0	2	1
SEASON TOTALS	.226	67	217	20	49	12	1	5	33	0	6	4	11	43	3	0	3	2
Hernandez,L	.118	7	17	1	2	0	0	1	1	0	0	1	1	5	0	0	0	0
Hessman,M	.156	17	32	3	5	1	1	0	3	0	0	2	4	13	0	0	0	0
Jacobs,M	.133	4	15	1	2	0	0	1	2	0	0	0	1	4	0	0	0	0
Martinez,F	.125	3	8	0	1	0	0	0	1	0	1	2	1	3	0	0	0	0
Matthews,G	.120	16	25	3	3	1	0	0	0	0	0	0	5	12	0	0	0	0
Nickeas,M	.286	3	7	0	2	0	0	0	0	0	0	0	0	4	0	0	0	1
Pagan,A	.320	76	291	45	93	13	6	6	35	2	1	0	20	44	22	4	6	3
Reyes,J	.291	71	285	50	83	10	6	8	27	2	2	2	19	26	17	3	5	6
Tatis,F	.318	18	22	4	7	1	0	1	5	1	0	0	3	5	0	0	0	0
Tejada,R	.226	40	106	13	24	8	0	0	6	2	0	4	14	14	1	1	0	3
Thole,J	.275	37	109	5	30	4	0	2	4	0	0	1	13	12	0	0	5	3
Wright,D	.288	79	274	48	79	15	3	12	52	0	6	1	45	69	9	3	6	14
PITCHERS	.194	81	155	12	30	4	0	1	9	16	0	0	8	51	0	0	1	4
TOTALS	.255	81	2648	334	676	125	25	63	314	33	29	27	263	498	66	15	48	48

PITCHER	ERA	W-L	G	GS	CG	SHO	SV	IP	AB	H	R	ER	HR	HB	BB	SO	WP	OPP	AVG
Acosta,M	4.12	1-1	20	0	0	0	0	19.2	72	18	9	9	3	0	10	26	2	.250	
Dessens,E	1.99	2-1	24	0	0	0	0	22.2	83	19	7	5	2	2	5	9	0	.229	
Dickey,R	1.99	7-3	12	11	2	1	0	81.1	295	69	19	18	3	2	20	49	4	.234	
Feliciano,P	3.66	1-1	44	0	0	0	0	32.0	118	26	13	13	0	4	15	28	1	.220	
Gee,D	2.37	0-2	3	3	0	0	0	19.0	71	18	7	5	0	0	10	8	0	.254	
Green,S	4.91	0-0	8	0	0	0	0	7.1	28	5	6	4	1	3	6	8	0	.179	
Igarashi,R	2.87	1-0	17	0	0	0	0	15.2	52	8	5	5	0	0	8	11	1	.154	
Maine,J	3.92	1-1	4	4	0	0	0	20.2	81	23	10	9	5	0	10	20	2	.284	
Mejia,J	4.19	0-2	16	2	0	0	0	19.1	73	18	10	9	2	2	11	9	3	.247	
Misch,P	1.96	0-2	7	3	0	0	0	23.0	90	23	9	5	1	0	3	17	0	.256	
Niese,J	4.29	4-6	16	16	1	1	0	92.1	365	98	52	44	9	5	36	79	3	.268	
Nieve,F	0.79	2-0	24	0	0	0	0	22.2	78	14	2	2	2	1	8	18	0	.179	
Parnell,B	3.07	0-0	20	0	0	0	0	14.2	60	18	6	5	1	0	3	15	0	.300	
Pelfrey,M	2.83	10-3	19	19	0	0	0	124.0	463	114	40	39	4	4	44	72	0	.246	
Perez,O	7.52	0-3	7	4	0	0	0	20.1	81	22	19	17	0	2	23	17	3	.272	
Rodriguez,F	0.88	2-1	28	0	0	0	13	30.2	112	21	3	3	2	1	10	35	3	.188	
Santana,J	3.24	7-4	13	13	2	2	0	89.0	335	84	32	32	3	1	27	61	0	.251	
Takahashi,H	3.12	7-3	30	5	0	0	3	60.2	223	52	21	21	5	0	22	65	0	.233	
Valdes,R	4.15	2-1	18	1	0	0	1	26.0	97	26	12	12	4	1	14	21	2	.268	
TOTALS	3.07	47-34	81	81	5	16	17	741.0	2777	676	282	253	47	28	285	568	24	.243	

2010 Mets on the Road

MANAGER & COACHES

PLAYER BIOS

2010 FINAL STATS

METS VS. OPPONENTS

2010 RECAPS

MINOR LEAGUES

BATTER	AVG	G	AB	R	H	2B	3B	HR	RBI	SH	SF	HP	BB	SO	SB	CS	DP	E
Arias,J	.267	11	15	3	4	1	0	0	3	1	0	0	1	3	0	0	0	1
SEASON TOTALS	.267	32	60	11	16	4	1	0	3	1	0	0	2	14	1	0	0	1
Barajas,R	.233	38	129	13	30	4	0	7	18	0	1	2	3	18	0	0	1	1
SEASON TOTALS	.250	52	164	17	41	7	0	10	25	0	1	3	5	30	0	0	1	1
Bay,J	.243	51	189	25	46	8	2	3	21	0	2	2	22	56	6	0	5	0
Beltran,C	.254	37	126	13	32	7	3	4	14	0	2	1	21	23	2	1	2	0
Blanco,H	.200	30	80	6	16	3	0	0	3	0	1	0	8	13	0	0	1	0
Carter,C	.252	60	107	13	27	6	0	3	16	0	0	1	8	10	1	1	2	0
Castillo,L	.241	44	137	16	33	4	1	0	7	6	1	0	19	18	2	2	3	1
Catalanotto,F	.231	12	13	2	3	0	0	0	1	0	0	0	1	1	0	0	0	0
Cora,A	.202	29	84	8	17	3	2	0	10	1	2	1	3	12	3	0	2	0
SEASON TOTALS	.212	31	85	8	18	3	2	0	10	1	2	1	3	12	3	0	2	0
Davis,J	.257	74	272	35	70	15	0	11	33	0	1	1	32	75	2	1	5	4
Duda,L	.147	13	34	3	5	2	0	1	6	0	1	0	5	12	0	0	2	0
Evans,N	.400	8	15	2	6	2	0	0	3	0	0	0	0	5	0	0	0	0
Feliciano,J	.257	21	35	3	9	2	0	0	1	0	0	1	1	5	1	0	1	0
Francoeur,J	.251	63	199	26	50	5	1	6	23	0	5	4	18	35	5	2	5	2
SEASON TOTALS	.270	72	237	32	64	6	1	8	32	0	5	4	19	38	5	3	6	2
Hernandez,L	.333	10	27	3	9	1	0	1	5	0	0	0	1	2	1	0	1	0
Hessman,M	.087	15	23	3	2	1	0	1	3	0	0	0	4	10	0	0	2	0
Jacobs,M	.333	3	9	0	3	1	0	0	0	1	0	0	2	3	0	0	0	1
Martinez,F	.200	4	10	1	2	0	0	0	1	0	0	0	0	2	0	1	0	0
Matthews,G	.242	20	33	6	8	2	0	0	1	1	0	0	1	12	1	0	1	0
Nickeas,M	.000	2	3	0	0	0	0	0	0	0	0	0	0	1	0	0	1	0
Pagan,A	.260	75	288	35	75	18	1	5	34	4	2	1	24	53	15	5	3	2
Reyes,J	.625	62	278	33	76	19	4	3	27	2	1	0	12	37	13	7	3	9
Tatis,F	.116	23	43	2	5	3	0	1	1	0	0	0	3	14	0	0	1	0
Tejada,R	.200	38	110	15	22	4	0	1	9	4	3	4	8	24	1	1	2	5
Thole,J	.280	36	93	12	26	3	1	1	13	0	0	0	11	13	1	0	3	0
Turner,J	.125	4	8	1	1	1	0	0	0	0	0	0	1	0	0	0	0	0
SEASON TOTALS	.067	7	15	1	1	1	0	0	0	0	0	0	1	2	0	0	0	0
Wright,D	.278	78	313	39	87	21	0	17	51	0	6	1	24	92	10	8	6	6
PITCHERS	.146	81	144	4	21	5	0	0	7	21	0	0	6	48	0	0	1	7
TOTALS	.243	81	2817	322	685	141	15	65	311	41	28	19	239	597	64	29	53	39

PITCHER	ERA	W-L	G	GS	CG	SHO	SV	IP	AB	H	R	ER	HR	HB	BB	SO	WP	OPP AVG
Acosta,M	1.80	2-1	21	0	0	0	1	20.0	65	12	4	4	1	0	8	16	1	.185
Dessens,E	2.59	2-1	29	0	0	0	0	24.1	88	22	7	7	2	1	11	7	0	.250
Dickey,R	3.58	4-6	15	15	0	0	0	93.0	362	96	43	37	10	2	22	55	7	.265
Feliciano,P	2.93	2-5	48	0	0	0	0	30.2	124	40	11	10	1	2	15	28	0	.323
Gee,D	1.93	2-0	2	2	0	0	0	14.0	47	7	3	3	2	0	5	9	0	.149
Green,S	0.00	0-0	3	0	0	0	0	2.0	7	2	0	0	0	1	2	4	0	.286
Igarashi,R	11.66	0-1	17	0	0	0	0	14.2	62	21	19	19	4	0	10	14	2	.339
Maine,J	8.53	0-2	5	5	0	0	0	19.0	77	24	19	18	3	2	15	19	1	.312
Mejia,J	5.03	0-2	17	1	0	0	0	19.2	86	28	11	11	1	1	9	13	4	.326
Misch,P	6.75	0-2	5	3	0	0	0	14.2	62	20	11	11	3	1	1	6	0	.323
Niese,J	4.09	5-4	14	14	1	0	0	81.1	321	94	45	37	11	4	26	69	2	.293
Nieve,F	12.10	0-4	16	1	0	0	0	19.1	80	23	26	26	8	1	14	20	2	.288
Parnell,B	2.66	0-1	21	0	0	0	0	20.1	79	23	7	6	0	0	5	18	0	.291
Pelfrey,M	4.95	5-6	15	14	0	0	1	80.0	311	99	48	44	8	2	24	41	1	.318
Perez,O	6.23	0-2	10	3	0	0	0	26.0	103	32	18	18	9	2	19	20	1	.311
Rodriguez,F	3.71	2-1	25	0	0	0	12	26.2	99	24	11	11	1	1	11	32	0	.242
Santana,J	2.78	4-5	16	16	2	0	0	110.0	410	95	35	34	13	1	28	83	2	.232
Stoner,T	3.86	0-1	1	0	0	0	0	2.1	10	3	1	1	0	0	1	0	0	.300
Takahashi,H	4.11	3-3	23	7	0	0	5	61.1	237	64	30	28	8	0	21	49	1	.270
Valdes,R	5.51	1-2	20	0	0	0	0	32.2	130	33	21	20	3	3	13	35	0	.254
TOTALS	4.35	32-49	81	81	3	3	19	712.0	2760	762	370	344	88	24	260	538	24	.276

2010 Mets During the Day

MANAGER & COACHES
 PLAYER BIOS
 2010 FINAL STATS
 METS VS. OPPONENTS
 2010 RECAPS
 MINOR LEAGUES

BATTER	AVG	G	AB	R	H	2B	3B	HR	RBI	SH	SF	HP	BB	SO	SB	CS	DP	E
Arias,J	.222	11	18	2	4	1	0	0	2	0	0	0	1	4	0	0	0	1
SEASON TOTALS	.313	25	48	8	15	3	0	0	2	0	0	0	1	6	1	0	1	1
Barajas,R	.208	19	53	5	11	3	0	0	3	1	0	2	3	11	0	0	1	2
SEASON TOTALS	.231	23	65	7	15	4	0	1	6	1	0	2	4	15	0	0	1	2
Bay,J	.284	29	116	18	33	6	4	1	13	0	1	3	12	30	3	0	2	0
Beltran,C	.304	16	56	5	17	3	0	2	9	0	3	0	6	9	2	0	1	0
Blanco,H	.235	19	51	8	12	3	0	2	6	0	2	0	7	10	1	0	1	0
Carter,C	.233	29	43	6	10	2	0	2	10	0	0	0	4	2	0	0	1	0
Castillo,L	.280	20	50	5	14	3	0	0	4	3	0	0	7	4	2	2	2	0
Catalanotto,F	.200	10	10	1	2	1	0	0	0	0	0	0	0	3	0	0	0	0
Cora,A	.200	25	85	6	17	4	1	0	9	1	1	1	5	5	1	0	2	0
SEASON TOTALS	.202	27	89	6	18	4	1	0	9	1	1	1	5	5	1	0	2	0
Davis,I	.294	43	160	23	47	10	0	6	21	0	1	0	21	42	0	1	2	2
Duda,L	.172	12	29	4	5	2	0	1	2	0	0	1	5	10	0	0	0	0
Evans,N	.400	8	15	2	6	2	0	0	3	0	0	0	0	5	0	0	0	0
Feliciano,J	.282	17	39	5	11	2	0	0	1	1	1	0	2	2	0	0	0	0
Francoeur,J	.252	33	107	10	27	10	1	2	18	0	3	2	8	21	1	0	2	0
SEASON TOTALS	.265	39	132	14	35	11	1	3	22	0	3	2	8	22	1	0	3	1
Hernandez,L	.296	9	27	3	8	1	0	2	4	0	0	0	1	4	1	0	1	0
Hessman,M	.111	9	18	2	2	1	0	0	0	0	0	1	3	11	0	0	0	0
Jacobs,M	.182	3	11	1	2	0	0	1	2	1	0	0	0	3	0	0	0	0
Martinez,F	.143	2	7	1	1	0	0	0	1	0	1	0	0	2	0	0	0	0
Matthews,G	.250	12	20	4	5	1	0	0	1	0	0	0	3	8	0	0	0	0
Nickeas,M	.000	3	4	0	0	0	0	0	0	0	0	0	0	2	0	0	1	0
Pagan,A	.311	46	183	30	57	11	4	1	22	1	1	1	17	31	13	4	3	3
Reyes,J	.216	36	153	16	33	7	0	4	13	1	1	1	11	17	9	3	2	5
Tatis,F	.120	17	25	1	3	1	0	0	1	1	0	0	4	10	0	0	1	0
Tejada,R	.186	21	59	6	11	3	0	1	8	2	2	2	8	11	2	0	1	1
Thole,J	.339	22	59	7	20	4	0	1	6	0	0	0	13	9	0	0	5	1
Turner,J	.200	1	5	1	1	1	0	0	0	0	0	0	0	0	0	0	0	0
SEASON TOTALS	.100	3	10	1	1	1	0	0	0	0	0	0	0	0	0	0	0	0
Wright,D	.248	45	165	25	41	9	0	11	28	0	3	0	29	54	8	4	4	6
PITCHERS	.202	48	94	4	19	1	0	0	8	10	0	0	3	32	0	0	0	4
TOTALS	.252	48	1662	201	419	92	10	37	195	22	20	14	173	352	43	14	32	25

PITCHER	ERA	W-L	G	GS	CG	SHO	SV	IP	AB	H	R	ER	HR	HB	BB	SO	WP	OPP AVG
Acosta,M	0.59	2-0	14	0	0	0	0	15.1	47	6	1	1	1	0	4	16	1	.128
Dessens,E	1.80	0-0	16	0	0	0	0	15.0	55	14	4	3	3	1	6	6	0	.255
Dickey,R	3.47	4-3	10	9	0	0	0	57.0	220	58	26	22	7	2	11	22	3	.264
Feliciano,P	2.70	1-2	28	0	0	0	0	16.2	61	14	5	5	1	4	10	15	1	.230
Gee,D	3.86	0-1	1	1	0	0	0	7.0	24	6	3	3	0	0	3	3	0	.250
Green,S	0.00	0-0	4	0	0	0	0	2.1	7	1	0	0	0	0	1	2	0	.143
Igarashi,R	5.56	1-0	12	0	0	0	0	11.1	40	10	7	7	1	0	10	9	3	.250
Maine,J	3.00	1-0	1	1	0	0	0	6.0	22	4	3	2	1	0	3	9	1	.182
Mejia,J	4.73	0-2	10	1	0	0	0	13.1	55	16	7	7	1	1	5	5	3	.291
Misch,P	3.68	0-0	5	1	0	0	0	7.1	29	9	3	3	1	1	1	4	0	.310
Niese,J	4.53	3-3	8	8	0	0	0	43.2	173	54	26	22	7	1	18	34	2	.312
Nieve,F	2.63	0-0	13	0	0	0	0	13.2	51	12	4	4	2	1	6	9	0	.235
Parnell,B	3.00	0-0	11	0	0	0	0	9.0	38	13	3	3	1	0	2	8	0	.342
Pelfrey,M	5.15	3-4	11	10	0	0	1	57.2	228	70	33	33	5	1	21	31	0	.307
Perez,O	8.79	0-3	6	2	0	0	0	14.1	57	15	15	14	1	2	16	14	2	.263
Rodriguez,F	4.19	2-2	17	0	0	0	5	19.1	71	16	9	9	1	1	12	20	0	.225
Santana,J	2.81	3-5	12	12	2	1	0	83.1	300	71	26	26	4	1	25	63	0	.237
Takahashi,H	2.97	2-0	15	2	0	0	2	30.1	111	24	10	10	4	0	12	33	0	.216
Valdes,R	3.63	0-1	12	1	0	0	0	22.1	83	18	10	9	2	3	11	20	0	.217
TOTALS	3.68	22-26	48	48	2	5	8	445.0	1672	431	195	182	43	19	177	323	16	.258



2010 Mets at Night



MANAGER & COACHES

PLAYER BIOS

2010 FINAL STATS

METS VS. OPPONENTS

2010 RECAPS

MINOR LEAGUES

BATTER	AVG	G	AB	R	H	2B	3B	HR	RBI	SH	SF	HP	BB	SO	SB	CS	DP	E
Arias,J	.167	11	12	3	2	0	0	0	2	1	0	0	1	2	0	0	0	1
SEASON TOTALS	.225	47	80	15	18	3	1	0	11	2	0	0	3	17	0	0	1	3
Barajas,R	.230	55	196	25	45	8	0	12	31	0	3	4	5	28	0	0	3	1
SEASON TOTALS	.242	76	248	32	60	10	0	16	41	0	4	6	9	39	0	0	5	1
Bay,J	.246	66	232	30	57	14	2	5	34	0	3	2	32	61	7	0	5	1
Beltran,C	.238	48	164	16	39	8	3	5	18	0	1	1	24	30	1	1	3	0
Blanco,H	.203	31	79	2	16	2	0	0	2	0	1	0	4	16	0	0	0	1
Carter,C	.274	71	124	9	34	7	0	2	14	0	0	1	8	15	1	2	1	0
Castillo,L	.223	66	197	23	44	1	2	0	13	8	2	0	32	21	6	1	4	2
Catalanotto,F	.133	15	15	1	2	0	0	0	1	0	0	0	1	2	0	0	0	0
Cora,A	.214	37	84	8	18	2	2	0	11	1	1	3	5	11	3	1	2	2
SEASON TOTALS	.218	39	87	8	19	2	2	0	11	1	1	3	5	11	3	1	2	2
Davis,I	.251	104	363	50	91	23	1	13	50	0	4	1	51	96	3	1	11	7
Duda,L	.218	17	55	7	12	4	0	3	11	0	1	0	1	12	0	0	2	0
Evans,N	.238	12	21	3	5	1	0	1	2	0	0	0	1	5	0	0	1	0
Feliciano,J	.203	37	69	7	14	2	1	0	2	2	0	1	4	10	1	0	3	0
Francoeur,J	.231	91	294	33	68	6	1	9	36	0	7	5	21	55	7	2	5	3
SEASON TOTALS	.242	100	322	38	78	7	1	10	43	0	8	6	22	59	7	3	6	3
Hernandez,L	.176	8	17	1	3	0	0	0	2	0	0	1	1	3	0	0	0	0
Hessman,M	.135	23	37	4	5	1	1	1	6	0	0	1	5	12	0	0	2	0
Jacobs,M	.231	4	13	0	3	1	0	0	0	0	0	0	3	4	0	0	0	1
Martinez,F	.182	5	11	0	2	0	0	0	1	0	0	2	1	3	0	1	0	0
Matthews,G	.158	24	38	5	6	2	0	0	0	1	0	0	3	16	1	0	1	0
Nickeas,M	.333	2	6	0	2	0	0	0	0	0	0	0	0	3	0	0	0	1
Pagan,A	.280	105	396	50	111	20	3	10	47	5	2	0	27	66	24	5	6	2
Reyes,J	.307	97	410	67	126	22	10	7	41	3	2	1	20	46	21	7	6	10
Tatis,F	.225	24	40	5	9	3	0	2	5	0	0	0	2	9	0	0	0	0
Tejada,R	.223	57	157	22	35	9	0	0	7	4	1	6	14	27	0	2	1	7
Thole,J	.252	51	143	10	36	3	1	2	11	0	0	1	11	16	1	0	3	2
Turner,J	.000	3	3	0	0	0	0	0	0	0	0	0	1	0	0	0	0	0
SEASON TOTALS	.000	6	7	0	0	0	0	0	0	0	0	0	1	3	0	0	0	0
Wright,D	.296	112	422	62	125	27	3	18	75	0	9	2	40	107	11	7	8	14
PITCHERS	.156	114	205	12	32	8	0	1	8	27	0	0	11	67	0	0	2	7
TOTALS	.248	114	3803	455	942	174	30	91	430	52	37	32	329	743	87	30	69	62

PITCHER	ERA	W-L	G	GS	CG	SHO	SV	IP	AB	H	R	ER	HR	HB	BB	SO	WP	OPP AVG
Acosta,M	4.44	1-2	27	0	0	0	1	24.1	90	24	12	12	3	0	14	26	2	.267
Dessens,E	2.53	4-2	37	0	0	0	0	32.0	116	27	10	9	1	2	10	10	0	.233
Dickey,R	2.53	7-6	17	17	2	1	0	117.1	437	107	36	33	6	2	31	82	8	.245
Feliciano,P	3.52	2-4	64	0	0	0	0	46.0	181	52	19	18	0	2	20	41	0	.287
Gee,D	1.73	2-1	4	4	0	0	0	26.0	94	19	7	5	2	0	12	14	0	.202
Green,S	5.14	0-0	7	0	0	0	0	7.0	28	6	6	4	1	4	7	10	0	.214
Igarashi,R	8.05	0-1	22	0	0	0	0	19.0	74	19	17	17	3	0	8	16	0	.257
Maine,J	6.68	0-3	8	8	0	0	0	33.2	136	43	26	25	7	2	22	30	2	.316
Mejia,J	4.56	0-2	23	2	0	0	0	25.2	104	30	14	13	2	2	15	17	4	.288
Misch,P	3.86	0-4	7	5	0	0	0	30.1	123	34	17	13	3	0	3	19	0	.276
Niese,J	4.08	6-7	22	22	2	1	0	130.0	513	138	71	59	13	8	44	114	3	.269
Nieve,F	7.62	2-4	27	1	0	0	0	28.1	107	25	24	24	8	1	16	29	2	.234
Parnell,B	2.77	0-1	30	0	0	0	0	26.0	101	28	10	8	0	0	6	25	0	.277
Pelfrey,M	3.08	12-5	23	23	0	0	0	146.1	546	143	55	50	7	5	47	82	1	.262
Perez,O	5.91	0-2	11	5	0	0	0	32.0	127	39	22	21	8	2	26	23	2	.307
Rodriguez,F	1.18	2-0	36	0	0	0	20	38.0	140	29	5	5	2	1	9	47	3	.207
Santana,J	3.11	8-4	17	17	2	1	0	115.2	445	108	41	40	12	1	30	81	2	.243
Stoner,T	3.86	0-1	1	0	0	0	0	2.1	10	3	1	1	0	0	1	0	0	.300
Takahashi,H	3.83	8-6	38	10	0	0	6	91.2	349	92	41	39	9	0	31	81	1	.264
Valdes,R	5.70	3-2	26	0	0	0	1	36.1	144	41	23	23	5	1	16	36	2	.285
TOTALS	3.71	57-57	114	114	6	14	28	1008.0	3865	1007	457	415	92	33	368	783	32	.261



2010 Mets Offensive Charts



MANAGER & COACHES

PLAYER BIOS

2010 FINAL STATS

METS VS. OPPONENTS

2010 RECAPS

MINOR LEAGUES

METS OFFENSIVE BREAKDOWN

	MULTI-HITS				TOTAL	RBI BREAKDOWN							TOTAL
	2H	3H	4H	5H		2	3	4	5+	GA	GW	2 OUT	
Arias	0	0	0	0	0	0	0	0	0	0	0	2	4
Barajas	14	1	0	0	15	6	3	0	0	7	5	8	34
Bay	13	5	2	0	20	5	3	1	0	11	5	19	47
Beltran	10	4	0	0	14	2	2	0	0	7	2	7	27
Blanco	3	2	0	0	5	1	0	0	0	3	1	3	8
Carter	3	0	0	0	3	4	2	0	0	2	2	7	24
Castillo	15	0	0	0	15	4	0	0	0	3	2	11	17
Catalanotto	0	0	0	0	0	0	0	0	0	0	0	0	1
Cora	4	1	0	0	5	4	1	0	0	3	2	11	20
Davis	25	5	3	0	33	8	8	0	0	12	10	26	71
Duda	5	0	0	0	5	2	1	0	0	3	1	2	13
Evans	1	1	0	0	2	1	0	0	0	2	2	3	5
Feliciano	4	2	0	0	6	0	0	0	0	1	0	0	3
Francoeur	22	2	1	0	25	3	6	0	0	13	8	12	54
Hernandez	1	1	0	0	2	0	0	0	0	1	0	2	6
Hessman	0	0	0	0	0	1	1	0	0	0	0	5	6
Jacobs	0	0	0	0	0	1	0	0	0	0	0	2	2
Martinez	0	0	0	0	0	0	0	0	0	1	0	0	2
Matthews, Jr.	2	0	0	0	2	0	0	0	0	0	0	1	1
Nickeas	1	0	0	0	1	0	0	0	0	0	0	0	0
Pagan	32	13	2	0	47	17	3	1	0	13	6	30	69
Reyes	36	10	2	0	48	5	1	0	0	9	3	17	54
Tatis	0	0	0	0	0	1	0	0	0	0	0	5	6
Tejada	6	2	0	0	8	1	0	0	1	4	4	3	15
Thole	10	2	0	0	12	3	0	0	0	3	2	6	17
Turner	0	0	0	0	0	0	0	0	0	0	0	0	0
Wright	28	17	0	0	45	18	7	3	1	28	14	34	103
Pitchers	6	0	0	0	6	0	0	0	0	4	3	8	16
Totals	241	68	10	0	319	89	38	5	2	130	72	224	625

STARTERS BY POSITION

- C** Barajas-67, Thole-51, Blanco-41, Nickeas-3
- 1B** Davis-141, Tatis-8, Jacobs-6, Hessman-6, Catalanotto-1
- 2B** Castillo-64, Tejada-46, Cora-38, Hernandez-9, Arias-4, Turner-1
- SS** Reyes-132, Tejada-24, Cora-3, Hernandez-2, Arias-1
- 3B** Wright-155, Hessman-5, Tatis-2
- LF** Bay-92, Pagan-22, Duda-23, Carter-15, Martinez-4, Evans-4, Feliciano-2
- CF** Pagan-88, Beltran-58, Matthews, Jr.-8, Feliciano-8
- RF** Francoeur-109, Pagan-29, Carter-11, Feliciano-9, Matthews, Jr.-2, Martinez-1, Evans-1
- P** Pelfrey-33, Niese-30, Santana-29, Dickey-26, Takahashi-12, Maine-9, Perez-7, Misch-6, Gee-5, Mejia-3, Nieve-1, Valdes-1
- DH** Carter-7, Wright-1, Tatis-1

STARTERS BY BATTING ORDER

- 1st** Reyes-110, Pagan-43, Castillo-3, Feliciano-2, Cora-2, Matthews, Jr.-1, Tejada-1
- 2nd** Pagan-54, Castillo-49, Cora-21, Feliciano-14, Duda-4, Hernandez-4, Tejada-4, Martinez-3, Carter-2, Reyes-2, Bay-1, Turner-1, Wright-1, Thole-1, Evans-1
- 3rd** Wright-66, Beltran-36, Bay-21, Reyes-20, Pagan-15, Carter-4
- 4th** Davis-57, Wright-42, Bay-36, Beltran-15, Carter-7, Jacobs-2, Catalanotto-1, Tatis-1, Francoeur-1
- 5th** Wright-47, Davis-44, Bay-27, Francoeur-17, Beltran-7, Hessman-7, Jacobs-4, Duda-4, Pagan-3, Carter-1, Barajas-1
- 6th** Davis-39, Francoeur-30, Carter-17, Pagan-15, Thole-13, Barajas-10, Duda-9, Tatis-7, Bay-5, Matthews, Jr.-4, Evans-4, Hessman-4, Martinez-2, Arias-2, Blanco-1
- 7th** Francoeur-45, Barajas-36, Thole-35, Blanco-18, Duda-6, Matthews, Jr.-3, Tatis-3, Feliciano-2, Carter-2, Pagan-2, Cora-2, Bay-2, Arias-2, Nickeas-2, Davis-1, Tejada-1
- 8th** Tejada-58, Barajas-20, Blanco-20, Francoeur-16, Cora-15, Castillo-12, Pagan-7, Hernandez-7, Thole-2, Matthews, Jr.-2, Feliciano-1, Nickeas-1, Arias-1
- 9th** Pelfrey-31, Niese-29, Santana-27, Dickey-24, Takahashi-10, Maine-9, Perez-7, Tejada-6, Misch-6, Gee-5, Mejia-3, Blanco-2, Nieve-1, Cora-1, Valdes-1

The Mets used 124 different batting orders in 2010



2010 Mets with Runners in Scoring Position



MANAGER & COACHES

PLAYER BIOS

2010 FINAL STATS

METS VS. OPPONENTS

2010 RECAPS

MINOR LEAGUES

PLAYER	OUTS	AVG	AB	H	2B	3B	HR	TOT RBI	SP RBI	MISP	MOB	BB	IBB	SO	SH	SF	GDP
Arias,J	↖	.000	6	0	0	0	0	2	2	9	13	1	0	0	1	0	0
Arias,J	↗	.500	4	2	0	0	0	2	2	5	7	0	0	1	0	0	0
Arias,J		.200	10	2	0	0	0	4	4	14	20	1	0	1	1	0	0
Barajas,R	↖	.317	41	13	5	0	1	16	13	57	80	1	1	4	0	3	2
Barajas,R	↗	.174	23	4	0	0	0	4	4	33	47	5	2	5	0	0	0
Barajas,R		.266	64	17	5	0	1	20	17	90	127	6	3	9	0	3	2
Bay,J	↖	.286	49	14	4	1	0	21	21	75	107	11	1	16	0	4	1
Bay,J	↗	.255	47	12	6	1	1	17	14	64	83	6	2	16	0	0	0
Bay,J		.271	96	26	10	2	1	38	35	139	190	17	3	32	0	4	1
Beltran,C	↖	.368	19	7	2	0	0	14	13	41	52	12	3	2	0	4	0
Beltran,C	↗	.154	26	4	1	0	1	5	4	34	39	5	2	7	0	0	0
Beltran,C		.244	45	11	3	0	1	19	17	75	91	17	5	9	0	4	0
Blanco,H	↖	.111	9	1	1	0	0	4	4	19	26	3	0	3	0	3	1
Blanco,H	↗	.056	18	1	0	0	0	1	1	26	38	4	2	4	0	0	0
Blanco,H		.074	27	2	1	0	0	5	5	45	64	7	2	7	0	3	1
Carter,C	↖	.333	24	8	2	0	2	14	10	29	40	2	0	1	0	0	0
Carter,C	↗	.278	18	5	0	0	0	7	7	23	34	1	0	3	0	0	0
Carter,C		.310	42	13	2	0	2	21	17	52	74	3	0	4	0	0	0
Castillo,L	↖	.136	22	3	0	0	0	5	5	35	45	6	0	2	1	2	2
Castillo,L	↗	.258	31	8	0	0	0	10	10	44	58	5	1	2	0	0	0
Castillo,L		.208	53	11	0	0	0	15	15	79	103	11	1	4	1	2	2
Catalanotto,F	↖	.333	3	1	0	0	0	1	1	4	4	0	0	2	0	0	0
Catalanotto,F	↗	.000	0	0	0	0	0	0	0	0	0	0	0	0	0	0	0
Catalanotto,F		.333	3	1	0	0	0	1	1	4	4	0	0	2	0	0	0
Cora,A	↖	.263	19	5	1	0	0	9	9	29	43	2	0	1	0	2	2
Cora,A	↗	.333	21	7	2	1	0	11	9	29	39	1	1	0	0	0	0
Cora,A		.300	40	12	3	1	0	20	18	58	82	3	1	1	0	2	2
Davis,I	↖	.294	68	20	2	0	6	32	23	95	133	9	2	20	0	5	6
Davis,I	↗	.230	74	17	5	0	0	22	20	105	144	19	4	24	0	0	0
Davis,I		.261	142	37	7	0	6	54	43	200	277	28	6	44	0	5	6
Dickey,R	↖	.455	11	5	1	0	0	5	5	20	29	1	0	2	5	0	0
Dickey,R	↗	.000	4	0	0	0	0	0	0	5	9	0	0	0	0	0	0
Dickey,R		.333	15	5	1	0	0	5	5	25	38	1	0	2	5	0	0
Duda,L	↖	.300	10	3	2	0	0	7	5	14	25	1	0	3	0	1	1
Duda,L	↗	.000	10	0	0	0	0	0	0	11	15	1	0	2	0	0	0
Duda,L		.150	20	3	2	0	0	7	5	25	40	2	0	5	0	1	1
Evans,N	↖	.500	6	3	1	0	0	2	2	9	10	1	0	2	0	0	0
Evans,N	↗	.200	5	1	1	0	0	2	2	8	11	0	0	3	0	0	0
Evans,N		.364	11	4	2	0	0	4	4	17	21	1	0	5	0	0	0
Feliciano,J	↖	.250	12	3	0	0	0	3	3	17	26	0	0	0	1	1	1
Feliciano,J	↗	.167	6	1	0	0	0	0	0	8	11	0	0	1	0	0	0
Feliciano,J		.222	18	4	0	0	0	3	3	25	37	0	0	1	1	1	1
Francoeur,J	↖	.291	55	16	1	1	2	33	31	86	130	6	3	10	0	10	4
Francoeur,J	↗	.133	60	8	3	0	0	8	8	79	113	10	5	9	0	0	0
Francoeur,J		.209	115	24	4	1	2	41	39	165	243	16	8	19	0	10	4
Gee,D	↖	.500	2	1	0	0	0	1	1	2	2	0	0	1	0	0	0
Gee,D	↗	.000	2	0	0	0	0	0	0	2	4	0	0	2	0	0	0
Gee,D		.250	4	1	0	0	0	1	1	4	6	0	0	3	0	0	0
Hernandez,L	↖	.375	8	3	1	0	0	2	2	11	17	1	0	2	0	0	1
Hernandez,L	↗	.400	5	2	0	0	0	2	2	5	7	0	0	2	0	0	0
Hernandez,L		.385	13	5	1	0	0	4	4	16	24	1	0	4	0	0	1
Hessman,M	↖	.143	7	1	0	0	0	1	1	12	18	3	1	4	0	0	0
Hessman,M	↗	.167	12	2	1	0	1	5	3	17	21	1	0	3	0	0	0
Hessman,M		.158	19	3	1	0	1	6	4	29	39	4	1	7	0	0	0
Jacobs,M	↖	.000	2	0	0	0	0	0	0	2	3	0	0	1	0	0	0
Jacobs,M	↗	.250	4	1	0	0	1	2	1	4	7	0	0	1	0	0	0
Jacobs,M		.167	6	1	0	0	1	2	1	6	10	0	0	2	0	0	0
Maine,J	↖	.000	1	0	0	0	0	0	0	3	4	0	0	1	2	0	0
Maine,J	↗	.000	1	0	0	0	0	0	0	1	2	0	0	1	0	0	0
Maine,J		.000	2	0	0	0	0	0	0	4	6	0	0	2	2	0	0



2010 Mets with Runners in Scoring Position



MANAGER & COACHES
 PLAYER BIDS
 2010 FINAL STATS
 METS VS. OPPONENTS
 2010 RECAPS
 MINOR LEAGUES

PLAYER	OUTS	AVG	AB	H	2B	3B	HR	TOT RBI	SP RBI	MISP	MOB	BB	IBB	SO	SH	SF	GIDP
Martinez,F	<2	.500	2	1	0	0	0	2	2	3	4	0	0	0	0	1	0
Martinez,F	=2	.000	2	0	0	0	0	0	0	3	5	0	0	1	0	0	0
Martinez,F		.250	4	1	0	0	0	2	2	6	9	0	0	1	0	1	0
Matthews,G	<2	.250	8	2	0	0	0	0	0	16	22	5	1	3	1	0	1
Matthews,G	=2	.083	12	1	0	0	0	1	1	14	19	0	0	6	0	0	0
Matthews,G		.150	20	3	0	0	0	1	1	30	41	5	1	9	1	0	1
Misch,P	<2	.000	1	0	0	0	0	0	0	3	5	0	0	1	1	0	0
Misch,P	=2	.000	1	0	0	0	0	0	0	1	2	0	0	1	0	0	0
Misch,P		.000	2	0	0	0	0	0	0	4	7	0	0	2	1	0	0
Nickeas,M	<2	.000	1	0	0	0	0	0	0	1	1	0	0	1	0	0	0
Nickeas,M	=2	.000	0	0	0	0	0	0	0	0	0	0	0	0	0	0	0
Nickeas,M		.000	1	0	0	0	0	0	0	1	1	0	0	1	0	0	0
Niese,J	<2	.143	7	1	0	0	0	1	1	12	15	1	0	4	1	0	0
Niese,J	=2	.300	10	3	1	0	0	3	3	13	20	2	0	4	0	0	0
Niese,J		.235	17	4	1	0	0	4	4	25	35	3	0	8	1	0	0
Nieve,F	<2	.000	1	0	0	0	0	0	0	1	2	0	0	0	0	0	0
Nieve,F	=2	.000	1	0	0	0	0	0	0	1	1	0	0	0	0	0	0
Nieve,F		.000	2	0	0	0	0	0	0	2	3	0	0	0	0	0	0
Pagan,A	<2	.379	66	25	5	1	1	27	25	90	121	9	3	9	2	3	2
Pagan,A	=2	.293	58	17	6	2	0	27	26	78	100	6	2	9	0	0	0
Pagan,A		.339	124	42	11	3	1	54	51	168	221	15	5	18	2	3	2
Pelfrey,M	<2	.250	4	1	0	0	0	1	1	9	12	0	0	0	3	0	1
Pelfrey,M	=2	.154	13	2	0	0	0	2	2	14	20	0	0	2	0	0	0
Pelfrey,M		.176	17	3	0	0	0	3	3	23	32	0	0	2	3	0	1
Perez,O	<2	.000	0	0	0	0	0	0	0	1	2	0	0	0	1	0	0
Perez,O	=2	1.000	1	1	0	0	0	1	1	1	2	0	0	0	0	0	0
Perez,O		1.000	1	1	0	0	0	1	1	2	4	0	0	0	1	0	0
Reyes,J	<2	.348	69	24	6	1	0	26	25	94	127	5	2	6	2	3	0
Reyes,J	=2	.224	49	11	2	2	0	11	10	65	86	6	2	7	0	0	0
Reyes,J		.297	118	35	8	3	0	37	35	159	213	11	4	13	2	3	0
Santana,J	<2	.250	4	1	0	0	0	0	0	7	12	0	0	1	2	0	0
Santana,J	=2	.000	10	0	0	0	0	0	0	13	20	0	0	4	0	0	0
Santana,J		.071	14	1	0	0	0	0	0	20	32	0	0	5	2	0	0
Takahashi,H	<2	.000	0	0	0	0	0	0	0	0	0	0	0	0	0	0	0
Takahashi,H	=2	.000	7	0	0	0	0	0	0	11	17	0	0	2	0	0	0
Takahashi,H		.000	7	0	0	0	0	0	0	11	17	0	0	2	0	0	0
Tatis,F	<2	.000	6	0	0	0	0	0	0	11	15	1	0	4	0	0	1
Tatis,F	=2	.250	12	3	0	0	1	5	4	16	23	2	0	3	0	0	0
Tatis,F		.167	18	3	0	0	1	5	4	27	38	3	0	7	0	0	1
Tejada,R	<2	.136	22	3	2	0	0	11	10	35	50	2	0	3	1	3	0
Tejada,R	=2	.111	18	2	0	0	0	3	3	32	47	6	3	1	0	0	0
Tejada,R		.125	40	5	2	0	0	14	13	67	97	8	3	4	1	3	0
Thole,J	<2	.409	22	9	1	0	0	7	7	32	47	3	0	4	0	0	4
Thole,J	=2	.316	19	6	0	0	0	5	5	33	50	8	1	2	0	0	0
Thole,J		.366	41	15	1	0	0	12	12	65	97	11	1	6	0	0	4
Turner,J	<2	.000	1	0	0	0	0	0	0	1	2	0	0	0	0	0	0
Turner,J	=2	.000	2	0	0	0	0	0	0	2	3	0	0	0	0	0	0
Turner,J		.000	3	0	0	0	0	0	0	3	5	0	0	0	0	0	0
Valdes,R	<2	.000	0	0	0	0	0	0	0	2	4	0	0	0	2	0	0
Valdes,R	=2	.000	2	0	0	0	0	0	0	3	5	0	0	1	0	0	0
Valdes,R		.000	2	0	0	0	0	0	0	5	9	0	0	1	2	0	0
Wright,D	<2	.274	95	26	9	0	5	50	40	145	195	17	6	31	0	12	7
Wright,D	=2	.236	55	13	3	1	2	21	15	72	93	7	3	19	0	0	0
Wright,D		.260	150	39	12	1	7	71	55	217	288	24	9	50	0	12	7
METS	<2	.293	683	200	46	4	17	297	262	1032	1443	103	23	144	26	57	37
METS	=2	.208	643	134	31	7	7	177	157	875	1202	95	30	148	0	0	0
METS		.252	1326	334	77	11	24	474	419	1907	2645	198	53	292	26	57	37



2010 Mets with Runner on Third Base



MANAGER & COACHES

PLAYER BIOS

2010 FINAL STATS

METS VS. OPPONENTS

2010 RECAPS

MINOR LEAGUES

PLAYER	OUTS	AVG	AB	H	2B	3B	HR	TOT RBI	3B RBI	MISP	MOB	BB	IBB	SO	SH	SF	GDP
Arias,J	<2	.000	3	0	0	0	0	2	2	3	6	0	0	0	0	0	0
Arias,J	=2	1.000	2	2	0	0	0	2	2	5	0	0	0	0	0	0	0
Arias,J		.400	5	2	0	0	0	4	4	5	11	0	0	0	0	0	0
Barajas,R	<2	.250	12	3	2	0	0	9	7	17	35	1	1	2	0	3	0
Barajas,R	=2	.125	8	1	0	0	0	1	1	9	19	1	0	1	0	0	0
Barajas,R		.200	20	4	2	0	0	10	8	26	54	2	1	3	0	3	0
Bay,J	<2	.500	16	8	2	1	0	16	15	25	47	5	1	4	0	4	0
Bay,J	=2	.318	22	7	4	0	0	11	7	24	46	1	0	7	0	0	0
Bay,J		.395	38	15	6	1	0	27	22	49	93	6	1	11	0	4	0
Beltran,C	<2	.455	11	5	1	0	0	12	11	18	33	3	3	0	0	4	0
Beltran,C	=2	.125	8	1	0	0	1	2	1	9	13	1	0	2	0	0	0
Beltran,C		.316	19	6	1	0	1	14	12	27	46	4	3	2	0	4	0
Blanco,H	<2	.000	4	0	0	0	0	3	3	8	17	1	0	1	0	3	1
Blanco,H	=2	.125	8	1	0	0	0	1	1	9	21	1	0	1	0	0	0
Blanco,H		.083	12	1	0	0	0	4	4	17	38	2	0	2	0	3	1
Carter,C	<2	.400	5	2	1	0	0	4	4	5	11	0	0	1	0	0	0
Carter,C	=2	.333	9	3	0	0	0	5	3	9	18	0	0	1	0	0	0
Carter,C		.357	14	5	1	0	0	9	7	14	29	0	0	2	0	0	0
Castillo,L	<2	.143	7	1	0	0	0	5	4	10	18	1	0	0	0	2	1
Castillo,L	=2	.214	14	3	0	0	0	5	4	18	34	4	1	1	0	0	0
Castillo,L		.190	21	4	0	0	0	10	8	28	52	5	1	1	0	2	1
Catalanotto,F	<2	1.000	1	1	0	0	0	1	1	1	2	0	0	0	0	0	0
Catalanotto,F	=2	.000	0	0	0	0	0	0	0	0	0	0	0	0	0	0	0
Catalanotto,F		1.000	1	1	0	0	0	1	1	1	2	0	0	0	0	0	0
Cora,A	<2	.167	6	1	1	0	0	7	6	9	20	1	0	1	0	2	1
Cora,A	=2	.625	8	5	1	1	0	8	5	10	17	1	1	0	0	0	0
Cora,A		.429	14	6	2	1	0	15	11	19	37	2	1	1	0	2	1
Davis,I	<2	.143	21	3	0	0	2	16	13	29	56	2	1	9	0	5	3
Davis,I	=2	.310	29	9	1	0	0	13	9	34	61	5	1	10	0	0	0
Davis,I		.240	50	12	1	0	2	29	22	63	117	7	2	19	0	5	3
Dickey,R	<2	.500	4	2	0	0	0	3	2	6	13	1	0	1	1	0	0
Dickey,R	=2	.000	2	0	0	0	0	0	0	2	5	0	0	0	0	0	0
Dickey,R		.333	6	2	0	0	0	3	2	8	18	1	0	1	1	0	0
Duda,L	<2	.500	4	2	1	0	0	5	3	6	14	1	0	2	0	1	0
Duda,L	=2	.000	3	0	0	0	0	0	0	3	4	0	0	1	0	0	0
Duda,L		.286	7	2	1	0	0	5	3	9	18	1	0	3	0	1	0
Evans,N	<2	.000	1	0	0	0	0	0	0	2	5	1	0	1	0	0	0
Evans,N	=2	.333	3	1	1	0	0	2	1	3	8	0	0	2	0	0	0
Evans,N		.250	4	1	1	0	0	2	1	5	13	1	0	3	0	0	0
Feliciano,J	<2	.000	3	0	0	0	0	2	2	4	10	0	0	0	0	1	0
Feliciano,J	=2	.000	4	0	0	0	0	0	0	4	8	0	0	1	0	0	0
Feliciano,J		.000	7	0	0	0	0	2	2	8	18	0	0	1	0	1	0
Francoeur,J	<2	.478	23	11	1	0	2	31	25	35	71	1	1	4	0	10	1
Francoeur,J	=2	.133	15	2	0	0	0	2	2	19	39	3	2	2	0	0	0
Francoeur,J		.342	38	13	1	0	2	33	27	54	110	4	3	6	0	10	1
Gee,D	<2	.000	0	0	0	0	0	0	0	0	0	0	0	0	0	0	0
Gee,D	=2	.000	1	0	0	0	0	0	0	1	2	0	0	1	0	0	0
Gee,D		.000	1	0	0	0	0	0	0	1	2	0	0	1	0	0	0
Hernandez,L	<2	.000	3	0	0	0	0	0	0	4	9	1	0	2	0	0	0
Hernandez,L	=2	1.000	1	1	0	0	0	1	1	1	2	0	0	0	0	0	0
Hernandez,L		.250	4	1	0	0	0	1	1	5	11	1	0	2	0	0	0
Hessman,M	<2	1.000	1	1	0	0	0	1	1	3	6	2	1	0	0	0	0
Hessman,M	=2	.250	4	1	1	0	0	2	1	4	9	0	0	2	0	0	0
Hessman,M		.400	5	2	1	0	0	3	2	7	15	2	1	2	0	0	0
Jacobs,M	<2	.000	0	0	0	0	0	0	0	0	0	0	0	0	0	0	0
Jacobs,M	=2	.000	2	0	0	0	0	0	0	2	4	0	0	1	0	0	0
Jacobs,M		.000	2	0	0	0	0	0	0	2	4	0	0	1	0	0	0
Maine,J	<2	.000	1	0	0	0	0	0	0	1	1	0	0	1	0	0	0
Maine,J	=2	.000	0	0	0	0	0	0	0	0	0	0	0	0	0	0	0
Maine,J		.000	1	0	0	0	0	0	0	1	1	0	0	1	0	0	0



2010 Mets with Runner on Third Base



MANAGER & COACHES

PLAYER BIDS

2010 FINAL STATS

METS VS. OPPONENTS

2010 RECAPS

MINOR LEAGUES

PLAYER	OUTS	AVG	AB	H	2B	3B	HR	TOT RBI	3B RBI	MISP	MOB	BB	IBB	SO	SH	SF	GDP
Martinez,F	<2	.000	0	0	0	0	0	1	1	1	2	0	0	0	0	1	0
Martinez,F	=2	.000	2	0	0	0	0	0	0	2	3	0	0	1	0	0	0
Martinez,F		.000	2	0	0	0	0	1	1	3	5	0	0	1	0	1	0
Matthews,G	<2	.000	1	0	0	0	0	0	0	4	7	3	1	1	0	0	0
Matthews,G	=2	.000	4	0	0	0	0	0	0	4	7	0	0	2	0	0	0
Matthews,G		.000	5	0	0	0	0	0	0	8	14	3	1	3	0	0	0
Misch,P	<2	.000	1	0	0	0	0	0	0	1	3	0	0	1	0	0	0
Misch,P	=2	.000	0	0	0	0	0	0	0	0	0	0	0	0	0	0	0
Misch,P		.000	1	0	0	0	0	0	0	1	3	0	0	1	0	0	0
Niese,J	<2	.250	4	1	0	0	0	1	1	4	8	0	0	2	0	0	0
Niese,J	=2	.250	4	1	1	0	0	1	1	4	6	0	0	2	0	0	0
Niese,J		.250	8	2	1	0	0	2	2	8	14	0	0	4	0	0	0
Nieve,F	<2	.000	1	0	0	0	0	0	0	1	2	0	0	0	0	0	0
Nieve,F	=2	.000	1	0	0	0	0	0	0	1	1	0	0	0	0	0	0
Nieve,F		.000	2	0	0	0	0	0	0	2	3	0	0	0	0	0	0
Pagan,A	<2	.333	24	8	5	1	0	19	16	32	59	5	2	4	0	3	0
Pagan,A	=2	.407	27	11	3	2	0	20	11	29	52	2	1	2	0	0	0
Pagan,A		.373	51	19	8	3	0	39	27	61	111	7	3	6	0	3	0
Pelfrey,M	<2	.500	2	1	0	0	0	1	1	2	6	0	0	0	0	0	1
Pelfrey,M	=2	.143	7	1	0	0	0	1	1	7	11	0	0	1	0	0	0
Pelfrey,M		.222	9	2	0	0	0	2	2	9	17	0	0	1	0	0	1
Perez,O	<2	.000	0	0	0	0	0	0	0	0	0	0	0	0	0	0	0
Perez,O	=2	1.000	1	1	0	0	0	1	1	1	2	0	0	0	0	0	0
Perez,O		1.000	1	1	0	0	0	1	1	1	2	0	0	0	0	0	0
Reyes,J	<2	.346	26	9	1	1	0	17	16	30	63	1	1	1	0	3	0
Reyes,J	=2	.158	19	3	0	0	0	3	3	23	42	4	1	1	0	0	0
Reyes,J		.267	45	12	1	1	0	20	19	53	105	5	2	2	0	3	0
Santana,J	<2	.500	2	1	0	0	0	0	0	2	5	0	0	0	0	0	0
Santana,J	=2	.000	4	0	0	0	0	0	0	4	8	0	0	0	0	0	0
Santana,J		.167	6	1	0	0	0	0	0	6	13	0	0	0	0	0	0
Takahashi,H	<2	.000	0	0	0	0	0	0	0	0	0	0	0	0	0	0	0
Takahashi,H	=2	.000	5	0	0	0	0	0	0	5	13	0	0	2	0	0	0
Takahashi,H		.000	5	0	0	0	0	0	0	5	13	0	0	2	0	0	0
Tatis,F	<2	.000	3	0	0	0	0	0	0	4	11	1	0	2	0	0	0
Tatis,F	=2	.000	4	0	0	0	0	1	1	5	9	1	0	2	0	0	0
Tatis,F		.000	7	0	0	0	0	1	1	9	20	2	0	4	0	0	0
Tejada,R	<2	.222	9	2	2	0	0	11	10	13	29	1	0	1	0	3	0
Tejada,R	=2	.111	9	1	0	0	0	3	2	12	27	3	2	0	0	0	0
Tejada,R		.167	18	3	2	0	0	14	12	25	56	4	2	1	0	3	0
Thole,J	<2	.300	10	3	0	0	0	4	4	12	26	2	0	2	0	0	3
Thole,J	=2	.222	9	2	0	0	0	3	3	15	29	6	0	2	0	0	0
Thole,J		.263	19	5	0	0	0	7	7	27	55	8	0	4	0	0	3
Valdes,R	<2	.000	0	0	0	0	0	0	0	0	0	0	0	0	0	0	0
Valdes,R	=2	.000	2	0	0	0	0	0	0	2	5	0	0	1	0	0	0
Valdes,R		.000	2	0	0	0	0	0	0	2	5	0	0	1	0	0	0
Wright,D	<2	.364	33	12	5	0	0	32	27	50	94	5	2	12	0	12	2
Wright,D	=2	.211	19	4	2	1	0	8	4	22	39	3	2	8	0	0	0
Wright,D		.308	52	16	7	1	0	40	31	72	133	8	4	20	0	12	2
METS	<2	.318	242	77	22	3	4	203	175	342	689	39	14	55	1	57	13
METS	=2	.235	260	61	14	4	1	96	65	299	569	36	11	57	0	0	0
METS		.275	502	138	36	7	5	299	240	641	1258	75	25	112	1	57	13



2010 Mets with the Bases Loaded



MANAGER & COACHES

PLAYER BIOS

2010 FINAL STATS

METS VS. OPPONENTS

2010 RECAPS

MINOR LEAGUES

PLAYER	OUTS	AVG	AB	H	2B	3B	HR	TOT RBI	BL RBI	MISP	MOB	BB	IBB	SO	SH	SF	GDP
Arias,J	<2	.000	0	0	0	0	0	0	0	0	0	0	0	0	0	0	0
Arias,J	=2	1.000	1	1	0	0	0	1	1	2	3	0	0	0	0	0	0
Arias,J		1.000	1	1	0	0	0	1	1	2	3	0	0	0	0	0	0
Barajas,R	<2	.000	5	0	0	0	0	1	1	10	15	0	0	1	0	0	0
Barajas,R	=2	.000	2	0	0	0	0	0	0	4	6	0	0	0	0	0	0
Barajas,R		.000	7	0	0	0	0	1	1	14	21	0	0	1	0	0	0
Bay,J	<2	.333	3	1	0	0	0	4	4	8	12	1	0	1	0	0	0
Bay,J	=2	.167	6	1	1	0	0	3	2	12	18	0	0	1	0	0	0
Bay,J		.222	9	2	1	0	0	7	6	20	30	1	0	2	0	0	0
Beltran,C	<2	.000	0	0	0	0	0	1	1	2	3	0	0	0	0	1	0
Beltran,C	=2	.000	1	0	0	0	0	0	0	2	3	0	0	0	0	0	0
Beltran,C		.000	1	0	0	0	0	1	1	4	6	0	0	0	0	1	0
Blanco,H	<2	.000	1	0	0	0	0	2	2	6	9	0	0	0	0	2	0
Blanco,H	=2	.000	3	0	0	0	0	0	0	6	9	0	0	0	0	0	0
Blanco,H		.000	4	0	0	0	0	2	2	12	18	0	0	0	0	2	0
Carter,C	<2	.500	2	1	0	0	0	2	2	4	6	0	0	0	0	0	0
Carter,C	=2	.667	3	2	0	0	0	4	4	6	9	0	0	0	0	0	0
Carter,C		.600	5	3	0	0	0	6	6	10	15	0	0	0	0	0	0
Castillo,L	<2	.333	3	1	0	0	0	2	2	6	9	0	0	0	0	0	1
Castillo,L	=2	.667	3	2	0	0	0	4	4	8	12	1	0	0	0	0	0
Castillo,L		.500	6	3	0	0	0	6	6	14	21	1	0	0	0	0	1
Cora,A	<2	.000	2	0	0	0	0	2	2	8	12	1	0	0	0	1	1
Cora,A	=2	1.000	1	1	0	1	0	3	2	2	3	0	0	0	0	0	0
Cora,A		.333	3	1	0	1	0	5	4	10	15	1	0	0	0	1	1
Davis,I	<2	.000	4	0	0	0	0	1	1	10	15	0	0	2	0	1	1
Davis,I	=2	.333	9	3	0	0	0	6	6	18	27	0	0	2	0	0	0
Davis,I		.231	13	3	0	0	0	7	7	28	42	0	0	4	0	1	1
Dickey,R	<2	.500	2	1	0	0	0	2	2	4	6	0	0	0	0	0	0
Dickey,R	=2	.000	1	0	0	0	0	0	0	2	3	0	0	0	0	0	0
Dickey,R		.333	3	1	0	0	0	2	2	6	9	0	0	0	0	0	0
Duda,L	<2	.500	2	1	1	0	0	3	2	4	6	0	0	1	0	0	0
Duda,L	=2	.000	0	0	0	0	0	0	0	0	0	0	0	0	0	0	0
Duda,L		.500	2	1	1	0	0	3	2	4	6	0	0	1	0	0	0
Evans,N	<2	.000	1	0	0	0	0	0	0	2	3	0	0	1	0	0	0
Evans,N	=2	.500	2	1	1	0	0	2	2	4	6	0	0	1	0	0	0
Evans,N		.333	3	1	1	0	0	2	2	6	9	0	0	2	0	0	0
Feliciano,J	<2	.000	2	0	0	0	0	1	1	4	6	0	0	0	0	0	0
Feliciano,J	=2	.000	0	0	0	0	0	0	0	0	0	0	0	0	0	0	0
Feliciano,J		.000	2	0	0	0	0	1	1	4	6	0	0	0	0	0	0
Francoeur,J	<2	.333	3	1	0	0	0	6	6	14	21	0	0	0	0	3	1
Francoeur,J	=2	.000	5	0	0	0	0	0	0	10	15	0	0	1	0	0	0
Francoeur,J		.125	8	1	0	0	0	6	6	24	36	0	0	1	0	3	1
Hernandez,L	<2	.000	2	0	0	0	0	0	0	4	6	0	0	1	0	0	0
Hernandez,L	=2	.000	0	0	0	0	0	0	0	0	0	0	0	0	0	0	0
Hernandez,L		.000	2	0	0	0	0	0	0	4	6	0	0	1	0	0	0
Hessman,M	<2	1.000	1	1	0	0	0	1	1	2	3	0	0	0	0	0	0
Hessman,M	=2	1.000	1	1	1	0	0	2	2	2	3	0	0	0	0	0	0
Hessman,M		1.000	2	2	1	0	0	3	3	4	6	0	0	0	0	0	0



2010 Mets with the Bases Loaded



MANAGER & COACHES
 PLAYER BIOS
 2010 FINAL STATS
 METS VS. OPPONENTS
 2010 RECAPS
 MINOR LEAGUES

PLAYER	OUTS	AVG	AB	H	2B	3B	HR	TOT	BL	MISP	MOB	BB	IBB	SO	SH	SF	GIDP
								RBI	RBI								
Matthews,G	<2	.000	0	0	0	0	0	0	0	0	0	0	0	0	0	0	0
Matthews,G	=2	.000	1	0	0	0	0	0	0	2	3	0	0	1	0	0	0
Matthews,G		.000	1	0	0	0	0	0	0	2	3	0	0	1	0	0	0
Misch,P	<2	.000	1	0	0	0	0	0	0	2	3	0	0	1	0	0	0
Misch,P	=2	.000	0	0	0	0	0	0	0	0	0	0	0	0	0	0	0
Misch,P		.000	1	0	0	0	0	0	0	2	3	0	0	1	0	0	0
Niese,J	<2	.000	1	0	0	0	0	0	0	2	3	0	0	1	0	0	0
Niese,J	=2	.000	0	0	0	0	0	0	0	0	0	0	0	0	0	0	0
Niese,J		.000	1	0	0	0	0	0	0	2	3	0	0	1	0	0	0
Pagan,A	<2	.333	3	1	0	0	0	4	4	8	12	0	0	0	0	1	0
Pagan,A	=2	.400	5	2	1	0	0	4	4	10	15	0	0	0	0	0	0
Pagan,A		.375	8	3	1	0	0	8	8	18	27	0	0	0	0	1	0
Pelfrey,M	<2	.500	2	1	0	0	0	1	1	4	6	0	0	0	0	0	1
Pelfrey,M	=2	.000	1	0	0	0	0	0	0	2	3	0	0	0	0	0	0
Pelfrey,M		.333	3	1	0	0	0	1	1	6	9	0	0	0	0	0	1
Reyes,J	<2	.222	9	2	0	0	0	4	4	20	30	0	0	0	0	1	0
Reyes,J	=2	.250	4	1	0	0	0	1	1	8	12	0	0	0	0	0	0
Reyes,J		.231	13	3	0	0	0	5	5	28	42	0	0	0	0	1	0
Santana,J	<2	.000	1	0	0	0	0	0	0	2	3	0	0	0	0	0	0
Santana,J	=2	.000	1	0	0	0	0	0	0	2	3	0	0	0	0	0	0
Santana,J		.000	2	0	0	0	0	0	0	4	6	0	0	0	0	0	0
Takahashi,H	<2	.000	0	0	0	0	0	0	0	0	0	0	0	0	0	0	0
Takahashi,H	=2	.000	3	0	0	0	0	0	0	6	9	0	0	2	0	0	0
Takahashi,H		.000	3	0	0	0	0	0	0	6	9	0	0	2	0	0	0
Tatis,F	<2	.000	3	0	0	0	0	0	0	6	9	0	0	2	0	0	0
Tatis,F	=2	.000	0	0	0	0	0	1	1	2	3	1	0	0	0	0	0
Tatis,F		.000	3	0	0	0	0	1	1	8	12	1	0	2	0	0	0
Tejada,R	<2	.000	2	0	0	0	0	3	3	8	12	1	0	0	0	1	0
Tejada,R	=2	.250	4	1	0	0	0	3	3	10	15	1	0	0	0	0	0
Tejada,R		.167	6	1	0	0	0	6	6	18	27	2	0	0	0	1	0
Thole,J	<2	.667	3	2	0	0	0	3	3	8	12	1	0	1	0	0	0
Thole,J	=2	.000	3	0	0	0	0	1	1	8	12	1	0	2	0	0	0
Thole,J		.333	6	2	0	0	0	4	4	16	24	2	0	3	0	0	0
Valdes,R	<2	.000	0	0	0	0	0	0	0	0	0	0	0	0	0	0	0
Valdes,R	=2	.000	1	0	0	0	0	0	0	2	3	0	0	0	0	0	0
Valdes,R		.000	1	0	0	0	0	0	0	2	3	0	0	0	0	0	0
Wright,D	<2	.222	9	2	1	0	0	6	5	20	30	0	0	5	0	1	1
Wright,D	=2	.333	3	1	0	1	0	3	2	6	9	0	0	1	0	0	0
Wright,D		.250	12	3	1	1	0	9	7	26	39	0	0	6	0	1	1
METS	<2	.224	67	15	2	0	0	49	47	168	252	4	0	17	0	12	6
METS	=2	.266	64	17	4	2	0	38	35	136	204	4	0	11	0	0	0
METS		.244	131	32	6	2	0	87	82	304	456	8	0	28	0	12	6

PITCHERS

PLAYER	TEAM	T	PCT	G	GS	PO	A	E	TC	DP	TP
Acosta,M	NY	R	1.000	41	0	2	3	0	5	1	0
Dessens,E	NY	R	.941	53	0	4	12	1	17	0	0
Dickey,R	NY	R	1.000	27	26	17	44	0	61	4	0
Feliciano,P	NY	L	.958	92	0	6	17	1	24	2	0
+Gee,D	NY	R	1.000	5	5	2	3	0	5	0	0
Green,S	NY	R	1.000	11	0	1	1	0	2	0	0
+Igarashi,R	NY	R	.600	34	0	1	2	2	5	0	0
*Maine,J	NY	R	.875	9	9	1	6	1	8	0	0
+Mejia,J	NY	R	1.000	33	3	6	6	0	12	0	0
Misch,P	NY	L	.800	12	6	1	3	1	5	0	0
+Niese,J	NY	L	.971	30	30	7	26	1	34	0	0
Nieve,F	NY	R	1.000	40	1	3	3	0	6	0	0
Parnell,B	NY	R	1.000	41	0	1	7	0	8	0	0
Pelfrey,M	NY	R	.958	34	33	11	35	2	48	4	0
Perez,O	NY	L	1.000	17	7	1	4	0	5	1	0
Rodriguez,F	NY	R	1.000	53	0	5	4	0	9	0	0
Santana,J	NY	L	.968	29	29	12	18	1	31	1	0
+Stoner,T	NY	R	.000	1	0	0	0	0	0	0	0
+Takahashi,H	NY	L	.952	53	12	5	15	1	21	0	0
+Valdes,R	NY	L	1.000	38	1	3	8	0	11	0	0

CATCHERS

PLAYER	TEAM	T	PCT	G	GS	PO	A	E	TC	DP	TP	PB
Barajas,R	Total	R	.996	96	87	681	27	3	711	5	0	3
Barajas,R	LA	R	1.000	23	20	165	6	0	171	0	0	0
Barajas,R	NY	R	.994	73	67	516	21	3	540	5	0	3
Blanco,H	NY	R	.997	46	41	284	27	1	312	4	1	3
+Nickeas,M	NY	R	.938	4	3	14	1	1	16	0	0	0
+Thole,J	NY	R	.992	61	51	341	29	3	373	2	0	4

FIRST BASE

PLAYER	TEAM	T	PCT	G	GS	PO	A	E	TC	DP	TP
Catalanotto,F	NY	R	.000	1	1	0	0	0	0	0	0
Cora,A	NY	R	1.000	2	0	1	0	0	1	0	0
+Davis,I	NY	L	.993	146	141	1239	105	9	1353	133	1
Hessman,M	NY	R	1.000	6	6	50	1	0	51	4	0
Jacobs,M	NY	R	.981	7	6	50	1	1	52	3	0
*Tatis,F	NY	R	1.000	14	8	67	5	0	72	6	0

SECOND BASE

PLAYER	TEAM	T	PCT	G	GS	PO	A	E	TC	DP	TP
+Arias,J	NY	R	.970	13	4	19	13	1	33	4	0
Castillo,L	NY	R	.993	74	64	122	176	2	300	38	0
Cora,A	NY	R	.994	47	38	86	81	1	168	29	0
Hernandez,L	NY	R	1.000	10	9	17	32	0	49	7	0
*Tatis,F	NY	R	.000	3	0	0	0	0	0	0	0
+Tejada,R	NY	R	.972	50	46	79	126	6	211	31	0
+Turner,J	NY	R	1.000	3	1	4	3	0	7	2	0

+ = Rookie

2010 Mets Fielding

THIRD BASE

PLAYER	TEAM	T	PCT	G	GS	PO	A	E	TC	DP	TP
Hernandez,L	NY	R	.000	2	0	0	0	0	0	0	0
Hessman,M	NY	R	1.000	8	5	4	13	0	17	3	0
* Tatis,F	NY	R	1.000	4	2	2	1	0	3	1	0
+Turner,J	NY	R	1.000	1	0	0	2	0	2	1	0
Wright,D	NY	R	.956	155	155	110	321	20	451	34	0

SHORTSTOP

PLAYER	TEAM	T	PCT	G	GS	PO	A	E	TC	DP	TP
+Arias,J	NY	R	.500	2	1	1	0	1	2	0	0
Cora,A	NY	R	.947	6	3	7	11	1	19	4	0
Hernandez,L	NY	R	1.000	4	2	4	8	0	12	2	0
Reyes,J	NY	R	.973	133	132	179	362	15	556	77	1
+Tejada,R	NY	R	.982	28	24	33	75	2	110	15	0

OUTFIELDERS

PLAYER	TEAM	T	PCT	G	GS	PO	A	E	TC	DP	TP
+Arias,J	NY	R	.000	1	0	0	0	0	0	0	0
* Bay,J	NY	R	.993	93	92	141	6	1	148	1	0
Beltran,C	NY	R	1.000	61	58	146	4	0	150	1	0
+Carter,C	NY	L	1.000	30	26	30	0	0	30	0	0
Catalanotto,F	NY	R	.000	1	0	0	0	0	0	0	0
+Duda,L	NY	R	1.000	24	23	32	1	0	33	1	0
Evans,N	NY	R	1.000	10	5	13	0	0	13	0	0
+Feliciano,J	NY	L	1.000	35	19	52	1	0	53	0	0
Francoeur,J	NY	R	.987	118	109	221	11	3	235	5	0
+Martinez,F	NY	R	1.000	6	5	7	0	0	7	0	0
Mathews,G	NY	R	1.000	19	10	31	1	0	32	0	0
Pagan,A	NY	R	.987	145	139	368	10	5	383	2	1

+ = Rookie

2010 Defensive Charts

OUTFIELD ASSISTS

NAME	TOTAL	LAST
Pagan	10	9/19 vs. Atlanta
Bay	6	7/17 @ San Francisco
Beltran	4	9/22 @ Florida
Duda	1	9/3 @ Chicago (NL)
Feliciano	1	9/28 vs. Milwaukee
Francoeur	11	7/16 @ San Francisco
Mathews, Jr.	1	5/5 @ Cincinnati
TOTALS	34	2nd in NL

CATCHERS STEALING

NAME	CS	ATT	PCT
Blanco	11	22	50.0%
Nickeas	0	3	0%
Thole	11	25	44.0%
Barajas	4	27	14.8%
TOTALS	26	77	33.7%

ERRORLESS STREAK

NAME	G	LAST ERROR
Arias	1	10/2/10
Bay	14	7/6/10
Beltran	103	5/18/09
Blanco	15	7/30/10
Castillo	4	8/31/10
Carter	35	-
Davis	3	9/30/10
Duda	24	-
Evans	22	6/26/09
Feliciano	35	-
Hernandez	38	6/17/09
Hessman	20	9/7/08
Nickeas	1	9/29/10 (G1)
Pagan	21	9/6/10
Reyes	2	9/30/10
Tejada	4	9/29/10 (G1)
Thole	11	9/19/10
Wright	2	9/30/10

CATCHERS ERA

NAME	ER	INN	ERA
Blanco	136	361.0	3.39
Nickeas	15	22.2	5.96
Thole	185	467.1	3.56
Barajas	266	602.0	3.98

2010 Mets Highs & Lows

INDIVIDUAL BATTING:

Longest Hitting Streak.....	12 games, Reyes, 7/19-7/31
Most Runs, Nine-Inning Game.....	4, Bay, 6/13 @ Baltimore
Most Hits, Game.....	4, 10 times, last, Davis, 9/11 vs. Philadelphia
Most RBI, Game.....	5, twice, last, Tejada, 9/5 @ Chicago
Most Doubles, Game.....	2, 15 times, last, Reyes, 9/29 vs. Milwaukee (Game One)
Most Triples, Game.....	1, 40 times, last, Reyes, 9/29 vs. Milwaukee (Game One)
Most Home Runs, Game.....	2, 12 times, last, Beltran, 9/26 @ Philadelphia
Leadoff Home Runs, Game.....	2, last, Jose Reyes, 6/19 @ New York-AL
Walkoff Home Runs.....	4, last, Thole, 10/1 vs. Washington
Inside-the-Park Home Run.....	1, Pagan, 5/19 @ Washington (Hernandez)
Pinch-Hit Home Run.....	3, last, Carter, 10/2 vs. Washington (Balestar)
Most Home Runs, Consecutive Games.....	3, 10 times, last, Wright 9/26-9/29 (Game One)
Most Walks, Game.....	3, five times, last, Davis, 9/29 vs. Milwaukee
Most Strikeouts, Game.....	4, four times, last, Wright, 8/11 vs. Colorado
Most Total Bases, Game.....	10, twice, last, Wright, 6/13 @ Baltimore
Most Extra-Base Hits, Game.....	3, three times, last, Reyes, 9/29 vs. Milwaukee (2 2B, 3B)
Most Stolen Bases, Game.....	2, 12 times, last, Reyes, 8/18 @Houston

TEAM BATTING:

Most Runs, Game.....	18, 9/5 @ Chicago(NL)
Most Runs, Consecutive Games.....	21, twice, last, 9/5-9/6
Most Runs, Inning.....	8, 3rd inning, 6/22 vs. Detroit
Most Hits, Game.....	21, 9/5 @ Chicago(NL)
Fewest Runs, Game.....	0, 11 times, last, 9/12 vs. Philadelphia
Fewest Hits, Game.....	2, 6/10 vs. San Diego (Game One)
Most Hits, Inning.....	6, seven times, last, 4th inning, 9/15 vs. Pittsburgh
Most Total Bases, Game.....	33, 6/13 @ Baltimore
Most Doubles, Game.....	7, twice, last, 6/16 @ Cleveland
Most Triples, Game.....	2, twice, last, 4/27 vs. Los Angeles(Game One)
Most Home Runs, Game.....	4, 4 times, last, 6/13 @ Baltimore
Home Runs, Consecutive Games.....	6, 9/17-9/24
Most Home Runs, Inning.....	2, 7 times, last, 4th inning, 9/29 vs. Milwaukee
Back-to-Back Home Runs.....	twice, last, Wright & Davis, 5th inning, 6/27 vs. Minnesota
Most Extra-Base Hits, Game.....	8, two times, last, 5/30 @ Milwaukee
Most Walks, Nine-Inning Game.....	9, twice, last, 9/5 @ Chicago(NL)
Most Walks, Extra-Inning Game.....	9, twice, last, 8/18 @ Houston
Most Strikeouts, Nine-Inning Game.....	14, twice, last, 7/4 @ Washington
Most Strikeouts, Extra-Inning Game.....	16, twice, last, 7/21 @ Arizona
Most Stolen Bases, Game.....	4, 5/26 vs. Philadelphia
Most Runners LOB, Nine-Inning Game.....	13, 8/24 vs. Florida
Most Runners LOB, Extra-Inning Game.....	16, 8/18 @ Houston
Most Double Plays Hit into, Game.....	3, eight times, last, 9/21 @ Florida

INDIVIDUAL PITCHING:

Most Runs Allowed, Game.....	10, Santana, 5/2 @ Philadelphia
Most Hits Allowed, Game.....	13, Santana, 7/28 vs. St. Louis
Most Home Runs Allowed, Game.....	4, twice, last, Perez, 5/14 @ Florida
Most Home Runs Allowed, Inning.....	3, Perez, 4th, 5/14 @ Florida
Most Strikeouts, Game, Starter.....	11, Santana, 8/2 @ Atlanta
Most Strikeouts, Game, Reliever.....	7, Takahashi, 4/23 vs. Atlanta
Most Walks, Game.....	7, Perez, 5/9 vs. San Francisco
Longest Winning Streak.....	6, Dickey, 5/25-6/23
Longest Losing Streak.....	5, Perez, April 10-End of Season
Most Innings Pitched, Game.....	9.0 innings, six times, last, Dickey, 9/14 vs. Pittsburgh
Most Innings Pitched, Reliever.....	5.0 innings, Valdes, 5/20 @ Washington
Most Consecutive Scoreless Inning, Starter.....	27.0 IP, Pelfrey, 4/9-5/1
Most Consecutive Scoreless Inning, Reliever.....	14.0 IP, Dessens, 5/29-7/1

2010 Mets Highs & Lows

MANAGER & COACHES

PLAYER BIOS

2010 FINAL STATS

METS VS. OPPONENTS

2010 RECAPS

MINOR LEAGUES

TEAM PITCHING:

Most Runs Allowed, Game.....18, 5/31 @ San Diego
 Most Runs Allowed, Inning.....9, 4th, 5/2 @ Philadelphia
 Most Hits Allowed, Nine-Inning Game.....19, 5/31 @ San Diego
 Most Hits Allowed, Extra-Inning.....17, 4/7 vs. Florida
 Most Hits Allowed, Inning.....8, twice, last, 7/28 vs. St. Louis
 Fewest Runs Allowed, Game.....0, 19 times, last, 9/13 vs. Pittsburgh
 Fewest Hits Allowed, Game.....1, twice, last, 8/13 vs. Philadelphia
 Most Consecutive Scoreless Innings.....35.0 innings, 5/25-5/28 (8th inning)
 Most Home Runs Allowed, Game.....4, three times, last, 8/1 vs. Arizona
 Grand Slams, Allowed.....12, last, 9/19 vs. Atlanta (Lee off Acosta)
 Back-to-Back Home Runs.....six times, last, Jones/McCann, 8/4 @ Atlanta (Pelfrey)
 Most Strikeouts, Nine-Inning Game.....13, four times, last, 8/2 @ Atlanta
 Most Strikeouts, Extra-Inning Game.....19, 4/17 @ St. Louis
 Most Walks Allowed, Nine-Inning Game.....11, 5/9 vs. San Francisco
 Most Walks Allowed, Extra-Inning Game.....11, 4/17 @ St. Louis
 Fewest Walks Allowed, Game.....0, 11 times, last, 9/21 @ Florida
 Most Pitchers Used, Nine-Inning Game.....8, 9/29 vs. Milwaukee
 Most Pitchers Used, Extra-Inning Game.....9, 4/17 @ St. Louis

FIELDING:

Most Errors, Team, Nine-Inning Game.....4, 8/4 @ Atlanta
 Most Errors, Individual, Game.....2, twice, last, Reyes, 8/4 @ Atlanta
 Most Double Plays Turned, Nine-Inning Game.....4, 5 times, last, 9/5 @ Chicago(NL)
 Most Double Plays Turned, Extra-Inning, Game.....4, 4/17 @ St. Louis
 Triple Play, Turned.....1, 5/19 @ Washington
 Consecutive Errorless Games, Team.....8, twice, last, 7/19-7/28

TEAM MISCELLANEOUS:

Longest Game, Time, Nine Inning Game.....3:51, 6/30 @ Florida(Puerto Rico)
 Longest Game, Time, Extra Inning Game.....6:53, 4/17 @ St. Louis
 Shortest Game, Time, Nine Inning Game.....2:09, 8/13 vs. Philadelphia
 Longest Game, Innings.....20 innings, 4/17 @ St. Louis
 Largest Paid Attendance, Home.....41,422, 5/23 vs. New York-AL
 Largest Paid Attendance, Road.....49,240, 6/20 @ New York-AL
 Smallest Paid Attendance, Home.....24,384, 9/13 vs. Pittsburgh
 Smallest Paid Attendance, Road.....12,882, 6/15 @ Cleveland
 Home Sellouts.....4, last, 5/23 vs. New York-AL
 Longest Winning Streak.....8 games, twice, last, 6/10(G2) - 6/18
 Longest Losing Streak.....6 games, 9/17-9/24
 Largest Deficit Overcome.....5 runs, three times, last, 9/15 vs. Pittsburgh, trailed 5-0 after top 4, won, 8-7
 Largest Lead Lost.....4 runs, 8/26 vs. Florida, led 4-0 after 3, lost, 11-4

Runs Per Inning	1	2	3	4	5	6	7	8	9	10	TOTALS
Opponents	82	53	89	86	84	70	74	57	44	13	652
NY Mets	86	71	72	77	67	80	88	66	41	8	656

MULTI-RUN INNINGS		
RUNS	TIMES	LAST
2	91	10/2 vs. Washington (8th inning)
3	43	10/2 vs. Washington (7th inning)
4	12	8/28 vs. Houston (2nd inning)
5	11	9/29 vs. Milwaukee #1 (4th inning)
6	1	5/11 vs. Washington (8th inning)
7	1	9/15 vs. Pittsburgh (4th inning)
8	1	6/22 vs. Detroit (3rd inning)

MISCELLANEOUS WINS	
Come from Behind Wins21
Last: 9/28 vs. MIL	
Wins in Last At-Bat16
Last: 10/1 vs. WAS	
Walkoff Wins8
Last: 10/1 vs. WAS (Josh Thole HR)	

2010 Major League Standings

AMERICAN LEAGUE

AL EAST	WON	LOST	PCT.	GB	LAST 10			HOME	ROAD	VS.	VS.	VS.	VS.
					GAMES	STREAK				EAST	CENT	WEST	NL
* TAMPA BAY	96	66	.593	-	5-5	WON 2	49-32	47-34	42-30	26-13	21-12	7-11	
y NEW YORK	95	67	.586	1.0	3-7	LOST 2	52-29	43-38	38-34	23-13	23-13	11-7	
BOSTON	89	73	.549	7.0	5-5	WON 2	46-35	43-38	37-35	15-18	24-15	13-5	
TORONTO	85	77	.525	11.0	8-2	WON 1	45-33	40-44	39-33	22-19	17-14	7-11	
BALTIMORE	66	96	.407	30.0	5-5	LOST 1	37-44	29-52	24-48	17-20	18-17	7-11	

AL CENTRAL	WON	LOST	PCT.	GB	LAST 10			HOME	ROAD	VS.	VS.	VS.	VS.
					GAMES	STREAK				EAST	CENT	WEST	NL
* MINNESOTA	94	68	.580	-	2-8	LOST 1	53-28	41-40	15-21	47-25	24-12	8-10	
CHICAGO	88	74	.543	6.0	8-2	WON 2	45-36	43-38	17-18	32-40	24-13	15-3	
DETROIT	81	81	.500	13.0	4-6	WON 1	52-29	29-52	17-22	38-34	15-18	11-7	
CLEVELAND	69	93	.426	25.0	7-3	LOST 2	38-43	31-50	17-24	34-38	13-18	5-13	
KANSAS CITY	67	95	.414	27.0	4-6	LOST 2	38-43	29-52	17-18	29-43	13-24	8-10	

AL WEST	WON	LOST	PCT.	GB	LAST 10			HOME	ROAD	VS.	VS.	VS.	VS.
					GAMES	STREAK				EAST	CENT	WEST	NL
* TEXAS	90	72	.556	-	6-4	LOST 1	51-30	39-42	19-25	25-18	32-25	14-4	
OAKLAND	81	81	.500	9.0	4-6	WON 4	47-34	34-47	20-25	23-19	30-27	8-10	
LOS ANGELES	80	82	.494	10.0	5-5	WON 1	43-38	37-44	15-27	19-26	35-22	11-7	
SEATTLE	61	101	.377	29.0	3-7	LOST 5	35-46	26-55	17-26	18-26	17-40	9-9	

NATIONAL LEAGUE

NL EAST	WON	LOST	PCT.	GB	LAST 10			HOME	ROAD	VS.	VS.	VS.	VS.
					GAMES	STREAK				EAST	CENT	WEST	AL
* PHILADELPHIA	97	65	.599	-	6-4	LOST 1	54-30	43-35	44-28	21-19	22-10	10-8	
y ATLANTA	91	71	.562	6.0	5-5	WON 1	56-25	35-46	38-34	25-16	19-15	9-6	
FLORIDA	80	82	.494	17.0	4-6	WON 2	41-40	39-42	37-35	20-20	16-19	7-8	
NEW YORK	79	83	.488	18.0	5-5	LOST 1	47-34	32-49	31-41	21-19	14-18	13-5	
WASHINGTON	69	93	.426	28.0	5-5	WON 1	41-40	28-53	30-42	19-20	15-18	5-13	

NL CENTRAL	WON	LOST	PCT.	GB	LAST 10			HOME	ROAD	VS.	VS.	VS.	VS.
					GAMES	STREAK				EAST	CENT	WEST	AL
* CINCINNATI	91	71	.562	-	5-5	WON 2	49-32	42-39	17-15	49-30	17-19	8-7	
ST. LOUIS	86	76	.531	5.0	8-2	WON 5	52-29	34-47	18-15	39-39	20-16	9-6	
MILWAUKEE	77	85	.475	14.0	6-4	LOST 2	40-41	37-44	16-18	37-40	15-21	9-6	
HOUSTON	76	86	.469	15.0	3-7	WON 1	42-39	34-47	15-19	45-33	13-22	3-12	
CHICAGO	75	87	.463	16.0	6-4	LOST 1	35-46	40-41	17-14	34-45	16-18	8-10	
PITTSBURGH	57	105	.352	34.0	4-6	LOST 2	40-41	17-64	11-25	31-48	13-19	2-13	

NL WEST	WON	LOST	PCT.	GB	LAST 10			HOME	ROAD	VS.	VS.	VS.	VS.
					GAMES	STREAK				EAST	CENT	WEST	AL
* SAN FRANCISCO	92	70	.568	-	7-3	WON 1	49-32	43-38	19-14	28-14	38-34	7-8	
SAN DIEGO	90	72	.556	2.0	5-5	LOST 1	45-36	45-36	16-18	27-14	38-34	9-6	
COLORADO	83	79	.512	9.0	1-9	LOST 8	52-29	31-50	16-18	21-20	37-35	9-6	
LOS ANGELES	80	82	.494	12.0	7-3	WON 2	45-36	35-46	13-20	23-19	40-32	4-11	
ARIZONA	65	97	.401	27.0	4-6	LOST 2	40-41	25-56	16-16	16-27	27-45	6-9	

*-division winner
y-wild card winner

WILD CARD STANDINGS

AMERICAN LEAGUE WILD CARD RACE

TEAM	WINS	LOSSES	PCT.	GB
z NEW YORK	95	67	.586	-
BOSTON	89	73	.549	6.0
CHICAGO	88	74	.543	7.0
TORONTO	85	77	.535	10.0

NATIONAL LEAGUE WILD CARD RACE

TEAM	WINS	LOSSES	PCT.	GB
z ATLANTA	91	71	.562	-
SAN DIEGO	90	72	.556	1.0
ST. LOUIS	86	76	.531	5.0
COLORADO	83	79	.512	8.0

z-wild card winner

MANAGER & COACHES
PLAYER BIOS
2010 FINAL STATS
METS VS. OPPONENTS
2010 RECAPS
MINOR LEAGUES

2010 BATTING DEPARTMENT LEADERS

BATTING AVERAGE		HOME RUNS		RUNS BATTED IN		MULTI HIT GAMES	
.336.....Gonzalez,C COL	42.....Pujols,A STL	118.....Pujols,A STL	60.....Braun,R MIL				
.324.....Votto,J CIN	38.....Dunn,A WSH	117.....Gonzalez,C COL	58.....Prado,M ATL				
.321.....Infante,O ATL	37.....Votto,J CIN	113.....Votto,J CIN	57.....Gonzalez,C COL				
.315.....Tulowitzki,T COL	34.....Gonzalez,C COL	108.....Howard,R PHI	52.....Byrd,M CHI				
.312.....Holliday,M STL	33.....Uggla,D FLA	105.....Uggla,D FLA	52.....Holliday,M STL				
.312.....Pujols,A STL	32.....Reynolds,M ARI	104.....McGehee,C MIL	51.....Votto,J CIN				
.307.....Prado,M ATL	32.....Felder,P MIL	103.....Braun,R MIL	51.....Polanco,P PHI				
.307.....Zimmerman,R WSH	31.....Howard,R PHI	103.....WRIGHT,D NY	50.....Weeks,Jr,R MIL				
.304.....Braun,R MIL	31.....Hart,C MIL	103.....Holliday,M STL	50.....Uggla,D FLA				
.300.....Castro,S CHI	31.....Gonzalez,A SD	103.....Dunn,A WSH	50.....Infante,O ATL				

RUNS		HITS		TOTAL BASES		GRAND SLAMS	
115.....Pujols,A STL	197.....Gonzalez,C COL	351.....Gonzalez,C COL	3.....Gonzalez,A SD				
112.....Weeks Jr.,R MIL	188.....Braun,R MIL	350.....Pujols,A STL	2.....Ethier,A LA				
111.....Gonzalez,C COL	186.....Holliday,M STL	328.....Votto,J CIN	2.....McCann,B ATL				
106.....Votto,J CIN	184.....Prado,M ATL	317.....Holliday,M STL	2.....Conrad,B ATL				
106.....Werth,J PHI	183.....Pujols,A STL	310.....Braun,R MIL	2.....Molina,Y STL				
101.....Braun,R MIL	177.....Votto,J CIN	302.....Weeks,Jr.,R MIL	2.....Uribe,J SF				
100.....Uggla,D FLA	176.....Gonzalez,A SD	302.....Gonzalez,A SD	2.....Mora,M COL				
100.....Prado,M ATL	175.....Weeks,Jr.,R MIL	299.....Uggla,D FLA	1.....(47)Players Tied				
100.....Phillips,B CIN	174.....McGehee,C MIL	299.....Dunn,A WSH					
100.....Huff,A SF	173.....Pence,H HOU	295.....(2)Players Tied					

DOUBLES		TRIPLES		STOLEN BASES		HITTING STREAKS	
46.....Werth,J PHI	14.....Fowler,D COL	52.....Bourn,M HOU	21.....Posey,B SF				
45.....Braun,R MIL	12.....Drew,S ARI	37.....PAGAN,A NY7/04-07/28				
45.....Holliday,M STL	10.....Escobar,A MIL	34.....Morgan,N WSH	20.....Hart,C MIL				
43.....Torres,A SF	10.....REYES,J NY	34.....Victorino,S PHI6/14-07/05				
41.....Loney,J LA	10.....Victorino,S PHI	33.....McCutchen,A PIT	18.....Walker,N PIT				
40.....Prado,M ATL	9.....Gonzalez,C COL	32.....Ramirez,H FLA8/23-09/12				
40.....Soriano,A CHI	8.....Torres,A SF	30.....Stubbs,D CIN	18.....Ibanez,R PHI				
39.....Pujols,A STL	7.....(5)Players Tied	30.....REYES,J NY7/22-08/11				
39.....Byrd,M CHI		29.....Venable,W SD	17.....(2)Streaks Tied				
38.....McGehee,C MIL		28.....Young,C ARI					

WALKS		ON-BASE PERCENTAGE		SLUGGING PERCENTAGE		EXTRA-BASE HITS	
114.....Felder,P MIL	.424.....Votto,J CIN	.600.....Votto,J CIN	82.....Pujols,A STL				
103.....Pujols,A STL	.414.....Pujols,A STL	.598.....Gonzalez,C COL	77.....Gonzalez,C COL				
93.....Gonzalez,A SD	.401.....Felder,P MIL	.596.....Pujols,A STL	76.....Dunn,A WSH				
91.....Heyward,J ATL	.393.....Heyward,J ATL	.568.....Tulowitzki,T COL	75.....Votto,J CIN				
91.....Votto,J CIN	.393.....Gonzalez,A SD	.536.....Dunn,A WSH	75.....Werth,J PHI				
83.....Reynolds,M ARI	.390.....Holliday,M STL	.532.....Werth,J PHI	74.....Holliday,M STL				
83.....Huff,A SF	.388.....Zimmerman,R WSH	.532.....Holliday,M STL	71.....Braun,R MIL				
82.....Werth,J PHI	.388.....Werth,J PHI	.525.....Hart,C MIL	69.....Hart,C MIL				
79.....Johnson,K ARI	.387.....Utley,C PHI	.511.....Gonzalez,A SD	68.....WRIGHT,D NY				
78.....Uggla,D FLA	.385.....Huff,A SF	.510.....Zimmerman,R WSH	67.....(3)Players Tied				

OUTFIELD ASSISTS		HOME BATTING AVG		ROAD BATTING AVG		RISP BATTING AVG	
11.....Victorino,S PHI	.380.....Gonzalez,C COL	.349.....Votto,J CIN	.407.....Gonzalez,A SD				
11FRANCOEUR,J NY	.353.....Prado,M ATL	.336.....Braun,R MIL	.369.....Votto,J CIN				
10.....Young,C ARI	.351.....Infante,O ATL	.318.....Holliday,M STL	.350.....Gonzalez,C COL				
10.....Stanton,M FLA	.340.....Castro,S CHI	.315.....Byrd,M CHI	.348.....Pujols,A STL				
10.....PAGAN,A NY	.339.....Tulowitzki,T COL	.315.....Gonzalez,A SD	.345.....Infante,O ATL				
9.....Pence,H HOU	.335.....Pujols,A STL	.315.....Huff,A SF	.345.....Ludwick,R SD				
9.....Parra,G ARI	.330.....Sandoval,P SF	.308.....Uggla,D FLA	.339.....PAGAN,A NY				
9.....Bernadina,R WSH	.320.....Werth,J PHI	.306.....Polanco,P PHI	.338.....Gomes,J CIN				
8.....(8)Players Tied	.320.....PAGAN,A NY	.306.....Rasmus,C STL	.333.....Fowler,D COL				
	.317.....Zimmerman,R WSH	.297.....Infante,O ATL	.333.....Utley,C PHI				

DAY BATTING AVG		NIGHT BATTING AVG		VS RIGHTY AVG		VS LEFTY AVG	
.386.....Tulowitzki,T COL	.330.....Pujols,A STL	.347.....Votto,J CIN	.357.....Byrd,M CHI				
.359.....Polanco,P PHI	.330.....Gonzalez,C COL	.345.....Gonzalez,C COL	.344.....Holliday,M STL				
.346.....Gonzalez,C COL	.328.....Ethier,A LA	.342.....Infante,O ATL	.342.....Tulowitzki,T COL				
.340.....Infante,O ATL	.326.....Votto,J CIN	.320.....Prado,M ATL	.339.....Castro,S CHI				
.340.....Utley,C PHI	.322.....Zimmerman,R WSH	.318.....Ethier,A LA	.339.....WRIGHT,D NY				
.338.....Fowler,D COL	.316.....Holliday,M STL	.315.....Braun,R MIL	.337.....Gonzalez,A SD				
.337.....Gonzalez,A SD	.309.....Ramirez,H FLA	.314.....Pujols,A STL	.331.....Zimmerman,R WSH				
.320.....Votto,J CIN	.308.....Braun,R MIL	.305.....Ramirez,H FLA	.329.....Weeks,Jr,R MIL				
.312.....Theriot,R LA	.307.....REYES,J NY	.305.....Polanco,P PHI	.326.....Cabrera,O CIN				

MANAGER & COACHES

PLAYER BIDS

2010 FINAL STATS

METS VS. OPPONENTS

2010 RECAPS

MINOR LEAGUES

2010 BATTING CATEGORY LEADERS

CAUGHT STEALING		SACRIFICE BUNTS		SACRIFICE FLIES		STRIKEOUTS	
17.....Morgan,N	WSH	18.....Kershaw,C	LA	12.....WRIGHT,D	NY	211.....Reynolds,M	ARI
15.....Kemp,M	LA	16.....Dempster,R	CHI	10 FRANCOEUR,J	NY	199.....Dunn,A	WSH
12.....Bourn,M	HOU	15.....Morgan,N	WSH	9.....Kemp,M	LA	184.....Weeks,Jr,R	MIL
12.....Phillips,B	CIN	14.....Zito,B	SF	9.....Gomes,J	CIN	172.....LaRoche,A	ARI
11.....WRIGHT,D	NY	13.....Linceseum,T	SF	9.....Werth,J	PHI	170.....Kemp,M	LA
10.....McCutchen,A	PIT	12.....Eckstein,D	SD	8.....McGehee,C	MIL	168.....Stubbs,D	CIN
10.....Ramirez,H	FLA	11.....(5)Players	Tied	8.....Jones,G	PIT	161.....WRIGHT,D	NY
10.....REYES,J	NY			8.....Polanco,P	PHI	157.....Howard,R	PHI
9.....(3)Players	Tied			8.....Rolen,S	CIN	152.....Upton,J	ARI
				7.....(8) Players	Tied	149.....Uggla,D	FLA
GROUNDED INTO DP		INTENTIONAL WALKS		HIT BY PITCH		AT BATS	
26.....Sandoval,P	SF	38.....Pujols,A	STL	25.....Weeks,Jr,R	MIL	651.....Weeks,Jr,R	MIL
25.....Rodriguez,I	WSH	35.....Gonzalez,A	SD	21.....Fielder,P	MIL	626.....Phillips,B	CIN
23.....Pujols,A	STL	17.....Fielder,P	MIL	18.....Utley,C	PHI	619.....Braun,R	MIL
23.....Lee,D	ATL	13.....Ruiz,C	PHI	17.....Byrd,M	CHI	614.....Pence,H	HOU
20.....Upton,J	ARI	12.....Sandoval,P	SF	12.....Gomes,J	CIN	610.....Headley,C	SD
20.....Valdez,W	PHI	12.....Ramirez,H	FLA	10.....Heyward,J	ATL	610.....McGehee,C	MIL
20.....Uribe,J	SF	11.....Ethier,A	LA	10.....Morgan,N	WSH	605.....Lee,C	HOU
20.....Lee,C	HOU	11.....Cabrera,M	ATL	9.....(6)Players	Tied	602.....Kemp,M	LA
19.....Molina,Y	STL	11.....Howard,R	PHI			599.....Prado,M	ATL
18.....(3)Players	Tied	11.....Ibanez,R	PHI			596.....Holliday,M	STL
HARDEST TO FAN (PLATE APP. PER SO)		RBI RATIO (AT BATS PER RBI)		HOME RUN RATIO (AT BATS PER HOME RUN)		HARDEST TO DOUBLE UP (AT BATS PER GDP)	
16.0.....Keppinger,J	HOU	4.8.....Votto,J	CIN	14.0.....Pujols,A	STL	254.5.....Morgan,N	WSH
12.8.....Polanco,P	PHI	4.9.....Tulowitzki,T	COL	14.7.....Dunn,A	WSH	130.2.....Weeks,Jr,R	MIL
11.0.....Lee,C	HOU	5.0.....Pujols,A	STL	14.8.....Votto,J	CIN	127.8.....Gomes,J	CIN
10.2.....Molina,Y	STL	5.0.....Gonzalez,C	COL	15.6.....Reynolds,M	ARI	106.3.....Utley,C	PHI
10.1.....Cabrera,O	CIN	5.1.....Howard,R	PHI	17.3.....Gonzalez,C	COL	97.8.....Victorino,S	PHI
9.6.....REYES,J	NY	5.4.....Dunn,A	WSH	17.4.....Tulowitzki,T	COL	95.0.....McCutchen,A	PIT
9.2.....Pujols,A	STL	5.5.....Hart,C	MIL	17.7.....Howard,R	PHI	92.8.....Rasmus,C	STL
8.6.....Theriot,R	LA	5.6.....LaRoche,A	ARI	17.8.....Uggla,D	FLA	89.2.....Bourn,M	HOU
8.3.....Phillips,B	CIN	5.6.....Ramirez,A	CHI	18.0.....Hart,C	MIL	87.8.....Fowler,D	COL
8.3.....Schumaker,J	STL	5.6.....Uggla,D	FLA	18.1.....Fielder,P	MIL	85.7.....Stubbs,D	CIN
GAMES PLAYED							
162.....Kemp,M	LA						
161.....Headley,C	SD						
161.....Fielder,P	MIL						
161.....Loney,J	LA						
160.....Weeks,Jr,R	MIL						
160.....Gonzalez,A	SD						
159.....Uggla,D	FLA						
159.....Pujols,A	STL						
158.....(3)Players	Tied						

2010 PITCHING DEPARTMENT LEADERS

EARNED RUN AVERAGE

2.30.....Johnson,J	FLA
2.42.....Wainwright,A	STL
2.44.....Halladay,R	PHI
2.70.....Garcia,J	STL
2.76.....Oswalt,R	PHI
2.83.....Hudson,T	ATL
2.84.....DICKEY,R	NY
2.88.....Jimenez,U	COL
2.91.....Kershaw,C	LA
2.92.....Latos,M	SD

WINS

21.....Halladay,R	PHI
20.....Wainwright,A	STL
19.....Jimenez,U	COL
17.....Hudson,T	ATL
17.....Arroyo,B	CIN
16.....Lincecum,T	SF
16.....Carpenter,C	STL
16.....Lowe,D	ATL
15.....PELFREY,M	NY
15.....Dempster,R	CHI

WINNING STREAKS

9.....Jimenez,U	COL
.....05/15-07/08	
8.....Zambrano,C	CHI
.....08/14-10/02	
8.....Silva,C	CHI
.....04/16-06/07	
7.....Axford,J	MIL
.....06/08-09/15	
7.....Oswalt,R	PHI
.....08/11-09/17	

SAVES

48.....Wilson,B	SF
47.....Bell,H	SD
40.....Cordero,F	CIN
38.....Marmol,C	CHI
37.....Wagner,B	ATL
30.....Nunez,L	FLA
27.....Lidge,B	PHI
27.....Franklin,R	STL
26.....Capps,M	WSH
25.....RODRIGUEZ,F	NY

GAMES STARTED

35.....Carpenter,C	STL
34.....Hanson,T	ATL
34.....Wolf,R	MIL
34.....Hudson,T	ATL
34.....Dempster,R	CHI
33.....(16)Players	Tied

COMPLETE GAMES

9.....Halladay,R	PHI
5.....Wainwright,A	STL
4.....Cain,M	SF
4.....Jimenez,U	COL
4.....SANTANA,J	NY
2.....(10)Players	Tied

GAMES

92.....FELICIANO,P	NY
85.....Moylan,P	ATL
82.....Masset,N	CIN
80.....Gregerson,L	SD
80.....Marshall,S	CHI
79.....Venters,J	ATL
79.....Lyon,B	HOU
78.....Clippard,T	WSH
77.....Marmol,C	CHI
77.....Lopez,J	SF

INNINGS PITCHED

250.2.....Halladay,R	PHI
235.0.....Carpenter,C	STL
230.1.....Wainwright,A	STL
228.2.....Hudson,T	ATL
223.2.....Myers,B	HOU
223.1.....Cain,M	SF
221.2.....Jimenez,U	COL
215.2.....Wolf,R	MIL
215.2.....Arroyo,B	CIN
215.1.....Dempster,R	CHI

STRIKEOUTS

231.....Lincecum,T	SF
219.....Halladay,R	PHI
214.....Jimenez,U	COL
213.....Wainwright,A	STL
212.....Kershaw,C	LA
211.....Hamels,C	PHI
208.....Dempster,R	CHI
205.....Sanchez,J	SF
200.....Gallardo,Y	MIL
193.....Oswalt,R	PHI

WINNING PERCENTAGE

.704.....Jimenez,U	COL (19-08)
.677.....Halladay,R	PHI (21-10)
.667.....Gallardo,Y	MIL (14-07)
.654.....Hudson,T	ATL (17-09)
.647.....Johnson,J	FLA (11-06)
.647.....Zambrano,C	CHI (11-06)
.645.....Wainwright,A	STL (20-11)
.640.....Carpenter,C	STL (16-09)
.636.....Myers,B	HOU (14-08)
.632.....Cueto,J	CIN (12-07)

SHUTOUTS

4.....Halladay,R	PHI
2.....Gallardo,Y	MIL
2.....Cain,M	SF
2.....Jimenez,U	COL
2.....Wainwright,A	STL
2.....Oswalt,R	PHI
2.....SANTANA,J	NY
1.....(20)Players	Tied

OPPONENTS BATTING

AVERAGE AGAINST

.204.....Sanchez,J	SF
.209.....Jimenez,U	COL
.213.....Oswalt,R	PHI
.214.....Kershaw,C	LA
.217.....Latos,M	SD
.221.....Cain,M	SF
.224.....Wainwright,A	STL
.228.....Kennedy,I	ARI
.229.....Hudson,T	ATL
.229.....Johnson,J	FLA

HOME ERA

1.57.....Johnson,J	FLA
1.74.....Garcia,J	STL
1.78.....Wainwright,A	STL
1.99.....DICKEY,R	NY
2.01.....Myers,B	HOU
2.21.....Halladay,R	PHI
2.48.....Hudson,T	ATL
2.65.....Sanchez,A	FLA
2.81.....Carpenter,C	STL
2.82.....Rodriguez,W	HOU

ROAD ERA

2.22.....Oswalt,R	PHI
2.43.....Kershaw,C	LA
2.63.....Jimenez,U	COL
2.73.....Halladay,R	PHI
2.78.....SANTANA,J	NY
2.86.....Sanchez,J	SF
2.90.....Billingsley,C	LA
2.96.....Hamels,C	PHI
3.08.....Wainwright,A	STL
3.09.....Dempster,R	CHI

DAY ERA

1.89.....Wainwright,A	STL
1.95.....Oswalt,R	PHI
2.16.....Jimenez,U	COL
2.17.....Hudson,T	ATL
2.34.....Sanchez,A	FLA
2.40.....Latos,M	SD
2.56.....Kershaw,C	LA
2.57.....Johnson,J	FLA
2.73.....Hernandez,L	WSH
2.81.....SANTANA,J	NY

NIGHT ERA

2.19.....Johnson,J	FLA
2.25.....Halladay,R	PHI
2.53.....DICKEY,R	NY
2.73.....Lilly,T	LA
2.77.....Garcia,J	STL
2.79.....Sanchez,J	SF
2.83.....Wainwright,A	STL
2.87.....Hamels,C	PHI
2.98.....Carpenter,C	STL
3.04.....Kershaw,C	LA

MANAGER & COACHES
PLAYER BIDS
2010 FINAL STATS
METS VS. OPPONENTS
2010 RECAPS
MINOR LEAGUES

2010 PITCHING CATEGORY LEADERS

HITS ALLOWED		LOSSES		HOME RUNS ALLOWED		FEWEST WALKS PER 9 INNINGS	
231.....Halladay,R PHI	16.....Lopez,R ARI	37.....Lopez,R ARI	1.1.....Halladay,R PHI	228.....Maholm,P PIT	15.....Maholm,P PIT	32.....Lilly,T LA	2.0.....Lilly,T LA
227.....Lopez,R ARI	15.....Duke,Z PIT	29.....Wolf,R MIL	2.2.....DICKEY,R NY	216.....Hernandez,L WSH	14.....Wells,R CHI	29.....Arroyo,B CIN	2.2.....Wainwright,A STL
214.....Carpenter,C STL	14.....Zito,B SF	28.....Bush,D MIL	2.2.....Kuroda,H LA	213..... PELFREY,M NY	13.....Kuroda,H LA	27.....Blanton,J PHI	2.2.....Kuroda,H LA
213.....Wolf,R MIL	13.....Bush,D MIL	26.....Kennedy,I ARI	2.3.....Oswalt,R PHI	212.....Duke,Z PIT	13.....Oswalt,R PHI	26.....Kendrick,K PHI	2.4.....Johnson,J FLA
212.....Myers,B HOU	12.....(10)Players Tied	26.....Hamels,C PHI	2.4.....Hammel,J COL	209.....Wells,R CHI	12.....(10)Players Tied	25.....(2)Players Tied	2.4.....Carpenter,C STL
WILD PITCHES		HIT BATSMEN		EARNED RUNS		STRIKEOUTS PER 9 INNINGS	
16.....Kennedy,I ARI	14.....Hanson,T ATL	111.....Lopez,R ARI	9.8.....Linccum,T SF	16.....Jimenez,U COL	13.....Carpenter,C STL	105.....Maholm,P PIT	9.7.....Gallardo,Y MIL
15.....Sanchez,J SF	10.....Kennedy,I ARI	101.....Duke,Z PIT	9.5.....Sanchez,J SF	14.....Parra,M MIL	10.....Billingsle,C LA	100.....Wolf,R MIL	9.3.....Kershaw,C LA
13.....Hammel,J COL	10.....Dempster,R CHI	95.....Kendrick,K PHI	9.2.....Latos,M SD	13.....Jackson,E ARI	9.....(9)Players Tied	95.....Hammel,J COL	9.1.....Johnson,J FLA
12.....Kuroda,H LA	9.....(9)Players Tied	94.....Blanton,J PHI	9.1.....Hamels,C PHI	11..... DICKEY,R NY	93.....Narveson,C MIL	93.....Arroyo,B CIN	8.7.....Dempster,R CHI
10.....Casilla,S SF		93.....Arroyo,B CIN	8.7.....Jimenez,U COL	10.....(3)Players Tied	92.....(3)Players Tied	92.....(3)Players Tied	8.3.....Wainwright,A STL
BALKS		WALKS		RUNS ALLOWED		OPPONENTS BATTING AVERAGE AGAINST	
3.....Maya,Y WSH	96.....Sanchez,J SF	126.....Lopez,R ARI	.204.....Sanchez,J SF	3.....Hawksworth,B STL	92.....Jimenez,U COL	119.....Maholm,P PIT	.209.....Jimenez,U COL
3.....Duke,Z PIT	87.....Wolf,R MIL	115.....Duke,Z PIT	.213.....Oswalt,R PHI	2.....(15)Players Tied	87.....Garland,J SD	110.....Dempster,R CHI	.214.....Kershaw,C LA
	86.....Dempster,R CHI	108.....Bush,D MIL	.217.....Latos,M SD		84.....Zito,B SF	107.....Wolf,R MIL	.221.....Cain,M SF
	81.....Kershaw,C LA	104.....Blanton,J PHI	.224.....Wainwright,A STL		81.....Richard,C SD	103.....Kendrick,K PHI	.228.....Kennedy,I ARI
	77.....Norris,B HOU	99.....Carpenter,C STL	.229.....Hudson,T ATL		77.....Norris,B HOU	99.....Carpenter,C STL	.229.....Hudson,T ATL
	76.....Linccum,T SF	97.....(4)Players Tied	.229.....Johnson,J FLA		76.....Linccum,T SF	97.....(4)Players Tied	
GAMES FINISHED							
70.....Marmol,C CHI	64.....Cordero,F CIN	64.....Wagner,B ATL	59.....Wilson,B SF	57.....Bell,H SD	51.....Franklin,R STL	50.....Nunez,L FLA	50.....Dotel,O COL
46.....Broxton,J LA	46.....RODRIGUEZ,F NY						

MANAGER & COACHES
PLAYER BIOS
2010 FINAL STATS
METS VS. OPPONENTS
2010 RECAPS
MINOR LEAGUES

2010 ROOKIE BATTING DEPARTMENT LEADERS

BATTING AVERAGE		HOME RUNS		RUNS BATTED IN		MULTI-HIT GAMES	
.308	Johnson,C HOU	22	Stanton,M FLA	85	Sanchez,G FLA	42	Desmond,I WSH
.305	Posey,B SF	20	Colvin,T CHI	72	Heyward,J ATL	41	Sanchez,G FLA
.300	Castro,S CHI	19	DAVIS,I NY	71	DAVIS,I NY	39	Castro,S CHI
.300	Jay,J STL	19	Sanchez,G FLA	67	Posey,B SF	39	Heyward,J ATL
.299	Tabata,J PIT	18	Heyward,J ATL	66	Walker,N PIT	38	Posey,B SF
.296	Freese,D STL	18	Posey,B SF	65	Desmond,I WSH	36	Tabata,J PIT
.296	Walker,N PIT	16	Alvarez,P PIT	64	Alvarez,P PIT	33	DAVIS,I NY
.283	Morrison,L FLA	12	Walker,N PIT	59	Stanton,M FLA	33	Walker,N PIT
.280	Sanchez,A HOU	11	Johnson,C HOU	56	Colvin,T CHI	31	Johnson,C HOU
.277	Heyward,J ATL	11	Bernadina,R WSH	52	Johnson,C HOU	31	Escobar,A MIL

RUNS		HITS		TOTAL BASES		GRAND SLAMS	
83	Heyward,J ATL	156	Sanchez,G FLA	256	Sanchez,G FLA	2	Conrad,B ATL
73	DAVIS,I NY	144	Heyward,J ATL	237	Heyward,J ATL	1	Stanton,M FLA
72	Sanchez,G FLA	141	Desmond,I WSH	230	DAVIS,I NY	1	Espinoza,D WSH
61	Tabata,J PIT	139	Castro,S CHI	206	Desmond,I WSH	1	Alvarez,P PIT
60	Colvin,T CHI	138	DAVIS,I NY	205	Posey,B SF	1	Posey,B SF
59	Desmond,I WSH	126	Walker,N PIT	197	Walker,N PIT	1	Allen,B ARI
58	Posey,B SF	124	Posey,B SF	189	Castro,S CHI	1	Maxwell,J WSH
57	Walker,N PIT	121	Tabata,J PIT	182	Stanton,M FLA	1	Davis,B FLA
57	Escobar,A MIL	119	Escobar,A MIL	179	Colvin,T CHI		
53	Castro,S CHI	105	Johnson,C HOU	165	Escobar,A MIL		

DOUBLES		TRIPLES		STOLEN BASES		HITTING STREAKS	
37	Sanchez,G FLA	10	Escobar,A MIL	19	Tabata,J PIT	21	Posey,B SF
33	DAVIS,I NY	7	Morrison,L FLA	17	Desmond,I WSH		07/04-07/28
31	Castro,S CHI	5	Castro,S CHI	17	Young,Jr.,E COL	18	Walker,N PIT
29	Heyward,J ATL	5	Heyward,J ATL	16	Bernadina,R WSH		08/23-09/12
29	Walker,N PIT	5	Colvin,T CHI	12	Bourgeois,J HOU	14	Johnson,C HOU
27	Desmond,I WSH	4	Tabata,J PIT	11	Heyward,J ATL		07/16-07/31
23	Posey,B SF	4	Desmond,I WSH	10	Castro,S CHI	14	Tabata,J PIT
22	Johnson,C HOU	4	Sanchez,A HOU	10	Escobar,A MIL		09/17-10/01
21	(3)Players Tied	3	(3)Players Tied	7	Cain,L MIL	12	(2)Streaks Tied
				6	Colvin,T CHI		

WALKS		ON-BASE PERCENTAGE		SLUGGING PERCENTAGE		EXTRA-BASE HITS	
91	Heyward,J ATL	.393	Heyward,J ATL	.507	Stanton,M FLA	59	Sanchez,G FLA
72	DAVIS,I NY	.390	Morrison,L FLA	.505	Posey,B SF	53	DAVIS,I NY
57	Sanchez,G FLA	.361	Freese,D STL	.500	Colvin,T CHI	52	Heyward,J ATL
41	Morrison,L FLA	.359	Jay,J STL	.481	Johnson,C HOU	44	Stanton,M FLA
37	Alvarez,P PIT	.357	Posey,B SF	.462	Walker,N PIT	44	Walker,N PIT
36	Escobar,A MIL	.351	DAVIS,I NY	.461	Alvarez,P PIT	43	Colvin,T CHI
35	Bernadina,R WSH	.349	Walker,N PIT	.456	Heyward,J ATL	43	Posey,B SF
34	Stanton,M FLA	.347	Castro,S CHI	.448	Sanchez,G FLA	41	Desmond,I WSH
34	Walker,N PIT	.346	Tabata,J PIT	.447	Morrison,L FLA	39	Castro,S CHI
30	(02)Players Tied	.341	Sanchez,G FLA	.440	DAVIS,I NY	38	Alvarez,P PIT

OUTFIELD ASSISTS

10	Stanton,M FLA
9	Bernadina,R WSH
5	Tabata,J PIT
5	Jay,J STL
5	Heyward,J ATL
4	Morrison,L FLA
4	Maxwell,J WSH
4	Colvin,T CHI
3	Paul,X LA
3	Cain,L MIL

MANAGER & COACHES
PLAYER BIOS
2010 FINAL STATS
METS VS. OPPONENTS
2010 RECAPS
MINOR LEAGUES

2010 ROOKIE PITCHING DEPARTMENT LEADERS

EARNED RUN AVERAGE		WINS		WINNING STREAKS	
1.95	Venters,J ATL	13	Garcia,J STL	7	Axford,J MIL
2.70	Garcia,J STL	10	TAKAHASHI,H NY		06/08-09/15
3.00	Bumgarner,M SF	9	NIESE,J NY	5	(5)Streaks Tied
3.28	Chacin,J COL	9	Chacin,J COL		
3.51	Wood,T CIN	8	Leake,M CIN		
3.61	TAKAHASHI,H NY	8	Axford,J MIL		
3.91	Enright,B ARI	7	Hudson,D ARI		
4.20	NIESE,J NY	7	Bumgarner,M SF		
4.23	Leake,M CIN	6	Enright,B ARI		
4.38	Monasterio,C LA	6	Atilano,L WSH		
SAVES		GAMES STARTED		COMPLETE GAMES	
24	Axford,J MIL	30	NIESE,J NY	2	NIESE,J NY
8	TAKAHASHI,H NY	28	Garcia,J STL	1	Garcia,J STL
5	Storen,D WSH	22	Leake,M CIN		
4	Jansen,K LA	21	Chacin,J COL		
2	Demel,S ARI	18	Bumgarner,M SF		
1	(6)Players Tied	18	Ely,J LA		
		17	Wood,T CIN		
		17	Enright,B ARI		
		16	Atilano,L WSH		
		13	Monasterio,C LA		
GAMES		INNINGS PITCHED		STRIKEOUTS	
79	Venters,J ATL	173.2	NIESE,J NY	148	NIESE,J NY
68	Lopez,W HOU	163.1	Garcia,J STL	138	Chacin,J COL
60	Ondrusek,L CIN	138.1	Leake,M CIN	132	Garcia,J STL
57	Russell,J CHI	137.1	Chacin,J COL	114	TAKAHASHI,H NY
54	Storen,D WSH	122.0	TAKAHASHI,H NY	93	Venters,J ATL
54	Webb,R SD	111.0	Bumgarner,M SF	92	Strasburg,S WSH
53	TAKAHASHI,H NY	102.2	Wood,T CIN	91	Leake,M CIN
53	Cashner,A CHI	100.0	Ely,J LA	86	Bumgarner,M SF
50	Axford,J MIL	99.0	Enright,B ARI	86	Wood,T CIN
47	Herndon,D PHI	88.1	Monasterio,C LA	76	(2)Players Tied
WINNING PERCENTAGE		SHUTOUTS		OPPONENTS BATTING AVERAGE AGAINST	
.625	TAKAHASHI,H NY (10-06)	1	NIESE,J NY	.204	Venters,J ATL
.619	Garcia,J STL(13-08)	1	Garcia,J STL	.222	Wood,T CIN
.474	NIESE,J NY (09-10)			.227	Chacin,J COL
.450	Chacin,J COL(09-11)			.243	Garcia,J STL
				.252	TAKAHASHI,H NY
				.261	Enright,B ARI
				.272	Bumgarner,M SF
				.276	Ely,J LA
				.280	NIESE,J NY
				.280	Monasterio,C LA

2010 BATTING/PITCHING/FIELDING

CLUB BATTING

CLUB	AVG	G	AB	R	OR	H	TB	2B	3B	HR	GS	RBI	SH	SF	HP	BB	IBB	SO	SB	CS	DP	GI				
																						LOB	SHO	SLG	OBP	
Cincinnati	.272	162	5579	790	685	1515	2432	293	30	188	5	761	66	50	68	522	34	1218	93	43	113	1174	13	436	.338	
St. Louis	.263	162	5542	736	641	1456	2227	285	18	150	6	689	66	40	50	541	78	1027	79	41	124	1164	13	402	.332	
Colorado	.263	162	5530	770	717	1452	2349	270	54	173	4	741	56	47	47	585	53	1274	99	41	103	1175	10	425	.336	
Milwaukee	.262	162	5606	750	804	1471	2376	293	33	182	4	710	35	35	81	546	35	1216	81	26	115	1220	14	424	.335	
Philadelphia	.260	162	5581	772	640	1451	2307	290	34	166	5	736	44	43	63	560	69	1064	108	21	120	1194	11	413	.332	
Atlanta	.258	162	5463	738	629	1411	2190	312	25	139	7	699	69	35	51	634	50	1140	63	29	136	1222	13	401	.339	
San Francisco	.257	162	5488	697	583	1411	2241	284	30	162	6	660	76	41	50	487	53	1099	55	32	158	1092	16	408	.321	
Chicago	.257	162	5512	685	767	1414	2213	298	27	149	3	658	60	38	50	479	32	1236	56	31	124	1129	15	401	.320	
Florida	.254	162	5531	719	717	1403	2227	294	37	152	3	686	51	43	55	514	42	1375	92	26	107	1154	9	403	.321	
Los Angeles	.252	162	5426	667	692	1368	2056	270	29	120	4	621	85	50	46	533	57	1184	92	50	123	1142	17	379	.322	
Washington	.250	162	5418	655	742	1355	2114	250	31	149	3	634	71	47	60	503	36	1220	110	41	125	1113	14	390	.318	
Arizona	.250	162	5473	713	836	1366	2275	301	34	180	2	691	41	41	39	589	45	1529	86	41	113	1139	11	416	.325	
NEW YORK	.249	162	5465	656	652	1361	2091	266	40	128	0	625	74	57	46	502	53	1095	130	44	101	1124	11	383	.314	
Houston	.247	162	5452	611	729	1348	1974	252	25	108	3	577	75	29	33	415	27	1025	100	36	130	1060	13	362	.303	
San Diego	.246	162	5434	665	581	1338	2018	236	24	132	5	630	79	46	50	538	67	1183	124	50	106	1125	12	371	.317	
Pittsburgh	.242	162	5386	587	866	1303	2011	276	27	126	2	570	58	33	33	463	28	1207	87	36	119	1078	15	373	.304	
TOTALS	.255	1296	87886	11281	22423	35101	498	2404	10688	675	822	8411	759	1455	1917	207	399									

CLUB PITCHING

CLUB	W	L	ERA	G	CG	SHO	REL	SV	IP	H	R	ER	HR	HB	BB	IBB	SO	WP	BK	AVG				
																					OPP			
San Francisco	92	70	3.36	162	6	17	476	57	1461.0	1279	583	546	134	51	578	58	1331	74	4	.236				
San Diego	90	72	3.39	162	2	20	499	49	1456.1	1305	581	549	139	28	517	51	1295	29	5	.240				
Atlanta	91	71	3.56	162	2	9	490	41	1439.1	1326	629	569	126	49	505	64	1241	42	3	.246				
St. Louis	86	76	3.57	162	7	16	455	32	1453.2	1412	641	577	133	48	477	32	1094	42	4	.256				
Philadelphia	97	65	3.67	162	14	21	451	40	1456.1	1402	640	594	168	57	416	42	1183	26	5	.254				
NEW YORK	79	83	3.70	162	8	19	491	36	1453.0	1438	652	597	135	52	545	55	1106	48	5	.260				
Cincinnati	91	71	4.01	162	4	9	501	43	1453.0	1404	685	648	158	50	524	32	1130	48	6	.254				
Los Angeles	80	82	4.01	162	4	16	474	41	1441.2	1323	692	643	134	58	539	75	1274	58	8	.244				
Florida	80	82	4.08	162	5	17	481	39	1438.1	1433	717	652	134	51	549	42	1168	49	4	.261				
Houston	76	86	4.09	162	4	11	507	45	1439.1	1446	729	654	140	40	548	39	1210	57	9	.261				
Washington	69	93	4.13	162	2	5	494	37	1435.0	1469	742	658	151	46	512	57	1068	33	7	.266				
Colorado	83	79	4.14	162	6	12	513	35	1442.0	1405	717	663	139	56	525	54	1234	77	12	.257				
Chicago	75	87	4.18	162	1	14	482	40	1436.2	1409	767	668	154	65	605	42	1268	46	6	.255				
Milwaukee	77	85	4.58	162	3	7	495	35	1439.0	1487	804	733	173	48	582	42	1258	71	3	.267				
Arizona	65	97	4.81	162	3	3	454	35	1432.0	1503	836	765	210	58	548	38	1070	82	4	.271				
Pittsburgh	57	105	5.00	162	1	6	517	31	1411.2	1567	866	784	167	66	538	40	1026	56	10	.282				
TOTALS	1288	1304	4.02	1296	73	202	7780	636	23088.1	11281	10300	2395	823	763	18956	95	838	257						

CLUB FIELDING

CLUB	PCT	G	PO	A	E	TC	DP	TP	PB
San Diego	.988	162	4369	1626	72	6067	141	1	13
Cincinnati	.988	162	4359	1608	72	6039	142	0	4
San Francisco	.988	162	4383	1485	73	5941	110	0	6
Philadelphia	.986	162	4369	1687	83	6139	158	0	6
NEW YORK	.986	162	4359	1665	87	6111	159	1	10
St. Louis	.984	162	4361	1872	99	6332	172	0	10
Los Angeles	.984	162	4325	1589	98	6012	124	0	6
Colorado	.984	162	4326	1707	101	6134	182	0	15
Milwaukee	.983	162	4317	1516	101	5934	142	0	5
Arizona	.983	162	4296	1572	102	5970	152	0	15
Houston	.983	162	4318	1597	103	6018	135	0	12
Atlanta	.980	162	4318	1770	126	6214	166	0	6
Florida	.979	162	4315	1502	123	5940	130	0	11
Washington	.979	162	4305	1657	127	6089	148	0	5
Chicago	.979	162	4310	1550	126	5986	137	0	6
Pittsburgh	.979	162	4235	1654	127	6016	120	0	11
TOTALS	.983	1296	69265	26057	1620	96942	2318	2	141

2010 MISCELLANEOUS/RANK BATTING/RANK PITCHING

CLUB RANK MISCELLANEOUS

CLUB	VS LHS	VS RHS	GRASS	ARTIF	DAY	NIGHT	1-RUN	X-INN	DOUBLEHEADERS				ATTENDANCE	
									vs.AL	W	L	S	HOME	ROAD
Arizona	19-32	46-65	63-96	2-1	13-32	52-65	19-23	5-8	6-9	0	0	0	2,056,713	2,578,955
Atlanta	28-27	63-44	91-71	0-0	32-23	59-48	23-22	8-7	9-6	0	0	0	2,510,119	2,527,550
Chicago	26-28	49-59	75-87	0-0	35-43	40-44	22-32	4-6	8-10	0	0	0	3,062,973	2,614,085
Cincinnati	33-22	58-49	91-71	0-0	31-26	60-45	27-27	11-8	8-7	0	0	0	2,060,550	2,412,549
Colorado	34-27	49-52	83-79	0-0	35-23	48-56	28-30	8-10	9-6	0	0	1	2,875,245	2,550,989
Florida	34-15	46-67	76-80	4-2	22-21	58-61	23-28	5-8	7-8	0	0	1	1,524,894	2,454,951
Houston	27-18	49-68	76-86	0-0	25-25	51-61	21-18	7-6	3-12	0	0	0	2,331,490	2,581,130
Los Angeles	23-27	57-55	80-82	0-0	21-22	59-60	26-24	9-4	4-11	0	1	0	3,562,320	2,704,469
Milwaukee	25-25	52-60	77-85	0-0	21-33	56-52	26-23	8-5	9-6	1	0	0	2,776,531	2,451,803
NEW YORK	22-17	57-66	78-81	1-2	22-26	57-57	25-30	7-9	13-5	1	1	0	2,559,738	2,374,853
Philadelphia	28-20	69-45	97-65	0-0	27-24	70-41	29-17	11-6	10-8	0	0	0	3,647,249	2,661,263
Pittsburgh	19-25	38-80	57-105	0-0	16-29	41-76	20-24	4-8	2-13	0	0	0	1,613,399	2,478,624
San Diego	31-20	59-52	88-71	2-1	31-25	59-47	28-22	7-7	9-6	0	0	0	2,131,774	2,519,277
San Francisco	24-20	68-50	91-68	1-2	30-26	62-44	28-24	11-8	7-8	0	0	0	3,037,443	2,594,942
St. Louis	26-28	60-48	84-75	2-1	32-27	54-49	20-22	6-8	9-6	0	0	0	3,301,218	2,485,864
Washington	17-23	52-70	69-93	0-0	26-31	43-62	20-28	3-10	5-13	0	0	0	1,828,066	2,402,851

CLUB RANK BATTING

CLUB	AVG	G	AB	R	OR	H	TB	2B	3B	HR	GS	RBI	SH	SF	HP	BB	IBB	SO	SB	CS	GI				
																					DP	LOB	SHO	SLG	OBP
Arizona	12	1	9	8	15	11	5	2	4	3	14	6	15	9	14	2	9	16	11	9	5	8	3	4	7
Atlanta	6	1	11	5	3	7	10	1	13	11	1	5	7	13	6	1	8	6	14	4	15	16	7	10	1
Chicago	8	1	7	10	13	6	9	3	11	9	10	10	10	12	7	14	14	13	15	5	11	7	13	9	11
Cincinnati	1	1	3	1	7	1	1	5	8	1	4	1	8	2	2	9	13	11	7	13	5	12	7	1	2
Colorado	3	1	6	3	9	4	3	11	1	4	7	2	12	4	11	3	5	14	6	9	2	13	2	2	3
Florida	9	1	5	7	9	9	7	4	3	7	10	8	13	7	5	10	15	8	2	4	10	1	7	10	
Houston	14	1	12	15	11	14	16	14	13	16	10	15	4	16	15	16	16	1	5	7	14	1	7	16	16
Los Angeles	10	1	14	11	8	10	13	11	10	15	7	14	1	2	12	8	4	8	15	10	9	16	13	8	
Milwaukee	4	1	1	4	14	2	5	6	2	7	4	16	13	1	5	12	10	12	2	7	15	11	3	4	
NEW YORK	13	1	10	13	6	12	12	13	2	13	16	13	5	1	12	12	5	4	1	14	1	5	3	12	14
Philadelphia	5	1	2	4	5	4	7	4	5	4	3	14	7	3	4	2	3	4	1	9	14	3	5	5	
Pittsburgh	16	1	16	16	16	16	15	10	11	14	14	16	11	15	15	15	9	10	7	8	2	13	14	15	
San Diego	15	1	13	12	1	15	14	16	15	12	4	12	2	6	7	7	3	7	2	15	3	6	6	15	13
San Francisco	7	1	8	9	2	7	6	9	8	6	2	9	3	9	7	13	5	5	16	6	16	3	15	6	9
St. Louis	2	1	4	6	5	3	7	8	16	8	2	7	8	11	7	6	1	2	13	9	11	11	7	8	6
Washington	11	1	15	14	12	13	11	15	7	9	10	11	6	4	4	11	11	12	3	9	13	4	11	11	12

CLUB RANK PITCHING

CLUB	W	L	ERA	G	CG	SHO	REL	SV	IP	H	TBF	R	ER	HR	SH	SF	HB	BB	IBB	SO	WP	BK
Arizona	15	2	15	1	10	16	15	12	15	15	13	15	15	16	6	12	13	11	3	14	16	3
Atlanta	3	13	3	1	12	11	9	5	9	4	1	3	3	1	10	4	6	3	15	6	4	1
Chicago	13	4	13	1	15	8	10	7	13	8	14	13	13	11	8	7	15	16	6	4	6	10
Cincinnati	3	13	7	1	7	11	4	4	5	6	8	7	8	12	2	3	7	6	1	11	7	10
Colorado	7	10	12	1	4	9	2	12	7	7	6	9	12	7	4	9	11	7	11	7	15	16
Florida	8	8	9	1	6	4	11	9	12	10	10	9	9	3	14	11	8	13	6	10	9	3
Houston	12	5	10	1	7	10	3	3	9	12	11	11	10	9	3	6	2	11	4	8	11	14
Los Angeles	8	8	8	1	7	6	13	5	8	3	5	8	7	3	13	14	13	9	16	3	12	13
Milwaukee	11	6	14	1	10	13	6	12	11	14	16	14	14	15	8	15	4	15	6	5	13	1
NEW YORK	10	7	6	1	2	3	8	11	5	11	12	6	6	6	15	5	10	10	12	12	7	7
Philadelphia	1	16	5	1	1	1	16	7	2	5	3	4	5	14	10	2	12	1	6	9	1	7
Pittsburgh	16	1	16	1	15	14	1	16	16	16	15	16	16	13	12	16	16	8	5	16	10	15
San Diego	5	12	2	1	12	2	5	2	2	2	2	1	2	7	1	1	5	10	2	2	2	7
San Francisco	2	15	1	1	4	4	12	1	1	1	7	2	1	3	7	8	8	14	14	1	14	3
St. Louis	6	11	4	1	3	6	14	15	4	9	4	5	4	2	5	9	4	2	1	13	4	3
Washington	14	3	11	1	12	15	7	10	14	13	9	12	11	10	16	13	3	4	13	15	3	12

MANAGER & COACHES
PLAYER BIOS
2010 FINAL STATS
METS VS. OPPONENTS
2010 RECAPS
MINOR LEAGUES

2010 BATTING DEPARTMENT LEADERS

BATTING AVERAGE		HOME RUNS		RUNS BATTED IN		MULTI-HIT GAMES	
.359	Hamilton,J TEX	54	Bautista,J TOR	126	Cabrera,M DET	69	Suzuki,I SEA
.328	Cabrera,M DET	39	Konerko,P CWS	125	Rodriguez,A NYY	59	Cano,R NYY
.327	Mauer,J MIN	38	Cabrera,M DET	124	Bautista,J TOR	55	Young,M TEX
.321	Beltre,A BOS	33	Teixeira,M NYY	115	Guerrero,V TEX	54	Butler,B KC
.319	Cano,R NYY	32	Hamilton,J TEX	112	Young,D MIN	53	Hamilton,J TEX
.318	Butler,B KC	32	Ortiz,D BOS	111	Konerko,P CWS	53	Beltre,A BOS
.315	Suzuki,I SEA	31	Wells,V TOR	109	Cano,R NYY	53	Jeter,D NYY
.312	Konerko,P CWS	30	Rodriguez,A NYY	108	Teixeira,M NYY	52	Crawford,C TB
.307	Crawford,C TB	29	(3)Players Tied	104	Longoria,E TB	51	(4)Players Tied
.302	Martinez,V BOS			102	(2)Players Tied		

RUNS		HITS		TOTAL BASES		GRAND SLAMS	
113	Teixeira,M NYY	214	Suzuki,I SEA	351	Bautista,J TOR	3	Betancourt,Y KC
111	Cabrera,M DET	200	Cano,R NYY	341	Cabrera,M DET	3	Rodriguez,A NYY
111	Jeter,D NYY	189	Butler,B KC	334	Cano,R NYY	2	(12)Players Tied
110	Crawford,C TB	189	Beltre,A BOS	328	Hamilton,J TEX		
109	Bautista,J TOR	187	Markakis,N BAL	326	Beltre,A BOS		
103	Jackson,A DET	186	Hamilton,J TEX	320	Konerko,P CWS		
103	Cano,R NYY	186	Young,M TEX	304	Wells,V TOR		
99	Young,M TEX	184	Crawford,C TB	297	Crawford,C TB		
97	Gardner,B NYY	181	Jackson,A DET	294	Guerrero,V TEX		
96	(2)Players Tied	180	Cabrera,M DET	291	(2)Players Tied		

DOUBLES		TRIPLES		STOLEN BASES		HITTING STREAKS	
49	Beltre,A BOS	13	Crawford,C TB	68	Pierre,J CWS	23	Hamilton,J TEX
46	Longoria,E TB	10	Jackson,A DET	50	Davis,R OAK		06/04-06/30
46	Young,D MIN	10	(3)Span,D MIN	47	Gardner,B NYY	21	Guillen,J KC
45	Butler,B KC	8	Pennington,C OAK	47	Crawford,C TB		06/04-06/27
45	Markakis,N BAL	7	Gardner,B NYY	42	Upton,B TB	20	Cabrera,M DET
45	Cabrera,M DET	7	Granderson,C NYY	42	Suzuki,I SEA		06/19-07/16
44	Wells,V TOR	6	Maier,M KC	42	Figgins,D SEA	19	Brantley,M CLE
43	Mauer,J MIN	6	Podsednik,S KC	34	Rios,A CWS		08/30-09/19
41	(3)Players Tied	5	(11)Players Tied	32	Andrus,E TEX	19	Cruz,N TEX
							07/08-07/31

WALKS		ON-BASE PERCENTAGE		SLUGGING PERCENTAGE		EXTRA-BASE HITS	
110	Barton,D OAK	.420	Cabrera,M DET	.633	Hamilton,J TEX	92	Bautista,J TOR
100	Bautista,J TOR	.411	Hamilton,J TEX	.622	Cabrera,M DET	84	Cabrera,M DET
93	Teixeira,M NYY	.402	Mauer,J MIN	.617	Bautista,J TOR	79	Beltre,A BOS
92	Zobrist,B TB	.401	Choo,S CLE	.584	Konerko,P CWS	78	Wells,V TOR
89	Cabrera,M DET	.393	Barton,D OAK	.553	Beltre,A BOS	75	Hamilton,J TEX
87	Pena,C TB	.393	Konerko,P CWS	.535	Scott,L BAL	73	Longoria,E TB
87	Abreu,B LAA	.388	Butler,B KC	.534	Cano,R NYY	73	Cano,R NYY
83	Choo,S CLE	.383	Gardner,B NYY	.529	Ortiz,D BOS	70	Konerko,P CWS
82	Ortiz,D BOS	.381	Cano,R NYY	.515	Wells,V TOR	69	Teixeira,M NYY
79	Gardner,B NYY	.378	Bautista,J TOR	.511	Swisher,N NYY	69	Ortiz,D BOS

OUTFIELD ASSISTS		HOME BATTING AVG		ROAD BATTING AVG		RISP BATTING AVG	
14	Choo,S CLE	.390	Hamilton,J TEX	.341	Cano,R NYY	.369	Hamilton,J TEX
12	Young,D MIN	.342	Konerko,P CWS	.339	Mauer,J MIN	.359	Crawford,C TB
12	Jones,A BAL	.342	Cabrera,M DET	.327	Beltre,A BOS	.355	Young,D MIN
12	Gardner,B NYY	.338	Scott,L BAL	.327	Hamilton,J TEX	.347	Andrus,E TEX
12	Bautista,J TOR	.335	Martinez,V BOS	.317	Suzuki,I SEA	.338	Markakis,N BAL
10	Swisher,N NYY	.335	Choo,S CLE	.315	Cabrera,M DET	.338	Beltre,A BOS
10	Bourjos,P LAA	.324	Longoria,E TB	.315	Butler,B KC	.328	Mauer,J MIN
9	(7)Players Tied	.321	Wells,V TOR	.313	Crawford,C TB	.323	Konerko,P CWS
		.320	Butler,B KC	.311	Hunter,T LAA	.322	Cabrera,M DET
		.315	Guerrero,V TEX	.306	Markakis,N BAL	.322	Cano,R NYY

DAY BATTING AVG		NIGHT BATTING AVG		VS RIGHTY AVG		VS LEFTY AVG	
.381	Rios,A CWS	.384	Hamilton,J TEX	.401	Hamilton,J TEX	.400	Martinez,V BOS
.325	Konerko,P CWS	.340	Suzuki,I SEA	.365	Mauer,J MIN	.361	Markakis,N BAL
.325	Butler,B KC	.338	Cano,R NYY	.337	Cano,R NYY	.339	Konerko,P CWS
.318	Cabrera,M DET	.335	Cabrera,M DET	.333	Cabrera,M DET	.338	Guerrero,V TEX
.315	Jeter,D NYY	.333	Beltre,A BOS	.332	Crawford,C TB	.337	Boesch,B DET
.314	Mauer,J MIN	.332	Mauer,J MIN	.330	Butler,B KC	.328	Beltre,A BOS
.308	Hudson,O MIN	.321	Martinez,V BOS	.319	Choo,S CLE	.324	Longoria,E TB
.302	Longoria,E TB	.317	Guerrero,V TEX	.318	Suzuki,I SEA	.322	Young,M TEX
.296	Teixeira,M NYY	.314	Butler,B KC	.318	Beltre,A BOS	.321	Jeter,D NYY
.296	Hunter,T LAA	.314	Davis,R OAK	.317	Jackson,A DET	.313	Cabrera,M DET

MANAGER & COACHES
PLAYER BIDS
2010 FINAL STATS
METS VS. OPPONENTS
2010 RECAPS
MINOR LEAGUES

2010 BATTING CATEGORY DEPARTMENT LEADERS

CAUGHT STEALING		SACRIFICE BUNTS		SACRIFICE FLIES		STRIKEOUTS	
18.....	Pierre,J CWS	17.....	Andrus,E TEX	12.....	Zobrist,B TB	170.....	Jackson,A DET
15.....	Andrus,E TEX	17.....	Figgins,D SEA	11.....	Young,M TEX	164.....	Upton,B TB
15.....	Figgins,D SEA	15.....	Pierre,J CWS	11.....	Rodriguez,A NYY	158.....	Pena,C TB
14.....	Rios,A CWS	12.....	Pennington,C OAK	10.....	Longoria,E TB	145.....	Ortiz,D BOS
12.....	Podsednik,S KC	12.....	Barton,D OAK	10.....	Peralta,J DET	144.....	Lind,A TOR
12.....	Hunter,T LAA	12.....	McDonald,D BOS	9.....	Butler,B KC	139.....	Swisher,N NYY
11.....	Davis,R OAK	11.....	Cabrera,A CLE	9.....	Young,D MIN	137.....	Gutierrez,F SEA
10.....	Crawford,C TB	11.....	Aybar,E LAA	9.....	Wigginton,T BAL	137.....	Napoli,M LAA
10.....	Abreu,B LAA	11.....	Bartlett,J TB	8.....	Gutierrez,F SEA	134.....	Inge,B DET
9.....	(3)Players Tied	10.....	(3)Players Tied	8.....	Cabrera,M DET	132.....	Abreu,B LAA
GROUNDED INTO DP		INTENTIONAL WALKS		HIT BY PITCH		AT-BATS	
32.....	Butler,B KC	32.....	Cabrera,M DET	21.....	Pierre,J CWS	680.....	Suzuki,I SEA
26.....	Cuddyer,M MIN	14.....	Mauer,J MIN	20.....	Quentin,C CWS	663.....	Jeter,D NYY
25.....	Beltre,A BOS	14.....	Cano,R NYY	13.....	Jones,A BAL	656.....	Young,M TEX
23.....	Wigginton,T BAL	14.....	Ortiz,D BOS	13.....	Teixeira,M NYY	651.....	Pierre,J CWS
22.....	Suzuki,K OAK	13.....	Suzuki,I SEA	12.....	Suzuki,K OAK	632.....	Scutaro,M BOS
22.....	Callaspo,A LAA	12.....	Longoria,E TB	12.....	Wilson,Jo SEA	629.....	Markakis,N BAL
22.....	Hunter,T LAA	11.....	Choo,S CLE	12.....	Hafner,T CLE	629.....	Span,D MIN
22.....	Jeter,D NYY	10.....	Hafner,T CLE	11.....	Choo,S CLE	626.....	Cano,R NYY
21.....	Rios,A CWS	10.....	Beltre,A BOS	11.....	Napoli,M LAA	618.....	Jackson,A DET
21.....	Young,M TEX	9.....	Markakis,N BAL	10.....	(03)Players Tied	616.....	Kendrick,H LAA
HARDEST TO FAN (PLATE APP. PER SO)		RBI RATIO (AT-BATS PER RBI)		HOME RUN RATIO (AT-BATS PER HOME)		HARDEST TO DOUBLE UP (AT-BATS PER GIDP)	
15.6.....	Pierre,J CWS	4.2.....	Rodriguez,A NYY	10.5.....	Bautista,J TOR	300.0.....	Crawford,C TB
14.3.....	Callaspo,A LAA	4.3.....	Cabrera,M DET	14.1.....	Konerko,P CWS	242.0.....	Pena,C TB
12.9.....	Pierzynski,A CWS	4.6.....	Bautista,J TOR	14.4.....	Cabrera,M DET	226.7.....	Suzuki,I SEA
11.1.....	Suzuki,K OAK	4.9.....	Konerko,P CWS	16.2.....	Hamilton,J TEX	155.3.....	Granderson,C NYY
11.0.....	Mauer,J MIN	5.1.....	Ortiz,D BOS	16.2.....	Ortiz,D BOS	123.6.....	Jackson,A DET
10.7.....	Guerrero,V TEX	5.1.....	Young,D MIN	16.6.....	Scott,L BAL	107.8.....	Damon,J DET
10.3.....	Martinez,V BOS	5.2.....	Guerrero,V TEX	17.3.....	Pena,C TB	98.0.....	Andrus,E TEX
9.8.....	Scutaro,M BOS	5.2.....	Hamilton,J TEX	17.4.....	Rodriguez,A NYY	92.8.....	Boesch,B DET
9.7.....	Izturis,C BAL	5.2.....	Quentin,C CWS	17.4.....	Quentin,C CWS	81.4.....	Pierre,J CWS
9.5.....	Span,D MIN	5.5.....	Longoria,E TB	17.4.....	Napoli,M LAA	79.5.....	Gardner,B NYY
GAMES PLAYED							
162.....	Suzuki,I SEA						
161.....	Bautista,J TOR						
161.....	Figgins,D SEA						
160.....	Markakis,N BAL						
160.....	Cano,R NYY						
160.....	Pierre,J CWS						
159.....	Barton,D OAK						
158.....	Butler,B KC						
158.....	Kendrick,H LAA						
158.....	Teixeira,M NYY						

MANAGER & COACHES
PLAYER BIOS
2010 FINAL STATS
METS VS. OPPONENTS
2010 RECAPS
MINOR LEAGUES

2010 PITCHING DEPARTMENT LEADERS

EARNED RUN AVERAGE

2.27	Hernandez,F	SEA
2.33	Buchholz,C	BOS
2.72	Price,D	TB
2.97	Cahill,T	OAK
3.01	Weaver,J	LAA
3.18	Sabathia,C	NYN
3.19	Lee,C	TEX
3.23	Gonzalez,G	OAK
3.25	Lester,J	BOS
3.35	Wilson,C	TEX

WINS

21	Sabathia,C	NYN
19	Price,D	TB
19	Lester,J	BOS
18	Cahill,T	OAK
18	Verlander,J	DET
18	Hughes,P	NYN
17	Buchholz,C	BOS
17	Santana,E	LAA
17	Pavano,C	MIN
15	(5)Players	Tied

WINNING STREAKS

9	Sabathia,C	NYN
	06/03-07/22	
8	Hunter,R	TEX
	06/05-07/25	
8	Lester,J	BOS
	04/28-06/16	
8	Liriano,F	MIN
	07/16-09/14	
8	Pavano,C	MIN
	06/09-07/27	

SAVES

45	Soriano,R	TB
43	Soria,J	KC
40	Feliz,N	TEX
37	Papelbon,J	BOS
37	Gregg,K	TOR
33	Rivera,M	NYN
31	Aardsma,D	SEA
27	Jenks,R	CWS
26	Valverde,J	DET
25	Bailey,A	OAK

GAMES STARTED

34	Weaver,J	LAA
34	Hernandez,F	SEA
34	Sabathia,C	NYN
33	(10)Players	Tied

COMPLETE GAMES

7	Lee,C	TEX
7	Pavano,C	MIN
6	Hernandez,F	SEA
5	Braden,D	OAK
4	Verlander,J	DET
4	Carmona,F	CLE
4	Santana,E	LAA
3	(6)Players	Tied

GAMES

85	Choate,R	TB
75	Breslow,C	OAK
74	Coke,P	DET
74	Guerrier,M	MIN
73	Chamberlain,J	NYN
73	Bard,D	BOS
72	O'Day,D	TEX
72	Rodney,F	LAA
71	Crain,J	MIN
70	(5)Players	Tied

INNINGS PITCHED

249.2	Hernandez,F	SEA
237.2	Sabathia,C	NYN
224.1	Verlander,J	DET
224.1	Weaver,J	LAA
222.2	Santana,E	LAA
221.0	Pavano,C	MIN
220.0	Greinke,Z	KC
215.0	Lackey,J	BOS
213.0	Danks,J	CWS
211.4	Lee,C	TEX

STRIKEOUTS

233	Weaver,J	LAA
232	Hernandez,F	SEA
225	Lester,J	BOS
219	Verlander,J	DET
201	Liriano,F	MIN
197	Sabathia,C	NYN
196	Lewis,C	TEX
188	Price,D	TB
187	Shields,J	TB
185	Lee,C	TEX

WINNING PERCENTAGE

.765	Hunter,R	TEX (13-04)
.760	Price,D	TB (19-06)
.750	Sabathia,C	NYN (21-07)
.708	Buchholz,C	BOS (17-07)
.692	Cahill,T	OAK (18-08)
.692	Hughes,P	NYN (18-08)
.684	Slowey,K	MIN (13-06)
.682	Cecil,B	TOR (15-07)
.679	Lester,J	BOS (19-09)
.667	(2)Players	Tied

SHUTOUTS

2	Braden,D	OAK
2	Pavano,C	MIN
1	(19)Players	Tied

OPPONENTS BATTING

AVERAGE AGAINST

.212	Hernandez,F	SEA
.217	Wilson,C	TEX
.220	Cahill,T	OAK
.220	Lester,J	BOS
.221	Price,D	TB
.222	Weaver,J	LAA
.226	Buchholz,C	BOS
.227	Lewis,C	TEX
.228	Verlander,J	DET
.229	Gonzalez,G	OAK

HOME ERA

1.86	Weaver,J	LAA
1.96	Price,D	TB
2.06	Hernandez,F	SEA
2.18	Pineiro,J	LAA
2.18	Cahill,T	OAK
2.20	Buchholz,C	BOS
2.31	Verlander,J	DET
2.56	Gonzalez,G	OAK
2.74	Morrow,B	TOR
2.79	Lee,C	TEX

ROAD ERA

2.45	Buchholz,C	BOS
2.46	Hernandez,F	SEA
2.88	Lester,J	BOS
2.91	Wilson,C	TEX
3.34	Sabathia,C	NYN
3.43	Braden,D	OAK
3.53	Lee,C	TEX
3.58	Santana,E	LAA
3.61	Carmona,F	CLE
3.63	Danks,J	CWS

DAY ERA

1.95	Hernandez,F	SEA
2.17	Gonzalez,G	OAK
2.20	Cahill,T	OAK
2.31	Pettitte,A	NYN
2.37	Weaver,J	LAA
2.60	Lester,J	BOS
2.67	Danks,J	CWS
2.67	Sabathia,C	NYN
3.05	Liriano,F	MIN
3.14	Romero,R	TOR

NIGHT ERA

1.97	Buchholz,C	BOS
2.40	Hernandez,F	SEA
2.46	Price,D	TB
3.04	Lee,C	TEX
3.09	Lewis,C	TEX
3.29	Cahill,T	OAK
3.32	Wilson,C	TEX
3.39	Verlander,J	DET
3.42	Weaver,J	LAA
3.48	Lester,J	BOS

MANAGER & COACHES
PLAYER BIDS
2010 FINAL STATS
METS VS. OPPONENTS
2010 RECAPS
MINOR LEAGUES

2010 PITCHING CATEGORY LEADERS

HITS ALLOWED		LOSSES		HOME RUNS ALLOWED		FEWEST WALKS PER 9 INNINGS	
246.....	Shields,J TB	16.....	Millwood,K BAL	34.....	Shields,J TB	.8.....	Lee,C TEX
246.....	Buehrle,M CWS	15.....	Kazmir,S LAA	32.....	Vazquez,J NYY	1.5.....	Pavano,C MIN
233.....	Lackey,J BOS	15.....	Shields,J TB	30.....	Millwood,K BAL	1.7.....	Fister,D SEA
227.....	Pavano,C MIN	15.....	Burnett,A NYY	28.....	Garza,M TB	2.0.....	Marcum,S TOR
223.....	Millwood,K BAL	14.....	Fister,D SEA	27.....	Santana,E LAA	2.0.....	Braden,D OAK
221.....	Santana,E LAA	14.....	Braden,D OAK	26.....	Bergesen,B BAL	2.1.....	Buehrle,M CWS
219.....	Greinke,Z KC	14.....	Guthrie,J BAL	25.....	(8) Players Tied	2.1.....	Porcello,R DET
209.....	Sabathia,C NYY	14.....	Greinke,Z KC			2.1.....	Guthrie,J BAL
206.....	Davies,K KC	14.....	Carmona,F CLE			2.2.....	Weaver,J LAA
204.....	Burnett,A NYY	13.....	(5) Players Tied			2.3.....	Greinke,Z KC

WILD PITCHES		HIT BATSMEN		EARNED RUNS		STRIKEOUTS PER 9 INNINGS	
18.....	Romero,R TOR	19.....	Burnett,A NYY	117.....	Shields,J TB	9.7.....	Lester,J BOS
16.....	Burnett,A NYY	16.....	Guthrie,J BAL	109.....	Davies,K KC	9.4.....	Liriano,F MIN
14.....	Hernandez,F SEA	12.....	Kazmir,S LAA	109.....	Burnett,A NYY	9.3.....	Weaver,J LAA
13.....	Shields,J TB	12.....	Santana,E LAA	108.....	Millwood,K BAL	8.8.....	Verlander,J DET
12.....	Masterson,J CLE	11.....	Masterson,J CLE	105.....	Bonderman,J DET	8.8.....	Lewis,C TEX
12.....	Garza,M TB	10.....	Lester,J BOS	105.....	Lackey,J BOS	8.5.....	Scherzer,M DET
11.....	(5) Players Tied	10.....	Bonderman,J DET	102.....	Greinke,Z KC	8.4.....	Hernandez,F SEA
		10.....	Wilson,C TEX	100.....	Buehrle,M CWS	8.3.....	Shields,J TB
		10.....	Liriano,F MIN	99.....	Kazmir,S LAA	8.1.....	Price,D TB
		9.....	(4) Players Tied	97.....	(2) Players Tied	7.8.....	Lee,C TEX

BALKS		WALKS		RUNS ALLOWED		OPPONENTS BATTING AVERAGE AGAINST	
5.....	Buehrle,M CWS	93.....	Wilson,C TEX	128.....	Shields,J TB	.212.....	Hernandez,F SEA
4.....	Vargas,J SEA	92.....	Gonzalez,G OAK	118.....	Burnett,A NYY	.217.....	Wilson,C TEX
3.....	Porcello,R DET	83.....	Lester,J BOS	116.....	Millwood,K BAL	.220.....	Cahill,T OAK
3.....	Fister,D SEA	82.....	Romero,R TOR	114.....	Greinke,Z KC	.220.....	Lester,J BOS
3.....	Bergesen,B BAL	80.....	Davies,K KC	114.....	Davies,K KC	.221.....	Price,D TB
3.....	Price,D TB	79.....	Price,D TB	114.....	Lackey,J BOS	.222.....	Weaver,J LAA
3.....	Galarraga,A DET	79.....	Kazmir,S LAA	113.....	Bonderman,J DET	.226.....	Buchholz,C BOS
2.....	(8) Players Tied	78.....	Burnett,A NYY	107.....	Masterson,J CLE	.227.....	Lewis,C TEX
		74.....	Matsuzaka,D BOS	105.....	Buehrle,M CWS	.228.....	Verlander,J DET
		74.....	Sabathia,C NYY	104.....	(2) Players Tied	.229.....	Gonzalez,G OAK

GAMES FINISHED

59.....	Feliz,N TEX
56.....	Soria,J KC
56.....	Soriano,R TB
56.....	Gregg,K TOR
55.....	Valverde,J DET
55.....	Rivera,M NYY
53.....	Papelbon,J BOS
46.....	Jenks,R CWS
43.....	Aardsma,D SEA
42.....	Bailey,A OAK

2010 ROOKIE BATTING DEPARTMENT LEADERS

BATTING AVERAGE		HOME RUNS		RUNS BATTED IN		MULTI-HIT GAMES	
.311.....	Valencia,D MIN	14.....	Boesch,B DET	67.....	Boesch,B DET	51.....	Jackson,A DET
.293.....	Jackson,A DET	13.....	Smoak,J SEA	48.....	Smoak,J SEA	33.....	Boesch,B DET
.263.....	Jaso,J TB	10.....	Saunders,M SEA	45.....	Brignac,R TB	26.....	Valencia,D MIN
.256.....	Boesch,B DET	9.....	Moreland,M TEX	44.....	Jaso,J TB	19.....	Jaso,J TB
.256.....	Brignac,R TB	8.....	Brignac,R TB	41.....	Jackson,A DET	18.....	Rhymes,W DET
.253.....	Donald,J CLE	8.....	Kaaihue,K KC	40.....	Valencia,D MIN	18.....	Brantley,M CLE
.246.....	Brantley,M CLE	7.....	Valencia,D MIN	33.....	Saunders,M SEA	18.....	Donald,J CLE
.228.....	Avila,A DET	7.....	Avila,A DET	31.....	Avila,A DET	17.....	Smoak,J SEA
.218.....	Smoak,J SEA	6.....	Bourjos,P LAA	26.....	Nava,D BOS	17.....	Brignac,R TB
.211.....	Saunders,M SEA	6.....	Santana,C CLE	25.....	(2) Players Tied	15.....	Avila,A DET

RUNS		HITS		TOTAL BASES		GRAND SLAMS	
103.....	Jackson,A DET	181.....	Jackson,A DET	247.....	Jackson,A DET	2.....	Valencia,D MIN
57.....	Jaso,J TB	119.....	Boesch,B DET	193.....	Boesch,B DET	2.....	Kalish,R BOS
49.....	Boesch,B DET	93.....	Valencia,D MIN	134.....	Valencia,D MIN	1.....	Nava,D BOS
40.....	Smoak,J SEA	89.....	Jaso,J TB	129.....	Smoak,J SEA	1.....	Boesch,B DET
39.....	Donald,J CLE	77.....	Brignac,R TB	128.....	Jaso,J TB	1.....	Marson,L CLE
39.....	Brignac,R TB	76.....	Smoak,J SEA	116.....	Brignac,R TB		
38.....	Brantley,M CLE	75.....	Donald,J CLE	112.....	Donald,J CLE		
30.....	Valencia,D MIN	73.....	Brantley,M CLE	106.....	Saunders,M SEA		
30.....	Rhymes,W DET	67.....	Avila,A DET	100.....	Avila,A DET		
29.....	(2) Players Tied	61.....	Saunders,M SEA	97.....	Brantley,M CLE		

DOUBLES		TRIPLES		STOLEN BASES		HITTING STREAKS	
34.....	Jackson,A DET	10.....	Jackson,A DET	27.....	Jackson,A DET	19.....	Brantley,M CLE
26.....	Boesch,B DET	4.....	Bourjos,P LAA	10.....	Kalish,R BOS	08/30-09/19
19.....	Donald,J CLE	3.....	Rhymes,W DET	10.....	Bourjos,P LAA	12.....	Rhymes,W DET
18.....	Valencia,D MIN	3.....	Brantley,M CLE	10.....	Brantley,M CLE	08/22-09/04
18.....	Jaso,J TB	3.....	Boesch,B DET	9.....	Dyson,J KC	11.....	Jackson,A DET
15.....	Marson,L CLE	3.....	Donald,J CLE	8.....	Marson,L CLE	06/26-07/07
14.....	Nava,D BOS	3.....	Jaso,J TB	7.....	Boesch,B DET	10.....	Smoak,J SEA
14.....	Smoak,J SEA	2.....	Dyson,J KC	6.....	Saunders,M SEA	09/23-10/03
13.....	Santana,C CLE	2.....	Saunders,M SEA	5.....	(3) Players Tied	10.....	Jackson,A DET
13.....	Brignac,R TB	1.....	(13) Players Tied			07/16-07/25

WALKS		ON-BASE PERCENTAGE		SLUGGING PERCENTAGE		EXTRA-BASE HITS	
59.....	Jaso,J TB	.372.....	Jaso,J TB	.448.....	Valencia,D MIN	48.....	Jackson,A DET
47.....	Jackson,A DET	.351.....	Valencia,D MIN	.416.....	Boesch,B DET	43.....	Boesch,B DET
46.....	Smoak,J SEA	.345.....	Jackson,A DET	.400.....	Jackson,A DET	27.....	Smoak,J SEA
40.....	Boesch,B DET	.320.....	Boesch,B DET	.385.....	Brignac,R TB	26.....	Valencia,D MIN
37.....	Santana,C CLE	.316.....	Avila,A DET	.378.....	Donald,J CLE	26.....	Donald,J CLE
36.....	Avila,A DET	.312.....	Donald,J CLE	.378.....	Jaso,J TB	26.....	Jaso,J TB
35.....	Saunders,M SEA	.307.....	Smoak,J SEA	.371.....	Smoak,J SEA	23.....	Saunders,M SEA
26.....	Marson,L CLE	.307.....	Brignac,R TB	.367.....	Saunders,M SEA	22.....	Brignac,R TB
25.....	Moreland,M TEX	.296.....	Brantley,M CLE	.340.....	Avila,A DET	19.....	Avila,A DET
24.....	Kaaihue,K KC	.295.....	Saunders,M SEA	.327.....	Brantley,M CLE	19.....	Santana,C CLE

OUTFIELD ASSISTS	
10.....	Bourjos,P LAA
9.....	Jackson,A DET
9.....	Boesch,B DET
8.....	Saunders,M SEA
4.....	Wells,C DET
3.....	Kalish,R BOS
2.....	Nava,D BOS
2.....	Dyson,J KC
2.....	Carson,M OAK
1.....	(7) Players Tied

MANAGER & COACHES

PLAYER BIOS

2010 FINAL STATS

METS VS. OPPONENTS

2010 RECAPS

MINOR LEAGUES

2010 ROOKIE PITCHING DEPARTMENT LEADERS

EARNED RUN AVERAGE

4.07Pauley,D	SEA
4.07Davis,W	TB
4.30Matusz,B	BAL
4.41Talbot,M	CLE
4.66Arrieta,J	BAL

WINS

12Davis,W	TB
10Matusz,B	BAL
10Talbot,M	CLE
6Tomlin,J	CLE
6Arrieta,J	BAL
6Thomas,B	DET
4(6)PLAYERS	TIED

WINNING STREAKS

7Davis,W	TB	
.....07/08-09/11Matusz,B	BAL	
608/19-10/02Hellickson,J	TB
408/02-09/22Thomas,B	DET
404/28-06/13(06)Streaks	Tied
3(06)Streaks		

SAVES

40Feliz,N	TEX
17Simon,A	BAL
4Sale,C	CWS
2Doubront,F	BOS
1(7)Players	Tied

GAMES STARTED

32Matusz,B	BAL
29Davis,W	TB
28Talbot,M	CLE
18Arrieta,J	BAL
15Pauley,D	SEA
12Tomlin,J	CLE
11Gomez,J	CLE
7Bell,T	LAA
7Nova,I	NYN
7Carrasco,C	CLE

COMPLETE GAMES

1Tomlin,J	CLE
1Carrasco,C	CLE
1Talbot,M	CLE

GAMES

70Feliz,N	TEX
57Hughes,D	KC
56Santos,S	CWS
51Wood,B	KC
49Simon,A	BAL
49Thomas,B	DET
44Ogando,A	TEX
43Rodriguez,F	LAA
43Texeira,K	KC
41Burnett,A	MIN

INNINGS PITCHED

175.2Matusz,B	BAL
168.0Davis,W	TB
159.1Talbot,M	CLE
100.1Arrieta,J	BAL
90.2Pauley,D	SEA
73.0Tomlin,J	CLE
69.1Feliz,N	TEX
69.1Thomas,B	DET
61.0Bell,T	LAA
60.4Texeira,K	KC

STRIKEOUTS

143Matusz,B	BAL
113Davis,W	TB
88Talbot,M	CLE
71Feliz,N	TEX
56Santos,S	CWS
52Arrieta,J	BAL
51Pauley,D	SEA
45Bell,T	LAA
43Tomlin,J	CLE
39Ogando,A	TEX

WINNING PERCENTAGE

.545Davis,W	TB (12-10)
.455Matusz,B	BAL (10-12)
.435Talbot,M	CLE (10-13)

SHUTOUTS

OPPONENTS BATTING AVERAGE AGAINST

.254Pauley,D	SEA
.255Matusz,B	BAL
.255Davis,W	TB
.271Arrieta,J	BAL
.276Talbot,M	CLE

2010 BATTING/PITCHING/FIELDING

CLUB BATTING

CLUB	AVG	G	AB	R	OR	H	TB	2B	3B	HR	GS	RBI	SH	SF	HP	BB	IBB	SO	SB	CS	DP	GI				
																						LOB	SHO	SLG	OBP	
Texas	.276	162	5635	787	687	1556	2360	268	25	162	4	740	53	54	45	511	37	986	123	48	129	1174	5	.419	.338	
Kansas City	.274	162	5604	676	845	1534	2238	279	31	121	4	640	45	53	35	471	25	905	115	50	152	1173	8	.399	.331	
Minnesota	.273	162	5568	781	671	1521	2347	318	41	142	4	749	38	53	39	559	45	967	68	28	159	1156	8	.422	.341	
Detroit	.268	162	5643	751	743	1515	2343	308	32	152	1	717	41	41	41	546	50	1147	69	30	118	1229	10	.415	.335	
Boston	.268	162	5646	818	744	1511	2546	358	22	211	7	782	29	46	47	587	43	1140	68	17	130	1200	4	.451	.339	
Chicago	.268	162	5484	752	704	1467	2303	263	21	177	5	710	50	38	79	467	23	922	160	74	148	1046	5	.420	.332	
New York	.267	162	5567	859	693	1485	2427	275	32	201	10	823	33	44	73	662	36	1136	103	30	124	1228	8	.436	.350	
Baltimore	.259	162	5554	613	785	1440	2145	264	21	133	2	577	31	45	54	424	32	1056	76	34	154	1139	11	.386	.316	
Oakland	.256	162	5448	663	626	1396	2059	276	30	109	2	619	43	51	47	527	16	1061	156	38	129	1159	7	.378	.324	
Los Angeles	.248	162	5488	681	702	1363	2142	276	19	155	5	656	42	37	52	466	28	1070	104	52	125	1049	9	.390	.311	
Toronto	.248	162	5495	755	728	1364	2496	319	21	257	3	732	16	34	55	471	25	1164	58	20	114	1017	8	.454	.312	
Cleveland	.248	162	5487	646	752	1362	2076	290	20	128	7	601	36	33	64	545	34	1184	91	33	118	1186	15	.378	.322	
Tampa Bay	.247	162	5439	802	649	1343	2192	295	37	160	7	769	39	57	57	672	30	1292	172	47	92	1152	9	.403	.333	
Seattle	.236	162	5409	513	698	1274	1836	227	16	101	3	485	42	40	39	459	33	1184	142	39	110	1116	15	.339	.298	
TOTALS	.260	1134	77467	10097	10027	20131	31510	368	2209	64	9600	538	626	727	457	1505	1802	1505	540	16024	122	407	.327	.327		

CLUB PITCHING

CLUB	W	L	ERA	G	CG	SHO	REL	SV	IP	H	R	ER	HR	HB	BB	IBB	SO	WP	BK	AVG	OPP
Oakland	81	81	3.56	162	7	17	423	38	1431.2	1315	626	566	153	38	512	29	1070	42	8	.245	
Tampa Bay	96	66	3.78	162	6	12	491	51	1453.2	1347	649	611	175	46	478	34	1189	60	9	.244	
Seattle	61	101	3.93	162	11	10	358	38	1438.0	1402	698	628	157	40	452	33	973	73	11	.255	
Texas	90	72	3.93	162	7	8	481	46	1455.1	1355	687	636	162	63	551	24	1181	56	4	.246	
Minnesota	94	68	3.95	162	9	13	465	40	1452.2	1493	671	638	155	47	383	19	1048	41	4	.266	
Los Angeles	80	82	4.04	162	10	9	410	39	1449.1	1422	702	651	148	46	565	33	1130	80	6	.256	
New York	95	67	4.06	162	3	8	430	39	1442.1	1349	693	651	179	62	540	37	1154	69	6	.249	
Chicago	88	74	4.09	162	6	11	407	43	1446.1	1471	704	658	136	34	490	41	1149	59	9	.264	
Boston	89	73	4.20	162	3	9	443	44	1456.2	1402	744	679	152	53	580	30	1207	58	3	.253	
Toronto	85	77	4.22	162	5	11	455	45	1440.2	1407	728	676	150	60	539	35	1184	69	3	.255	
Cleveland	69	93	4.30	162	10	4	470	34	1433.0	1477	752	684	147	66	572	36	967	54	3	.269	
Detroit	81	81	4.30	162	6	5	416	32	1444.1	1445	743	690	142	65	537	29	1056	75	9	.262	
Baltimore	66	96	4.59	162	3	7	454	35	1436.1	1508	785	733	186	59	520	45	1007	45	5	.270	
Kansas City	67	95	4.97	162	7	3	441	44	1436.2	1553	845	794	176	47	551	28	1035	55	7	.276	
TOTALS	1142	1126	4.14	1134	93	127	6144	568	20217.0	19946	10027	9295	2218	726	7270	453	15350	836	87	.258	

CLUB FIELDING

CLUB	PCT	G	PO	A	E	TC	DP	TP	PB
New York	.988	162	4327	1522	69	5918	161	1	12
Minnesota	.987	162	4358	1710	78	6146	150	0	8
Tampa Bay	.986	162	4361	1499	85	5945	134	0	9
Toronto	.985	162	4322	1691	92	6105	172	0	10
Oakland	.984	162	4295	1704	99	6098	147	0	8
Chicago	.983	162	4339	1663	103	6105	158	0	4
Baltimore	.982	162	4309	1582	105	5996	141	0	3
Texas	.982	162	4366	1499	105	5970	133	0	8
Cleveland	.982	162	4299	1814	110	6223	179	0	11
Detroit	.982	162	4333	1668	109	6110	171	0	11
Seattle	.982	162	4314	1657	110	6081	145	1	16
Boston	.982	162	4370	1588	111	6069	132	0	14
Los Angeles	.981	162	4348	1562	113	6023	116	0	16
Kansas City	.980	162	4310	1588	121	6019	138	0	11
TOTALS	.983	1134	60651	22747	1410	84808	2077	2	141

2010 MISCELLANEOUS/RANK BATTING/RANK PITCHING

CLUB RANK MISCELLANEOUS

CLUB	VS LHS	VS RHS	GRASS	ARTIF	DAY	NIGHT	1-RUN	X-INN	DOUBLEHEADERS				ATTENDANCE	
									vs.AL	W	L	S	HOME	ROAD
Baltimore	18-33	48-63	62-82	4-14	16-28	50-68	29-21	13-4	7-11	1	0	0	1,733,019	2,264,263
Boston	28-29	61-44	78-66	11-7	20-23	69-50	22-26	6-12	13-5	0	0	0	3,046,446	2,615,199
Chicago	20-20	68-54	84-70	4-4	31-18	57-56	28-21	6-10	15-3	0	0	1	2,194,378	2,104,905
Cleveland	18-28	51-65	66-87	3-6	17-35	52-58	23-21	6-6	5-13	1	0	0	1,391,644	2,365,631
Detroit	26-21	55-60	79-75	2-6	35-28	46-53	16-26	7-8	11-7	0	2	0	2,461,237	2,343,313
Kansas City	12-24	55-71	64-91	3-4	22-27	45-68	27-30	10-8	8-10	0	0	1	1,615,327	2,214,421
Los Angeles	23-28	57-54	75-81	5-1	29-20	51-62	24-25	9-7	11-7	0	0	0	3,250,814	2,450,870
Minnesota	32-24	62-44	90-63	4-5	32-23	62-45	31-23	9-5	8-10	0	0	0	3,223,640	2,215,392
New York	31-27	64-40	88-56	7-11	36-22	59-45	20-19	7-7	11-7	0	0	0	3,765,807	2,830,138
Oakland	24-21	57-60	80-76	1-5	35-21	46-60	23-20	4-7	8-10	0	0	0	1,418,391	2,407,246
Seattle	14-36	47-65	58-95	3-6	16-33	45-68	21-28	3-11	9-9	0	0	0	2,085,630	2,252,588
Tampa Bay	36-20	60-46	43-29	53-37	27-19	69-47	29-27	10-5	7-11	0	0	0	1,864,999	2,202,214
Texas	28-23	62-49	88-64	2-8	19-25	71-47	30-23	11-6	14-4	0	0	0	2,505,171	2,151,809
Toronto	13-23	72-54	37-38	48-39	33-29	52-48	24-28	5-6	7-11	0	0	0	1,625,555	2,249,636

CLUB RANK BATTING

CLUB	AVG	G	AB	R	OR	H	TB	2B	3B	HR	GS	RBI	SH	SF	HP	BB	IBB	SO	SB	CS	GI				
																					DP	LOB	SHO	SLG	OBP
Baltimore	8	1	7	13	13	8	10	12	9	10	12	13	12	7	6	14	8	5	10	7	13	5	12	11	11
Boston	5	1	1	2	11	5	1	1	8	2	2	2	13	6	8	3	3	9	12	1	10	12	1	2	3
Chicago	6	1	11	7	8	7	7	13	9	4	5	8	2	11	1	11	13	2	2	14	11	2	2	5	7
Cleveland	11	1	10	12	12	12	12	6	12	11	2	12	10	14	3	6	6	12	9	6	4	11	13	12	10
Detroit	4	1	2	8	10	4	6	4	3	8	14	7	7	9	11	5	1	10	11	4	4	14	11	7	5
Kansas City	2	1	4	10	14	2	8	7	5	12	7	10	3	3	14	9	11	1	6	12	12	9	5	9	8
Los Angeles	10	1	9	9	7	11	11	8	13	7	5	9	5	12	7	12	10	7	7	13	7	3	9	10	13
Minnesota	3	1	5	5	3	3	5	3	1	9	7	4	9	3	12	4	2	3	12	3	14	7	5	4	2
New York	7	1	6	1	5	6	3	10	3	3	1	1	11	8	2	2	5	8	8	4	6	13	5	3	1
Oakland	9	1	12	11	1	9	13	8	6	13	12	11	4	5	8	7	14	6	3	8	8	8	4	13	9
Seattle	14	1	14	14	6	14	14	14	14	14	10	14	5	10	12	13	7	12	4	9	2	4	13	14	14
Tampa Bay	13	1	13	3	2	13	9	5	2	6	2	3	8	1	4	1	9	14	1	10	1	6	9	8	6
Texas	1	1	3	4	4	1	4	11	7	5	7	5	1	2	10	8	4	4	5	11	8	10	2	6	4
Toronto	11	1	8	6	9	10	2	2	9	1	10	6	14	13	5	9	11	11	14	2	3	1	5	1	12

CLUB RANK PITCHING

CLUB	W	L	ERA	G	CG	SHO	REL	SV	IP	H	TBF	R	ER	HR	SH	SF	HB	BB	IBB	SO	WP	BK
Baltimore	13	2	13	1	12	11	6	12	12	13	12	13	13	14	13	7	9	6	14	12	3	6
Boston	5	10	9	1	12	7	7	4	1	5	13	11	10	6	9	9	8	14	6	1	7	1
Chicago	6	9	8	1	8	4	13	6	6	10	7	8	8	1	8	2	1	4	13	6	8	11
Cleveland	11	4	11	1	2	13	3	13	13	11	10	12	11	3	12	9	14	13	11	14	4	1
Detroit	8	6	12	1	8	12	11	14	7	9	8	10	12	2	6	12	13	7	4	9	13	11
Kansas City	12	3	14	1	5	14	8	4	11	14	14	14	14	12	10	14	6	10	3	11	5	9
Los Angeles	10	5	6	1	2	7	12	8	5	8	11	7	6	4	10	6	4	12	7	7	14	7
Minnesota	3	12	5	1	4	2	4	7	4	12	5	3	5	8	3	3	6	1	1	10	1	4
New York	2	13	7	1	12	9	9	8	8	3	3	5	6	13	4	12	11	9	12	5	10	7
Oakland	8	6	1	1	5	1	10	10	14	1	1	1	1	7	14	1	2	5	4	8	2	10
Seattle	14	1	3	1	1	6	14	10	10	5	2	6	3	9	6	11	3	2	7	13	12	14
Tampa Bay	1	14	2	1	8	3	1	1	3	2	4	2	2	11	2	3	4	3	9	2	9	11
Texas	4	11	4	1	5	9	2	2	2	4	9	4	4	10	4	8	12	10	2	4	6	4
Toronto	7	8	10	1	11	4	5	3	9	7	6	9	9	5	1	3	10	8	10	3	10	1



Notes





VS. OPPONENTS

2010 NEW YORK *Mets* YEAR IN REVIEW

Mets vs. Arizona Diamondbacks

BATTER	AVG	G	AB	R	H	2B	3B	HR	RBI	SH	SF	HP	BB	SO	SB	CS	GI DP	E
Barajas,R	.111	2	9	1	1	0	0	1	1	0	0	1	0	2	0	0	0	0
Bay,J	.000	3	12	0	0	0	0	0	0	0	0	0	1	8	0	0	1	0
Beltran,C	.167	6	18	0	3	0	0	0	2	0	1	0	5	2	0	0	0	0
Blanco,H	.000	1	2	0	0	0	0	0	0	0	0	0	0	0	0	0	0	1
Carter,C	.000	6	7	0	0	0	0	0	0	0	0	0	2	1	0	0	0	0
Castillo,L	.125	6	16	3	2	0	0	0	0	0	0	0	2	1	0	0	0	0
Cora,A	.182	4	11	0	2	1	0	0	0	0	0	0	0	3	1	0	0	0
Davis,I	.091	6	22	0	2	0	0	0	1	0	1	0	3	9	0	0	0	0
Feliciano,J	.286	3	7	1	2	0	1	0	0	0	0	0	0	0	0	0	0	0
Francoeur,J	.000	4	9	0	0	0	0	0	0	0	0	0	0	2	0	0	0	0
Hessman,M	.000	1	2	0	0	0	0	0	0	0	0	0	0	2	0	0	0	0
Pagan,A	.458	6	24	7	11	2	0	2	4	0	0	0	4	3	0	1	1	1
Reyes,J	.333	6	27	3	9	2	0	0	2	0	0	0	1	1	0	0	0	3
Thole,J	.083	6	12	2	1	0	0	1	1	0	0	0	1	2	0	0	0	0
Turner,J	.000	1	2	0	0	0	0	0	0	0	0	0	0	0	0	0	0	0
Wright,D	.304	6	23	2	7	2	0	2	8	0	0	0	2	6	0	0	0	2
PITCHERS	.000	6	8	0	0	0	0	0	0	2	0	0	0	4	0	0	0	0
TOTALS	.190	6	211	19	40	7	1	6	19	2	2	1	21	46	1	1	2	7

PITCHER	ERA	W-L	G	GS	CG	SHO	SV	IP	AB	H	R	ER	HR	HB	BB	SO	WP	OPP AVG
Acosta,M	0.00	0-0	2	0	0	0	0	2.2	8	0	0	0	0	0	0	5	0	.000
Dessens,E	3.18	0-0	4	0	0	0	0	5.2	20	4	3	2	2	1	3	2	0	.200
Dickey,R	3.86	0-1	1	1	0	0	0	7.0	28	7	3	3	1	0	2	3	0	.250
Feliciano,P	4.91	0-0	5	0	0	0	0	3.2	17	6	2	2	0	0	1	4	0	.353
Niese,J	8.68	0-1	2	2	0	0	0	9.1	41	13	10	9	5	0	4	8	1	.317
Nieve,F	18.00	0-1	2	0	0	0	0	3.0	16	7	6	6	1	0	1	4	0	.438
Parnell,R	13.50	0-0	3	0	0	0	0	2.0	9	5	3	3	0	0	2	2	0	.556
Pelfrey,M	12.86	0-1	2	2	0	0	0	7.0	37	15	11	10	0	0	4	5	0	.405
Perez,O	10.80	0-0	2	0	0	0	0	3.1	15	6	4	4	0	1	3	3	1	.400
Rodriguez,F	0.00	1-0	1	0	0	0	0	1.0	3	0	0	0	0	0	0	2	0	.000
Takahashi,H	1.50	0-0	1	1	0	0	0	6.0	22	7	1	1	0	0	2	10	0	.318
Valdes,R	6.35	0-1	3	0	0	0	0	5.2	25	7	4	4	2	0	2	6	0	.280
TOTALS	6.39	1-5	6	6	0	0	0	56.1	241	77	47	40	11	2	24	54	2	.320

Diamondbacks vs. Mets

BATTER	AVG	G	AB	R	H	2B	3B	HR	RBI	SH	SF	HP	BB	SO	SB	CS	GI DP	E
Abreu,I	.200	3	5	1	1	1	0	0	0	0	0	0	1	2	0	0	0	0
Crosby,B	.000	1	1	0	0	0	0	0	1	0	0	0	0	0	0	0	0	0
Drew,S	.235	5	17	2	4	2	0	1	2	0	0	0	3	3	0	0	0	0
Gillespie,C	.000	2	4	0	0	0	0	0	0	0	0	0	0	2	0	0	0	0
Hester,J	.667	1	3	2	2	0	0	1	1	0	0	0	2	0	0	0	0	0
Johnson,K	.304	6	23	6	7	1	0	1	3	0	0	0	3	8	1	0	0	0
LaRoche,Ad	.385	6	26	6	10	2	0	2	9	0	0	0	2	2	0	0	0	1
Montero,M	.450	4	20	4	9	3	0	1	5	0	0	0	1	6	0	0	1	0
Ojeda,A	.250	4	12	2	3	0	0	0	2	0	0	0	2	2	0	0	0	0
Parra,G	.235	6	17	2	4	0	1	0	3	0	0	0	1	1	4	0	0	0
Reynolds,M	.296	6	27	5	8	1	1	2	7	0	0	0	3	11	0	0	0	2
Ryal,R	.400	4	15	2	6	0	0	1	1	0	0	0	0	4	0	1	0	0
Snyder,C	.333	2	3	1	1	0	0	0	1	0	0	0	1	0	0	0	0	0
Upton,J	.400	6	25	8	10	3	1	1	6	0	1	0	4	4	0	0	0	0
Young,C	.310	6	29	5	9	1	0	1	2	0	0	1	2	5	3	2	1	0
PITCHERS	.214	6	14	1	3	0	0	0	3	1	0	0	1	1	0	0	0	3
TOTALS	.320	6	241	47	77	14	3	11	46	1	2	2	24	54	4	3	2	3

PITCHER	ERA	W-L	G	GS	CG	SHO	SV	IP	AB	H	R	ER	HR	HB	BB	SO	WP	OPP AVG
Boyer,B	1.80	1-0	3	0	0	0	0	5.0	19	4	1	1	0	0	0	4	0	.211
Carrasco,D	27.00	0-0	1	0	0	0	0	0.2	4	2	2	2	0	0	2	0	0	.500
Demel,S	0.00	0-0	3	0	0	0	0	3.0	11	2	0	0	0	0	0	3	0	.182
Enright,B	1.93	1-0	2	2	0	0	0	14.0	48	9	3	3	1	0	4	10	0	.188
Gutierrez,J	6.75	0-1	3	0	0	0	1	2.2	9	2	2	2	1	0	2	3	0	.222
Haren,D	4.50	0-0	1	1	0	0	0	6.0	24	6	3	3	2	1	2	8	2	.250
Heilman,A	0.00	0-0	2	0	0	0	1	3.0	10	1	0	0	0	0	1	3	0	.100
Hudson,D	1.13	1-0	1	1	0	0	0	8.0	26	3	1	1	0	0	1	4	1	.115
Kennedy,I	4.91	2-0	2	2	0	0	0	11.0	41	7	6	6	2	0	6	5	1	.171
Norberto,J	0.00	0-0	1	0	0	0	0	0.1	1	0	0	0	0	0	0	1	0	.000
Qualls,C	4.50	0-0	2	0	0	0	0	2.0	8	2	1	1	0	0	1	2	0	.250
Vasquez,E	0.00	0-0	2	0	0	0	0	3.0	10	2	0	0	0	0	2	3	0	.200
TOTALS	2.91	5-1	6	6	0	0	2	58.2	211	40	19	19	6	1	21	46	4	.190

MANAGER & COACHES
 PLAYER BIDS
 2010 FINAL STATS
 METS VS. OPPONENTS
 2010 RECAPS
 MINOR LEAGUES

M *Mets vs. Atlanta Braves* **M**

MANAGER & COACHES

PLAYER BIOS

2010 FINAL STATS

METS VS. OPPONENTS

2010 RECAPS

MINOR LEAGUES

BATTER	AVG	G	AB	R	H	2B	3B	HR	RBI	SH	SF	HP	BB	SO	SB	CS	GI DP	E
Arias,J	.333	5	6	0	2	0	0	0	1	1	0	0	0	2	0	0	0	1
Barajas,R	.200	5	15	0	3	1	0	0	2	1	0	0	0	2	0	0	0	1
Bay,J	.316	7	19	1	6	1	1	0	2	0	0	1	4	3	1	0	1	0
Beltran,C	.200	10	35	2	7	3	1	0	3	0	0	0	4	7	0	0	2	0
Blanco,H	.188	8	16	0	3	0	0	0	2	0	2	0	2	2	1	0	0	0
Carter,C	.267	13	30	3	8	1	0	0	2	0	0	0	4	4	1	1	1	0
Castillo,L	.324	11	37	4	12	1	0	0	1	3	0	0	4	8	2	0	1	0
Catalanott,F	.000	2	2	0	0	0	0	0	0	0	0	0	0	0	0	0	0	0
Corra,A	.077	5	13	0	1	0	0	0	1	0	0	0	0	0	0	0	1	0
Davis,I	.222	18	54	8	12	3	0	3	3	0	0	1	14	20	0	0	2	2
Duda,L	.214	5	14	2	3	1	0	1	2	0	0	1	1	4	0	0	0	0
Evans,N	.400	5	5	0	2	1	0	0	2	0	0	0	0	2	0	0	0	0
Feliciano,J	.400	6	5	1	2	0	0	0	0	0	0	0	0	1	0	0	0	0
Francoeur,J	.238	13	42	6	10	3	0	2	4	0	1	0	2	8	0	0	1	0
Hernandez,L	.333	5	9	1	3	0	0	1	3	0	0	0	1	1	0	0	0	0
Hessman,M	.000	2	7	0	0	0	0	0	0	0	0	0	0	4	0	0	0	0
Matthews,G	.000	2	3	0	0	0	0	0	0	1	0	0	0	1	0	0	1	0
Pagan,A	.283	15	53	2	15	1	1	0	2	1	1	0	2	13	5	0	1	0
Reyes,J	.220	13	50	7	11	4	1	1	4	1	0	0	2	10	5	0	1	3
Tatis,F	1.000	1	1	0	1	0	0	0	0	0	0	0	0	0	0	0	0	0
Tejada,R	.167	8	18	0	3	0	0	0	0	0	0	0	1	3	1	0	0	1
Thole,J	.286	12	28	3	8	0	1	0	2	0	0	0	3	1	1	0	4	1
Wright,D	.109	18	64	3	7	1	0	2	6	0	2	0	5	15	1	0	1	4
PITCHERS	.167	18	30	2	5	0	0	0	1	5	0	0	9	0	0	0	0	0
TOTALS	.223	18	556	45	124	21	5	10	41	13	6	3	49	120	18	1	18	13

PITCHER	ERA	W-L	G	GS	CG	SHO	SV	IP	AB	H	R	ER	HR	HB	BB	SO	WP	OPP AVG
Acosta,M	6.35	2-0	5	0	0	0	0	5.2	17	4	4	4	1	0	6	6	1	.235
Dessens,E	0.00	0-0	7	0	0	0	0	6.0	19	2	0	0	0	0	1	1	0	.105
Dickey,R	4.34	0-2	3	3	0	0	0	18.2	76	24	10	9	2	2	8	8	0	.194
Feliciano,P	1.00	0-1	12	0	0	0	0	9.0	31	6	2	1	0	0	5	7	0	.333
Gree,D	3.86	0-1	1	1	0	0	0	7.0	24	6	3	3	0	0	3	3	0	.250
Green,S	0.00	0-0	1	0	0	0	0	2.0	6	0	0	0	0	0	1	2	0	.000
Igarashi,R	3.00	0-0	2	0	0	0	0	3.0	11	3	1	1	0	0	0	1	0	.273
Maine,J	2.45	0-0	1	1	0	0	0	3.2	14	4	1	1	0	0	2	3	0	.286
Mejia,J	---	0-0	1	0	0	0	0	0.0	1	1	0	0	0	0	1	0	0	1.000
Misch,P	11.25	0-1	2	1	0	0	0	4.0	20	9	5	5	1	0	0	1	0	.450
Niese,J	2.57	0-2	3	3	0	0	0	14.0	60	20	15	4	2	1	10	16	1	.333
Nieve,F	0.00	0-0	2	0	0	0	0	1.1	6	2	0	0	0	0	1	2	0	.333
Parnell,R	1.69	0-0	6	0	0	0	0	5.1	22	6	3	1	1	0	1	5	0	.364
PelFREY,M	4.44	2-3	5	5	0	0	0	26.1	103	41	15	13	3	2	12	11	1	.398
Perez,O	9.00	0-0	1	0	0	0	0	1.0	4	1	1	1	1	0	2	0	0	.250
Rodriguez,F	0.00	0-0	6	0	0	0	5	6.0	20	2	0	0	0	0	3	4	2	.100
Santana,J	2.42	2-1	4	4	0	0	0	26.0	99	22	7	7	3	0	8	23	0	.222
Takahashi,H	0.90	1-0	6	0	0	0	1	10.0	38	5	3	1	0	0	3	11	0	.132
Valdes,R	3.00	0-0	4	0	0	0	0	3.0	10	2	1	1	1	0	3	2	0	.200
TOTALS	3.08	7-11	18	18	0	2	6	152.0	581	162	70	52	15	5	71	107	5	.279

M *Braves vs. Mets* **M**

BATTER	AVG	G	AB	R	H	2B	3B	HR	RBI	SH	SF	HP	BB	SO	SB	CS	GI DP	E
Ankiel,R	.364	9	22	3	8	2	0	0	2	0	0	0	1	5	0	0	1	1
Blanco,G	.333	2	3	0	1	0	0	0	0	0	0	0	1	1	0	0	0	0
Cabrera,M	.340	17	50	9	17	3	1	2	6	1	0	0	4	5	1	0	0	1
Clevlen,B	.000	1	0	1	0	0	0	0	0	0	0	0	0	0	0	0	0	0
Conrad,B	.143	7	7	0	1	0	0	0	0	0	0	0	1	1	0	0	0	0
Diaz,M	.212	13	33	2	7	3	0	0	2	1	0	1	2	5	0	0	1	1
Escobar,Y	.174	8	23	0	4	1	0	0	0	0	0	0	6	2	1	0	2	0
Freeman,F	.000	1	3	0	0	0	0	0	0	0	0	0	0	1	0	0	0	0
Glaus,T	.207	13	29	2	6	1	0	1	4	0	0	0	9	9	0	0	2	0
Gonzalez,A	.212	9	33	3	7	2	0	0	5	0	0	1	3	7	0	1	1	1
Hernandez,D	.000	5	2	1	0	0	0	0	0	0	0	0	0	1	0	0	0	0
Heyward,J	.276	15	58	6	16	4	0	2	10	0	0	0	6	10	0	1	6	0
Hinske,E	.227	8	22	2	5	1	0	1	1	0	0	0	2	6	0	0	0	0
Hudson,T	.000	1	0	0	0	0	0	0	0	1	0	0	0	0	0	0	0	0
Infante,O	.397	16	68	14	27	3	0	1	5	0	0	0	3	7	1	1	0	4
Jones,C	.258	10	31	6	8	0	0	2	5	0	1	0	8	6	0	0	0	4
Lee,D	.417	7	24	6	10	2	0	1	6	0	0	0	3	4	0	0	2	0
McCann,B	.340	16	53	6	18	5	0	3	5	0	0	1	10	10	0	0	2	1
McLouth,N	.182	8	22	2	4	2	0	1	2	0	0	2	3	6	1	0	0	0
Prado,M	.207	15	58	3	12	5	0	0	7	0	0	0	6	10	1	2	2	0
Ross,D	.364	4	11	1	4	0	1	1	5	0	0	0	1	4	0	0	0	1
PITCHERS	.241	18	29	3	7	3	0	0	1	9	0	0	2	7	0	0	0	2
TOTALS	.279	18	581	70	162	37	2	15	66	12	1	5	71	107	5	5	20	16

PITCHER	ERA	W-L	G	GS	CG	SHO	SV	IP	AB	H	R	ER	HR	HB	BB	SO	WP	OPP AVG
Beachy,B	---	0-0	0	0	0	0	0	0.0	0	0	0	0	0	0	0	0	0	.000
Dunn,M	0.00	1-0	2	0	0	0	0	2.1	7	0	0	0	0	0	2	1	0	.000
Farnsworth,K	3.00	0-0	3	0	0	0	0	3.0	10	3	1	1	0	0	2	3	0	.300
Hanson,T	2.28	2-1	4	4	1	0	0	23.2	87	18	7	6	1	0	5	21	1	.207
Hudson,T	2.00	3-1	4	4	0	0	0	10.2	24	7	6	3	2	7	17	1	.235	
Jurrjens,J	4.38	1-1	2	2	0	0	0	12.1	44	10	6	6	0	0	10	11	0	.227
Kawakami,K	4.50	0-1	1	1	0	0	0	6.0	23	6	3	3	1	0	1	3	0	.261
Kimbrel,C	0.00	0-0	1	0	0	0	1	1.0	4	1	0	0	0	0	0	3	0	.250
Lowe,D	2.96	1-2	4	4	0	0	0	24.1	87	22	8	8	2	1	6	12	1	.253
Medlen,K	2.84	0-0	4	2	0	0	0	12.2	44	10	4	4	2	0	4	11	0	.227
Minor,M	3.60	1-0	1	1	0	0	0	5.0	20	7	2	2	0	0	3	4	0	.350
Moylan,P	0.00	0-0	7	0	0	0	0	5.0	15	2	1	0	0	0	4	1	0	.133
O'Flaherty,E	1.80	1-0	7	0	0	0	0	5.0	17	3	1	1	0	0	0	5	1	.176
Saito,T	3.12	0-0	9	0	0	0	0	8.2	33	9	3	3	0	0	3	8	2	.273
Venters,J	0.90	0-0	10	0	0	0	0	10.0	34	6	1	1	0	0	2	10	0	.176
Wagner,B	1.00	1-1	9	0	0	0	5	9.0	29	3	1	1	1	0	0	10	1	.103
TOTALS	2.44	11-7	18	18	1	1	6	155.0	556	124	45	42	10	3	49	120	7	.223

Mets vs. Chicago Cubs

BATTER	AVG	G	AB	R	H	2B	3B	HR	RBI	SH	SF	HP	BB	SO	SB	CS	GI DP	E
Arias,J	.167	3	6	1	2	0	0	0	2	0	0	0	1	1	0	0	0	0
Barajas,R	.182	3	11	1	3	1	0	0	1	2	0	0	1	5	0	0	1	0
Bay,J	.250	4	12	1	3	1	0	0	1	0	0	1	3	0	0	0	0	0
Beltran,C	.500	3	10	2	5	1	0	0	2	0	0	0	3	0	2	0	0	0
Blanco,H	.333	1	3	0	1	0	0	0	0	0	0	0	1	1	0	0	0	0
Carter,C	.250	3	4	1	1	0	0	0	2	0	0	0	1	0	0	0	0	0
Castillo,L	.250	5	16	3	4	0	1	0	2	1	0	0	4	0	1	0	2	0
Catalanott,F	.000	1	1	0	0	0	0	0	0	0	0	0	0	1	0	0	0	0
Corra,A	.500	2	2	1	1	0	0	0	0	0	0	0	0	0	0	0	0	1
Davis,I	.464	7	28	7	13	2	0	2	5	0	0	0	3	7	0	0	0	0
Duda,L	.111	3	9	2	1	1	0	0	1	0	0	0	3	5	0	0	0	0
Evans,N	.333	1	3	1	1	0	0	0	1	0	0	0	0	0	0	0	0	0
Francœur,J	.063	4	16	2	1	0	0	0	1	0	0	0	3	1	0	0	0	1
Hernandez,L	.500	3	8	2	4	0	0	1	2	0	0	0	1	1	0	0	1	0
Hessman,M	.167	3	6	2	1	1	0	0	1	0	0	0	2	3	0	0	0	0
Matthews,G	.000	2	3	0	0	0	0	0	0	0	0	0	0	2	0	0	0	0
Nickeas,M	.000	1	2	0	0	0	0	0	0	0	0	0	0	0	0	0	1	0
Pagan,A	.259	7	27	5	7	1	0	1	5	1	0	1	3	2	0	0	0	0
Reyes,J	.429	4	14	3	6	0	1	0	2	0	0	1	1	0	1	0	0	0
Tatis,F	.500	2	2	1	1	0	0	1	2	0	0	0	0	0	0	0	0	0
Tejada,R	.444	3	9	2	4	0	0	1	5	0	1	0	1	2	1	0	0	0
Thole,J	.182	3	11	3	2	1	0	0	0	0	0	0	2	4	0	0	0	0
Wright,D	.273	6	22	4	6	2	0	1	5	0	0	1	2	9	2	0	1	1
PITCHERS	.176	7	17	1	3	0	0	0	2	0	0	1	5	0	0	0	0	1
TOTALS	.281	7	242	45	68	10	2	8	41	2	1	4	32	57	8	0	6	4

PITCHER	ERA	W-L	G	GS	CG	SHO	SV	IP	AB	H	R	ER	HR	HB	BB	SO	WP	OPP AVG	
Acosta,M	6.75	0-0	3	0	0	0	0	4.0	15	4	3	3	1	1	0	2	5	0	.267
Dessens,E	6.75	0-0	2	0	0	0	0	1.1	6	2	1	1	0	0	0	1	0	0	.333
Dickey,R	10.50	0-1	1	1	0	0	0	6.0	25	8	7	7	2	0	1	3	0	0	.320
Feliciano,P	3.86	0-0	4	0	0	0	0	2.1	8	2	1	1	0	1	2	1	0	0	.250
Igarashi,R	0.00	0-0	2	0	0	0	0	0.2	4	1	0	0	0	0	0	0	0	0	.250
Mejia,J	5.14	0-1	3	1	0	0	0	7.0	28	8	4	4	0	1	5	4	2	0	.286
Misch,P	0.00	0-0	1	0	0	0	0	0.2	3	1	0	0	0	0	0	1	0	0	.333
Niese,J	3.86	1-0	2	2	0	0	0	11.2	46	16	6	5	2	0	6	11	0	0	.348
Nieve,F	0.00	1-0	3	0	0	0	0	1.2	7	2	0	0	0	0	0	1	0	0	.286
Parnell,R	0.00	0-0	2	0	0	0	0	2.0	7	2	0	0	0	0	1	2	0	0	.286
Felfrey,M	0.00	1-0	1	1	0	0	0	7.0	22	3	0	0	0	0	3	6	0	0	.136
Perez,O	3.60	0-1	1	0	0	0	0	5.0	22	8	3	2	0	0	3	4	0	0	.364
Rodriguez,F	0.00	0-0	2	0	0	0	0	1.2	7	0	0	0	0	0	2	5	0	0	.000
Santana,J	1.42	1-0	1	1	0	0	0	6.1	27	8	1	1	0	0	0	5	0	0	.296
Takahashi,H	13.50	0-0	1	0	0	0	0	2.0	7	2	3	3	0	0	3	1	0	0	.286
Valdes,R	0.00	0-0	1	0	0	0	0	0.2	4	2	0	0	0	0	1	1	0	0	.500
TOTALS	3.98	4-3	7	7	0	1	1	61.0	238	69	29	27	6	2	29	51	2	0	.290

Cubs vs. Mets

BATTER	AVG	G	AB	R	H	2B	3B	HR	RBI	SH	SF	HP	BB	SO	SB	CS	GI DP	E	
Baker,J	.238	6	21	2	5	0	0	0	0	0	0	0	1	3	0	0	2	0	0
Barney,D	.000	1	1	0	0	0	0	0	0	0	0	0	0	0	0	0	0	0	0
Byrd,M	.481	7	27	7	13	3	0	0	5	0	1	1	3	5	0	0	0	0	0
Castro,S	.333	3	12	2	4	1	0	0	0	1	0	0	0	1	1	0	2	0	0
Colvin,T	.267	6	15	2	4	1	1	0	0	0	0	0	0	5	0	0	0	0	1
Dewitt,B	.375	3	8	1	3	0	0	1	3	0	0	1	1	1	0	0	0	0	0
Fontenot,M	.333	2	6	0	2	1	0	0	1	0	1	0	1	1	0	0	0	0	1
Fukudome,K	.143	6	14	0	2	0	0	0	1	0	0	0	1	4	0	0	0	0	0
Hill,K	.333	3	3	0	1	0	0	0	0	1	0	0	0	0	0	0	0	0	0
Hoffpauir,J	.000	1	1	0	0	0	0	0	0	0	0	0	0	0	0	0	0	0	0
Lee,D	.133	4	15	0	2	0	0	0	1	0	0	0	5	4	0	0	0	0	0
Nady,X	.350	6	20	3	7	0	0	0	2	0	1	0	1	5	0	0	0	1	0
Ramirez,Ar	.143	7	28	3	4	1	0	2	4	0	0	0	1	7	0	0	0	0	1
Soriano,A	.429	6	21	3	9	3	1	2	6	0	0	0	4	1	0	0	0	0	0
Soto,G	.313	6	16	4	5	1	0	1	4	0	1	0	8	3	0	0	0	0	0
Theriot,R	.385	3	13	2	5	0	0	0	1	0	0	0	2	5	0	0	1	0	0
Tracy,C	.000	2	1	0	0	0	0	0	0	0	0	0	0	0	0	0	0	0	0
PITCHERS	.188	7	16	0	3	0	0	0	0	1	0	0	1	6	0	0	0	0	1
TOTALS	.290	7	238	29	69	11	2	6	28	3	4	2	29	51	1	0	6	4	4

PITCHER	ERA	W-L	G	GS	CG	SHO	SV	IP	AB	H	R	ER	HR	HB	BB	SO	WP	OPP AVG	
Atkins,M	---	0-0	0	0	0	0	0	0.0	0	0	0	0	0	0	0	0	0	0	.000
Berg,J	3.38	0-0	3	0	0	0	0	2.2	9	2	1	2	1	0	0	0	0	0	.222
Cashner,A	9.00	0-0	2	0	0	0	0	2.0	8	2	2	2	1	0	2	1	0	0	.250
Dempster,R	5.79	0-1	1	1	0	0	0	4.2	22	9	7	3	0	0	4	5	0	0	.409
Diamond,T	45.00	0-0	1	0	0	0	0	1.0	7	4	5	5	0	0	3	2	0	0	.571
Gorzellanny,T	3.18	0-1	1	1	0	0	0	5.2	21	4	4	2	0	0	2	7	0	0	.190
Grabow,J	13.50	0-0	2	0	0	0	0	1.1	5	2	2	2	1	0	1	1	0	0	.400
Gray,J	0.00	0-0	2	0	0	0	0	2.0	6	2	0	0	0	1	1	1	0	0	.333
Maine,S	0.00	0-0	1	0	0	0	0	1.1	6	2	0	0	0	0	1	1	0	0	.333
Marmol,C	0.00	0-0	3	0	0	0	2	3.0	10	1	0	0	0	0	2	5	0	0	.100
Marshall,S	10.13	0-0	4	0	0	0	0	2.2	14	6	3	3	1	0	0	2	1	0	.429
Mateo,M	9.00	0-0	1	0	0	0	0	1.0	4	1	1	1	1	0	0	0	0	0	.250
Russell,J	31.50	1-1	4	0	0	0	0	2.0	13	6	7	7	2	1	2	2	1	0	.462
Samardzija,J	---	0-0	1	0	0	0	0	0.0	2	1	3	1	0	0	1	0	0	0	.500
Silva,C	1.50	1-0	1	1	0	0	0	6.0	20	2	1	1	1	1	2	4	0	0	.100
Wells,R	3.86	0-0	2	2	0	0	0	11.2	48	14	5	5	0	0	6	9	0	0	.292
Zambrano,C	2.77	1-1	2	2	0	0	0	13.0	47	10	4	4	1	1	5	17	0	0	.213
TOTALS	5.55	3-4	7	7	0	0	2	60.0	242	68	45	37	8	4	32	57	2	0	.281

MANAGER & COACHES
 PLAYER BIDS
 2010 FINAL STATS
 METS VS. OPPONENTS
 2010 RECAPS
 MINOR LEAGUES

Mets vs. Cincinnati Reds

MANAGER & COACHES

PLAYER BIOS

2010 FINAL STATS

METS VS. OPPONENTS

2010 RECAPS

MINOR LEAGUES

BATTER	AVG	G	AB	R	H	2B	3B	HR	RBI	SH	SF	HP	BB	SO	SB	CS	GI DP	E
Barajas,R	.133	5	15	2	2	0	0	1	2	0	0	0	0	5	0	0	0	0
Bay,J	.080	6	25	0	2	0	0	0	4	0	1	0	0	7	0	0	0	1
Blanco,H	.333	1	3	0	1	0	0	0	0	0	0	0	0	0	0	0	0	0
Carter,C	.000	1	1	0	0	0	0	0	0	0	0	0	0	0	0	0	0	0
Castillo,L	.375	3	8	2	3	0	0	0	0	1	0	0	2	0	1	0	0	0
Catalanot,F	.500	3	2	1	1	0	0	0	0	0	0	0	0	0	0	0	0	0
Cora,A	.333	3	9	0	3	2	0	0	3	0	0	1	1	1	0	0	0	0
Davis,I	.208	6	24	2	5	2	0	0	1	0	0	0	2	6	0	0	0	0
Feliciano,J	.200	2	5	0	1	0	0	0	0	0	0	0	0	0	0	0	1	0
Francoeur,J	.214	5	14	1	3	0	0	0	3	0	1	0	2	2	0	0	0	1
Matthews,G	.167	3	6	1	1	0	0	0	0	0	0	0	0	2	0	0	0	0
Pagan,A	.360	6	25	4	9	1	0	2	2	0	0	0	2	3	2	1	0	0
Reyes,J	.273	5	22	2	6	2	0	0	3	0	0	0	0	2	0	0	1	0
Tatis,F	.000	2	2	0	0	0	0	0	0	0	0	0	1	0	0	0	0	0
Tejada,R	.143	3	7	0	1	0	0	0	0	1	0	0	0	2	0	1	0	0
Thole,J	.500	2	4	0	2	0	0	0	0	0	0	0	1	0	0	0	0	0
Wright,D	.360	6	25	5	9	0	1	2	2	0	0	0	2	5	0	1	1	1
PITCHERS	.167	6	12	1	2	1	0	1	1	1	0	0	0	5	0	0	0	0
TOTALS	.244	6	209	21	51	8	1	6	21	3	2	1	12	41	3	3	3	3

PITCHER	ERA	W-L	G	GS	CG	SHO	SV	IP	AB	H	R	ER	HR	HB	BB	SO	WP	OPP AVG
Acosta,M	27.00	0-1	1	0	0	0	0	0.1	2	1	1	1	1	0	0	0	0	.500
Dessens,E	0.00	0-0	1	0	0	0	0	1.0	3	0	0	0	0	0	0	0	0	.000
Feliciano,P	3.86	1-1	4	0	0	0	0	2.1	9	3	1	1	1	0	1	0	0	.333
Maine,J	1.50	0-0	1	1	0	0	0	6.0	22	4	2	1	1	0	2	6	0	.182
Mejia,J	0.00	0-0	2	0	0	0	0	2.0	8	2	0	0	0	0	0	0	0	.250
Niese,J	4.61	0-1	2	2	0	0	0	13.2	58	18	7	7	4	1	1	12	0	.310
Nieve,F	4.76	0-0	3	0	0	0	0	5.2	20	3	3	3	3	0	0	5	0	.150
Parnell,R	0.00	0-0	1	0	0	0	0	0.1	2	1	0	0	0	0	0	1	0	.500
Pelfrey,M	13.50	0-1	1	1	0	0	0	4.2	22	9	7	7	1	1	4	1	0	.409
Perez,O	3.00	0-0	1	1	0	0	0	6.0	23	6	2	2	1	0	4	4	1	.261
Rodriguez,F	0.00	0-0	1	0	0	0	1	1.0	3	0	0	0	0	0	0	0	0	.000
Santana,J	0.00	1-0	1	1	1	1	0	9.0	30	3	0	0	0	0	3	5	0	.100
Takashi,H	0.00	0-0	1	0	0	0	0	3.0	9	0	0	0	0	0	0	4	0	.000
Valdes,R	0.00	0-0	1	0	0	0	0	0.1	1	0	0	0	0	0	0	0	0	.000
TOTALS	3.58	2-4	6	6	1	1	1	55.1	212	50	23	22	12	2	15	38	1	.236

Reds vs. Mets

BATTER	AVG	G	AB	R	H	2B	3B	HR	RBI	SH	SF	HP	BB	SO	SB	CS	GI DP	E
Bruce,J	.125	6	16	2	2	1	0	0	0	0	0	0	1	6	0	0	0	0
Cabrera,O	.318	6	22	2	7	0	0	1	2	1	0	1	3	2	0	0	0	2
Cairo,M	.143	5	7	0	1	0	0	0	0	0	0	0	1	0	0	0	0	0
Gomes,J	.182	5	22	2	4	0	0	1	1	0	0	0	0	1	0	0	0	0
Hanigan,R	.250	1	4	0	1	0	0	0	0	0	0	0	0	0	0	0	0	0
Heisey,C	.200	3	10	1	2	0	0	1	1	0	0	0	0	2	0	0	0	0
Hernandez,R	.250	2	8	0	2	0	0	0	1	0	0	0	1	2	0	0	0	0
Miller,C	.091	3	11	1	1	1	0	0	2	0	0	0	0	2	0	0	1	0
Nix,L	.143	5	7	1	1	0	0	1	1	0	0	0	0	2	0	0	0	0
Phillips,B	.333	6	27	4	9	3	0	3	4	0	0	0	1	1	0	0	0	0
Rolen,S	.200	6	20	2	4	0	0	1	2	0	0	1	1	5	0	0	1	0
Stubbs,D	.167	6	24	3	4	0	0	1	3	0	0	0	2	5	0	0	0	2
Votto,J	.381	6	21	4	8	1	0	3	4	0	0	0	5	6	0	1	0	0
PITCHERS	.308	6	13	1	4	0	1	0	1	0	0	0	1	4	0	0	0	1
TOTALS	.236	6	212	23	50	6	1	12	22	1	0	2	15	38	0	1	2	5

PITCHER	ERA	W-L	G	GS	CG	SHO	SV	IP	AB	H	R	ER	HR	HB	BB	SO	WP	OPP AVG
Arroyo,B	3.00	1-0	2	2	0	0	0	15.0	56	14	5	5	2	0	2	6	0	.250
Bray,B	0.00	0-0	1	0	0	0	0	1.0	3	0	0	0	0	0	1	0	0	.000
Cordero,F	3.60	0-1	5	0	0	0	2	5.0	17	5	2	2	1	0	2	2	0	.294
Cueto,J	4.50	0-0	1	1	0	0	0	6.0	23	7	3	3	1	0	2	8	0	.304
Fisher,C	0.00	0-0	1	0	0	0	0	1.0	3	0	0	0	0	0	0	3	0	.000
Herrera,D	---	0-0	1	0	0	0	0	0.0	1	1	0	0	0	0	0	0	0	1.000
Leake,M	1.50	0-0	1	1	0	0	0	6.0	22	4	2	1	0	0	1	4	0	.182
Lincoln,M	0.00	0-0	1	0	0	0	0	0.2	2	0	0	0	0	0	0	0	0	.000
Maloney,M	4.76	0-1	1	1	0	0	0	5.2	23	7	3	3	1	0	1	3	0	.304
Masset,N	0.00	1-0	2	0	0	0	0	3.0	11	2	0	0	0	0	0	5	0	.182
Ondrusek,L	0.00	0-0	1	0	0	0	0	1.1	4	0	0	0	0	0	0	2	0	.000
Owings,M	0.00	1-0	1	0	0	0	0	1.0	3	0	0	0	0	0	0	1	0	.000
Rhodes,A	0.00	0-0	3	0	0	0	0	3.1	11	2	0	0	0	0	1	2	0	.182
Smith,J	3.86	1-0	1	0	0	0	0	2.1	9	3	1	1	0	0	0	0	0	.333
Wood,T	5.79	0-0	1	1	0	0	0	4.2	21	6	5	3	1	1	2	5	0	.286
TOTALS	2.73	4-2	6	6	0	0	2	56.0	209	51	21	17	6	1	12	41	0	.244

Mets vs. Colorado Rockies

BATTER	AVG	G	AB	R	H	2B	3B	HR	RBI	SH	SF	HP	BB	SO	SB	CS	GI DP	E
Barajas,R	.250	2	8	0	2	0	0	0	2	0	1	0	0	0	0	0	0	0
Bay,J	.273	3	11	2	3	0	0	0	2	0	0	0	2	5	1	0	0	0
Beltran,C	.429	3	7	0	3	1	0	0	1	0	1	0	1	1	0	0	0	0
Blanco,H	.143	2	7	0	1	0	0	0	0	0	0	0	1	1	0	0	0	0
Carter,C	.333	2	3	0	1	0	0	0	0	0	0	0	1	1	0	1	0	0
Castillo,L	.267	4	15	3	4	1	0	0	1	0	1	0	1	2	0	1	0	0
Catalanort,F	.000	3	3	0	0	0	0	0	0	0	0	0	0	1	0	0	0	0
Cora,A	.000	1	1	0	0	0	0	0	0	0	0	0	0	0	0	0	0	0
Davis,I	.143	2	7	0	1	1	0	0	0	0	0	0	1	4	0	0	0	0
Francoeur,J	.267	5	15	4	4	0	0	1	1	0	0	0	2	3	0	0	2	0
Hessman,M	.000	2	6	0	0	0	0	0	0	0	0	0	1	3	0	0	0	0
Jacobs,M	.333	1	3	0	1	1	0	0	0	0	0	0	2	0	0	0	0	1
Martinez,F	.200	2	5	0	1	0	0	0	1	0	1	1	1	2	0	0	0	0
Matthews,G	.333	2	3	1	1	0	0	0	0	0	0	0	0	1	1	0	0	0
Pagan,A	.130	6	23	2	3	0	0	1	4	0	0	0	0	5	0	0	1	0
Reyes,J	.269	6	26	3	7	1	0	0	2	0	1	0	0	3	3	1	0	0
Tatis,F	.143	3	7	0	1	1	0	0	0	0	0	0	1	3	0	0	0	0
Tejada,R	.000	2	6	1	0	0	0	0	0	0	0	0	1	1	0	0	0	0
Thole,J	.333	2	6	0	2	1	0	0	0	0	0	0	1	3	0	0	0	0
Wright,D	.188	5	16	2	3	0	0	2	3	0	0	0	6	8	1	0	0	0
PITCHERS	.250	6	12	2	3	0	0	0	1	1	0	0	1	3	0	0	0	1
TOTALS	.216	6	190	20	41	7	0	4	18	1	5	1	22	50	6	3	3	2

PITCHER	ERA	W-L	G	GS	CG	SHO	SV	IP	AB	H	R	ER	HR	HB	BB	SO	WP	OPP AVG
Acosta,M	---	0-0	1	0	0	0	0	0.0	3	3	3	3	1	0	2	0	1	1.000
Feliciano,P	0.00	0-0	3	0	0	0	0	2.1	6	0	0	0	0	0	2	1	0	.000
Igarashi,R	0.00	0-0	1	0	0	0	0	1.0	3	0	0	0	0	0	0	1	0	.000
Maine,J	24.00	0-1	1	1	0	0	0	3.0	15	7	8	8	1	1	3	4	0	.467
Mejia,J	9.00	0-1	2	0	0	0	0	1.0	4	1	1	1	1	1	0	1	0	.250
Niese,J	4.50	0-0	2	2	0	0	0	12.0	48	14	6	6	1	2	1	9	0	.292
Nieve,F	20.25	0-0	2	0	0	0	0	1.1	7	2	3	3	0	0	3	1	1	.286
Parnell,R	0.00	0-0	1	0	0	0	0	1.0	4	1	0	0	0	0	0	1	0	.250
Pelfrey,M	0.00	2-0	2	2	0	0	0	14.0	49	9	0	0	0	0	1	10	0	.184
Rodriguez,F	0.00	0-0	2	0	0	0	1	2.0	6	0	0	0	0	0	1	3	0	.000
Santana,J	0.00	1-0	1	1	1	1	0	9.0	30	4	0	0	0	0	2	10	0	.133
Takahashi,H	5.40	0-1	3	0	0	0	0	3.1	13	3	2	2	0	0	2	4	0	.231
Valdes,R	0.00	0-0	2	0	0	0	0	3.0	10	1	0	0	0	0	2	5	0	.100
TOTALS	3.91	3-3	6	6	1	3	1	53.0	198	45	23	23	4	3	19	50	2	.227

Rockies vs. Mets

BATTER	AVG	G	AB	R	H	2B	3B	HR	RBI	SH	SF	HP	BB	SO	SB	CS	GI DP	E
Barnes,C	.167	6	18	1	3	1	0	0	4	0	0	0	1	1	2	0	0	0
Fowler,D	.083	6	24	0	2	0	0	0	0	0	0	0	3	6	0	0	1	0
Giambi,Ja	.000	1	3	0	0	0	0	0	0	0	0	0	1	2	0	0	0	0
Gonzalez,C	.167	3	12	1	2	1	0	0	0	0	0	0	1	3	0	0	0	0
Hawpe,B	.200	5	5	1	1	1	0	0	2	0	0	0	3	0	0	0	0	0
Helton,T	.313	4	16	3	5	2	0	0	0	0	0	0	2	3	0	0	0	1
Iannetta,C	.500	2	8	1	4	0	0	1	2	0	1	0	0	1	0	0	0	1
Mora,M	.250	4	12	1	3	0	0	1	4	0	0	0	0	3	0	0	1	0
Olivo,M	.286	4	14	1	4	1	0	0	0	0	0	0	0	7	1	0	0	0
Rogers,E	.000	1	0	1	0	0	0	0	0	0	0	0	0	0	0	0	0	0
Smith,S	.188	5	16	1	3	1	0	1	3	0	0	0	1	4	0	0	1	0
Spilborghs,R	.176	5	17	2	3	0	0	1	3	0	0	0	2	4	0	0	0	0
Stewart,I	.278	6	18	3	5	0	0	0	1	0	0	1	2	3	1	0	0	2
Tulowitzki,T	.304	6	23	5	7	0	0	0	0	0	0	0	4	7	0	1	0	0
PITCHERS	.250	6	12	2	3	3	0	0	2	2	0	0	0	5	0	0	0	0
TOTALS	.227	6	198	23	45	10	0	4	21	2	1	3	19	50	2	1	3	4

PITCHER	ERA	W-L	G	GS	CG	SHO	SV	IP	AB	H	R	ER	HR	HB	BB	SO	WP	OPP AVG
Beimel,J	0.00	0-0	1	0	0	0	0	0.2	2	0	0	0	0	0	1	0	0	.000
Belisle,M	0.00	1-0	3	0	0	0	0	3.0	10	1	0	0	0	0	4	0	0	.100
Betancourt,R	3.86	0-0	3	0	0	0	0	2.1	9	2	1	1	0	0	0	3	0	.222
Cook,A	4.50	0-0	1	1	0	0	0	6.0	22	4	3	3	2	0	4	4	0	.182
Corpas,M	0.00	0-0	2	0	0	0	0	1.1	5	1	0	0	0	0	2	1	0	.200
Daley,M	0.00	0-0	1	0	0	0	0	1.0	4	0	0	0	0	0	0	1	0	.000
De La Rosa, J	6.00	0-1	1	1	0	0	0	6.0	24	8	5	4	0	0	5	2	3	.333
Flores,R	0.00	1-0	2	0	0	0	0	0.2	3	1	0	0	0	0	0	1	0	.333
Francis,J	3.00	0-0	1	1	0	0	0	6.0	20	3	2	2	1	0	1	5	0	.150
Hammel,J	5.14	0-1	1	1	0	0	0	7.0	27	8	4	4	0	0	1	4	0	.296
Jimenez,U	1.29	0-1	1	1	0	0	0	7.0	23	4	1	1	0	1	4	8	0	.174
Morales,F	0.00	0-0	1	0	0	0	0	1.0	3	1	1	0	0	0	0	1	0	.333
Rogers,E	3.00	0-0	2	0	0	0	0	3.0	11	2	1	1	0	0	2	4	1	.182
Smith, Jr.,G	2.57	1-0	1	1	0	0	0	7.0	24	6	2	2	1	0	2	8	1	.250
Street,H	0.00	0-0	1	0	0	0	0	1.0	3	0	0	0	0	0	1	0	0	.000
TOTALS	3.06	3-3	6	6	0	0	0	53.0	190	41	20	18	4	1	22	50	4	.216

MANAGER & COACHES
 PLAYER BIOS
 2010 FINAL STATS
 METS VS. OPPONENTS
 2010 RECAPS
 MINOR LEAGUES

Mets vs. Florida Marlins

BATTER	AVG	G	AB	R	H	2B	3B	HR	RBI	SH	SF	HP	BB	SO	SB	CS	GI DP	E
Arias,J	.000	1	0	0	0	0	0	0	0	0	0	0	0	0	0	0	0	0
Barajas,R	.268	11	41	6	11	4	0	0	3	0	1	1	1	5	0	0	1	1
Bay,J	.327	13	49	10	16	3	2	0	7	0	1	0	6	10	5	1	0	0
Beltran,C	.350	5	20	4	7	0	1	1	3	0	0	0	3	3	0	0	1	0
Blanco,H	.200	2	5	1	1	0	0	0	0	0	0	0	1	1	0	0	0	0
Carter,C	.375	12	16	2	6	1	0	0	3	0	0	0	0	0	0	0	0	0
Castillo,L	.172	10	29	2	5	0	1	0	6	0	1	0	5	2	1	0	0	0
Catalanott,F	.000	3	2	0	0	0	0	0	0	0	0	0	0	1	0	0	0	0
Cora,A	.227	8	22	5	5	2	1	0	3	0	0	2	1	2	0	0	0	0
Davis,I	.273	15	55	8	15	3	1	0	3	0	0	0	6	14	0	0	2	1
Duda,L	.500	2	6	1	3	0	0	1	2	0	1	0	1	0	0	0	1	0
Evans,N	.000	1	1	0	0	0	0	0	0	0	0	0	0	1	0	0	0	0
Feliciano,J	.143	8	14	1	2	1	0	0	1	0	0	0	0	3	1	0	0	0
Francoeur,J	.283	16	53	2	15	3	0	1	13	0	3	0	3	10	0	0	1	1
Hessman,M	.000	2	2	0	0	0	0	0	0	0	0	0	0	1	0	0	0	0
Jacobs,M	.111	2	9	0	1	0	0	0	0	0	0	0	0	4	0	0	0	0
Matthews,G	.400	5	10	4	4	1	0	0	1	0	0	0	3	2	0	0	0	0
Pagan,A	.309	16	55	10	17	6	0	0	7	0	1	0	6	4	4	1	1	1
Reyes,J	.161	14	56	3	9	2	1	0	3	0	0	0	5	10	1	1	0	3
Tatis,F	.200	6	10	1	2	1	0	0	1	0	0	0	2	2	0	0	0	0
Tejada,R	.250	12	32	5	8	3	0	0	3	0	0	3	2	5	0	0	0	1
Thole,J	.364	8	22	0	8	1	0	0	3	0	0	1	2	2	0	0	1	1
Wright,D	.391	18	69	17	27	4	1	6	15	0	1	0	9	15	0	2	3	0
PITCHERS	.097	18	31	3	0	0	0	0	1	5	0	0	2	8	0	0	1	3
TOTALS	.271	18	609	83	165	35	8	11	78	5	9	8	58	105	9	4	11	15

PITCHER	ERA	W-L	G	GS	CG	SHO	SV	IP	AB	H	R	ER	HR	HB	BB	SO	WP	OPP AVG
Acosta,M	0.00	0-0	6	0	0	0	0	6.1	20	2	0	0	0	2	9	0	.100	
Dessens,E	13.50	1-1	6	0	0	0	0	3.1	17	8	5	5	1	1	1	0	.471	
Dickey,R	6.38	1-1	3	3	0	0	0	18.1	74	22	13	13	1	0	3	15	3	.297
Feliciano,P	3.40	1-1	8	0	0	0	0	5.0	23	8	3	3	0	0	1	4	0	.348
Green,S	4.50	0-0	2	0	0	0	0	2.0	9	3	1	1	1	0	0	0	0	.333
Igarashi,R	7.94	0-0	6	0	0	0	0	3.2	21	6	5	5	1	0	4	6	0	.286
Maine,J	9.00	0-1	2	2	0	0	0	10.0	42	15	10	10	2	0	6	8	2	.357
Mejia,J	3.86	0-0	5	0	0	0	0	4.2	23	9	2	2	0	0	0	5	0	.391
Misch,P	4.50	0-1	1	1	0	0	0	6.0	25	9	4	3	0	0	0	4	0	.360
Niese,J	6.49	1-4	5	5	0	0	0	26.1	103	28	19	22	19	1	13	25	2	.272
Nieve,F	6.48	0-1	7	0	0	0	0	8.1	32	8	6	6	3	0	3	3	1	.250
Parnell,R	1.93	0-0	4	0	0	0	0	4.2	19	5	1	1	0	0	1	4	0	.263
Pelfrey,M	3.86	0-0	2	2	0	0	0	11.2	50	17	6	5	0	0	1	7	0	.340
Perez,O	18.90	0-1	1	1	0	0	0	3.1	19	9	7	7	4	0	3	5	0	.474
Rodriguez,F	0.00	0-0	7	0	0	0	0	3	7.1	28	6	0	0	0	0	0	0	.214
Santana,J	0.69	1-0	2	2	0	0	0	13.0	47	10	2	1	0	0	3	10	0	.213
Takahashi,H	7.79	1-1	7	2	0	0	0	17.1	71	25	15	15	0	0	10	15	0	.352
Valdes,R	0.00	0-0	1	0	0	0	0	2.2	8	0	0	0	0	0	0	4	0	.000
TOTALS	5.48	6-12	18	18	0	0	3	156.0	631	190	102	95	19	4	54	137	9	.301

Marlins vs. Mets

BATTER	AVG	G	AB	R	H	2B	3B	HR	RBI	SH	SF	HP	BB	SO	SB	CS	GI DP	E
Baker,J	.600	1	5	0	3	0	0	0	1	0	0	0	0	0	0	0	0	0
Barden,B	.200	8	5	0	1	0	0	0	0	0	0	0	1	2	0	0	0	1
Bonifacio,E	.167	6	6	0	1	0	0	0	0	0	0	0	0	1	0	0	0	0
Cantu,J	.320	12	50	6	16	7	0	1	7	0	1	1	2	10	0	0	0	3
Carroll,B	.000	4	4	1	0	0	0	0	0	0	0	0	0	4	3	0	0	1
Coghlan,C	.327	13	52	12	17	3	0	3	7	1	0	1	4	13	2	0	0	0
Cousins,S	.333	2	3	0	1	0	0	0	0	0	0	0	0	0	0	0	0	0
Davis,B	.167	2	6	0	1	0	0	0	0	0	0	0	1	2	0	0	0	0
Hayes,B	.211	6	19	2	4	3	0	0	2	0	0	0	0	5	0	0	0	0
Helms,W	.217	14	23	3	5	2	0	0	4	0	2	1	4	7	0	0	0	2
Lamb,M	.000	4	3	0	0	0	0	0	0	0	0	0	1	0	0	0	0	0
Luna,H	.333	3	3	0	1	1	0	0	1	0	0	0	1	0	0	0	0	0
Martinez,O	.333	1	3	1	1	1	0	0	0	1	0	0	1	1	0	0	0	0
Maybin,C	.296	14	54	6	16	2	0	0	9	1	1	0	2	15	1	0	1	2
Morrison,L	.400	5	20	8	8	3	1	0	2	1	0	0	3	4	0	0	1	0
Murphy,D	.667	3	3	1	2	1	0	0	1	0	0	0	0	1	0	0	0	0
Paulino,R	.300	12	40	4	12	1	0	0	4	0	1	0	3	4	0	0	0	0
Petersen,B	.000	2	2	0	0	0	0	0	0	0	0	0	0	1	0	0	0	0
Ramirez,H	.352	17	71	16	25	4	0	3	14	0	0	0	9	8	7	0	3	0
Ross,C	.412	13	51	10	21	3	1	2	7	0	0	0	4	9	0	0	1	1
Sanchez,G	.397	18	68	13	27	9	0	3	15	1	3	0	6	9	0	0	2	2
Stanton,M	.125	8	32	2	4	0	0	1	4	0	0	0	2	9	0	0	0	0
Tracy,C	.000	3	4	0	0	0	0	0	1	0	0	0	1	1	0	0	0	0
Ugla,D	.282	18	71	13	20	3	0	6	18	0	1	0	4	16	0	0	1	4
PITCHERS	.121	18	33	4	1	0	0	0	7	0	0	0	2	15	0	0	1	4
TOTALS	.301	18	631	102	190	44	2	19	98	11	9	4	54	137	10	0	11	17

PITCHER	ERA	W-L	G	GS	CG	SHO	SV	IP	AB	H	R	ER	HR	HB	BB	SO	WP	OPP AVG
Badenhop,B	1.13	0-0	0	5	0	0	0	0	8.0	27	4	1	1	0	0	4	5	0
Buente,J	0.00	0-0	0	1	0	0	0	0	2.0	7	2	0	0	0	0	1	1	0
Hensley,C	3.52	0-1	1	8	0	0	0	2	7.2	29	8	4	3	0	0	3	0	0
Johnson,J	4.24	0-1	1	3	0	0	0	0	17.0	64	14	9	8	1	2	8	14	2
Leroux,C	27.00	0-0	2	0	0	0	0	0	1.0	6	3	3	0	0	0	1	2	0
Mendez,A	1.29	0-0	0	1	1	0	0	0	7.0	26	10	1	1	0	2	2	0	0
Meyer,D	0.00	0-0	0	2	0	0	0	0	1.0	4	0	0	0	0	0	0	0	0
Nolasco,C	3.96	2-0	0	4	4	0	0	0	25.0	91	21	12	11	2	0	8	19	0
Nunez,L	5.63	3-0	0	8	0	0	0	4	8.0	34	11	5	5	1	0	4	6	0
Ohman,W	13.50	0-1	1	1	0	0	0	0	0.2	5	3	1	1	0	0	0	1	0
Pinto,R	0.00	0-0	0	2	0	0	0	0	1.0	4	1	0	0	0	1	1	1	0
Robertson,N	5.48	2-1	1	4	4	0	0	0	21.1	82	27	14	13	2	1	4	12	0
Sabatia,A	4.05	2-1	1	3	2	0	0	0	13.1	53	13	8	6	1	1	3	0	0
Sanchez,B	6.23	0-0	0	8	0	0	0	0	7.1	28	6	1	1	0	1	3	7	0
Sanchez,A	5.09	2-1	1	3	3	0	0	0	17.2	68	22	10	10	1	2	11	12	0
Sosa,J	0.00	0-0	0	1	0	0	0	0	1.0	3	0	0	0	0	0	0	1	0
Tankersley,T	0.00	0-0	0	3	0	0	0	0	1.0	3	0	0	0	0	0	0	1	0
Veras,E	7.36	1-0	0	8	0	0	0	0	7.1	26	7	6	6	1	0	7	6	0
Volstad,C	5.40	0-0	0	1	1	0	0	0	5.0	22	6	4	3	0	0	0	5	1
Wood,T	5.68	0-0	0	6	0	0	0	1	6.1	27	7	4	4	1	0	2	2	0

M *Mets vs. Houston Astros* **M**

BATTER	AVG	G	AB	R	H	2B	3B	HR	RBI	SH	SF	HP	BB	SO	SB	CS	GI DP	E
Barajas,R	.000	1	3	0	0	0	0	0	0	0	0	0	0	1	0	0	0	0
Beltran,C	.190	7	21	2	4	0	0	1	1	0	0	0	6	3	1	0	0	0
Blanco,H	.000	4	8	0	0	0	0	0	0	0	0	0	1	2	0	0	0	0
Carter,C	.200	6	10	0	2	0	0	0	1	0	0	0	1	1	0	0	0	0
Castillo,L	.235	7	17	2	4	0	0	0	1	0	0	0	3	2	0	1	0	0
Davis,I	.190	7	21	2	4	2	0	0	1	0	1	0	6	3	1	1	1	0
Francoeur,J	.190	7	21	0	4	1	1	0	2	0	0	1	4	6	1	0	0	0
Hernandez,L	.200	2	5	0	1	0	0	0	0	0	0	0	1	0	0	0	0	0
Hessman,M	.200	4	5	0	1	0	0	0	0	0	0	0	1	1	0	0	1	0
Martinez,F	.200	2	5	0	1	0	0	0	1	0	0	0	1	0	1	0	0	0
Pagan,A	.103	7	29	1	3	0	0	0	2	1	0	0	1	9	3	0	1	1
Reyes,J	.444	4	18	2	8	0	1	0	1	0	0	0	2	1	3	1	1	0
Tejada,R	.300	4	10	1	3	1	0	0	1	0	0	0	2	2	0	0	0	0
Thole,J	.222	6	18	3	4	0	0	1	1	0	0	0	1	1	0	0	0	0
Wright,D	.259	7	27	4	7	1	0	1	3	0	1	1	1	5	1	0	0	0
PITCHERS	.278	7	18	2	5	2	0	0	3	1	0	0	0	3	0	0	1	1
TOTALS	.216	7	236	19	51	7	2	3	18	2	2	2	29	42	10	4	5	2

PITCHER	ERA	W-L	G	GS	CG	SHO	SV	IP	AB	H	R	ER	HR	HB	BB	SO	WP	OPP AVG
Acosta,M	0.00	0-0	3	0	0	0	1	2.2	10	2	0	0	0	0	0	3	0	.200
Dessens,E	0.00	1-0	2	0	0	0	0	1.2	7	3	0	0	0	0	1	0	0	.429
Dickey,R	1.76	1-0	2	2	0	0	0	15.1	57	15	3	3	1	0	3	8	1	.263
Feliciano,P	0.00	1-0	3	0	0	0	0	2.0	8	2	0	0	0	0	0	2	0	.250
Igarashi,R	0.00	0-0	1	0	0	0	0	0.2	2	0	0	0	0	0	0	2	0	.000
Misch,P	4.50	0-1	1	1	0	0	0	6.0	22	4	3	3	1	0	0	1	0	.182
Niese,J	1.29	0-0	1	1	0	0	0	7.0	28	7	1	1	0	1	0	5	1	.250
Parnell,R	0.00	0-0	3	0	0	0	0	3.1	13	4	1	0	0	0	0	4	0	.308
Pelfrey,M	0.00	1-0	1	1	0	0	0	8.0	27	6	0	0	0	0	2	4	0	.222
Santana,J	4.80	0-2	2	2	1	0	0	15.0	59	17	8	8	3	1	2	11	0	.288
Takahashi,H	0.00	0-0	4	0	0	0	2	4.1	15	2	0	0	0	0	0	4	0	.133
TOTALS	2.05	4-3	7	7	1	0	3	66.0	248	62	16	15	5	2	8	44	2	.250

M *Astros vs. Mets* **M**

BATTER	AVG	G	AB	R	H	2B	3B	HR	RBI	SH	SF	HP	BB	SO	SB	CS	GI DP	E
Blum,G	.278	6	18	1	5	2	0	1	1	0	0	0	0	5	0	0	0	0
Bourgeois,J	.500	6	10	0	5	0	0	0	0	0	0	0	0	0	0	1	0	0
Bourn,M	.261	6	23	3	6	0	0	0	1	2	0	1	1	1	0	1	2	0
Castro,J	.188	5	16	2	3	2	0	0	0	0	0	0	0	2	0	0	0	0
Feliz,P	.000	2	2	0	0	0	0	0	0	0	0	0	0	0	0	0	0	0
Hernandez,A	.000	1	4	0	0	0	0	0	0	0	0	0	0	0	0	0	0	0
Johnson,C	.148	7	27	0	4	2	0	0	1	0	0	0	2	8	0	0	1	0
Keppinger,J	.250	1	4	0	1	0	0	0	0	0	0	0	0	0	0	0	0	0
Lee,C	.310	7	29	3	9	2	0	2	6	0	0	0	0	3	0	0	0	0
Manzella,T	.556	3	9	0	5	0	0	0	1	0	0	0	0	2	0	0	0	0
Michaels,J	.273	6	11	1	3	0	0	0	1	0	0	0	3	2	0	0	0	0
Pence,H	.233	7	30	4	7	1	0	2	4	0	0	0	1	6	0	0	1	1
Quintero,H	.300	3	10	0	3	0	0	0	0	0	0	0	0	1	0	0	0	0
Sanchez,A	.296	7	27	2	8	0	0	0	1	0	0	0	1	4	0	0	1	1
Wallace,B	.133	5	15	0	2	0	0	0	0	0	0	1	0	7	0	0	0	0
PITCHERS	.077	7	13	0	1	0	0	0	0	2	0	0	0	3	0	0	0	1
TOTALS	.250	7	248	16	62	9	0	5	16	4	0	2	8	44	0	2	5	3

PITCHER	ERA	W-L	G	GS	CG	SHO	SV	IP	AB	H	R	ER	HR	HB	BB	SO	WP	OPP AVG
Abad,F	0.00	0-0	1	0	0	0	0	1.1	5	1	0	0	0	0	0	1	0	.200
Byrdak,T	0.00	0-0	2	0	0	0	0	1.1	4	0	0	0	0	0	0	0	0	.000
Chacin,G	4.50	0-1	3	0	0	0	0	2.0	4	1	1	1	0	0	4	1	0	.250
Figueroa,N	1.50	0-1	2	2	0	0	0	12.0	40	7	4	2	0	1	8	6	1	.175
Fulchino,J	0.00	0-0	3	0	0	0	0	3.2	13	2	0	0	0	0	3	3	0	.154
Lindstrom,M	54.00	0-1	1	0	0	0	0	0.1	4	3	2	2	0	0	1	0	1	.750
Lopez,W	1.93	0-0	4	0	0	0	1	4.2	20	6	1	1	0	0	0	1	0	.300
Lyon,B	0.00	0-0	4	0	0	0	2	4.0	14	2	0	0	0	0	1	3	0	.143
Melancon,M	3.00	1-0	3	0	0	0	0	3.0	10	2	1	1	1	0	0	2	0	.200
Myers,B	1.29	1-0	2	2	0	0	0	14.0	53	13	2	2	0	0	4	10	0	.245
Norris,B	4.97	1-1	2	2	0	0	0	12.2	47	10	7	7	1	1	5	9	0	.213
Rodriguez,W	1.29	0-0	1	1	0	0	0	7.0	22	4	1	1	1	0	3	6	1	.182
TOTALS	2.32	3-4	7	7	0	0	3	66.0	236	51	19	17	3	2	29	42	3	.216

MANAGER & COACHES
 PLAYER BIDS
 2010 FINAL STATS
 METS VS. OPPONENTS
 2010 RECAPS
 MINOR LEAGUES

Mets vs. Los Angeles Dodgers

MANAGER & COACHES

PLAYER BIOS

2010 FINAL STATS

METS VS. OPPONENTS

2010 RECAPS

MINOR LEAGUES

BATTER	AVG	G	AB	R	H	2B	3B	HR	RBI	SH	SF	HP	BB	SO	SB	CS	GI DP	E
Barajas,R	.222	3	9	2	2	0	0	0	1	0	0	1	1	2	0	0	0	0
Bay,J	.292	6	24	5	7	2	1	1	6	0	0	0	3	8	0	0	1	0
Beltran,C	.000	4	13	1	0	0	0	0	0	0	0	0	2	3	0	0	0	0
Blanco,H	.400	3	10	1	4	1	0	0	0	0	0	0	0	1	0	0	0	0
Carter,C	.250	3	4	0	1	0	0	0	0	0	0	0	0	0	0	0	0	0
Castillo,L	.273	6	22	2	6	2	0	0	2	1	0	0	4	0	0	1	1	0
Castlanott,F	.500	2	2	0	1	1	0	0	0	0	0	0	0	0	0	0	0	0
Cora,A	.250	2	4	0	1	1	0	0	1	0	0	0	1	0	0	0	0	0
Davis,I	.269	7	26	3	7	4	0	1	5	0	1	0	3	6	0	0	1	1
Francoeur,J	.313	7	16	2	5	1	0	0	2	0	0	0	2	1	0	0	0	0
Matthews,G	.000	1	2	0	0	0	0	0	0	0	0	0	1	1	0	0	0	0
Pagan,A	.192	7	26	4	5	0	1	0	2	1	0	0	3	8	3	0	0	0
Reyes,J	.267	7	30	6	8	1	0	0	2	1	0	0	1	0	1	2	1	1
Tatis,F	.000	1	1	0	0	0	0	0	0	0	0	0	0	0	0	0	0	0
Thole,J	.167	3	6	0	1	0	0	0	0	0	0	0	1	1	0	0	1	0
Wright,D	.333	7	27	3	9	2	1	0	5	0	1	0	3	8	1	1	0	0
PITCHERS	.063	7	16	0	1	0	0	0	0	1	0	0	0	2	0	0	0	2
TOTALS	.244	7	238	29	58	15	3	2	26	4	2	1	25	41	5	4	5	4

PITCHER	ERA	W-L	G	GS	CG	SHO	SV	IP	AB	H	R	ER	HR	HB	BB	SO	WP	OPP AVG
Acosta,M	0.00	0-0	2	0	0	0	0	0.2	2	0	0	0	0	0	0	1	0	.000
Dessens,E	0.00	0-0	2	0	0	0	0	2.0	8	2	0	0	0	0	2	0	0	.250
Dickey,R	0.00	0-0	1	1	0	0	0	5.2	18	2	0	0	0	0	6	1	.111	
Feliciano,P	2.45	0-1	5	0	0	0	0	3.2	13	2	1	1	0	0	2	5	0	.154
Maine,J	3.00	1-0	1	1	0	0	0	6.0	22	4	3	2	1	0	3	9	1	.182
Mejia,J	0.00	0-0	1	0	0	0	0	1.0	3	0	0	0	0	0	1	0	0	.000
Nieve,F	0.00	0-0	2	0	0	0	0	3.1	9	1	0	0	0	0	1	2	0	.111
Parnell,R	0.00	0-0	2	0	0	0	0	3.0	9	0	0	0	0	0	0	3	0	.000
Pelfrey,M	3.60	0-0	1	1	0	0	0	5.0	18	6	2	2	0	0	2	2	0	.333
Perez,O	7.71	0-1	2	1	0	0	0	4.2	18	4	4	4	1	0	5	2	1	.222
Rodriguez,F	0.00	0-0	2	0	0	0	0	2.0	7	1	0	0	0	0	1	5	0	.143
Santana,J	0.69	2-0	2	2	0	0	0	13.0	47	9	1	1	0	0	4	10	0	.191
Takahashi,H	2.61	1-1	2	1	0	0	0	10.1	35	5	3	3	1	0	3	10	0	.143
Valdes,R	2.25	0-0	3	0	0	0	0	4.0	13	3	1	1	0	0	1	2	1	.231
TOTALS	1.96	4-3	7	7	0	1	0	64.1	222	39	15	14	3	0	25	57	4	.176

Dodgers vs. Mets

BATTER	AVG	G	AB	R	H	2B	3B	HR	RBI	SH	SF	HP	BB	SO	SB	CS	GI DP	E
Anderson,G	.000	4	7	0	0	0	0	0	0	0	0	0	1	2	0	0	0	0
Ausmus,B	.250	1	4	0	1	0	0	0	1	0	0	0	0	1	0	0	0	0
Belliard,R	.000	7	11	1	0	0	0	0	1	0	0	0	4	3	0	0	0	0
Blake,C	.217	7	23	1	5	0	0	0	1	0	1	0	1	13	0	0	0	0
Carroll,J	.188	7	16	4	3	0	0	0	1	0	1	0	6	2	0	0	0	1
Dewitt,B	.143	4	14	1	2	0	1	0	0	0	0	0	0	2	0	1	0	1
Ellis,A	.250	1	4	0	1	0	0	0	1	0	0	0	0	0	0	0	0	0
Erbier,A	.130	7	23	1	3	2	0	0	1	0	0	0	2	8	0	0	1	0
Furcal,R	.125	5	16	1	2	0	0	0	0	0	0	0	3	4	0	0	1	1
Johnson,R	.333	3	9	1	3	1	1	0	1	0	0	0	1	2	0	0	0	0
Kemp,M	.296	7	27	1	8	3	0	1	2	0	0	0	2	4	1	1	0	0
Loney,J	.148	7	27	1	4	0	0	1	1	0	0	0	0	8	1	1	0	0
Martin,Jr.,R	.294	7	17	2	5	2	0	1	3	0	0	0	3	1	0	0	1	0
Paul,X	.154	5	13	1	2	2	0	0	1	0	1	0	1	3	0	0	1	0
PITCHERS	.000	7	11	0	0	0	0	0	0	2	0	0	1	4	0	0	0	0
TOTALS	.237	6	190	19	45	13	0	4	19	0	0	1	18	41	4	3	7	2

PITCHER	ERA	W-L	G	GS	CG	SHO	SV	IP	AB	H	R	ER	HR	HB	BB	SO	WP	OPP AVG
Belisario,R	9.00	0-0	1	0	0	0	0	2.0	9	4	2	2	0	0	0	1	0	.444
Broxton,J	0.00	0-0	1	0	0	0	0	2.0	5	0	0	0	0	0	2	2	0	.000
Ely,J	7.50	0-1	1	1	0	0	0	6.0	23	6	5	5	0	1	3	4	1	.261
Haeger,C	11.25	0-1	1	1	0	0	0	4.0	14	5	5	5	0	0	4	1	0	.357
Jansen,K	0.00	0-0	2	0	0	0	1	2.0	6	0	0	0	0	0	0	4	0	.000
Kershaw,C	0.00	1-0	1	1	0	0	0	8.0	29	7	0	0	0	0	1	3	0	.241
Kuo,H	0.00	0-0	2	0	0	0	1	2.0	6	0	0	0	0	0	1	3	0	.000
Kuroda,H	1.29	1-1	2	2	0	0	0	14.0	49	10	2	2	1	0	4	8	1	.204
Link,J	54.00	0-0	2	0	0	0	0	0.1	5	4	5	2	0	0	2	1	0	.800
McDonald,J	40.50	0-0	2	0	0	0	0	0.2	3	2	3	3	0	0	2	0	0	.667
Monasterio,C	0.00	0-0	2	1	0	0	0	7.0	27	7	0	0	0	0	1	5	0	.259
Ortiz,R	0.00	0-0	1	0	0	0	0	1.0	3	0	0	0	0	0	0	0	0	.000
Padilla,V	1.29	0-1	1	1	0	0	0	7.0	27	6	2	1	1	0	0	6	0	.222
Schlichting,T	0.00	0-0	2	0	0	0	0	2.0	8	2	0	0	0	0	0	1	0	.250
Sherrill,G	0.00	1-0	3	0	0	0	0	2.0	8	1	1	0	0	0	1	1	0	.125
Taschner,J	---	0-0	2	0	0	0	0	0.0	2	1	1	1	0	0	1	0	1	.500
Troncoso,R	5.40	0-0	2	0	0	0	0	1.2	8	3	1	1	0	0	1	1	0	.375
Weaver,J	7.71	0-0	2	0	0	0	0	2.1	6	0	2	2	0	0	2	0	0	.000
TOTALS	3.38	3-4	7	7	0	2	2	64.0	238	58	29	24	2	1	25	41	3	.244

Mets vs. Milwaukee Brewers

BATTER	AVG	G	AB	R	H	2B	3B	HR	RBI	SH	SF	HP	BB	SO	SB	CS	GI	DP	E
Arias,J	.000	3	6	0	0	0	0	0	0	0	0	0	1	1	0	0	0	0	0
Barajas,R	.286	2	7	0	2	0	0	0	1	0	0	0	0	0	0	0	0	0	0
Bay,J	.231	3	13	2	3	1	0	0	1	0	0	0	2	4	0	0	0	0	0
Beltran,C	.000	1	2	0	0	0	0	0	0	0	0	0	0	1	0	0	0	0	0
Blanco,H	.750	1	4	2	3	2	0	0	1	0	0	0	1	0	0	0	0	0	0
Carter,C	.429	5	9	0	3	1	0	0	2	0	0	0	0	1	0	0	0	0	0
Castillo,L	.222	3	5	0	2	0	0	0	2	0	0	0	2	0	0	0	0	0	0
Corra,A	.200	2	5	0	1	0	0	0	0	0	0	0	2	0	0	0	0	0	0
Davis,I	.091	7	22	2	2	1	0	1	4	0	1	0	4	7	0	0	1	1	1
Duda,L	.267	4	15	3	4	1	0	1	2	0	0	0	0	4	0	0	0	0	0
Evans,N	.000	3	7	0	0	0	0	0	0	0	0	0	0	1	0	0	0	0	0
Feliciano,J	.182	4	11	1	2	0	0	0	0	0	0	0	1	4	0	0	0	0	0
Francoeur,J	.636	3	11	3	7	2	0	0	2	0	0	0	1	1	2	0	1	0	0
Hessman,M	.000	2	2	1	0	0	0	0	0	0	0	0	1	1	0	0	0	0	0
Matthews,G	.000	2	1	0	0	0	0	0	0	0	0	0	1	1	0	0	0	0	0
Nickeas,M	.333	2	6	0	2	0	0	0	0	0	0	0	0	3	0	0	0	0	1
Pagan,A	.333	6	27	4	9	1	0	1	2	0	0	0	0	7	3	0	0	0	0
Reyes,J	.345	7	29	4	10	4	1	0	3	0	0	0	3	6	1	0	1	1	1
Tatis,F	.000	1	2	0	0	0	0	0	0	0	0	0	1	2	0	0	0	0	0
Tejada,R	.400	3	10	4	2	0	0	0	2	0	0	0	2	2	0	0	0	0	1
Thole,J	.200	4	10	0	2	1	0	0	1	0	0	0	0	0	0	0	0	0	1
Wright,D	.222	7	27	6	6	1	0	2	5	0	1	0	3	7	0	0	0	1	0
PITCHERS	.333	7	12	0	4	1	0	0	1	2	0	0	1	4	0	0	0	0	0
TOTALS	.269	7	245	30	66	18	1	5	29	2	2	0	24	58	6	0	5	5	5

PITCHER	ERA	W-L	G	GS	CG	SHO	SV	IP	AB	H	R	ER	HR	HB	BB	SO	WP	OPP	AVG
Acosta,M	9.00	0-1	2	0	0	0	0	1.0	6	3	1	1	0	0	1	0	0	.500	
Dessens,E	0.00	1-0	4	0	0	0	0	5.0	17	3	0	0	0	0	1	0	0	.176	
Dickey,R	3.21	1-1	2	2	0	0	0	14.0	52	15	5	5	2	1	0	7	0	.288	
Feliciano,P	20.25	0-0	5	0	0	0	0	1.1	5	1	3	3	0	0	3	0	0	.200	
Gee,D	3.00	0-1	1	1	0	0	0	6.0	24	7	4	2	0	0	3	2	0	.292	
Green,S	10.13	0-0	3	0	0	0	0	2.2	12	3	5	3	0	0	2	3	4	.250	
Igarashi,R	4.91	0-1	4	0	0	0	0	3.2	14	3	2	2	1	0	0	1	0	.214	
Mejia,J	0.00	0-0	1	0	0	0	0	1.0	4	1	0	0	0	0	1	0	0	.250	
Niese,J	20.25	0-0	1	1	0	0	0	2.2	17	10	6	6	0	0	0	3	0	.588	
Nieve,F	22.50	0-1	1	1	0	0	0	2.0	9	3	5	5	2	0	3	5	0	.333	
Pelfrey,M	3.68	0-0	1	1	0	0	0	7.1	25	5	3	3	1	0	4	2	0	.200	
Perez,O	13.50	0-0	1	0	0	0	0	2.0	8	3	3	3	1	0	2	2	0	.375	
Rodriguez,F	0.00	0-0	1	0	0	0	0	1.0	3	0	0	0	0	0	2	0	0	.000	
Santana,J	0.00	0-0	1	1	0	0	0	8.0	27	3	0	0	0	0	2	5	0	.111	
Takahashi,H	0.00	0-0	1	0	0	0	0	1.1	5	1	0	0	0	0	1	0	0	.200	
Valdes,R	0.00	0-0	2	0	0	0	0	2.2	8	1	0	0	0	0	1	1	0	.125	
TOTALS	4.82	2-5	7	7	0	0	0	61.2	236	62	37	33	7	3	23	37	0	.263	

Brewers vs. Mets

BATTER	AVG	G	AB	R	H	2B	3B	HR	RBI	SH	SF	HP	BB	SO	SB	CS	GI	DP	E
Braun,R	.250	6	24	3	6	2	0	0	3	0	0	0	1	1	1	0	2	0	0
Bush,D	.000	1	0	1	0	0	0	0	0	0	0	0	0	0	0	0	0	0	0
Cain,L	.400	4	15	1	6	2	0	0	6	0	0	0	0	3	0	0	0	0	0
Counsell,C	.000	2	0	1	0	0	0	0	0	0	0	0	1	0	0	0	0	0	0
Cruz,L	.200	1	5	0	1	0	0	0	1	0	0	0	0	0	0	0	0	1	0
Dickerson,C	.000	1	0	1	0	0	0	0	0	0	0	0	1	0	0	0	0	0	0
Escobar,A	.238	6	21	1	5	0	1	0	0	0	0	0	1	2	1	0	0	0	0
Fielder,P	.273	7	22	6	6	0	0	0	3	0	0	0	8	3	0	0	0	1	0
Gomez,C	.333	6	15	1	5	0	1	0	0	0	0	0	2	4	1	2	0	0	0
Hart,C	.310	7	29	8	9	1	0	4	12	0	0	0	1	0	7	0	0	0	0
Inglett,J	.500	3	6	1	3	1	0	0	0	0	0	0	0	0	0	0	0	0	0
Kottaras,G	.231	4	13	2	3	0	0	1	1	0	0	0	3	1	0	0	0	1	1
Lucroy,J	.308	3	13	2	4	0	0	0	3	0	0	0	1	2	0	0	0	0	0
McGehee,C	.115	7	26	4	3	3	0	0	1	0	0	0	4	4	0	0	2	1	1
Stern,A	.000	1	1	0	0	0	0	0	0	0	0	0	0	0	0	0	0	0	0
Weeks, Jr.,R	.276	7	29	5	8	1	1	2	3	0	0	1	1	7	1	0	0	0	1
PITCHERS	.176	7	17	0	3	0	0	0	1	3	0	0	0	3	0	0	0	0	0
TOTALS	.263	7	236	37	62	10	3	7	36	3	0	3	23	37	4	2	7	3	3

PITCHER	ERA	W-L	G	GS	CG	SHO	SV	IP	AB	H	R	ER	HR	HB	BB	SO	WP	OPP	AVG
Axford,J	6.75	0-1	3	0	0	0	2	2.2	11	3	2	2	0	0	0	5	0	.273	
Braddock,Z	15.43	0-0	4	0	0	0	0	2.1	11	5	4	4	0	0	2	3	0	.455	
Bush,D	0.00	1-0	1	1	0	0	0	6.0	21	3	0	0	0	0	3	1	0	.143	
Coffey,T	3.00	1-0	2	0	0	0	0	3.0	11	2	1	1	0	0	0	4	0	.182	
Estrada,M	13.50	0-0	2	0	0	0	0	2.0	11	3	3	3	1	0	1	5	1	.273	
Gallardo,Y	5.11	1-0	2	2	1	1	0	12.1	52	18	7	7	2	0	3	11	0	.346	
Hoffman,T	0.00	0-0	2	0	0	0	1	2.0	6	0	0	0	0	0	0	0	0	.000	
Kintzler,B	0.00	0-0	1	0	0	0	0	1.0	3	1	0	0	0	0	0	1	0	.333	
Loe,K	0.00	0-0	1	0	0	0	0	1.0	3	1	0	0	0	0	0	0	0	.333	
McClendon,M	5.40	0-0	2	0	0	0	0	1.2	8	3	1	1	0	0	0	1	1	.375	
Narveson,C	1.35	1-0	1	1	0	0	0	6.2	24	4	1	1	0	0	3	9	1	.167	
Parra,M	4.76	0-0	2	1	0	0	0	5.2	25	7	3	3	0	0	4	5	1	.280	
Suppan,J	21.60	0-1	1	0	0	0	0	1.2	9	6	4	4	1	0	2	2	0	.667	
Villanueva,C	0.00	1-0	3	0	0	0	0	2.1	8	1	0	0	0	0	0	4	0	.125	
Wolf,R	3.00	0-0	2	2	0	0	0	12.0	42	9	4	4	1	0	6	7	0	.214	
TOTALS	4.33	5-2	7	7	1	1	3	62.1	245	66	30	30	5	0	24	58	4	.269	

MANAGER & COACHES
 PLAYER BIDS
 2010 FINAL STATS
 METS VS. OPPONENTS
 2010 RECAPS
 MINOR LEAGUES

Mets vs. Philadelphia Phillies

MANAGER & COACHES

PLAYER BIOS

2010 FINAL STATS

METS VS. OPPONENTS

2010 RECAPS

MINOR LEAGUES

BATTER	AVG	G	AB	R	H	2B	3B	HR	RBI	SH	SF	HP	BB	SO	SB	CS	GI DP	E
Arias,J	.500	4	4	2	2	1	0	0	0	0	0	0	0	1	0	0	0	0
Barajas,R	.533	4	15	6	8	2	0	3	8	0	1	0	0	0	0	0	0	0
Bay,J	.217	6	23	2	5	2	0	0	3	0	0	1	2	3	2	0	1	0
Beltran,C	.256	11	43	3	11	2	0	3	6	0	0	1	1	14	0	0	1	0
Blanco,H	.188	6	16	2	3	2	0	0	6	0	0	0	2	6	0	0	0	0
Carter,C	.353	11	17	0	6	2	0	0	2	0	0	0	2	1	0	0	0	0
Castillo,L	.120	13	25	1	3	0	0	0	1	4	0	0	4	3	2	0	0	0
Catalanott,F	.000	3	3	0	0	0	0	0	0	0	0	0	0	0	0	0	0	0
Cora,A	.000	2	6	0	0	0	0	0	0	0	0	0	0	0	0	0	0	0
Davis,I	.308	16	52	6	16	4	0	0	4	0	0	0	8	11	1	0	2	2
Duda,L	.077	6	13	0	1	1	0	0	3	0	0	0	0	4	0	0	0	0
Evans,N	.500	4	8	1	4	1	0	0	2	0	0	0	0	0	0	0	0	0
Feliciano,J	.222	7	9	2	2	0	0	0	0	0	0	0	1	2	0	0	0	0
Francoeur,J	.258	11	31	7	8	1	0	2	4	0	1	2	1	4	2	0	0	0
Hernandez,L	.000	3	8	0	0	0	0	0	0	0	0	1	1	1	0	0	0	0
Hessman,M	.333	3	6	1	2	0	1	1	3	0	0	0	1	2	0	0	0	0
Martinez,F	.125	3	8	1	1	0	0	0	0	0	0	1	0	2	0	0	0	0
Matthews,G	.000	3	6	0	0	0	0	0	0	0	0	0	0	0	0	0	0	0
Pagan,A	.273	17	66	7	18	2	1	1	6	1	0	0	3	8	7	2	1	0
Reyes,J	.299	18	77	10	23	5	2	3	12	0	0	0	2	7	3	2	0	1
Tatis,F	.167	3	6	1	1	1	0	0	0	0	0	0	1	1	0	0	0	0
Tejada,R	.000	3	17	0	0	0	0	0	0	1	0	0	0	1	4	0	0	0
Thole,J	.294	9	34	2	10	1	0	0	2	0	0	0	1	6	0	0	0	0
Wright,D	.242	18	66	8	16	6	0	3	7	0	0	0	5	19	1	0	1	3
PITCHERS	.212	18	33	3	7	2	0	0	1	4	0	0	2	15	0	0	0	1
TOTALS	.248	18	592	65	147	35	4	16	65	9	2	6	37	116	18	4	9	8

PITCHER	ERA	W-L	G	GS	CG	SHO	SV	IP	AB	H	R	ER	HR	HB	BB	SO	WP	OPP AVG
Acosta,M	0.00	1-0	8	0	0	0	0	7.1	23	4	0	0	0	0	2	4	0	.174
Dessen,E	0.00	0-0	6	0	0	0	0	5.2	18	2	0	0	0	0	2	1	0	.111
Dickey,R	2.25	2-2	4	4	1	1	0	24.0	93	24	9	6	3	0	7	18	1	.258
Feliciano,P	3.38	0-0	10	0	0	0	0	5.1	24	9	2	2	0	1	1	8	0	.375
Gee,D	2.57	1-0	1	1	0	0	0	7.0	25	5	2	2	1	0	2	5	0	.200
Green,S	0.00	0-0	2	0	0	0	0	0.2	2	0	0	0	0	0	1	2	1	.000
Igarashi,R	0.00	0-0	2	0	0	0	0	2.0	7	1	0	0	0	0	1	2	0	.143
Mejia,J	9.00	0-1	3	1	0	0	0	6.0	27	11	6	6	1	1	1	3	2	.407
Misch,P	3.27	0-1	3	2	0	0	0	11.0	48	15	7	4	1	1	3	6	0	.313
Niese,J	2.14	1-1	3	3	0	0	0	21.0	77	16	5	3	1	0	8	20	0	.208
Nieve,F	0.00	0-0	2	0	0	0	0	2.0	6	0	0	0	0	0	0	3	0	.000
Parnell,R	33.75	0-1	4	0	0	0	0	1.1	10	5	5	5	0	0	0	0	0	.500
Pelfrey,M	3.91	2-2	4	4	0	0	0	25.1	93	24	11	11	1	3	6	13	0	.258
Rodriguez,F	0.00	0-0	4	0	0	0	2	4.2	15	1	0	0	0	0	1	3	0	.067
Santana,J	8.18	1-1	2	2	0	0	0	11.0	46	13	10	10	4	0	5	7	1	.283
Takahashi,H	0.68	1-0	7	1	0	0	2	13.1	54	15	1	1	0	0	2	10	0	.278
Valdes,R	4.82	0-0	4	0	0	0	1	9.1	40	10	6	5	1	0	3	14	0	.250
TOTALS	3.27	9-9	18	18	1	5	5	157.0	608	155	64	57	13	7	46	118	4	.255

Phillies vs. Mets

BATTER	AVG	G	AB	R	H	2B	3B	HR	RBI	SH	SF	HP	BB	SO	SB	CS	GI DP	E
Brown,D	.000	5	6	0	0	0	0	0	0	0	0	0	0	3	0	0	0	1
Castro,J	.231	4	13	1	3	1	0	0	2	0	0	0	3	2	0	0	0	2
Dobbs,G	.091	9	11	0	1	1	0	0	0	0	0	0	0	2	0	1	0	0
Francisco,B	.250	8	12	1	3	1	0	0	1	0	0	0	3	2	0	0	1	0
Gload,R	.222	8	9	3	2	1	0	0	2	0	0	0	1	1	0	0	0	0
Howard,R	.271	12	48	6	13	3	0	3	7	0	0	0	2	12	0	0	2	1
Ibanez,R	.235	18	68	6	16	2	1	2	7	0	0	0	3	18	0	1	1	1
Mayberry,J	.333	4	3	1	1	0	0	0	0	0	0	0	0	1	0	0	0	0
Polanco,P	.253	18	75	5	19	3	0	1	5	0	1	1	4	7	0	0	2	1
Rollins,J	.240	7	25	3	6	1	0	0	1	0	0	0	1	3	1	2	0	0
Ruiz,C	.250	16	52	4	13	0	0	0	6	0	0	0	5	14	0	0	3	0
Schneider,B	.182	4	11	0	2	0	0	0	1	0	0	0	1	0	0	0	1	0
Sweeney,M	.211	7	19	1	4	1	0	0	1	0	0	0	0	3	0	0	1	0
Utley,C	.277	12	47	8	13	3	0	3	7	0	0	3	3	9	0	0	0	1
Valdes,W	.244	15	45	4	11	2	0	0	1	0	0	1	4	7	0	0	3	0
Victorino,S	.356	15	59	7	21	4	0	3	12	0	0	1	6	6	2	1	1	1
Werth,J	.308	18	65	11	20	3	1	1	4	0	0	1	7	15	0	0	2	0
PITCHERS	.175	18	40	3	7	0	0	0	3	3	0	0	1	15	0	0	0	0
TOTALS	.255	18	608	64	155	26	2	13	60	3	1	7	46	118	4	3	17	8

PITCHER	ERA	W-L	G	GS	CG	SHO	SV	IP	AB	H	R	ER	HR	HB	BB	SO	WP	OPP AVG
Baez,D	10.80	0-0	5	0	0	0	0	5.0	19	4	6	6	0	1	1	5	1	.211
Bastardo,A	0.00	0-0	3	0	0	0	0	1.1	5	1	0	0	0	0	1	2	0	.200
Blanton,J	4.19	1-1	3	3	0	0	0	19.1	74	19	9	9	2	0	5	12	0	.257
Contreras,J	7.71	0-0	2	0	0	0	0	2.1	8	2	2	2	0	0	2	3	0	.250
Durbin,C	1.17	1-0	10	0	0	0	0	7.2	28	6	1	1	0	0	5	7	0	.214
Figueroa,N	13.50	0-0	2	0	0	0	0	2.0	10	4	3	3	0	0	0	0	0	.400
Halladay,R	2.56	4-0	4	4	1	1	0	31.2	116	24	9	9	1	2	2	28	0	.207
Hamels,J	3.20	0-4	4	4	1	0	0	25.1	100	29	10	9	3	0	6	24	0	.290
Herndon,D	1.50	0-0	5	0	0	0	0	6.0	22	6	1	1	0	0	1	2	0	.273
Kendrick,K	3.91	1-3	4	4	0	0	0	23.0	88	22	11	10	5	0	4	12	0	.250
Lidge,B	2.45	0-0	5	0	0	0	4	3.2	15	4	1	1	1	0	1	3	0	.267
Madson,R	2.57	0-0	8	0	0	0	0	7.0	24	5	2	2	1	1	4	9	0	.208
Moyer,J	7.36	1-1	2	2	0	0	0	11.0	42	13	9	9	2	1	2	2	0	.310
Oswalt,R	0.00	1-0	1	1	1	1	0	9.0	29	4	0	0	0	0	1	6	0	.138
Romero,J	5.40	0-0	4	0	0	0	0	1.2	9	4	1	1	1	1	1	0	0	.444
Worley,V	0.00	0-0	1	0	0	0	0	1.0	3	0	0	0	0	0	1	1	0	.000
TOTALS	3.55	9-9	18	18	3	3	4	157.0	592	147	65	62	16	6	37	116	1	.248

Mets vs. Pittsburgh Pirates

BATTER	AVG	G	AB	R	H	2B	3B	HR	RBI	SH	SF	HP	BB	SO	SB	CS	GI DP	E
Arias,J	.000	2	1	2	0	0	0	0	1	0	0	0	0	0	0	0	0	0
Beltran,C	.238	6	21	3	5	1	0	1	5	0	1	0	2	2	0	0	0	0
Blanco,H	.000	3	8	0	0	0	0	0	0	0	0	0	2	0	0	0	0	0
Carter,C	.300	6	10	2	3	0	0	1	2	0	0	0	1	1	0	0	0	0
Davis,I	.348	7	23	3	8	3	0	0	3	0	1	0	4	4	0	0	0	0
Duda,L	.250	3	8	1	2	2	0	0	2	0	0	0	0	0	0	0	0	0
Evans,N	.375	3	8	3	3	0	0	1	2	0	0	0	1	1	0	0	1	0
Feliciano,J	.200	5	5	0	1	0	0	0	0	0	0	0	2	0	0	0	0	0
Francoeur,J	.000	2	4	0	0	0	0	0	0	0	0	0	1	0	0	0	0	0
Hernandez,L	.000	1	2	0	0	0	0	0	0	0	0	0	0	2	0	0	0	0
Hessman,M	1.000	1	1	1	1	0	0	0	1	0	0	0	0	0	0	0	0	0
Pagan,A	.414	7	29	4	12	4	0	0	7	0	0	0	1	2	1	1	1	0
Reyes,J	.379	7	29	9	11	2	0	1	2	1	0	0	2	1	2	1	1	0
Tejada,R	.222	7	18	4	4	2	0	0	1	0	1	0	4	1	0	0	1	1
Thole,J	.294	6	17	1	5	0	0	0	2	0	0	0	1	2	0	0	0	0
Wright,D	.320	7	25	4	8	1	0	1	3	0	0	0	4	4	1	1	2	2
PITCHERS	.250	7	16	0	4	1	0	0	1	2	0	0	2	3	0	0	0	0
TOTALS	.298	7	225	37	67	16	0	5	32	3	3	0	25	25	4	3	4	3

PITCHER	ERA	W-L	G	GS	CG	SHO	SV	IP	AB	H	R	ER	HR	HB	BB	SO	WP	OPP AVG
Dessens,E	0.00	0-0	2	0	0	0	0	2.0	6	0	0	0	0	0	0	1	0	.000
Dickey,R	1.00	1-0	1	1	1	0	0	9.0	30	5	1	1	0	0	3	4	1	.167
Feliciano,P	2.45	0-0	3	0	0	0	0	3.2	12	1	1	1	0	0	0	4	0	.083
Gee,D	0.00	0-0	1	1	0	0	0	6.0	23	5	0	0	0	0	4	3	0	.217
Mejia,J	0.00	0-0	1	1	0	0	0	2.1	8	0	1	0	0	0	2	1	1	.000
Misch,P	0.00	0-0	1	0	0	0	0	1.0	5	2	0	0	0	0	0	0	0	.400
Niese,J	1.80	1-0	1	1	1	0	0	5.0	18	5	1	1	0	0	1	5	0	.278
Parnell,R	0.00	0-0	3	0	0	0	0	2.1	8	1	0	0	0	0	0	2	0	.125
Pelfrey,M	1.80	2-0	2	2	0	0	0	15.0	55	12	4	3	1	0	6	9	0	.218
Santana,J	2.25	0-1	1	1	0	0	0	8.0	27	4	2	2	0	0	1	9	0	.148
Takahashi,H	3.00	1-0	2	0	0	0	1	3.0	10	2	1	1	1	0	1	3	0	.200
Valdes,R	21.60	1-0	1	0	0	0	0	1.2	7	4	4	4	0	0	1	0	0	.571
TOTALS	1.98	6-1	7	7	3	1	1	59.0	209	41	15	13	4	0	19	41	2	.196

Pirates vs. Mets

BATTER	AVG	G	AB	R	H	2B	3B	HR	RBI	SH	SF	HP	BB	SO	SB	CS	GI DP	E
Alvarez,P	.182	7	22	2	4	1	1	0	1	0	0	0	3	7	0	0	1	1
Bowker,J	.250	4	12	1	3	1	0	0	3	0	0	0	0	2	0	0	0	0
Cedeno,R	.273	7	22	3	6	1	1	0	1	0	0	0	1	5	0	0	1	1
Ciriaco,P	1.000	1	1	1	1	0	1	0	0	0	0	0	0	0	0	0	0	0
Clement,J	.000	1	4	0	0	0	0	0	0	0	0	0	0	0	0	0	0	0
Diaz,A	1.000	1	1	0	1	0	0	0	0	0	0	0	0	0	0	0	0	0
Doumit,R	.167	7	12	1	2	1	0	1	2	0	0	0	2	3	0	0	1	2
Jones,G	.273	6	22	2	6	1	0	0	0	0	0	0	1	3	0	0	0	0
LaRoche,An	.000	4	5	0	0	0	0	0	0	0	0	0	0	1	0	0	0	0
McCutchen,A	.360	7	25	2	9	3	0	1	4	0	0	0	3	5	1	0	0	0
Milledge,L	.250	2	4	1	1	0	0	1	1	0	0	0	0	1	0	0	0	0
Moss,B	.000	3	4	0	0	0	0	0	0	0	0	0	0	0	0	0	0	0
Presley,A	.333	3	3	0	1	0	0	0	0	0	0	0	0	0	1	0	1	0
Snyder,C	.154	6	13	1	2	0	0	0	0	0	0	0	5	2	0	0	1	1
Tabata,J	.130	7	23	1	3	2	0	1	2	2	1	0	1	4	0	0	1	1
Walker,N	.083	7	24	0	2	1	0	0	1	0	0	0	2	4	0	0	0	1
Young,D	.000	2	2	0	0	0	0	0	0	0	0	0	1	2	0	0	0	0
PITCHERS	.000	7	10	0	0	0	0	0	0	2	0	0	1	2	0	0	0	0
TOTALS	.196	7	209	15	41	11	3	4	15	4	1	0	19	41	1	1	5	7

PITCHER	ERA	W-L	G	GS	CG	SHO	SV	IP	AB	H	R	ER	HR	HB	BB	SO	WP	OPP AVG
Duke,Z	6.97	1-1	2	2	0	0	0	10.1	42	14	9	8	2	0	3	9	1	.333
Gallagher,S	0.00	0-0	3	0	0	0	0	4.2	17	3	0	0	0	0	1	0	0	.176
Hanrahan,J	0.00	0-0	1	0	0	0	1	1.0	4	1	0	0	0	0	0	1	0	.250
Jackson,S	10.80	0-0	2	0	0	0	0	1.2	6	2	2	2	0	0	1	0	0	.333
Karstens,J	18.90	0-1	1	1	0	0	0	3.1	20	11	7	7	1	0	0	1	0	.550
Ledezma,W	9.00	0-1	2	0	0	0	0	1.0	4	2	1	1	0	0	0	0	0	.500
Leroux,C	0.00	0-0	2	0	0	0	0	2.0	6	0	0	0	0	0	1	0	0	.000
Maholm,P	4.91	0-1	1	1	0	0	0	3.2	19	7	7	2	0	0	2	1	0	.368
Martinez,J	13.50	0-0	1	0	0	0	0	0.2	4	2	1	1	0	0	1	1	0	.500
McCutchen,D	3.00	0-0	3	0	0	0	0	3.0	13	4	1	1	1	0	0	1	0	.308
McDonald,J	3.46	0-1	2	2	0	0	0	13.0	47	11	5	5	1	0	7	8	1	.234
Meek,E	0.00	0-0	1	0	0	0	0	1.0	3	0	0	0	0	0	1	0	0	.000
Morton,C	3.60	0-0	1	1	0	0	0	5.0	18	5	2	2	0	0	4	1	0	.278
Park,C	3.38	0-1	3	0	0	0	0	2.2	10	2	1	1	0	0	1	1	0	.200
Resop,C	3.00	0-0	3	0	0	0	0	3.0	10	2	1	1	0	0	2	1	0	.200
Thomas,J	0.00	0-0	1	0	0	0	0	0.1	2	1	0	0	0	0	1	0	0	.500
TOTALS	4.95	1-6	7	7	0	0	1	56.1	225	67	37	31	5	0	25	25	2	.298

MANAGER & COACHES
 PLAYER BIDS
 2010 FINAL STATS
 METS VS. OPPONENTS
 2010 RECAPS
 MINOR LEAGUES

Mets vs. San Diego Padres

MANAGER & COACHES

PLAYER BIOS

2010 FINAL STATS

METS VS. OPPONENTS

2010 RECAPS

MINOR LEAGUES

BATTER	AVG	G	AB	R	H	2B	3B	HR	RBI	SH	SF	HP	BB	SO	SB	CS	GI DP	E
Barajas,R	.200	5	15	1	3	0	0	1	2	0	0	1	0	2	0	0	0	0
Bay,J	.190	5	21	1	4	1	0	0	0	0	0	2	7	1	0	1	0	0
Blanco,H	.200	2	5	1	1	0	0	1	2	0	0	0	1	2	0	0	0	0
Carter,C	.143	5	7	1	1	1	0	0	0	0	0	0	1	0	0	0	0	0
Castillo,L	.250	2	4	2	1	0	0	0	0	0	0	0	2	3	0	0	0	0
Cora,A	.000	4	13	0	0	0	0	0	1	0	0	0	1	2	0	0	0	0
Davis,I	.200	6	25	2	5	0	0	2	4	0	0	0	0	6	0	0	0	1
Feliciano,J	.000	2	5	0	0	0	0	0	0	0	0	0	1	0	0	1	0	0
Francoeur,J	.333	6	18	1	6	0	0	0	2	0	0	1	3	5	0	1	0	0
Matthews,G	.500	2	2	1	1	1	0	0	0	0	0	0	1	0	0	0	0	0
Pagan,A	.227	6	22	1	5	1	1	0	1	0	0	0	1	6	2	0	1	0
Reyes,J	.292	6	24	3	7	0	1	1	3	0	0	0	2	3	2	1	0	0
Tatis,F	.000	1	2	0	0	0	0	0	0	0	0	0	0	0	0	0	0	0
Tejada,R	.167	2	6	0	1	0	0	0	0	0	0	0	0	0	0	0	0	0
Wright,D	.364	6	22	3	8	1	0	1	3	0	0	0	2	8	3	0	0	2
PITCHERS	.000	6	14	1	0	0	0	0	0	0	0	0	2	4	0	0	0	0
TOTALS	.210	6	205	18	43	5	2	6	18	0	0	2	16	51	8	2	3	3

PITCHER	ERA	W-L	G	GS	CG	SHO	SV	IP	AB	H	R	ER	HR	HB	BB	SO	WP	OPP AVG
Dessens,E	0.00	1-0	2	0	0	0	0	1.0	3	0	0	0	0	0	1	0	.000	
Feliciano,P	0.00	0-0	3	0	0	0	0	1.0	4	2	0	0	0	0	1	0	.500	
Igarashi,R	162.00	0-0	1	0	0	0	0	0.1	5	4	6	6	0	0	2	0	.800	
Mejia,J	0.00	0-0	2	0	0	0	0	2.0	8	2	0	0	0	1	0	1	.250	
Niese,J	0.00	1-0	1	1	1	1	0	9.0	28	1	0	0	0	0	6	0	.036	
Nieve,F	0.00	0-0	1	0	0	0	0	1.0	3	0	0	0	0	0	0	0	.000	
Pelfrey,M	1.06	1-0	2	2	0	0	0	17.0	58	9	2	2	0	0	2	14	.155	
Perez,O	6.75	0-0	1	0	0	0	0	2.2	9	4	2	2	1	1	1	1	.444	
Rodriguez,F	4.15	0-0	3	0	0	0	1	4.1	18	6	2	2	0	0	1	8	.333	
Santana,J	2.63	0-1	2	2	0	0	0	13.2	48	13	4	4	0	0	9	4	.271	
Takahashi,H	13.50	0-1	1	1	0	0	0	4.0	17	8	6	6	1	0	2	1	.471	
Valdes,R	216.00	0-1	2	0	0	0	0	0.1	6	5	8	8	1	1	3	0	.833	
TOTALS	4.79	3-3	6	6	1	1	1	56.1	207	54	30	30	3	3	20	37	0	.261

Padres vs. Mets

BATTER	AVG	G	AB	R	H	2B	3B	HR	RBI	SH	SF	HP	BB	SO	SB	CS	GI DP	E
Denorfia,C	.294	5	17	3	5	2	0	0	3	0	0	0	2	2	0	0	3	0
Durango,L	.600	2	5	2	3	0	0	0	2	0	0	0	1	0	0	0	0	0
Eckstein,D	.273	5	22	4	6	3	0	0	4	0	1	1	1	2	0	0	1	0
Garland,J	.000	1	1	1	0	0	0	0	0	0	0	0	0	0	0	0	0	0
Gonzalez,A	.417	6	24	5	10	2	0	1	6	0	0	0	3	3	0	0	0	0
Gwynn,Jr.,A	.333	5	12	3	4	1	0	0	0	0	0	0	2	2	1	0	0	0
Hairston,J	.125	6	24	2	3	0	0	1	5	0	1	1	2	6	0	0	1	1
Hairston,S	.067	4	15	0	1	0	0	0	0	0	0	0	2	2	0	0	0	0
Headley,C	.400	6	25	5	10	1	0	1	2	1	0	0	1	3	0	0	0	0
Hundley,N	.350	6	20	2	7	1	0	0	3	0	0	0	3	3	0	1	1	0
Salazar,O	.222	4	9	2	2	0	0	0	1	0	0	0	3	1	0	0	1	0
Stairs,M	.000	1	1	0	0	0	0	0	0	0	0	0	0	1	0	0	0	0
Torrealba,Y	.000	1	3	0	0	0	0	0	0	0	0	0	0	1	0	0	0	1
Venable,W	.083	5	12	1	1	0	0	0	2	0	0	1	0	3	0	0	0	0
Zawadzki,L	.250	6	8	0	2	1	0	0	1	0	0	0	0	2	0	0	1	0
PITCHERS	.000	6	9	0	0	0	0	0	0	3	0	0	0	6	0	0	0	1
TOTALS	.261	6	207	30	54	11	0	3	29	4	2	3	20	37	1	1	8	3

PITCHER	ERA	W-L	G	GS	CG	SHO	SV	IP	AB	H	R	ER	HR	HB	BB	SO	WP	OPP AVG
Adams,M	0.00	0-0	3	0	0	0	0	3.0	9	0	0	0	0	0	0	3	0	.000
Bell,H	0.00	0-0	2	0	0	0	1	2.0	6	0	0	0	0	0	0	2	0	.000
Correia,K	9.00	1-0	1	1	0	0	0	6.0	25	7	6	6	1	1	1	3	0	.280
Gallagher,S	0.00	0-0	1	0	0	0	0	1.0	4	1	0	0	0	0	1	0	0	.250
Garland,J	4.50	0-1	1	1	0	0	0	6.0	23	8	3	3	0	1	2	2	0	.348
Gregerson,L	0.00	0-0	3	0	0	0	0	3.0	10	1	0	0	0	0	0	6	0	.100
Latos,M	3.00	1-0	1	1	0	0	0	6.0	20	2	2	2	1	0	1	8	0	.100
LeBlanc,W	3.38	0-1	1	1	0	0	0	5.1	21	7	2	2	1	0	4	4	0	.333
Mujica,E	6.75	0-1	3	0	0	0	0	4.0	17	5	3	3	2	0	1	4	0	.294
Richard,C	1.38	0-0	2	2	0	0	0	13.0	50	11	2	2	1	0	5	11	0	.220
Thatcher,J	0.00	0-0	2	0	0	0	0	2.0	6	0	0	0	0	0	0	4	0	.000
Webb,R	0.00	1-0	4	0	0	0	0	4.2	14	1	0	0	0	0	1	4	0	.071
TOTALS	2.89	3-3	6	6	0	0	1	56.0	205	43	18	18	6	2	16	51	0	.210

Mets vs. San Francisco Giants

BATTER	AVG	G	AB	R	H	2B	3B	HR	RBI	SH	SF	HP	BB	SO	SB	CS	GI DP	E
Barajas,R	.133	4	15	2	2	0	0	2	3	0	0	0	0	2	0	0	0	1
Bay,J	.308	7	26	2	8	2	0	0	5	0	1	0	3	4	0	0	0	0
Beltran,C	.333	3	12	1	4	1	1	0	0	0	0	0	0	1	0	1	0	0
Blanco,H	.333	3	9	1	3	0	0	1	1	0	0	0	0	2	0	0	0	0
Carter,C	.500	4	4	0	2	0	0	0	0	0	0	0	0	1	0	0	0	0
Castillo,L	.286	3	7	0	2	0	0	0	0	0	0	0	2	0	1	0	0	1
Catalanott,F	.000	1	1	0	0	0	0	0	0	0	0	0	0	2	1	0	0	0
Corra,A	.077	5	13	0	1	0	0	0	0	0	0	0	2	1	0	0	0	0
Davis,I	.360	7	25	6	9	2	0	4	8	0	0	2	5	8	0	0	0	0
Francoeur,J	.048	6	21	1	1	0	0	0	1	0	0	0	9	0	0	0	0	0
Matthews,G	.000	2	1	0	0	0	0	0	0	0	0	0	0	1	0	0	0	0
Pagan,A	.154	7	26	2	4	1	1	0	3	1	0	0	2	5	1	0	1	0
Reyes,J	.333	3	12	4	4	0	0	0	0	0	0	0	2	2	4	0	0	0
Tatis,F	1.000	2	1	1	1	1	0	0	0	0	0	1	0	0	0	0	0	0
Tejada,R	.167	4	12	1	2	0	0	0	0	0	0	1	1	2	0	1	0	0
Thole,J	.500	2	4	1	2	0	0	0	0	0	0	0	1	0	0	0	1	0
Turner,D	.167	3	6	1	1	1	0	0	0	0	0	0	1	0	0	0	0	0
Wright,D	.160	7	25	1	4	0	0	1	3	0	2	0	4	11	1	2	0	0
PITCHERS	.154	7	13	0	2	0	0	0	0	2	0	0	1	4	0	0	0	1
TOTALS	.223	7	233	24	52	8	2	8	24	3	3	3	22	56	8	4	2	3

PITCHER	ERA	W-L	G	GS	CG	SHO	SV	IP	AB	H	R	ER	HR	HB	BB	SO	WP	OPP AVG
Dessens,E	9.00	0-0	2	0	0	0	0	1.0	6	4	1	1	0	0	1	0	0	.667
Dickey,R	1.29	0-1	1	0	0	0	0	7.0	25	5	1	1	0	0	1	3	1	.200
Feliciano,P	0.00	0-0	3	0	0	0	0	1.0	5	2	0	0	0	0	1	1	0	.400
Meljano,J	27.00	0-1	2	0	0	0	0	0.2	3	1	2	2	1	0	2	1	0	.333
Niese,J	1.29	0-1	1	1	0	0	0	7.0	24	6	1	1	0	0	3	4	0	.250
Nieve,F	0.00	0-0	4	0	0	0	0	2.2	5	1	0	0	0	1	0	2	0	.111
Parnell,R	0.00	0-0	2	0	0	0	0	1.2	5	1	0	0	0	0	0	0	0	.200
Pelfrey,M	3.68	0-1	1	1	0	0	0	7.1	29	8	3	3	0	1	7	2	1	.276
Perez,O	8.10	0-0	1	1	0	0	0	3.1	12	7	2	2	0	1	4	6	0	.167
Rodriguez,F	4.50	2-0	4	0	0	0	0	6.0	24	7	3	3	1	0	4	6	0	.292
Santana,J	2.87	0-0	2	2	0	0	0	15.2	58	16	5	5	0	0	1	11	0	.276
Takahashi,H	14.73	1-1	2	1	0	0	0	3.2	17	7	6	6	2	0	1	4	0	.412
Valdes,R	3.00	0-0	2	0	0	0	0	6.0	22	5	2	2	0	1	3	6	0	.227
TOTALS	3.86	3-4	7	7	0	0	0	63.0	239	65	28	27	4	3	24	44	2	.272

Giants vs. Mets

BATTER	AVG	G	AB	R	H	2B	3B	HR	RBI	SH	SF	HP	BB	SO	SB	CS	GI DP	E
Bowker,J	1.000	3	1	2	1	0	0	1	1	0	0	0	2	0	0	0	0	0
Burrell,P	.250	3	8	1	2	0	0	0	1	0	0	0	3	1	0	0	0	0
De Rosa,M	.100	2	10	0	1	0	0	0	1	0	0	0	1	0	0	0	0	0
Downs,M	.286	3	14	0	4	0	0	0	1	0	0	0	5	0	0	0	0	0
Huff,A	.385	7	26	2	10	0	0	0	2	0	1	0	2	3	1	0	0	0
Ishikawa,T	.167	4	6	0	1	0	0	0	2	0	0	0	0	1	0	0	1	0
Molina,B	.500	2	2	0	1	0	0	0	0	0	0	0	1	0	0	0	0	0
Posey,B	.375	4	16	3	6	2	0	1	3	0	1	0	0	2	0	0	2	0
Renteria,E	.250	3	8	1	2	2	0	0	0	0	0	0	1	1	0	0	0	0
Rohlinger,R	.500	1	2	0	1	0	0	0	1	0	0	0	1	0	0	0	0	0
Rowand,A	.286	6	21	4	6	1	0	1	4	0	0	0	2	2	0	0	2	0
Sanchez,F	.143	3	14	1	2	0	0	0	0	0	0	0	0	4	0	0	0	0
Sandoval,P	.269	7	26	2	7	3	0	0	5	0	1	0	2	5	0	0	1	0
Schierholt,N	.214	6	14	3	3	0	0	0	0	0	0	0	1	2	0	0	0	0
Torres,A	.250	6	20	2	5	2	0	1	3	0	0	0	3	4	1	0	0	0
Uribe,J	.273	7	22	3	6	1	0	0	3	0	0	2	5	4	0	0	2	1
Whiteside,E	.308	4	13	2	4	1	0	0	0	1	0	1	1	2	0	0	0	0
PITCHERS	.188	7	16	2	3	1	0	0	0	3	0	0	1	6	0	0	0	1
TOTALS	.272	7	239	28	65	13	0	4	27	4	3	3	24	44	2	0	8	1

PITCHER	ERA	W-L	G	GS	CG	SHO	SV	IP	AB	H	R	ER	HR	HB	BB	SO	WP	OPP AVG
Affeldt,J	0.00	0-0	3	0	0	0	0	3.1	11	3	0	0	0	0	2	0	0	.273
Bautista,D	0.00	0-0	2	0	0	0	0	1.1	4	0	0	0	0	1	1	2	0	.000
Cain,M	2.57	1-0	1	1	0	0	0	7.0	25	4	2	2	1	0	1	3	0	.160
Casilla,S	13.50	0-0	1	0	0	0	0	0.2	4	2	1	1	1	1	0	0	0	.500
Lincecum,T	1.20	1-0	2	2	1	1	0	15.0	54	13	2	2	0	0	3	13	0	.241
Medders,B	0.00	0-0	1	0	0	0	0	2.2	8	1	0	0	0	0	2	2	0	.125
Mota,G	4.50	0-1	2	0	0	0	0	2.0	7	1	1	1	1	0	0	2	0	.143
Roy,C	27.00	0-0	2	0	0	0	0	0.2	5	3	2	2	0	0	2	0	0	.600
Romo,S	18.00	1-1	2	0	0	0	0	1.0	5	2	2	1	0	0	2	0	0	.400
Runzler,D	81.00	0-0	1	0	0	0	0	0.1	2	1	3	3	0	0	2	1	0	.500
Sanchez,J	3.86	0-0	2	2	0	0	0	14.0	53	13	6	4	0	2	8	0	0	.245
Wellemyer,T	8.31	0-0	1	1	0	0	0	4.1	14	3	4	4	0	1	5	4	1	.214
Wilson,B	2.25	0-1	4	0	0	0	0	4.0	16	4	1	1	0	0	9	0	0	.250
Zito,B	0.00	1-0	1	1	0	0	0	8.0	25	2	0	0	0	2	10	0	0	.080
TOTALS	3.36	4-3	7	7	1	2	3	64.1	233	52	24	24	8	3	22	56	1	.223

MANAGER & COACHES
 PLAYER BIDS
 2010 FINAL STATS
 METS VS. OPPONENTS
 2010 RECAPS
 MINOR LEAGUES

Mets vs. St. Louis Cardinals

BATTER	AVG	G	AB	R	H	2B	3B	HR	RBI	SH	SF	HP	BB	SO	SB	CS	GI DP	E
Barajas,R	.167	3	12	0	2	0	0	0	0	0	0	0	0	2	0	0	0	1
Bay,J	.083	3	12	0	1	0	0	0	0	0	0	1	0	6	0	0	0	0
Beltran,C	.417	3	12	2	5	1	0	1	3	0	0	0	2	1	0	0	0	0
Blanco,H	.000	2	5	0	0	0	0	0	0	0	0	0	1	0	0	0	0	0
Carter,C	.000	1	1	0	0	0	0	0	0	0	0	0	0	0	0	0	0	0
Castillo,L	.273	4	22	2	6	0	0	0	0	1	0	0	2	2	0	0	1	0
Catalanott,F	.400	3	5	1	2	0	0	0	1	0	0	0	1	0	0	0	0	0
Cora,A	.000	4	7	0	0	0	0	0	0	0	0	1	1	0	0	0	0	0
Davis,I	.333	3	9	2	3	0	0	1	6	0	0	0	0	2	0	0	0	1
Francoeur,J	.115	6	26	4	3	0	0	1	4	0	1	0	3	3	0	0	1	0
Hessman,M	.250	3	8	1	2	1	0	0	2	0	0	2	1	1	0	0	0	0
Jacobs,M	.333	2	6	0	2	0	0	0	0	1	0	0	0	0	0	0	0	0
Maine,J	.000	1	0	0	0	0	0	0	0	0	0	0	0	0	0	0	0	0
Matthews,G	.250	3	8	2	2	1	0	0	0	0	0	0	0	6	0	0	0	0
Niese,J	.000	1	1	0	0	0	0	0	0	0	0	0	0	1	0	0	0	0
Pagan,A	.500	6	20	6	10	1	1	1	4	0	0	0	5	3	1	1	0	0
Reyes,J	.156	6	32	4	5	1	0	1	4	0	1	0	2	8	0	1	0	0
Tatis,F	.000	3	6	0	0	0	0	0	0	0	0	0	0	2	0	0	0	0
Thole,J	.125	3	8	0	1	0	0	0	0	0	0	0	4	0	0	0	0	0
Wright,D	.250	5	20	2	5	1	0	0	1	0	1	0	6	7	1	1	0	1
PITCHERS	.125	6	16	1	2	0	0	0	0	3	0	0	0	10	0	0	0	1
TOTALS	.216	6	236	27	51	6	1	5	25	5	3	4	28	57	2	3	2	4

PITCHER	ERA	W-L	G	GS	CG	SHO	SV	IP	AB	H	R	ER	HR	HB	BB	SO	WP	OPP AVG
Acosta,M	6.75	0-0	2	0	0	0	0	1.1	6	3	1	1	0	0	0	1	0	.500
Dessens,E	0.00	0-0	1	0	0	0	0	1.0	3	0	0	0	0	0	0	1	0	.000
Dickey,R	0.00	1-0	1	1	0	0	0	8.1	27	4	0	0	0	0	2	2	1	.148
Feliciano,P	2.70	0-1	3	0	0	0	0	3.1	10	2	1	1	0	1	3	1	0	.200
Igarashi,R	5.40	0-0	2	0	0	0	0	1.2	7	2	1	1	1	0	2	1	0	.286
Maine,J	5.40	0-0	1	1	0	0	0	5.0	20	6	3	3	1	1	4	4	0	.300
Mejia,J	0.00	0-0	2	0	0	0	0	3.0	12	4	0	0	0	0	1	3	0	.333
Niese,J	1.50	1-0	1	1	0	0	0	6.0	26	7	1	1	0	0	2	1	0	.269
Nieve,F	7.71	0-1	2	0	0	0	0	2.1	8	1	2	2	0	1	3	3	0	.125
Parnell,R	0.00	0-0	1	0	0	0	0	1.0	3	1	0	0	0	0	1	0	0	.333
Pelfrey,M	0.00	0-0	1	0	0	0	1	1.0	4	1	0	0	0	0	1	0	0	.250
Perez,O	1.42	0-0	1	1	0	0	0	6.1	21	4	1	1	0	0	3	4	0	.190
Rodriguez,F	1.93	1-0	4	0	0	0	1	4.2	16	3	7	7	1	0	2	5	0	.188
Santana,J	4.97	0-0	2	2	0	0	0	12.2	54	17	7	7	1	0	2	11	0	.315
Stoner,T	3.86	0-1	1	0	0	0	0	2.1	10	3	1	1	0	0	1	0	0	.300
Takahashi,H	0.00	0-0	2	0	0	0	0	3.0	9	1	0	0	0	0	2	6	0	.111
Valdes,R	2.25	0-0	4	0	0	0	0	4.0	11	2	1	1	1	0	0	1	0	.182
TOTALS	2.69	3-3	6	6	0	1	2	67.0	247	61	20	20	4	3	29	44	1	.247

Cardinals vs. Mets

BATTER	AVG	G	AB	R	H	2B	3B	HR	RBI	SH	SF	HP	BB	SO	SB	CS	GI DP	E
Anderson,B	.000	1	1	0	0	0	0	0	0	0	0	0	0	0	0	0	0	0
Craig,A	.000	2	7	0	0	0	0	0	0	0	0	0	2	3	0	1	0	0
Freese,D	.500	3	8	1	4	1	0	0	0	1	0	1	1	1	0	0	0	0
Greene,T	.000	3	2	0	0	0	0	0	0	0	0	0	2	1	0	0	0	1
Holliday,M	.273	6	22	3	6	2	0	1	3	0	0	0	3	4	0	0	2	0
Jay,J	.357	3	14	2	5	1	0	0	0	0	0	0	2	1	0	0	0	0
LaRue,J	.500	2	2	0	1	0	0	0	0	0	0	0	0	0	0	0	0	0
Lohse,K	.000	1	1	0	0	0	0	0	0	0	0	0	0	0	0	0	0	0
Lopez,F	.259	6	27	2	7	1	0	1	5	0	0	0	3	6	0	0	2	0
Ludwick,R	.333	6	21	3	7	1	0	1	3	0	0	0	5	6	0	1	0	0
Mather,J	.250	2	8	0	2	1	0	0	0	1	0	0	0	0	0	0	0	0
Miles,A	.200	2	5	0	1	0	0	0	0	0	0	0	0	0	0	0	1	0
Molina,Y	.214	6	28	1	6	0	0	0	1	0	0	0	1	5	0	0	0	0
Pujols,A	.167	6	30	1	5	1	0	0	1	0	0	0	4	3	0	0	1	0
Rasmus,B	.308	5	13	2	4	1	0	1	3	0	0	0	1	3	0	0	0	0
Ryan,C	.333	5	18	1	6	0	0	0	0	1	0	0	2	2	0	0	0	1
Schumaker,J	.200	5	20	2	4	1	0	0	1	0	0	2	2	6	0	0	2	0
Stavinoha,N	1.000	1	1	0	1	0	0	0	0	0	0	0	0	0	0	0	0	0
Wainwright,A	.000	1	0	0	0	0	0	0	0	0	0	0	0	0	0	0	0	0
Winn,R	.000	3	3	0	0	0	0	0	0	0	0	0	0	0	0	0	1	0
PITCHERS	.125	6	16	2	2	1	0	0	2	1	0	0	1	3	0	0	0	1
TOTALS	.247	6	247	20	61	11	0	4	19	4	0	3	29	44	0	2	9	3

PITCHER	ERA	W-L	G	GS	CG	SHO	SV	IP	AB	H	R	ER	HR	HB	BB	SO	WP	OPP AVG
Boggs,M	13.50	0-0	2	0	0	0	0	2.2	11	3	4	4	1	1	1	3	0	.273
Carpenter,C	0.00	1-0	1	1	0	0	0	7.0	23	4	1	0	0	0	3	10	0	.174
Franklin,R	6.00	0-0	3	0	0	0	2	3.0	12	4	2	2	0	0	0	1	0	.333
Garcia,J	2.08	0-0	2	2	0	0	0	13.0	43	7	3	3	1	0	5	9	0	.163
Hawsworth,B	4.00	0-1	3	1	0	0	0	9.0	36	11	4	4	1	0	4	8	0	.306
Lopez,F	0.00	0-0	1	0	0	0	0	1.0	3	1	0	0	0	0	1	0	0	.333
MacDougal,M	0.00	1-0	2	0	0	0	0	2.0	6	0	0	0	0	1	2	0	0	.000
Mather,J	9.00	0-1	1	0	0	0	0	2.0	5	2	2	2	0	1	3	0	0	.400
McClellan,K	0.00	0-0	2	0	0	0	0	3.1	12	2	0	0	0	0	1	3	0	.167
Miller,T	0.00	0-0	3	0	0	0	0	4.0	11	1	0	0	0	0	0	3	0	.091
Motte,J	0.00	0-0	2	0	0	0	0	1.2	7	2	0	0	0	0	0	2	0	.286
Reyes,D	0.00	0-0	4	0	0	0	0	2.1	9	1	0	0	0	0	1	1	0	.111
Salas,N	9.00	0-0	1	0	0	0	0	2.0	9	3	2	2	1	0	2	2	0	.333
Wainwright,A	5.14	1-1	2	2	1	0	0	14.0	49	10	9	8	1	1	5	15	1	.204
TOTALS	3.36	3-3	6	6	1	0	2	67.0	236	51	27	25	5	4	28	57	1	.216

MANAGER & COACHES

PLAYER BIOS

2010 FINAL STATS

METS VS. OPPONENTS

2010 RECAPS

MINOR LEAGUES

Mets vs. Washington Nationals

MANAGER & COACHES

PLAYER BIOS

2010 FINAL STATS

METS VS. OPPONENTS

2010 RECAPS

MINOR LEAGUES

BATTER	AVG	G	AB	R	H	2B	3B	HR	RBI	SH	SF	HP	BB	SO	SB	CS	GI DP	E
Arias,J	.143	4	7	0	1	0	0	0	0	0	0	0	0	1	0	0	0	1
Barajas,R	.294	11	34	7	10	3	0	3	6	0	0	0	2	3	0	0	0	0
Bay,J	.304	12	46	9	14	1	1	0	6	0	0	0	6	15	1	0	0	0
Beltran,C	.333	6	10	2	3	0	0	0	1	0	1	0	1	1	0	0	0	0
Blanco,H	.273	5	11	2	3	1	0	0	1	0	1	0	0	2	0	0	0	0
Carter,C	.286	11	14	3	4	2	0	1	3	0	0	0	0	2	0	0	0	0
Castillo,L	.235	7	17	0	4	0	0	0	1	0	0	0	1	2	0	0	0	1
Catalanott,F	.000	4	4	0	0	0	0	0	0	0	0	0	0	1	0	0	0	0
Cora,A	.268	12	41	6	11	0	2	0	6	2	1	0	3	3	1	0	1	0
Davis,I	.259	15	58	11	15	2	0	0	3	9	0	0	8	13	0	0	1	0
Duda,L	.158	6	19	2	3	0	0	1	1	0	0	0	1	5	0	0	1	0
Evans,N	.250	3	4	0	1	0	0	1	0	0	0	0	0	2	0	0	0	0
Feliciano,J	.200	8	20	2	4	1	0	0	1	1	1	0	1	1	0	0	0	0
Francœur,J	.311	12	45	4	14	2	1	0	9	0	2	0	4	11	2	0	1	0
Hernandez,L	.250	3	12	1	3	1	0	0	1	0	0	0	0	1	0	0	0	0
Hessman,M	.000	4	10	0	0	0	0	0	0	0	0	0	1	5	0	0	0	1
Jacobs,M	.167	2	6	1	1	0	0	0	1	2	0	0	0	1	0	0	0	0
Matthews,G	.182	7	11	0	2	0	0	0	0	0	0	0	1	4	0	0	0	0
Nickeas,M	.000	2	2	0	0	0	0	0	0	0	0	0	0	2	0	0	0	0
Pagan,A	.257	18	70	11	18	3	0	2	6	0	1	0	6	14	3	0	1	1
Reyes,J	.184	9	38	1	7	2	0	0	2	0	0	1	3	5	0	0	0	2
Tatis,F	.364	7	11	2	4	0	0	0	1	1	0	0	1	2	0	0	0	0
Tejada,R	.147	11	34	5	2	0	0	0	1	3	1	3	5	9	0	0	0	1
Thole,J	.421	6	19	2	8	2	0	1	5	0	0	0	6	2	0	0	1	0
Wright,D	.309	16	55	11	17	5	0	1	10	0	2	0	10	14	3	1	2	1
PITCHERS	.294	18	34	1	10	2	0	0	4	6	0	0	0	11	0	0	1	2
TOTALS	.256	18	628	80	161	30	4	16	79	13	10	4	61	131	10	2	12	6

PITCHER	ERA	W-L	G	GS	CG	SHO	SV	IP	AB	H	R	ER	HR	HB	BB	SO	WP	OPP AVG
Acosta,M	0.00	0-0	5	0	0	0	0	6.2	22	3	0	0	0	0	3	7	1	.136
Dessen,E	6.75	0-0	4	0	0	0	0	2.2	11	4	2	2	0	1	3	2	0	.364
Dickey,R	1.80	1-0	4	3	0	0	0	20.0	72	16	6	4	1	1	7	8	1	.222
Feliciano,P	5.40	0-1	10	0	0	0	0	6.2	30	10	4	4	1	1	5	7	1	.333
Gee,D	1.29	1-0	1	1	0	0	0	7.0	22	2	1	1	1	0	3	4	0	.091
Green,S	0.00	0-0	3	0	0	0	0	2.0	6	1	0	0	0	0	1	1	0	.167
Igarashi,R	8.53	1-0	7	0	0	0	0	6.1	22	6	6	1	0	4	6	3	.273	
Maine,J	3.00	0-1	2	2	0	0	0	6.0	23	7	2	2	2	0	5	5	.304	
Mejia,J	5.06	0-0	4	0	0	0	0	5.1	18	3	3	3	0	0	3	1	.167	
Misch,P	1.00	0-0	3	1	0	0	0	9.0	29	3	1	1	1	0	10	0	.103	
Niese,J	5.56	1-0	2	2	0	0	0	11.1	44	12	7	7	2	0	5	11	.273	
Nieve,F	7.71	0-0	3	0	0	0	0	2.1	7	2	2	2	0	0	4	1	.286	
Parnell,R	3.00	0-0	5	0	0	0	0	3.0	14	5	1	1	0	0	1	2	.357	
Pelfrey,M	5.24	1-1	4	4	0	0	0	22.1	87	20	13	13	2	0	12	15	.230	
Peréz,O	6.48	0-2	4	1	0	0	0	8.1	32	7	6	6	0	1	8	10	.219	
Rodriguez,F	9.00	0-2	7	0	0	0	0	5.2	24	8	6	6	1	1	4	3	.333	
Santana,J	4.50	0-1	2	2	0	0	0	12.0	43	11	6	6	1	0	5	10	.256	
Takahashi,H	1.88	2-0	9	1	0	0	0	2.1	52	10	3	3	1	0	4	16	.192	
Valdes,R	3.86	2-1	6	1	0	0	0	14.0	55	15	6	6	1	2	7	13	.273	
TOTALS	3.98	9-9	18	18	0	0	5	165.0	613	145	75	73	14	8	85	134	10	.237

Nationals vs. Mets

BATTER	AVG	G	AB	R	H	2B	3B	HR	RBI	SH	SF	HP	BB	SO	SB	CS	GI DP	E
Bernadina,R	.206	13	34	8	7	1	0	2	6	0	1	0	5	7	1	0	0	1
Desmond,I	.213	18	61	3	13	1	0	0	5	0	0	0	7	12	0	0	1	6
Dunn,A	.234	18	64	10	15	6	0	1	5	0	0	0	12	22	0	0	0	1
Espinosa,D	.208	6	24	2	5	1	0	2	6	0	0	0	3	5	0	0	0	1
Gonzalez,A	.238	15	21	0	5	1	0	0	1	0	0	0	1	4	0	0	0	1
Guzman,C	.361	10	36	9	13	1	1	0	2	0	0	0	3	6	0	0	0	0
Harris,W	.174	16	23	4	4	0	0	1	4	0	0	0	1	6	5	0	0	0
Kennedy,A	.219	14	32	4	7	1	1	1	3	0	1	4	4	2	0	0	0	0
Martin,J	.000	1	1	0	0	0	0	0	0	0	0	0	0	0	0	0	0	0
Maxwell,J	.111	5	9	0	1	1	0	0	1	0	0	0	3	5	0	0	0	2
Mench,K	.250	5	4	1	1	0	0	0	0	0	0	0	1	0	0	0	0	0
Morgan,N	.197	18	71	5	14	2	1	0	2	0	0	1	8	13	3	1	0	0
Morse,M	.148	13	27	6	4	0	0	0	2	3	0	0	1	4	6	0	0	0
Nieves,W	.176	7	17	3	2	0	0	1	2	0	0	0	2	2	0	0	0	0
Ramos,W	.385	4	13	1	5	3	0	1	3	0	0	0	1	2	0	0	0	0
Rodriguez,I	.350	12	40	4	14	4	1	0	8	0	1	0	4	5	1	0	3	1
Taveras,W	.308	6	13	2	4	0	1	0	4	0	0	0	2	2	0	0	0	0
Willingham,J	.342	12	38	6	13	4	0	2	8	0	0	0	11	11	0	0	0	0
Zimmerman,R	.204	14	54	8	11	0	0	2	10	0	1	1	7	11	0	0	0	3
PITCHERS	.194	18	31	0	6	0	0	0	3	6	0	0	0	1	11	0	1	3
TOTALS	.237	18	613	75	145	29	6	14	75	8	4	8	85	133	7	1	8	19

PITCHER	ERA	W-L	G	GS	CG	SHO	SV	IP	AB	H	R	ER	HR	HB	BB	SO	WP	OPP AVG
Arlano,L	7.43	1-2	3	3	0	0	0	13.1	56	18	12	11	0	1	7	10	0	.321
Balesar,C	4.50	0-0	3	0	0	0	0	2.0	15	3	2	2	1	0	1	5	0	.200
Battista,M	3.38	0-1	7	0	0	0	0	10.2	37	8	4	4	2	1	5	11	0	.216
Bergmann,J	9.00	0-0	2	0	0	0	0	1.0	4	1	1	1	0	0	0	2	0	.250
Brunez,B	27.00	0-0	3	0	0	0	0	1.1	9	4	5	4	1	0	1	1	1	.444
Burnett,S	0.00	0-0	8	0	0	0	0	7.1	30	6	0	0	0	0	2	6	0	.200
Capps,M	1.50	2-0	6	0	0	0	0	4.0	20	3	1	1	1	0	2	5	0	.150
Clippard,T	10.38	1-3	8	0	0	0	0	8.2	37	12	10	10	2	0	2	17	0	.324
Detwiler,R	0.00	0-0	1	0	0	0	0	2.0	6	1	0	0	0	0	0	2	0	.167
English,J	---	0-0	1	0	0	0	0	0.0	1	1	1	1	0	0	0	0	0	1.000
Hernandez,L	1.89	1-1	5	5	0	0	0	33.1	118	28	7	7	1	1	9	15	0	.237
Lannan,J	5.40	1-0	1	1	0	0	0	5.0	21	6	3	3	0	1	3	2	0	.286
Maya,Y	5.40	0-1	2	2	0	0	0	10.0	38	11	6	6	2	0	3	7	1	.289
Mock,G	5.40	0-0	1	1	0	0	0	3.1	14	4	2	2	0	0	3	0	0	.286
Olsen,S	1.93	1-0	2	1	0	0	0	9.1	34	9	2	2	2	0	0	3	5	.265
Peralta,J	0.00	1-0	5	0	0	0	0	7.2	29	5	0	0	0	0	1	8	0	.172
Slaten,D	1.59	0-0	7	0	0	0	0	5.2	20	4	1	1	0	0	3	3	0	.200
Stammen,C	11.88	0-1	2	2	0	0	0	8.1	37	14	11	11	1	0	7	5	0	.378
Storen,D	0.00	1-0	5	0	0	0	0	7.0	23	2	0	0	0	0	0	8	0	.087
Strasburg,S	3.60	0-0	1	1	0	0	0	5.0	19	4	2	2	0	0	3	5	0	.211
Walker,T	8.44</																	

M *Mets vs. Baltimore Orioles* **M**

MANAGER & COACHES

PLAYER BIOS

2010 FINAL STATS

METS VS. OPPONENTS

2010 RECAPS

MINOR LEAGUES

BATTER	AVG	G	AB	R	H	2B	3B	HR	RBI	SH	SF	HP	BB	SO	SB	CS	GI DP	E
Barajas,R	.143	2	7	0	1	0	0	0	0	0	0	0	0	1	0	0	0	0
Bay,J	.364	3	11	5	4	1	0	1	1	0	0	0	2	1	0	0	0	0
Blanco,H	.200	1	5	1	1	0	0	0	0	0	0	0	0	1	0	0	1	0
Carter,C	.333	2	6	2	2	0	0	2	6	0	0	1	0	1	0	0	0	0
Cora,A	.750	1	4	0	3	0	0	0	2	0	1	0	0	0	0	0	0	0
Davis,I	.154	3	13	2	2	0	0	0	0	0	0	0	0	3	1	0	0	0
Feliciano,J	.400	1	5	0	2	0	0	0	0	0	0	0	0	0	0	0	0	0
Francoeur,J	.286	2	7	1	2	0	0	1	1	0	0	0	0	1	0	0	0	0
Pagan,A	.214	3	14	3	3	1	0	0	1	0	0	0	0	1	0	0	0	0
Reyes,J	.462	3	13	2	6	1	0	1	1	1	0	0	0	2	1	0	0	1
Tatis,F	.000	2	5	0	0	0	0	0	0	0	0	0	0	2	0	0	0	0
Tejada,R	.143	2	7	1	1	0	0	0	0	0	0	0	0	2	0	0	0	0
Wright,D	.462	3	13	2	6	2	0	2	7	0	0	0	0	1	0	1	0	0
PITCHERS	.000	3	0	0	0	0	0	0	0	0	0	0	0	0	0	0	0	0
TOTALS	.300	3	110	19	33	5	0	7	19	1	1	1	2	16	2	1	1	1

PITCHER	ERA	W-L	G	GS	CG	SHO	SV	IP	AB	H	R	ER	HR	HB	BB	SO	WP	OPP AVG
Dickey,R	1.29	1-0	1	1	0	0	0	7.0	28	7	1	1	0	0	1	8	1	.250
Feliciano,P	0.00	0-0	2	0	0	0	0	2.0	9	4	0	0	0	0	0	2	0	.444
Igarashi,R	0.00	0-0	1	0	0	0	0	1.0	3	0	0	0	0	0	0	0	0	.000
Mejia,J	9.00	0-0	1	0	0	0	0	1.0	5	2	1	1	0	0	0	0	1	.400
Pelfrey,M	4.50	1-0	1	1	0	0	0	6.0	23	9	3	3	0	0	3	1	0	.391
Rodriguez,F	0.00	0-0	2	0	0	0	1	2.0	6	1	0	0	0	1	0	3	0	.167
Takahashi,H	1.29	1-0	1	1	0	0	0	7.0	25	6	1	1	0	0	1	2	0	.240
Valdes,R	0.00	0-0	1	0	0	0	0	1.0	4	0	0	0	0	0	0	0	0	.000
TOTALS	2.00	3-0	3	3	0	0	1	27.0	103	29	6	6	0	1	5	16	2	.282

M *Orioles vs. Mets* **M**

BATTER	AVG	G	AB	R	H	2B	3B	HR	RBI	SH	SF	HP	BB	SO	SB	CS	GI DP	E
Iturris,C	.143	2	7	0	1	0	0	0	0	0	0	0	0	1	0	0	0	0
Jones,A	.455	3	11	0	5	0	0	0	2	0	0	1	0	2	0	0	0	0
Lugo,J	.286	2	7	0	2	0	0	0	0	0	0	0	0	0	0	0	1	0
Markakis,N	.364	3	11	0	4	3	0	0	1	0	0	0	1	2	0	0	0	0
Montanez,L	.000	1	1	0	0	0	0	0	0	0	0	0	0	0	0	0	0	0
Moore,S	.429	2	7	1	3	0	0	0	0	0	0	0	1	2	1	0	0	0
Patterson,C	.417	3	12	2	5	2	0	0	0	2	0	0	0	3	2	0	0	0
Scott,L	.250	3	12	1	3	2	0	0	1	0	1	0	0	2	0	0	0	0
Tatum,C	.000	1	2	0	0	0	0	0	0	0	0	0	1	0	0	0	1	0
Tejada,M	.250	3	12	1	3	0	0	0	1	0	1	0	1	2	0	0	0	0
Wieters,M	.111	3	9	1	1	0	0	0	0	0	0	0	0	1	0	0	1	0
Wigginton,T	.167	3	12	0	2	0	0	0	0	0	0	0	1	1	0	0	1	1
PITCHERS	.000	3	0	0	0	0	0	0	0	0	0	0	0	0	0	0	0	2
TOTALS	.282	3	103	6	29	7	0	0	5	2	2	1	5	16	3	0	4	3

PITCHER	ERA	W-L	G	GS	CG	SHO	SV	IP	AB	H	R	ER	HR	HB	BB	SO	WP	OPP AVG
Albers,M	0.00	0-0	1	0	0	0	0	1.0	5	2	0	0	0	0	0	1	0	.400
Bergesen,B	2.70	0-0	2	0	0	0	0	3.1	14	4	1	1	0	1	0	0	0	.286
Berken,J	0.00	0-0	1	0	0	0	0	1.0	3	0	0	0	0	0	0	1	0	.000
Guthrie,J	5.14	0-1	1	1	0	0	0	7.0	27	7	4	4	1	0	1	5	0	.259
Hendrickson,M	20.25	0-0	1	0	0	0	0	1.1	7	4	3	3	1	0	0	1	0	.571
Matusz,B	3.38	0-1	1	1	0	0	0	8.0	28	5	3	3	2	0	0	4	0	.179
Millwood,K	13.50	0-1	1	1	0	0	0	5.1	26	11	8	8	3	0	1	4	0	.423
TOTALS	6.33	0-3	3	3	0	0	0	27.0	110	33	19	19	7	1	2	16	0	.300



Mets vs. Cleveland Indians



BATTER	AVG	G	AB	R	H	2B	3B	HR	RBI	SH	SF	HP	BB	SO	SB	CS	DP	E	GI
Barajas,R	.250	2	8	1	2	0	0	0	0	0	0	0	0	0	0	0	0	0	0
Bay,J	.250	2	8	0	2	1	0	0	2	0	0	0	0	2	0	0	0	0	0
Blanco,H	.250	1	4	0	1	0	0	0	1	0	0	0	0	2	0	0	0	0	0
Carter,C	.231	3	13	1	3	1	0	0	0	0	0	0	0	0	0	0	0	0	0
Cora,A	.500	1	4	1	2	0	0	0	0	0	0	0	0	1	0	0	0	0	0
Davis,I	.429	3	14	3	6	2	0	1	5	0	0	0	1	3	0	0	1	0	0
Feliciano,J	.250	2	4	1	1	0	0	0	0	0	0	0	1	0	0	0	0	0	0
Francoeur,J	.333	3	12	2	4	1	0	0	2	0	1	0	0	1	0	1	0	0	0
Pagan,A	.429	3	14	3	6	1	0	0	3	0	0	0	1	1	2	0	0	0	1
Reyes,J	.357	3	14	5	5	1	1	0	1	0	0	0	1	0	1	0	0	0	0
Tejada,R	.500	2	6	2	3	0	0	0	0	2	0	0	0	1	0	0	0	0	1
Wright,D	.333	3	15	2	5	1	0	0	6	0	0	0	0	4	0	0	0	0	0
PITCHERS	.000	3	0	0	0	0	0	0	0	0	0	0	0	0	0	0	0	0	0
TOTALS	.345	3	116	21	40	8	1	1	20	2	1	0	4	15	3	1	1	2	0

PITCHER	ERA	W-L	G	GS	CG	SHO	SV	IP	AB	H	R	ER	HR	HB	BB	SO	WP	OPP AVG
Dessens,E	0.00	0-0	2	0	0	0	0	3.0	8	1	0	0	0	0	1	1	0	.125
Dickey,R	3.00	1-0	1	1	0	0	0	6.0	26	7	3	2	0	0	2	7	0	.269
Feliciano,P	4.50	0-0	2	0	0	0	0	2.0	7	2	1	1	0	0	1	1	0	.286
Mejia,J	---	0-0	1	0	0	0	0	0.0	0	0	1	1	0	0	2	0	0	.000
Niese,J	3.86	1-0	1	1	0	0	0	7.0	27	8	3	3	1	0	2	3	0	.296
Rodriguez,F	9.00	0-0	2	0	0	0	2	2.0	9	3	2	2	1	0	0	4	0	.333
Santana,J	5.14	1-0	1	1	0	0	0	7.0	27	7	4	4	1	0	2	1	0	.259
TOTALS	4.33	3-0	3	3	0	0	2	27.0	104	28	14	13	3	0	10	17	0	.269

Indians vs. Mets

BATTER	AVG	G	AB	R	H	2B	3B	HR	RBI	SH	SF	HP	BB	SO	SB	CS	DP	E	GI
Brayan,R	.143	2	7	2	1	0	0	0	0	0	0	0	1	2	0	0	0	0	1
Choo,S	.231	3	13	2	3	0	0	0	0	0	0	0	1	1	1	0	0	0	0
Crowe,T	.333	2	6	0	2	1	0	0	2	0	0	0	0	1	0	0	0	0	0
Donald,J	.273	3	11	1	3	1	0	0	1	0	0	0	0	3	0	0	0	0	2
Duncan,S	.500	3	8	2	4	0	0	0	2	4	0	0	0	1	0	0	0	1	0
Hafner,T	.364	3	11	2	4	0	0	1	3	0	0	0	2	3	0	0	0	0	0
Hernandez,A	.200	1	5	0	1	0	0	0	0	0	0	0	0	1	0	0	0	0	0
Kearns,A	.182	3	11	0	2	0	0	0	0	0	0	0	1	1	0	0	3	0	0
Marte,A	.000	1	4	0	0	0	0	0	0	0	0	0	0	0	0	0	0	0	0
Peralta,J	.400	3	10	3	4	0	0	0	2	0	1	0	1	2	0	0	0	0	0
Santana,C	.273	3	11	2	3	2	0	0	1	0	0	0	2	2	0	0	0	0	0
Valbuena,L	.143	2	7	0	1	0	0	0	0	0	0	0	1	1	0	0	0	0	0
PITCHERS	.000	3	0	0	0	0	0	0	0	0	0	0	0	0	0	0	0	0	1
TOTALS	.269	3	104	14	28	4	0	3	13	0	1	0	10	17	1	0	4	4	0

PITCHER	ERA	W-L	G	GS	CG	SHO	SV	IP	AB	H	R	ER	HR	HB	BB	SO	WP	OPP AVG
Ambriz,H	0.00	0-0	1	0	0	0	0	2.0	7	1	0	0	0	0	0	0	0	.143
Herrmann,F	0.00	0-0	1	0	0	0	0	1.1	4	0	0	0	0	0	0	1	0	.000
Lewis,J	0.00	0-0	1	0	0	0	0	1.0	4	1	0	0	0	0	0	0	0	.250
Masterson,J	7.71	0-1	1	1	0	0	0	7.0	31	10	7	6	1	0	2	2	0	.323
Perez,C	9.00	0-0	1	0	0	0	0	1.0	5	2	1	1	0	0	0	1	0	.400
Perez,R	0.00	0-0	1	0	0	0	0	1.0	4	1	0	0	0	0	0	2	0	.250
Talbot,M	12.71	0-1	1	1	0	0	0	5.2	28	13	8	8	0	0	0	3	0	.464
Westbrook,J	6.43	0-1	1	1	0	0	0	7.0	29	11	5	5	0	0	2	5	0	.379
Wood,K	0.00	0-0	1	0	0	0	0	1.0	4	1	0	0	0	0	0	1	1	.250
TOTALS	6.67	0-3	3	3	0	0	0	27.0	116	40	21	20	1	0	4	15	1	.345

MANAGER & COACHES
 PLAYER BIOS
 2010 FINAL STATS
 METS VS. OPPONENTS
 2010 RECAPS
 MINOR LEAGUES



Mets vs. Detroit Tigers



BATTER	AVG	G	AB	R	H	2B	3B	HR	RBI	SH	SF	HP	BB	SO	SB	CS	GI DP	E
Barajas,R	.000	1	2	0	0	0	0	0	0	0	0	1	2	0	0	0	0	0
Bay,J	.250	3	8	1	2	1	0	0	3	0	1	0	4	0	1	0	0	0
Blanco,H	.250	2	8	0	2	0	0	0	0	0	0	0	0	1	0	0	0	0
Carter,C	.333	1	3	0	1	0	0	0	1	0	0	0	0	0	0	0	0	0
Cora,A	.000	1	1	0	0	0	0	0	0	0	0	0	0	0	0	0	0	0
Davis,I	.357	3	14	1	5	1	0	0	6	0	0	0	2	0	0	0	2	0
Feliciano,J	.500	2	6	2	3	1	0	0	1	0	0	0	0	0	0	0	0	0
Francoeur,J	.100	3	10	1	1	0	0	0	1	0	0	1	0	2	1	0	0	0
Pagan,A	.500	2	8	3	4	1	1	0	4	0	0	0	1	1	0	0	0	0
Reyes,J	.538	3	13	7	7	0	1	1	2	0	0	0	2	1	2	0	0	0
Tatis,F	.000	2	2	0	0	0	0	0	0	0	0	0	0	1	0	0	0	0
Tejada,R	.273	3	11	4	3	0	0	0	1	0	0	1	1	0	0	0	0	0
Wright,D	.545	3	11	4	6	3	0	0	4	0	1	0	3	3	0	0	0	0
PITCHERS	.000	3	6	1	0	0	0	0	0	1	0	0	1	2	0	0	0	0
TOTALS	.330	3	103	24	34	7	2	1	23	1	2	3	14	13	4	0	2	0

PITCHER	ERA	W-L	G	GS	CG	SHO	SV	IP	AB	H	R	ER	HR	HB	BB	SO	WP	OPP AVG
Dessens,E	0.00	0-0	1	0	0	0	0	2.0	6	1	0	0	0	0	1	1	0	.167
Dickey,R	0.00	1-0	1	1	0	0	0	8.0	26	4	0	0	0	0	2	4	0	.154
Feliciano,P	0.00	0-0	1	0	0	0	0	0.2	2	1	0	0	0	0	1	0	0	.500
Igarashi,R	0.00	0-0	2	0	0	0	0	2.0	6	0	0	0	0	0	1	2	0	.000
Niese,J	11.57	0-0	1	1	0	0	0	4.2	20	7	6	6	1	2	3	4	0	.350
Nieve,F	0.00	1-0	2	0	0	0	0	2.2	9	2	0	0	0	0	1	4	0	.222
Parnell,R	0.00	0-0	2	0	0	0	0	2.0	7	1	0	0	0	0	1	5	0	.143
Rodriguez,F	0.00	0-0	1	0	0	0	0	1.0	4	1	0	0	0	0	0	1	0	.250
Takahashi,H	13.50	0-1	1	1	0	0	0	4.0	18	8	6	6	2	0	4	4	0	.444
TOTALS	4.00	2-1	3	3	0	1	0	27.0	98	25	12	12	3	2	14	25	0	.255

Tigers vs. Mets

BATTER	AVG	G	AB	R	H	2B	3B	HR	RBI	SH	SF	HP	BB	SO	SB	CS	GI DP	E
Avila,A	.333	2	3	0	1	0	0	0	0	0	0	0	1	0	0	0	0	0
Boesch,B	.500	3	10	2	5	1	0	1	3	0	0	0	3	0	0	0	0	0
Cabrera,M	.333	3	12	2	4	1	0	0	1	0	1	0	1	2	0	0	0	0
Damon,J	.250	1	4	0	1	0	0	0	0	0	0	0	0	0	1	0	0	0
Guillen,C	.111	3	9	0	1	0	0	0	0	0	0	0	0	2	0	0	2	0
Inge,B	.375	3	8	0	3	1	0	0	1	0	0	0	4	3	0	0	0	0
Jackson,A	.125	2	8	2	1	1	0	0	1	0	0	1	1	4	1	1	0	0
Kelly,D	.000	2	1	0	0	0	0	0	0	0	0	0	0	0	0	0	0	0
Laird,G	.111	2	9	1	1	0	0	0	1	0	0	0	0	3	0	0	1	0
Ordonez,M	.231	3	13	2	3	0	0	1	2	0	0	0	1	3	0	0	1	0
Raburn,R	.600	3	5	3	3	0	0	1	1	0	0	1	1	1	1	0	0	0
Santiago,R	.000	2	3	0	0	0	0	0	1	0	0	1	2	0	0	0	0	0
Worth,D	.286	2	7	0	2	1	0	0	2	0	0	0	1	0	0	0	0	0
PITCHERS	.000	3	6	0	0	0	0	0	0	0	0	0	5	0	0	0	0	0
TOTALS	.255	3	98	12	25	5	0	3	12	1	1	2	14	25	3	1	4	0

PITCHER	ERA	W-L	G	GS	CG	SHO	SV	IP	AB	H	R	ER	HR	HB	BB	SO	WP	OPP AVG
Bonderman,J	6.00	0-1	1	1	0	0	0	6.0	25	7	4	4	1	0	1	3	0	.280
Bonine,E	27.00	0-0	1	0	0	0	0	0.1	3	2	1	1	0	1	0	1	1	.667
Coke,P	0.00	0-0	2	0	0	0	0	1.0	4	2	0	0	0	0	0	1	0	.500
Galarraga,A	6.00	1-0	1	1	0	0	0	6.0	21	5	4	4	0	0	3	1	0	.238
Gonzalez,E	0.00	0-0	2	0	0	0	0	2.0	6	1	0	0	0	0	1	0	0	.167
Ni,F	9.00	0-0	1	0	0	0	0	3.0	13	4	3	3	0	0	0	2	1	.308
Sborz,J	67.50	0-0	1	0	0	0	0	0.2	5	3	5	5	0	2	0	1	0	.600
Thomas,B	6.75	0-0	1	0	0	0	0	1.1	6	3	1	1	0	0	4	1	0	.500
Valverde,J	0.00	0-0	1	0	0	0	1	1.0	3	0	0	0	0	0	0	1	0	.000
Verlander,J	22.50	0-1	1	1	0	0	0	2.0	10	5	5	5	0	0	3	2	0	.500
Zumaya,J	5.40	0-0	2	0	0	0	0	1.2	7	2	1	1	0	0	2	0	1	.286
TOTALS	8.64	1-2	3	3	0	0	1	25.0	103	34	24	24	1	3	14	13	3	.330



Mets vs. Minnesota Twins



BATTER	AVG	G	AB	R	H	2B	3B	HR	RBI	SH	SF	HP	BB	SO	SB	CS	GI	DP	E
Barajas,R	.333	2	6	0	2	0	0	0	1	0	0	1	0	2	0	0	0	0	0
Bay,J	.200	3	10	1	2	1	1	0	1	0	0	0	0	2	0	0	0	0	0
Blanco,H	.000	1	0	0	0	0	0	0	0	0	0	0	0	0	0	0	0	0	0
Carter,C	.000	2	2	0	0	0	0	0	0	0	0	0	0	1	0	0	0	0	0
Cora,A	.000	1	3	0	0	0	0	0	0	0	0	0	0	0	0	0	0	0	0
Davis,I	.300	3	10	3	3	0	0	1	1	0	0	0	1	2	0	0	0	0	0
Feliciano,J	.273	3	11	1	3	1	0	0	2	0	0	0	0	0	0	0	0	0	0
Francoeur,J	.500	3	10	1	5	1	0	1	2	0	0	0	0	0	0	0	0	0	0
Reyes,J	.167	3	12	1	2	0	0	0	1	0	1	0	0	0	0	0	0	0	0
Tatis,F	.000	2	2	0	0	0	0	0	0	0	0	0	0	1	0	0	0	0	0
Tejada,R	.286	2	7	1	2	1	0	0	0	0	0	0	0	1	0	0	0	0	0
Thole,J	.000	1	3	0	0	0	0	0	0	0	0	0	0	0	0	0	0	0	0
Wright,D	.455	3	11	3	5	1	0	2	4	0	0	0	1	3	1	1	0	0	0
PITCHERS	.000	3	4	0	0	0	0	0	0	1	0	0	1	2	0	0	0	0	0
TOTALS	.264	3	91	11	24	5	1	4	10	3	1	1	3	14	1	1	0	0	0

PITCHER	ERA	W-L	G	GS	CG	SHO	SV	IP	AB	H	R	ER	HR	HB	BB	SO	WP	OPP	AVG
Dessens,E	0.00	0-0	2	0	0	0	0	2.0	8	2	0	0	0	0	2	0	0	.250	
Feliciano,P	0.00	0-0	2	0	0	0	0	2.0	6	0	0	0	0	0	0	3	0	.000	
Igarashi,R	0.00	0-0	1	0	0	0	0	1.0	2	0	0	0	0	0	1	1	0	.000	
Niese,J	0.00	1-0	1	1	0	0	0	6.0	21	4	0	0	0	0	3	5	0	.190	
Nieve,F	9.00	0-0	1	0	0	0	0	1.0	5	2	1	1	1	0	0	1	0	.400	
Parnell,R	0.00	0-0	2	0	0	0	0	2.0	7	1	0	0	0	0	0	2	0	.143	
Pelfrey,M	3.00	1-0	1	1	0	0	0	6.0	22	6	2	2	1	0	0	2	0	.273	
Rodriguez,F	0.00	0-0	1	0	0	0	1	1.0	5	2	0	0	0	0	0	1	0	.400	
Santana,J	7.50	0-1	1	1	0	0	0	6.0	23	8	5	5	0	0	2	4	0	.348	
TOTALS	2.67	2-1	3	3	0	1	1	27.0	99	25	8	8	2	0	6	21	0	.253	



Twins vs. Mets



BATTER	AVG	G	AB	R	H	2B	3B	HR	RBI	SH	SF	HP	BB	SO	SB	CS	GI	DP	E
Cuddyer,M	.100	3	10	1	1	0	0	0	0	0	0	0	2	2	0	0	0	0	0
Hudson,O	.364	3	11	1	4	1	0	0	0	0	0	0	1	1	0	0	1	0	0
Kubel,J	.333	3	9	2	3	1	0	1	2	0	0	0	0	2	0	0	0	0	0
Mauer,J	.182	3	11	1	2	0	0	0	1	0	0	0	1	1	0	0	0	0	0
Morneau,J	.250	2	8	0	2	0	0	0	0	0	0	0	0	2	0	0	1	0	0
Punto,N	.364	3	11	2	4	1	0	0	0	0	0	0	0	2	0	0	0	0	0
Repko,J	.250	1	4	0	1	0	0	0	0	0	0	0	0	1	0	0	0	0	0
Span,D	.333	3	12	1	4	1	0	1	3	0	0	0	1	1	1	0	1	1	1
Thome,J	.000	1	1	0	0	0	0	0	0	0	0	0	0	1	0	0	0	0	0
Tolbert,M	.000	2	1	0	0	0	0	0	0	0	0	0	0	1	0	0	0	0	0
Valencia,D	.333	1	3	0	1	0	0	0	0	0	0	0	1	0	0	0	0	0	0
Young,D	.083	3	12	0	1	1	0	0	2	0	0	0	0	4	0	0	1	0	0
PITCHERS	.333	3	6	0	2	0	0	0	0	2	0	0	0	3	0	0	0	0	1
TOTALS	.253	3	99	8	25	5	0	2	8	2	0	0	6	21	1	0	4	2	2

PITCHER	ERA	W-L	G	GS	CG	SHO	SV	IP	AB	H	R	ER	HR	HB	BB	SO	WP	OPP	AVG
Baker,T	12.46	0-1	1	1	0	0	0	4.1	23	11	6	6	3	0	0	6	0	.478	
Burnett,A	0.00	0-0	1	0	0	0	0	0.1	3	2	0	0	0	0	1	0	0	.667	
Crain,J	0.00	0-0	1	0	0	0	0	1.1	4	1	0	0	0	0	1	1	0	.250	
Guerrier,M	0.00	0-0	1	0	0	0	0	1.0	3	0	0	0	0	0	0	1	0	.000	
Mahay,R	0.00	0-0	2	0	0	0	0	2.0	6	1	0	0	0	0	0	0	0	.167	
Mijares,J	0.00	0-0	1	0	0	0	0	1.0	3	0	0	0	0	0	0	0	0	.000	
Pavano,C	0.00	1-0	1	1	1	1	0	9.0	28	3	0	0	0	1	1	4	0	.107	
Slowey,K	7.50	0-1	1	1	0	0	0	6.0	21	6	5	5	1	0	0	2	0	.286	
TOTALS	3.96	1-2	3	3	1	1	0	25.0	91	24	11	11	4	1	3	14	0	.264	

MANAGER & COACHES
 PLAYER BIOS
 2010 FINAL STATS
 METS VS. OPPONENTS
 2010 RECAPS
 MINOR LEAGUES

Mets vs. New York Yankees

MANAGER & COACHES

PLAYER BIOS

2010 FINAL STATS

METS VS. OPPONENTS

2010 RECAPS

MINOR LEAGUES

BATTER	AVG	G	AB	R	H	2B	3B	HR	RBI	SH	SF	HP	BB	SO	SB	CS	GI DP	E
Barajas,R	.059	6	17	1	1	1	0	0	0	0	0	0	1	5	0	0	1	0
Bay,J	.444	6	18	6	8	2	0	2	3	0	0	1	4	1	2	0	1	0
Blanco,H	.000	1	1	1	0	0	0	0	0	0	0	0	1	0	0	0	0	0
Carter,C	.000	3	8	0	0	0	0	0	0	0	0	0	0	1	0	0	1	0
Castillo,L	.000	2	3	0	0	0	0	0	0	0	0	0	1	0	0	0	0	0
Cora,A	.400	4	10	1	4	0	0	0	3	0	0	0	2	1	1	1	1	0
Davis,I	.238	6	21	2	5	1	0	0	2	0	0	0	3	8	0	0	0	0
Feliciano,J	.000	1	1	0	0	0	0	0	0	0	0	0	0	0	0	0	0	0
Francoeur,J	.100	6	20	1	2	1	0	0	0	0	0	0	1	4	0	0	0	0
Matthews,G	.000	2	2	0	0	0	0	0	0	0	0	0	0	2	0	0	0	0
Pagan,A	.429	6	21	1	9	4	0	0	4	0	0	0	3	2	0	2	2	0
Reyes,J	.296	6	27	4	8	1	0	2	4	0	0	0	0	1	0	0	1	0
Tatis,F	.200	3	5	0	1	0	0	0	0	0	0	0	0	2	0	0	1	0
Tejada,R	.333	2	6	1	2	1	0	0	0	0	0	0	1	1	0	0	0	1
Wright,D	.208	6	24	1	5	2	0	0	3	0	0	0	1	9	1	0	2	0
PITCHERS	.000	6	6	0	0	0	0	0	0	0	0	0	4	0	0	0	0	0
TOTALS	.237	6	190	19	45	13	0	4	19	0	0	1	18	41	4	3	7	2

PITCHER	ERA	W-L	G	GS	CG	SHO	SV	IP	AB	H	R	ER	HR	HB	BB	SO	WP	OPP AVG
Acosta,M	0.00	0-0	1	0	0	0	0	1.0	3	1	0	0	0	0	0	0	0	.333
Dessens,E	13.50	0-1	2	0	0	0	0	0.2	5	3	2	1	0	0	0	0	0	.600
Feliciano,P	5.40	0-0	4	0	0	0	0	3.1	13	3	2	2	0	1	0	4	0	.231
Igarashi,R	20.25	0-0	2	0	0	0	0	1.1	7	3	3	3	0	0	2	1	0	.429
Mejia,J	0.00	0-0	2	0	0	0	0	2.0	7	1	0	0	0	0	1	2	0	.143
Nieve,F	0.00	0-0	3	0	0	0	0	1.1	5	1	0	0	0	0	2	1	0	.200
Pelfrey,M	4.15	1-1	2	2	0	0	0	13.0	50	13	6	6	2	0	5	7	0	.260
Perez,O	0.00	0-0	1	0	0	0	0	0.1	1	0	0	0	0	0	1	0	0	.000
Rodriguez,F	0.00	0-0	3	0	0	0	3	3.0	13	4	0	0	0	0	1	4	0	.308
Santana,J	3.29	1-1	2	2	0	0	0	13.2	53	14	5	5	1	1	4	8	0	.264
Takahashi,H	0.00	1-0	2	2	0	0	0	12.0	43	9	0	0	0	0	3	8	0	.209
Valdes,R	0.00	0-0	1	0	0	0	0	0.1	3	2	0	0	0	0	0	0	0	.667
TOTALS	2.94	3	6	6	0	1	3	52.0	203	54	18	17	3	2	19	35	0	.266

Yankees vs. Mets

BATTER	AVG	G	AB	R	H	2B	3B	HR	RBI	SH	SF	HP	BB	SO	SB	CS	GI DP	E
Cano,R	.273	6	22	2	6	2	0	0	0	0	0	1	2	2	0	0	0	0
Cervelli,F	.368	5	19	1	7	1	1	0	2	0	0	0	1	4	0	0	1	1
Gardner,B	.130	6	23	3	3	0	0	0	1	0	0	0	2	5	0	0	1	0
Granderson,C	.333	3	9	1	3	0	0	1	2	0	0	0	1	2	0	0	0	0
Huffman,C	.000	1	2	0	0	0	0	0	0	0	0	0	0	1	0	0	0	0
Jeter,D	.304	5	23	1	7	2	0	0	2	0	0	0	1	3	0	0	0	0
Miranda,J	.333	3	3	1	1	0	0	0	1	0	0	0	0	1	0	0	0	1
Pena,R	.250	3	4	0	1	0	0	0	0	0	0	0	0	0	0	0	0	0
Posada,J	.300	3	10	1	3	1	0	0	0	0	0	0	2	2	0	0	0	0
Rodriguez,A	.174	6	23	0	4	1	0	0	0	0	0	0	3	5	0	0	0	0
Russo,K	.273	4	11	1	3	1	0	0	3	0	0	0	1	1	0	0	0	1
Swisher,N	.348	6	23	5	8	1	0	0	0	0	0	1	2	2	0	0	0	0
Teixeira,M	.208	6	24	2	5	0	0	2	6	0	0	0	2	6	0	0	2	0
Thames,M	.000	2	0	0	0	0	0	0	0	0	0	0	1	0	0	0	0	0
Winn,R	.667	2	3	0	2	0	0	0	0	0	0	0	1	0	0	0	0	0
PITCHERS	.250	6	4	0	1	0	0	0	0	3	0	0	0	1	0	0	0	0
TOTALS	.266	6	203	18	54	9	1	3	17	3	0	2	19	35	0	0	5	2

PITCHER	ERA	W-L	G	GS	CG	SHO	SV	IP	AB	H	R	ER	HR	HB	BB	SO	WP	OPP AVG
Chamberlain,J	0.00	0-0	2	0	0	0	0	2.2	9	1	0	0	0	0	0	4	0	.111
Hughes,P	4.97	1-1	2	2	0	0	0	12.2	47	13	7	7	2	0	6	11	1	.277
Logan,B	3.38	0-0	2	0	0	0	0	2.2	10	4	1	1	0	0	2	1	0	.400
Marte,D	---	0-0	1	0	0	0	0	0.0	1	0	0	0	0	0	0	0	0	.000
Mitre,S	0.00	0-0	2	0	0	0	0	3.0	9	1	0	0	0	0	1	0	0	.111
Park,C	16.20	0-0	2	0	0	0	0	1.2	10	5	3	3	0	0	1	0	0	.500
Rivera,M	3.00	0-0	3	0	0	0	2	3.0	11	2	1	1	0	0	0	1	0	.182
Robertson,D	0.00	0-0	1	0	0	0	0	0.1	2	1	0	0	0	0	0	0	0	.500
Sabathia,C	3.46	1-1	2	2	0	0	0	13.0	51	14	6	5	2	0	4	12	0	.275
Vazquez,J	0.69	1-1	2	2	0	0	0	13.0	40	4	1	1	0	0	5	10	1	.100
TOTALS	3.12	3-3	6	6	0	1	2	52.0	190	45	19	18	4	1	18	41	2	.237



Mets During Interleague Play



INTERLEAGUE PLAY

New York completed its 14th season of Interleague play...The Mets are 118-111 during Interleague play since its inception in 1997...The Mets went 13-5 against the American League in 2010.

YEAR-BY-YEAR INTERLEAGUE

The following is the Mets yearly record since Interleague play began in 1997.

1997:	7-8	2004:	10-8
1998:	9-7	2005:	5-10
1999:	12-6	2006:	6-9
2000:	9-9	2007:	8-7
2001:	10-8	2008:	9-6
2002:	10-8	2009:	5-10
2003:	5-10	2010:	13-5

METS VS. AMERICAN LEAGUE

TEAM	HOME	ROAD	TOTALS
	W-L	W-L	W-L
Baltimore	5-3	11-6	16-9
Boston	5-4	5-7	10-11
Chicago	0-0	1-2	1-2
Cleveland	2-1	5-1	7-2
Detroit	5-1	1-5	6-6
Kansas City	2-1	1-2	3-3
Los Angeles	1-2	4-2	5-4
Minnesota	5-4	0-3	5-7
Yankees	18-21	15-24	33-45
Oakland	3-0	1-2	4-2
Seattle	2-4	0-3	2-7
Tampa Bay	5-4	3-3	8-7
Texas	2-1	2-1	4-2
Toronto	9-0	5-4	14-4
TOTALS:	64-46	54-65	118-111

2010 INTERLEAGUE NOTES

The Mets went 13-5 against the American League, setting a franchise record for wins in a single season...New York won 12 games vs. the AL in 1999...The Mets were 5-1 in series against the AL...The Mets are 118-111 during Interleague action since its inception in 1997...David Wright led the majors with 24 RBI and tied Hanley Ramirez's single-season National League record for Interleague RBI...Jose Reyes led the majors with 19 runs scored during Interleague play.



Mets vs. Yankees Notes



METS VS. YANKEES YEAR-BY-YEAR

2010		2003	
@ Yankees	1-2	@ Yankees	0-3
@ Mets	2-1	@ Mets	0-3
2009		2002	
@ Yankees	1-2	@ Yankees	1-2
@ Mets	0-3	@ Mets	2-1
2008		2001	
@ Yankees	3-0	@ Yankees	1-2
@ Mets	1-2	@ Mets	1-2
2007		2000	
@ Yankees	1-2	@ Yankees	1-2
@ Mets	2-1	@ Mets	1-2
2006		1999	
@ Yankees	1-2	@ Yankees	1-2
@ Mets	2-1	@ Mets	2-1
2005		1998	
@ Yankees	2-1	@ Mets	1-2
@ Mets	1-2		
2004		1997	
@ Yankees	1-2	@ Yankees	1-2
@ Mets	3-0		

INTERLEAGUE PLAY

METS VS. YANKEES: The Mets have played the Yankees 187 times with the Yankees holding a 108-78 advantage with one tie in the series...The Mets have faced the Yankees in 78 regular season games with the Yankees holding a 45-33 lead...Below is the breakdown of the history between the two clubs.

OVERALL SERIES RECORD: 78-108-1

Regular Season: 33-45
 World Series: 1-4
 Spring Training: 33-45
 Mayor's Trophy: 8-10-1
 Mayor's Challenge: 2-2
 Big Apple Series: 1-2

MANAGER & COACHES
PLAYER BIOS
2010 FINAL STATS
METS VS. OPPONENTS
2010 RECAPS
MINOR LEAGUES



2010 RECAPS

2010 NEW YORK *Mets* YEAR IN REVIEW



2010 Game-by-Game Recaps



MANAGER & COACHES

PLAYER BIOS

2010 FINAL STATS

METS VS. OPPONENTS

2010 RECAPS

MINOR LEAGUES

Monday, April 5 Mets-7, Marlins-1

	1	2	3	4	5	6	7	8	9	R	H	E
Marlins	0	0	0	0	0	1	0	0	0	1	6	3
METS	2	0	0	0	0	4	1	0	X	7	9	1

WP-Santana (1-0)

LP-Johnson (0-1)

S-None

E-Hensley, Meyer, Sanchez, Wright. DP-New York-0; Florida-1.
 LOB-New York-7; Florida-7. 2B-Barajas, Matthews, Francoeur, Cantu,
 Sanchez. 3B-Bay. HR-Wright (1). SB-Ramirez (1), Coghlan (1),
 Pagan (1), Castillo (1). S-Johnson. SF-Francoeur. Time-3:10.
 Attendance-41,245.

HP-Wally Bell; 1B-Laz Diaz; 2B-Jeff Nelson; 3B-James Hoyer

David Wright hit a two-run home run, Johan Santana won his third straight Opening Day start and the Mets began 2010 with a 7-1 win over Florida...The win was the Mets' fifth straight in season openers, the longest current stretch in the majors and improved the club's Opening Day winning percentage to a MLB-best .653 (32-17)...Wright got the Mets on the board in the first inning, driving a Josh Johnson pitch out to rightfield and that was all the support Santana needed...The lefthander allowed four hits and one run in 6.0 innings...Jason Bay, Rod Barajas and Gary Matthews, Jr. each had two hits in their Mets' debuts.

Thursday, April 8 Marlins-3, Mets-1

	1	2	3	4	5	6	7	8	9	R	H	E
Marlins	1	0	0	1	1	0	0	0	0	3	9	0
METS	0	0	0	1	0	0	0	0	0	1	7	0

WP-Robertson (1-0)

LP-Niese (0-1)

S-Nunez (1)

E-None. DP-New York-1; Florida-0. LOB-New York-7; Florida-9.
 2B-Francoeur, Cantu-2, Paulino, Sanchez. 3B-None. HR-None.
 SB-None. S-Arroyo. Time-2:48. Attendance-25,982.

HP-Jeff Nelson; 1B-James Hoyer; 2B-Wally Bell; 3B-Laz Diaz

Nate Robertson pitched 5.0 effective innings and the Marlins took two of three from Mets in the team's season-opening series with a 3-1 in the rubber game...Robertson stymied the Mets, who got their only run on an RBI double by Jeff Francoeur...The Mets got 6.0 strong innings from Jonathon Niese, who allowed three runs and eight hits...He struck out three before giving way to Ryota Igarashi, who made his major league debut with a scoreless seventh inning...Angel Pagan had two hits out of the leadoff spot for the Mets.

Saturday, April 10 Nationals-4, Mets-3

	1	2	3	4	5	6	7	8	9	R	H	E
Nationals	0	2	0	2	0	0	0	0	0	4	5	2
METS	0	2	0	0	1	0	0	0	0	3	8	2

WP-Lannan (1-0)

LP-Perez (0-1)

S-Capps (2)

E-Reyes, J., Wright, Desmond, Dunn. DP-New York-3;
 Washington-1. LOB-New York-12; Nationals-6. 2B-Francoeur.
 3B-Taveras. HR-None. SB-None. S-Tatis, Cora. SF-Blanco.
 Time-3:13. Attendance-33,044.

HP-Derryl Cousins; 1B-Jim Joyce; 2B-Marvin Hudson; 3B-Jim Wolf

Willie Harris ruined Jose Reyes' season debut with a sensational catch to end the game, as the Nationals beat the Mets, 4-3...The Mets activated their All-Star shortstop from the 15-Day Disabled List before the game and inserted him in his customary leadoff spot, where he went 1-4 with a single...Matt Capps then walked two to load the bases and with two outs, Rod Barajas lined a shot to left...Harris dove and snagged the ball just before it landed for a game-tying hit...Oliver Perez took the loss, allowing four runs and four walks in 5.2 innings.

Wednesday, April 7 Marlins-7, Mets-6

	1	2	3	4	5	6	7	8	9	10	R	H	E
Marlins	1	2	0	0	1	1	1	0	0	1	7	17	1
METS	1	0	0	0	0	0	2	3	0	0	6	6	0

WP-Nunez (1-0)

LP-Takahashi (0-1)

S-Wood (1)

E-Uggl. DP-New York-0; Florida-0. LOB-New York-9;
 Florida-13. 2B-Bay, Maybin, Sanchez. 3B-Cora. HR-Cantu (1),
 Ramirez (1), Uggl. (1). SB-Wright (1). S-Nolasco, Coghlan.
 SF-Castillo, Barajas. Time-4:12. Attendance-38,863.

HP-Laz Diaz; 1B-Jeff Nelson; 2B-James Hoyer; 3B-Wally Bell

Ronny Paulino singled home Wes Helms in the 10th inning as the Mets wasted a late five-run rally to lose their first game of the season, 7-6...Down 6-1 in the seventh inning, the Mets drew six walks, two with the bases loaded, and scored five runs off three Marlins relievers to force extra innings...Leo Nunez balked home the tying run in the eighth inning...But Paulino's single off Hisanori Takahashi, making his major league debut, scored Helms, who slid home headfirst to just avoid the tag of catcher Rod Barajas...Jentry Mejia made his major league debut, allowing one run in the sixth inning.

Friday, April 9 Mets-8, Nationals-2

	1	2	3	4	5	6	7	8	9	R	H	E
Nationals	0	2	0	0	0	0	0	0	0	2	4	0
METS	0	1	0	1	0	1	3	2	X	8	12	0

WP-Pelfrey (1-0)

LP-Batista (0-1)

S-None

E-None. DP-New York-0; Washington-1. LOB-New York-9;
 Washington-7. 2B-Wright, Willingham. 3B-Desmond.
 HR-Barajas-2 (2), Francoeur-2 (2). SB-None. S-None. SF-None.
 Time-3:06. Attendance-28,055.

HP-Jim Wolf; 1B-Derryl Cousins; 2B-Jim Joyce; 3B-Marvin Hudson

Rod Barajas and Jeff Francoeur became the first Mets teammates to hit two home runs out at Citi Field in the same game and Mike Pelfrey pitched effectively for 6.0 innings in the Mets' 8-2 win over Washington...Barajas and Francoeur both lined shots through strong winds out to leftfield...Ruben Tejada got his first career hit in the eighth, singling off of Tyler Walker...Fernando Nieve became the first Mets pitcher to appear in the first four games of a season when he tossed a scoreless eighth inning.

Sunday, April 11 Nationals-5, Mets-2

	1	2	3	4	5	6	7	8	9	R	H	E
Nationals	4	0	1	0	0	0	0	0	0	5	7	1
METS	0	0	0	0	0	0	0	2	0	2	7	0

WP-Hernandez (1-0)

LP-Santana (1-1)

S-Capps (3)

E-Gonzalez. DP-New York-1; Washington-1. LOB-New York-8;
 Washington-7. 2B-Santana, Reyes, Willingham. 3B-Francoeur,
 Morgan. HR-Jacobs (1), Willingham (1). SB-Wright (2).
 S-Hernandez. SF-None. Time-2:53. Attendance-33,672.

HP-Jim Joyce; 1B-Marvin Hudson; 2B-Jim Wolf; 3B-Derryl Cousins

Johan Santana allowed a grand slam to Josh Willingham in the first inning that needed a replay review and the Nationals beat the Mets, 5-2...The loss snapped Santana's five-game winning streak against the Nationals and dropped the Mets to 0-2 in their first two series of the season...Livan Hernandez pitched 7.0 scoreless innings, limiting the Mets to five hits...Mike Jacobs hit a two-run home run in the eighth for the Mets, whose bullpen stretched its scoreless streak to 13.1 innings with 4.0 shutout frames by Raul Valdes, Ryota Igarashi and Francisco Rodriguez.

Tuesday, April 13		Rockies-11, Mets-3										
	1	2	3	4	5	6	7	8	9	R	H	E
METS	0	0	0	0	0	1	1	1	0	3	9	1
Rockies	2	0	6	0	0	0	3	0	X	11	10	0

WP-Smith (1-1)
LP-Maine (0-1)
S-None

E-Maine. DP-Colorado-1; New York-0. LOB-Colorado-9; New York-7. 2B-Tatis, Hawpe, Smith, G., Smith, S., Olivo. 3B-None.
HR-Wright (2), Smith, S. (1). SB-Stewart (1). S-Smith, G. SF-Barajas. Time-3:03. Attendance-25,110.

HP-Ron Kulpa; 1B-Lance Barksdale; 2B-Dana DeMuth; 3B-Tom Hallion

John Maine equaled his career-high allowing eight runs as the Rockies beat the Mets, 11-3...Maine lasted just 3.0 innings, surrendering seven hits and three walks, including a three-run home run to Seth Smith...David Wright finished 2-2, walked twice and hit his second home run of the season for the Mets, who also got two hits from Jose Reyes...Greg Smith earned the win, striking out eight over 7.0 innings...Jason Bay and Rod Barajas drove in the other Mets runs.

Wednesday, April 14		Rockies-6, Mets-5											
	1	2	3	4	5	6	7	8	9	10	R	H	E
METS	0	1	2	0	0	0	0	1	1	0	5	8	1
Rockies	0	1	3	1	0	0	0	0	0	1	6	12	3

WP-Flores (1-0)
LP-Mejia (0-1)
S-None

E-Helton, Stewart, Iannetta, Jacobs. DP-Colorado-1; New York-1. LOB-Colorado-10; New York-9. 2B-Jacobs, Barnes, Helton, Cook-2. HR-Francoeur (3), Wright (3), Spilborghs (1), Iannetta (2). SB-Matthews (1), Bay (1), Reyes (1). S-None. SF-Castillo. Time-3:33. Attendance-26,310.

HP-Lance Barksdale; 1B-Dana DeMuth; 2B-Tom Hallion; 3B-Ron Kulpa

Chris Iannetta hit a walk-off home run off Jenrry Mejia in the 10th, spoiling a late Mets rally in Colorado's 6-5 win at Coors Field...Trailing 5-3 in the eighth, the Mets cut the lead to one on Rod Barajas' two-out RBI single...Luis Castillo then scored Gary Matthews, Jr. with a sacrifice fly in the ninth to force extra innings...David Wright and Jeff Francoeur each hit solo home runs to help the Mets build an early 3-1 lead...Jonathon Niese started and allowed five runs over 5.0 innings.

Thursday, April 15		Mets-5, Rockies-0										
	1	2	3	4	5	6	7	8	9	R	H	E
METS	1	0	1	2	1	0	0	0	0	5	8	0
Rockies	0	0	0	0	0	1	0	0	0	0	5	1

WP-Pelfrey (2-0)
LP-De La Rosa (1-1)
S-None

E-Stewart. DP-Colorado-1; New York-1. LOB-Colorado-5; New York-7. 2B-Castillo, Reyes. SB-Wright, D (3). S-De La Rosa. SF-None. Time-2:40. Attendance-26,195.

HP-Dana DeMuth; 1B-Tom Hallion; 2B-Ron Kulpa; 3B-Lance Barksdale

Mike Pelfrey threw 7.0 shutout innings and added a run-scoring single to help the Mets to a 5-0 win over Colorado and the team's first ever shutout at Coors Field...Pelfrey struck out six and walked none to lower his ERA to 1.38...He also added to the Mets' 3-0 lead in the fourth with a two-out RBI single...Pedro Feliciano and Francisco Rodriguez tossed hitless innings to close out the Mets' first shutout of the season and the team's first ever at Coors Field in 62 games at the ballpark...Jason Bay put the Mets ahead 1-0 in the first with a run-scoring single and Luis Castillo went 2-5 with two runs scored.

Friday, April 16		Cardinals-4, Mets-3										
	1	2	3	4	5	6	7	8	9	R	H	E
METS	0	1	0	0	0	0	0	0	2	3	9	0
Cardinals	0	0	0	0	0	0	4	0	X	4	6	1

WP-Carpenter (2-0)
LP-Nieve (0-1)
S-Franklin (4)

E-Ryan. DP-St. Louis-1; New York-1. LOB-St. Louis-6; New York-8. 2B-Wright, Matthews, Lopez, Freese. 3B-None. HR-Lopez, F (1). S-Mather. SF-None. Time-2:53. Attendance-40,101.

HP-Kevin Danley; 1B-CB Bucknor 2B-Doug Eddings; 3B-Dana DeMuth

Felipe Lopez hit a grand slam off Raul Valdes to spoil Oliver Perez's start as the Cardinals beat the Mets, 4-3...Perez allowed one run over 6.1 strong innings, striking out four and walking three...He left in the seventh with a runner on second and a 1-0 lead...But Fernando Nieve loaded the bases before Valdes relieved and served up Lopez's drive to left...The Mets threatened in the ninth, drawing to 4-3 on a run-scoring single by Frank Catalanotto, but Ryan Franklin got Luis Castillo to ground out to end the game.

Saturday, April 17		Mets-2, Cardinals-1																						
	1	2	3	4	5	6	7	8	9	10	11	12	13	14	15	16	17	18	19	20	R	H	E	
METS	0	0	0	0	0	0	0	0	0	0	0	0	0	0	0	0	0	0	1	1	2	9	1	
Cardinals	0	0	0	0	0	0	0	0	0	0	0	0	0	0	0	0	0	0	0	1	0	1	15	0

WP-Rodriguez (1-0)
LP-Mather (0-1)
S-Pelfrey (1)

E-Barajas. DP-St. Louis-0; New York-4. LOB-St. Louis-22; New York-13. 2B-Schumaker, Mather, Pujols. 3B-None. HR-None. SB-Wright (4). S-Santana, Jacobs, Castillo, Freese, Ryan. SF-Francoeur, Reyes. Time-6:53. Attendance-43,709.

HP-CB Bucknor; 1B-Doug Eddings; 2B-Dana DeMuth; 3B-Kevin Danley

Jose Reyes hit a sacrifice fly in the 20th inning and the Mets outlasted the Cardinals, 2-1, in the fourth longest game in club history...The six hour, 53-minute marathon was scoreless through 18 innings and saw 19 different players take the mound, including two position players...It finally ended when Mike Pelfrey earned his first career save by getting Ryan Ludwick to ground out to second base...The Mets took a 1-0 lead in the 19th on Jeff Francoeur's sacrifice fly, but Francisco Rodriguez blew the save in the bottom half...The next inning, Reyes scored Angel Pagan, who had doubled off Felipe Lopez, with a sac fly to center...Pagan finished 3-6, while the rest of the team went 6-55.

Sunday, April 18		Cardinals-5, Mets-3										
	1	2	3	4	5	6	7	8	9	R	H	E
METS	0	3	0	0	0	0	0	0	0	3	4	0
Cardinals	0	0	0	0	3	0	0	2	X	5	10	1

WP-Wainwright (3-0)
LP-Stoner (0-1)
S-None

E-Wainwright. DP-St. Louis-1; New York-0. LOB-St. Louis-10; New York-3. 2B-Ludwick, Holliday, Wainwright. 3B-None. HR-Rasmus (3), Ludwick (1). S-Maine. SF-None. Time-2:43. Attendance-40,007.

HP-Doug Eddings; 1B-Dana DeMuth; 2B-Kerwin Danley; 3B-CB Bucknor

Ryota Igarashi allowed a tie-breaking, two-run home run to Ryan Ludwick in the eighth inning and the Cardinals beat the Mets, 5-3, handing the Mets their fourth consecutive series loss...Starter John Maine labored through 5.0 innings, allowing three runs and throwing 115 pitches but left the game with the score tied at 3-3...The Mets bullpen held the Cardinals scoreless until Ludwick drove Igarashi's pitch out to leftfield...Adam Wainwright threw a four-hitter and struck out nine to pick up the win...The Mets hadn't opened a season with four consecutive series losses since 1997.

Monday, April 19 Mets-6, Cubs-1

	1	2	3	4	5	6	7	8	9	R	H	E
Cubs	0	0	0	0	0	1	0	0	0	1	9	1
METS	0	0	0	0	1	0	5	0	X	6	9	1

WP-Nieve (1-1)
LP-Russell (0-1)
S-None

E-Ramirez, Cora. DP-New York-2; Chicago-1. LOB-New York-7; Chicago-12. 2B-Bay, Soriano. HR-Pagan (1). SB-Wright (5). S-None. SF-None. Time-3:02. Attendance-27,940.

HP-Jeff Nelson; 1B-Todd Tichenor; 2B-Jeff Kellogg; 3B-Mark Carlson

Ike Davis had two hits and an RBI in his major league debut, Angel Pagan broke a 1-1 tie with a two-run home run in the seventh inning and the Mets beat the Cubs, 6-1...Davis singled in his first major league at-bat and added his first RBI in the seventh with another single...With one out and Jose Reyes on first base, Pagan sent James Russell's pitch into the seats in leftfield...The Mets added two more runs on Jason Bay's double and Davis' single...Fernando Nieve threw 1.1 innings for the win, while starter Jonathon Niese set a career-high with seven strikeouts.

Tuesday, April 20 Mets-4, Cubs-0

	1	2	3	4	5	6	7	8	9	R	H	E
Cubs	0	0	0	0	0	0	0	0	0	0	3	0
METS	0	2	0	0	0	0	0	2	X	4	9	1

WP-Pelfrey (3-0)
LP-Zambrano (1-2)
S-None

E-Igarashi. DP-New York-1; Chicago-1. LOB-New York-10; Chicago-7. 2B-Soriano. 3B-Reyes. HR-Tatis (1). SB-Reyes (2). S-Pagan. SF-None. Time-2:40. Attendance-27,502.

HP-Todd Tichenor; 1B-Jeff Kellogg; 2B-Mark Carlson; 3B-Jeff Nelson

Mike Pelfrey extended his scoreless streak to a career-best 19.0 innings, Jose Reyes finished with four hits and the Mets won their second straight over the Cubs, 4-0...Pelfrey went 7.0 innings and struck out six in winning his third decision of the season...Reyes had three singles, a triple and two RBI as the Mets notched their second shutout of the season...Fernando Tatis added a pinch-hit, two-run home run in the eighth inning to cap the scoring, while Luis Castillo extended his hitting streak to seven games with a 2-4 effort.

Wednesday, April 21 Cubs-9, Mets-3

	1	2	3	4	5	6	7	8	9	R	H	E
Cubs	0	0	1	1	1	0	3	0	3	9	14	0
METS	0	1	0	0	0	0	0	2	0	3	6	1

WP-Silva (2-0)
LP-Perez (0-2)
S-None

E-Wright. DP-New York-0; Chicago-0. LOB-New York-7; Chicago-14. 2B-Byrd, Colvin. 3B-Castillo, Soriano. HR-Soriano (2), Barajas (3). SB-Wright (6). S-Hill. SF-Byrd. Time-3:11 (Delay :26). Attendance-25,684.

HP-Jeff Kellogg; 1B-Mark Carlson; 2B-Jeff Nelson; 3B-Todd Tichenor

Alfonso Soriano had three hits, including a two-run home run, as the Cubs avoided a sweep and beat the Mets, 9-3...Rod Barajas hit his third home run of the season and Ike Davis made a sensational catch, tumbling over the dugout railing for the Mets, who were trying to win their first series of the year...Oliver Perez lost his second game of the year with 5.0 innings of three-run ball and Hisanori Takahashi and Manny Acosta allowed six runs over 3.1 innings.

Thursday, April 22 Mets-5, Cubs-2

	1	2	3	4	5	6	7	8	9	R	H	E
Cubs	0	0	1	0	0	0	1	0	0	2	7	4
METS	0	1	2	0	0	0	0	1	1	5	8	1

WP-Santana (2-1)
LP-Gorzelanny (0-2)
S-Rodriguez (1)

E-Francoeur, Gorzelanny, Fontenot. DP-New York-0; Chicago-1. LOB-New York-5; Chicago-10. 2B-Byrd, Fontenot, Wright, Davis. S-Castillo. SF-Fontenot. Time-3:16. Attendance-28,535.

HP-Mark Carlson; 1B-Jeff Nelson; 2B-Todd Tichenor; 3B-Jeff Kellogg

David Wright backed Johan Santana's solid start with a clutch hit during a four-run sixth inning and the Mets won their first series of the year with a 5-2 victory over the Cubs...With the game scoreless in the bottom of the second, Wright lined an RBI double to left to give the Mets a 1-0 lead...The double was also the 225th of his career and tied Ed Kranepool for the franchise lead...Later in the inning, Jeff Francoeur broke an 0-24 drought with a run-scoring single...Ike Davis added three hits and Francisco Rodriguez got five outs for his first save of the season...Santana went 6.1 and allowed one run on eight hits.

Friday, April 23 Mets-5, Braves-2

	1	2	3	4	5	6	7	8	9	R	H	E
Braves	0	0	1	0	0	0	1	0	0	2	7	4
METS	0	0	0	0	1	2	2	0	X	5	9	0

WP-Takahashi (1-1)
LP-Kawakami (0-3)
S-Rodriguez (2)

E-Cabrera, Jones, C-2, Infante. DP-New York-0; Atlanta-0. LOB-New York-8; Atlanta-9. 2B-Francoeur, Reyes, Infante. 3B-Reyes, Bay. HR-Davis (1). SB-Infante (2). S-Maine. SF-Wright. Time-3:02. Attendance-32,265.

HP-Bill Hohn; 1B-Bruce Dreckman; 2B-Mike Estabrook; 3B-Paul Emmel

Ike Davis hit his first major league home run and Angel Pagan stole a run with a heads-up play to help Hisanori Takahashi notch his first major league win in the Mets' 5-2 win over Braves...With the Mets ahead 3-2 in the seventh inning, Pagan scored from second on an infield fly rule out, sliding home headfirst ahead of the tag...Davis' first home run was estimated at around 450 feet and tied the game at 1-1 in the fifth...Takahashi struck out seven in 3.0 innings and added his first big league hit...Francisco Rodriguez saved his second consecutive game.

Saturday, April 24 Mets-3, Braves-1

	1	2	3	4	5	6	7	8	9	R	H	E
BRAVES	0	0	0	0	0	1	0	0	0	1	6	1
METS	0	0	0	0	0	1	2	0	X	3	5	1

WP-Acosta (1-0)
LP-Jurrjens (0-2)
S-Rodriguez (3)

E-Wright, Ross. DP-New York-2; Atlanta-1. LOB-New York-5; Atlanta-11. 2B-Bay, Francoeur, Glaus, Prado, Cabrera. SB-Reyes (3), Blanco (1). S-Jurrjens-2. SF-Blanco. Time-2:45. Attendance-36,547.

HP-Bruce Dreckman; 1B-Mike Estabrook; 2B-Paul Emmel; 3B-Bill Hohn

Jeff Francoeur doubled home the go-ahead run in the seventh inning and the Mets beat the Braves, 3-1 to return to .500 at 9-9...Jason Bay tied the game at 1-1 in the sixth, driving an RBI double to center to score Jose Reyes, an inning before Francoeur put the Mets ahead for good with a double to deep right-centerfield...Bay finished with three hits and Manny Acosta beat his old team with 1.2 shutout innings...Francisco Rodriguez earned his third consecutive save.

Sunday, April 25 Mets-1, Braves-0

	1	2	3	4	5	6	7	8	9	R	H	E
Braves	0	0	0	0	0	X	X	X	X	0	5	2
METS	1	0	0	0	0	X	X	X	X	1	5	0

WP-Pelfrey (4-0)
 LP-Hanson (1-2)
 S-None

E-Jones, C., McCann. DP-New York-2; Atlanta-0.
 LOB-New York-6; Atlanta-8. 2B-McCann, Prado. SB-Castillo-2 (3),
 Reyes (4). S-None. SF-None. Time-1:58. Attendance-27,623.

HP-Mike Estabrook; 1B-Paul Emmel; 2B-Bill Hohn; 3B-Bruce Dreckman

Mike Pelfrey outdueled Tommy Hanson in a rain-shortened game, helping the Mets to a 1-0 triumph...Jose Reyes scored the game's lone run on a throwing error by Chipper Jones in the second inning as Pelfrey improved to 4-0...It was the Mets' first 1-0 victory in a game less than nine innings in club history...Luis Castillo went 2-3 with two stolen bases and David Wright made a nice play to start a double play in the fifth inning to preserve the win.

Tuesday, April 27 (G1) Mets-4, Dodgers-0

	1	2	3	4	5	6	7	8	9	R	H	E
Dodgers	0	0	0	0	0	0	0	0	0	0	5	0
METS	0	1	0	1	0	0	2	0	X	4	8	0

WP-Santana (3-1)
 LP-Kuroda (2-1)
 S-None

E-None. DP-New York-1; Los Angeles-1. LOB-Los Angeles-9;
 New York-8. 2B-Davis, Ethier. 3B-Johnson. HR-Bay (1).
 SB-Wright (7), Loney (4). S-None. SF-None. Time-2:54.
 Attendance-N/A.

HP-Ted Barrett; 1B-Dan Bellino; 2B-Paul Nauert; 3B-Brian Gorman

Jason Bay hit his first home run in a Mets uniform and Johan Santana threw 6.0 strong innings to help the Mets to a 4-0 victory in the first game of a doubleheader against the Dodgers...The win was the fifth straight for the Mets and marked another strong outing by the team's starting rotation...Mets starters improved to 5-1 with a 1.17 ERA in their last 12 games...Bay's shot to leadoff the fourth inning broke a career-long string of 108 at-bats without a home run.

Tuesday, April 27 (G2) Mets-10, Dodgers-5

	1	2	3	4	5	6	7	8	9	R	H	E
Dodgers	0	0	0	3	0	0	1	0	1	5	7	1
METS	3	0	0	0	3	4	0	0	X	10	11	1

WP-Takahashi (2-1)
 LP-Haeger (0-3)
 S-None

E-Davis, Carroll. DP-New York-0; Los Angeles-2. LOB-New York-6;
 Los Angeles-8. 2B-Blanco, Davis, Johnson, Paul. 3B-Bay, Wright (1).
 SB-Pagan (2), S-Castillo. SF-Davis, Blake. Time-3:20.

Attendance-32,012.

HP-Angel Campos; 1B-Paul Nauert; 2B-Brian Gorman; 3B-Dan Bellino

The Mets scored three times in the first inning and scored four more times in the sixth inning in a 10-5 win over the Dodgers in the second game of the doubleheader...The Mets completed only their second-ever doubleheader sweep of the Dodgers...David Wright had a three-run triple in the sixth while Jason Bay had a three-run triple in the first...Ike Davis finished with three RBIs...Hisanori Takahashi collected the win working 3.1 innings in relief of Oliver Perez.

Wednesday, April 28 Mets-7, Dodgers-3

	1	2	3	4	5	6	7	8	9	R	H	E
Dodgers	0	0	1	0	2	0	0	0	0	3	5	0
METS	0	4	1	0	0	0	2	0	X	7	10	1

WP-Maine (1-1)
 LP-Ely (0-1)
 S-None

E-Reyes. DP-New York-1; Los Angeles-1. LOB-New York-6;
 Los Angeles-6. 2B-Wright, Cora, Francoeur, Bay, Catalanotto, Kemp,
 Paul. 3B-Pagan. HR-Martin (2). SB-Kemp (3). S-Ely, Maine.
 SF-None. Time-2:41. Attendance-29,724.

HP-Paul Nauert; 1B-Brian Gorman; 2B-Ted Barrett; 3B-Dan Bellino

The Mets won their seventh straight game to finish their homestand 9-1, beating the Dodgers, 7-3...John Maine pitched into the seventh inning and struck out nine to win his first game of the season...Angel Pagan tripled home two runs, helping the Mets to their best homestand since they went 9-1 from September 12-September 22, 1988...Ike Davis and Jason Bay added RBIs for the Mets.

Friday, April 30 Mets-9, Phillies-1

	1	2	3	4	5	6	7	8	9	R	H	E
METS	0	3	0	0	1	0	4	0	1	9	10	0
Phillies	0	1	0	0	0	0	0	0	0	1	6	1

WP-Niese (1-1)
 LP-Kendrick (0-1)
 S-None

E-Castro, J (2). DP-New York-0; Philadelphia-1.
 LOB-New York-4; Philadelphia-8. 2B-Bay, Pagan, Barajas. 3B-Pagan.
 HR-Wright (4), Francoeur (4), Barajas-2 (5). SB-Francoeur (1).
 S-None. SF-None. Time-2:54. Attendance-45,296.

HP-Tom Hallion; 1B-Ron Kulpa; 2B-Todd Tichenor; 3B-Ed Rapuano

Jonathon Niese dominated for 7.0 innings and the Mets hit four home runs en route to their eighth straight win, a 9-1 victory over the Phillies...Niese struck out a career high-tying seven and allowed just one run to win his first game of the season...Rod Barajas hit two home runs and David Wright and Jeff Francoeur also went deep for the Mets, who improved to 14-9 for a one-game lead in the National League East.

Saturday, May 1 Phillies-10, Mets-0

	1	2	3	4	5	6	7	8	9	R	H	E
METS	0	0	0	0	0	0	0	0	0	0	3	1
Phillies	0	0	0	6	2	0	2	0	X	10	13	1

WP-Halladay (5-1)
 LP-Pelfrey (4-1)
 S-None

E-Davis, Castro. DP-New York-0; Philadelphia-1. LOB-New York-5;
 Philadelphia-5. 2B-Blanco, Wright, Victorino, Castro, Utley-2.
 3B-Ibanez. HR-Victorino (4). SB-Bay (2). S-Pelfrey. SF-None.
 Time-2:27. Attendance-45,264.

HP-Ron Kulpa; 1B-Todd Tichenor; 2B-Ed Rapuano; 3B-Tom Hallion

Mike Pelfrey's 27.0-inning scoreless streak came to an end as the Phillies routed the Mets, 10-0, to stop New York's eight-game winning streak...The game was scoreless through three innings, but the Phillies got to Pelfrey in the fourth inning, scoring six times...Roy Halladay threw a three-hitter for his fifth win of the season...Pelfrey allowed six earned runs in 4.0 innings.

Sunday, May 2 Phillies-11, Mets-5

	1	2	3	4	5	6	7	8	9	R	H	E
METS	3	0	2	0	0	0	0	0	0	5	6	0
Phillies	2	0	0	9	0	0	0	0	0	11	15	1

WP-Moyer (3-2)

LP-Santana (3-2)

S-None

E-None. DP-New York-1; Philadelphia-0. LOB-New York-3; Philadelphia-4. 2B-Tatis, Utley, Werth, Howard. 3B-None.

HR-Wright (5), Barajas (6), Polanco (3), Howard (5), Victorino (5), Utley (7). SB-Francoeur (2). S-Santana. SF-None. Time-2:45.

Attendance-45,439.

HP-Todd Tichenor; 1B-Ed Rapuano; 2B-Tom Hallion; 3B-Ron Kulpa

Johan Santana allowed a career-high 10 earned runs and the Phillies beat the Mets, 11-5...The Mets led 3-2 after the first inning, thanks to a David Wright three-run home run, but the Phillies got to Santana in the fourth... Down 5-2, the Phillies scored nine times off the lefthander, highlighted by Shane Victorino's grand slam...Santana allowed four home runs during the game... Rod Barajas finished 2-4 with a two-run home run for the Mets.

Tuesday, May 4 Mets-5, Reds-4

	1	2	3	4	5	6	7	8	9	R	H	E
METS	1	0	0	1	0	2	0	0	1	5	8	1
Reds	1	1	0	0	0	0	0	2	0	4	6	0

WP-Feliciano (1-0)

LP-Cordero (1-2)

S-Rodriguez (4)

E-Francoeur. DP-Cincinnati-1; New York-0. LOB-Cincinnati-4; New York-4. 2B-Reyes, Phillips. 3B-None. HR-Wright (6), Barajas (7), Phillips (3), Votto (5), Rolen (6). S-None. SF-Bay. Time-2:38. Attendance-13,813.

HP-Tim Welke; 1B-Sam Holbrook; 2B-Bill Welke; 3B-Mike DiMuro

Rod Barajas hit a go-ahead home run in the ninth inning and the Mets beat the Reds, 5-4...After the Reds tied the game in the eighth with consecutive home runs by Joey Votto and Scott Rolen off Fernando Nieve, Barajas hit the first pitch he saw from Francisco Cordero out to leftfield...David Wright added a solo home run for the Mets...Pedro Feliciano earned the win and Francisco Rodriguez picked up his fourth save of the season with a scoreless ninth.

Friday, May 7 Mets-6, Giants-4

	1	2	3	4	5	6	7	8	9	R	H	E
Giants	0	0	1	0	2	0	0	0	1	4	11	0
METS	1	2	0	1	0	0	0	0	2	6	8	3

WP-Rodriguez (2-0)

LP-Romo (0-3)

S-None

E-Pelfrey, Barajas, Castillo. DP-New York-1; San Francisco-0. LOB-New York-4; San Francisco-8. 2B-Whiteside, Rowand, Bay.

HR-Bowker (2), Davis-2 (3), Barajas-2 (9). SB-Reyes (5), Castillo (5), Wright (8). S-Sanchez. SF-None. Time-2:46.

Attendance-34,681.

HP-Hunter Wendelstedt; 1B-Angel Hernandez; 2B-Paul Schrieber; 3B-Rob Drake

Rod Barajas hit his second home run of the game in the bottom of the ninth inning to give the Mets a 6-4 win over the Giants and the first walk-off home run in Citi Field history...Ike Davis also hit two home runs and made a sensational catch in the ninth, snagging a foul pop before flipping over the dugout railing...David Wright continued a hot stretch, finishing 2-3 and Jason Bay stopped an 0-14 with an RBI double in the first...Francisco Rodriguez blew a save, allowing a run in the ninth, but picked up his second win of the season after Barajas' heroics.

Monday, May 3 Reds-3, Mets-2

	1	2	3	4	5	6	7	8	9	10	11	R	H	E
METS	0	1	0	0	0	1	0	0	0	0	0	2	9	0
Reds	1	0	0	0	1	0	1	0	0	0	1	3	10	2

WP-Masset (3-1)

LP-Acosta (1-1)

S-None

E-Stubbs, Cabrera. DP-Cincinnati-2; New York-1.

LOB-Cincinnati-11; New York-7. 2B-Pagan, Reyes, Davis. 3B-None.

HR-Stubbs (2), Nix (1). SB-Castillo (4). S-None. SF-None.

Time-3:31. Attendance-14,350.

HP-Mike DiMuro; 1B-Tim Welke; 2B-Sam Holbrook; 3B-Bill Welke

Layne Nix hit a pinch-hit, walk-off home run in the 11th inning to power the Reds to a 3-2 win over the Mets...The Mets had opportunities, but stranded runners in scoring position in the sixth, seventh and 11th innings...Jeff Francoeur and Jose Reyes drove in a run each for the Mets... Manny Acosta served up Nix's one-out blast, giving the righthander his first loss of the season.

Wednesday, May 5 Reds-5, Mets-4

	1	2	3	4	5	6	7	8	9	10	R	H	E
METS	0	0	1	0	1	1	0	0	1	0	4	10	0
Reds	0	0	0	2	2	0	0	0	0	1	5	13	0

WP-Owings (3-0)

LP-Feliciano (1-1)

S-None

E-None. DP-Cincinnati-1; New York-0. LOB-Cincinnati-6; New York-7. 2B-Cora. 3B-None. HR-Wright (7), Phillips (4), Gomes (3), Cabrera (3). S-Niese, Castillo. SF-Francoeur. Time-3:02. Attendance-16,798.

HP-Sam Holbrook; 1B-Bill Welke; 2B-Mike DiMuro; 3B-Tim Welke

Orlando Cabrera hit a game-ending home run off Pedro Feliciano in the 10th inning to give the Reds a 5-4 win in the rubber game of the series...Cabrera's blast spoiled a ninth-inning rally by the Mets, who strung together a pair of hits and a Jeff Francoeur sacrifice fly against Francisco Cordero to tie the game...Angel Pagan had three hits and David Wright hit his seventh home run for the Mets, who got 3.0 innings of shutout relief from Hisanori Takahashi...Starter Jonathon Niese allowed a career-high 12 hits.

Saturday, May 8 Mets-5, Giants-4

	1	2	3	4	5	6	7	8	9	10	11	R	H	E
Giants	0	0	0	2	0	0	0	2	0	0	0	4	10	0
METS	1	2	0	0	1	0	0	0	0	0	1	5	7	0

WP-Takahashi (3-1)

LP-Mota (0-1)

S-None

E-None. DP-New York-1; San Francisco-0. LOB-New York-9; San Francisco-7. 2B-Tatis. 3B-Pagan. HR-Blanco (1). SB-Reyes (6). S-Santana. SF-Bay, Huff, Sandoval. Time-3:32. Attendance-36,764.

HP-Angel Hernandez; 1B-Paul Schrieber; 2B-Rob Drake; 3B-Hunter Wendelstedt

Henry Blanco hit a walk-off home run in the bottom of the 11th that lifted the Mets to a 5-4 win over the Giants...It was the second consecutive walk-off win...Johan Santana set a season-high with 7.2 innings and Hisanori Takahashi picked up his third win of the season with a perfect inning...Blanco's blast was his third hit of the game and his first home run of the season...The Mets bullpen threw 3.1 scoreless innings...Luis Castillo went 2-3 but left after seven inning with a bone bruise in his left foot.

Sunday, May 9 **Giants-6, Mets-5**

	1	2	3	4	5	6	7	8	9	R	H	E
Giants	0	2	0	2	0	0	0	2	0	6	6	1
METS	0	0	0	0	2	3	0	0		5	11	0

WP-Romo (1-3)
LP-Mejia (0-2)
S-Wilson (7)

E-Uribe. DP-San Francisco-1; New York-1. LOB-San Francisco-12; New York-11. 2B-Bay. 3B-None. HR-Rowand (4). SB-Reyes-2 (8), Torres (4). S-Pagan. SF-Wright. Time-3:45. Attendance-35,641.

HP-Paul Schrieber; 1B-Rob Drake; 2B-Hunter Wendelstedt; 3B-Angel Hernandez

Aaron Rowand hit a two-run, go-ahead home run in the eighth inning off Jenny Mejia as the Giants beat the Mets, 6-5...The Mets rallied from down 4-2 in the seventh to take a one-run lead, scoring on Jason Bay's two-run single and on David Wright's sacrifice fly...The Mets had a chance in the ninth, getting a wind-blown, leadoff double from Jason Bay, but Brian Wilson struck out the next three batters to prevent a Mets sweep of the three-game series.

Monday, May 10 **Nationals 3, Mets 2**

	1	2	3	4	5	6	7	8	9	R	H	E
Nationals	1	0	2	0	0	1	0	1	0	3	11	0
METS	0	0	0	0	0	0	1	0	1	2	12	0

WP-Atilano (3-0)
LP-Maine (1-2)
S-Batista (1)

E-None. DP-Washington-1; New York-2. LOB-Washington-10; New York-11. 2B-Rodriguez, Dunn, Barajas. HR-Kennedy (2), Zimmerman (6), Pagan (2). SB-Morgan-2 (8), Kennedy (5), Rodriguez (2), Pagan (4). S-Maine. SF-None. Time-3:23. Attendance-29,313.

HP-Laz Diaz; 1B-John Hirschbeck; 2B-James Hoyer; 3B-Wally Bell

Adam Kennedy and Ryan Zimmerman hit consecutive home runs and the Mets left 11 men on base in a 3-2 loss to the Nationals...Angel Pagan hit a solo home run in the ninth to cut the Nationals lead to one, but Jason Bay struck out with Alex Cora on first to end the game...Starter John Maine gave up two runs in 6.0 innings to take the loss...After the game, the Mets designated Frank Catalanotto for assignment and recalled Chris Carter from Buffalo (AAA) of the International League.

Tuesday, May 11 **Mets-8, Nationals-6**

	1	2	3	4	5	6	7	8	9	R	H	E
Nationals	3	0	0	0	3	0	0	1	0	6	9	1
METS	0	1	0	0	0	1	0	6	X	8	16	0

WP-Valdes (1-0)
LP-Clippard (6-1)
S-Rodriguez (5)

E-Desmond. DP-Washington-3; New York-0. LOB-Washington-10; New York-10. 2B-Guzman, Wright, Barajas, Carter. HR-Dunn (7). SB-Bay (3), Francoeur (3). S-Olsen. SF-Francoeur. Time-3:23. Attendance-31,606.

HP-John Hirschbeck; 1B-James Hoyer; 2B-Wally Bell; 3B-Laz Diaz

Chris Carter highlighted a six-run eighth inning with a go-ahead double in his first at-bat for the Mets and New York rallied for an 8-6 win over Washington...Recalled the previous day from Buffalo, Carter lined a shot down the rightfield line to score Alex Cora and give the Mets a 7-6 lead...David Wright and Jason Bay added three hits apiece and Raul Valdes earned his first major league victory with a scoreless eighth...Francisco Rodriguez got three outs for his fifth save, helped out by Ike Davis who made another sensational, over-the-dugout-railing catch of a foul ball.

Wednesday, May 12 **Nationals 6, Mets 4**

	1	2	3	4	5	6	7	8	9	R	H	E
Nationals	0	2	0	2	0	0	0	0	2	6	11	1
METS	0	2	0	0	2	0	0	0	0	4	8	1

WP-Clippard (7-1)
LP-Rodriguez (2-1)
S-Capps (14)

E-Reyes, Zimmerman. DP-Washington-1; New York-0. LOB-Washington-11; New York-8. 2B-Dunn, Pagan, Reyes, Nieves. HR-Bernadina-2 (2). S-Nieves. SF-Pagan. Time-3:33. Attendance-33,024.

HP-James Hoyer; 1B-Wally Bell; 2B-Laz Diaz; 3B-John Hirschbeck

Roger Bernadina's second home run of the game broke a ninth-inning 4-4 tie and handed Francisco Rodriguez his first loss of the season in the Nationals 6-4 win over the Mets...Bernadina also made a spectacular catch in rightfield with the bases loaded in the fifth inning to rob Jeff Francoeur of a sure extra-base hit...Angel Pagan and Alex Cora had two hits for the Mets and starter Mike Pelfrey struck out six in 5.2 innings...The loss dropped the Mets to 0-6 in rubber games for 2010.

Thursday, May 13 **Marlins-2, Mets-1**

	1	2	3	4	5	6	7	8	9	R	H	E
METS	0	1	0	0	0	0	0	0	0	1	4	1
Marlins	0	0	1	0	0	0	0	0	1	2	7	2

WP-Nunez (2-0)
LP-Nieve (1-2)
S-None

E-Santana, Johnson, Barden. DP-New York-3; Florida-0. LOB-New York-4; Florida-6. 2B-Sanchez (9). 3B-None. HR-None. SB-Ramirez (3). S-None. SF-None. Time-2:28. Attendance-16,229.

HP-Angel Campos; 1B-Jeff Nelson; 2B-Jeff Kellogg; 3B-Larry Vanover

Fernando Nieve's wild pitch in the ninth inning allowed Cody Ross to score the winning run from third base as the Marlins beat the Mets, 2-1...Starters Johan Santana and Josh Johnson dueled for seven innings, leaving with the score tied at 1-1...Santana also struck out five, but his throwing error led to an unearned run in the third...The Mets finished with four hits, and fell to 4-9 in one-run games in 2010...Rod Barajas drove in the lone Mets run with an RBI single to center in the second.

Friday, May 14 **Marlins 7, Mets 2**

	1	2	3	4	5	6	7	8	9	R	H	E
METS	0	0	0	0	2	0	0	0	0	2	4	0
Marlins	0	0	4	3	0	0	0	0	X	7	11	0

WP-Sanchez (2-2)
LP-Perez (0-3)
S-None

E-None. DP-New York-0; Florida-1. LOB-New York-7; Florida-7. 2B-Pagan, Barajas, Ross. 3B-None. HR-Ugla-2 (8), Coghlan (1), Sanchez (4). S-Valdes. SF-None. Time-2:47. Attendance-21,221.

HP-Jeff Nelson; 1B-Jeff Kellogg; 2B-Larry Vanover; 3B-Angel Campos

Oliver Perez allowed four home runs and was tagged for seven earned runs in a 7-2 loss to Florida...Dan Ugla hit two home runs and Chris Coghlan and Gaby Sanchez each took Perez deep before the lefthander was pulled after a 3.1 innings...He allowed nine hits and walked three to lose his third game of the season...The Mets managed four hits for the second straight game, getting a two-run double by Angel Pagan in the fifth for their only runs of the game...Raul Valdes, Manny Acosta and Jenny Mejia combined for 4.2 shutout innings of relief.

Saturday, May 15 Marlins 7, Mets 5

	1	2	3	4	5	6	7	8	9	R	H	E
METS	0	1	2	0	0	0	1	0	1	5	13	1
Marlins	3	0	0	0	3	1	0	0	X	7	12	1

WP-Robertson (4-3)

LP-Maine (1-3)

S-Nunez (8)

E-Francoeur, Robertson DP-New York-1; Florida-0.

LOB-New York-7; Florida-9. 2B-Davis, Bay, Reyes, Ramirez, Cantu, Sanchez, Hayes. 3B- Castillo. HR-Wright (8). S-None. SF-Wright, Maybin. Time-2:57. Attendance-26,007.

HP-Jeff Kellogg; 1B-Larry Vanover; 2B-Angel Campos;

3B-Jeff Nelson

John Maine walked the bases loaded before throwing a strike in the first inning and the Mets dropped a 7-5 decision to the Marlins for their fourth straight loss...Maine lasted 5.0 innings, but the Marlins led 3-0 after the first...The Mets tied the game at 3-3 by the third inning behind David Wright's solo home run and sacrifice fly...The Marlins stretched the lead to 7-3 before Luis Castillo, who finished 2-5, drove in a run in the seventh and ninth to cap the scoring...Jose Reyes also had two hits for the Mets.

Sunday, May 16 Marlins 10, Mets 8

	1	2	3	4	5	6	7	8	9	R	H	E
METS	0	0	0	0	0	3	3	1	1	8	12	2
Marlins	0	0	6	0	1	0	3	0	0	10	10	1

WP-Nolasco (4-2)

LP-Niese (1-2)

S-Nunez (9)

E-Wright, Niese, Ross. DP-New York-2; Florida-2. LOB-New York-6; Los Angeles-6. 2B-Wright, Cora, Ross-2. 3B-Bay. HR-Uggla (9), Coghlan (2). SB-Pagan (5). S-None. SF-Cantu. Time-3:12.

Attendance-17,977.

HP-Larry Vanover; 1B-Angel Campos; 2B-Jeff Nelson; 3B-Jeff Kellogg

Jonathon Niese left with a hamstring injury, the Florida sent 12 men to the plate in a six-run third inning and the Marlins beat the Mets, 10-8...Niese left in the third inning after injuring his right hamstring after he allowed five runs, two earned...The Marlins jumped out to a 7-0 lead, but the Mets cut it to 7-6 after Alex Cora's two-run double in the seventh...Chris Coghlan hit a pinch-hit three run home run off Fernando Nieve in the bottom half of the to give the Marlins a four-game sweep.

Monday, May 17 Mets 3, Braves 2

	1	2	3	4	5	6	7	8	9	R	H	E
METS	0	2	0	0	0	1	0	0	0	3	5	0
Atlanta	0	0	0	0	1	1	0	0	X	2	8	0

WP-Pelfrey (5-1)

LP-Lowe (5-4)

S-Rodriguez (6)

E-None. DP-New York-3; Atlanta-2. LOB-New York-4; Atlanta-6.

2B-Carter, Barajas, Hinske, McLouth, Prado. HR-Hinske (2).

SB-Bay (5), Escobar (3), S-Castillo, Lowe, Cabrera. SF-Jones.

Time-2:47. Attendance-21,086.

HP-Ed Rapuano; 1B-Tom Hallion; 2B-Ron Kulpa; 3B-Lance Barksdale

Mike Pelfrey pitched into the eighth inning and Rod Barajas had a two-run double to help the Mets beat the Braves, 3-2...Pelfrey went 7.2 innings to snap a string of fifteen starts without a win by a Mets starter, the longest stretch in 18 years...Barajas' double in the second off Derek Lowe scored Chris Carter and Ike Davis and gave the Mets a 2-0 lead...After Eric Hinske hit a home run to cut the deficit to 2-1, Carter drove in a run with a ground out...Chipper Jones added a sacrifice fly in the sixth, but Pedro Feliciano struck out Brian McCann with the bases loaded in the eighth inning to preserve the lead and help the Mets snap a five-game losing streak.

Tuesday, May 18 Braves 3, Mets 2

	1	2	3	4	5	6	7	8	9	R	H	E
METS	0	0	0	0	2	0	0	0	0	2	5	1
Braves	0	0	2	0	0	0	0	0	1	3	7	0

WP-Wagner (3-0)

LP-Feliciano (1-2)

S-None

E-Wright. DP-New York-0; Atlanta-2. LOB-New York-3;

Atlanta-7. 2B-None. 3B-None. HR-Davis (4), Francoeur (5), Glaus

(6). S-Matthews. SF-None. Time-2:46. Attendance-27,119.

HP-Tom Hallion; 1B-Ron Kulpa; 2B-Lance Barksdale; 3B-Ed Rapuano

David Wright's ninth-inning throwing error allowed the winning run to score and the Mets fell, 3-2, to the Braves...New York pitchers retired 16 consecutive before Brian McCann led off the ninth with a single against Pedro Feliciano...Jenny Mejia came in and walked Yunel Escobar before Melky Cabrera hit a chopper that Wright fielded on the run...The third baseman's throw was wide of Ike Davis from first and pinch-runner Brent Cleven was able to trot home and send the Mets to their sixth loss in seven games...Johan Santana pitched effectively for 7.0 innings and Davis and Jeff Francoeur hit home runs for the Mets.

Wednesday, May 19 Nationals 5, Mets 3

	1	2	3	4	5	6	7	8	9	R	H	E
METS	0	0	0	1	0	1	0	1	0	3	5	0
Nationals	0	0	0	2	0	3	0	X		5	8	2

WP-Storen (1-0)

LP-Valdez (1-1)

S-Capps (15)

E-Zimmerman, Bernadina. DP-New York-0; Washington-1.

LOB-New York-6; Washington-6. 2B-Bernadina. 3B-Guzman.

HR-Pagan (3), Tatis (2). S-Cora. SF-Bernadina, Kennedy.

Time-2:40. Attendance-19,384.

HP-Tim Timmons; 1B-Tim Tschdia; 2B-Bob Davidson;

3B-Alfonso Marquez

R.A. Dickey pitched well in his season debut and Angel Pagan started a triple play and hit an inside-the-park home run, but the Mets lost, 5-3, to Washington...Pagan became the first player since 1955 to accomplish the feats and the triple play was the Mets' first since 2002 and the 10th in club history...With runners on first and second, Pagan made a nice catch of a sinking line drive off the bat at Cristian Guzman and then threw home, where Henry Blanco fielded it and threw back to Jose Reyes at second for the second out...Reyes then tossed the ball to Ike Davis at first for the third out...Dickey went 6.0 innings in his first start of the season.

Thursday, May 20 Mets 10, Nationals 7

	1	2	3	4	5	6	7	8	9	R	H	E
METS	3	0	0	0	5	2	0	0	0	10	15	0
Washington	0	1	0	0	0	2	0	3	1	7	12	3

WP-Valdes (2-1)

LP-Atilano (3-1)

S-None

E-Desmond-2, Walker. DP-New York-3; Washington-1.

LOB-New York-9; Washington-10. 2B-Wright, Davis, Dunn-2,

Nieves, Willingham. 3B-Rodriguez. HR-Barajas (10).

S-Valdes. SF-Wright, Cora. Time-3:31. Attendance-23,612.

HP-Tim Tschdia; 1B-Bob Davidson; 2B-Alfonso Marquez; 3B-Tim Timmons

David Wright drove in four runs and Raul Valdes went 5.0 innings in relief of John Maine to help the Mets beat the Nationals, 10-7...Maine threw just five pitches before being lifted for Valdes, who struck out six to earn the win...Wright drove in three runs with a bases-loaded double and then added a sacrifice fly in the fifth to stretch the Mets' lead to 4-1...Rod Barajas made it 10-1 in the sixth with his 10th home run of the season...The Mets finished with 15 hits.

Friday, May 21 Yankees 2, Mets 1

	1	2	3	4	5	6	7	8	9	R	H	E
Yankees	0	0	0	0	0	0	2	0	0	2	8	1
METS	0	0	0	0	0	0	0	0	1	1	4	1

WP-Vazquez (3-4)
 LP-Dessens (0-1)
 S-Rivera (8)

E-Cora, Cervelli. DP-Mets-2; Yankees-1. LOB-Mets-4;
 Yankees-8. 2B-Bay, Davis, Cano, Rodriguez, Russo. S-Vazquez-2.
 SF-None. Time-3:19. Attendance-41,382.

HP-Jim Wolf; 1B-Todd Tichenor; 2B-Marvin Hudson; 3B-Derryl Cousins

Hisanori Takahashi threw 6.0 shutout innings in his first career start, but the Yankees beat the Mets, 2-1...Takahashi became the first Japanese-born pitcher to start for the Mets since Kazuhisa Ishii on July 3, 2005 at Houston...Kevin Russo drove in a pair of runs in the seventh for the Yankees, who got a solid start from Javier Vazquez...The Mets threatened in the ninth against Mariano Rivera, scoring a run on Ike Davis' RBI double...However, David Wright grounded out to end the game.

Saturday, May 22 Mets 5, Yankees 3

	1	2	3	4	5	6	7	8	9	R	H	E
Yankees	0	0	0	0	0	1	0	2	0	3	11	0
METS	2	0	1	0	0	1	1	0	X	5	12	0

WP-Pelfrey (6-1)
 LP-Hughes (5-1)
 S-Rodriguez (7)

E-None. DP-Mets-0; Yankees-0. LOB-Mets-8; Yankees-13.
 2B-Bay, Pagan-2, Swisher. SB-Bay (6). S-Hughes.
 SF-None. Time-3:33. Attendance-41,343.

HP-Todd Tichenor; 1B-Marvin Hudson; 2B-Derryl Cousins; 3B-Jim Wolf

Jason Bay tied his career-high with four hits, Mike Pelfrey pitched effectively for 6.0 innings and the Mets beat the Yankees, 5-3...Bay went 4-4 with three runs scored and Angel Pagan also added three hits and two RBI to help Pelfrey win his sixth game of the season...Francisco Rodriguez got the final five outs for the save, striking out Francisco Cervelli with runners on first and third to end the game...The Mets jumped out to an early 2-0 lead in the first on RBI singles by David Wright and Pagan.

Sunday, May 23 Mets 6, Yankees 4

	1	2	3	4	5	6	7	8	9	R	H	E
Yankees	0	0	0	0	0	0	1	0	3	4	10	1
METS	0	4	0	0	2	0	0	0	X	6	11	0

WP-Santana (4-2)
 LP-Sabathia (4-3)
 S-Rodriguez (8)

E-Russo. DP-Mets-1; Yankees-1. LOB-Mets-7; Yankees-9.
 2B-Barajas, Wright, Jeter. HR-Bay-2 (3). SB-Cora (1). S-None.
 SF-None. Time-3:12. Attendance-41,422.

HP-Marvin Hudson; 1B-Derryl Cousins; 2B-Jim Wolf; 3B-Todd Tichenor

Jason Bay hit two home runs, Johan Santana pitched into the eighth inning and the Mets beat CC Sabathia and the Yankees, 6-4...The win helped the Mets capture their first Subway Series since 2008 and it was the team's first rubber-game victory of the season...Bay connected off Sabathia as part of a four-run second inning and then again the fifth...The outfielder finished with three RBI...The Yankees scored three times in the ninth before Francisco Rodriguez closed out the game for his eighth save of the season.

Tuesday, May 25 Mets 8, Phillies 0

	1	2	3	4	5	6	7	8	9	R	H	E
Phillies	0	0	0	0	0	0	0	0	0	0	9	0
METS	1	1	0	1	1	1	0	3	X	8	13	0

WP-Dickey (1-0)
 LP-Moyer (5-4)
 S-Valdes (1)

E-None. DP-Philadelphia-0; New York-1. LOB-Philadelphia-13;
 New York-7. 2B-Wright, Francoeur, Valdes R., Polanco. 3B-Reyes,
 HR-None. S-Castillo, Dickey. SF-Francoeur. Time-2:53.
 Attendance-33,026.

HP-Tim McClelland; 1B-Mike Everitt; 2B-Andy Fletcher;
 3B-Adrian Johnson

R.A. Dickey earned his first win in a Mets uniform and Jose Reyes finished with three hits, including the 1,000th of his career, to lead New York over Philadelphia, 8-0...The win was the Mets fifth shutout of the season and helped the team move back to .500...Reyes went 3-5, picking up the 1,000th hit of his career when he singled in the first inning...He also tripled and stole two bases...Raul Valdes threw 3.0 innings for his first save, also picking up his first extra-base hit and first RBI in the process...The Phillies went 1-9 with runners in runners in scoring position.

Wednesday, May 26 Mets 5, Phillies 0

	1	2	3	4	5	6	7	8	9	R	H	E
Phillies	0	0	0	0	0	0	0	0	0	0	7	1
METS	0	1	1	0	0	3	0	0	X	5	7	0

WP-Takahashi (4-1)
 LP-Blanton (1-3)
 S-None

E-Utley. DP-Philadelphia-0; New York-0. LOB-Philadelphia-7;
 New York-7. 2B-Davis, Wright, Barajas, Francisco. HR-Reyes (1).
 SB-Castillo-2 (7), Pagan-2 (7). S-None. SF-Barajas. Time-2:55.
 Attendance-33,223.

HP-Mike Everitt; 1B-Andy Fletcher; 2B-Adrian Johnson;
 3B-Tim McClelland

Hisanori Takahashi turned in another stellar start, Jose Reyes hit his first home run of the season and the Mets shut out the Phillies for the second straight night, beating their divisional rivals, 5-0...Takahashi threw 6.0 shutout innings to follow up his first start of the season in which he went 6.0 scoreless against the Yankees on May 21st...Reyes' first home run was a solo shot in the third inning and the shortstop finished 2-4 to extend his streak of games with multiple hits to four...Luis Castillo and Angel Pagan both swiped two bases apiece.

Thursday, May 27 Mets 3, Phillies 0

	1	2	3	4	5	6	7	8	9	R	H	E
Phillies	0	0	0	0	0	0	0	0	0	0	4	1
METS	1	0	0	0	0	2	0	X		3	9	0

WP-Pelfrey (7-1)
 LP-Hamels (5-3)
 S-Rodriguez (9)

E-Polanco. DP-Philadelphia-0; New York-3. LOB-Philadelphia-5;
 New York-8. 2B-Bay, Reyes. 3B-None. HR-None. SB-Pagan (8),
 Victorino (9). S-Castillo, Hamels. SF-None. Time-2:48 (1:55 Delay).
 Attendance-35,903.

HP-Andy Fletcher; 1B-Adrian Johnson; 2B-Tim McClelland;
 3B-Mike Everitt

The Mets finished off a series sweep of the Phillies with their third consecutive shutout, beating Philadelphia, 3-0...Mike Pelfrey won his seventh game, going 7.0 innings and striking out five to help the Mets to three consecutive shutouts since 1988...Jose Reyes finished with three hits, extending his stretch of games with multiple hits to five, and drove in two runs for the Mets, who won their fifth straight...The win was also Pelfrey's fifth at home and he lowered his Citi Field ERA to 2.05.

Friday, May 28 Brewers 2, Mets 0

	1	2	3	4	5	6	7	8	9	R	H	E
METS	0	0	0	0	0	0	0	0	0	0	8	0
Brewers	0	0	0	0	0	0	0	0	2	2	5	0

WP-Gallardo (5-2)
 LP-Igarashi (0-1)
 S-None

E-None. DP-Milwaukee-0; New York-3. LOB-Milwaukee-5; New York-6. 2B-Reyes, Santana, McGehee. HR-Hart (10). Time-2:27. Attendance-32,773.

HP-Jeff Nelson; 1B-Jeff Kellogg; 2B-Mark Carlson; 3B-Angel Campos

Yovani Gallardo outdueled Johan Santana and Corey Hart hit a walk-off, two-run home run to give the Brewers a 2-0 win over the Mets...Santana went 8.0 innings to stretch the Mets' scoreless streak to 35.0 innings, but Hart connected off Ryota Igarashi with a man aboard in the ninth to help Gallardo pick up his fifth win of the season...The Brewers righthander limited the Mets to eight hits...The Mets' scoreless streak was the team's longest since 1969, when Mets pitchers tossed 42.0 consecutive scoreless innings.

Saturday, May 29 Brewers 8, Mets 6

	1	2	3	4	5	6	7	8	9	R	H	E
METS	1	1	1	3	0	0	0	0	0	6	9	0
Brewers	4	1	2	1	0	0	0	0	X	8	9	1

WP-Coffey (2-1)
 LP-Nieve (1-3)
 S-Axford (2)

E-Kottaras. DP-Milwaukee-0; New York-1. LOB-Milwaukee-6; New York-9. 2B-Bay, Braun. 3B-Weeks. HR-Davis (5) Hart-2 (12), Kottaras (4). Time-3:28. Attendance-37,841.

HP-Jeff Kellogg; 1B-Mark Carlson; 2B-Angel Campos; 3B-Jeff Nelson

Corey Hart hit two home runs, including a first-inning grand slam off Fernando Nieve and the Brewers beat the Mets, 8-6...Both teams scored in each of the first four innings, a first in Mets history...Ike Davis' three-run home run pulled the Mets within a run at 7-6 in the fourth inning, but the Brewers bullpen did not allow a baserunner the rest of the way...The loss dropped the Mets to 6-16 on the road...Jose Reyes, Jason Bay, Angel Pagan and Jeff Francoeur all finished with two hits for the Mets.

Sunday, May 30 Mets 10, Brewers 4

	1	2	3	4	5	6	7	8	9	R	H	E
METS	1	0	0	1	0	2	2	0	4	10	16	0
Brewers	1	1	0	0	0	0	2	0	0	4	9	0

WP-Dickey (2-0)
 LP-Suppan (0-2)
 S-None

E-None. DP-Milwaukee-1; New York-2. LOB-Milwaukee-4; New York-12. 2B-Reyes, Blanco, Wright, Francoeur-2, Pagan. HR-Pagan (4), Weeks-2 (8). SB-Francoeur (6). S-Dickey-2, Wolf. SF-Wright. Time-3:28. Attendance-36,559.

HP-Mark Carlson; 1B-Angel Campos; 2B-Jeff Nelson; 3B-Jeff Kellogg

R.A. Dickey picked up his second straight win and Jeff Francoeur had four hits to help the Mets to a 10-4 win over the Brewers...Dickey went 7.0 innings and allowed four runs in his longest start since August 5, 2008 while with Seattle...Dickey also added his first career RBI with a single in the fourth inning to tie the game at 2-2...Francoeur finished with two doubles, two RBI and also swiped a base...Henry Blanco finished with two doubles and an RBI...Angel Pagan added a two-run home run in the seventh...Rickie Weeks hit two home runs for the Brewers.

Monday, May 31 Padres 18, Mets 6

	1	2	3	4	5	6	7	8	9	R	H	E
METS	0	1	0	0	3	2	0	0	0	6	8	1
Padres	0	4	2	0	4	6	1	1	X	18	19	0

WP-Correia (5-4)
 LP-Takahashi (4-2)
 S-None

E-Davis. DP-New York-1; San Diego-0. LOB-New York-5; San Diego-6. 2B-Matthews, Hundley. 3B-Reyes. HR-Barajas (11), Hairston, J. (3), Headley (4). SB-Wright (9). S-Correia. SF-Eckstein. Time-3:15. Attendance-20,023.

HP-Gerry Davis; 1B-Mike Muchlinski; 2B-Greg Gibson; 3B-D.J. Reyburn

Hisanori Takahashi allowed six earned runs and the Padres scored the most runs against the Mets since 2004 in an 18-6 win at Petco Park...Takahashi did not allow a run in his first two starts, but was touched up by the Padres to give the rookie his second loss of the season...The 18 runs were the most against the Mets since Montreal scored 19 times on July 26, 2004...Jose Reyes had a two-run triple in the fourth inning for the Mets...The 18 runs also set a record for most allowed by a team at Petco Park.

Tuesday, June 1 Mets 4, Padres 2

	1	2	3	4	5	6	7	8	9	R	H	E
METS	1	0	0	0	0	1	2	0	0	4	10	0
Padres	0	0	0	0	0	1	0	0	1	2	7	1

WP-Pelfrey (8-1)
 LP-LeBlanc (2-4)
 S-Rodriguez (10)

E-Hairston. DP-New York-0; San Diego-0. LOB-New York-8; San Diego-5. 2B-Eckstein-2. 3B-None. HR-Wright (9), Davis, (6). SB-Wright (10). S-None. Time-2:54. Attendance-17,393.

HP-Mike Muchlinski; 1B-Greg Gibson; 2B-D.J. Reyburn; 3B-Gerry Davis

Mike Pelfrey struck out a career-best eight to win his eighth game of the season and the Mets beat the Padres, 4-2...Pelfrey went 8.0 innings and allowed just one run to improve to 8-1 on the season...David Wright hit his ninth home run of the season and also drove in a run with a first-inning single...Ike Davis added a two-run home run in the seventh...Francisco Rodriguez allowed a run in the ninth, but still picked up his 10th save of the season.

Wednesday, June 2 Padres 5, Mets 1

	1	2	3	4	5	6	7	8	9	10	11	R	H	E
METS	0	0	0	1	0	0	0	0	0	0	1	6	0	
Padres	0	0	0	0	0	0	0	1	0	4	5	12	0	

WP-Webb (2-1)
 LP-Valdes (2-2)
 S-None

E-None. DP-New York-0; San Diego-1. LOB-New York-9; San Diego-12. 2B-Pagan, Bay, Gonzalez, Gwynn. 3B-None. HR-Gonzalez (10). SB-Bay (8), Gwynn (9). S-None. Time-3:48. Attendance-15,880.

HP-Greg Gibson; 1B-D.J. Reyburn; 2B-Gerry Davis; 3B-Mike Muchlinski

Francisco Rodriguez blew his third save of the season with a run in the ninth before Adrian Gonzalez hit a game-ending grand slam in the 11th inning off Raul Valdes to give the Padres a 5-1 win...Johan Santana went 7.0 innings and allowed just five hits, but Rodriguez couldn't close it out for the lefthander...Tony Gwynn led off the ninth with a pinch-hit single and stole second before consecutive strikeouts by Matt Stairs and Jerry Hairston, Jr. ...David Eckstein then fell behind 0-2 before singling to center to score Gwynn and tie the game at 1-1...Jeff Francoeur singled home the Mets lone run in the fourth inning.

Friday, June 4 Mets 4, Marlins 3

	1	2	3	4	5	6	7	8	9	R	H	E
Marlins	0	1	2	0	0	0	0	0	0	3	9	1
METS	0	0	2	0	0	2	0	0	X	4	9	1

WP-Dickey (3-0)
LP-Sanchez (5-3)
S-Rodriguez (11)

E-Davis, I. (4), Cantu (7). DP-New York-0; Florida-2. LOB-New York-8; Florida-9. 2B-Tejada (1), Bay (14), Barajas (9), Ramirez, H (12). 3B-Ross, C (2). HR-None. SB-Reyes, Jo (14), Ramirez, H (8), Maybin (6). S-None. SF-None. Time-2:45. Attendance-30,042.

HP-Brian Runge; 1B-Mike Winters; 2B-Hunter Wendelstedt; 3B-Mike Estabrook

R.A. Dickey won his third straight start and added two hits and an RBI for the Mets in a 4-3 win over the Marlins...Ruben Tejada collected his first major league extra-base hit and drove in the go-ahead run in the sixth for his first big league RBI...Jason Bay finished 2-4 and Angel Pagan added his sixth outfield assist of the season, getting Hanley Ramirez at the plate in the third inning...Francisco Rodriguez worked around a hit and a walk in the ninth inning for his 11th save of the season.

Saturday, June 5 Mets 6, Marlins 1

	1	2	3	4	5	6	7	8	9	R	H	E
Marlins	0	0	0	0	0	0	1	0	0	1	7	0
METS	0	2	3	0	1	0	0	0	X	6	10	0

WP-Niese (2-2)
LP-Robertson (4-5)
S-None

E-None. DP-New York-2; Florida-1. LOB-New York-5; Florida-6. 2B-Davis, I.-2 (11), Uggla (13), Tejada (2), Pagan (9), Coghlan (8). 3B-None. HR-Wright, D (10). SB-None. S-None. SF-None. Time-2:15. Attendance-37,165.

HP-Mike Winters; 1B-Hunter Wendelstedt; 2B-Mike Estabrook; 3B-Brian Runge

Jonathon Niese pitched effectively in his return from the Disabled List, David Wright hit a home run and drove in three runs and the Mets beat the Marlins, 6-1...Niese, who had been sidelined since injuring his hamstring on May 16th, went 7.0 innings and allowed one run...He struck out six...Ike Davis finished with a career-best four hits, while Wright's home run was the 150th of his career...He also singled home the 600th run of his career in the fifth...Jeff Francoeur finished 2-4.

Sunday, June 6 Mets 7, Marlins 6

	1	2	3	4	5	6	7	8	9	R	H	E
Marlins	0	0	0	1	0	4	1	0	0	6	10	0
METS	0	0	0	0	0	3	3	1	X	7	12	2

WP-Feliciano (2-2)
LP-Hensley (1-2)
S-Rodriguez (12)

E-Pagan, Barajas. DP-New York-0; Florida-1. LOB-New York-10; Florida-9. 2B-Francoeur, Barajas, Maybin. 3B-None. HR-Francoeur (6), Uggla (13), Ross (6). SB-Pagan (10). S-Nolasco, Maybin. SF-Paulino. Time-3:20. Attendance-36,612.

HP-Hunter Wendelstedt; 1B-Mike Estabrook; 2B-Brian Runge; 3B-Mike Winters

Jeff Francoeur hit a game-tying three-run home run to help the Mets rally from a five-run deficit and finish a three-game sweep of the Marlins with a 7-6 win that ran their home winning streak to eight games...The Marlins led 5-0 after scoring four runs in the sixth innings, but the Mets scored three times in the sixth and then three more in the seventh on Francoeur's shot to left center field...Angel Pagan, who had a two-run single in the sixth, scored the go-ahead run in the seventh on Ike Davis' double-play grounder...Pedro Feliciano earned his second win and Francisco Rodriguez picked up his 12th save of the season.

Tuesday, June 8 Mets 2, Padres 1

	1	2	3	4	5	6	7	8	9	10	11	R	H	E
Padres	1	0	0	0	0	0	0	0	0	0	0	1	6	1
METS	0	0	0	0	0	0	1	0	0	0	1	2	9	1

WP-Dessens (1-1)
LP-Mujica (2-1)
S-None

E-Wright, Richard. DP-San Diego-1; New York-0. LOB-San Diego-6; New York-8. 2B-Wright, Gonzales, Zawadzki. 3B-Pagan. HR-Reyes (2), Davis (7). SB-Wright (11), Pagan (11). S-Richard, Headley. SF-None. Time-3:02. Attendance-30,086.

HP-Tim Welke; 1B-Jim Reynolds; 2B-Bill Welke; 3B-Mike DiMuro

Ike Davis hit a walk-off home run in the 11th inning and the Mets pushed their home winning streak to nine with a 2-1 victory over the Padres...Mike Pelfrey went 9.0 innings, but did not factor into the decision...His only blemish was a run-scoring double by Adrian Gonzalez in the first...The Mets tied the game in the seventh on a solo shot by Jose Reyes...The game remained tied until Davis drove Edward Mujica's pitch deep into the rightfield seats.

Thursday, June 10 (1) Padres 4, Mets 2

	1	2	3	4	5	6	7	8	9	R	H	E
Padres	0	0	0	1	2	0	1	0	0	4	9	0
METS	0	2	0	0	0	0	0	0	0	2	2	1

WP-Latos (6-4)
LP-Santana (4-3)
S-Bell (17)

E-Wright. DP-San Diego-0; New York-4. LOB-San Diego-7; New York-1. 2B-Eckstein, Headley. HR-Blanco (2). S-None. SF-Hairston. Time-2:47. Attendance-32,365.

HP-Jim Reynolds; 1B-Angel Campos; 2B-Mike DiMuro; 3B-Tim Welke

Padres pitching retired 22 consecutive Mets after Henry Blanco's two-run home run in the second inning and San Diego stopped the Mets home winning streak at nine with a 4-2 victory in game one of a doubleheader...Mat Latos, Luke Gregerson, Mike Adams and Heath Bell did not allow a baserunner after Blanco's home run, and combined to strike out 12 Mets...Latos earned his sixth win, accounting for eight of the strikeouts...Johan Santana was touched up for four runs in 6.2 innings to suffer his third loss of the season.

Thursday, June 10 (2) Mets 3, Padres 0

	1	2	3	4	5	6	7	8	9	R	H	E
Padres	0	0	0	0	0	0	0	0	0	0	1	1
METS	0	1	2	0	0	0	0	0	X	3	8	0

WP-Niese (3-2)
LP-Garland (6-4)
S-None

E-Torrealba (2). DP-San Diego-1; New York-0. LOB-San Diego-1; New York-6. 2B-Carter, Denorfia. 3B-None. HR-None. SB-Pagan (12), Reyes (15). S-None. SF-None. Time-2:18. Attendance-28,072.

HP-Bill Welke; 1B-Mike DiMuro; 2B-Tim Welke; 3B-Angel Campos

Jonathon Niese threw a one-hitter for his first career shutout and the Mets salvaged a split of a doubleheader by beating the Padres, 3-0...Niese allowed only a third-inning double to Chris Denorfia to toss the first complete-game one-hitter by a Mets pitcher since Aaron Heilman on April 15, 2005...The lefthander also faced just one batter above the minimum in New York's first complete game of the season...He retired 21 batters to end the game and struck out six...Ruben Tejada hit into the 10th triple play in team history in the second inning.

Friday, June 11 Mets 5, Orioles 1

	1	2	3	4	5	6	7	8	9	R	H	E
METS	1	0	0	3	0	0	0	1	0	5	10	0
Orioles	0	0	0	0	0	0	1	0	0	1	11	1

WP-Dickey (4-0)
LP-Guthrie (3-7)
S-None

E-Guthrie. DP-New York-1; Baltimore-1. LOB-New York-6; Baltimore-10. 2B-Reyes, Wright, Markakis, Scott, Patterson.
HR-Carter (1). SB-Reyes (16), Patterson (7), Moore,(3). Time-2:35.
Attendance-28,554.

HP-Ed Rapuano; 1B-Tom Hallion; 2B-Ron Kulpa; 3B-Lance Barksdale

Chris Carter hit his first career home run and the Mets got a strong start from R.A. Dickey to beat the Orioles, 5-1...Dickey won his fourth consecutive start, striking out eight and allowing one run in 7.0 innings...The eight strikeouts set the righthander's career high...David Wright added three hits and two RBI for the Mets, who won for the sixth time in seven games...Carter's drive came in the fourth with Ike Davis and Jason Bay on base...Dickey then escaped a bases-load, no-out jam in the bottom of the inning by striking out Luke Scott and Adam Jones and getting Matt Weiters to pop out.

Saturday, June 12 Mets 3, Orioles 1

	1	2	3	4	5	6	7	8	9	R	H	E
METS	1	0	0	0	0	1	0	1	0	3	5	0
Orioles	1	0	0	0	0	0	0	0	0	1	7	1

WP-Takahashi (5-2)
LP-Matusz (2-7)
S-Rodriguez (13)

E-Wigginton. DP-New York-0; Baltimore-2. LOB-New York-2; Baltimore-6. 2B-Patterson, Markakis-2. HR-Reyes (3), Francoeur (7).
SB-Davis (1). S-Reyes, Patterson, C.Time-2:31. Attendance-42,248.

HP-Tom Hallion; 1B-Ron Kulpa; 2B-Lance Barksdale; 3B-Ed Rapuano

Jose Reyes led off the game with a home run, Hisanori Takahashi went a career-best 7.0 innings and the Mets took their first road series of the season with a 3-1 win over Baltimore...The victory also marked the team's first two-game road winning streak since July 25 and 26, 2009 in Houston...The Mets started the season 0-7-2 in series away from Citi Field, their longest drought since 1983...Jeff Francoeur also hit a home run in support of Takahashi, who allowed one run and six hits over his 7.0 innings...Pedro Feliciano tossed a scoreless eighth and Francisco Rodriguez worked a perfect ninth for his 13th save.

Sunday, June 13 Mets 11, Orioles 4

	1	2	3	4	5	6	7	8	9	R	H	E
METS	5	0	1	0	1	3	1	0	0	11	18	1
Orioles	2	1	0	0	0	0	1	0	0	4	11	1

WP-Pelfrey (9-1)
LP-Millwood (0-8)
S-None

E-Reyes, Hendrickson. DP-New York-1; Baltimore-1.
LOB-New York-7; Baltimore-10. 2B-Scott, Wright, Bay, Pagan.
HR-Wright-2 (12), Carter (2), Bay (4). SB-Patterson (8).
S-Patterson. SF-Cora, Scott, Tejada. Time-2:55. Attendance-24,848.

HP-Ron Kulpa; 1B-Lance Barksdale; 2B-Ed Rapuano; 3B-Tom Hallion

David Wright hit two home runs and the Mets pounded out a season-high 18 hits to sweep their first road series in nearly two years, beating Baltimore, 11-4...The win was the Mets' eighth in their last nine games and it marked the team's first road sweep since September, 2008 in Milwaukee...Wright's first home run highlighted a five-run first inning and he connected again in the sixth to make it 10-3...Jason Bay and Chris Carter hit a home run for the Mets, who pulled within 1.5 games of the first place Atlanta Braves...Mike Pelfrey benefited from the offensive outburst to win his fifth straight decision.

Wednesday, June 16 Mets 8, Indians 4

	1	2	3	4	5	6	7	8	9	R	H	E
METS	0	0	5	0	0	3	0	0	0	8	14	0
Indians	0	0	0	2	1	0	0	1	0	4	9	0

WP-Niese (4-2)
LP-Talbot (7-5)
S-None

E-None. DP-New York-0; Cleveland-2. LOB-New York-5; Cleveland-7. 2B-Pagan, Wright, Davis, Bay, Carter, Francoeur, Donald. HR-Duncan (3). SB-Pagan (14). S-Tejada. SF-Peralta. Time-2:50. Attendance-14,246.

HP-CB Bucknor; 1B-Doug Eddings; 2B-Dana DeMuth; 3B-Kerwin Danley

Jonathon Niese won his third straight start and Angel Pagan finished with three hits and three RBI to lead the Mets to their sixth straight win, 8-4 over Cleveland...It was the Mets' 10th win in their last 11 games and they improved to a major league-best 17-5 since May 21...They also moved within a half-game of first-place Atlanta...Niese improved to 3-0 with a 1.57 ERA in three June starts after the Mets scored five times in the third inning to lead, 5-0...Pagan had a two-run double in the third and then capped the Mets' scoring with an RBI single in the sixth.

Tuesday, June 15 Mets 7, Indians 6

	1	2	3	4	5	6	7	8	9	R	H	E
METS	1	0	0	0	5	0	1	0	0	7	12	0
Indians	0	3	0	1	0	0	0	0	2	6	9	3

WP-Santana (5-3)
LP-Masterson (2-6)
S-Rodriguez (14)

E-Donald-2, Masterson. DP-New York-1; Cleveland-2.
LOB-New York-7; Cleveland-4. 2B-Crowe. HR-Davis (8), Hafner (8), Duncan (2). SB-Pagan (13), Reyes (17). Time-2:41.
Attendance-12,882.

HP-Kerwin Danley; 1B-CB Bucknor; 2B-Doug Eddings; 3B-Dana DeMuth

Ike Davis' two-run home run capped a five-run fifth inning and the Mets rallied to beat Cleveland, 7-6...Trailing 4-1 heading to the fifth inning, the Mets scored five times and went ahead 6-4 when Davis drove a pitch out to centerfield with David Wright aboard...Johan Santana picked up the win, his first since May 23rd, and the Mets improved to 10-2 in June...Cleveland cut the lead to one in the ninth on Shelley Duncan's pinch-hit, two-run home run off Francisco Rodriguez, but the closer settled down to pick up his 14th save of the season.

Thursday, June 17 Mets 6, Indians 4

	1	2	3	4	5	6	7	8	9	R	H	E
METS	3	0	0	2	0	0	1	0	0	6	14	2
Indians	0	1	1	0	1	0	1	0	0	4	10	1

WP-Dickey (5-0)
LP-Westbrook (4-4)
S-Rodriguez (15)

E-Tejada, Pagan, Branyan. DP-New York-0; Cleveland-0.
LOB-New York-9; Cleveland-9. 2B-Reyes, Santana. 3B-Reyes.
SB-Choo (11). S-Tejada. SF-Francoeur. Time-2:49.
Attendance-14,339.

HP-Doug Eddings; 1B-Dana DeMuth; 2B-Kerwin Danley; 3B-CB Bucknor

R.A. Dickey won again and the Mets swept their second consecutive road series with a 6-4 win over Cleveland to stretch their winning streak to seven games...Jose Reyes had three hits, falling a home run short of the cycle, to help the Mets' win a franchise record eight-straight interleague games...Dickey tied a club record for a starter by winning his first five decisions...The righthander joined Bobby Ojeda (1986), Armando Reynoso (1997) and Kenny Rogers (1999) as the only Mets to accomplish the feat...Reyes had a run-scoring triple in the eighth to cap the scoring and Francisco Rodriguez worked the ninth for his 15th save.

Friday, June 18 Mets 4, Yankees 0

	1	2	3	4	5	6	7	8	9	R	H	E
METS	1	0	0	0	0	0	0	2	1	4	8	1
Yankees	0	0	0	0	0	0	0	0	0	0	8	0

WP-Takahashi (6-2)
 LP-Vazquez (6-6)
 S-Rodriguez (16)

E-Tejada. DP-Mets-1; Yankees-0. LOB-Mets-8; Yankees-11.
 2B-Wright, Reyes, Pagan, Francoeur, Cervelli. Time-3:41.
 Attendance-49,220.

HP-Mike Reilly; 1B-Chad Fairchild; 2B-Eric Cooper; 3B-Bill Miller

Hisanori Takahashi shut down the Yankees again and Angel Pagan drove in two runs to help the Mets run their winning streak to eight games with a 4-0 win...Takahashi went 6.0 shutout innings for the second consecutive start against the Yankees, picking up his sixth win of the season...David Wright used a headfirst slide to score in the first inning on Ike Davis' single to right and then made a barehanded play on Jorge Posada's bases loaded chopper in the sixth to throw out the Yankees catcher and preserve the Mets' 1-0 lead...Pagan doubled in two runs in the eighth and Jose Reyes drove home Jeff Francoeur in the ninth.

Saturday, June 19 Yankees 5, Mets 3

	1	2	3	4	5	6	7	8	9	R	H	E
METS	1	0	2	0	0	0	0	0	0	3	6	0
Yankees	1	0	2	2	0	0	0	0	X	5	8	0

WP-Hughes (10-1)
 LP-Pelfrey (9-2)
 S-Rivera (16)

E-None. DP-Mets-2; Yankees-1. LOB-Mets-3; Yankees-6.
 2B-Pagan, Cano. HR-Reyes-2 (5), Teixeira (11), Granderson (6).
 Time-2:39. Attendance-49,073.

HP-Chad Fairchild; 1B-Eric Cooper; 2B-Bill Miller; 3B-Mike Reilly

Phil Hughes outdueled Mike Pelfrey despite two home runs from Jose Reyes and the Yankees stopped the Mets' eight-game winning streak with a 5-3 win...Both Hughes and Pelfrey entered at 9-1 and the match-up marked the first time that two starters faced each other with at least nine wins and a winning percentage of .900 or higher...The Mets led 3-1 in the third inning after Reyes' second home run of the game, but Mark Teixeira tied the game with a two-run shot in the bottom of the inning...Curtis Granderson added another two-run home run in the fourth for the deciding runs.

Sunday, June 20 Yankees 4, Mets 0

	1	2	3	4	5	6	7	8	9	R	H	E
METS	0	0	0	0	0	0	0	0	0	0	4	0
Yankees	0	0	4	0	0	0	0	0	0	4	9	0

WP-Sabathia (8-3)
 LP-Santana (5-4)
 S-None

E-None. DP-Mets-2; Yankees-1. LOB-Mets-4; Yankees-6.
 2B-Tejada, Jeter, Posada. 3B-Cervelli. HR-Teixeira (12).
 SB-Wright (12). Time-2:41 (:22 Delay). Attendance-49,240.

HP-Mike Reilly; 1B-Chad Fairchild; 2B-Eric Cooper; 3B-Bill Miller

Mark Teixeira hit a grand slam off Johan Santana for the only runs of the game and the Yankees beat the Mets, 4-0...With the loss, the Mets finished 3-3 against their crosstown rivals...Santana went 6.0 innings and allowed eight hits while striking out three...After the game, Jenry Mejia was optioned to Binghamton (AA) of the Eastern League and the team recalled Bobby Parnell from Buffalo (AAA) of the International League.

Tuesday, June 22 Mets 14, Tigers 6

	1	2	3	4	5	6	7	8	9	R	H	E
Tigers	0	0	0	2	4	0	0	0	0	6	8	0
METS	2	0	8	1	0	3	0	0	X	14	16	0

WP-Nieve (2-3)
 LP-Verlander (8-5)
 S-None

E-None. DP-Detroit-1; New York-1. LOB-Detroit-7; New York-11.
 2B-Bay, Davis, Pagan, Wright, Cabrera, Inge, Jackson. 3B-Pagan.
 HR-Boesch (11). SB-Reyes (18), Francoeur (7), Bay (10). S-Niese.
 SF-Wright, Bay. Time-3:17 (:58 Delay). Attendance-32,263.

HP-Bob Davidson; 1B-Tim Lschida; 2B-Alfonso Marquez; 3B-Tim Timmons

Angel Pagan tied his career-high with four hits, David Wright scored three times and the Mets pummeled Justin Verlander and the Tigers, 14-6...The Mets set a season-high by scoring eight times in the third inning, struggling off a 58 minute rain delay in the middle of the frame...Jason Bay started the scoring in the third with an RBI double off Verlander, but the teams were pulled from the field as the rains came...After the delay, Jay Sporz relieved and hit the first two batters he faced in his major league debut and the Mets scored seven more time, capped by Ike Davis' two-run double...Fernando Nieve got the win in relief of Jonathon Niese.

Wednesday, June 23 Mets 5, Tigers 0

	1	2	3	4	5	6	7	8	9	R	H	E
Tigers	0	0	0	0	0	0	0	0	0	0	5	0
METS	0	0	1	0	1	0	3	0	X	5	8	0

WP-Dickey (6-0)
 LP-Bonderman (3-5)
 S-None

E-None. DP-Detroit-0; New York-1. LOB-Detroit-6; New York-6.
 2B-Wright. 3B-Reyes. HR-Reyes (6). SB-Reyes (19), Damon (5).
 S-Santiago. Time-2:25. Attendance-35,045.

HP-Tim Lschida; 1B-Alfonso Marquez; 2B-Tim Timmons; 3B-Bob Davidson

R.A. Dickey continued his hot start and the Mets picked up their 10th shutout of the season, beating the Tigers, 5-0...Dickey went 8.0 strong inning, allowing just four hits and two walks...He struck out four to become the first Mets pitcher to win six of his first seven starts...Jose Reyes finished 3-4 with three runs scored, missing the cycle by a double...He also stole a base...His fifth-inning solo home run off Jeremy Bonderman made it 2-0 and Ike Davis drove home two in a three-run eighth for the Mets.

Thursday, June 24 Tigers 6, Mets 5

	1	2	3	4	5	6	7	8	9	R	H	E
Tigers	1	0	2	0	3	0	0	0	0	6	12	0
METS	0	0	0	1	0	3	1	0	0	5	10	3

WP-Galarraga (3-1)
 LP-Takahashi (6-3)
 S-Valverde

E-None. DP-Detroit-1; New York-3. LOB-Detroit-10; New York-7.
 2B-Feliciano, J., Wright, Worth, Boesch. HR-Ordenez (10),
 Raburn (2). SB-Raburn (1), Jackson (11). SF-Cabrera. Time-3:21.
 Attendance-31,319.

HP-Alfonso Marquez; 1B-Tim Timmons; 2B-Bob Davidson;
 3B-Tim Lschida.

Magglio Ordonez and Ryan Raburn hit home runs and Detroit avoided a three-game sweep with a 6-5 win over the Mets...Hisanori Takahashi went 4.0 innings and allowed all six runs, walking four and surrendering eight hits...The Mets bullpen again pitched effectively, shutting out the opponent for the sixth straight game...Jesus Feliciano had three hits and David Wright finished 2-5 with an RBI.

Friday, June 25 Mets 5, Twins 2

	1	2	3	4	5	6	7	8	9	R	H	E
Twins	1	0	0	0	1	0	0	0	0	2	8	2
METS	0	0	0	3	1	1	0	0	X	5	7	0

WP-Pelfrey (10-2)
LP-Slowey (7-5)
S-Rodriguez (17)

E-Slowey, Span. DP-Minnesota-0; Mets-1. LOB-Minnesota-5; New York-2. 2B-Wright, Bay, Tejada, Punto. 3B-None.
HR-Wright (13), Span (3). SB-Span (15). S-Feliciano, J-2, Pelfrey, Slowey. SF-Reyes. Time-2:41. Attendance-36,244.

HP-Greg Gibson; 1B-Brian Knight; 2B-Gerry Davis; 3B-Sam Holbrook

David Wright hit a home run and drove in two runs in support of Mike Pelfrey, helping the Mets to a 5-2 win over Minnesota. Pelfrey went 6.0 innings and allowed two runs to win his 10th game of the season. Minnesota led 1-0 before the Mets scored three times in the fourth, highlighted by run-scoring doubles from Wright and Jason Bay. Wright's 13th home run in the sixth made it 5-2. Francisco Rodriguez worked around two hits in the ninth to register his 17th save of the season. Jose Reyes finished 2-3 with a run scored and an RBI.

Saturday, June 26 Twins 6, Mets 0

	1	2	3	4	5	6	7	8	9	R	H	E
Twins	4	0	0	1	0	0	0	0	1	6	10	0
METS	0	0	0	0	0	0	0	0	0	0	3	0

WP-Pavano (9-6)
LP-Santana (5-5)
S-None

E-None. DP-Minnesota-2; New York-2. LOB-Minnesota-4; New York-3. 2B-Hudson, Kubel, Young, Span. 3B-None.
HR-Kubel (10). S-Pavano. SF-None. Time-2:34. Attendance-37,510.

HP-Brian Knight; 1B-Gerry Davis; 2B-Sam Holbrook; 3B-Greg Gibson

Carl Pavano threw a three-hitter and the Twins beat Johan Santana and the Mets, 6-0. Santana was trying for his first career win against the Twins, which would give him a victory against all 30 major league teams. Instead, Pavano held the Mets to three singles in winning his ninth game of the season. Santana dropped to 5-5 on the season, allowing eight hits and five runs in 6.0 innings. He struck out four and walked two.

Sunday, June 27 Mets 6, Twins 0

	1	2	3	4	5	6	7	8	9	R	H	E
Twins	0	0	0	0	0	0	0	0	0	0	7	0
METS	0	0	0	2	4	0	0	0	X	6	14	0

WP-Niese (5-2)
LP-Baker (6-7)
S-None

E-None. DP-Minnesota-1; New York-1. LOB-Minnesota-9; New York-8. 2B-Francoeur, Feliciano, J. 3B-Bay. HR-Francoeur (8), Wright (14), Davis (9). SB-Wright (13). S-None. SF-None.
Time-3:14. Attendance-37,644.

HP-Gerry Davis; 1B-Sam Holbrook; 2B-Greg Gibson; 3B-Brian Knight

David Wright and Ike Davis hit consecutive home runs in a four-run fifth inning and Jeff Francoeur also connected as the Mets picked up their 11th shutout of the season with a 6-0 win over Minnesota. Wright and Francoeur each finished with three hits and two RBI and Jesus Feliciano also chipped in three hits to help the Mets win the rubber game of the series. Jonathon Niese threw 6.0 effective innings for the win. He struck out five and allowed four hits. Elmer Dessens, Pedro Feliciano and Bobby Parnell completed the shutout with an inning each.

Monday, June 28 Marlins 10, Mets 3

	1	2	3	4	5	6	7	8	9	R	H	E
METS	0	1	0	0	0	0	2	0	1	3	6	1
Marlins	1	0	4	0	0	1	1	3	X	10	9	0

WP-Nolasco (7-6)
LP-Dickey (6-1)
S-None

E-Reyes. DP-New York-0; Florida-0. LOB-New York-2; Florida-2. 2B-Nolasco, Sanchez, Ramirez. HR-Bay-2 (6), Ross (7), Coghlan (5), Stanton (2). SB-Coghlan (8). S-Sanchez. Time-2:37. Attendance-18,073.

HP-Mike Everitt; 1B-Adrian Johnson; 2B-Tim McClelland; 3B-Andy Fletcher

R.A. Dickey lost his first game in a Mets uniform and Florida pounded the Mets, 10-3, in San Juan, Puerto Rico, despite two home runs from Jason Bay. Dickey entered the game 5-0 in his first six starts with the Mets, but the Marlins touched up the righthander for five runs in 5.0 innings, before hitting three home runs off the Mets bullpen. Bay tied the game at one in the second with a shot off Ricky Nolasco, before connecting again off Nolasco in the seventh with a man aboard. Bay and David Wright both finished 2-4.

Tuesday, June 29 Marlins 7, Mets 6

	1	2	3	4	5	6	7	8	9	R	H	E
METS	1	0	2	0	0	0	1	0	2	6	12	0
Marlins	0	0	6	0	0	0	0	1	1	7	13	0

WP-Nunez (3-1)
LP-Feliciano (2-3)
S-None

E-Reyes. DP-New York-0; Florida-3. LOB-New York-4; Florida-8. 2B-Reyes, Tatis, Carter, Cantu-2, Coghlan. HR-Ramirez (12), Uggla (15). SB-None. Time-3:11. Attendance-18,373.

HP-Adrian Johnson; 1B-Tim McClelland; 2B-Andy Fletcher; 3B-Mike Everitt

Dan Uggla's game-ending single spoiled a Mets ninth-inning rally and the Marlins beat New York, 7-6 in San Juan, Puerto Rico. The Mets scored twice off Marlins closer Leo Nunez in the ninth, tying the game on Josh Thole's pinch-hit single. The Mets led 3-0 early, but the lead was erased during a six-run third inning, highlighted by Hanley Ramirez's grand slam off Hisanori Takahashi. In the bottom of the ninth, Pedro Feliciano got two quick outs before Jorge Cantu doubled to right-center. Uggla followed with his grounder up the middle to score the winning run.

Friday, June 30 Mets 6, Marlins 5

	1	2	3	4	5	6	7	8	9	R	H	E
METS	3	1	0	0	0	1	1	0	1	6	10	0
Marlins	2	0	0	0	2	0	0	1	0	5	17	4

WP-Dessens (2-1)
LP-Sanabia (0-1)
S-None

E-Sanchez, Cantu, Uggla. DP-New York-1; Florida-1. LOB-New York-8; Florida-13. 2B-Feliciano, J, Wright, Cora, Coghlan, Cantu, Sanchez. HR-None. SB-Feliciano, J. (1), Ramirez (15). S-Volstad 2. Time-3:51. Attendance-19,232.

HP-Tim McClelland; 1B-Andy Fletcher; 2B-Mike Everitt; 3B-Adrian Johnson

The Mets scored three times in the first inning, then had to hold on for a 6-5 win over the Marlins in the finale of the teams' trip to San Juan, Puerto Rico. The win kept the Mets from being swept in the three-game "home" series for the Marlins, and stopped a four-game losing streak away from Citi Field. David Wright drove in two runs during a three-run first and also scored, finishing the game 2-5. Mike Pelfrey allowed a career-high 12 hits in a no-decision. Francisco Rodriguez got four outs for his 18th save. The Marlins finished with 17 hits.

Thursday, July 1 Nationals 2, Mets 1

	1	2	3	4	5	6	7	8	9	R	H	E
METS	1	0	0	0	0	0	0	0	0	1	8	0
Nationals	0	0	0	0	0	0	1	0	1	2	9	0

WP-Capps (1-3)
 LP-Feliciano (2-4)
 S-None

E-None. DP-New York-0; Washington-0. LOB-New York-7; Washington-11. 2B-Desmond, Dunn (24). HR-None. SB-None. S-Tejada, Santana, Hernandez, Nieves. SF-Zimmerman. Time-2:43. Attendance-20,167.

HP-Jim Reynolds; 1B-Tim Welke; 2B-Scott Barry; 3B-Bill Welke

Ryan Zimmerman lifted a sacrifice fly to right field off Ryota Igarashi in the ninth inning to give the Nationals a 2-1 win over the Mets...Ike Davis drove home Jesus Feliciano in the first inning for a 1-0 lead and Johan Santana kept the Nationals off the board until the seventh...Niyjer Morgan's RBI single tied the game at one and it remained scoreless until Zimmerman's fly ball in the ninth...Santana struck out seven over 7.0 innings, allowing six hits and two walks.

Friday, July 2 Mets 5, Nationals 3

	1	2	3	4	5	6	7	8	9	R	H	E
METS	1	0	0	4	0	0	0	0	0	5	8	0
Nationals	0	0	0	0	0	0	1	0	2	3	9	1

WP-Niese (6-2)
 LP-Atilano (6-5)
 S-Rodriguez (19)

E-Desmond. DP-New York-0; Washington-0. LOB-New York-7; Washington-5. 2B-Wright, Niese, Desmond, Rodriguez (13). 3B-Cora. HR-Willingham (15). SB-Pagan (15). S-None. Time-2:56. Attendance-24,410.

HP-Tim Welke; 1B-Scott Barry; 2B-Bill Welke; 3B-Jim Reynolds

Francisco Rodriguez picked off Roger Bernadina at second base to escape a ninth-inning jam and give Jonathon Niese his fifth straight decision in the Mets' 5-3 win over the Nationals...The Nationals scored twice in the ninth to cut the lead to 5-3 and had runners on second and third...But Ruben Tejada flashed to the base behind Bernadina and Rodriguez delivered the throw to get out of the jam and pick up his 19th save of the season...Niese struck out eight and allowed one run and six hits in 7.0 innings to win his sixth game of the season...Alex Cora had a three-run triple and David Wright finished with three hits for the Mets.

Saturday, July 3 Nationals 6, Mets 5

	1	2	3	4	5	6	7	8	9	R	H	E
METS	1	0	1	0	0	0	0	3	0	5	8	1
Nationals	0	0	0	0	0	2	1	0	3	6	11	2

WP-Capps (2-3)
 LP-Rodriguez (2-2)
 S-None

E-Tejada (3), Rodriguez, I (2), Slaten (1). DP-New York-0; Washington-0. LOB-New York-9; Washington-11. 2B-Bay, Thole, Rodriguez, Dunn. 3B-Cora. HR-None. SB-Cora (2), Morgan (18). S-None. SF-Tejada. Time-3:34. Attendance-39,214.

HP-Scott Barry; 1B-Bill Welke; 2B-Jim Reynolds; 3B-Time Welke

The Nationals rallied for three runs off Francisco Rodriguez in the ninth inning to beat the Mets, 6-5...Rodriguez allowed three hits, three walks and three runs to suffer his fourth blown save of the season...Ivan Rodriguez had the winning hit, a single to right field to score Ryan Zimmerman...The ninth-inning rally spoiled a strong start from R.A. Dickey, who allowed two unearned runs in 7.0 innings while striking out four...Alex Cora had a triple for the second straight game and David Wright finished 2-5 with a run batted in.

Sunday, July 4 Mets 9, Nationals 5

	1	2	3	4	5	6	7	8	9	R	H	E
Mets	2	1	2	3	0	0	1	0	0	9	14	0
Nationals	0	0	0	0	0	3	1	1	0	5	12	1

WP-Takahashi (7-3)
 LP-Stammen (2-3)
 S-Rodriguez (20)

E-Stammen. DP-New York-1; Washington-0. LOB-New York-11; Washington-10. 2B-Barajas, Pagan-2, Francoeur, Feliciano, J., Willingham. 3B-Bay, Kennedy. HR-Davis (10), Zimmerman (14). SB-Wright-2 (15). S-Takahashi. SF-None. Time-3:49. Attendance-29,234.

HP-Bill Welke; 1B-Jim Reynolds; 2B-Tim Welke; 3B-Scott Barry.

Jason Bay drove in four runs and Ike Davis hit a two-run home run in the Mets' 9-5 win over Washington...Angel Pagan added two RBI and David Wright had two more hits for the Mets, who led 8-0 after five innings...The Mets picked up six of their nine runs with two outs to help Hisanori Takahashi to his seventh win of the season...The rookie lefthander went 5.0 innings and struck out seven, allowing a three-run home run in the sixth to Ryan Zimmerman...Wright and Jose Reyes were named to the All-Star team.

Monday, July 5 Reds 8, Mets 6

	1	2	3	4	5	6	7	8	9	R	H	E
Reds	1	0	0	0	6	1	0	0	0	8	11	2
METS	1	0	0	0	5	0	0	0	0	6	9	0

WP-Smith (2-1)
 LP-Pelfrey (10-3)
 S-Cordero (23)

E-Stubbs, Wood, T. DP-Cincinnati-0; New York-2. LOB-Cincinnati-6; New York-8. 2B-Cora, Votto, Bruce, Miller. 3B-Wright, Wood. HR-Pagan (5), Votto-2 (21). S-Tejada. SF-None. Time-3:10. Attendance-36,764.

HP-Jerry Meals; 1B-Mark Wegner; 2B-Dan Iassogna; 3B-Dale Scott

The Reds used a controversial hit-by-pitch call and two Joey Votto home runs to beat the Mets, 8-6...With the bases loaded and none out in the fifth, Scott Rolen checked his swing on a Mike Pelfrey pitch that was originally ruled to have nicked his bat for strike three...But the umpires convened and overturned the call, awarding Rolen first base and forcing home a run...The Mets cut the lead to 7-6 in their half of the inning behind a home run from Angel Pagan and a two-run double by Alex Cora...It was Pelfrey's first home loss of 2010.

Tuesday, July 6 Mets 3, Reds 0

	1	2	3	4	5	6	7	8	9	R	H	E
Reds	0	0	0	0	0	0	0	0	0	0	3	1
METS	0	0	1	0	0	2	0	0	X	3	7	1

WP-Santana (6-5)
 LP-Maloney (0-1)
 S-None

E-Cabrera, Bay. DP-Cincinnati-0; New York-0. LOB-Cincinnati-7; New York-5. 2B-Phillips. 3B-None. HR-Santana (1). SB-Pagan (16). S-Cabrera. SF-None. Time-2:29. Attendance-27,473.

HP-Mark Wegner; 1B-Dan Iassogna; 2B-Dale Scott; 3B-Jerry Meals

Johan Santana threw a three-hitter for his seventh career complete-game shutout and also hit his first major league home run in a 3-0 win over Cincinnati...The lefthander walked three, struck out five and threw 113 pitches, 78 for strikes...His first home run was a line drive off Matt Maloney in the third inning that struck the foul pole in right field...Jason Bay drove in the other two Mets runs...The starting infield of Ike Davis, Ruben Tejada, Jose Reyes, and David Wright made their 16th start as a unit, becoming the first home-grown infield in team history to make that many starts...Reyes finished with two hits and scored a run.

Wednesday, July 7 **Reds 3, Mets 1**

	1	2	3	4	5	6	7	8	9	R	H	E
Reds	0	0	1	0	0	0	2	0	0	3	7	0
METS	1	0	0	0	0	0	0	0	0	1	8	1

WP-Arroyo (9-4)
 LP-Niese (6-3)
 S-Cordero (24)

E-Wright. DP-Cincinnati-1; New York-0. LOB-Cincinnati-7; New York-7. 2B-Phillips, Niese, Davis. 3B-None. HR-Pagan (6), Phillips (12), Heisey (5). S-None. SF-None. Time-2:25. Attendance-30,029.

HP-Dan Iassogna; 1B-Dale Scott; 2B-Jerry Meals; 3B-Mark Wegner

Jonathon Niese equaled his career-best with eight strikeouts but surrendered two home runs as the Mets lost to the Reds, 3-1...Niese went 7.2 innings and allowed six hits and three runs, earned...Brandon Phillips and Chris Heisey went deep off the rookie lefthander in support of Bronson Arroyo, who limited the Mets to seven hits and one run in 8.0 innings...Angel Pagan gave the Mets a 1-0 lead in the first inning with his sixth home run of the season...Josh Thole went 2-3 with a walk and Pagan finished 2-4...Francisco Cordero finished for his 24th save.

Saturday, July 10 **Braves 4, Mets 0**

	1	2	3	4	5	6	7	8	9	R	H	E
Braves	0	0	0	0	4	0	0	0	0	4	15	1
METS	0	0	0	0	0	0	0	0	0	0	4	0

WP-Hudson (9-4)
 LP-Pelfrey (10-4)
 S-None.

E-Jones. DP-Atlanta-3; New York-3. LOB-Atlanta-13; New York-5. 2B-Pagan, Hudson, Diaz. 3B-None. HR-None. SB- Pagan-2 (19). S-Hudson. SF-None. Time-3:03. Attendance-37,793

HP-Bill Hohn; 1B-Gary Darling; 2B-Bruce Dreckman; 3B-Paul Emmel

Tim Hudson dominated for 7.0 innings, Omar Infante had three hits and the Braves moved five games ahead of the Mets in the NL East after a 4-0 win...Mike Pelfrey struggled, allowing a career-high tying 12 hits and four runs over 4.0 innings...The Mets finished with just four hits, three by Angel Pagan...Pagan also swiped two bags...Hisanori Takahashi threw 3.0 scoreless innings of relief and allowed one hit...The Braves had 15 hits.

Thursday, July 15 **Giants 2, Mets 0**

	1	2	3	4	5	6	7	8	9	R	H	E
METS	0	0	0	0	0	0	0	0	0	0	6	0
Giants	0	1	0	0	0	0	1	x		2	7	0

WP-Lincecum (10-4)
 LP-Dickey (6-3)
 S-None.

E-None. DP-San Francisco-1; New York-1. LOB-San Francisco-6; New York-5. 2B-Sandoval. 3B-None. HR-None. SB-Cora (3). S-Dickey. SF-None. Time- 2:11. Attendance-38,416.

HP-Ted Barrett; 1B-Brian O'Nora; 2B-Mike Estabrook; 3B-Phil Cuzzi

Carlos Beltran returned from the Disabled List but Tim Lincecum threw a six-hitter and the Giants beat the Mets, 2-0...Beltran went 1-4 with a single and a strikeout in his first game of the season after having off-season knee surgery...R.A. Dickey took the loss despite allowing one run over 7.0 innings...Pablo Sandoval broke a scoreless tie in the second with an RBI double...The game took just two hours and 11 minutes.

Friday, July 9 **Braves 4, Mets 2**

	1	2	3	4	5	6	7	8	9	R	H	E
Braves	1	0	0	0	1	0	2	0	0	4	12	0
METS	0	0	1	0	1	0	0	0	0	2	8	1

WP-O'Flaherty (3-1)
 LP-Dickey (6-2)
 S-Wagner (20)

E-Reyes. DP-Atlanta-0; New York-1. LOB-Atlanta-11; New York-8. 2B-Reyes, Davis, Escobar, McCann. 3B-None. HR-Cabrera (3), Infante (2). SB-Pagan (17), Cabrera (4). S-Hudson, Reyes. SF-Wright. Time-3:06. Attendance-36,356

HP-Paul Emmel; 1B-Bill Hohn; 2B-Gary Darling; 3B-Bruce Dreckman

Melky Cabrera and Omar Infante hit consecutive home runs off R.A. Dickey in the seventh inning and the Braves beat the Mets, 4-2...The home runs by Cabrera and Infante were the first Dickey allowed in 45.1 innings, a career-best streak that dated to May 30th...Dickey also tied his career-high with two hits and scored a personal-best two runs...Jose Reyes and David Wright each finished with an RBI and Jeff Francoeur picked up his eighth outfield assist of the season.

Sunday, July 11 **Mets 3, Braves 0**

	1	2	3	4	5	6	7	8	9	R	H	E
Braves	0	0	0	0	0	0	0	0	0	0	5	0
METS	0	0	1	0	0	1	0	1	X	3	13	0

WP-Santana (7-5)
 LP-Lowe (9-8)
 S-Rodriguez (21)

E-None. DP-Atlanta-2; New York-0. LOB-Atlanta-8; New York-11. 2B-Francoeur, Cabrera. 3B- Pagan. HR-Davis (11). SB- Tejada (1). S-Barajas. SF-None. Time-2:50. Attendance-36,402.

HP-Gary Darling; 1B-Bruce Dreckman; 2B-Paul Emmel; 3B-Mike Estabrook

Johan Santana threw 7.0 scoreless innings, Ike Davis hit a long home run and the Mets finished the first-half of the season with a 3-0 win over the Braves to move within four-games of first in the NL East...Angel Pagan went 3-5 with two singles and a triple and Davis launched his 11th home run to straight-away centerfield in the sixth inning...Santana allowed five hits and three walks, striking out five to win his seventh game of the season...Bobby Parnell and Francisco Rodriguez followed with a perfect inning each to close out the Mets' major league-high 13th shutout...Alex Cora and Josh Thole had two-out RBI singles for the Mets.

Friday, July 16 **Giants 1, Mets 0**

	1	2	3	4	5	6	7	8	9	R	H	E
METS	0	0	0	0	0	0	0	0	0	0	3	0
Giants	0	0	0	1	0	0	0	0	X	1	7	0

WP-Zito (8-4)
 LP-Niese (6-4)
 S-Wilson (24)

E-None. DP-San Francisco-0; New York-4. LOB-San Francisco-6; New York-4. 2B-Renteria, Posey, Beltran. 3B-None. HR-None. SB-None. S-Zito. SF-None. Time-2:13. Attendance-41,869.

HP-Brian O'Nora; 1B-Mike Estabrook; 2B-Phil Cuzzi; 3B-Ted Barrett

Barry Zito outdueled Jonathon Niese, combining with Brian Wilson on a three-hit shutout, and the Giants beat the Mets, 1-0...Carlos Beltran collected his first extra-base hit of the season, a seventh-inning double...Niese was the hard-luck loser, allowing one run over 7.0 innings and striking out four...Zito struck out 10 over 8.0 innings, allowing just Beltran's double and a single by Ruben Tejada...David Wright singled in the ninth off Wilson, but Beltran struck out to end the game.

Saturday, July 17		Giants 8, Mets 4										R	H	E	
	1	2	3	4	5	6	7	8	9						
METS	0	0	0	0	0	0	2	1	1			4	7	0	
Giants	0	5	1	0	0	0	2	0	X			8	12	0	

WP-Cain (7-8)
LP-Takahashi (7-4)
S-Wilson (25)

E-None. DP-San Francisco-0; New York-1. LOB-San Francisco-7; New York-6. 2B-Posey, Uribe. 3B-Beltran. HR-Davis-2 (13), Torres (8). SB-Pagan (20). S-Cain. SF-Wright. Time-2:47. Attendance-42,599.

HP-Mike Estabrook; 1B-Phil Cuzzi; 2B-Ted Barrett; 3B-Brian O’Nora

Ike Davis hit two home runs to snap a long scoreless drought by the Mets, but the Giants knocked Hisanori Takahashi out early to hang on for an 8-4 win...Davis’ seventh-inning home run stopped a string of 24 scoreless innings for the Mets, the team’s longest drought since they went 30 innings, July 24-28, 1992...Takahashi allowed six earned runs over 2.2 innings, including home runs to Andres Torres and Buster Posey...Davis hit another home run in the ninth inning for his second multi-home run game.

Sunday, July 18		Mets 4, Giants 3										R	H	E	
	1	2	3	4	5	6	7	8	9	10					
Mets	0	0	1	1	0	0	0	1	0	1		4	10	0	
Giants	1	0	0	0	0	0	0	0	2	0		3	12	0	

WP-Rodriguez (3-2)
LP-Wilson (2-1)
S-None.

E-None. DP-New York-1; San Francisco-0. LOB-New York-8; San Francisco-11. 2B-Pagan, Turner, Davis-2, Sandoval, Torres-2. 3B-None. HR-Wright (15). SB-Huff (4). S-Whiteside. SF-Posey. Time-3:13. Attendance- 37,326.

HP-Phil Cuzzi; 1B-Angel Campos; 2B- Brian O’Nora; 3B-Mike Estabrook

Ike Davis doubled home the go-ahead run in the 10th inning to avoid allowing a two-run, ninth-inning lead in a 4-3 win over the Giants...Francisco Rodriguez surrendered a two-run, game-tying single to Travis Ishikawa, but recovered to pick up the win thanks to Davis’ heroics...The Mets benefited from a questionable call in the ninth, when Ishikawa as the potential winning run was called out at the plate on a close play...In the 10th, Bay singled off Brian Wilson and scored on Davis’ double off the rightfield wall...David Wright added his 15th home run of the season in the fourth inning.

Monday, July 19		Diamondbacks 13, Mets 2										R	H	E	
	1	2	3	4	5	6	7	8	9						
METS	0	0	0	0	1	0	0	0	1			2	8	2	
Dbacks	4	2	0	0	0	5	0	2	X			13	18	1	

WP-Kennedy (5-7)
LP-Pelfrey (10-5)
S-None.

E-Reyes, Reynolds. DP-New York-1; Arizona-0. LOB-New York-10; Arizona-9. SB-Young (18). S-Valdes. SF-None. Time-3:20. Attendance- 18,253.

HP-Gerry Davis; 1B-Sam Holbrook; 2B-Greg Gibson; 3B-Brian Knight

Mike Pelfrey suffered through the shortest start of his career as Arizona routed the Mets, 13-2...Pelfrey lasted 1.2 innings, allowing six runs and seven hits to lose his fifth game of the season...Jose Reyes committed two errors and the Diamondbacks pounded out 18 hits, sending the Mets to their fourth loss in five games since the All-Star Break...Fernando Nieve allowed five runs in the sixth inning, including a long home run to Mark Reynolds...Angel Pagan and Reyes each drove in a run for the Mets.

Tuesday, July 20		Diamondbacks 3, Mets 2										R	H	E	
	1	2	3	4	5	6	7	8	9						
METS	0	0	0	0	0	0	0	1	1			2	6	0	
Dbacks	0	0	1	2	0	0	0	0	X			3	8	0	

WP-Enright (2-2)
LP-Dickey (6-4)
S-Gutierrez (3)

E-None. DP-New York-1;Arizona-2. LOB-New York-3;Arizona-6. 2B-Drew. 3B-Parra. HR-Thole (1), Pagan (7), Upton (16). SB-None. S-None. SF-None. Time-2:23. Attendance-18,749.

HP-Sam Holbrook; 1B-Greg Gibson; 2B-Brian Knight; 3B-Gerry Davis

Josh Thole and Angle Pagan hit late solo home runs, but the Mets rally fell short in a 3-2 loss to Arizona...The loss was the Mets’ eighth in their last 10 games and extended starter R.A. Dickey’s winless streak to five, despite another strong start from the righthander...He went 7.0 innings and allowed seven hits and three runs, earned...Thole hit his first major league home run, a shot to rightfield off Barry Enright...After Pedro Feliciano and Bobby Parnell got the game to the ninth, Pagan led off the inning with his seventh home run of the season...But Juan Gutierrez recovered to set down the next three in order for his third save.

Wednesday, July 21		Diamondbacks 4, Mets 3										R	H	E				
	1	2	3	4	5	6	7	8	9	10	11	12	13	14	R	H	E	
METS	1	0	1	0	0	1	0	0	0	0	0	0	0	0	0	3	7	1
Dbacks	1	1	0	1	0	0	0	0	0	0	0	0	0	1	4	12	1	

WP-Boyer (2-2)
LP-Nieve (2-4)
S-None.

E-Wright, Reynolds. DP-New York-1; Arizona-0. LOB-New York-9; Arizona-16. 2B- Pagan, Upton-2. 3B-None. HR-Pagan (8), Barajas (12), Young (17), Ryal (3), Reynolds (22). SB-Cora (4), Young, (19). S-None. SF-None. Time-4:45. Attendance-18,223.

HP-Greg Gibson; 1B-Brian Knight; 2B-Gerry Davis; 3B-Sam Holbrook

Pinch-hitter Chris Snyder singled home Justin Upton in the 14th inning to give the Diamondbacks a 4-3 win over the Mets and complete a three-game sweep...The loss marked just the second time the Mets were swept in 2010...Angel Pagan homered for the second consecutive game and Rod Barajas added his 12th of the season as the Mets managed just seven hits in 14 innings...Starter Jonathon Niese allowed three runs and struck out six in 5.0 innings, while the combined effort of Elmer Dessens, Pedro Feliciano, Bobby Parnell, Raul Valdes, Oliver Perez and Fernando Nieve kept the Diamondbacks scoreless until Snyder’s hit.

Thursday, July 22		Dodgers 2, Mets 0										R	H	E	
	1	2	3	4	5	6	7	8	9						
METS	0	0	0	0	0	0	0	0	0			0	5	0	
Dodgers	1	0	0	0	0	0	1	0	X			2	4	0	

WP-Kuroda (8-8)
LP-Takahashi (7-5)
S-Kuo (3)

E-None. DP-New York-0; Los Angeles-0. LOB-New York-5; Los Angeles-4. 2B-Kemp. 3B-None. HR-Kemp (17). SB-None. S-None. SF-None. Time-2:45. Attendance-42,299.

HP-Kerwin Danley; 1B-CB Bucknor; 2B-Doug Eddings; 3B-Dana DeMuth

Hiroki Kuroda outpitched countryman Hisnori Takahashi in the sixth major league match-up of starters born in Japan and the Dodgers beat the Mets, 2-0...The Mets extended their scoreless streak to 17.0 innings in losing their fourth in a row and for the seventh time in their last eight games...The loss also marked the 13th consecutive game in which they scored four or fewer runs...Takahashi allowed just three hits and two runs in 7.0 innings, but Kuroda was better, limiting the Mets to five hits and one walk over 8.0 innings...The Mets designated Fernando Nieve for assignment after the game.

Friday, July 23 Mets 6, Dodgers 1

	1	2	3	4	5	6	7	8	9	R	H	E
METS	1	1	0	0	0	0	0	4	0	6	8	0
Dodgers	0	0	0	0	1	0	0	0	0	1	5	2

WP-Santana (8-5)

LP-Padilla (4-3)

S-None.

E-DeWitt, Furcal. DP-New York-0; Los Angeles-0. LOB-New York-7; Los Angeles-5. 2B-Reyes, Bay, Martin. 3B-None. HR-Davis (14).

SB-None. S-Pagan. SF-Wright, Carroll. Time- 2:37.

Attendance-44,626.

HP-CB Bucknor; 1B-Doug Eddings; 2B-Dana DeMuth; 3B- Kerwin Danley

Johan Santana turned in another brilliant outing and Jason Bay drove in three runs to lead the Mets to a 6-1 win over the Dodgers...Santana went 7.0 innings and allowed one run and five hits to win his eighth game of the year and lower his season ERA to 2.79...The outing continued a string of five starts without allowing more than one run and throwing at least 7.0 innings...The Mets snapped a 17.0-inning scoreless streak in the first when a Blake DeWitt error led to a run...Ike Davis hit a solo home run in the second to make it 2-0 and after the Dodgers got a run in the fifth, Jason Bay highlighted a four-run eighth inning with a three-run double.

Sunday, July 25 Dodgers 1, Mets 0

	1	2	3	4	5	6	7	8	9	R	H	E
METS	0	0	0	0	0	0	0	0	0	0	7	0
Dodgers	0	0	0	0	0	0	0	1	X	1	4	0

WP-Kershaw (10-5)

LP-Feliciano (2-5)

S-Jansen (1)

E-None. DP-Los Angeles-1; New York-1. LOB-Los Angeles-3;

New York-6. 2B-Wright, Castillo, Davis, Ethier, Martin. 3B-None.

HR-None. SB-None. S-None. SF-None. Time- 2:23.

Attendance- 39,897.

HP-Dana DeMuth; 1B-Kerwin Danley; 2B-CB Bucknor; 3B-Doug Eddings

Russell Martin's RBI double in the eighth inning was the only run of the game and the Dodgers sent the Mets to their fourth shutout loss on their 11-game West Coast road trip...The Mets finished their trip to San Francisco, Arizona and Los Angeles 2-9 and went scoreless over the swing's final 16.0 innings...Starter R.A. Dickey went 5.2 innings and struck out six before leaving with an injury to his left leg...The shutout marked the 15th time in 16 games the Mets scored four or fewer runs...Pedro Feliciano took the loss and Kenley Jansen worked the ninth for his first career save.

Wednesday, July 28 Cardinals 8, Mets 7

	1	2	3	4	5	6	7	8	9	10	11	12	13	R	H	E
Cardinals	6	0	0	0	1	0	0	0	0	0	0	1	8	16	0	0
METS	2	0	0	0	1	0	4	0	0	0	0	0	7	13	0	0

WP-MacDougal (1-0)

LP-Feliciano (2-6)

S-Franklin (19)

E-None. DP- Cardinals-1; New York-2. LOB- Cardinals 11;

New York-9. 2B-Rasmus, Holiday, Hessman, Pagan. 3B- None.

HR- Holiday (19), Beltran (1), Pagan (9). SB- None. S- None.

SF-None. Time-4:32. Attendance-35,009.

HP-Derryl Cousins; 1B-D.J. Reย์burn; 2B-Jim Wolf; 3B-Marvin Hudson

Albert Pujols drove in the go-ahead run in the 13th inning and the Cardinals withstood a late Mets rally to win, 8-7...Starter Johan Santana allowed six first-inning runs for the first time in his career and permitted a personal-high 13 hits, but the Mets rallied for four runs in the eighth inning to tie the game...The Mets got a two-run home run from Angel Pagan and a two-run single from Ike Davis to erase the deficit...The game remained tied until the 13th when Pujols drove Pedro Feliciano's pitch through the left side to score Skip Schumaker and gave the Cardinals the lead...Ryan Franklin worked a perfect 13th for the save.

Saturday, July 24 Dodgers 3, Mets 2

	1	2	3	4	5	6	7	8	9	10	11	12	13	R	H	E
METS	0	0	0	0	0	2	0	0	0	0	0	0	0	2	9	2
Dodgers	1	0	0	1	0	0	0	0	0	0	0	0	1	3	9	0

WP-Sherrill (1-1)

LP-Perez (0-4)

S-None.

E-Pelfrey, Dessens. DP-Los Angeles-1; New York-1.

LOB-Los Angeles-9; New York-11. 2B-Castillo, Davis, Kemp.

3B-DeWitt. HR-Loney (7). SB-Pagan-2 (22). S-Reyes, Monasterios.

SF-Paul. Time- 4:15. Attendance- 43,506.

HP-Doug Eddings; 1B-Dana DeMuth; 2B-Kerwin Danley; 3B-CB Bucknor

James Loney hit a walk-off home run of Oliver Perez in the 13th inning as the Mets fell to the Dodgers, 3-2...Down 2-0 in the sixth, the Mets tied the game on run scoring singles from Rod Barajas and Jose Reyes...Reyes' single off Jack Taschner turned out to be the final hit of the game for the Mets...Starter Mike Pelfrey allowed a first-inning run for the eighth time in nine outings and went 5.0 innings...He allowed two runs and six hits in route to a no-decision...The loss was Perez's fourth of the season and came after the lefthander worked out of a bases-loaded jam in the 13th inning.

Tuesday, July 27 Mets 8, Cardinals 2

	1	2	3	4	5	6	7	8	9	R	H	E
Cardinals	1	0	0	0	0	0	0	1	0	2	10	0
METS	0	1	0	3	2	2	0	0	X	8	9	2

WP-Niese (7-4)

LP-Wainwright (14-6)

S-None

E-Wright, Davis. DP-Cardinals-0; New York-2. LOB-Cardinals-10;

New York-6. 2B-Beltran. 3B- None. HR- Francoeur (9), Reyes (7).

SB- Pagan (23). S-Wainwright. SF-Wright. Time-2:48

Attendance-37,479.

HP-Marvin Hudson; 1B-Derryl Cousins; 2B-D.J. Reย์burn; 3B-Jim Wolf

Jeff Francoeur hit a tie-breaking, three-run home run and the Mets roughed up Adam Wainwright and the Cardinals, 8-2...Carlos Beltran finished 2-3 with a run scored, an RBI and a walk...Down 1-0 in the second, Ike Davis drove in a run with a groundout and the game remained tied until the fourth...Francoeur lined a Wainwright pitch out to left centerfield to give the Mets a 4-1 lead...The Mets added two more runs off the Cardinals ace in the fifth to make it 6-1...Jose Reyes' two-run home in the sixth made it 8-1...Jason Bay was diagnosed with a concussion earlier in the day.

Thursday, July 29 Mets 4, Cardinals 0

	1	2	3	4	5	6	7	8	9	R	H	E
Cardinals	0	0	0	0	0	0	0	0	0	0	4	1
METS	0	0	3	0	1	0	0	0	X	4	7	0

WP-Dickey (7-4)

LP-Hawksworth (4-7)

S-Rodriguez (22)

E-Greene. DP-St. Louis-0; New York-2. LOB-St. Louis-4;

New York-9. 2B- Jay, Reyes. 3B- Pagan. HR-Davis (15). SB-None.

S-None. SF-None. Time- 2:26 Attendance- 40,087

HP-D.J. Reย์burn; 1B- Jim Wolf; 2B- Marvin Hudson; 3B-Derryl Cousins

R.A. Dickey pitched into the ninth inning and Ike Davis hit a three-run home run to lead the Mets to a 4-0 win over the Cardinals and their first series win in more than a month...Angel Pagan tripled and scored twice in support of Dickey, who won for the first time since June 23rd against Detroit and extended his scoreless streak to a career-best 17.0 innings...With one out in the third and Jose Reyes and Pagan aboard, Davis drove the first pitch from Blake Hawksworth out to right-center-field for his 15th home run of the season.

Friday, July 30 Diamondbacks 9, Mets 6

	1	2	3	4	5	6	7	8	9	R	H	E
Dbacks	3	0	1	0	0	5	0	0	0	9	13	1
METS	3	0	2	0	0	0	1	0	0	6	7	2

WP-Kennedy (6-8)

LP-Valdes (2-3)

S-None.

E-LaRoche, Blanco, Reyes. DP-Arizona-0; New York-0.

LOB-Arizona-7; New York-6. 2B-Montero, Drew, Young, Reynolds,

Reyes. 3B-None. HR-Johnson (17), Montero (4), Wright-2 (17)

SB-Johnson (10), Young (22) S-None. SF-None. Time- 3:27.

Attendance-34,280

HP-Chad Fairchild; 1B-Eric Cooper; 2B-Mike Muehlinski; 3B-Bill Miller

David Wright hit two home runs and drove in five runs, but Arizona used a five-run sixth inning to beat the Mets, 9-6...With the Mets trailing 3-0 in the first and two men aboard, Wright launched a long home run into the seats in left field to tie the game...Two innings later, Angel Pagan hit another impressive shot to straightaway center that gave the Mets a 5-4 lead...However, the Mets couldn't hold it as the Diamondbacks scored five times in the sixth inning on a two-run home run by Kelly Johnson and a three-run shot by Miguel Montero...Angel Pagan added a run-scoring single in the seventh to cap the scoring.

Sunday, August 1 Diamondbacks 14, Mets 1

	1	2	3	4	5	6	7	8	9	R	H	E
Dbacks	0	0	0	3	5	0	2	1	3	14	16	0
METS	0	0	0	1	0	0	0	0	0	1	5	2

WP-Hudson (2-1)

LP-Niese (7-5)

S-None.

E-Wright, Pagan. DP-Arizona-0; New York-0.

LOB-Arizona-8; New York-5. 2B-LaRoche, Cora. 3B-None.

HR-LaRoche-2 (16). SB-None. S-None. SF-Crosby, Davis,

Time- 2:41. Attendance- 35,014.

HP-Mike Muehlinski; 1B-Bill Miller; 2B-Chad Fairchild; 3B-Eric Cooper

Adam LaRoche hit two home runs and drove in a career-best six runs as Arizona took five of six from the Mets in the season series after a 14-1 win...Starter Jonathon Niese took the loss, his fifth, after allowing seven runs, six earned in 4.1 innings...The Diamondbacks hit four home runs, two off Niese and two off Elmer Dessens...Daniel Hudson went 8.0 innings in his Diamondbacks debut, limiting the Mets to three hits, including a double by Alex Cora...Ike Davis drove in the lone New York run in the fourth inning.

Tuesday, August 3 Mets 3, Braves 2

	1	2	3	4	5	6	7	8	9	R	H	E
METS	0	0	1	0	0	0	1	0	1	3	9	0
Braves	0	1	0	0	0	1	0	0	0	2	6	1

WP-Acosta (2-1)

LP-Wagner (5-2)

S-Rodriguez (23)

E-Gonzalez. DP-Atlanta-1; New York-1. LOB-Atlanta-10;

New York 7. 2B-Reyes, Castillo, Heyward, Infante. 3B-Cabrera.

HR-Francoeur (10). SB-Thole (1). S-Dickey-2, Castillo. SF-None.

Time- 2:53. Attendance- 26,578.

HP-John Hirschbeck; 1B-James Hoyer; 2B-Laz Diaz; 3B-Wally Bell

Jeff Francoeur hit a solo home run in the top of the ninth inning off Billy Wagner to lift the Mets to a 3-2 win over the Braves...Trailing 2-1 in the seventh, Chris Carter came off the bench and delivered a pinch-hit RBI single...R.A. Dickey received a no-decision after allowing two runs over 6.0 innings...He had his scoreless streak snapped at 18.0 innings when Atlanta grabbed a 1-0 lead on Melky Cabrera's RBI groundout in the second...The Mets tied the game in the third when Jose Reyes collected an RBI double...Manny Acosta fired 1.2 scoreless innings against his former team to pick up the win.

Saturday, July 31 Mets 5, Diamondbacks 4

	1	2	3	4	5	6	7	8	9	R	H	E
Dbacks	0	0	1	0	0	0	3	0	0	4	10	0
METS	0	0	1	0	1	0	2	0	1	5	7	0

WP-Rodriguez (4-2)

LP-Gutierrez (0-6)

S-None.

E-None. DP-Arizona-0; New York-2. LOB-Arizona-8; New York-9.

2B-Montero, Abreu, Pagan, Wright. 3B-Feliciano, J. HR-None.

SB-None. S-Enright, Takahashi. SF-Upton, Beltran. Time-3:12.

Attendance-35,287.

HP-Eric Cooper; 1B-Mike Muehlinski; 2B-Bill Miller; 3B-Chad Fairchild

Jesus Feliciano tripled and scored on Carlos Beltran's ninth-inning sacrifice fly to lead the Mets to a 5-4 win over Arizona...David Wright drove in three runs and Hisanori Takahashi struck out a career-best 10 for the Mets, who won for the sixth time in 20 games...Feliciano led off the ninth with a shot into the gap right center for his first career triple...Jose Reyes then flied out and Angel Pagan and Wright were intentionally walked before Beltran's heroics...The outfielder then lifted a fly to right centerfield that scored Feliciano...Francisco Rodriguez earned his fourth win of the season with a perfect ninth inning.

Monday, August 2 Braves 4, Mets 1

	1	2	3	4	5	6	7	8	9	R	H	E
METS	0	0	0	0	1	0	0	0	0	1	8	0
Braves	3	0	0	0	0	0	1	0	X	4	11	2

WP-Hudson (12-5)

LP-Santana (8-6)

S-Wagner (25)

E-Hudson-2. DP-Atlanta-0; New York-0. LOB-Atlanta-9;

New York-10. 2B-Beltran, Diaz-2, Hudson,, Ankiel. 3B-None.

HR-Jones (8). SB-Pagan (24). S-None. SF-None.

Time- 3:00. Attendance- 33,030.

HP-Wally Bell; 1B-John Hirschbeck; 2B-James Hoyer; 3B-Laz Diaz

Johan Santana struck out a season-high 11, but Atlanta used a three-run first inning to beat the Mets and their ace, 4-1...Coming off a start where he allowed six first-inning runs, Santana allowed an RBI double to Matt Diaz and a two-run, two-out single to Rick Ankiel in the first...He settled down after that, notched a Mets season-best 11 strikeouts over 7.0 innings...The Mets cut it to 3-1 in the fifth on Carlos Beltran's RBI double, but Chipper Jones put the Braves back in front by three runs with a seventh-inning home run...The loss was the Mets' 10th in 14 games.

Wednesday, August 4 Braves 8, Mets 3

	1	2	3	4	5	6	7	8	9	R	H	E
METS	0	1	1	0	0	0	1	0	0	3	6	4
Braves	1	0	2	0	2	2	0	1	X	8	11	2

WP-Dunn (1-0)

LP-Pelfrey (10-6)

S-None.

E-Reyes, Davis, Wright, Ankiel, Infante. DP-Atlanta-1; New York-2.

LOB-Atlanta-8; New York-9. 2B-Reyes, McCann-2. 3B-None.

HR-Jones (9), McCann (15), Cabrera (4). SB-Reyes (21). S-Pagan,

Pelfrey. SF-Pagan. Time- 3:05. Attendance- 28,536.

HP-James Hoyer; 1B-Laz Diaz; 2B-Wally Bell; 3B-John Hirschbeck

Chipper Jones and Brian McCann each hit a solo home run as the Braves knocked off the Mets, 8-3, to win the rubber game of the three-game series...McCann finished with three hits and three RBI, while Jones scored three times and drove in two runs...Mike Pelfrey allowed five runs, three earned, over 4.2 innings to suffer the loss...A key error by Jose Reyes led to two runs in the fifth inning as Atlanta took a 5-2 lead...Luis Castillo was 2-3 with an RBI.

Friday, August 6

Phillies 7, Mets 5

	1	2	3	4	5	6	7	8	9	R	H	E
METS	0	0	1	1	0	0	0	0	3	5	10	0
Phillies	1	0	0	0	0	0	0	6	X	7	11	0

WP-Durbin (3-1)
LP-Parnell (0-1)
S-Lidge (13)

E-None. DP-Philadelphia-1; New York-0. LOB-Philadelphia-10; New York-4. 2B-Polanco. 3B-None. HR-Hessman (1). SB-None. S-Castillo. SF-Polanco. Time-2:38. Attendance-45,378.

HP-Mike DiMuro; 1B-Tim Welke; 2B-Jim Reynolds; 3B-Bill Welke

Philadelphia scored six times in the bottom of the eighth inning and hung on for a 7-5 victory...Bobby Parnell did not retire a batter and allowed four runs to take the loss...Carlos Ruiz snapped a 2-2 tie with an RBI single in the eighth...Jose Reyes delivered an RBI single plating Jeff Francoeur to even the game at 1-1 in third inning...The following inning, Josh Thole had a two-out RBI single to give New York a 2-1 lead...Mike Hessman belted a three-run home run in the ninth to cut the deficit to two runs...Jonathon Niese allowed one run over 7.0 innings in a no-decision.

Sunday, August 8

Phillies 6, Mets 5

	1	2	3	4	5	6	7	8	9	R	H	E
METS	2	0	0	0	0	1	2	0	0	5	10	1
Phillies	0	1	5	0	0	0	0	0	X	6	12	1

WP-Halladay (14-8)
LP-Dickey (7-5)
S-Lidge (14)

E-Reyes, Brown. DP-Philadelphia-1; New York-1. LOB-Philadelphia-6; New York-5. 2B-Reyes-2, Thole, Carter, Rollins, Werth. 3B-None. HR-Werth (16), Ibanez (11). SB-Pagan-2 (26). S-None. SF-None. Time-2:33. Attendance-45,402.

HP-Jim Reynolds; 1B-Bill Welke; 2B-Mike DiMuro; 3B-Tim Welke

Raul Ibanez belted a three-run home run off R.A. Dickey as part of a five-run Phillies third inning in a 6-5 victory over the Mets...Dickey lasted 3.0 innings, yielding six runs...Jayson Werth collected three hits, including a solo home run...Angel Pagan had two hits and two RBIs...Josh Thole had three hits, including a leadoff single in the ninth but was stranded at first in the one-run loss...Roy Halladay surrendered five runs over 7.0 innings with 10 strikeouts to pick up the win.

Wednesday, August 11

Rockies 6, Mets 2

	1	2	3	4	5	6	7	8	9	R	H	E
Rockies	0	0	0	0	0	1	5	0	0	6	10	0
METS	2	0	0	0	0	0	0	0	0	2	3	0

WP-Belisle (5-4)
LP-Takahashi (7-6)
S-None

E-None. DP-Colorado-0, New York-0. LOB-Colorado-7, New York-2. 2B-Helton. 3B-None. HR-Mora (3). SB-None. S-Niese. SF-Iannetta. Time-2:37. Attendance-30,554.

HP-Phil Cuzzi; 1B-D.J. Reyburn; 2B-Chris Guccione; 3B-Ed Rapuano

Former Met Melvin Mora hit a grand slam off Manny Acosta in the eighth inning to erase a 2-1 lead and Colorado tacked on another run to beat the Mets, 6-2...Angel Pagan slugged a two-run home run in the first inning to give the Mets an early 2-0 lead, but New York was held scoreless over the next eight innings...Jonathon Niese took a no-decision after allowing one run over 7.0 innings with seven strikeouts.

Saturday, August 7

Mets 1, Phillies 0

	1	2	3	4	5	6	7	8	9	R	H	E
METS	0	0	0	0	0	0	1	0	0	1	7	0
Phillies	0	0	0	0	0	0	0	0	0	0	5	0

WP-Santana (9-6)
LP-Hamels (7-8)
S-Rodriguez (24)

E-None. DP-Philadelphia-0; New York-1. LOB-Philadelphia-9; New York-8. 2B-Pagan, Beltran, Werth. 3B-None. HR-Francoeur (11). SB-Wright (16). S-Pagan. SF-None. Time-2:39. Attendance-45,194.

HP-Tim Welke; 1B-Jim Reynolds; 2B-Bill Welke; 3B-Mike DiMuro

Johan Santana (7.1 innings) and Francisco Rodriguez (1.2 innings) combined on a 1-0 shutout vs. Philadelphia...The duo held the Phillies to five hits and only one extra-base hit while racking up eight strikeouts...Jeff Francoeur hit a solo home run in the seventh inning off Cole Hamels for the game's lone run...It was the 25th time in team history that the Mets won a 1-0 game with a solo home run.

Tuesday, August 10

Mets 1, Rockies 0

	1	2	3	4	5	6	7	8	9	R	H	E
Rockies	0	0	0	0	0	0	0	0	0	0	4	0
METS	0	0	0	0	0	0	1	0	X	1	4	0

WP-Pelfrey (11-6)
LP-Jimenez (17-3)
S-Rodriguez (25)

E-None. DP-Colorado-0; New York-1. LOB-Colorado-5; New York-8. 2B-Gonzalez, Thole. 3B-None. HR-None. SB-Olivo (6). S-None. SF-Reyes. Time-2:51. Attendance-30,036.

HP-Ed Rapuano; 1B-Phil Cuzzi; 2B-D.J. Reyburn; 3B-Chris Guccione

Mike Pelfrey outdueled Ubaldo Jimenez as the Mets nipped the Rockies, 1-0, at Citi Field...Pelfrey worked 7.0 shutout frames allowing only four hits and struck out eight while throwing a career-high 122 pitches...Hisanori Takahashi and Francisco Rodriguez each pitched a scoreless frame...In the bottom of the seventh inning, Chris Carter walked and Josh Thole followed with a double...Jose Reyes hit a sacrifice fly scoring pinch-runner Jeff Francoeur with the winning run.

Thursday, August 12

Mets 4, Rockies 0

	1	2	3	4	5	6	7	8	9	R	H	E
Rockies	0	0	0	0	0	0	0	0	0	0	4	0
METS	2	0	0	0	0	0	2	0	X	4	9	0

WP-Santana (10-6)
LP-Hammel (7-8)
S-None

E-None. DP-Colorado-0, New York-1. LOB-Colorado-5, New York-7. 2B-Davis, Beltran. 3B-None. HR-None. SB-Reyes-2 (23). S-None. SF-Pagan, Martinez. Time-2:18. Attendance-32,272.

HP-D.J. Reyburn; 1B-Chris Guccione; 2B-Ed Rapuano; 3B-Phil Cuzzi

Johan Santana hurled a complete-game shutout allowing only four hits in New York's 4-0 triumph over Colorado...Santana issued two walks and racked up 10 strikeouts...The Mets jumped on top 2-0 in the first inning on an RBI single by Angel Pagan and a sacrifice fly from Carlos Beltran...Jose Reyes added an RBI single in the seventh...Carlos Beltran finished 3-4.

Friday, August 13										Mets 1, Phillies 0		
	1	2	3	4	5	6	7	8	9	R	H	E
Phillies	0	0	0	0	0	0	0	0	0	0	1	0
METS	0	0	0	0	0	1	0	0	X	1	5	0

WP-Dickey (8-5)
 LP-Hamels (7-9)
 S-None

E-None. DP-Philadelphia-0, New York-0. LOB-Philadelphia-2, New York-6. 2B-Wright, Beltran, Blanco. 3B-Hessman. HR-None. SB-Pagan-2 (28). S-None. SF-None. Time-2:09. Attendance-35,440.

HP-Ed Rapuano; 1B-Tom Hallion; 2B-Ron Kulpa; 3B-Lance Barksdale

R.A. Dickey threw a one-hitter in a 1-0 win over the Phillies...Cole Hamels had the lone Philadelphia hit, a sixth-inning single...David Wright and Carlos Beltran had consecutive doubles in the sixth inning for the only run of the game...Dickey's performance was the 35th one-hitter in team history...It was also Dickey's second career shutout...It was New York's fourth straight shutout over the Phillies at Citi Field in 2010.

Sunday, August 15										Phillies 3, Mets 1		
	1	2	3	4	5	6	7	8	9	R	H	E
Phillies	0	0	1	0	1	1	0	0	0	3	9	0
METS	0	0	1	0	0	0	0	0	0	1	6	1

WP-Kendrick (8-5)
 LP-Pelfrey (11-7)
 S-Lidge (16)

E-Wright. DP-Philadelphia-0, New York-0. LOB-Philadelphia-10, New York-6. 2B-Victorino-2. 3B-Werth. HR-Reyes (8). SB-Victorino (22), Rollins 2 (12). S-Pelfrey. SF-None. Time-3:04. Attendance-31,345.

HP-Ron Kulpa; 1B-Lance Barksdale; 2B-Ed Rapuano; 3B-Tom Hallion

The Phillies knocked off the Mets, 3-1...The Mets fell 10 games behind the NL East division leader...New York had five hits, including a solo home run from Jose Reyes in the third inning that tied the game, 1-1...Mike Pelfrey took the loss, permitting three runs over 7.0 innings...Placido Polanco drove in the go-ahead run with an RBI single in the fifth inning...Kyle Kendrick yielded one-run over 6.2 innings to pick up the win.

Tuesday, August 17										Astros 4, Mets 3		
	1	2	3	4	5	6	7	8	9	R	H	E
METS	1	1	0	0	0	0	0	1	0	3	8	0
Astros	3	0	0	0	0	0	0	1	X	4	9	0

WP-Melancon (1-0)
 LP-Santana (10-7)
 S-Lopez (1)

E-None. DP-Houston-1; New York-1. LOB-Houston-4; New York-7. 2B-Santana, Lee, Blum, Castro. 3B-None. HR-Wright (18), Pence-2 (18). SB-Reyes (24). S-None. SF-None. Time- 2:21. Attendance- 26,279

HP-Rob Drake; 1B-Joe West; 2B-Angel Hernandez; 3B-Dan Bellino

Houston's Hunter Pence hit a three-run home run in the first inning off Johan Santana and then added a solo blast in the bottom of the eighth inning to snap a 3-3 tie and lift the Astros to a 4-3 win...The Mets lefty hurled 8.0 innings in a complete-game loss...He allowed nine hits and four runs and struck out seven...Fernando Martinez had an RBI single in the first inning and Jose Reyes had an RBI groundout in the second inning...David Wright tied the game in the top of the eighth with his 18th home run of the year, a solo shot that led off the inning.

Saturday, August 14										Phillies 4, Mets 0		
	1	2	3	4	5	6	7	8	9	R	H	E
Phillies	0	0	1	0	1	2	0	0	0	4	9	1
METS	0	0	0	0	0	0	0	0	0	0	6	3

WP-Halladay (15-8)
 LP-Misch (0-1)
 S-None

E-Victorino, Misch, Tejada, Wright. DP-Philadelphia-0, New York-1. LOB-Philadelphia-8, New York-7. 2B-Dobbs. 3B-Reyes. HR-None. SB-None. S-None. SF-None. Time-2:32. Attendance-39,151.

HP-Tom Hllion; 1B-Ron Kulpa; 2B-Lance Barksdale; 3B-Ed Rapuano

Monday, August 16										Mets 3, Astros 1		
	1	2	3	4	5	6	7	8	9	R	H	E
METS	0	0	0	1	0	0	0	0	2	3	7	1
Astros	0	0	0	0	0	1	0	0	0	1	8	0

WP-Feliciano (3-0)
 LP-Lindstrom (2-4)
 S-Takahashi (1)

E-Feliciano. DP- Houston-3; New York-0. LOB-Houston-10; New York-4. 2B-Johnson, Lee. 3B-Francoeur. HR- Beltran (2). SB-Davis (2), Wright (17). S-None. SF-None. Time- 2:41. Attendance- 22,688.

HP-Dan Bellino; 1B-Rob Drake; 2B-Joe West; 3B-Angel Hernandez

Carlos Beltran hit a home run and Hisanori Takahashi closed out his first game for the Mets in a 3-1 win over Houston...The Mets learned earlier in the day that Francisco Rodriguez needed season-ending thumb surgery and would miss the rest of the season...Beltran's fourth-inning drive gave the Mets a 1-0 lead, but Chris Johnson tied the game in the sixth...David Wright scored on a wild pitch by Matt Lindstrom and Jeff Francoeur added a run-scoring triple later in the inning to give Takahashi a two-run cushion in his new role...He tossed a perfect ninth, striking out one for the save...Pedro Feliciano picked up the win, his sixth

Wednesday, August 18										Mets 3, Astros 2							
	1	2	3	4	5	6	7	8	9	10	11	12	13	14	R	H	E
METS	0	0	0	0	0	2	0	0	0	0	0	0	1	3	11	0	
Astros	0	0	0	0	0	0	1	1	0	0	0	0	0	2	11	0	

WP-Dessens (3-1)
 LP-Chacin (1-2)
 S-Acosta (1)

E-None. DP-New York-2; Houston-1. LOB-New York-16; Houston-7. 2B-Wright, Tejada, Dickey. 3B-Reyes. HR-Blum (1). SB-Pagan (29), Reyes-2 (26). S-Pagan, Bourn. SF-Davis. Time- 4:18. Attendance- 23,403.

HP-Joe West; 1B-Angel Hernandez; 2B-Dan Bellino; 3B-Rob Drake

Jose Reyes collected four hits and scored the winning run in the top of the 14th inning on Ike Davis' sacrifice fly as the Mets edged the Astros 3-2...Reyes walked in the 14th, was sacrificed to second, and stole third before coming around to score...R.A. Dickey and Brett Myers hooked up in a scoreless duel through six innings...Dickey gave the Mets a lead with an RBI double in the seventh and later scored on Angel Pagan's groundout...Geoff Blum hit a solo home run off Dickey with one out in the ninth to tie the game...New York's bullpen tossed 5.2 scoreless innings.

Thursday, August 19 Astros 3, Mets 2

	1	2	3	4	5	6	7	8	9	R	H	E
METS	0	0	0	2	0	0	0	0	0	2	3	0
Astros	0	0	0	0	0	0	3	0	0	3	6	1

WP-Norris (6-7)

LP-Misch (0-2)

S-Lyon (5)

E-Sanchez. DP-New York-0; Houston-0. LOB-Houston-3; New York-4. 2B-Pence. HR-Lee (16). SB-Pagan (30). Time-2:30. Attendance-26,271.

HP-Angel Hernandez; 1B-Dan Bellino; 2B-Rob Drake; 3B-Joe West

Carlos Lee stroked a three-run home run to left off Pat Misch in the seventh inning to give Houston a 3-2 victory...New York jumped on top, 2-0, in the fourth inning on an RBI groundout by Jeff Francoeur and an infield single by Chris Carter...The Mets mustered just three hits...Bud Norris tossed 7.0 innings allowing two runs to pick up the win...Reyes was stranded in scoring position in the eighth inning and the Mets went 1-2-3 in the ninth.

Friday, August 20 Mets 7, Pirates 2

	1	2	3	4	5	6	7	8	9	R	H	E
METS	3	0	2	2	0	0	0	0	0	7	15	1
Pirates	0	1	1	0	0	0	0	0	0	2	6	1

WP-Pelfrey (12-7)

LP-Karstens (2-10)

S-None

E-Wright, Taabata. DP-New York-1; Pittsburgh-1. LOB-New York-7, Pittsburgh-6; 2B-Pagan, Reyes, Walker, Cedeno. 3B-None. HR-Carter (3), Doumit (10). SB-Reyes (27), Wright (18), McCutchen (26). S-Karstens. SF-None. Time-2:53. Attendance-23,695.

HP-Andy Fletcher; 1B-Adrian Johnson; 2B-Tim McClelland; 3B-D.J. Reyburn

David Wright and Jose Reyes each collected three hits as the Mets pounded out 15 hits en route to a 7-2 win at Pittsburgh...New York scored three times in the first inning to break the game open...Chris Carter added a solo home run in the third...Carter and Josh Thole each finished with two RBI...Reyes and Wright also each scored twice and had a stolen base...Mike Pelfrey permitted one earned run over 8.0 innings to notch his 12th win.

Saturday, August 21 Mets 5, Pirates 1

	1	2	3	4	5	6	7	8	9	R	H	E
METS	1	0	0	1	3	0	X	X	X	5	7	0
Pirates	0	0	1	0	0	X	X	X	X	1	5	0

WP-Niese (8-5)

LP-McDonald (2-3)

S-None

E-Alvarez. DP-New York-0; Pittsburgh-0. LOB-New York-8; Pittsburgh-5. 2B-Reyes, Davis, Pagan, McCutchen-2, Tabata. 3B-None. HR-Wright (19). SB-None. S-Tabata-2. SF-Tejada. Time-1:39 (1:26 delay). Attendance-28,759.

HP-Adrian Johnson; 1B-Tim McClelland; 2B-D.J. Reyburn; 3B-Andy Fletcher

David Wright slugged a three-run home run in the fifth inning in a 5-1 win over the Pirates in a game that was called in the top of the sixth due to rain...Jonathon Niese was credited with a complete-game effort...The lefty allowed one run over 5.0 innings and struck out five...The Mets broke a 1-1 tie in the fourth inning when Ike Davis led off with a double and later scored on Ruben Tejada's sacrifice fly...The win ensured the Mets of their first road series win against a National League team.

Sunday, August 22 Pirates 2, Mets 1

	1	2	3	4	5	6	7	8	9	R	H	E
METS	1	0	0	0	0	0	0	0	0	1	6	0
Pirates	0	0	0	0	1	1	0	0	X	2	4	1

WP-Duke (6-12)

LP-Sanana (10-8)

S-Hanrahan (2)

E-Doumit. DP-New York-1; Pittsburgh-0. LOB-New York-8; Pittsburgh-2. 2B-Wright. 3B-None. HR-Milledge (4), Tabata (3). S-None. SF-Beltran. Time-2:18. Attendance-24,730.

HP-Tim McClelland; 1B-D.J. Reyburn; 2B-Andy Fletcher; 3B-Adrian Johnson

Zack Duke yielded one run over 7.0 innings to beat Johan Santana and the Mets, 2-1...Duke held the Mets to five hits...Lastings Milledge hit a solo home run in the fifth inning and Jose Tabata slugged a solo shot in the sixth...Santana became the first Mets pitcher since David Cone in 1990 to throw three straight complete games and the first since Jerry Kosman to throw back-to-back complete games and lose both contests...Santana surrendered just four hits while notching nine strikeouts.

Tuesday, August 24 Mets 6, Marlins 5

	1	2	3	4	5	6	7	8	9	R	H	E
Marlins	0	0	2	0	0	0	3	0	0	5	11	2
METS	0	1	1	0	2	0	0	1	1	6	12	0

WP-Takahashi (8-6)

LP-Ohman (0-2)

S-None

E-Helms, Maybin. DP-Marlins-0; New York-0. LOB-Marlins-6; New York-13. 2B-Sanchez, Ramirez, Thole, Pagan. 3B-Wright. HR-Sanchez (15). SB-Ramirez-2 (25). S-None. SF-None. Time-3:05. Attendance-27,136.

HP-Chad Fairchild; 1B-Todd Tichenor; 2B-Mike Reilly; 3B-Bill Miller

Luis Castillo's walk-off RBI single in the bottom of the ninth inning gave the Mets a 6-5 victory over the Marlins...Castillo's previous walk-off hit came on April 17, 2009 when the Mets defeated the Milwaukee Brewers...The Mets came from behind to win a game in which they were trailing after seven innings for just the second time all season...R.A. Dickey struck out eight batters to match his career high from earlier in the season when he struck out eight against Baltimore on June 11th...Angel Pagan tied his career high with four hits.

Wednesday, August 25 Marlins 5, Mets 4

	1	2	3	4	5	6	7	8	9	R	H	E
Marlins	1	1	1	0	0	1	1	0	0	5	13	2
METS	0	1	0	0	0	2	0	1		4	7	2

WP-Sanabia (3-1)

LP-Misch (0-3)

S-Nunez (29)

E-Maybin, Helms, Thole, Igarashi. DP-None. LOB-New York-6; Florida-8. 2B-Helms, Hayes, Murphy. 3B-Morrison, Davis. HR-Wright (20). SB-Ramirez (26). S-None. SF-None. Time-2:46. Attendance-27,096.

HP-Lance Barksdale; 1B-Mike Reilly; 2B-Marvin Hudson; 3B-Angel Hernandez

Ike Davis hit his first career triple in the seventh inning as the New York Mets dropped the middle game of their three-game set with the Florida Marlins, 5-4...The Mets tied Colorado for the major league lead with 35 triples for the season, including 24 at home...Angel Pagan recorded his eighth outfield assist of the season when he threw out Wes Helms at home plate in the seventh inning.

Thursday, August 26 Marlins 11, Mets 4

	1	2	3	4	5	6	7	8	9	R	H	E
Marlins	0	0	0	2	0	7	0	0	2	11	11	0
METS	2	1	1	0	0	0	0	0	0	4	10	0

WP-Sanchez (11-8)

LP-Niese (8-6)

S-None

E-None. DP-Marlins-2; Mets-0. LOB-Marlins-5; Mets-12.

2B-Morrison, Uggla, Hayes. 3B-None. HR-Ramirez (17), Wright (21). SB-None. S-Myers, Santana. SF-None. Time-3:05.

Attendance-28,640.

HP-Mike Reilly; 1B-Bill Miller; 2B-Chad Fairchild; 3B-Todd Tichenor

Jose Reyes left the game after re-aggravating his right oblique strain in the second inning of a 11-4 loss to the Florida Marlins...The Mets left 12 men on base, two nights after setting a season-high for a nine inning game with 13 runners left on base...The Mets surrendered a 4-0 lead, their largest blown lead this season...Jonathan Niese tied a career-high in runs allowed with seven...He also tied a career-high in strikeouts with eight. David Wright hit a home run for the second consecutive game...The Mets fell to 5-13 in rubber games.

Friday, August 27 Mets 2, Astros 1

	1	2	3	4	5	6	7	8	9	R	H	E
Astros	0	0	0	0	0	0	0	0	1	1	9	1
METS	1	0	0	1	0	0	0	0	X	2	3	1

WP-Pelfrey (13-7)

LP-Figueroa (3-2)

S-Takahashi (2)

E-Figueroa, Pagan. DP-Houston-1; New York-1. LOB-Houston-7; New York-6. 2B-Johnson. 3B-None. HR-None. SB-Beltran (1), Francoeur (8). S-None. SF-Wright. Time-2:41. Attendance-30,178.

HP-Angel Campos; 1B-Dana DeMuth; 2B-C.B. Buckner; 3B-Kerwin Danley.

Mike Pelfrey threw 8.0 shutout innings and the Mets beat the Astros, 2-1...Pelfrey won his 13th game of the season to tie his career-high, with a personal-best 124 pitches to get it...He struck out four and walked two...The Mets got a run in the first on a sacrifice fly by David Wright and then stretched the lead to two in the fourth on Ruben Tejada's bases-loaded walk...Hisanori Takahashi finished for his second save...Former Met Nelson Figueroa took the loss.

Saturday, August 28 Astros 4, Mets 1

	1	2	3	4	5	6	7	8	9	R	H	E
Astros	2	0	0	0	2	0	0	0	0	4	10	1
METS	0	0	0	0	0	0	0	1	0	1	9	0

WP-Myers (10-7)

LP-Santana (10-9)

S-Lyon (9)

E-Pence. DP-New York-0; Houston-0. LOB-New York-9; Houston-8. 2B-Francoeur, Davis. HR-Lee (19). SB-None. Time-2:36.

Attendance-33,024.

HP-Dana DeMuth; 1B-C.B. Buckner; 2B-Kerwin Danley; 3B-Angel Campos

Brett Myers pitched effectively and Carlos Lee hit a two-run home run off Johan Santana as the Astros picked up their first win at Citi Field, 4-1...Lee drove in three runs, getting the Astros on the board in the first with a RBI single...Tommy Manzella added a run-scoring infield single in the same inning to make it 2-0...Lee then hit a home run in the fifth to extend the lead to 4-0...David Wright singled in the eighth for the lone Mets run.

Sunday, August 29 Mets 5, Astros 1

	1	2	3	4	5	6	7	8	9	R	H	E
Astros	0	0	1	0	0	0	0	0	0	1	9	0
METS	0	4	0	0	0	1	0	0	X	5	10	0

WP-Dickey (9-5)

LP-Norris (6-8)

S-None

E-None. DP-New York-1; Houston-0. LOB-New York-8; Houston-9. 2B-Castro, Blum, Davis. 3B-None. HR-Thole (2). SB-Pagan(32). S-Norris. SF-None. Time-2:42. Attendance-32,779.

HP-CB Buckner; 1B-Kerwin Danley; 2B-Angel Campos; 3B-Dana DeMuth

R.A. Dickey impressed on the mound and at the plate and Josh Thole hit a home run to help the Mets to a 5-1 victory over the Astros...The win gave the Mets a win in the rubber game of the series and kept in intact a streak of series wins against the Astros that dates back to 2002...Dickey went 7.0 innings and allowed one run while picking two RBI and a pair of singles at the plate...He also scored once...Dickey's two-run single in the second got the Mets on the scoreboard and his run later in the inning made it 4-0...Thole's home run in the sixth made it 5-1.

Monday, August 30 Braves 9, Mets 3

	1	2	3	4	5	6	7	8	9	R	H	E
METS	0	2	0	0	0	1	0	0	0	3	9	1
Braves	2	3	0	0	0	3	1	0	X	9	14	0

WP-Jurjens (6-4)

LP-Misch (0-4)

S-None

E-Davis. DP-New York-2; Atlanta-0. LOB-New York-12; Atlanta-7. 2B-Davis, Beltran. 3B-Thole. HR-Heyward (16), McCann (19). SB-Prado (5). S-Castillo. SF-None. Time-3:12. Attendance-18,842.

HP-Bob Davidson; 1B-Alfonso Marquez; 2B-Tim Timmons; 3B-Dan Iassogna

Jason Heyward hit a home run and drove in four runs while Martin Prado chipped in three RBI of his own as Atlanta beat the Mets, 9-3...The rookie outfielder hit a three-run home run off losing pitcher Pat Misch in the second to break a 2-2 tie...It was one of his four hits on the night...The Mets got a run-scoring single from Luis Hernandez and an RBI groundout from Angel Pagan...Misch gave up eight hits and five runs in 3.0 innings to fall to 0-4.

Tuesday, August 31 Braves 9, Mets 2

	1	2	3	4	5	6	7	8	9	R	H	E
METS	0	0	0	0	2	0	0	0	0	2	7	1
Braves	0	0	0	1	7	0	1	0	X	9	12	1

WP-Minor (3-0)

LP-Niese (8-7)

S-None

E-Castillo, Diaz. DP-New York-1; Atlanta-0. LOB-New York-8; Atlanta-6. 2B-Beltran, Lee, Prado, Heyward, Cabrera. 3B-Ross. HR-Ross (2). SB-None. SF-Francoeur, Blanco. S-Diaz. Time-2:47. Attendance-18,430.

HP-Alfonso Marquez; 1B-Tim Timmons; 2B-Dan Iassogna; 3B-Bob Davidson

David Ross hit a grand slam to highlight a seven-run fifth inning and Atlanta beat the Mets, 9-2...The Mets led 2-1 heading to the bottom of the fifth, but the Braves scored seven times with the help of a Luis Castillo error...Jonathan Niese hit Nate McLouth with a pitch leading off the inning before Omar Infante hit a grounder to second that trickled between Castillo's legs...Jason Heyward then hit a two-run double and six batters later, Ross hit a grand slam to make it 8-2.

Wednesday, September 1 Braves 4, Mets 1

	1	2	3	4	5	6	7	8	9	R	H	E
METS	0	0	0	0	0	0	0	1	0	1	2	1
Braves	2	2	0	0	0	0	0	0	X	4	11	0

WP-Hanson (9-10)
LP-Pelfrey (13-8)
S-Wagner (31)

E-Tejada. DP-New York-2; Atlanta-0. LOB-New York-3; Atlanta-5.
2B-Wright; Heyward-2; Prado. 3B-None. HR-None. SB-Carter (1).
S-Hanson-2. SF-None. Time-2:31. Attendance-19,938.

HP-Tim Timmons; 1B-Dan Iassogna; 2B-Bob Davidson; 3B-Alfonso Marquez

Atlanta jumped on starter Mike Pelfrey for two runs in each of the first two innings en route to a 4-1 victory over New York...Martin Prado and Omar Infante each had two RBI...Pelfrey went 5.0 innings and gave up nine hits, four runs, earned, with no walks and two strikeouts...Pinch-hitter Luis Hernandez singled home Ike Davis for the Mets lone run in the eighth inning...David Wright's double in the fourth inning was the only other Mets hit in the contest.

Thursday, September 2 Mets 4, Braves 2

	1	2	3	4	5	6	7	8	9	R	H	E
METS	2	0	0	0	0	1	1	0	0	4	8	1
Braves	0	1	0	0	0	0	0	1	0	2	7	0

WP-Santana (11-9)
LP-Hudson (15-6)
S-Takahashi (3)

E-Arias. DP-New York-2; Atlanta-1. LOB-New York-8;
Atlanta-6. 2B-Davis. 3B-Beltran. HR-Wright (22), McCann(20).
SB-None. S-Arias, Hudson. SF-None. Time-2:46.
Attendance-24,895.

HP-Dan Iassogna; 1B-Bob Davidson; 2B-Alfonso Marquez; 3B-Tim Timmons

Johan Santana made his final start of the season and the Mets beat Atlanta, 4-2...The lefthander led the contest after 5.0 innings because of discomfort in the left shoulder area, but was the winning pitcher after allowing one earned run and three hits with one walk and three strikeouts...Twelve days later, on September 14th, he had surgery to repair the anterior capsule of the shoulder...David Wright went 2-4 with a solo home run in the sixth inning...Hisanori Takahashi pitched a scoreless ninth inning for his third save.

Friday, September 3 Cubs 7, Mets 6

	1	2	3	4	5	6	7	8	9	R	H	E
METS	3	0	0	0	0	1	1	1	0	6	10	0
Cubs	0	0	0	4	0	3	0	0	X	7	11	0

WP-Russell (1-1)
LP-Dickey (9-6)
S-Marmol (26)

E-None. DP-Chicago-0; New York-1. LOB-Chicago-4;
New York-10. 2B- Soriano, Wright, Duda. 3B-None.
HR-Soriano (22), Dewitt (5), Wright (23), Hernandez (1). SB-None.
S-Wells. SF-None. Time-2:35. Attendance-31,424.

HP-Brian Gorman; 1B-Todd Tichenor; 2B-Tony Randazzo; 3B-Paul Nauert

New York staged R.A. Dickey to a three-run first-inning lead but Chicago rallied for four runs in the third and three more in the sixth for a 7-6 triumph...Alfonso Soriano and Blake DeWitt each had three-run home runs for Chicago...David Wright led the Mets' attack with a two-run double in the first, an infield single and a solo home run in the seventh...It was Wright's 100th game with three or more hits, a plateau that no other Mets player has reached...Angel Pagan chipped in with three singles and scored two runs...Ike Davis had a single and walked twice.

Saturday, September 4 Cubs 5, Mets 3

	1	2	3	4	5	6	7	8	9	R	H	E
METS	0	0	0	1	0	0	1	1	0	3	6	0
Cubs	0	1	1	0	2	0	1	0	0	5	12	0

WP-Zambrano (6-6)
LP-Mejia (0-3)
S-Marmol (27)

E-None. DP-New York-0; Chicago-2. LOB-New York-5; Chicago-12.
2B-Soto, Ramirez, Byrd, Castro, Beltran. HR-Ramirez (21),
Davis (16). SB-Castro (8), Beltran (2), Tejada (2), Castillo (8).
S-Castro. SF-Nady. Time-2:57. Attendance-39,473.

HP-Ted Barrett; 1B-Tony Randazzo; 2B-Paul Nauert; 3B-Brian Gorman

Jerry Mejia became the fifth, 20-year old to start for New York, but wound up losing a 5-3 decision to Chicago...In 5.0 innings, Mejia gave up eight hits, four runs, earned, with two walks and two strikeouts...Mejia became the youngest Met pitcher to start a game since Dwight Gooden in 1985...Ike Davis had two hits, including a solo home run in the seventh inning...Carlos Beltran added two singles and an RBI double...Luis Castillo stole home in the fourth inning.

Sunday, September 5 Cubs 18, Mets 5

	1	2	3	4	5	6	7	8	9	R	H	E
METS	0	2	0	0	0	1	5	5		18	21	0
Cubs	1	0	2	1	0	0	1	0	X	5	10	1

WP-Niese (9-7)
LP-Dempster (12-10)
S-None

E-Colvin. DP-New York-4; Chicago-1. LOB-New York-12;
Chicago-5. 2B-Thole, Davis, Hessman, Pagan. 3B-Colvin.
HR-Tejada (1), Davis (17), Ramirez (22), Soto (16). SB-Beltran (3),
Hernandez (1). SF-Tejada, Soto. Time-3:27. Attendance-40,788.

HP-Tony Randazzo; 1B-Paul Nauert; 2B-Brian Gorman; 3B-Ted Barrett

New York enjoyed its top offensive game of the season as it routed Chicago, 18-5...It was the most runs the Mets scored since the club posted 18 at Arizona on August 24, 2005...It was the second time in team history that the Mets scored at least 18 runs with every run coming via an RBI...New York also had 21 hits, the most in a game since the club had 21 hits, August 30, 1999 at Arizona...Ruben Tejada hit his first major league home run in the seventh inning...He also finished the game with a career-best five RBI...Ike Davis had three hits and three RBI, including a two-run home run...Angel Pagan had two hits and two RBI, while Luis Hernandez had three hits and an RBI.

Monday, September 6 Nationals 13, Mets 3

	1	2	3	4	5	6	7	8	9	R	H	E
METS	2	0	1	0	0	0	0	0	0	3	3	1
Nationals	0	0	1	5	1	5	1	0	X	13	12	1

WP-Olsen (4-8)
LP-Pelfrey (13-9)
S-None

E-Pagan, Espinosa. DP-New York-0, Washington-0.
LOB-New York-6; Washington-8. 2B-Carter, Rodriguez, Kennedy,
Morgan, Espinosa. 3B-None. HR-Espinosa (2). SB-Pagan (33).
S-Olsen. SF-Wright, Rodriguez. Time-3:10. Attendance-20,224.

HP-Tim Welke; 1B-Jim Reynolds; 2B-Bill Welke; 3B-Mike DiMuro

Washington scored 13 unanswered runs to wipe out an early 3-0 New York lead and beat the Mets, 13-3 triumph...Starter and loser Mike Pelfrey went 3.2 innings and allowed five hits and six earned runs...John Thole knocked in two of the Mets' three runs...Washington shortstop Danny Espinosa knocked in six runs with four hits, including two home runs, one a grand slam...The Nationals had two, five-run innings, the fourth and the sixth.

Tuesday, September 7		Mets 4, Nationals 1										
	1	2	3	4	5	6	7	8	9	R	H	E
METS	3	1	0	0	0	0	0	0	0	4	6	0
Nationals	0	0	0	0	0	1	0	0	0	1	4	0

WP-Gee (1-0)
LP-Maya (0-1)
S-Takahashi (4)

E-None. DP-New York-1, Washington-2. LOB-New York-2, Washington-5. 2B-Tejada. 3B-None. HR-Davis (18), Harris (8). SB-None. S-Maya. SF-None. Time-2:26. Attendance-13,835.

HP-Jim Reynolds; 1B-Bill Welke; 2B-Mike DiMuro; 3B-Tim Welke

Dillon Gee made his major league debut a success as he went 7.0 innings with two hits and one run as New York defeated Washington, 4-1...Gee became the third Mets pitcher to take a no-hitter into the sixth inning in his first big league game...He surrendered a home run to Willie Harris leading off the sixth...Gee also had an RBI single in his first at-bat in the second inning to become the first Mets pitcher to accomplish that feat...Ike Davis provided all the runs that Gee needed with a three-run home run in the first inning.

Wednesday, September 8		Mets 3, Nationals 2										
	1	2	3	4	5	6	7	8	9	R	H	E
METS	0	0	2	0	0	0	1	0	0	3	8	0
Nationals	0	0	0	0	2	0	0	0	0	2	6	1

WP-Dickey (10-6)
LP-Hernandez (9-11)
S-Takahashi (5)

E-Zimmerman. DP-New York-0, Washington-0. LOB-New York-7, Washington-5. 2B-Beltran, Hernandez, Evans, Ramos, HR-Ramos (1). SB-None. SF-Beltran. S-Tejada. Time-2:43. Attendance-16,002.

HP-Bill Welke; 1B-Mike DiMuro; 2B-Tim Welke; 3B-Jim Reynolds

Lucas Duda's pinch-hit RBI double scored Josh Thole with the winning run as New York edged Washington, 3-2...R.A. Dickey (10-6) picked up the victory as he went 6.0 innings and permitted two earned on five hits...Dickey also had two singles and scored a run...Luis Hernandez added a single, double and one RBI...Four Mets relief pitchers hurled 3.0 innings of scoreless ball.

Friday, September 10		Phillies 8, Mets 4										
	1	2	3	4	5	6	7	8	9	R	H	E
Phillies	0	2	0	4	0	0	2	0	0	8	13	0
METS	0	0	3	0	0	0	0	1	0	4	10	1

WP-Halladay (18-10)
LP-Mejia (0-4)
S-None.

E-Wright. DP-New York-1; Philadelphia-1. LOB-New York-6; Philadelphia-9. 2B-Ibanez, Howard, Reyes, Davis. 3B-None. HR-Howard (29), Utley (13), Beltran (3). SB-Davis (3). S-None. SF-None. Time-3:09. Attendance-33,071.

HP-Fieldin Culbreth; 1B-Marty Foster; 2B-Jim Wolf; 3B-Gary Cederstrom

Philadelphia used a Ryan Howard solo home run to ignite a four-run, fourth inning and rally past New York, 8-4...Winning pitcher Roy Halladay had a two-run single in the inning...Jose Reyes had an RBI double and Carlos Beltran a two-run home run to give New York a temporary 3-2 lead after three innings...Josh Thole collected three singles, while Ike Davis went 2-4 with a run scored...Jenny Mejia gave up nine hits and six runs in four innings and was the losing pitcher.

Saturday, September 11		Mets 4, Phillies 3										
	1	2	3	4	5	6	7	8	9	R	H	E
Phillies	0	0	0	0	0	0	0	3	0	3	9	1
METS	1	0	1	0	0	0	2	0	X	4	11	1

WP-Pelfrey (14-9)
LP-Kendrick (9-9)
S-Takahashi (6)

E-Ibanez, Davis. DP-New York-2; Philadelphia-3. LOB-New York-10; Philadelphia-6. 2B-Gload, Sweeney, Davis. 3B-None. HR-Reyes (9). SB-Reyes (29). S-Castillo. SF-None. Time-3:04. Attendance-35,788.

HP-Marty Foster; 1B-Jim Wolf; 2B-Gary Cederstrom; 3B-Fieldin Culbreth

Mike Pelfrey captured his career-best 14th victory as New York held on to Philadelphia, 4-3...Pelfrey went 7.1 innings and surrendered six hits and two earned runs...Ike Davis tied his career-best with four hits (three singles and a double) and knocked in three runs...Jose Reyes had a solo home run in the third inning...Hisanori Takahashi pitched a scoreless ninth inning for his sixth save.

Sunday, September 12		Phillies 3, Mets 0										
	1	2	3	4	5	6	7	8	9	R	H	E
Phillies	1	0	1	0	0	0	1	0	0	3	9	0
METS	0	0	0	0	0	0	0	0	0	0	4	0

WP-Oswalt (12-13)
LP-Niese (9-8)
S-None.

E-None. DP-New York-2; Philadelphia-1. LOB-New York-3; Philadelphia-8. 2B-Polanco, Valdez. 3B-None. HR-Ibanez (14). SB-None. S-Oswalt. SF-None. Time-2:15. Attendance-31,563.

HP-Jim Wolf; 1B-Gary Cederstrom; 2B-Fieldin Culbreth; 3B-Marty Foster

Roy Oswalt pitched a four-hitter to lead Philadelphia to a 3-0 victory over New York...Chase Utley and Raul Ibanez each had solo home runs...The Mets only managed four singles in the game...Starter Jonathon Niese worked 7.0 innings and allowed eight hits, three runs, with two walks and six strikeouts.

Monday, September 13		Mets 1, Pirates 0											
	1	2	3	4	5	6	7	8	9	10	R	H	E
Pirates	0	0	0	0	0	0	0	0	0	0	0	6	0
METS	0	0	0	0	0	0	0	0	0	1	1	7	0

WP-Takahashi (9-6)
LP-Park (3-3)
S-None.

E-None. DP-New York-0; Pittsburgh-0. LOB-New York-6; Pittsburgh-10. 2B-Jones, Tabata, McCutchen, Gee, Davis, Tejada. 3B-None. HR-None. SB-None. S-Reyes. SF-None. Time-2:51 (:43 delay). Attendance-24,384.

HP-Todd Tichenor; 1B-Gary Darling; 2B-Bruce Dreckman; 3B-Rob Drake

Nick Evans' pinch-hit single in the bottom of the 10th scored Ruben Tejada, who had doubled, with the lone run of the game as New York blanked Pittsburgh, 1-0...Starter Dillon Gee pitched 6.0 innings and gave up five hits, with four walks and three strikeouts...Hisanori Takahashi pitched 2.0 innings for his ninth victory of the year...Elmer Dessens and Pedro Feliciano each threw an inning in relief.

Tuesday, September 14 Mets 9, Pirates 1

	1	2	3	4	5	6	7	8	9	R	H	E
Pirates	0	0	0	0	0	0	0	0	1	1	5	2
METS	1	3	2	3	0	0	0	0	X	9	14	1

WP-Dickey (11-6)
 LP-Duke (7-14)
 S-None.

E-Walker, Doumit, Wright. DP-New York-3; Pittsburgh-1.
 LOB-New York-5; Pittsburgh-5. 2B-Pagan, Beltran, Tejada.
 3B-Ciriaco. HR-Beltran (4), Evans (1). SB-None. S-Dickey.
 SF-None. Time-2:17. Attendance-27,438.

HP-Adrian Johnson; 1B-Andy Fletcher; 2B-Todd Tichenor; 3B-Mike Everitt

R.A.Dickey threw his second complete game of the season and the fourth of his career as New York was a 9-1 winner over Pittsburgh...Dickey gave up one run on five hits, with three walks and four strikeouts...Carlos Beltran had a double, home run and three RBI, while Nick Evans contributed two hits, including a solo home run in the fourth inning...Angel Pagan chipped in with three hits and three RBI, while Ruben Tejada had two singles and a double.

Wednesday, September 15 Mets 8, Pirates 7

	1	2	3	4	5	6	7	8	9	R	H	E
Pirates	0	0	1	4	0	0	0	1	1	7	9	2
METS	0	0	0	7	0	1	0	0	X	8	8	1

WP-Valdes (3-3)
 LP-Maholm (7-15)
 S-Takahashi (7)

E-Snyder, Cedenno, Tejada. DP-New York-0; Pittsburgh-0.
 LOB-New York-5; Pittsburgh-6. 2B-Bowker, Doumit, Davis.
 3B-Alvarez. HR-McCutchen (14), Reyes (10). SB-None. S-Maholm.
 SF-Tabata. Time-3:00. Attendance-29,000.

HP-Andy Fletcher; 1B-Todd Tichenor; 2B-Mike Everitt; 3B-Adrian Johnson

The Mets scored seven runs in the fourth inning to wipe out a 5-0 Pittsburgh lead en route to an 8-7 victory...It was the third time in 2010 that the Mets came back from a deficit of five runs...Carlos Beltran had two singles in the inning to tie a club mark, done many times...Angel Pagan had a two-run single to highlight the inning...Jose Reyes belted a solo home run in the sixth inning...Starter Jenry Mejia left the game with an injury after 2.1 innings after allowing one unearned run...He was diagnosed with a rhomboid strain of the right shoulder blade and did not pitch for the rest of the season.

Thursday, September 16 Mets 6, Pirates 2

	1	2	3	4	5	6	7	8	9	R	H	E
Pirates	0	1	0	1	0	0	0	0	0	2	6	0
METS	0	0	0	2	0	1	1	2	X	6	10	0

WP-Pelfrey (15-9)
 LP-Ledezma (0-3)
 S-None.

E-None. DP-New York-1; Pittsburgh-1. LOB-New York-11;
 Pittsburgh-7. 2B-Alvarez. Duda-2, Pagan. 3B-Cedenno.
 HR-None. SB-Pagan (34). S-Pelfrey. SF-Davis.
 Time-3:01 (:12 delay). Attendance-28,790.

HP-Todd Tichenor; 1B-Mike Everitt; 2B-Adrian Johnson; 3B-Andy Fletcher

Mike Pelfrey went 7.0 innings and allowed two runs on six hits to earn a career-best 15th victory...He became the 10th righthanded pitcher in franchise history to capture 15 games in a season...Pelfrey also became the third New York pitcher over the last 20 seasons to win at least 10 home games in one year...Rick Reed in 1998 (10-4) and Mike Hampton in 2000 (11-4) were the others...Lucas Duda chipped in with two doubles and two RBI, while Pelfrey added an RBI single.

Friday, September 17 Braves 6, Mets 4

	1	2	3	4	5	6	7	8	9	R	H	E
Braves	0	0	0	6	0	0	0	0	0	6	5	0
METS	0	3	0	1	0	0	0	0	0	4	6	1

WP-Hanson (10-11)
 LP-Niese (9-9)
 S-Wagner (34)

E-Wright. DP-Atlanta-0; New York-0. LOB-Atlanta-5; New York-3.
 2B-Infante, Evans. HR-Heyward (18), Duda (1). SB-Reyes (30).
 S-None. SF-None. Time-2:36. Attendance-28,002.

HP-Bill Hohn; 1B-Gary Darling; 2B-Bruce Dreckman; 3B-Paul Emmel

The Mets jumped off to an early 3-0 lead, but the Braves scored six runs in the fourth inning against Jonathon Niese and came away with a 6-4 victory...Jayson Heyward cracked a three-run home for the big blow of the inning...Jose Reyes stole his 30th base in the fourth inning and joined Angel Pagan as only the fourth set of teammates in team history to have stolen 30 or more bases in the same season...Lucas Duda, who also had an RBI single, hit his first major league home run, a solo shot against Tommy Hanson in the fourth inning...The six runs scored against Niese were all unearned.

Saturday, September 18 Braves 4, Mets 2

	1	2	3	4	5	6	7	8	9	R	H	E
Braves	0	1	0	2	0	0	0	0	1	4	8	0
METS	0	0	1	0	1	0	0	0	0	2	7	0

WP-Hudson (16-8)
 LP-Gee (1-1)
 S-Wagner (35)

E-None. DP-Atlanta-3; New York-1. LOB-Atlanta-5; New York-4.
 2B-McLouth, McCann, Gonzalez-2, Duda. HR-McLouth (6),
 Reyes (11), Hernandez (2). SB-Wright (19), Pagan (35). S-Hudson.
 Time-2:28. Attendance-33,051.

HP-Gary Darling; 1B-Bruce Dreckman; 2B-Paul Emmel; 3B-Bill Hohn

Rookie righthander Dillon Gee turned in another solid performance but the Mets still dropped their second straight decision to the Braves, 4-2...Gee pitched 6.0 innings and gave up six hits with three runs, earned, three walks and three strikeouts...Atlanta snapped a 1-1 tie with two runs in the fourth inning...Alex Gonzalez broke the tie with a two-run single...The Mets tallied both of their runs on solo home runs, by Jose Reyes in the third inning and by Luis Hernandez in the fifth inning.

Sunday, September 19 Braves 6, Mets 3

	1	2	3	4	5	6	7	8	9	R	H	E
Braves	0	1	0	0	0	1	4	0	0	6	12	0
METS	2	0	0	0	0	1	0	0	0	3	8	1

WP-Lowe (14-12)
 LP-Dickey (11-7)
 S-Kimbrel (1)

E-Thole. DP-Atlanta-3; New York-2. LOB-Atlanta-10; New York-3.
 2B-Lowe, Ankiel, Lee. HR-Lee (18), Wright (24). SB-McLouth (6).
 Time-2:57. Attendance-38,347.

HP-Bruce Dreckman; 1B-Paul Emmel; 2B-Bill Hohn; 3B-Gary Darling

During an afternoon when Braves manager Bobby Cox was honored by the Mets for his final game in New York, Atlanta concluded a three-game sweep with a 6-3 victory...Cox received a case of wine from Tom Seaver's vineyards in California...R.A. Dickey saw his record fall to 11-7 as he pitched 6.0 innings and gave up four earned runs and 10 hits...Derek Lee hit a grand slam in the seventh inning against relief pitcher Manny Acosta to break open the game...David Wright hit his 25th home run, a two-run shot in the first inning against Derek Lowe.

Tuesday, September 21		Marlins 5, Mets 2										
	1	2	3	4	5	6	7	8	9	R	H	E
METS	0	1	0	0	0	0	0	1	0	2	12	2
Marlins	0	1	0	0	0	0	1	3	X	5	9	0

WP-Veras (3-2)
LP-Dessens (3-2)
S-Hensley (4)

E-Wright, Reyes. DP-New York-2; Florida-3. LOB-New York-7; Florida-5. 2B-Tejada, Morrison, Sanchez, Luna. 3B-Reyes.
HR-Duda (2), Wright (25), Sanchez (19). SB-None. S-None.
SF-None. Time-2:28. Attendance-19,422.

HP-Vic Carapazza; 1B-Brian O'hara; 2B-Chris Guccione; 3B-Phil Cuzzi

Gabby Sanchez hit a three-run home run in the eighth inning to provide Florida with a 5-2 victory over the Mets...David Wright had a solo home run in the eighth inning to tie the game at 2-2...Starter Mike Pelfrey worked 7.0 innings and permitted five hits, two runs, one earned, with no walks and four strikeouts...Lucas Duda chipped in with a solo shot in the second inning...Wright had three hits in the game, while Ruben Tejada and Ike Davis each had two hits.

Wednesday, September 22		Marlins 7, Mets 5										
	1	2	3	4	5	6	7	8	9	R	H	E
METS	0	0	1	2	0	0	0	2	0	5	10	2
Marlins	5	0	0	0	1	0	0	1	X	7	9	0

WP-Sanabia (5-3)
LP-Niese (9-10)
S-Hensley (5)

E-Tejada, Reyes. DP-Florida-0; New York-1. LOB-Florida-11; New York-8. 2B-Wright, Pagan, Helms, Uggla, Martinez. SB-None.
S-Niese, Martinez. SF-Duda, Helms. Time-2:51. Attendance-21,123.

HP-Brian O'Nora; 1B-Chris Guccione; 2B-Phil Cuzzi; 3B-Vic Carapazza

Florida handed New York its fifth straight defeat, a 7-5 loss in Miami...The Marlins jumped on starter Jonathon Niese for five runs in the first inning and never looked back...Wes Helms keyed the first inning output with a two-run double...Carlos Beltran enjoyed a big night belting a solo home run along with a single and triple...Ike Davis went 2-4 with a run scored.

Friday, September 24		Phillies 3, Mets 2										
	1	2	3	4	5	6	7	8	9	R	H	E
METS	0	0	0	2	0	0	0	0	0	2	7	0
Phillies	1	1	0	1	0	0	0	0	X	3	9	0

WP-Blanton (8-6)
LP-Dickey (11-8)
S-Lidge (27)

E-None. DP-Philadelphia-0; New York-2. LOB-Philadelphia-6; New York-6. 2B-Dickey, Wright, Carter, Davis, Victorino. 3B-None.
HR-Pagan (11), Victorino (18). SB-None. S-Blanton. SF-None.
Time-2:10. Attendance-45,309.

HP-Brian Runge; 1B-Jerry Layne; 2B-Mike Winters;
3B-Hunter Wendelstedt

Joe Blanton outpitched R.A. Dickey and Philadelphia came away with a 3-2 decision over New York...Dickey, who fell to 11-8, worked 6.0 innings and surrendered eight hits, three runs, two earned, with two walks and four strikeouts...Angel Pagan's two-run home run tied the game in the fourth inning...The Phillies took the lead for good, 3-2, on a single by Carlos Ruiz in the bottom of the inning...Ike Davis went 3-4 with a double and a run scored...Jose Reyes went 0-4 and saw his franchise-best 24-game road hitting streak come to an end.

Saturday, September 25		Mets 5, Phillies 2										
	1	2	3	4	5	6	7	8	9	R	H	E
METS	0	0	0	0	0	0	5	0	0	5	11	0
Phillies	2	0	0	0	0	0	0	0	0	0	5	1

WP-Gee (2-1)
LP-Kendrick (10-10)
S-Takahashi (8)

E-Howard. DP-New York-1; Philadelphia-2. LOB-New York-6; Philadelphia-5. 2B-Duda, Reyes, Valdez. 3B-None.
HR-Howard (31). SB-None. S-None. SF-None. Time-2:30.
Attendance-45,274.

HP-Jerry Layne; 1B-Mike Winters; 2B-Hunter Wendelstedt;
3B-Brian Runge

New York stopped its seven-game losing streak with a 5-2 victory over Philadelphia...Ryan Howard had a two-run home run off Dillon Gee in the first inning but that was all of the Phillies' scoring...Gee pitched 7.0 innings, giving up five hits, two runs, earned, with two walks and five strikeouts...He became the fourth pitcher in team history to begin his major league career with four consecutive games in which he pitched at least 6.0 innings and allowed no more than three runs in any of those appearances...The Mets reclaimed the lead with five runs in the seventh inning...Ruben Tejada's bases-clearing double was the big hit of the frame.

Sunday, September 26		Mets 7, Phillies 3										
	1	2	3	4	5	6	7	8	9	R	H	E
METS	0	1	0	3	1	0	0	0	2	7	12	0
Phillies	0	0	0	0	3	0	0	0	0	3	9	0

WP-Acosta (3-1)
LP-Hamels (12-11)
S-None.

E-None. DP-New York-1; Philadelphia-1. LOB-New York-9; Philadelphia-9. 2B-Arias, Evans, Wright, Howard, Ibanez. 3B-None.
HR-Wright (26), Beltran-2 (7), Utley (16). SB-None. S-None.
SF-None. Time-3:10. Attendance-45,302.

HP-Mike Winters; 1B-Hunter Wendelstedt; 2B-Brian Runge; 3B-Jerry Layne

Carlos Beltran hit two home runs in the same game for the 27th time in his career to lead New York to a 7-3 triumph over Philadelphia...Beltran, who hit home runs from both sides of the plate (Hamels, Madson) for the fourth time as a Met, had three RBI...David Wright stroked his 26th home run of the season, a solo shot in the second inning...Nick Evans tied his career-best with three hits, two singles and a two-run double...Jose Reyes added two singles and an RBI...Manny Acosta pitched 1.1 innings of scoreless relief to pick up the win.

Tuesday, September 28		Mets 4, Brewers 3										
	1	2	3	4	5	6	7	8	9	R	H	E
Brewers	0	0	0	1	0	1	0	1	0	3	5	1
METS	0	0	0	0	0	2	0	0	2	4	8	0

WP-Dessens (4-2)
LP-Axford (8-2)
S-None.

E-McGehee. DP-New York-0; Milwaukee-1. LOB-New York-6; Milwaukee-5. 2B-Cain, Inglett, Tejada-2, Davis, I. 3B-None.
HR-Hart (31), Wright (27). SB-None. S-Wolf. SF-None. Time-2:34.
Attendance-24,666.

HP-Tim Tschida; 1B-Bob Davidson; 2B-Tim Timmons; 3B-Brian Knight

Ruben Tejada's one-out double in the bottom of the ninth inning sparked New York to a 4-3 triumph over Milwaukee...It was the Mets' first victory of the year when trailing after eight innings...Pedro Feliciano broke his own club mark with his 89th appearance of the year...The Mets finished the year 13-0 on Tuesdays at home...David Wright had a two-run home run in the sixth inning...Tejada tied his career-best with three hits... Carlos Beltran left the game with inflammation of the right knee...Starter Mike Pelfrey pitched 7.1 innings and permitted five hits, three runs, earned, with four walks and two strikeouts.

Wednesday, September 29 (1)										Brewers 8, Mets 7		
	1	2	3	4	5	6	7	8	9	R	H	E
Brewers	0	0	6	0	0	0	2	0	2	8	16	1
METS	0	0	2	5	0	0	0	0	0	7	13	2

WP-Villanueva (2-0)
 LP-Acosta (3-2)
 S-Axford (23)

E-Weeks, Nickeas, Tejada. DP-New York-2; Milwaukee-1. LOB-New York-9; Milwaukee-9. 2B-Weeks, Hart, McGehee, Reyes-2. 3B-Reyes. HR-Duda (3), Wright (28). SB-Gomez (17), Weeks (11), Pagan (36). S-None. SF-None. Time-3:26. Attendance-N/A.

HP-Bob Davidson; 1B-Brian Knight; 2B-Tim Tschida; 3B-Chris Conroy

New York lost to Milwaukee, 8-7, and, 3-1, in a straight doubleheader...In the first game the Brewers scored six runs in the third inning to take a 6-0 lead...However, the Mets rallied with two runs in the fourth and five in the seventh to take a 7-6 lead...Milwaukee won the game with two runs in the eighth inning...In the Mets' five-run inning, David Wright had a two-run home run, his third straight game with a home run...The two RBI gave him 100 RBI for the season, the fifth time he has reached that plateau...The Mets tied a franchise record by using eight pitchers in a nine-inning game.

Wednesday, September 29 (2)										Brewers 3, Mets 1		
	1	2	3	4	5	6	7	8	9	R	H	E
Brewers	0	0	1	0	0	0	0	2	0	3	8	0
METS	0	0	0	0	0	0	0	1	0	1	5	0

WP-Bush (8-13)
 LP-Dickey (11-9)
 S-Hoffman (10)

E-None. DP-New York-3; Milwaukee-0. LOB-New York-7; Milwaukee-5. 2B-Braun. 3B-Escobar. HR-None. SB-Pagan (37). S-None. SF-Davis. Time-2:36. Attendance-28,280.

HP-Tim Timmons; 1B-Tim Tschida; 2B-Chris Conroy; 3B-Brian Knight

The Brewers completed a doubleheader sweep beating the Mets 3-1 in the nightcap...R.A.Dickey hurled 7.0 solid innings giving up one run and six hits, but still lost, 3-1...Ike Davis's sacrifice fly in the eighth inning accounted for the Mets' lone run...David Wright played in his 1,000th career game, the ninth player in team history to accomplish the feat...Jose Reyes and Angel Pagan each had two hits...Ryan Braun's double knocked in two runs in the eighth inning to give the Brewers a 3-0 lead.

Thursday, September 30										Brewers 9, Mets -2		
	1	2	3	4	5	6	7	8	9	R	H	E
Brewers	0	2	0	0	2	0	0	0	5	9	10	0
METS	0	0	0	1	0	0	0	1	0	2	7	3

WP-Narveson (12-9)
 LP-Gee (2-2)
 S-None.

E-Reyes, Thole, Davis. DP-New York-1; Milwaukee-1. LOB-New York-7; Milwaukee-9. 2B-McGehee, Cain, Duda, Thole. 3B-None. HR-None. SB-None. S-Narveson. SF-None. Time-3:10. Attendance-24,661.

HP-Brian Knight; 1B-Tim Tschida; 2B-Bob Davidson; 3B-Tim Timmons

Milwaukee broke open a close game with five runs in the ninth inning to take its third straight from New York, 9-2...Dillon Gee was the losing pitcher, giving up seven hits, four runs, two earned in 6.0 innings...Jose Thole and Lucas Duda each had RBI doubles for New York...Ruben Tejada reached base three times with two walks and a single.

Friday, October 1										Mets 2, Nationals 1			
	1	2	3	4	5	6	7	8	9	10	R	H	E
Nationals	0	0	0	0	0	0	1	0	0	0	1	3	2
METS	0	0	0	1	0	0	0	0	0	1	2	4	0

WP-Takahashi (10-6)
 LP-Clippard (11-7)
 S-None.

E-Maxwell-2. DP-Washington-0; New York-0. LOB-Washington-4; New York-4. 2B-Maxwell. 3B-None. HR-Morse (14), Davis (19), Thole (3). SB-None. S-None. SF-None. Time-2:35. Attendance-29,424.

HP-Larry Vanover; 1B-Jeff Nelson; 2B-Mark Carlson; 3B-Jeff Kellogg

Josh Thole hit a walk-off home run in the 10th inning with one out to give New York a 2-1 triumph over Washington...It was the Mets' eighth walk-off win of the year...The Mets became the first team in major league history to have three different catchers hit a walk-off home run in the same season...Ike Davis had a solo home run in the fourth inning...Starter Pat Misch went 8.0 innings and gave up one run on three hits with a career-best 10 strikeouts...Hisanori Takahashi pitched 2.0 scoreless innings with four strikeouts for his 10th victory.

Saturday, October 2										Mets 7, Nationals 2		
	1	2	3	4	5	6	7	8	9	R	H	E
Nationals	0	0	0	0	0	1	1	0	0	2	6	0
METS	0	0	1	1	0	0	3	2	X	7	11	1

WP-Igarashi (1-1)
 LP-Clippard (11-8)
 S-None.

E-Arias. DP-Washington-0; New York-0. LOB-Washington-13; New York-7. 2B-Ramos-2, Thole. 3B-None. HR-Morse (15), Duda (4), Wright (29), Carter (4). SB-None. S-Maya, Valdes. SF-Feliciano, J. Time-3:11. Attendance-30,386.

HP-Mark Carlson; 1B-Mike Estabrook; 2B-Jeff Kellogg; 3B-Larry Vanover

David Wright hit a three-run home run to break a 2-2 tie in the seventh inning and gave New York a 7-2 victory over Washington...It was his 29th home run of the season...Chris Carter hit his first career pinch-hit home run, a two-run shot in the eighth inning...It was his 19th pinch hit of the year to tie the Mets' rookie season record for pinch hits set by Matt Franco in 1997...Pedro Feliciano extended his own club record with his 92nd outing of the year...Ryota Igarashi earned his first major league victory.

Sunday, October 3										Nationals 2, Mets 1							
	1	2	3	4	5	6	7	8	9	10	11	12	13	14	R	H	E
Nationals	0	0	0	0	1	0	0	0	0	0	0	0	1	2	6	1	
METS	0	0	0	1	0	0	0	0	0	0	0	0	0	0	1	8	0

WP-Peralta (1-0)
 LP-Perez (0-5)
 S-Batista (2)

E-Desmond. DP-Washington-1; New York-2. LOB-Washington-9; New York-10. 2B-Gonzalez, Morgan, Tejada. 3B-None. HR-None. SB-Kennedy (14). S-Pelfrey, Feliciano, J., Tejada. SF-None. Time-4:10. Attendance-30,849.

HP-Mike Estabrook; 1B-Jeff Kellogg; 2B-Larry Vanover; 3B-Mark Carlson

Washington pushed across a run in the top of the 14th inning to edge New York, 2-1, in the season's finale...Mike Pelfrey started and worked 7.0 innings, allowing one run and four hits...He struck out four batters to give him a career-best 113 for the year...It was the longest game at Citi Field, surpassing the 13-inning game on July 29th earlier in 2010 between the Mets and Cardinals.



MINOR LEAGUES

2010 NEW YORK *Mets* YEAR IN REVIEW



2010 Minor League Review



2010 ORGANIZATIONAL PLAYER OF THE YEAR - LUCAS DUDA (OF)

- **LUCAS DUDA** combined to hit .304 (129-425) with 74 runs scored, 40 doubles, two triples, 23 home runs and 87 RBI in 115 games between Binghamton (AA) of the Eastern League and Buffalo (AAA) of the International League. He became the fifth player in the 125-year history of the Buffalo franchise to hit home runs in five consecutive games when he accomplished the feat from June 28-July 2. The 24-year-old finished tied for the New York Mets minor league organizational lead with 23 home runs.

2010 ORGANIZATIONAL PITCHER OF THE YEAR - MARK COHOON (LHP)

- **MARK COHOON**, who was the Sterling Award winner for Brooklyn in 2009, combined to go 12-5 in 26 starts with Savannah (A) of the South Atlantic League and Binghamton in 2010. In 161.1 innings he allowed 46 earned runs for a 2.57 ERA. The lefthander allowed 142 hits and 32 walks while striking out 131 for a better than 4:1 strikeout-to-walk ratio. The 23-year-old hurler allowed two earned runs or less in 22 of his 26 starts including all 13 outings with the Savannah Sand Gnats. The 2010 South Atlantic League All-Star was also tied for fifth among all Mets minor leaguers in strikeouts. The southpaw also tied a South Atlantic League record by tossing three straight complete-game shutouts from June 4th-16th.



2010 Sterling Award Winners



BUFFALO (AAA) OF THE INTERNATIONAL LEAGUE - DILLON GEE (RHP)

- **DILLON GEE** was previously honored in 2008 as the Sterling Award winner for St. Lucie before his record setting season with Buffalo in 2010. The righthander struck out a Buffalo franchise record and International League leading 165 batters while going 13-8 with a 4.96 (89 earned runs / 161.1 innings pitched) ERA. The 24-year-old also ranked second in the IL in wins.

BINGHAMTON (AA) OF THE EASTERN LEAGUE - KIRK NIEUWENHUIS (OF)

- **KIRK NIEUWENHUIS** hit .289 (114-394) with 81 runs scored, 35 doubles, two triples, 16 home runs and 60 RBI in 94 games with the B-Mets before being promoted to Buffalo on August 5th. The 2009 Sterling Award winner for St. Lucie led Binghamton in runs scored, doubles, RBI and total bases. The 23-year-old was named to the Eastern League's Eastern Division All-Star team before moving on to Buffalo and hitting .225 (27-120) over his final 30 games of the year.

ST. LUCIE (A) OF THE FLORIDA STATE LEAGUE - WILMER FLORES (INF)

- The 19-year-old **WILMER FLORES** began the season with Savannah before moving to St. Lucie during the final week of June. In 67 games in the Florida State League he hit .300 (83-277) with 18 doubles, one triple, four home runs and 40 RBI. The 2008 Sterling Award winner for Kingsport hit an astounding .508 (32-63) against lefthanded pitching with St. Lucie. He drove in 84 runs combined in his two stops in the organization, which ranked second among all Mets minor leaguers.

SAVANNAH (A) OF THE SOUTH ATLANTIC LEAGUE - CESAR PUELLO (OF)

- Rightfielder **CESAR PUELLO** hit .292 (118-404) with 80 runs scored, 22 doubles, 34 RBI and 45 stolen bases for Savannah. The 19-year-old speedster ranked fifth in the SAL and first in the Mets organization in stolen bases and led Savannah in hits, runs scored, doubles and total bases.

BROOKLYN (A) OF THE NEW YORK-PENN LEAGUE - DARRELL CECILIANI (OF)

- At 20 years of age, **DARRELL CECILIANI** was the youngest player on the Brooklyn roster and one of the youngest in all of the New York-Penn League. By the end of the season, the centerfielder was also the NYPL's leading hitter with his .351 (95-271) average. He also established a franchise record with 95 hits, 56 runs, and 12 triples this season, which led the organization, and was named to the NYPL All-Star team.

KINGSPORT (R) OF THE APPALACHIAN LEAGUE - ADERLIN RODRIGUEZ (INF)

- Third baseman **ADERLIN RODRIGUEZ** was the offensive leader of the Kingsport Mets, hitting .312 (78-250), with 44 runs, 22 doubles, 13 home runs and 48 RBI in 61 games with the K-Mets. The 18-year-old slugger ranked fifth in the Appalachian League in average, third in home runs, hits, and RBI, while also ranking second in doubles and fourth in runs scored.

MANAGER & COACHES
PLAYER BIOS
2010 FINAL STATS
METS VS. OPPONENTS
2010 RECAPS
MINOR LEAGUES

GULF COAST METS (R) OF THE GULF COAST LEAGUE - DOMINGO TAPIA (RHP)

- Righthanded pitcher **DOMINGO TAPIA** went 4-3 with a 3.45 ERA in 10 games, all starts, allowing 25 runs, 18 earned, and 49 hits over 47.0 innings, while walking 10 and striking out 29. The 18-year-old hurler did not allow more than two earned runs over his final seven starts of the season, pitching to a 1.96 ERA (eight earned runs / 36.2 innings) over the span that dated to July 15.

METS #1 (R) OF THE DOMINICAN SUMMER LEAGUE - EUDY PINA (OF)

- Centerfielder **EUDY PINA** was an offensive force for the DSL Mets #1 all season long. The 19-year-old led the team in average (.310), runs scored (42), hits (77), doubles (14), triples (four), home runs (three), RBI (45), and stolen bases (29).

METS #2 (R) OF THE DOMINICAN SUMMER LEAGUE - HECTOR ALVAREZ (C)

- Catcher **HECTOR ALVAREZ** hit .249 (50-201) with 31 runs scored, 19 doubles, one home run and 28 RBI for the Boca Chica North Division Champion DSL Mets # 2. The backstop guided the pitching staff to a 2.77 ERA and threw out 31 of 67 (46.3%) would-be base stealers.

 *Pitcher / Player of the Week Honors* 

BUFFALO BISONS (AAA) OF THE INTERNATIONAL LEAGUE

- Infielder **MIKE HESSMAN** was named the International League Batter of the Week for the period from April 26th-May 2nd. It was the third time in his career that Hessman received the honor and his first with the Bisons. He led the IL with four home runs and 14 RBI during the week. Hessman finished the month of April with an International League-leading 24 RBI.
- Outfielder **JESUS FELICIANO** was named the International League Batter of the Week for the period from May 17th-23rd. Feliciano led the IL in batting average (.483), hits (14), runs scored (8) and on-base percentage (.543) during the period. The outfielder had five multi-hit games and extended his hitting streak to 12 games during the span.
- Outfielder **LUCAS DUDA** was named the International League Batter of the Week for the period from June 28th- July 4th following his historic week with the Bisons. Duda, who was in just his third week with Buffalo since being promoted from Binghamton (AA), led the IL with five home runs, 11 RBI and a 1.000 slugging percentage for the week. The 24-year-old also became just the fifth player in the 125-year history of the Buffalo franchise to hit home runs in five consecutive games during the week.

BINGHAMTON METS (AA) OF THE EASTERN LEAGUE

- Infielder **NICK EVANS** was named the Eastern League Batter of the Week for the period from April 8th-18th. The first baseman hit .372 (16-43) with 11 runs scored, four doubles, three home runs and 10 RBI through the first 10 games of the season for the B-Mets. Evans had six multi-hit games in these 10 starts.
- Outfielder **KIRK NIEUWENHUIS** was named the Eastern League Batter of the Week for the period from July 5th-11th. The 23-year-old hit .469 (15-32) with nine runs scored, six doubles, two home runs and six RBI for the B-Mets while extending his hitting streak to 10 games over the stretch.
- Third baseman **ZACH LUTZ** was named the Eastern League Batter of the Week for the period from July 26th-August 1st. Lutz, who returned from the Disabled List on July 27th, wasted no time hitting his stride as the B-Mets infielder went .476 (10-21) with 10 runs scored, two doubles, five home runs and 11 RBI during the week.

ST. LUCIE (A) OF THE FLORIDA STATE LEAGUE

- Infielder / outfielder **ERIC CAMPBELL** was named the Florida State League Batter of the Week for the period from May 3rd-9th. Campbell hit .565 (13-23) with one run scored, one triple and one double while compiling a .630 on-base percentage. With five straight multi-hit games during the span, the 23-year-old extended his hitting streak to 10 games.
- Outfielder **RAFAEL FERNANDEZ** was named the Florida State League Batter of the Week for the period from July 12th-18th. After beginning his season with Savannah (A) of the South Atlantic League, Fernandez made his presence known with St. Lucie on July 12th. The 22-year-old went 4-5 with a pair of home runs and three RBI against Charlotte. As the week continued so did his hot streak; as he finished the period hitting .391 (9-23).

SAVANNAH (A) OF THE SOUTH ATLANTIC LEAGUE

- Lefthanded pitcher **MARK COHOON** was named the South Atlantic League Pitcher of the Week for the period from May 31st-June 6th. Cohoon's only outing of the week came in a 6-0 win over the Asheville Tourists on June 4th. He struck out 10, walked one and gave up only three hits en route to the first nine inning complete-game shutout in the South Atlantic League during the 2010 season.
- Lefthanded pitcher **MARK COHOON** was named the South Atlantic League Pitcher of the Week, for the second straight week, for the period from June 7th – 13th. He tossed his second consecutive complete-game shutout on June 10th at Greensboro in his lone start during the period. He became the first SAL player to win back-to-back pitcher of the week awards since 2008. Cohoon tossed a third consecutive complete-game shutout in his next start with Savannah before being promoted to Binghamton (AA) of the Eastern League.
- Righthanded pitcher **ARMANDO RODRIGUEZ** was named the South Atlantic League Pitcher of the Week for the period from August 23rd-29th. The 22-year-old struck out a career-high 12 on August 23rd at Asheville and followed up with a nine-strikeout performance against the Charleston Riverdogs on August 28th. In his two starts during the week, he went 1-0 with a 0.82 ERA (one earned run / 11.0 innings).

BROOKLYN (A) OF THE NEW YORK-PENN LEAGUE

- First baseman **JEFF FLAGG** was named the New York-Penn League Batter of the Week for the period from June 28th-July 4th. The 2009 Sterling Award Winner for Kingsport hit .440 (11-25) with six runs scored, two doubles, one triple, two home runs and eight RBI while compiling four multi-hit games over the span.
- Lefthanded pitcher **CHRIS HILLIARD** was named the New York-Penn League Pitcher of the Week for the period from August 23rd-29th. The 22-year-old southpaw tossed 8.0 innings in his lone start of the period on August 27th vs. Aberdeen, allowing two hits and one walk while striking out four in the Cyclones 2-0 victory.

KINGSPORT (R) OF THE APPALACHIAN LEAGUE

- **JAVIER RODRIGUEZ** was named the Appalachian League Batter of the Week for the period from June 28th-July 4th. The rightfielder hit safely in every game during the period to extend his hitting streak to nine games. The 20-year-old hit .517 (15-29) with five runs scored, four doubles, two home runs and nine RBI including a five-RBI outburst on July 2nd vs. Pulaski.
- Outfielder **ADERLIN RODRIGUEZ** was named the Appalachian League Batter of the Week for the period from July 5th-11th. The 18-year-old hit .429 (12-28) with nine runs scored, five doubles, three home runs and nine RBI during the week.
- Righthanded pitcher **GONZALEZ GERMEN** was named the Appalachian League Pitcher of the Week for the period from August 16th-22nd. The 23-year-old tossed 8.0 shutout innings while allowing six hits and eight strikeouts in his lone start during the period on July 21st at Burlington.



2010 All-Star News



2010 XM RADIO FUTURES GAME

- Righthanded pitcher **JEURYS FAMILIA** was named to the roster of the World Team at the 2010 Futures Game that was played in Anaheim, CA. The 20-year-old hurler recorded the final out of the game for the World Team in a 9-1 loss to the United States.

BUFFALO (AAA) OF THE INTERNATIONAL LEAGUE

- Lefthanded pitcher **PAT MISCH** was named to the International League All-Star Team as the representative for the Buffalo Bisons. Misch tossed a scoreless fifth inning, allowing a walk while striking out a pair as the International League defeated the Pacific Coast League by the score of 2-1.

BINGHAMTON (AA) OF THE EASTERN LEAGUE

- Three members of the Binghamton Mets (AA) participated in the Eastern League's All-Star Game in Harrisburg, PA. **KIRK NIEUWENHUIS** was the starting rightfielder for the Eastern Division All-Stars and went 0-2. **MIKE NICKEAS** went 0-2 while splitting time between first base and catcher. Righthanded hurler **JOSH STINSON** tossed a scoreless inning of relief. **NICK EVANS**, who was named to the team, was unable to play in the game after being promoted to the Mets.

ST. LUCIE (A) OF THE FLORIDA STATE LEAGUE

- The St. Lucie Mets were well represented at the Florida State League All-Star Game with five members named to the Southern Division's squad. **JOSH SATIN** was the starting second baseman, and eventual game M.V.P., after going 3-5 with a run scored, a home run and three RBI. Satin tied the game with a two-run shot in the eighth and also drove in the eventual game winning run with an RBI single in the 10th inning. First baseman **STEFAN WELCH** and outfielder **SEAN RATFLIFF** also started for the Southern Division All-Stars. Pitchers **CHRIS SCHWINDEN** and **MANUEL ALVAREZ** were named to the team, but promoted to Binghamton (AA) prior to the game being played.

SAVANNAH (A) OF THE SOUTH ATLANTIC LEAGUE

- The Savannah Sand Gnats had a league-high six representatives in the South Atlantic League All-Star Game. Righthanded pitcher **BRANDON MOORE**, lefthanded pitcher **JIMMY FULLER** and lefthanded pitcher **MARK COHOON** were named to the team after helping lead Savannah to the lowest team ERA in all of Minor League Baseball over the first half of the season. **WILMER FLORES** was the starting shortstop and went 1-5 with two RBI and a double for the Southern All-Stars. He was joined by leftfielder **JUAN LAGARES** in the starting line-up, who went 1-4 with a run scored. **KAI GRONAUER** was a defensive replacement behind the plate in a game that ended 5-5 after 10 innings.

BROOKLYN (A) OF THE NEW YORK-PENN LEAGUE

- The Brooklyn Cyclones sent a franchise-record eight players to the New York-Penn League NL All-Star Team - more than any other team in the league. In addition, the Cyclones coaching staff - manager **WALLY BACKMAN**, pitching coach **RICK TOMLIN**, hitting coach **BENNY DISTEFANO**, coach **JOEL FUENTES**, and trainer **DEB IWANOW** - represented the National League, giving Brooklyn 13 All-Star representatives. Righthanded pitcher **YOHAN ALMONTE**, third baseman **JOE BONFE**, centerfielder **DARRELL CECILIANI**, lefthanded pitcher **ANGEL CUAN**, first baseman **JEFF FLAGG**, righthanded pitcher **RYAN FRASER**, shortstop **RYLAN SANDOVAL**, and rightfielder **CORY VAUGHN** were the Cyclones representatives. Almonte was the starting pitcher for the National League affiliates for the game played on Staten Island, NY.



Pitcher & Player of the Month



APRIL

BUFFALO (AAA) OF THE INTERNATIONAL LEAGUE

- Righthanded pitcher **R.A. DICKEY** went 3-1 with a 2.33 ERA in five starts with the Bisons. He tossed two complete games during the month, including retiring 27 straight batters after giving up a leadoff single in a 4-0 win on April 29th vs. Durham. He struck out 22 batters and issued five walks in April.
- Third baseman **MIKE HESSMAN** hit seven home runs and drove in 24 runs during the month. He cracked two home runs and had four RBI on April 24th vs. Durham. He finished the month hitting .295 (23-78) in 21 games. Hessman slugged a grand slam on April 30th vs. Durham and was the International League's Player of the Week for April 26th-May 2nd.

BINGHAMTON (AA) OF THE EASTERN LEAGUE

- Righthanded pitcher **JOSE DE LA TORRE** posted a 0.66 ERA (one earned run/13.1 innings) in seven games for the B-Mets. He fired 12.0 scoreless innings to close out the month. De La Torre recorded 17 strikeouts and issued six walks.
- Outfielder **LUCAS DUDA** hit three home runs and had 19 RBI while batting .273 (21-77) during the month. He scored 19 runs in 21 games with a .412 on-base percentage. He had six RBI on April 16th at New Hampshire.

ST. LUCIE (A) OF THE FLORIDA STATE LEAGUE

- Righthanded pitcher **MANUEL ALVAREZ** went 2-0 with six saves in 10 games in April. He did not allow a run over 15.1 innings. He surrendered eight hits and two walks while fanning 17 batters. Alvarez had five strikeouts in 2.0 innings of work on April 20th at Palm Beach.
- First baseman **STEFAN WELCH** hit .288 (23-80) with 10 runs scored, four doubles, two home runs and 14 RBI in 21 games during the month. Welch had seven multi-hit games during April and had a seven-game and a six-game hitting streak.

SAVANNAH (A) OF THE SOUTH ATLANTIC LEAGUE

- Lefthanded pitcher **JIM FULLER** was 3-1 with a 1.87 ERA (seven earned runs/33.2 innings) in five starts for the Sand Gnats. Fuller struck out 30 batters during the month, including nine twice (April 14th vs. Augusta & April 24th vs. Hickory).
- Shortstop **WILMER FLORES** hit .341 (31-91) with 15 runs scored, nine doubles, one triple, three home runs and 20 RBI in 22 games in April. He had five RBI on April 20th at Augusta. Flores hit in 10 straight games (April 15-25), batting .381 (16-42).

MAY

BUFFALO (AAA) OF THE INTERNATIONAL LEAGUE

- Lefthanded pitcher **PAT MISCH** went 2-1 with a 1.91 ERA (six earned runs/28.1 innings) in four starts during the month. Misch had 21 strikeouts including seven on May 10th at Louisville. He tossed a complete-game shutout on May 15th vs. Norfolk, allowing only four hits with no walks and six strikeouts.
- Outfielder **JESUS FELICIANO** batted .419 (42-101) with eight doubles and 12 RBI over 28 games in May. He was named the International League Batter of the Week for May 17th-23rd, hitting .483 with five RBI and constructed a team-high 12-game hitting streak, May 12th-23rd (.458, 22-48).

BINGHAMTON (AA) OF THE EASTERN LEAGUE

- Righthanded pitcher **EDDIE KUNZ** was 2-1 with a 3.26 ERA (11 earned runs/30.1 innings) in six games, five starts with the B-Mets. He tossed 7.2 scoreless innings on May 25th vs. Richmond.
- Outfielder **KIRK NIEUWENHUIS** slugged six home runs and finished with 18 RBI in 28 games during May. He hit .271 (32-118) with six doubles, one triple and four stolen bases. He had a .492 slugging percentage for the month.

ST. LUCIE (A) OF THE FLORIDA STATE LEAGUE

- Lefthanded pitcher **ROBERT CARSON** was a perfect 4-0 with a 3.69 ERA in six games, five starts for St. Lucie. In 31.2 innings, he struck out 21 batters. He had nine strikeouts over 5.0 innings in a win over Dayton on May 17th.
- Second baseman **JOSH SATIN** hit .343 (36-105) with nine doubles, four home runs and 19 RBI in 28 games for St. Lucie. He collected at least one hit in 22 of the 28 games during the month, including hitting in 13 straight contests, May 2nd-16th (.478, 22-46).

SAVANNAH (A) OF THE SOUTH ATLANTIC LEAGUE

- Righthanded pitcher **BRANDON MOORE** was 2-2 with a 1.50 ERA in six starts for the Sand Gnats. He recorded 48 strikeouts in 36.0 innings of work. Moore had two, 12-strikeout performances in May (May 7th at Lakewood and May 18th at Augusta).
- Outfielder **JUAN LAGARES** batted .292 (35-120) with five doubles, four triples, one home run and 17 RBI in 26 games during the month. He was also eight for 10 in stolen base attempts. Lagares went 5-7 with four RBI on May 9th at Lakewood.

JUNE

BUFFALO (AAA) OF THE INTERNATIONAL LEAGUE

- Lefthanded pitcher **MIKE O'CONNOR** posted a 1.76 ERA (three earned runs/15.1 innings) in 11 games during the month. He surrendered 15 hits and struck out 19 batters. O'Connor had one win and held opponents to a .228 batting average against.
- Catcher **J.R. HOUSE** batted .313 (21-67) with nine runs scored, six doubles, one home run and 11 RBI in 21 games in June. House went 4-4 on June 20th vs. Indianapolis.

BINGHAMTON (AA) OF THE EASTERN LEAGUE

- Righthanded pitcher **MANUEL ALVAREZ** won his second pitcher of the month award going 2-0 with four saves in 14 games in June for the B-Mets. Alvarez posted a 2.08 ERA (four earned runs/17.1 innings) with 24 strikeouts. He struck out five and permitted one hit in 2.0 innings on June 24th vs. New Britain.
- Infielder **LUIS HERNANDEZ** hit .301 (28-93) in June. He scored nine runs, collected three doubles, one triple, one home run and drove in 12 runs in 23 games. Hernandez constructed an eight-game hitting streak, June 8th-17th.

ST. LUCIE (A) OF THE FLORIDA STATE LEAGUE

- Righthanded pitcher **RHINER CRUZ** recorded a 0.57 ERA (one earned run/15.2 innings) with two saves in nine games. He surrendered seven hits and racked up 17 strikeouts during the month. Cruz held the opposition to a .140 batting average in June. He had at least one strikeout in eight of his nine appearances.
- Second baseman **JORDANNY VALDESPIN** hit .310 (31-100) with seven doubles, two triples, one home run, 14 RBI and seven stolen bases in 24 games. He had at least one hit in 20 of the 24 games during the month.

SAVANNAH (A) OF THE SOUTH ATLANTIC LEAGUE

- Lefthanded pitcher **MARK COHOON** tossed three straight complete game shutouts during the month to earn pitcher of the month honors. Cohoon went 3-0 with a 0.00 ERA and allowed 10 hits over that span. He racked up 22 strikeouts also earning South Atlantic League Pitcher of the Week honors for June 7th-13th. On June 4th, Cohoon hurled a three-hit shutout with 10 strikeouts vs. Asheville.
- Outfielder **PEDRO ZAPATA** batted .330 (30-91) with eight runs scored, six doubles and 17 RBI in 22 games for the Sand Gnats. Zapata collected at least one hit in 19 of the 22 games he played during the month. He went 5-5 with four RBI on June 16 vs. Rome.

METS #1 (R) OF THE DOMINICAN SUMMER LEAGUE

- Righthanded pitcher **MARTIRES ARIAS** had four wins and posted a 1.00 ERA (three earned runs/27.0 innings) in five starts in June. He worked 11.0 scoreless innings with one walk and five strikeouts in his first two starts of the year.
- Outfielder **EUDY PINA** batted .352 (32-91) with 22 runs scored, nine doubles, three triples, two home runs and 20 RBI in 25 games. He also swiped 13 bases. Pina had nine RBI in his first eight games of the month and five RBI over his final four games of the month.

METS #2 (R) OF THE DOMINICAN SUMMER LEAGUE

- Lefthanded pitcher **ISAAC MONROE** went 2-0 with a 1.10 ERA (two earned runs/16.0 innings) in four games, including one start during the month. Monroe recorded 20 strikeouts, including six strikeouts over 4.0 innings on June 24th against the Red Sox.
- Catcher **HECTOR ALVAREZ** batted .385 (25-65) with 13 runs scored, eight doubles and 13 RBI in 19 games. Alvarez had seven multi-hit games and four multi-RBI contests during the month.

JULY**BUFFALO (AAA) OF THE INTERNATIONAL LEAGUE**

- Lefthanded pitcher **PAT MISCH** won his second straight pitcher of the month award. Misch was 3-1 with a 2.74 ERA (13 earned runs/42.2 innings) in six starts in July. He had 35 strikeouts and issued six walks. Misch tossed 8.0 shutout innings with seven strikeouts vs. Lehigh Valley on July 31st.
- Outfielder **LUCAS DUDA** batted .313 (31-99) with 16 runs scored, nine doubles, nine home runs and 25 RBI in 28 games during the month. He tied a Bisons all-time record by hitting a home run in five consecutive games, June 28th-July 2nd, then hit a home run in three of the next seven games after the streak was snapped.

BINGHAMTON (AA) OF THE EASTERN LEAGUE

- Lefthanded pitcher **ROY MERRITT** was 2-1 with a 3.18 ERA (six earned runs/17.0 innings) in 13 games in relief for the B-Mets in July. He notched 11 strikeouts and issued only five walks. Merritt ended the month with 10.2 scoreless innings.
- Outfielder **SEAN RATLIFF** batted .371 (43-116) with 16 runs scored, 13 doubles, five home runs and 24 RBI in 28 games in July. Ratliff had 14 multi-hit games during the month, including a four-hit and two-RBI performance on July 7th at Altoona.

ST. LUCIE (A) OF THE FLORIDA STATE LEAGUE

- Righthanded pitcher **ERIK TURGEON** picked up two wins and recorded four saves in 12 games for St. Lucie in July. He posted a 2.87 ERA (five earned run/15.2 innings) with 14 strikeouts. Turgeon closed out the month allowing two earned runs over 13.0 innings (1.39 ERA).
- Shortstop **WILMER FLORES** won his second player of the month honor. He batted .279 (34-122) with 13 runs scored, seven doubles, three home runs and 18 RBI in 29 games. Flores hit in 10 straight games, July 2-10, batting .395 (17-43). He went 4-5 with two RBI on July 6th vs. Charlotte.

SAVANNAH (A) OF THE SOUTH ATLANTIC LEAGUE

- Righthanded pitcher **GABRIEL ZAVALA** allowed one earned run over 18.0 innings (0.50 ERA) in seven games during the month. He surrendered 11 hits with four walks while striking out 19. Zavala held opponents to a .169 batting average against. He began the month without allowing an earned run over 9.0 innings.
- Outfielder **CESAR PUELLO** batted .356 (36-104) with 28 runs scored and 17 stolen bases in 28 games for the Sand Gnats. Puella added six doubles, one triple, one home run and drove in 13 RBI. He ended the month on a 10-game hitting streak, batting .436 (17-39).

BROOKLYN (A) OF THE NEW YORK-PENN LEAGUE

- Lefthanded pitcher **ANGEL CUAN** went 3-0 with a 1.13 ERA (four earned runs/32.0 innings) in five starts during the month for the Cyclones. Cuan racked up 22 strikeouts, while issuing five walks. Over his last two starts of the month he did not allowed an earned run in 12.0 innings.
- Outfielder **DARRELL CECILIANI** batted .381 (43-118) with 22 runs scored, seven doubles, five triples, 12 RBI and 13 stolen bases in 29 games for the Cyclones. Cecilliani had 14 multi-hit games and had at least one hit in 23 of his 29 contests.

KINGSPORT (R) OF THE APPALACHIAN LEAGUE

- Righthanded pitcher **MICHAEL WELDON** was 1-0 with four saves and a 1.42 ERA (two earned runs/12.2 innings) in nine games in July. He had 16 strikeouts during the month and held the opposition to a .196 batting average against. Weldon had at least one strikeout in eight of his nine outings, including four strikeouts on July 1st vs. Pulaski.
- Outfielder **JAVIER RODRIGUEZ** had 21 RBI and scored 22 runs in 26 games for the K-Mets. He hit .328 (38-116) with 13 doubles, one triple and three home runs during the month. Rodriguez went 4-5 with three RBI on July 3rd vs. Pulaski.

GULF COAST METS (R) OF THE GULF COAST LEAGUE

- Righthanded pitcher **AKEEL MORRIS** posted a 0.90 ERA (one earned run/10.0 innings) during the month. He went 1-0 in four games, two starts. Morris tossed 4.0 shutout frames with four strikeouts on July 28th vs. the Cardinals to earn his first professional victory.
- Outfielder **JULIO CONCEPCION** hit .329 (27-82) with 12 runs scored, six doubles, three triples, four home runs and 14 RBI in 24 games in July. Concepcion began the month hitting .229 and ended it with a .301 mark. He had an RBI in five straight games, July 13th-18th.

METS #1 (R) OF THE DOMINICAN SUMMER LEAGUE

- Lefthanded pitcher **LENNY ROSARIO** did not allow an earned run over 15.0 innings for the Mets #1 Dominican Summer League squad. He went 2-0 and surrendered just two hits and one unearned run. Rosario recorded 20 strikeouts during the month. He had 15 strikeouts over a span of three appearances, July 14th-30th, covering 8.1 innings.
- Outfielder **EUDY PINA** earned his second straight player of the month award. He hit .321 (26-81) with two doubles, one home run and 12 RBI in 23 games. Pina also had 13 stolen bases and scored 12 runs. He had eight multi-hit games during the month.

METS #2 (R) OF THE DOMINICAN SUMMER LEAGUE

- Righthanded pitcher **MILLER DIAZ** went 3-2 with a 1.61 ERA (five earned runs/28.0 innings) over six starts. Diaz issued four walks and recorded 23 strikeouts during the month. He fanned six batters over 4.0 innings on July 7th vs. the DSL Rays.
- Outfielder **NOHISGLIN RIVERO** hit .258 (25-97) with three doubles, one triple, eight stolen bases and five RBI in 25 games in July.

AUGUSTBUFFALO (AAA) OF THE INTERNATIONAL LEAGUE

- Lefthanded pitcher **MIKE O'CONNOR** earned his second pitcher of the month award. O'Connor went 2-1 with two saves and a 2.25 ERA (five earned runs/20.0 innings). He notched 25 strikeouts and issued five walks. He constructed an 18.0-inning scoreless streak from August 8th-27th.
- Second baseman **RUSS ADAMS** hit .324 (23-71) and scored 16 runs in 22 games for the Bisons during the month. He collected six doubles, seven home runs and had 21 RBI. Adams drove in four runs on August 23rd vs. Pawtucket. He hit in nine straight games from August 11th-24th, batting .438 (14-32).

BINGHAMTON (AA) OF THE EASTERN LEAGUE

- Lefthanded pitcher **MARK COHOON** earned his second straight pitcher of the month award. He went 4-0 with a 1.60 ERA (six earned runs/33.2 innings) in five starts. Cohoon fanned 26 batters and held the opposition to a .225 batting average. He did not allow an earned run over 8.0 innings on August 29th at Reading.
- Second baseman **JOSH SATIN** compiled a .317 (32-101) batting average with 17 runs scored, eight doubles, five home runs and 17 RBI in 27 games for the B-Mets. Satin registered 10 multi-hit games during the month.

ST. LUCIE (A) OF THE FLORIDA STATE LEAGUE

- Righthanded pitcher **JEURYS FAMILIA** was 4-1 with a 3.44 ERA (14 earned runs/36.2 innings) in six starts. Familia notched 51 strikeouts, including a 12-strikeout performance on August 17th at Charlotte and a 10 strikeout game on August 27th at Fort Myers.
- Infielder **MICHAEL FISHER** hit .309 (29-26) with 10 doubles, three home runs and 15 RBI in 26 games for St. Lucie in August. Fisher swiped five bases without being caught and drew eight walks. He had at least one hit in 19 of 22 games from August 6th-31st.

SAVANNAH (A) OF THE SOUTH ATLANTIC LEAGUE

- Righthanded pitcher **ARMANDO RODRIGUEZ** posted a 3.25 ERA (10 earned runs/27.2 innings) and racked up 44 strikeouts in five starts. Rodriguez went 1-3 and allowed one home run over 27.2 innings. He allowed one run over 6.0 innings with 12 strikeouts on August 23rd at Asheville.
- Outfielder **MATT DEN DECKER** hit .413 (33-80) with 11 doubles and 15 RBI in 21 games for the Sand Gnats in his first month of professional baseball. He also scored 19 runs and stole three bases. He went 5-6 with three RBI on August 24th at Asheville.

BROOKLYN (A) OF THE NEW YORK-PENN LEAGUE

- Righthanded pitcher **YOHAN ALMONTE** went 4-1 with a 1.54 ERA (six earned runs/35.0 innings) in five starts for the Cyclones. Almonte allowed 25 hits and recorded 24 strikeouts while holding opponents to a .198 batting average against during the month. He threw a 9.0-inning complete-game shutout on August 28th at Connecticut.
- Outfielder **CORY VAUGHN** batted .300 (27-90) in 24 games with three home runs and 11 RBI during the month. Vaughn collected six doubles, one triple and had a .393 on-base percentage in August. He hit in 11 straight games from August 4th-14th, batting .375 (15-40).

KINGSPORT (R) OF THE APPALACHIAN LEAGUE

- Lefthanded pitcher **ORLANDO TOVAR** went 3-0 with a 2.92 ERA (eight earned runs/24.2 innings) in four starts during the month. He allowed two walks and struck out 22 batters. Tovar constructed 10.0 scoreless innings from August 8th-15th.
- Third baseman **ADERLIN RODRIGUEZ** batted .343 (34-99) with nine doubles, four home runs and 19 RBI in 25 games for the K-Mets. He had 14 multi-hit games during the month. Rodriguez had three hits and three RBI on August 9th vs. Princeton.

GULF COAST METS (R) OF THE GULF COAST LEAGUE

- Righthanded pitcher **DOMINGO TAPIA** was 3-0 with a 1.59 ERA (four earned runs/22.2 innings) in four starts in August. He issued four walks and had 15 strikeouts. He tossed 6.0 shutout frames with five strikeouts on August 2nd against the Cardinals.
- First baseman **NESTOR MORENO** hit .365 (19-52) with five doubles, one triple and eight RBI in 16 games during the month. Moreno scored six runs and had a .500 slugging percentage.

METS #1 (R) OF THE DOMINICAN SUMMER LEAGUE

- Lefthanded pitcher **ALBERTO BALDONADO** went 2-0 with a 0.53 ERA (one earned run/17.0 innings) in three games, two starts in August. He allowed nine hits and issued one walk while notching 22 strikeouts. Baldonado held the opponents to a .164 batting average.
- Second baseman **YEIXON RUIZ** hit .292 (21-72) with four doubles, two triples, one home run and 16 RBI in 19 games. He also drew 14 walks, scored 14 runs and had seven stolen bases.

METS #2 (R) OF THE DOMINICAN SUMMER LEAGUE

- Righthanded pitcher **GABRIEL YNOA** had a 0.38 ERA (one earned run/24.0 innings) in four games, two starts in August. Ynoa went 3-0 with 13 strikeouts and allowed 13 hits. He held the opponents to a .179 batting average.
- Outfielder **THOMAS DE WOLF** batted .347 (17-49) with three doubles, two home runs, and eight RBI in 17 games during the month. He had a .531 slugging percentage for the month and scored nine times.



Minor League Organizational Leaders



BATTING LEADERS

BATTING AVERAGE



1.	DARRELL CECILIANI	BRK	.351
2.	Joe Bonfe	BRK	.326
3.	Josh Satin	BIN	.311
4.	J.B. Brown	BRK	.308
5.	Cory Vaughn	BRK	.307
6.	Eric Campbell	BIN	.306
7.	Lucas Duda	BUF	.304
8.	Nick Evans	BUF	.300
9.	Sean Ratliff	BIN	.298
10.	Rylan Sandoval	BRK	.295

HOME RUNS



1t.	Lucas Duda	BUF	23
1t.	Nick Evans	BUF	23
3t.	Brahiam Maldonado	BIN	21
3t.	SEAN RATLIFF	BIN	21
5.	Zach Lutz	BUF	19
6t.	Mike Hessman	BUF	18
6t.	Kirk Nieuwenhuis	BUF	18
8.	Valentino Pascucci	BUF	17
9.	Russ Adams	BUF	16
10.	Mike Jacobs	BUF	15

RUNS BATTED IN



1.	Lucas Duda	BUF	87
2.	WILMER FLORES	STL	84
3t.	Nick Evans	BUF	80
3t.	Sean Ratliff	BIN	80
5.	Kirk Nieuwenhuis	BUF	77
6.	Josh Satin	BIN	74
7.	Stefan Welch	STL	68
8.	Aderlin Rodriguez	SAV	59
9t.	Three Tied With		58

STOLEN BASES



1.	CESAR PUELLO	SAV	45
2.	Pedro Zapata	STL	36
3.	Eudy Pina	DSL1	29
4.	Pedro Rondon	DSL1	26
5.	Juan Lagares	STL	25
6t.	Darrell Ceciliani	BRK	23
6t.	Sneider Batista	DSL2	23
8.	Yeixon Ruiz	DSL1	19
9t.	Emmanuel Garcia	STL	18
9t.	Alfonzo Harris	SAV	18

PITCHING LEADERS

EARNED RUN AVERAGE



1.	Yohan Almonte	BRK	1.91
2.	Angel Cuan	BRK	1.93
3.	James Fuller	STL	2.19
4.	A.J. Pinera	BRK	2.44
5.	MARK COHOON	BIN	2.57
6.	Armando Rodriguez	SAV	3.08
7.	Edioglis Vilasmil	GCL	3.11
8.	Pat Misch	BUF	3.23
9.	Collin McHugh	SAV	3.33
10.	Wesley Wrenn	BRK	3.36

WINS



1.	Dillon Gee	BUF	13
2.	Mark Cohoon	BIN	12
3t.	JAMES FULLER	STL	11
3t.	Pat Misch	BUF	11
3t.	Josh Stinson	BUF	11
6.	Chris Hilliard	BRK	10
7t.	Yohan Almonte	BRK	8
7t.	Armando Rodriguez	SAV	8
7t.	Taylor Whitenton	SAV	8
7t.	Robert Carson	BIN	8

SAVES



1.	Manuel Alvarez	BUF	17
2.	MICHAEL POWERS	STL	15
3.	Ryan Fraser	BRK	12
4.	Roy Merritt	BIN	9
5t.	Johan Figueroa	SAV	8
5t.	Jose Bierd	STL	8
7.	Brandon Sage	SAV	7
8t.	Four Tied With		6

STRIKEOUTS



1t.	Dillon Gee	BUF	165
1t.	BRANDON MOORE	BIN	165
3.	Armando Rodriguez	SAV	152
4.	Jeury Familia	STL	137
5t.	Mike Antonini	BUF	131
5t.	Mark Cohoon	BIN	124
7.	James Fuller	STL	124
8.	Taylor Whitenton	SAV	113
9.	Darin Gorski	SAV	109
10.	Robert Carson	STL	94

2010 Buffalo Bisons Stats

ALL-STAR: Pat Misch (LHP)

STERLING AWARD WINNER: Dillon Gee (RHP)
RECORD: 76 - 68
 (3rd Place - IL North)
MANAGER: Ken Oberkfell

BATTERS	AVG	G	AB	R	H	2B	3B	HR	RBI	SF	SAC	HBP	BB	IBB	SO	SB	CS	DP	SLG	OBP	--GAMES BY POSITION--									
																					1B	2B	3B	SS	OF	C	E			
*Adams, Russ	.264	108	383	58	101	28	2	16	58	2	3	4	37	3	68	4	2	13	.333	.473	0	57	2	10	23	0	8			
Barrett, Michael	.185	16	54	1	10	2	0	0	6	0	2	0	1	0	12	0	0	3	.193	.222	0	0	0	0	0	15	1			
Blaquiere, Jean Luc	.318	6	22	3	7	3	0	2	5	1	0	1	0	6	0	0	0	.375	.727	0	0	0	0	0	0	6	0			
*Carter, Chris	.336	29	113	17	38	9	2	6	22	0	0	2	8	0	8	0	0	.390	.611	5	0	0	0	14	0	0				
Cervenak, Mike	.249	111	433	48	108	24	0	8	40	0	3	7	11	0	56	2	1	12	.278	.360	1	0	79	0	25	0	15			
#Cintron, Alex	.228	20	57	5	13	1	0	1	3	0	0	0	4	0	12	0	1	1	.279	.298	0	10	0	3	1	0	1			
*Davis, Ike	.364	10	33	8	12	3	0	2	4	0	0	0	9	0	5	0	0	.500	.636	10	0	0	0	0	0	1				
*Duda, Lucas	.314	70	264	44	83	23	2	17	53	0	1	2	31	3	57	0	0	4	.389	.610	5	0	0	0	60	0	3			
Evans, Nick	.314	37	140	26	44	14	1	6	25	1	0	1	15	0	23	0	0	3	.385	.557	34	0	4	0	0	0	3			
*Feliciano, Jesus	.339	89	336	55	114	18	1	1	28	3	3	6	21	1	35	6	5	9	.385	.408	0	0	0	0	86	0	0			
*Garcia, Emmanuel	.160	17	50	5	8	2	0	0	1	3	0	0	0	0	14	0	0	1	.160	.200	0	0	0	0	15	0	0			
Green, Andy	.239	78	218	35	52	15	1	5	24	5	2	3	22	1	45	3	1	10	.314	.385	0	24	4	15	19	0	5			
#Hernandez, Luis	.280	47	189	25	53	10	4	0	12	4	3	2	10	3	31	2	1	2	.319	.376	0	6	0	4	0	1	0			
Hessman, Mike	.274	64	248	43	68	20	0	18	58	0	3	4	27	4	60	0	0	2	.351	.573	7	0	47	0	0	0	2			
House, J.R.	.253	67	225	20	57	14	0	4	29	2	1	2	13	0	31	0	0	8	.299	.369	0	0	0	0	1	59	3			
*Hubbard, Marshall	.059	5	17	0	1	1	0	0	1	0	0	0	1	0	7	0	0	0	.111	.118	2	0	0	0	3	0	0			
*Jacobs, Mike	.260	86	339	53	88	23	3	15	57	0	4	0	28	4	65	1	0	8	.313	.478	63	0	0	0	0	0	11			
Lutz, Zach	.300	5	20	3	6	4	0	1	9	0	0	0	2	0	3	0	0	0	.364	.650	0	0	4	0	0	0	1			
Maccani, Tony	.400	3	5	1	2	1	0	0	0	0	0	0	0	0	1	0	0	0	.400	.600	0	0	0	0	0	0	2	0		
Malo, Jonathan	.238	11	21	3	5	2	1	0	1	0	0	0	3	1	5	0	0	0	.333	.429	0	2	0	0	0	7	0	0		
Manriquez, Salomon	.167	3	6	0	1	1	0	0	0	0	0	0	1	0	2	0	0	0	.286	.333	2	0	0	0	0	0	1			
*Martinez, Fernando	.253	71	257	39	65	16	0	12	33	3	2	8	17	0	65	1	0	4	.317	.455	0	0	0	0	68	0	2			
*Murphy, Daniel	.294	8	34	4	10	3	0	1	8	0	0	0	1	0	2	1	0	2	.314	.471	5	2	0	0	0	0	1			
Nickeas, Mike	.214	7	28	1	6	1	0	0	0	0	0	0	1	0	7	0	0	0	.241	.250	0	0	0	0	0	0	7	0		
*Nieuwenhuis, Kirk	.225	30	120	10	27	8	1	2	17	1	0	1	11	3	39	0	0	1	.295	.358	0	0	0	0	30	0	2			
Padilla, Jorge	.313	48	160	26	50	10	0	2	22	2	5	2	14	0	26	6	2	4	.365	.413	0	0	0	0	46	0	2			
Pascucci, Valentino	.258	72	190	40	49	10	0	17	38	0	1	1	44	0	65	0	0	5	.398	.579	15	0	0	0	21	0	1			
*Pridie, Jason	.280	40	164	17	46	6	1	3	19	1	0	0	12	0	36	9	3	0	.330	.384	0	0	0	0	39	0	1			
Riggans, Shawn	.200	2	5	0	1	0	0	0	0	0	0	0	0	0	0	0	0	0	.200	.200	0	0	0	0	0	0	1	1		
Santos, Omir	.194	10	36	2	7	4	0	0	2	0	0	0	1	0	8	0	0	0	.216	.306	0	0	0	0	0	0	10	0		
Tejada, Ruben	.280	65	218	25	61	11	0	1	16	7	2	3	14	2	36	1	3	9	.329	.344	0	7	0	58	0	0	10			
*Thole, Josh	.267	48	165	20	44	19	1	2	17	1	2	1	22	0	25	0	0	3	.353	.430	0	0	0	0	0	0	48	4		
Turner, Justin	.333	78	312	58	104	22	1	11	35	4	2	6	24	0	38	5	3	9	.390	.516	0	49	8	21	0	0	10			
Turner, Justin	.316	101	396	69	125	30	1	12	43	5	3	6	33	0	51	7	3	10	.374	.487	0	65	10	22	0	0	13			
*Wabick, D.J.	.333	5	12	0	4	1	0	0	4	0	0	0	1	1	1	0	1	1	.429	.417	0	0	0	0	0	3	0	1		
Team Total	.273	144	4979	701	1359	330	21	153	651	56	39	58	414	26	937	41	23	115	.334	.440							107			

PITCHERS	W-L	ERA	G	GS	CG	SHO	GF	SV	IP	H	AB	TBF	R	ER	HR	HB	BB	IBB	SO	BK	WP
Acosta, Manny	2-3	3.47	28	0	0	0	19	5	36.1	28	127	148	14	14	4	1	15	2	36	0	2
Alvarez, Manuel	0-2	6.00	4	0	0	0	3	0	6.0	8	24	27	4	4	1	0	2	1	3	0	1
*Antonini, Michael	2-3	5.11	6	6	0	0	0	0	37.0	45	147	158	23	21	6	3	5	0	25	0	1
*Blackley, Travis	0-0	8.53	4	0	0	0	3	0	6.1	6	24	32	6	6	2	0	7	0	4	0	2
Brazoban, Yhency	0-0	6.10	10	0	0	0	6	1	10.1	11	39	45	7	7	1	0	5	0	10	0	0
Bruney, Brian	0-1	4.50	8	0	0	0	1	0	8.0	9	33	41	7	4	0	0	7	0	7	0	0
Calero, Kiko	2-0	10.59	10	0	0	0	2	0	17.0	24	74	88	20	20	4	4	9	0	16	0	1
Cordero, Chad	1-1	1.69	17	0	0	0	3	0	16.0	15	59	65	4	3	0	0	5	1	14	0	1
De La Torre, Jose	3-2	2.98	36	0	0	0	13	1	48.1	36	177	207	21	16	5	4	22	1	58	0	2
Dessens, Elmer	5-0	2.12	13	0	0	0	10	6	17.0	20	67	72	4	4	0	0	3	1	18	0	0
Dickey, R.A.	4-2	2.23	8	8	2	1	0	0	60.2	55	230	243	21	15	3	3	8	0	37	1	4
Gee, Dillon	13-8	4.96	28	28	0	0	0	0	161.1	174	633	697	96	89	23	13	41	1	165	0	3
Green, Sean	1-1	4.64	17	0	0	0	3	0	21.1	23	80	91	11	11	1	2	8	1	20	0	0
Igarashi, Ryota	2-1	3.31	15	0	0	0	9	2	16.1	18	65	73	8	6	2	0	6	0	16	0	3
3-8	5.34	22	15	0	0	0	1	0	92.2	108	364	420	64	55	8	4	39	0	58	0	4
Livingston, Bobby	2-3	5.79	31	0	0	0	19	4	37.1	48	151	171	24	24	5	2	12	0	45	0	2
Lujan, John	0-0	0.00	1	1	0	0	0	0	4.1	1	15	18	1	0	0	0	3	0	4	0	0
Maine, John	0-0	1.13	1	1	0	0	0	0	8.0	5	25	28	1	1	1	1	1	0	9	0	0
Mejia, Jenrry	0-1	14.54	4	0	0	0	2	0	4.1	9	21	24	8	7	0	0	1	0	3	0	0
*Merritt, Roy	11-4	3.23	23	23	2	1	0	0	150.2	150	579	619	61	54	11	6	24	0	99	0	4
*Niess, Jon	0-0	3.00	1	1	0	0	0	0	6.0	8	24	25	2	2	1	0	0	0	3	0	0
Nieve, Fernando	2-1	5.63	8	8	0	0	0	0	40.0	49	161	177	25	25	3	1	13	0	31	0	1
*O'Connor, Michael	5-2	2.67	51	0	0	0	18	6	70.2	65	264	287	25	21	5	2	17	1	70	0	5
2-3	3.94	8	8	1	0	0	0	0	48.0	43	180	193	22	21	1	2	8	0	32	1	1
Owen, Dylan	3-4	7.11	10	7	0	0	1	0	44.1	59	185	204	36	35	6	1	14	0	41	0	0
1-1	4.14	24	0	0	0	0	10	4	41.1	36	156	177	22	19	3	1	17	0	42	0	1
*Parnell, Bobby	0-0	2.91	2	2	0	0	0	0	11.2	10	43	53	4	3	2	2	7	0	10	0	2
*Perez, Oliver	2-4	4.94	44	3	0	0	14	2	62.0	66	241	285	38	34	6	2	34	3	47	1	5
Stinson, Josh	2-2	2.57	4	4	1	0	0	0	28.0	22	104	112	10	8	5	0	8	0	21	0	0
Stoner, Tobi	6-10	5.97	23	22	0	0	0	0	120.2	158	499	557	88	80	18	5					

2010 Binghamton Mets Stats

MANAGER & COACHES
PLAYER BIOS
2010 FINAL STATS
METS VS. OPPONENTS
2010 RECAPS
MINOR LEAGUES

ALL-STARS: Nick Evans (INF)
Mike Nickeas (C)
Kirk Nieuwenhuis (OF)
Josh Stinson (RHP)

STERLING AWARD WINNER: Kirk Nieuwenhuis (OF)
RECORD: 66 - 76
(5th Place - EL East)
MANAGER: Tim Teufel

BATTERS	AVG	G	AB	R	H	2B	3B	HR	RBI	SAC	SF	HBP	BB	IBB	SO	SB	CS	DP	SLG	OBP	--GAMES BY POSITION--						
																					1B	2B	3B	SS	OF	C	E
Campbell, Eric	.279	50	179	26	50	11	0	6	30	4	2	2	12	0	32	1	0	5	.328	.441	0	0	35	0	15	0	6
*Centeno, Juan	.000	1	1	0	0	0	0	0	0	0	0	0	0	0	0	0	0	0	.000	.000	0	0	0	0	0	0	0
*Coronado, Jose	.254	122	414	66	105	24	1	6	50	6	4	5	40	0	80	2	4	3	.324	.360	0	28	35	55	0	0	15
*Duda, Lucas	.286	45	161	30	46	17	0	6	34	0	1	6	29	1	27	1	0	2	.411	.503	9	0	0	0	35	0	2
Evans, Nick	.294	88	347	62	102	30	0	17	55	0	3	1	40	2	65	0	1	12	.366	.527	74	0	12	0	2	0	0
*Fisher, Michael	.298	18	57	7	17	1	0	3	5	1	0	0	1	0	16	1	0	1	.310	.474	0	8	3	2	0	0	2
*Guzman, Carlos	.259	47	158	19	41	5	0	0	10	1	1	3	20	2	36	0	2	3	.352	.291	0	0	0	0	46	0	3
*Havens, Reese	.338	18	68	12	23	2	1	6	12	0	0	1	6	0	15	0	2	0	.400	.662	0	16	0	0	0	0	3
*Hernandez, Luis	.298	57	225	28	67	12	4	3	32	1	5	2	16	0	30	4	4	8	.343	.427	0	0	0	56	0	0	5
*Hubbard, Marshall	.247	104	332	53	82	19	0	9	51	0	4	6	43	1	62	1	0	11	.340	.386	27	0	0	0	9	0	3
Lutz, Zach	.289	61	225	42	65	14	0	17	42	1	0	4	33	0	63	0	2	9	.389	.578	0	0	57	0	0	0	7
Maldonado, Brahim	.284	74	250	40	71	19	4	14	38	3	1	6	19	0	84	7	2	1	.348	.560	0	0	0	0	67	0	1
Malo, Jonathan	.215	86	246	35	53	13	2	3	22	3	1	4	30	0	57	6	5	3	.310	.321	0	22	0	36	25	0	9
Martinez, Salomon	.289	34	90	11	26	5	0	4	15	2	0	1	3	0	22	0	0	2	.319	.478	4	0	0	0	0	0	21
Montz, Luke	.182	33	110	10	20	3	0	2	15	0	3	0	12	0	32	0	2	1	.256	.264	1	0	0	0	0	0	31
Moras, Michael	.182	3	11	0	2	0	0	0	2	0	0	0	1	0	4	0	0	0	.250	.182	0	0	0	0	0	0	3
Nickeas, Mike	.283	82	265	27	75	15	0	5	33	0	0	4	49	0	43	1	1	8	.403	.396	3	0	0	0	0	0	77
*Nieuwenhuis, Kirk	.289	94	394	81	114	35	2	16	60	3	5	1	30	0	93	13	7	5	.337	.510	0	0	0	0	91	0	6
Pellot, Hector	.127	27	71	8	9	3	1	0	5	2	1	2	4	0	31	1	0	2	.192	.197	0	18	6	0	0	0	2
*Ratliff, Sean	.317	73	281	48	89	21	0	16	50	1	3	3	23	2	72	1	2	5	.371	.562	0	0	0	0	73	0	5
*Reyes, Raul	.232	59	211	24	49	8	2	8	26	0	0	4	9	1	63	2	0	7	.277	.403	0	0	0	0	57	0	3
Riggins, Shawn	.400	2	5	0	2	2	0	2	0	0	2	0	0	0	1	0	0	0	.400	.800	0	0	0	0	0	0	2
Santos, Omir	.138	17	58	5	8	3	0	1	8	0	1	1	4	0	7	0	0	2	.203	.241	1	0	0	0	0	0	15
Satin, Joshua	.308	79	286	49	88	24	1	7	39	0	3	7	36	0	71	1	0	8	.395	.472	34	37	5	0	0	0	4
*Valdespin, Jordany	.232	28	112	8	26	8	0	0	8	2	1	0	2	0	23	4	2	4	.243	.304	0	28	0	0	0	0	9
*Wabick, D.J.	.304	50	168	21	51	16	1	1	22	0	2	1	8	2	32	2	2	4	.335	.429	0	0	0	0	26	0	0
Team Total	.268	142	4805	718	1288	312	19	150	668	40	41	64	470	11104	48	38	107	.339	.435								120

PITCHERS	W-L	ERA	G	GS	CG	SHO	GF	SV	IP	H	AB	TBF	R	ER	HR	HB	BB	IBB	SO	BK	WP
Alvarez, Manuel	3-1	2.87	34	0	0	0	18	8	47.0	35	172	182	17	15	5	2	6	1	57	0	2
*Antonini, Michael	6-9	4.32	23	23	1	0	0	0	131.1	132	506	546	64	63	17	5	26	1	106	1	5
Beaulac, Eric	0-2	9.00	2	2	0	0	0	0	6.0	8	22	30	6	6	1	0	7	0	3	0	3
*Carson, Robert	1-6	8.32	10	10	0	0	0	0	48.2	68	198	228	46	45	7	2	23	0	30	0	3
*Cohoon, Mark	5-4	4.18	13	13	1	0	0	0	71.0	74	272	301	41	33	5	7	15	2	56	3	4
De La Torre, Jose	0-0	2.05	15	0	0	0	6	2	22.0	16	76	90	5	5	0	1	12	0	22	1	1
*Ellison, Derrick	1-2	3.41	29	0	0	0	9	2	37.0	21	126	148	14	14	2	0	17	0	29	0	0
Everts, Clint	3-1	6.94	26	0	0	0	12	2	35.0	46	145	175	28	27	3	5	21	3	37	0	4
Frederick, Emary	1-1	4.71	18	0	0	0	4	0	21.0	23	85	101	16	11	0	3	11	1	18	0	5
Holt, Bradley	1-5	10.20	10	9	0	0	0	0	30.0	43	128	156	35	34	2	3	23	0	25	0	3
Hubbard, Marshall	0-0	2.08	3	0	0	0	2	0	4.1	3	15	15	1	1	0	0	0	0	0	0	0
Kunz, Eddie	7-8	5.34	42	12	0	0	7	3	111.1	116	418	513	73	66	8	14	68	1	63	1	7
Lujan, John	0-1	2.55	20	0	0	0	16	3	24.2	23	92	107	11	7	0	1	13	1	26	0	1
Maine, John	0-0	0.00	1	1	0	0	0	0	4.0	1	13	15	0	0	0	0	2	0	5	0	0
Mejia, Jenny	2-0	1.32	6	6	1	1	0	0	27.1	19	95	111	5	4	0	0	14	0	26	0	1
*Merritt, Roy	4-5	3.86	60	0	0	0	26	9	81.2	75	305	350	41	35	7	8	27	5	65	0	3
Montz, Luke	0-0	0.00	1	0	0	0	1	0	1.0	1	4	4	0	0	0	0	0	0	0	0	0
Moore, Brandon	0-1	24.30	1	1	0	0	0	0	3.1	8	19	23	9	9	4	0	4	0	6	0	2
Muniz, Carlos	0-1	8.38	9	0	0	0	3	0	9.2	14	41	49	9	9	0	1	6	1	8	0	0
*Niesen, Eric	4-6	5.14	33	13	0	0	7	0	77.0	80	296	375	52	44	8	10	60	1	59	0	5
Owen, Dylan	4-4	3.94	26	10	0	0	3	0	82.1	72	307	357	44	36	10	9	38	0	67	0	4
Ramirez, Edgar	6-1	4.93	41	1	0	0	13	1	76.2	84	306	344	48	42	10	5	29	2	63	0	11
Ramirez, Elvin	0-1	4.05	3	0	0	0	1	0	6.2	5	24	30	3	3	2	0	6	0	7	0	1
Schwinden, Chris	4-7	5.56	17	14	1	1	0	0	79.1	100	327	352	53	49	8	4	19	1	69	0	3
Shaw, Scott	4-7	8.42	22	13	0	0	1	0	72.2	96	302	353	71	68	16	5	39	1	45	0	3
Stinson, Josh	9-3	4.24	32	14	0	0	7	1	110.1	108	416	481	57	52	7	4	50	0	68	0	10
Turgeon, Erik	1-0	3.86	6	0	0	0	2	0	9.1	11	36	46	4	4	0	1	6	0	10	0	2
Team Total	66-76	4.99	142	142	4	8	138	31	1230.2	1282	4746	5482	753	682	122	90	542	21	970	6	83

* = lefthanded batter
= switch hitter

2010 St. Lucie Mets Stats

MANAGER & COACHES

PLAYER BIOS

2010 FINAL STATS

METS VS. OPPONENTS

MINOR LEAGUES

ALL-STARS: Manuel Alvarez (RHP)
 Sean Ratliff (OF)
 Josh Satin (INF)
 Chris Schwinden (RHP)
 Stefan Welch (INF)

STERLING AWARD WINNER: Wilmer Flores (INF)
RECORD: 62 - 76
 (5th Place - FSL South)

MANAGER: Edgar Alfonso

--GAMES BY POSITION--

BATTERS	AVG	G	AB	R	H	2B	3B	HR	RBI	SF	SAC	HBP	BB	IBB	SO	SB	CS	DP	SLG	OBP	1B	2B	3B	SS	OF	C	E	
#Abruzzo, Jordan	.250	1	4	0	1	0	0	0	0	0	0	0	0	0	2	0	0	0	.250	.250	0	0	0	0	0	1	0	
*August, Joey	.262	72	237	25	62	16	0	3	22	2	0	4	20	2	29	7	2	7	.330	.367	0	0	0	0	64	0	1	
Barajas, Rod	.235	4	17	1	4	0	0	0	2	0	0	0	0	0	2	0	0	0	.235	.235	0	0	0	0	0	4	1	
Barrett, Michael	.220	15	50	3	11	1	0	0	3	0	0	0	4	0	8	0	0	2	.278	.240	0	0	0	0	0	7	2	
#Beltran, Carlos	.367	14	49	5	18	5	0	0	5	0	1	0	7	1	6	0	0	1	.439	.469	0	0	0	0	10	0	0	
Blaquiere, Jean Luc	.186	52	172	10	32	3	1	1	16	3	0	0	6	0	53	0	3	2	.213	.233	0	0	0	0	0	49	6	
Bouchard, Matt	.192	9	26	2	5	0	0	0	4	0	0	0	1	0	6	0	1	1	.222	.192	0	1	0	5	0	0	2	
Campbell, Eric	.335	46	170	37	57	14	1	4	20	1	1	3	21	1	22	2	5	6	.415	.500	8	0	11	0	22	0	4	
#Castillo, Luis	.154	4	13	3	2	1	0	0	0	0	0	0	3	0	2	0	0	0	.313	.231	0	4	0	0	0	0	0	
*Centeno, Juan	.200	11	35	1	7	0	0	0	1	2	1	0	3	1	7	1	0	4	.256	.200	0	0	0	0	0	9	0	
Cherry, William	.000	1	1	0	0	0	0	0	0	0	0	0	0	0	1	0	0	0	.000	.000	0	0	0	0	0	1	0	
*Fernandez, Rafael	.300	50	200	26	60	11	4	3	22	3	3	14	0	46	2	1	5	341	.440	.000	0	0	0	0	58	0	5	
#Fisher, Michael	.277	41	148	23	41	13	0	3	19	2	3	1	12	3	31	5	0	5	.329	.426	7	23	3	4	0	0	7	
Flores, Wilmer	.300	67	277	32	83	18	1	4	40	0	2	2	9	0	40	2	4	10	.324	.415	0	0	0	67	0	0	14	
*Freeman, Taylor	.333	2	6	1	2	0	1	0	2	0	0	0	2	0	1	0	0	0	.500	.667	0	0	0	0	0	2	0	
*Garcia, Emmanuel	.241	34	133	18	32	6	0	0	9	0	0	0	16	1	37	18	3	1	.322	.286	0	0	0	0	32	0	1	
Green, Andy	.333	2	6	1	2	0	0	1	3	0	0	1	2	0	2	0	0	0	.556	.833	0	2	0	0	0	0	1	
Gronauer, Kai	.324	38	139	18	45	5	0	2	20	0	1	2	10	0	26	1	0	3	.375	.403	0	0	0	0	0	29	2	
*Havens, Reese	.281	14	57	9	16	2	1	3	7	0	0	0	8	0	18	0	1	1	.369	.509	0	13	0	0	0	0	0	
*Holliday, Cody	.250	1	4	1	1	0	0	0	0	0	0	0	0	0	2	0	0	0	.250	.250	0	0	0	0	0	1	0	
Lagares, Juan	.233	33	133	16	31	5	0	2	16	0	1	1	2	0	18	7	3	2	.248	.316	0	0	0	0	33	0	2	
Lucas, Richard	.212	129	434	55	92	18	2	11	52	1	5	12	34	0	149	5	3	5	.285	.339	3	0	123	0	0	0	22	
Lutz, Zach	.000	1	4	0	0	0	0	0	0	0	0	0	0	0	2	0	0	0	.000	.000	0	0	0	1	0	0	0	
Maccani, Tony	.235	11	34	3	8	1	0	1	3	1	1	0	1	0	9	0	0	1	.250	.353	0	0	0	0	0	10	0	
*Maldonado, Brahim	.276	31	123	18	34	6	0	7	18	0	2	1	10	0	48	2	2	1	.331	.496	0	0	0	0	28	0	3	
*Martinez, Fernando	.267	4	15	1	4	1	0	0	0	0	0	1	1	0	2	0	0	0	.313	.333	0	0	0	0	0	3	0	
*Mollica, Ryan	.277	31	94	11	26	5	1	1	13	0	0	0	5	0	26	1	2	2	.313	.333	0	16	2	0	0	0	3	
Montz, Luke	.250	6	16	3	4	0	0	1	2	0	0	0	0	0	5	4	0	1	.429	.438	0	0	0	0	0	0	5	1
Moras, Michael	.186	27	70	9	13	0	0	1	7	1	0	1	9	0	23	0	1	3	.288	.229	0	0	0	0	1	20	2	
*Murphy, Daniel	.727	3	11	2	8	1	0	1	6	0	0	0	2	0	0	0	0	0	.769	1.091	3	0	0	0	0	0	0	
Nieves, Luis	.132	17	38	3	5	0	1	0	1	0	0	0	2	0	8	1	0	1	.175	.184	0	2	2	12	0	0	6	
Pellot, Hector	.253	54	170	25	43	6	1	3	14	4	1	3	13	0	46	1	3	1	.316	.353	0	5	1	0	36	0	5	
Pena, Francisco	.270	10	37	3	10	2	0	0	7	0	1	0	2	0	12	0	0	0	.300	.324	0	0	0	0	0	0	5	0
*Ratliff, Sean	.275	57	222	35	61	14	3	5	30	0	1	2	17	0	66	9	2	2	.331	.432	0	0	0	0	54	0	3	
#Reyes, Jose	.000	1	4	0	0	0	0	0	0	0	0	0	0	0	0	0	0	0	.000	.000	0	0	0	1	0	0	0	
*Reyes, Raul	.218	52	174	19	38	12	0	4	11	3	0	1	9	0	44	3	0	2	.261	.356	0	0	0	0	45	0	1	
Sandoval, Rylan	.217	10	23	4	5	0	0	0	0	0	0	0	5	3	11	1	1	0	.419	.217	0	2	1	5	0	0	2	
Satin, Josh	.316	58	209	27	66	15	0	5	35	1	2	3	30	0	50	1	5	6	.406	.459	1	39	0	0	0	0	4	
Semel, John	.158	5	19	0	3	0	0	0	1	0	0	0	0	0	5	0	0	2	.158	.158	0	0	0	0	0	5	0	
Shields, Robbie	.286	2	7	0	2	0	0	0	1	0	0	0	1	0	0	1	0	0	.375	.286	0	0	0	0	0	0	6	0
Torres, Juan	.333	6	21	3	7	2	0	0	6	0	0	0	1	0	1	0	0	1	.333	.429	0	0	0	0	0	0	6	
Tovar, Wilfredo	.246	30	118	14	29	5	1	1	13	0	2	3	1	22	4	3	2	3	.276	.305	0	3	0	27	0	0	14	
*Valdespin, Jordany	.289	65	270	40	78	16	3	6	33	3	1	6	8	0	45	13	10	1	.323	.437	0	36	0	23	0	0	6	
*Welch, Stefan	.256	133	496	64	127	29	8	8	68	2	4	16	37	3	126	2	1	12	.325	.395	118	0	0	0	0	0	8	
Williams, Seth	.077	5	13	0	1	0	0	0	0	0	0	0	0	0	6	0	0	0	.077	.077	0	0	0	0	3	0	0	
Zapata, Pedro	.246	40	167	20	41	2	4	0	6	4	1	0	5	0	48	9	7	0	.266	.305	0	0	0	0	38	0	1	
Team Total	.261	138	4666	590	1217	235	33	80	532	34	32	66	337	151117	99	62	95	318	.377	151	0	0	0	0	0	0	0	151

PITCHERS	W-L	ERA	G	GS	CG	SHO	GF	SV	IP	H	AB	TBF	R	ER	HR	HB	BB	IBB	SO	BK	WP
Allen, Kyle	6-8	5.24	21	19	0	0	2	0	101.1	106	388	458	67	59	6	12	54	0	53	0	10
Alvarez, Manuel	3-1	0.00	18	0	0	0	17	9	25.2	12	81	89	2	0	0	2	4	0	24	0	1
Beaulac, Eric	5-5	3.68	21	19	0	0	0	0	102.2	93	392	465	61	42	3	5	55	0	76	0	26
Bierd, Jose	3-3	4.63	32	0	0	0	17	8	44.2	52	177	204	30	23	2	1	22	1	41	0	3
*Calero, Angel	1-2	5.40	11	1	0	0	2	1	18.1	25	80	91	12	11	2	0	10	0	21	0	3
Carr, Nicholas	1-1	5.40	16	0	0	0	4	0	23.1	25	91	110	15	14	2	0	16	1	26	0	1
*Carson, Robert	7-5	4.17	17	16	0	0	0	0	86.1	98	341	385	42	40	5	5	33	0	69	1	3
Clyne, Stephen	1-1	3.86	10	0	0	0	4	0	14.0	16	55	73	8	6	0	6	9	0	11	1	6
Cruz, Rhiner	0-5	3.46	51	0	0	0	23	6	75.1	62	267	341	34	29	6	12	53	3	66	0	9
*Cuan, Angel	0-0	0.00	3	0	0	0	1	0	4.1	3	15	17	0	0	0	1	1	0	2	0	0
Familia, Jueyris	6-9	5.58	24	24	0	0	0	0	121.0	117	455	556	87	75	7	15	74	0	137	3	25
Fisher, Michael	0-0	0.00	1	0	0	0	1	0	1.0	1	4	4	0	0	0	0	0	0	0	0	0
Frederick, Emary	0-0	3.35	17	0	0	0	7	3	23.0	18	84	89	6	6	1	4	1	25	0	3	
*Fuller, James	3-2	3.38	5	5	0	0	0	0	24.0	26	95	106	10	9	2	1	9	0	25	0	2
Green, Sean	0-0	4.50	4	0	0	0	4	0	4.0	6	18	19	2	2	0	0	1	0	6	0	2
Holt, Bradley	2-9	7.48	14	14	0	0	0	0	65.0	68	246	322	57	54	4	14	5				

2010 Brooklyn Cyclones Stats

ALL-STARS: Yohan Almonte (RHP)
 Joe Bonfe (INF)
 Darrell Ceciliani (OF)
 Angel Cuan (LHP)
 Jeff Flagg (INF)
 Ryan Fraser (RHP)
 Rylan Sandoval (INF)
 Cory Vaughn (OF)

STERLING AWARD WINNER: Darrell Ceciliani (OF)
RECORD: 51 - 24
 (1st Place - McNamara)
MANAGER: Wally Backman

--GAMES BY POSITION--

BATTERS	AVG	G	AB	R	H	2B	3B	HR	RBI	SF	SAC	HBP	BB	IBB	SO	SB	CS	DP	SLG	OBP	1B	2B	3B	SS	OF	C	E	
Bonfe, Joe	.326	72	270	41	88	13	1	4	28	6	1	2	26	1	56	8	2	1	.388	.426	5	0	24	0	0	0	10	
*Brown, J.B.	.308	57	201	28	62	12	4	3	29	8	2	0	13	1	29	2	1	4	.347	.453	0	53	0	0	0	0	8	
#Butler, Jet	.250	6	20	3	5	1	0	0	2	0	0	0	3	0	3	0	0	0	.348	.300	0	0	5	0	0	0	2	
*Ceciliani, Darrell	.351	68	271	56	95	19	12	2	35	3	1	4	24	2	56	21	14	3	.410	.531	0	0	0	0	0	63	0	5
*Centeno, Juan	.371	32	89	17	33	8	1	1	10	8	0	1	6	1	8	1	0	1	.417	.517	0	0	0	0	0	31	3	3
Cherry, William	.234	56	197	26	46	8	3	5	34	9	3	0	17	0	55	5	8	1	.290	.381	0	0	0	0	0	51	0	4
Farrell, Patrick	.133	7	15	1	2	0	0	1	3	0	0	0	0	0	6	1	0	0	.133	.333	0	0	0	0	0	6	0	0
Flagg, Jeff	.252	73	270	39	68	17	5	9	52	3	8	7	27	0	79	9	2	3	.327	.452	71	0	0	0	0	0	0	2
Forsythe, Blake	.238	30	101	14	24	5	1	3	8	1	3	1	11	0	41	1	1	1	.310	.396	0	0	0	0	0	28	1	1
*Freeman, Taylor	.170	17	53	6	9	2	0	1	6	2	1	0	4	0	16	0	1	1	.224	.264	0	0	0	0	0	16	2	0
*Harris, R.J.	.300	3	10	1	3	2	0	0	0	0	0	0	0	0	1	0	0	0	.300	.500	0	0	0	0	0	2	0	0
Harrison, Brian	.286	35	126	24	36	10	1	7	22	3	2	4	10	1	18	2	0	3	.352	.548	0	0	29	0	0	0	0	12
*Holliday, Cody	.200	35	85	15	17	4	1	0	8	2	0	1	12	0	22	2	2	4	.306	.271	0	0	0	0	0	31	0	1
McQueen, ZeErika	.167	6	18	2	3	0	0	0	2	0	0	0	2	0	3	1	0	0	.250	.167	0	0	0	0	0	6	0	0
Nieves, Luis	.267	23	60	11	16	1	2	2	10	2	1	0	3	0	7	5	0	1	.297	.450	0	2	0	20	0	0	0	4
Sandoval, Rylan	.330	47	185	34	61	13	0	9	29	2	0	7	16	0	35	8	5	2	.404	.546	0	4	0	43	0	0	11	
Schafer, Justin	.227	14	44	4	10	2	0	0	6	1	1	0	3	0	5	0	0	0	.271	.273	0	9	1	2	0	0	1	1
Schroeder, James	.258	36	97	18	25	9	0	1	9	6	0	1	10	0	23	2	1	2	.333	.381	0	11	21	0	1	0	5	5
Steinhauer, Kurt	.141	29	71	8	10	1	0	2	8	1	3	1	4	1	25	0	1	2	.190	.239	0	0	0	0	0	24	0	1
Tovar, Wilfredo	.265	18	68	11	18	2	1	0	6	3	1	3	2	0	9	4	3	0	.311	.324	0	0	0	18	0	0	3	3
Valdez, Amaris	.143	2	7	1	1	1	0	0	0	0	0	0	0	0	2	0	0	0	.143	.286	0	0	0	0	0	2	0	0
Vaughn, Cory	.307	72	264	45	81	14	5	14	56	0	6	9	34	3	63	12	5	4	.396	.557	0	0	0	0	0	70	0	3
Team Total	.283	75	2522	405	713	144	37	64	363	60	33	41	227	10	562	84	46	33	.348	.445								89

PITCHERS	W-L	ERA	G	GS	CG	SHO	GF	SV	IP	H	AB	TBF	R	ER	HR	HB	BB	IBB	SO	BK	WP
Almonte, Yohan	8-4	1.91	15	15	1	1	0	0	89.2	68	328	352	28	19	1	3	15	1	60	0	6
*Bennett, Hamilton	2-2	3.49	19	0	0	0	2	0	28.1	27	105	118	13	11	1	1	9	0	24	0	0
Carela, Daniel	2-1	1.82	19	0	0	0	7	2	24.2	16	85	107	5	5	2	6	15	0	25	0	1
Carnevale, Hunter	0-0	18.00	5	0	0	0	1	0	5.0	11	28	33	11	10	0	0	5	0	8	0	0
Carr, Nicholas	0-0	0.00	3	0	0	0	0	0	2.1	1	8	11	0	0	0	0	3	0	3	0	0
*Chism, T.J.	0-0	1.59	5	0	0	0	1	0	5.2	4	21	24	1	1	1	0	3	1	12	0	1
*Cuan, Angel	5-1	2.03	14	14	0	0	0	0	79.2	68	296	323	26	18	2	3	17	0	64	0	0
Figueroa, Johan	5-1	2.40	24	0	0	0	17	8	30.0	24	111	130	10	8	1	2	15	0	35	0	3
Fraser, Ryan	3-3	1.44	26	0	0	0	21	12	31.1	16	103	129	7	5	0	2	20	0	39	0	2
*Hilliard, Chris	9-1	3.74	14	14	0	0	0	0	79.1	79	305	332	40	33	2	5	14	0	50	0	3
*Houck, Mitchell	4-1	3.73	10	9	0	0	0	0	50.2	53	196	222	28	21	3	3	17	0	41	0	3
*Kolarek, Adam	2-1	2.89	17	0	0	0	5	1	28.0	16	95	116	11	9	3	2	14	0	30	0	2
Kountiss, Jonathan	1-1	5.95	9	4	0	0	1	0	19.2	23	76	95	14	13	2	2	14	0	23	0	2
Leduc, Guillaume	0-0	0.00	1	0	0	0	1	0	1.0	0	2	3	0	0	0	0	1	0	0	0	0
Martinez, Pedro P.	0-0	9.00	2	0	0	0	2	0	2.0	1	7	9	2	2	1	0	2	0	2	0	0
Needham, Brian	0-0	5.63	14	0	0	0	4	1	16.0	20	65	78	11	10	3	1	11	0	12	0	1
*Pereira, Nelson	1-0	3.28	16	2	0	0	2	1	35.2	30	137	153	15	13	1	3	12	2	38	1	7
Pinera, A. J.	2-3	2.44	16	11	0	0	1	0	62.2	62	242	264	24	17	3	2	12	1	54	0	4
Taveras, Samuel	2-0	3.86	12	0	0	0	7	0	14.0	15	53	62	6	6	1	2	6	1	10	0	0
Weldon, Michael	0-0	4.15	2	0	0	0	0	0	4.1	5	14	19	3	2	0	0	4	0	2	0	0
Wrenn, Wesley	5-5	3.61	20	6	0	0	2	1	62.1	65	251	268	34	25	4	1	12	0	46	1	3
Team Total	51-24	3.05	75	75	1	4	74	26	672.1	604	2528	2848	289	228	31	38	221	6	578	2	38

* = lefthanded batter
 # = switch hitter

MANAGER & COACHES

PLAYER BIOS

2010 FINAL STATS

METS VS. OPPOSITION

2010 RECAPS

MINOR LEAGUES



2010 Kingsport Mets Stats



STERLING AWARD WINNER:

Aderlin Rodriguez (INF)

RECORD:

28 - 39
(5th Place - AL West)

MANAGER:

Mike DiFelice

--GAMES BY POSITION--

BATTERS	AVG	G	AB	R	H	2B	3B	HR	RBI	SAC	SF	HBP	BB	IBB	SO	SB	CS	DP	SLG	OBP	1B	2B	3B	SS	OF	C	E	
Brown, Brandon	.209	47	153	12	32	12	0	0	14	2	0	2	9	0	24	9	4	3	.262	.288	3	0	4	34	3	0	19	
Cordero, Albert	.277	54	206	32	57	11	2	8	32	1	3	2	8	0	24	2	1	9	.306	.466	0	0	0	0	0	31	6	
Farrell, Patrick	.263	5	19	2	5	0	0	0	1	5	0	0	0	0	8	0	0	0	.263	.421	0	0	0	0	0	0	2	0
*Freeman, Taylor	.174	10	23	0	4	0	0	0	0	1	0	0	2	0	11	0	0	0	.240	.174	0	0	0	0	0	0	4	0
Greene, Chase	.228	37	145	18	33	6	0	1	9	1	1	1	14	0	23	5	5	4	.298	.290	0	0	0	0	0	37	0	1
Hinojosa, Charles	.153	31	98	12	15	0	1	2	4	2	0	1	6	0	29	1	0	3	.210	.235	0	3	0	0	0	24	0	1
#Lora, Eddie	.088	12	34	2	3	2	0	1	6	0	3	0	6	0	20	0	0	0	.209	.235	9	0	0	0	0	0	0	0
McQueen, ZeErika	.264	61	254	42	67	14	0	2	20	1	4	5	16	0	63	14	4	1	.315	.343	0	0	0	0	61	0	4	
#Ozga, Travis	.500	1	4	2	2	1	0	1	2	0	0	0	0	0	0	0	0	0	.500	1.500	1	0	0	0	0	0	0	0
Rodriguez, Aderlin	.312	61	250	44	78	22	0	13	48	0	1	1	15	0	43	3	1	8	.352	.556	0	0	58	0	0	0	20	0
Rodriguez, Javier	.319	41	160	29	51	15	2	4	24	0	1	3	6	0	28	1	2	1	.353	.513	0	0	0	0	40	0	1	
Schafer, Justin	.333	30	126	17	42	9	1	1	16	2	1	1	12	0	19	5	5	2	.393	.444	0	9	0	20	0	0	7	0
Semel, John	.301	45	163	21	49	6	4	0	14	3	1	0	13	0	33	2	6	4	.350	.387	0	0	0	0	44	0	1	
*Stewart, Lucas	.255	58	216	38	55	12	1	8	31	0	2	11	23	1	68	1	0	2	.353	.431	56	0	1	0	0	0	7	0
Tijerina, Ismael	.259	40	116	15	30	5	0	0	10	3	1	1	12	0	21	5	0	2	.331	.302	0	16	8	16	0	0	6	0
Valdez, Amauris	.278	14	18	1	5	0	0	0	3	1	0	1	0	0	3	0	0	2	.316	.278	0	0	0	0	0	0	8	0
Van Gorp, Ray	.271	47	170	22	46	9	3	1	28	0	2	3	16	0	28	5	4	6	.340	.376	0	46	0	0	0	0	8	0
Zapata, Nelfi	.247	53	186	17	46	6	0	2	20	0	0	5	17	2	27	1	0	8	.327	.312	0	0	0	0	0	0	33	5
Team Total	.265	67	2341	326	620	130	14	45	286	17	20	37	175	3	472	54	32	55	.323	.390								101

PITCHERS	W-L	ERA	G	GS	CG	SHO	GF	SV	IP	H	AB	TBF	R	ER	HR	HB	BB	IBB	SO	BK	WP
Aldama, Eduardo	2-3	4.95	8	8	0	0	0	0	36.1	35	139	157	22	20	3	5	9	0	30	0	1
Birdwell, Peter	2-1	3.94	16	1	0	0	8	0	32.0	32	121	148	22	14	6	5	21	1	28	1	5
Camevale, Hunter	3-1	3.86	12	0	0	0	4	1	23.1	26	92	101	13	10	1	0	7	0	27	0	5
*Chism, T.J.	4-0	0.45	18	0	0	0	7	0	20.0	15	74	80	2	1	0	0	6	0	17	0	2
DeGrom, Jacob	1-1	5.19	6	6	0	0	0	0	26.0	35	108	115	15	15	2	0	6	1	22	0	1
*Edgin, Josh	0-1	2.84	18	0	0	0	8	3	31.2	28	121	139	15	10	2	4	12	0	41	1	1
Feliz, Tony	0-0	4.50	5	0	0	0	1	0	6.0	7	23	29	3	3	0	2	3	0	5	0	2
Germen, Gonzalez	2-5	3.69	10	10	0	0	0	0	61.0	64	234	256	33	25	3	4	11	0	54	1	2
Hebert, Michael	3-7	4.47	11	11	0	0	0	0	56.1	64	227	259	44	28	2	2	29	0	53	1	2
*Hodge, Lachlan	0-3	11.05	6	4	0	0	0	0	14.2	22	61	82	22	18	3	5	14	0	13	0	3
Holtzkom, John	0-0	11.25	5	0	0	0	1	0	4.0	4	17	27	7	5	0	2	8	0	8	2	3
*Huchingson, Chase	0-1	4.09	5	2	0	0	1	0	11.0	9	41	48	6	5	1	1	5	0	13	0	2
*Kolarek, Adam	0-0	3.86	5	0	0	0	0	0	9.1	3	30	34	4	4	1	1	3	0	15	0	0
Kountis, Jonathan	0-1	4.35	5	5	0	0	0	0	20.2	21	76	94	13	10	3	5	10	0	16	0	0
Mitchell, Brett	2-2	5.94	8	8	0	0	0	0	36.1	39	144	164	26	24	4	4	13	0	42	1	3
Pena, Richard	0-1	3.66	20	0	0	0	7	2	32.0	37	128	142	15	13	3	4	8	0	20	0	1
Taveras, Samuel	2-1	1.93	6	0	0	0	2	0	14.0	11	54	57	5	3	1	1	2	0	18	0	2
*Torres, Jhonathan	1-1	5.29	15	2	0	0	4	0	34.0	42	139	153	20	20	5	2	10	0	47	2	5
*Tovar, Orlando	4-0	3.43	13	4	0	0	2	0	44.2	51	177	190	26	17	3	1	9	0	40	0	0
*Vazquez, Carlos	0-1	2.25	2	2	0	0	0	0	12.0	6	39	44	3	3	1	2	3	0	7	0	0
Von Tersch, Zachary	0-2	9.28	4	2	0	0	0	0	10.2	18	52	59	12	11	7	2	5	0	11	0	4
Walters, Jeffrey	0-2	8.10	3	2	0	0	0	0	10.0	13	42	49	11	9	2	1	6	0	9	0	1
Weldon, Michael	1-3	3.96	19	0	0	0	16	6	25.0	16	92	107	15	11	2	0	14	1	30	0	4
Winnick, Steve	1-2	4.57	13	0	0	0	6	2	21.2	26	87	101	18	11	0	4	7	0	12	0	2
Team Total	28-39	4.40	67	67	0	1	67	14	592.2	624	2318	2635	372	290	55	57	221	3	578	9	51

* = lefthanded batter
= switch hitter

MANAGER & COACHES
 PLAYER BIOS
 2010 FINAL STATS
 METS VS. OPPONENTS
 2010 RECAPS
 MINOR LEAGUES



2010 Gulf Coast Mets Stats



STERLING AWARD WINNER:
RECORD:

Domingo Tapia (RHP)
31 - 25 (Wild Card Winner)
(2nd Place - GCL East)
Sandy Alomar, Sr.

MANAGER:

--GAMES BY POSITION--

BATTERS	AVG	G	AB	R	H	2B	3B	HR	RBI	SF	SAC	HBP	BB	IBB	SO	SB	CS	DP	SLG	OBP	1B	2B	3B	SS	OF	C	E	
#Abruzzo, Jordan	.279	11	43	4	12	3	0	2	11	0	1	1	1	0	5	0	0	1	.304	.488	0	0	0	0	0	0	0	
Barajas, Rod	.250	1	4	1	1	0	0	1	3	0	0	0	0	0	1	0	0	0	.250	1.000	0	0	0	0	0	0	0	
Brown, Dylan	.173	45	139	17	24	2	2	4	9	2	0	7	16	0	55	3	2	2	.290	.302	0	0	0	0	41	0	0	
Campbell, Eric	.273	3	11	1	3	1	0	0	1	0	0	0	0	0	1	1	0	1	.273	.364	0	0	3	0	0	0	0	
Concepcion, Julio	.282	50	174	21	49	10	5	4	28	1	3	6	7	0	34	2	2	6	.326	.466	0	0	0	0	49	0	2	
De La Cruz, Yucarybert	.210	40	138	16	29	2	0	2	9	4	2	0	10	0	28	5	4	1	.260	.268	0	26	0	16	0	0	11	
De Leon, Jeyckol	.204	17	54	8	11	0	0	1	6	2	1	2	1	0	12	0	0	2	.241	.259	1	0	3	0	0	12	4	
*Den Dekker, Matt	.278	5	18	2	5	2	0	0	5	1	0	0	2	0	5	0	0	1	.350	.389	0	0	0	0	5	0	0	
Dunn, Josh	.250	11	36	4	9	1	0	0	5	0	0	2	2	0	12	0	0	0	.325	.278	0	0	9	0	0	0	4	
Forsythe, Blake	.200	3	10	0	2	0	0	0	0	0	0	0	1	0	2	0	0	0	.273	.200	0	0	0	0	0	2	0	
Glenn, Jeffrey	.231	24	78	7	18	4	0	1	4	0	0	1	6	0	19	1	0	0	.294	.321	0	0	0	0	0	24	4	
Gomez, Gilbert	.229	45	157	25	36	11	2	1	15	1	2	5	9	0	31	7	2	2	.289	.344	0	0	0	0	45	0	1	
Harrison, Brian	.296	8	27	3	8	3	1	1	3	0	0	1	2	0	5	0	0	1	.367	.593	0	0	7	0	0	0	2	
Hessman, Mike	.500	1	4	1	2	0	0	0	0	0	0	0	0	0	0	0	0	0	.500	.500	0	0	0	0	0	0	0	
Lutz, Zach	.316	5	19	2	6	1	0	1	4	0	0	0	1	0	4	0	0	0	.350	.526	0	0	3	0	0	0	0	
*Maron, Camden	.313	20	48	8	15	1	1	1	7	3	0	1	7	0	8	0	0	3	.411	.438	0	0	0	0	0	0	18	2
Montz, Luke	.294	5	17	2	5	0	0	1	2	0	0	0	3	0	3	1	0	0	.400	.471	0	0	0	0	0	0	3	0
#Moreno, Nestor	.314	22	70	8	22	5	1	0	9	0	0	0	11	0	10	1	1	2	.407	.414	12	0	0	0	0	3	3	
Pena, Francisco	.313	10	32	4	10	1	0	0	2	0	0	1	6	0	6	0	0	0	.436	.344	0	0	0	0	0	4	1	
*Pride, Jason	.364	4	11	3	4	1	0	0	0	0	0	0	3	0	5	0	0	0	.500	.455	0	0	0	0	3	0	0	
Pugh, Tillman	.230	23	61	11	14	4	1	0	5	4	0	2	15	0	16	6	3	0	.397	.328	0	0	0	0	21	0	2	
Sanchez, Alexander	.269	47	175	23	47	16	1	2	23	0	2	8	6	0	23	2	0	8	.319	.406	41	0	7	0	0	0	5	
Santana, Randall	.252	44	155	23	39	6	2	0	13	1	1	9	10	0	29	14	5	2	.331	.316	0	14	0	30	0	0	8	
Shields, Robbie	.244	23	82	11	20	5	0	1	7	0	1	0	11	1	10	3	1	4	.330	.341	0	0	0	11	0	0	6	
Soto, Breiner	.333	10	21	8	7	0	0	0	0	0	0	1	2	0	8	1	1	0	.417	.333	0	0	0	0	3	0	0	
Tabb, Donnie	.217	23	69	13	15	3	1	0	6	0	1	3	5	0	12	2	1	0	.295	.290	0	16	0	0	4	0	4	
Tejada, Miguel	.230	32	87	11	20	8	0	2	9	6	0	2	7	0	35	1	0	0	.302	.391	0	6	14	7	9	0	7	
Vernooij, Marinus	.214	26	70	11	15	4	0	0	9	0	0	1	7	0	21	1	1	1	.295	.271	4	0	22	0	0	0	4	
Team Total	.248	56	1810	248	448	94	17	25	195	25	14	53	151	1	400	51	23	37	.321	.360							84	

PITCHERS	W-L	ERA	G	GS	CG	SHO	GF	SV	IP	H	AB	TBF	R	ER	HR	HB	BB	IBB	SO	BK	WP
Aldama, Eduardo	1-1	9.00	5	0	0	0	3	0	6.0	8	25	30	7	6	1	0	4	0	7	0	1
Birdwell, Peter	0-0	0.00	1	0	0	0	0	0	1.0	0	3	5	0	0	0	0	2	0	1	0	0
Camarena, Marcos	3-3	2.68	10	5	1	0	2	1	43.2	40	164	175	14	13	0	1	7	0	24	1	1
Carela, Daniel	0-0	0.00	3	0	0	0	3	2	3.0	2	11	12	0	0	0	0	1	0	3	0	0
Carr, Nicholas	1-1	3.60	5	0	0	0	3	0	5.0	5	17	24	2	2	0	1	4	0	7	0	0
*Dotson, Zachary	0-1	3.31	4	4	0	0	0	0	16.1	12	58	69	6	6	0	1	9	0	18	0	1
Feliz, Tony	0-1	4.50	9	0	0	0	4	2	10.0	6	34	39	5	5	0	3	2	0	7	0	1
Frias, Davrin	2-0	2.84	15	0	0	0	4	1	25.1	21	94	109	10	8	0	3	10	0	21	1	3
Goeddel, Erik	0-0	0.00	1	0	0	0	0	0	1.0	1	4	4	0	0	0	0	0	0	1	0	1
*Gould, Jeremy	1-2	3.12	13	0	0	0	8	1	17.1	14	60	70	7	6	1	0	7	0	11	0	3
Green, Sean	1-0	3.00	3	0	0	0	0	0	3.0	1	10	12	1	1	0	0	2	0	5	0	0
Holdzkorn, John	0-0	0.00	1	0	0	0	0	0	1.0	0	3	5	0	0	0	0	0	2	0	2	0
Kaplan, Jeffrey	0-0	0.00	1	0	0	0	0	0	1.0	3	5	5	0	0	0	0	0	0	1	0	0
Mejia, Jennyry	0-0	3.00	1	1	0	0	0	0	3.0	4	12	13	1	1	0	0	1	0	3	0	0
Morel, Estarlin	2-1	1.40	13	0	0	0	3	1	19.1	23	79	83	5	3	0	0	3	0	12	2	0
Morris, Akeel	1-1	2.19	8	6	0	0	0	0	24.2	13	88	107	11	6	0	2	17	0	28	0	1
Muniz, Carlos	1-0	9.35	7	0	0	0	0	0	8.2	12	37	43	9	9	1	2	3	0	7	0	5
O'Neill, Adam	1-0	3.52	11	0	0	0	3	0	15.1	13	61	70	6	6	0	2	7	0	12	1	1
Peralta, Ramiro	1-0	1.69	15	0	0	0	11	6	21.1	11	70	82	5	4	1	3	9	0	27	0	7
Rustich, Brant	0-0	5.79	8	0	0	0	1	0	9.1	8	37	42	7	6	0	0	5	0	6	0	3
Tapia, Domingo	4-3	3.45	10	10	0	0	0	0	47.0	49	182	205	25	18	0	8	10	0	29	2	5
*Urbina, Juan	5-3	5.03	11	11	0	0	0	0	48.1	54	190	214	32	27	5	5	14	0	38	0	4
*Vazquez, Carlos	4-2	4.72	11	5	0	0	4	3	47.2	53	188	203	29	25	3	2	8	0	43	2	1
Villasnil, Edoglis	2-3	3.11	11	11	0	0	0	0	55.0	56	207	249	30	19	2	9	27	0	26	4	10
Von Tersch, Zachary	0-1	1.80	3	0	0	0	0	0	5.0	3	18	22	2	1	0	1	3	0	2	0	1
Winnick, Steve	0-0	0.00	4	0	0	0	0	1	6.0	5	22	23	0	0	0	0	1	0	1	1	1
Yanez, Ernesto	1-2	3.86	17	3	0	0	3	1	32.2	28	122	142	22	14	1	3	11	0	18	1	1
Team Total	31-25	3.51	56	56	1	2	55	19	477.0	445	1801	2057	236	186	15	46	169	0	360	15	52

* = lefthanded batter
= switch hitter

MANAGER & COACHES
 PLAYER BIOS
 2010 FINAL STATS
 METS VS. OPPONENTS
 2010 RECAPS
 MINOR LEAGUES



2010 Dominican Mets #1 Stats



MANAGER & COACHES
 PLAYER BIOS
 2010 FINAL STATS
 METS VS. OPPONENTS
 2010 RECAPS
 MINOR LEAGUES

STERLING AWARD WINNER:

Eudy Pina (OF)

RECORD:

39 - 32

(4th Place - Boca Chica South)

MANAGER:

Carlos Capellan

BATTERS	AVG	G	AB	R	H	2B	3B	HR	RBI	SAC	SF	HBP	BB	IBB	SO	SB	CS	DP	SLG	OBP	--GAMES BY POSITION--							
																					1B	2B	3B	SS	OF	C	E	
Avila, Wandel	.238	50	147	17	35	3	3	2	13	3	0	4	16	0	36	7	0	6	.329	.340	17	0	0	0	0	28	10	
*Barrera, Edwin	.206	62	214	25	44	9	2	0	24	0	2	3	15	1	39	8	1	4	.265	.266	19	0	0	0	31	0	7	
Cessa, Luis	.162	23	68	2	11	2	0	0	3	0	0	2	4	0	19	1	0	2	.230	.191	0	10	10	0	0	0	3	
De Leon, Daniel	.208	60	183	15	38	7	0	1	14	2	2	7	18	0	26	5	4	4	.300	.262	0	0	31	21	8	0	16	
Diaz, David	.232	29	69	5	16	3	0	0	5	0	0	1	5	0	17	1	1	2	.293	.275	0	0	0	0	0	23	9	
*Gambao, Juan Carlos	.294	61	221	38	65	11	4	0	21	1	0	0	34	1	31	16	7	2	.388	.380	0	2	0	59	0	0	16	
Leal, Miguel	.223	42	112	13	25	5	1	0	9	3	1	1	12	0	16	5	0	3	.302	.286	0	0	0	0	0	29	3	
#Mercedes, Ariel	.261	69	234	32	61	9	2	3	39	3	0	6	36	0	60	15	7	4	.373	.355	0	0	0	0	57	0	5	
Natera, Luis	.191	60	199	21	38	8	2	0	25	1	1	4	19	0	44	5	2	3	.274	.251	0	20	35	1	0	0	10	
Pina, Eudy	.310	69	248	42	77	14	4	3	45	2	5	15	19	2	48	29	7	6	.387	.435	0	0	0	0	65	0	3	
Rivero, Nohisglin	.185	23	81	8	15	1	3	0	1	2	0	2	4	0	22	1	3	2	.241	.272	0	0	0	0	6	8	1	
Rondon, Pedro	.245	64	216	42	53	6	2	0	15	3	0	5	41	0	39	26	6	3	.378	.292	0	4	0	0	59	0	4	
#Ruiz, Yeixon	.260	58	177	28	46	5	4	1	26	5	2	5	29	0	20	19	5	1	.376	.350	0	47	4	2	0	0	13	
#Ruiz, Yeixon	.282	41	142	26	40	5	4	1	24	4	2	3	26	0	17	16	5	1	.399	.394	0	37	1	2	0	0	8	
Weijgerse, Kevin	.125	51	136	20	17	2	0	0	6	6	1	3	25	0	32	2	3	6	.273	.140	49	1	4	0	0	0	12	
Team Total	.236	71	2270	306	535	85	27	10	244	30	14	56	274	4	446	137	46	48	.331	.310								133

PITCHERS	W-L	ERA	G	GS	CG	SHO	GF	SV	IP	H	AB	TBF	R	ER	HR	HB	BB	IBB	SO	BK	WP
Acosta, Octavio	2-2	4.83	17	0	0	0	5	0	31.2	40	125	149	17	17	4	7	15	1	31	0	6
Arias, Martires	6-5	3.15	16	15	0	0	1	0	68.2	52	250	291	33	24	0	15	22	0	35	1	10
*Baez, Carlos	0-0	7.71	11	0	0	0	6	1	14.0	10	49	72	13	12	0	3	19	0	8	1	6
*Baldonado, Alberto	3-1	1.41	13	8	1	0	2	1	44.2	29	154	177	11	7	0	2	19	0	50	0	5
Cabrera, Reynaldo	0-2	4.91	11	0	0	0	4	0	18.1	27	80	94	19	10	1	4	9	1	6	0	4
Cordoba, Tony	1-0	2.00	2	1	0	0	1	1	9.0	5	31	33	2	2	0	0	2	0	3	0	0
Estevez, Ramon	2-0	4.33	15	1	0	0	5	0	27.0	28	103	129	17	13	0	7	14	0	25	0	5
*Feliz, Gabriel	1-3	6.39	10	0	0	0	4	1	12.2	15	50	60	10	9	0	3	5	0	7	0	3
Gomez, Carlos	7-2	1.47	15	13	0	0	0	0	73.1	62	271	305	21	12	0	5	21	0	46	0	9
Hilario, Julian	3-2	3.51	13	7	0	0	1	1	48.2	50	186	211	21	19	0	5	16	0	28	0	8
Marinez, John	0-1	5.14	4	0	0	0	1	0	7.0	6	25	28	5	4	1	1	2	0	6	0	1
Ortega, Flabio	2-4	2.04	18	1	0	0	8	4	35.1	29	125	146	10	8	1	3	14	0	30	0	5
*Peralta, Victor	3-0	2.64	24	0	0	0	21	9	30.2	26	114	134	12	9	1	4	15	0	43	0	1
Ramos, Eduard	0-0	2.25	4	0	0	0	1	0	4.0	2	11	19	3	1	0	1	4	0	0	0	1
Robles, Hansel	3-3	3.09	14	12	0	0	2	1	67.0	64	249	276	27	23	1	5	13	0	51	1	3
Romero, Johel	1-0	3.66	9	0	0	0	2	0	19.2	20	77	98	11	8	1	6	14	0	10	0	0
*Rosario, Lenny	3-2	2.50	15	5	0	0	0	0	39.2	12	127	171	15	11	0	5	38	0	53	0	8
Ruane, Luis	1-2	3.13	11	2	0	0	3	0	23.0	20	86	106	16	8	0	4	15	0	21	0	5
Sanchez, Erigson	0-1	2.25	1	1	0	0	0	0	4.0	4	16	16	2	1	0	0	0	0	4	0	1
Santiago, Paul	1-1	4.91	11	2	0	0	3	0	18.1	15	67	88	18	10	0	3	18	1	10	1	6
Tapia, Domingo	0-1	3.09	3	3	0	0	0	0	11.2	8	41	50	4	4	0	4	5	0	5	1	2
Velasquez, Gustavo	0-0	0.00	1	0	0	0	0	0	1.0	1	4	5	0	0	0	0	1	0	0	0	0
Team Total	39-32	3.13	71	71	1	9	70	19	609.1	525	2241	2658	287	212	10	87	281	3	472	5	89

* = lefthanded batter

= switch hitter

*** Note - Yeixon Ruiz played for both the DSL Mets 1 and DSL Mets 2

NY 2010 Dominican Mets #2 Stats NY

STERLING AWARD WINNER: Hector Alvarez (C)
RECORD: 43 - 29
MANAGER: (1st Place - Boca Chica North)
 Yunir Garcia

BATTERS	AVG	G	AB	R	H	2B	3B	HR	RBI	SF	SAC	HBP	BB	IBB	SO	SB	CS	DP	SLG	OBP	--GAMES BY POSITION--									
																					1B	2B	3B	SS	OF	C	E			
Abreu, Adrian	.228	20	57	9	13	5	0	0	7	0	1	1	6	1	8	4	0	5	.308	.316	0	0	0	0	1	4	2			
Alvarez, Hector	.249	62	201	31	50	19	0	1	28	1	3	10	17	0	25	7	3	4	.333	.358	20	0	0	0	0	42	7			
Batista, Sneider	.277	63	235	38	65	8	2	0	21	4	1	5	16	0	22	23	6	5	.335	.328	0	47	17	0	2	0	11			
Bernal, Michael	.176	18	34	4	6	0	1	1	3	0	0	1	5	0	14	1	2	0	.300	.324	0	0	0	0	12	1	0			
Caba, Arickson	.238	67	227	26	54	17	2	1	22	3	3	4	20	1	33	9	2	4	.307	.344	42	0	0	0	28	0	5			
Chavez, Anthony	.228	64	215	29	49	7	1	0	21	1	2	5	36	1	59	7	0	4	.349	.270	0	0	9	55	0	0	13			
Decena, Joan	.256	11	39	5	10	2	0	1	8	0	0	2	1	0	4	0	1	1	.310	.385	0	0	0	0	11	0	1			
*De Wolf, Thomas	.250	69	204	31	51	11	4	3	25	1	1	12	43	0	75	4	6	2	.408	.387	0	0	0	0	69	0	3			
*Guillen, Marcus	.185	72	232	39	43	4	6	1	23	4	2	8	41	0	72	15	9	3	.325	.267	0	0	0	0	72	0	5			
Hato, Bjorn	.208	39	77	16	16	1	0	0	8	1	0	1	20	0	13	5	4	1	.378	.221	0	25	0	1	0	0	2			
Liriano, Victor	.177	54	175	17	31	3	2	0	14	2	0	8	9	2	55	2	3	0	.250	.217	0	0	0	0	19	0	1			
Machillanada, Alex	.145	38	69	1	10	2	0	0	6	0	1	4	6	0	13	1	0	0	.250	.174	11	1	0	0	0	20	2			
#Moreno, Nestor	.228	19	57	13	13	4	1	1	6	0	0	0	12	0	10	2	0	3	.362	.386	11	0	0	0	0	6	1			
Ponce, Dimas	.251	67	227	21	57	10	2	1	33	2	6	5	27	0	45	7	3	3	.336	.326	0	0	49	18	0	0	17			
Rivero, Nohisglin	.254	40	142	19	36	5	1	0	10	1	1	0	10	0	32	10	4	0	.301	.303	1	0	0	0	23	16	5			
Rivero, Nohisglin	.229	63	223	27	51	6	4	0	11	3	1	2	14	0	54	11	7	2	.279	.291	1	0	0	0	29	24	6			
#Ruiz, Yeixon	.171	17	35	2	6	0	0	0	2	1	0	2	3	0	3	3	0	0	.275	.171	0	10	3	0	0	0	5			
Team Total	.229	72	2226	301	510	98	22	10	237	21	21	68	272	5	483	100	43	35	.329	.306							94			

PITCHERS	W-L	ERA	G	GS	CG	SHO	GF	SV	IP	H	AB	TBF	R	ER	HR	HB	BB	IBB	SO	WP	BK
Acosta, Jose	4-1	1.98	7	0	0	0	6	1	13.2	8	46	57	3	3	0	1	8	1	7	0	0
Celas, Jose	3-1	5.40	9	3	0	0	3	0	26.2	26	98	116	18	16	1	2	13	0	24	0	6
Coronado, Carlos	0-2	5.82	11	0	0	0	2	0	17.0	19	66	83	12	11	0	1	15	0	13	0	3
Diaz, Miller	4-4	2.05	14	9	0	0	4	1	48.1	36	173	194	18	11	0	5	14	0	42	1	9
Fana, Jose	3-1	3.05	12	0	0	0	8	2	20.2	16	75	91	11	7	0	3	12	0	22	1	7
Febrillet, Lefty	1-2	2.31	10	2	0	0	5	1	23.1	14	80	98	7	6	0	2	14	0	17	1	2
Garcia, Hugo	0-0	7.04	8	0	0	0	5	0	7.2	10	30	38	10	6	1	2	5	0	8	0	0
Gonzalez, Marcos	3-1	2.18	17	0	0	0	9	4	45.1	50	175	184	13	11	2	0	5	1	25	0	0
*Javier, Yancarlos	1-1	2.05	9	9	0	0	0	0	26.1	16	94	111	6	6	0	2	15	0	28	0	1
Lara, Rainy	4-2	1.97	14	12	0	0	1	1	64.0	48	230	252	14	14	2	8	13	0	51	0	4
*Lebron, Hector	1-0	0.00	6	0	0	0	2	0	6.1	2	20	29	0	0	0	2	7	0	6	0	1
*Monroe, Isaac	4-2	1.08	13	3	0	0	5	3	41.2	27	146	165	9	5	1	3	13	0	41	0	2
Nuez, Yoryi	0-0	2.45	8	0	0	0	6	2	7.1	6	25	32	2	2	0	2	4	0	10	0	1
Perez, Andres E.	3-1	4.15	12	0	0	0	2	0	30.1	31	109	133	14	14	1	0	18	0	22	1	2
Rengel, Luis	1-2	1.69	10	8	0	0	0	0	37.1	22	125	149	9	7	0	5	16	0	37	0	5
Reyes, Persio	2-3	4.39	11	9	0	0	1	0	41.0	40	157	182	23	20	0	5	20	0	26	0	4
Reyes, Ruben	3-2	3.07	15	3	0	0	2	0	41.0	26	147	173	21	14	0	1	21	0	35	1	10
*Soriano, Cristian	1-1	4.39	11	2	0	0	5	0	26.2	32	103	124	14	13	0	1	18	0	22	1	1
Uceta, Rolando	0-0	4.70	7	0	0	0	5	0	7.2	8	32	36	5	4	0	1	3	0	2	0	1
Ynoa, Gabriel	5-3	1.99	14	12	1	1	0	0	72.1	63	259	278	22	16	1	1	8	0	35	1	3
Team Total	43-29	2.77	72	72	1	10	71	15	604.2	500	2190	2525	231	186	9	47	242	2	473	7	62

* = lefthanded batter
 # = switch hitter

MANAGER & COACHES
 PLAYER BIOS
 2010 FINAL STATS
 METS VS. OPPOSITION
 2010 RECAPS
 MINOR LEAGUES

