



GAME NOTES

WORLD CHAMPIONS: 1983, 1970, 1966 • AL CHAMPIONS: 1979, 1971, 1969 • AL EAST CHAMPIONS: 2023, 2014, 1997, 1974, 1973 • AL WILDCARD: 2024, 2016, 2012, 1996

BALTIMORE ORIOLES (72-81) vs. NEW YORK YANKEES (86-67)

LHP Trevor Rogers (8-2, 1.43) vs. RHP Will Warren (8-7, 4.44)

Friday, September 19, 2025 • 7:05 p.m. ET • Oriole Park at Camden Yards • Baltimore, MD

TV: MASN • Radio: 98 Rock 97.9 FM/HD2 & WBAL NewsRadio 1090 AM/101.5 FM

Game No. 154

Home Game No. 76

O's AT A GLANCE	
Overall	72-81
Home	36-39
Road	36-42
Day	34-32
Night	38-49
Current Streak	1-1
Last 5 Games	3-2
Last 10 Games	6-4
March	3-2
April	9-16
May	9-18
June	16-11
July	13-12
August	11-17
September	11-5
vs. LHSP	22-24
vs. RHSP	50-57
Series Opener	25-25
Series Opener at Home	14-11
Series Opener on Road	11-14
By Series	18-27-4
By Home Series	11-12-1
By Road Series	7-15-3
Rubber Games	8-15
Sweeps/Were Swept	8-6
Scored First	48-26
Opponent Scored First	24-55
1-run games	26-23
Comeback Wins	31-37
Last AB Wins	11-16
Walkoff Wins	5-4
Extra Innings	6-5
Led After 6	56-9
Led After 7	61-10
Led After 8	67-3
Tied After 6	9-10
Tied After 7	6-7
Tied After 8	4-6
Behind After 6	7-62
Behind After 7	5-64
Behind After 8	1-72
vs. AL Teams	48-57
vs. AL East	19-24
vs. AL Central	12-19
vs. AL West	17-14
vs. NL Teams	24-24
vs. NL East	8-10
vs. NL Central	7-8
vs. NL West	9-6
Hit 0 HR	13-37
Hit 1+ HR	59-44
Hit 2+ HR	29-18
Scored 3 or Fewer Runs	18-58
Scored 4 or More Runs	54-23
Allowed 3 or Fewer Runs	57-8
Allowed 4 or More Runs	15-73
More Hits than Opponent	47-13
Fewer Hits than Opponent	22-64
Committed No Errors	53-40
Committed 1 or More Errors	19-41
Starter Goes at least 5 inn	60-43
Starter Goes at least 6 inn	39-17
Starter Goes at least 7 inn	17-5

ORIOLESPRESSBOX.COM

The 2025 Baltimore Orioles Media Guide, as well as the latest game notes, rosters, press releases, and other team information, can be found at [oriolepressbox.com](#).

BIRDLAND BITES: The Orioles continue their final homestand of the year tonight against the Yankees (0-1, 3 to play) and Rays (3 to play)...Baltimore is in the midst of 13 games in as many days with the club's next scheduled off day on Monday, September 22.

⚾️ Despite last night's loss, the Birds are 12-6 (.667) since August 30, tied for the second-best record in the AL during that time with the Mariners, behind the Guardians (.737, 14-5)...Since May 24, the Orioles are 56-48 (.538), an 87-win pace, which is the fifth-best record in the AL over that period behind the Blue Jays (.621, 64-39), Astros (.569, 58-44), Red Sox (.564, 57-44), and Yankees (.544, 56-47).

⚾️ The Orioles struck out 15 times on Thursday, tied for their second-most strikeouts in a game this season behind May 6 at Minnesota (17 K)...Since August 1, the O's have fanned 10+ times in 27 games, second most in the majors behind the Angels (28 G) over that period.

⚾️ Orioles starters have allowed three runs or fewer in 14 of 16 games in September while posting a collective 2.91 ERA (26 ER/80.1 IP)...That ERA is the fourth-best in the AL during that time.

ROSTER MOVES: The Orioles recalled right-handed pitcher **Jose Espada** from Triple-A Norfolk and placed righty **Chayce McDermott** on the Bereavement/Family Medical Emergency List...For Espada, his first appearance will be his team debut and his second major league appearance (also 9/24/23 vs. STL w/SD)...Right-hander **Scott Blewett** (right elbow discomfort) was returned from his rehab assignment, reinstated from the 60-day Injured List, and designated for assignment, while infielder **Emmanuel Rivera** cleared outright waivers and accepted an assignment to Norfolk.

MR. ROGERS' NEIGHBORHOOD: **Trevor Rogers** has allowed two runs or fewer in a career-high 14 consecutive starts, the longest such stretch by an Orioles starter in team history (since 1954) and tied for the longest by a starter this season with TEX's Jacob deGrom (4/18-7/1)...The last major league starter (non-opener) to post a longer streak of two or fewer runs is LAD's Julio Urias (17 G) from July 16, 2022-April 10, 2023.

⚾️ Since he debuted in game two on May 24 at Boston, among players with at least 100.0 innings pitched during that time, Rogers leads the majors in ERA ahead of PIT's Paul Skenes (1.83 ERA) and DET's Tarik Skubal (1.94 ERA).

⚾️ He was named AL Pitcher of the Month for August after going 4-1 with a 1.29 ERA (6 ER/42.0 IP), 41 strikeouts, and 0.86 WHIP across six starts...Rogers allowed exactly one run in each of his six starts last month, becoming the first pitcher in franchise history to make 5+ starts in a month and allow one or no runs in all of them.

⚾️ He's completed 6.0+ innings in 12 of 16 starts, 7.0+ innings seven times, and 8.0 innings twice...Rogers is the first O's starter with multiple starts of at least 8.0 innings in a season since 2022 (Bradish, 2 G)...Kevin Gausman is the last Oriole to have more than two in 2018 (3 G).

IT TAKES A VILLAGE: With **José Castillo** making his team debut last night, Baltimore has used 69 different players this season, one shy of the major league record set by the 2024 Marlins...The 2021 Cubs also used 69 players, while the 2022 Pirates finished with 68...The Braves have used 68 players this year...The previous team record for the Orioles was set in 2021 with 62.

⚾️ The O's have used 40 different pitchers this year (including position players), second most in a season in franchise history (since 1954) behind the 2021 Orioles (42).

⚾️ The Orioles have had 34 different position players appear in a game, the most by a major league team since 2022 (37, SF; 34, LAA, OAK, PIT) and tied for the most in a season in franchise history with 1955.

⚾️ The Orioles have had 23 players hit a home run for the team, breaking the team record (since 1954)...That's the most players to homer by one MLB team since 2024 (SF, 23).

⚾️ Baltimore has had 19 players steal a base, breaking the O's record.

⚾️ The Birds have used seven different players at catcher, setting the franchise record...The last MLB club to use at least seven catchers in a single season was the 2023 Cleveland Guardians (also 7)...The last to use eight were the 2022 Pirates.

HOLLIDAY SEASON: **Jackson Holliday** had his career-high 17-game on-base streak snapped on Wednesday...It was the third-longest active streak in the AL and the longest by a player not currently on the Injured List...He's batting .324/.446/.500 (22-for-68) with four doubles, one triple, two homers, nine runs scored, six RBI, 15 walks (1 IBB), 16 strikeouts, and five stolen bases in 18 games since August 28...During that time, he ranks among AL leaders in walks (4th) and on-base percentage (6th).

⚾️ He paces the Birds with 17 home runs, one ahead of **Gunnar Henderson** (16 HR)...The only Oriole under 22 years old to finish the season leading the club in homers is **Eddie Murray** (27 HR, 1977).

⚾️ Holliday's 17 long balls are the fifth most by an Oriole in their age-21 season or younger (as of age of July 1 of season) in team history (since 1954), trailing **Cal Ripken, Jr.** (28 HR, 1982), **Eddie Murray** (27 HR, 1977), **Boog Powell** (25 HR, 1963), and **Curt Blefary** (22 HR, 1965), per *Stats Perform*.

⚾️ Baltimore has not had a player fail to reach the 20 home run mark since 2001, when **Jay Gibbons** and **Chris Richard** each paced the club with 15 homers apiece...Only five teams in Orioles history (since 1954) have not had a player hit 20+ homers ('01, '74, '57, '55, '54).

LEAVE IT TO BEAVERS: **Dylan Beavers** has reached base safely in 22 of his first 27 career games since August 16, ranking among AL leaders in on-base percentage (5th, .423) and walks (5th, 21).

⚾️ He's homered in consecutive games after entering Tuesday with one career home run.

⚾️ His 21 walks are tied with **Glenn Gulliver** (21 BB, 1982) for the most in O's history (since 1954) through a player's first 27 career games...The club record through 28 games is currently held by Gulliver (23 BB).

⚾️ He has reached base safely 44 times to begin his career, second most through a player's first 27 career games in team history (since 1954) behind **Billy Ripken** (48 TOB, 1987)...The most through 28 games is Ripken (48 TOB).

⚾️ Since making his debut, he's averaging 4.44 pitches per plate appearance, sixth most in MLB (min. 95 PA) behind LAA's Mike Trout (4.65 P/PA), DET's Gleyber Torres (4.64 P/PA), ATL's Marcell Ozuna (4.61 P/PA), SD's Jake Cronenworth (4.58 P/PA), and DET's Dillon Dingler (4.45 P/PA).

YANKEE DOODLES: Baltimore and New York meet six times over the final 10 days of the regular season, including three more times in this series at Camden Yards and three times at Yankee Stadium to wrap up the schedule from September 26-28...New York holds a 4-3 season series lead in 2025...The O's have won two straight season series against the Yanks since 2023 after losing six straight years from 2017-22...Baltimore has not won three consecutive season series against New York since 2014-16.

⚾️ **Jackson Holliday** has reached base in all seven of his career games against the Yankees...The last Orioles player to do so in each of their first seven games against the Yankees was **David Newhan** in 2004, per *Stats Perform*...The last Oriole to reach safely in his first eight games against the Yankees is **Brian Roberts** (14 G) from 2001-03.

O's vs. YANKEES	
Current Streak	L3
2025 Record	3-4
at Oriole Park at Camden Yards	2-1
at Yankee Stadium	1-3
All-Time (since 1954)	527-652
at Home	275-314
on Road	252-338
2025 Schedule	
Date	Score Win/Loss/Save
4/28	W, 4-3 Sugano/Warren/Bautista
4/29	L, 15-3 Rodón/ Gibson
4/30	W, 5-4 Baker/Carrasco/Bautista
6/20	W, 5-3 Blewett/Weaver/Bautista
6/21	L, 9-0 Schmidt/Eflin
6/22	L, 4-2 Cruz/Baker/Williams
9/18	L, 7-0 Fried/Povich
9/19	7:05 p.m. ET
9/20	7:05 p.m. ET
9/21	1:35 p.m. ET
9/26	7:05 p.m. ET
9/27	1:05 p.m. ET
9/28	3:05 p.m. ET
Indicates Home	

O's AT HOME	
Record	36-39
Team AVG/OBP/SLG	.246/.312/.426
Fielding Errors	33
Team ERA	4.60 (348 ER/681.0 IP)
Starters ERA	4.82 (208 ER/388.1 IP)
Bullpen ERA	4.34 (141 ER/292.2 IP)
Saves/Opps	17/27
Best Homestand	.833 (5-1), 9/5-11
Worst Homestand	.000 (0-6), 5/13-18

PATIENCE IS A VIRTUE	
Most Walks In AL, Since August 17	
1. Aaron Judge (NYY).....	33
2. Jackson Holliday (BAL).....	24
Wyatt Langford (TEX).....	24
Gleyber Torres (DET)	24
5. Dylan Beavers (BAL).....	21

OPENING STATEMENTS	
Best Starting Pitcher ERA, Since September 1	
1. Cleveland Guardians	2.26 ERA
2. Los Angeles Dodgers	2.38 ERA
3. Arizona Diamondbacks.....	2.83 ERA
4. Baltimore Orioles	2.91 ERA
5. Tampa Bay Rays.....	3.20 ERA

UPCOMING MILESTONES	
Dylan Carlson	5 RBI shy of 200
Gunnar Henderson	1 H shy of 500
	1 2B shy of 100
Jackson Holliday	4 R shy of 100
Ryan Mountcastle	4 HR shy of 100
Jordan Westburg	4 XBH shy of 100

THIS DATE IN O'S HISTORY	
September 19, 1983 - John Stefero's second walk-off single in as many days beats the Brewers, 8-7, in 11 innings. Stefero, who played in just nine games for the O's in 1983, is the second and most recent Oriole with a walk-off plate appearance on consecutive days, joining Dick Kryhoski in both games on June 27, 1954.	

UPCOMING SCHEDULE					
DATE	OPPONENT	TIME	ORIOLES STARTER	OPPONENT STARTER	TV
September 20	NEW YORK-AL	7:05 p.m. ET	RHP Tomoyuki Sugano (10-8, 4.39)	LHP Carlos Rodón (16-9, 3.11)	MASN
September 21	NEW YORK-AL	1:35 p.m. ET	RHP Kyle Bradish (1-1, 2.45)	RHP Cam Schlichtler (3-3, 3.41)	MASN
September 22	OFF DAY				
MASN and MASN2 games can also be streamed locally via MASN+ ...All games broadcast on the Orioles Radio Network and 98 Rock 97.9 FM/HD2 & WBAL NewsRadio 1090 AM/101.5 FM					

#28 TREVOR ROGERS LHP



8-2, 1.43 ERA

HT: 6-5 WT: 215
DOB: 11/13/97 Age: 27
Bats: L Throws: L

PITCH TYPE (2025)	USAGE	AVG. VELOCITY
Fastball	40.4%	93.1 mph
Changeup	25.1%	86.2 mph
Sinker	15.1%	92.9 mph
Slider	11.8%	81.1 mph
Sweeper.....	7.6%	78.1 mph

QUICK HITS: Set to make his 17th start of the season and his 21st as an Oriole...The O's are 12-4 in his starts this year...Appointed from Triple-A Norfolk as the Orioles' 27th man for the doubleheader on May 24 (G2) at Boston and recalled from Norfolk on June 18...Placed on the 15-day Injured List on March 27 (retroactive to March 24) with right knee subluxations...On May 11, was reinstated from the IL and optioned to Norfolk...Acquired by the Orioles from the Marlins in exchange for **INF/OF Connor Norby** and **OF Kyle Stowers** on July 30, 2024...Selected by the Marlins with the No. 13 overall pick in the 2017 First-Year Player Draft out of Carlsbad (NM) High School.

LAST TIME OUT: Did not factor in the decision on September 12 at Toronto after allowing one unearned run on three hits and a season-high four walks with six strikeouts in 5.0 innings...Exited after the fifth frame with left toe discomfort...Threw 79 pitches, 50 strikes.
⚡ Did not allow an earned run for the fifth time this year (last: 7/26 vs. COL).
⚡ Has not completed 6.0 innings in back-to-back games after holding a career-high 10-start streak of working 6.0+ innings.
⚡ All three hits came against his changeup...Opponents are 13-for-51 (.255) off the pitch since August 6 (7 GS) after going 7-for-49 (.143) from June 23-August 1 (7 GS).

NEW YORK, NEW YORK: Set to make his third career start against the Yankees, pitching to a 2.70 ERA (2 ER/6.2 IP) through his two prior outings...Last faced the club on July 31, 2021 at loanDepot park, allowing two runs on five hits, three walks, and one hit batter with four strikeouts in 3.2 innings.
⚡ His career 2.66 ERA (22 ER/74.1 IP) against the AL East is his lowest mark against any single division.

LET'S GO STREAKING: Has allowed two runs or fewer in a career-high 14 straight games, the longest such stretch by an Oriole starter in franchise history (since 1954) and tied for the longest by an MLB starter this season with TEX's Jacob DeGrom (4/18-7/1)...The last player to allow two runs or less in 15 straight starts (excl. openers) in a single season was SEA's Félix Hernández (17 GS, 5/18-8/16/14).
⚡ Completed 6.0+ innings in a career-high 10 straight starts from July 6-August 30, the longest streak by an Oriole since **Corbin Burnes** (17 GS, 4/26-7/30/24).
⚡ His 10-start streak from July 6-August 30 of 6.0+ innings and two or fewer runs allowed set the franchise record for the longest streak by an Oriole starter in club history.

FEELING HOT, HOT, HOT: Rogers was named the American League Pitcher of the Month for August after pitching to a 1.29 ERA (6 ER/42.0 IP) with four wins, 41 strikeouts, an 0.86 WHIP, and .199 opponent average (30-for-151) across six starts...Became the first Oriole pitcher to earn the recognition since **Corbin Burnes** in September 2024 and the first Oriole southpaw since **Erik Bedard** in July 2007.
⚡ Led the majors in innings pitched and led the AL in ERA and WHIP.
⚡ Was the only pitcher to throw a complete game during the month (8/1 at CHC).
⚡ Became the first Oriole in franchise history (since 1954) to make at least five starts and allow one or zero runs in each of the outings in a single month.

OFF AND RUNNING: Rogers' 1.43 ERA is the lowest by an Oriole through his first 16 starts of a season in franchise history (since 1954), surpassing **Jim Palmer** (1.53 ERA, 1975)...The lowest mark through 16 starts is also held by Palmer in 1975 (1.56 ERA).
⚡ The 1.43 mark is the lowest ERA through a major league starter's first 16 games of the season since HOU's Nolan Ryan in 1981 (1.29 ERA)...NYM's Jacob DeGrom held a 1.08 ERA (11 ER/92.0 IP) in 2021, but only made 15 total starts that season.
⚡ His ERA, opponent on-base percentage (.236), slugging percentage (.249), and OPS (.485) on the year lead all major league pitchers, while his opponent average (.184) ranks second (min. 100.0 IP).

LIMITING THE LONG BALL: Since the beginning of the 2021 season, Rogers has allowed 0.75 home runs per nine innings, tied for the fifth-lowest mark among all MLB starters during that stretch (min. 450.0 IP).
⚡ Has allowed one or zero home runs in 46 of his last 47 starts since September 12, 2022 (2 HR, 5/4/24 at OAK).
⚡ Rogers' 0.27 home runs per nine innings on the year would be the third-lowest mark by an Oriole starter in franchise history (min. 100.0 IP), behind Bill Wight (1957) and **Bob Turley** (1954), who both held a 0.25 clip.

TWO STRIKES, TWO OUTS: Opponents are hitting .123 (24-for-195) with a .321 OPS in two-strike counts and .139 (15-for-108) with a .367 OPS with two outs off Rogers...His .330 opponent OPS with two strikes is the third lowest among all major league pitchers (min. 175 BF) while his .367 opponent OPS with two outs leads MLB (min. 115 BF).

2025 & CAREER SPLITS

2025							CAREER						
	W-L	ERA	G/S	IP	ER		W-L	ERA	G/S	IP	ER		
Home	3-1	1.10	6/6	41.0	5		9-19	4.14	45/45	226.1	104		
Road	5-1	1.66	10/10	59.2	11		14-17	3.51	55/55	284.2	111		
Day	5-2	1.33	7/7	47.1	7		10-14	3.30	41/41	215.1	79		
Night	3-0	1.52	9/9	53.1	9		13-22	4.14	59/59	295.2	136		
	AVG	AB	H	HR	BB	K	AVG	AB	H	HR	BB	K	
vs. Left	.161	62	10	0	3	21	.242	433	105	3	57	136	
vs. Right	.189	296	56	3	21	72	.246	1512	372	42	133	375	
TOTALS	.184	358	66	3	24	93	.245	1945	477	45	190	511	

RUN SUPPORT (as starter in '25)	RUNS ALLOWED BY INNING IN 2025	MISCELLANEOUS 2025 STATS
0 Runs	1 st	WHIP
1 Run	2 nd	K/9
2 Runs	3 rd	BB/9
3 Runs	4 th	QS
4 Runs	5 th	#P/IP
5 Runs	6 th	
6 Runs	7 th	Opponents
7 Runs	8 th	AVG
8 Runs	9 th	OBP
9 Runs	Total	SLG
10+ Runs.....		OPS
Total		
RS/9.....		

2025 HIGHS

Innings: 8.0, 2x, last: 8/1 at CHC
Hits: 8, 2x, last: 9/6 vs. LAD
Runs: 3, 6/18 at TB
Earned Runs: 3, 6/18 at TB
Strikeouts: 9, 8/24 vs. HOU
Walks: 4, 9/12 at TOR
Home Runs: 1, 3x, last: 8/30 at SF
Winning Streak: 4, 8/6-pres.
Losing Streak: --
Shortest Start: 2.1, 6/18 at TB
Pitches Thrown: 104, 8/6 at PHI
Low-Hit CG: 4, 8/1 at CHC

CAREER HIGHS

Innings: 8.0, 2x, last: 8/1/25 at CHC
Hits: 9, 3x, last: 5/10/24 vs. PHI
Runs: 9, 9/11/20 (G1) vs. PHI
Earned Runs: 8, 2x, last: 5/4/24 at OAK
Strikeouts: 10, 3x, last: 9/21/21 vs. WSH
Walks: 6, 6/14/22 at PHI
Home Runs: 3, 2x, last: 5/20/22 vs. ATL
Winning Streak: 4, 8/6/25-pres.
Losing Streak: 8, 6/15/21-4/22/22
Shortest Start: 1.0, 9/17/22 at WSH
Pitches Thrown: 107, 7/9/24 at HOU
Low-Hit CG: 4, 8/1/25 at CHC

ROGERS vs. NYY

PLAYER	AVG	AB	H	HR	RBI
Bellinger	.—	—	—	—	—
Caballero	.250	4	1	0	0
Chisholm Jr.	.—	—	—	—	—
Dominguez	.—	—	—	—	—
Goldschmidt	.167	6	1	0	1
Grisham	.000	2	0	0	0
Judge	.000	3	0	0	0
McMahon	.500	4	2	0	3
Rice	.—	—	—	—	—
Rosario	.333	3	1	0	0
Slater	.000	8	0	0	0
Stanton	.500	2	1	0	0
Volpe	.—	—	—	—	—
Wells	.—	—	—	—	—

WARREN vs. BAL

PLAYER	AVG	AB	H	HR	RBI
Basallo	.—	—	—	—	—
Beavers	.—	—	—	—	—
Carlson	.667	3	2	0	0
Cowser	.333	3	1	0	1
Henderson	.500	2	1	0	0
Holliday	.400	5	2	0	0
A. Jackson	.—	—	—	—	—
J. Jackson	.—	—	—	—	—
Mateo	.—	—	—	—	—
Mayo	.—	—	—	—	—
Mountcastle	.000	2	0	0	0
O'Neill	.—	—	—	—	—
Vázquez	.—	—	—	—	—
Westburg	.—	—	—	—	—

ROGERS' 2025 STARTS

DATE	OPP	SCORE	WHEN LEFT	DEC	IP	H	R	ER	BB	K	HR	PIT	STR	
5/24 (G2)	at BOS	2-1	0-0	ND	6.1	2	0	0	0	5	0	87	56	
6/18	at TB	8-12	8-3	ND	2.1	5	3	3	3	4	0	71	43	
6/23	vs. TEX	6-0	6-0	W	8.0	3	0	0	0	4	0	101	72	
6/30	at TEX	10-6	3-2	ND	5.1	3	2	2	3	5	1	91	52	
7/6	at ATL	2-1	2-0	W	6.2	4	0	0	2	6	0	88	60	
7/12	vs. MIA	0-6	0-0	L	6.2	2	1	1	2	8	0	99	68	
7/20	at TB	5-3	5-2	W	6.0	5	2	2	2	3	1	91	63	
7/26	vs. COL	18-0	8-0	W	7.0	1	0	0	1	5	0	96	65	
8/1	at CHC	0-1	0-1	L	8.0 (CG)	4	1	1	0	8	0	88	68	
8/6	at PHI	5-1	5-1	W	6.0	8	1	1	2	6	0	104	73	
8/13	vs. SEA	3-2	2-1	ND	7.0	4	1	1	0	6	0	95	72	
8/18	at BOS	6-3	4-1	W	7.0	4	1	1	1	7	0	98	72	
8/24	vs. HOU	3-2	3-1	W	7.0	5	1	1	3	9	0	93	59	
8/30	at SF	11-1	11-1	W	7.0	5	1	1	0	5	1	92	66	
9/6	vs. LAD	4-3	0-2	ND	5.1	8	2	2	1	6	0	96	71	
9/12	at TOR	1-6	1-1	ND	5.0	3	1	0	4	6	0	79	50	
TOTALS					8-2	100.2	66	17	16	24	93	3	1496	1010 (67.5%)

TOMORROW'S STARTER: RHP TOMOYUKI SUGANO (10-8, 4.39)

LAST TIME OUT: Did not factor in the decision on September 13 at Toronto after tossing 6.0 innings of one-run ball, allowing four hits (1 HR) with four strikeouts...Marked his first quality start since August 8...Snapped a career-high three-game streak of allowing four or more runs.

vs. NEW YORK-AL: Set to make his third career start against the Yankees, going 1-0 with a 3.12 ERA (3 ER/8.2 IP) through his two prior outings...Last faced the club on June 20 at Yankee Stadium, allowing three runs on seven hits (1 HR) and three walks (1 IBB) with four strikeouts in 3.2 innings...Set a career high with eight strikeouts in his first meeting against New York-AL on April 28 at Oriole Park (W, 5.0 IP, 5 H, 0 R, 1 BB, 1 HB, 8 K).

BIRDS IN THE BULLPEN



PITCHER	LAST OUTING	DEC.	IP	H	R	ER	BB	K	RETIRED/1 ST BF	IR/SCORED	SV/OPP	INNINGS-HIGH	STRIKEOUTS-HIGH
Akin	9/17 at CWS	SV	1.0	1	0	0	0	0	39/57	35/6	7/13	2.0 (5x, last: 9/3 at SD)	3 (3x, last: 8/24 vs. HOU)
Cano	9/18 vs. NYY	ND	1.0	1	0	0	1	1	38/62	20/10	2/7	1.1 (4x, last: 8/31 at SF)	3 (2x, last: 6/21 at NYY)
Castillo	9/18 vs. NYY	ND	1.2	1	0	0	0	3	13/25	15/3	-/-	2.0 (3x, last: 8/29 vs. MIA w/NYM)	3 (3x, last: 9/18 vs. NYY)
Enns	9/15 at CWS	SV	3.0	0	0	0	0	4	10/18	6/2	2/2	3.0 (2x, last: 9/15 at CWS)	5 (8/6 at PHI)
Espada	9/24/23 at STL (w/SD)	ND	1.0	0	0	0	2	2	-/-	-/-	-/-	-	-
Garcia	9/17 at CWS	HLD	1.0	0	0	0	0	1	15/24	13/3	-/-	2.2 (2x, last: 7/18 at ATL w/NYY)	4 (7/28 at SD w/NYM)
Hiraldo	9/17 at CWS	HLD	1.0	0	0	0	0	1	10/14	7/4	0/1	2.0 (7/29 [G2] vs. TOR)	2 (3x, last: 9/16 at CWS)
Strowd	9/18 vs. NYY	ND	1.0	0	0	0	0	2	16/22	6/0	--	2.0 (2x, last: 8/28 vs. BOS)	2 (6x, last: 9/18 vs. NYY)
2025 TOTALS	4.59 ERA	25-31	566.1	547	324	289	260	588	351/511	206/54	37/57	7.0 (Kremer, 6/12 vs. DET)	10 (Povlich, 8/16 at HOU)

45 • KEEGAN AKIN • LHP4-4 • 7 SV • 3.15 ERA • 60 G (3 GS)

WHIP: 1.37K/9: 8.40BB/9: 4.65
vs. ALL: .232 (51-for-220)vs. LHB: .273 (24-for-88)vs. RHB: .205 (27-for-132)

⚡ Worked 1.0 scoreless inning on one hit to secure his career-high seventh save of the year on 9/17 at CWS...Has recorded a save in consecutive outings for the first time in his career...Has converted all four save opportunities this month after blowing three of four from 8/10-27

⚡ Secured his career-high 16th hold of the season on 9/13 at TOR...Only recorded 12 holds through his first 142 career relief appearances from 2020-24

⚡ His 17.1 percent inherited runner scored rate (6 IRS, 35 IR) ranks sixth in MLB...Has allowed five of those to score (11 IR) since 8/13

⚡ Has issued 13 walks in 21 appearances since returning from the IL on 7/29 after walking 10 batters in the previous 24 games from 5/4-6/30

⚡ Owns a 2.12 ERA (4 ER/17.0 IP) across his last 15 games since 8/13 after registering a 6.75 ERA (7 ER/9.1 IP) over his 10 prior outings from 6/24-8/10

⚡ Opponents are 7-for-65 (.108) with 18 strikeouts against his changeup and 14-for-60 (.233) with 15 strikeouts against his slider, compared to 30-for-95 (.316) with 23 punchouts off his fastball, his most-utilized offering (50.6%)

⚡ His 39.8 percent groundball rate is his highest since 2022 (50.0%, career high)

⚡ Owns a 1.91 ERA (6 ER/28.1 IP) in 28 away games (2 GS) compared to a 4.26 ERA (15 ER/31.2 IP) in 32 games (1 GS) at Oriole Park

78 • YENNIER CANO • RHP3-7 • 2 SV • 5.00 ERA • 62 G

WHIP: 1.46K/9: 8.50BB/9: 3.83
vs. ALL: .276 (56-for-203)vs. LHB: .333 (27-for-81)vs. RHB: .238 (29-for-122)

⚡ Completed 1.0 scoreless inning on one hit and one walk with one strikeout on 9/18 vs. NYY...Has a 3.00 ERA (4 ER/12.0 IP) in 14 games since 8/16...Posted an 8.00 ERA (16 ER/18.0 IP) in his previous 19 games from 6/18-8/13

⚡ His seven losses are the most by an O's reliever since 2019 (9 L, Paul Fry)

⚡ Held a six-game scoreless appearance streak from 8/26-9/7 (6.1 IP), tied for his second-longest stretch of the year (also 6/4-15, 5.0 IP)

⚡ Is 2-3 with a 3.51 ERA (10 ER/25.2 IP) in 29 away games this season compared to 1-4 with a 6.35 ERA (20 ER/28.1 IP) in 33 home games

⚡ Opponents are batting .282 (20-for-71) against him with no outs and .367 (11-for-30) with runners in scoring position and two outs

⚡ Opponents are batting .417 (15-for-36) off his changeup this season...Used the pitch 13.1 percent (115-of-881) of the time through 7/31, but has only thrown the pitch eight times since 8/1

⚡ Has limited opponents to a .227 (20-for-88) clip with 17 strikeouts against his sinker

⚡ Is holding opposing hitters to a .182 average (12-for-66) and .415 OPS when ahead in the count compared to .451 (23-for-51) and 1.387 OPS when behind

66 • JOSÉ CASTILLO • LHP2-2 • 4.10 ERA • 25 G

WHIP: 1.75K/9: 8.89BB/9: 3.76
vs. ALL: .327 (35-for-107)vs. LHB: .386 (17-for-44)vs. RHB: .286 (18-for-63)

⚡ Made his Orioles debut on 9/18 vs. NYY, tossing 1.2 scoreless innings on one hit with a season-high-tying three strikeouts (3x, last: 7/25 at SF w/NYM)...Stranded an inherited runner...Activated on 9/16 after being claimed off waivers from the Mariners on 9/15...Was designated for assignment by Seattle on 9/12

⚡ Prior to making his Orioles debut, he earned the win in his last game on 9/11 vs. LAA (w/SEA) after allowing an unearned run on two hits and one walk (IBB) in the 12th inning of a 7-6 Mariners walk-off win

⚡ In three games (3.0 IP) with the Mariners from 9/7-11, did not allow an earned run, but held a 1.67 WHIP

⚡ Has pitched in 25 games between four teams this season, going 2-2 with a 4.10 ERA (12 ER/26.1 IP) on 35 hits (3 HR) and 11 walks with 26 strikeouts

⚡ Appeared in games with New York-NL (16 G), Arizona (5 G), and Seattle (3 G) this year...Made 40 career relief appearances with San Diego between 2018-23

⚡ Originally signed as an international free agent by Tampa Bay on 7/7/12

71 • DIETRICH ENNS • LHP3-3 • 2 SV • 4.04 ERA • 21 G (3 GS)

WHIP: 1.39K/9: 9.14BB/9: 2.98
vs. ALL: .271 (45-for-166)vs. LHB: .356 (21-for-59)vs. RHB: .224 (24-for-107)

⚡ Recorded his second save of the year on 9/15 at CWS after working a season-high-tying 3.0 perfect innings of relief (2x, last: 7/9 vs. TB) with four strikeouts...Is the first Oriole with a 3.0+inning save since Cole Irvin (3.0 IP, 9/2/24 vs. CWS) and the first O's reliever to toss 3.0+ perfect innings out of the 'pen since Keegan Akin (3.0 IP, 6/14/24 vs. PHI)

⚡ Has made six consecutive relief outings of more than one inning, tied with Scott Blewett (4/15-6/20) for the longest stretch by an Oriole this year

⚡ Since making his O's debut on 8/3, his seven relief outings of 2.0+ innings are tied for second most in MLB behind CWS' Mike Vasil (8 G)

⚡ Threw 2.0+ innings in five consecutive appearances (1 GS) from 8/23-9/9, the longest stretch of his career

⚡ Earned his career-high third win of the year on 9/9 vs. PIT after tossing scoreless 10th and 11th innings on one walk with two strikeouts

⚡ On 8/14 vs. SEA, became the eighth different Oriole to earn a save this year

⚡ Tallied 12 punchouts over four games from 8/3-13, his most in a four-game span since 9/11-24/21 (also 12 K)...Also struck out multiple hitters in at least four straight games in a single season for the second time in his career (6 G, 8/11-9/16/21)

⚡ Has completed more than 1.0 inning in 13 of his 18 relief outings this year

⚡ Activated on 8/2 after being acquired by the Orioles from DET in exchange for cash considerations on 7/31...Pitched in seven games (2 GS) with the Tigers this season

72 • JOSE ESPADA • RHPSEASON DEBUT

WHIP: --K/9: --BB/9: --
vs. ALL: --vs. LHB: --vs. RHB: --

⚡ Recalled from Triple-A Norfolk prior to today's game...Was signed to a minor league contract by the Orioles on 7/26 before being selected to the 40-man roster and optioned to Triple-A Norfolk on 8/11

⚡ Has pitched in 16 games with the Tides this season, going 2-2 with three saves and a 5.94 ERA (11 ER/16.2 IP) on eight hits (3 HR) and 11 walks with 25 strikeouts

⚡ Allowed at least one run in each of his first three outings with Norfolk before completing seven straight scoreless outings from 8/6-27...Opened September with three straight scoreless outings before allowing seven runs (5 ER) on three hits (1 HR) and four walks with two strikeouts over his last two games with Norfolk

⚡ Began the 2025 season with Double-A San Antonio, posting a 1-1 record with three saves and a 2.42 ERA (6 ER/22.1 IP) across 17 relief outings before being promoted to Triple-A El Paso on 6/10...Appeared in 12 games with El Paso, going 2-0 with a 4.80 ERA (8 ER/15.0 IP) before being released on 7/22

⚡ Made his first and only major league appearance on 9/24/23 vs. STL (w/SD), completing 1.0 scoreless inning on two walks with two strikeouts

⚡ Originally selected by the Blue Jays in the fifth round of the 2015 First-Year Player Draft out of Jose Collazo Colon High School in Ponce, Puerto Rico

50 • RICO GARCIA • RHP0-1 • 3.30 ERA • 25 G (1 GS)

WHIP: 1.07K/9: 9.60BB/9: 2.40
vs. ALL: .216 (24-for-111)vs. LHB: .163 (8-for-49)vs. RHB: .258 (16-for-62)

⚡ Secured his ninth hold of the year on 9/17 at CWS after spinning 1.0 perfect inning with one strikeout...Eight of his nine holds this year have come in 13 games since 8/19

⚡ Holding right-handed batters to a .222 (2-for-9) average in seven games this month after they hit .429 (12-for-28) in nine August games

⚡ Has inherited the based loaded with no outs twice and did not yield a run either time (8/19 at BOS & 9/2 at SD)

⚡ Allowed one hit in 1.0 scoreless inning on 8/12 vs. SEA...Was his first outing with the O's this season after pitching in six games for the club in 2022...Claimed off waivers from the Mets on 8/5 after being designated for assignment on 8/3

⚡ Opponents are hitting .333 (7-for-21) against his curveball despite owning a .223 xBA on the offering...Opponents are also slugging .333 against the pitch, despite holding an xSLG of .264...Hitters are 17-for-90 (.189) against his three other pitches combined (four-seam fastball, changeup, slider)

⚡ Owns career highs in strikeout rate (26.7%) and groundball rate (47.5%) while posting a career-low 6.7 percent walk rate

⚡ Has also pitched this season for the Mets (8 G) and Yankees (1 G)

76 • YARAMIL HIRALDO • RHP0-0 • 4.86 ERA • 14 G

WHIP: 1.20K/9: 8.10BB/9: 3.78
vs. ALL: .213 (13-for-61)vs. LHB: .280 (7-for-25)vs. RHB: .167 (6-for-36)

⚡ Recorded his second straight hold on 9/17 at CWS after tossing 1.0 perfect inning with one strikeout...Notched his first career hold on 9/16 at CWS after pitching 1.1 scoreless innings on one walk with a career-high-tying two strikeouts (3x, last: 8/19 at BOS)

⚡ Recalled from Triple-A Norfolk on 9/15, marking his sixth stint on the active roster

⚡ Tossed four perfect outings through five appearances from 8/15-8/23

⚡ Opponents are hitting .333 (8-for-24) with four homers against his fastball compared to a combined .135 average (5-for-37) with no homers off his slider and changeup

⚡ Blew his first career save opportunity after surrendering a game-tying two-run home run to Nathaniel Lowe in the ninth inning on 8/19 at BOS...Walked a career-high four batters while striking out two...Entered the outing with one career walk

⚡ Five of his nine career earned runs have scored via home run

⚡ Hitters are 5-for-35 (.143) with one or no outs compared to 8-for-26 (.308) with two outs

⚡ Became the sixth Oriole to make their major league debut this season on 5/27 vs. STL, allowing one hit and striking out one batter in 1.1 innings

57 • KADE STROWD • RHP0-0 • 1.50 ERA • 22 G

WHIP: 1.17K/9: 7.13BB/9: 4.50
vs. ALL: .193 (16-for-83)vs. LHB: .188 (6-for-32)vs. RHB: .196 (10-for-51)

⚡ Spun 1.0 perfect inning with a career-high-tying two strikeouts (6x, last: 9/15 at CWS)...Five of his six multi-strikeout games have come in his last 10 appearances since 8/28

⚡ Four of his eight September outings have been perfect, but has allowed nine baserunners across the four other appearances (1.50 WHIP)

⚡ Pitched a career-high nine straight scoreless appearances (9.0 IP) from 8/19-9/11 despite having left with the bases loaded and no outs twice in that span (8/16 at BOS & 9/2 at SD)

⚡ Has held lefties hitless (0-for-13) since 8/31 after they went 6-for-19 (.316) from 5/18-8/28

⚡ Has walked 12 batters in 24.0 innings this year...Holds a 13.9 percent walk rate (11 BB/79 BF) since being recalled on 7/24

⚡ Recalled prior to the game on 7/24, marking his fourth stint on the active roster

⚡ Holding opponents to a .176 average (6-for-34) with runners on base

⚡ Made his major league debut on 5/18 vs. WSH, allowing one run on two hits with one strikeout in 1.0 inning

29 • SAMUEL BASALLO • C/1B (L)	.182 • 3 HR • 13 RBI
Current Streak: 0-for-last-5 (since 9/16)	2025 High: 2 G (5x, last: 9/15-16)
Last Game: 0-3, K	Homestand: 1 G, 0-3, K
⚡ Has hit safely in four of six games since 9/12, including an XBH (2 2B, HR) in three of those...Has three home runs in 15 games since 8/30...Nine of his hits are XBH (6 2B, 3 HR)	
⚡ Tied a career high with two runs scored on 9/15 at CWS (also 8/30 at SF)	
⚡ Has two of the O's walk-offs this season (9/8 vs. PIT, 1B; 9/5 vs. LAD, HR)...His homer was the first walk-off home run of the year for the Orioles...Became the youngest Oriole in franchise history to hit a walk-off homer and the first Oriole whose first home run at home was a walk-off since Henry Urrutia on 8/19/15 vs. NYM	
⚡ Hit his first career MLB homer in the fourth inning on 8/30 at SF...At 21 years, 17 days old, became the youngest player to homer in the majors in 2025	
⚡ Hitting .233 (10-for-43) with five doubles and one homer off fastballs compared to .133 (6-for-45) and two homers combined against other pitches	
⚡ Agreed to an eight-year contract extension thru 2033 with a club option for 2034 on 8/22	
⚡ Made his major league debut on 8/17 at HOU...Became the ninth Oriole with 2+ RBI in their MLB debut (last: Joey Ortiz, 4/27/23 at DET)...Was hit by a pitch in his first plate appearance, the first such occurrence in O's history...At 21 years, 4 days old, became the youngest position player to appear in an MLB game this season	
⚡ At 21 years, 5 days old on 8/18 at BOS, became the youngest player to catch for the Orioles since Andy Etchebarren on 9/30/62 (19-102)	

12 • DYLAN BEAVERS • OF (L)	.277 • 3 HR • 13 RBI
Current Streak: 2 G (3-8; since 9/16)	2025 High: 3 G (4x, last: 9/10-12)
9/17 at CWS: 1-3, HR, 2 RBI, BB, SB	Road Trip: 6 G, 4-20, 3B, 2 HR, 4 R, 5 RBI, 5 BB, 4 K, SB
⚡ Has homered in back-to-back games for the first time in his career...Also has 2+ RBI in consecutive games for the first time	
⚡ Drew a career-high three walks on 9/13 at TOR...Joins Glenn Gulliver (1982) as the only O's in team history (since 1954) to have 21 walks through first 27 career games	
⚡ Is the second Oriole in club history (since 1954) to reach safely 44 times (23 H, 21 BB) in their first 27 career games (w/PA), joining Billy Ripken (48 TOB, 1987)	
⚡ Since making his MLB debut on 8/16, leads all qualified MLB rookies in walks (21) and is tied for first in on-base percentage (.423)	
⚡ On 9/10 vs. PIT, delivered his first career walk-off (1B) in the 10 th inning	
⚡ On 8/21 vs. HOU, hit his first MLB homer, becoming the sixth Oriole to homer in their first home plate appearance with the team (last: J. Fiorentino, 5/20/05 vs. PHI)	
⚡ On 8/18 at BOS, reached base safely four times (2 H, 2 BB)	
⚡ Made his MLB debut on 8/16 at HOU after having his contract selected from Triple-A	

15 • DYLAN CARLSON • OF (S)	.208 • 6 HR • 20 RBI
Current Streak: 1 G (2-4; since 9/16)	2025 High: 6 G (5/28-6/4)
9/17 at CWS: 0-0 (Def in 8 th)	Road Trip: 4 G, 2-11, 2B, R, K
⚡ Went 2-for-4 with a double on Tuesday at CWS...Began the month 2-for-19 with 0 XBH	
⚡ Had a season-long 10-game on-base streak from 8/19-9/10, his longest since 2023	
⚡ Notched his third multi-walk effort of the year on 9/3 at SD (last: 2 BB, 8/14 vs. SEA)...Twelve of his 19 walks this season have come in 19 games since 8/14	
⚡ Has five doubles in his last 15 games after having none in his previous 27 games	
⚡ Since 8/12, is 14-for-55 (.255) with four doubles, one triple, two homers, and 12 walks...Went 2-for-53 (.038) in the previous 20 games from 6/24-8/10	

17 • COLTON COWSER • OF (L)	.199 • 15 HR • 38 RBI
Current Streak: 0-for-last-6 (since 9/15)	2025 High: 7 G (8/19-26)
9/17 at CWS: 0-0 (Def. in 9 th)	Road Trip: 6 G, 2-20, 2 HR, 2 R, 4 RBI, 11 K, SB
⚡ Recorded his 11 th stolen base of the season Tuesday at CWS...Is one of four players in MLB with 11+ stolen bases without being caught stealing, joining MIN's Byron Buxton (24 SB), TOR's George Springer (16 SB), and LAD's Hyeseong Kim (13 SB)...Cowser would become the first Oriole in franchise history (since 1954) with 10+ SB and 0 CS in a season, surpassing Al Smith (9 SB in 1963)	
⚡ In 19 games since 8/27, is 7-for-67 (.104) with one double, three homers, and 35 strikeouts...His 59 strikeouts since the start of August are fourth most in MLB	
⚡ Hit a three-run home run in the sixth inning to break a 1-1 tie on Monday at CWS, his third career go-ahead homer in the sixth or later (6/19 at TB, 6/7 at ATH, both in 6 th)...Homered in consecutive games for the seventh time in his career from 9/14-15 and for the third time this year (last: 8/22-23)	
⚡ Has six homers in 24 games since 8/22 after having one in his previous 30 games	
⚡ Eleven of his 15 homers this season have been off fastballs	
⚡ His seven DRS rank second on the team behind Adley Rutschman (11 DRS)	

2 • GUNNAR HENDERSON • INF (L)	.273 • 16 HR • 64 RBI
Current Streak: 3 G (6-14; since 9/16)	2025 High: 14 G (6/5-20)
Last Game: 1-4	Homestand: 1 G, 1-4
⚡ Is 10-for-30 (.333) over his last eight games after going 1-for-21 (.048) in his previous six contests	
⚡ On 9/17 at CWS, stole a career-high three bases...Was the first Oriole with 3+ SB in a game since Jonathan Villar (3 SB, 8/30/19 at KC)...Has been successful on each of his last 12 stolen base attempts since 8/4...Marks the second-longest streak of his career (13 SB, 9/27/23-6/21/24)	
⚡ Has gone 22 straight games without a homer since 8/25, tying the longest streak of his career (also 9/15/24-4/16/25)	
⚡ Set a career high with his 32 nd double on 9/13 at TOR...Is the third Orioles primary shortstop (since 1954) to have multiple 30+ double seasons in his career (also 2024, 31 2B), joining Miguel Tejada (3x, 2004-06) and Cal Ripken, Jr. (9x, 1982-86, 89, 91, 95-96)	
⚡ On 8/27 vs. BOS, stole his 20 th base of the season, marking his second straight season with 30+ doubles and 20+ steals...Is the fourth player in team history (since 1954) to do so in back-to-back seasons, joining Cedric Mullins (2021-22), Brian Roberts (6x, 2004-09), and Brady Anderson (1995-96)	
⚡ Leads the team in hits (149) and stolen bases (26)...The only primary shortstop to lead the Orioles in both categories in the same season is Luis Aparicio (1963, 1966)	
⚡ On 8/18 at BOS, tallied his third game this year with 1+ 3B and 1+ HR, tied for the MLB lead with DET's Kerry Carpenter, COL's Mickey Moniak, and LAD's Shohei Ohtani	

7 • JACKSON HOLLIDAY • INF (L)	.250 • 17 HR • 55 RBI
Current Streak: 0-9 (since 9/16)	2025 High: 10 G (5/14 [G2]-24 [G1])
9/17 at CWS: 0-5, 3 K	Road Trip: 6 G, 5-23, 2B, R, RBI, 4 BB, 8 K, SB, CS
⚡ Has reached base safely in his first seven career games vs. NYY, the longest run by an Oriole since David Newhan (7 G, 6/22-8/1/04)	
⚡ On 9/17 at CWS, had his career-best 17-game on-base streak come to an end	
⚡ Has reached base safely 2+ times in 28 games since the All-Star break, tied for fifth most in the AL during that stretch (leader: SEA's Julio Rodríguez - 32 G)	
⚡ His 29 walks since 8/9 are fourth in MLB behind NYY's Aaron Judge (42 BB) and LAD's Shohei Ohtani and NYM's Juan Soto (both 32 BB)...Drew 20 walks in his previous 91 games from 4/22-8/8	
⚡ Hitting .264 against breaking balls this season after hitting .118 a year ago...Is batting .246 off fastballs this year after hitting .214 in 2024	
⚡ Is the fifth Oriole (6 th occurrence) to hit 15+ home runs in their age-21 season (as of 6/30), joining Cal Ripken, Jr. (28 HR, 1982), Eddie Murray (27 HR, 1977), Curt Blefary (22 HR, 1965), and Boog Powell (25 HR, 1963 and 15 HR, 1962)	
⚡ On 9/6 vs. LAD broke up Yoshinobu Yamamoto's no-hit bid with two outs in the ninth inning (solo HR)...Broke a tie with Gunnar Henderson to take sole possession of the Orioles home run lead (17 HR)...The only Oriole under 22 years old to finish the season leading the club in homers is Eddie Murray in 1977 (27 HR)	

70 • ALEX JACKSON • C (R)	.235 • 5 HR • 8 RBI
Current Streak: 0-3 (since 9/17)	2025 High: 3 G (2x, last: 8/26-29)
9/17 at CWS: 0-3, BB, 2 K	Road Trip: 2 G, 2-6, BB, 2 K
⚡ Is slashing .270/.357/.459 (10-for-37) with one double and two homers over his last 12 games since 8/22, including three multi-hit efforts	
⚡ Thirteen of his 20 hits (65.0%) on the year have gone for extra bases (8 2B, 5 HR)	
⚡ Completed back-to-back-to-back homers with Colton Cowser and Coby Mayo on 9/3 at SD...Extended his career high to five homers after hitting three in 2024 and 2021	
⚡ Tallied his third multi-hit game of the year on 8/22 vs. HOU...Both hits were singles, his first non-extra-base hits of the year...Each of his first 10 hits with the Orioles went for extra bases (7 2B, 3 HR)...After doubling on 8/6 at PHI, became the first player in MLB since 1900 whose first nine hits with a franchise went for extra-bases, per the <i>Elias Sports Bureau</i> ...The previous record was eight	

82 • JEREMIAH JACKSON • INF/OF (R)	.283 • 5 HR • 21 RBI
Current Streak: 0-for-last-6 (since 9/17)	2025 High: 13 G (8/21-9/2)
Last Game: 0-3, BB, 2 K	Homestand: 1 G, 0-3, BB, 2 K
⚡ Since making his MLB debut on 8/1, ranks among qualified AL rookies in doubles (T-1 st , 8), triples (T-1 st , 2), XBH (3 rd , 15), total bases (3 rd , 70), hits (3 rd , 43), RBI (T-4 th , 21), and runs (T-5 th , 19)	
⚡ Had 1+ RBI in a career-high-tying three straight games from 9/15-17 (also 8/13-15)	
⚡ Set a career high with two doubles and matched a career best with two XBH on 9/16 at CWS (also 8/30 at SF)...Was 2-for-20 (.100) with no XBH since 9/10	
⚡ Has hit safely in 25 of his last 32 games since 8/13 and in 29 of 38 career starts	
⚡ Had a career-long 16-game on-base streak from 8/21-9/6	
⚡ On 8/30 at SF, set career highs with four RBI and two extra-base hits (2B, HR)	
⚡ On 8/23 vs. HOU, hit his first major league home run off AJ Blubaugh	

3 • JORGE MATEO • INF/OF (R)	.192 • 1 HR • 3 RBI
Current Streak: 0-3 (since 9/18)	2025 High: 3 G (5/16-23)
Last Game: 0-3, K	Homestand: 1 G, 0-3, K
⚡ Has stolen 15 bases in 17 attempts despite only playing in 39 games this season...Swiped 13 bags across 68 games in 2024	
⚡ Entered the game on 9/5 vs. LAD as a pinch-runner in the seventh inning, his first MLB appearance since 6/6...Was returned from his rehab assignment and reinstated from the 60-day Injured List on 9/3...Placed on the 10-day IL with left elbow inflammation on 6/10, retroactive to 6/7...Began a rehab assignment with Triple-A Norfolk on 6/25, but was transferred to the 60-day IL with a left hamstring strain on 7/6...Began his latest rehab assignment on 8/20 with Norfolk	
⚡ His 96 stolen bases since 2022 rank seventh in the AL	

16 • COBY MAYO • INF (R)	.204 • 9 HR • 24 RBI
Current Streak: 3 G (5-11; since 9/16)	2025 High: 4 G (3x, last: 9/1-5)
Last Game: 1-3, 2 K	Homestand: 5 G, 1-3, 2 K
⚡ Has reached base safely in a career-high-seven straight games...Reached base 2+ times in a career-best five consecutive games from 9/13-17...Scored 1+ run in a career-best five straight games since 9/13-17	
⚡ Is 8-for-19 (.421) with one double and two homers in the last six games since 9/13...Has six XBH (2 2B, 4 HR) in his last 17 games after not having any in his previous eight games	
⚡ Owns an .868 OPS in 15 September games after posting a .469 OPS in August (25 G)	
⚡ Homered in consecutive games for the first time in his career on from 9/13-14 at TOR...Is tied for second among AL rookies with four homers since 8/29	
⚡ Since 8/1, his 55 strikeouts rank fifth in the AL...Has 1+ strikeout in 28 of 31 games since 8/12	
⚡ On 9/3 at SD, hit the second of three back-to-back-to-back homers with Colton Cowser and Alex Jackson	

6 • RYAN MOUNTCASTLE • INF (R)	.256 • 5 HR • 31 RBI
Current Streak: 2 G (2-8; since 9/15)	2025 High: 12 G (5/4-18)
Last Game: 1-4, 3 K	Homestand: 1 G, 1-4, 3 K
⚡ Slashing .299/.333/.425 (40-for-134) with eight doubles, three homers, and 16 RBI in 34 games since 5/27	
⚡ Has struck out in 12 straight games, the longest active streak in the AL and third longest in MLB behind SD's Jackson Merrill/COL's Michael Toglia (both 16 G)	
⚡ Is 19-for-33 (.576) with four doubles and one homer on the first pitch of an at-bat...His .576 average in 0-0 counts ranks second among qualified MLB hitters behind NYY's Aaron Judge (.588 AVG)	
⚡ On 8/29 at SF, set a season high with four RBI	
⚡ On 8/14 vs. SEA, stole two bases for the first time in his career...The second was a steal of home on a double steal, his second such stolen base this season...Is the fourth player in O's history (since 1954) with multiple steals of home in one year, along with Doug DeCinces (1980), Davey Johnson (1971), and Don Buford (1970)	

9 • TYLER O'NEILL • OF (R)	.201 • 8 HR • 24 RBI
Current Streak: 0-5 (since 9/17)	2025 High: 5 G (7/24-29 [G1])
Last Game: 0-3, BB, K	Homestand: 1 G, 0-3, BB, K
⚡ On 9/17 at CWS, matched a career high with two steals (4x, last: 5/14/25 [G1] vs. MIN)	
⚡ Is 2-for-16 (.125) with four walks and one RBI in five games since returning from the 10-day Injured List...Was reinstated on 9/12 (right wrist inflammation)	
⚡ In 10 games prior to his IL stint from 7/24-8/5, slashed .333/.400/.867 (10-for-30) with one double, five home runs, 12 RBI, and four walks	
⚡ From 7/25-29 (G1), homered in a career-high four straight games, the first Oriole to accomplish the feat since Gunnar Henderson (4 G, 5/17-20/24)	
⚡ Of his 32 hits this season, 15 have gone for extra bases (6 2B, 1 3B, 8 HR)	

52 • LUIS VÁZQUEZ • INF (R)	.160 • 1 HR • 3 RBI
Current Streak: 0-for-last-4 (since 9/7)	2025 High: 2 G (8/22-24)
Last Game: 0-3, 2 K	Homestand: 1 G, 0-3, 2 K
⚡ Last night, made his first start since 9/7 vs. LAD	
⚡ Drew a career-high two walks on 9/3 at SD...Had one walk in his first 39 career games	
⚡ Matched a career high with two hits on 8/31 at SF (also 8/22 vs. HOU)	
⚡ On 9/14 at TOR, made his fourth pitching appearance (4.1 IP) of the year, tying the most by a primary Orioles position player in a season (S. Wilkerson, 2019)	
⚡ On 8/24 vs. HOU, hit his first career home run off John Rooney	
⚡ On 6/30 at TEX, recorded his first hit, RBI, and run scored as an Oriole, all coming after pinch-hitting in the 11 th inning	

11 • JORDAN WESTBURG • INF (R)	.264 • 15 HR • 34 RBI
Current Streak: 0-13 (since 8/18)	2025 High: 7 G (6/27-7/11)
Last Game: 0-4, 3 K	Homestand: 1 G, 0-4, 3 K
⚡ Tied a career high with two walks on 9/16 at CWS (5x, last: 5/12/24 vs. ARI)	
⚡ Reinstated from the 10-day Injured List (right ankle sprain) on Tuesday...Was placed on the IL on 8/22, retroactive to 8/19, after leaving the game on 8/18 at BOS...Has been on the IL twice this season (also 4/27-6/9, left hamstring strain)	
⚡ Went 2-for-11 with two home runs and four RBI in three rehab games with Triple-A Norfolk...In his final appearance on 9/14 at Durham, hit a first-inning solo homer and a go-ahead three-run shot in the ninth inning with the team down 5-4	
⚡ Slashing .296/.345/.472 (47-for-159) with four doubles, eight home runs, 34 runs scored, and 20 RBI in 40 games since 7/4	
⚡ On 8/17 at HOU, had a career-high five RBI and a career-high-tying four hits (4x, last: 7/29/25 [G1] vs. TOR)	



ADDITIONAL HITTER INFO

			MULTI-HIT GAMES					MULTI-RBI GAMES					LAST HR		MULTI-HR GAMES		
	vs. LHP	vs. RHP	2	3	4	5	TOTAL	2	3	4	5	6+	TOTAL	(DATE/PITCHER)	2025	CAREER	LAST (HRS)
Samuel Basallo	.158	.188	2	-	-	-	2	4	-	-	-	-	4	9/16/25 at CWS (Smith)	-	-	-
Dylan Beavers	.176	.303	7	-	-	-	7	2	1	-	-	-	3	9/17/25 at CWS (Pérez)	-	-	-
Dylan Carlson	.206	.208	8	2	-	-	10	4	1	-	-	-	5	8/16/25 at HOU (Alexander)	-	3	6/20/23 at WSH (2)
Colton Cowser	.171	.209	7	3	-	-	10	2	6	-	-	-	8	9/15/25 at CWS (Alexander)	-	2	9/20/24 vs. DET (2)
Gunnar Henderson	.223	.299	34	7	1	-	42	12	2	2	-	-	16	8/24/25 vs. HOU (Arrighetti)	-	2	6/21/24 at HOU (2)
Jackson Holliday	.209	.267	24	9	1	-	34	6	1	2	-	-	9	9/6/25 vs. LAD (Yamamoto)	1	1	5/4/25 vs. KC (2)
Alex Jackson	.280	.217	5	-	-	-	5	-	-	-	-	-	-	9/3/25 at SD (Cortes)	-	-	-
Jeremiah Jackson	.277	.286	9	2	-	-	11	2	1	1	-	-	4	9/9/25 vs. PIT (Ashcraft)	-	-	-
Jorge Mateo	.216	.167	3	-	-	-	3	1	-	-	-	-	1	5/31/25 vs. CWS (Martin)	-	1	8/2/22 at TEX (2)
Coby Mayo	.229	.191	5	2	-	-	7	2	1	1	-	-	4	9/14/25 at TOR (Bieber)	-	-	-
Ryan Mountcastle	.263	.253	17	3	-	-	20	4	-	1	-	-	5	8/30/25 at SF (Seymour)	-	10	6/4/24 at TOR (2)
Tyler O'Neill	.170	.214	5	1	1	-	7	3	2	1	-	-	6	8/4/25 at PHI (Luzardo)	-	12	9/9/24 vs. BAL (2)
Luis Vázquez	.154	.167	2	-	-	-	2	-	-	-	-	-	-	8/24/25 vs. HOU (Rooney)	-	-	-
Jordan Westburg	.266	.264	10	6	3	-	19	5	2	-	1	-	8	8/17/25 at HOU (Dubin)	1	1	3/29/25 at TOR (2)

O's HITTERS															2025 vs. NEW YORK YANKEES															CAREER vs. NEW YORK YANKEES														
PLAYER	G	AB	R	H	2B	3B	HR	RBI	BB	IBB	SO	AVG	OBP	SLG	G	AB	R	H	2B	3B	HR	RBI	BB	IBB	SO	AVG	OBP	SLG																
Samuel Basallo	1	3	0	0	0	0	0	0	0	0	1	.000	.000	.000	1	3	0	0	0	0	0	0	0	0	1	.000	.000	.000																
Dylan Beavers																																												
Dylan Carlson	6	12	0	2	1	0	0	1	0	0	2	.167	.167	.250	12	30	3	5	2	0	0	2	1	0	6	.167	.194	.233																
Colton Cowser	3	10	1	2	1	0	0	1	0	0	4	.200	.273	.300	19	60	7	10	2	0	1	6	6	0	24	.167	.286	.250																
Gunnar Henderson	7	19	4	5	1	0	1	2	5	0	4	.263	.417	.474	36	136	25	36	9	0	6	20	15	0	37	.265	.346	.463																
Jackson Holliday	6	21	3	8	0	0	0	1	1	0	3	.381	.409	.381	7	22	3	9	0	0	0	1	1	0	3	.409	.435	.409																
Alex Jackson															7	16	2	1	0	0	1	3	1	0	8	.063	.118	.250																
Jeremiah Jackson	1	3	0	0	0	0	0	0	1	0	2	.000	.250	.000	1	3	0	0	0	0	0	0	1	0	2	.000	.250	.000																
Jorge Mateo	2	6	0	1	1	0	0	0	0	0	3	.167	.167	.333	35	116	11	28	4	0	2	10	7	0	35	.241	.286	.328																
Coby Mayo	3	9	0	3	1	0	0	1	0	0	2	.333	.333	.444	3	9	0	3	1	0	0	1	0	0	2	.333	.333	.444																
Ryan Mountcastle	4	15	1	2	0	0	1	3	0	0	8	.133	.125	.333	64	237	24	55	11	0	8	37	15	0	81	.232	.271	.380																
Tyler O'Neill	1	3	0	0	0	0	0	0	1	0	1	.000	.250	.000	15	57	8	10	4	0	3	9	6	0	24	.175	.262	.404																
Luiz Vázquez	2	6	0	0	0	0	0	0	0	0	2	.000	.000	.000	2	6	0	0	0	0	0	0	0	0	2	.000	.000	.000																
Jordan Westburg	3	9	0	0	0	0	0	0	1	0	6	.000	.100	.000	20	69	10	16	3	2	0	7	5	0	22	.232	.293	.333																

O's PITCHERS														2025 vs. NEW YORK YANKEES														CAREER vs. NEW YORK YANKEES													
PLAYER	W	L	SV	G	GS	INN	H	R	ER	HR	BB	K	ERA	AVG	W	L	SV	G	GS	INN	H	R	ER	HR	BB	K	ERA	AVG													
Keegan Akin	0	0	0	4	0	4.0	3	1	1	0	3	6	2.25	.231	1	1	1	21	3	38.2	27	15	15	2	19	38	3.49	.196													
Kyle Bradish															1	1	0	5	5	25.0	25	10	9	2	15	24	3.24	.260													
Yennier Cano	0	0	0	5	0	4.0	6	1	0	0	1	5	0.00	.353	0	1	1	18	0	17.0	20	8	7	2	9	15	3.71	.299													
José Castillo	0	0	0	1	0	1.2	1	0	0	0	0	3	0.00	.167	0	0	0	1	0	1.2	1	0	0	0	0	3	0.00	.167													
Dietrich Enns																																									
Jose Espada																																									
Rico Garcia	0	0	0	1	0	2.0	1	0	0	0	0	2	0.00	.143	0	0	0	3	0	4.2	8	6	6	2	4	3	11.57	.364													
Yaramil Hiraldo																																									
Dean Kremer	0	0	0	1	1	5.2	5	1	1	0	1	7	1.59	.227	4	3	0	13	13	67.0	62	32	31	13	26	72	4.16	.245													
Cade Povich	0	1	0	2	2	9.2	8	6	6	2	7	7	5.59	.235	0	2	0	4	4	19.2	14	10	10	3	17	14	4.58	.209													
Trevor Rogers															0	0	0	2	2	6.2	7	2	2	0	4	8	2.70	.280													
Kade Strowd	0	0	0	1	0	1.0	0	0	0	0	0	2	0.00	.000	0	0	0	1	0	1.0	0	0	0	0	0	2	0.00	.000													
Tomoyuki Sugano	1	0	0	2	2	8.2	12	3	3	1	4	12	3.12	.324	1	0	0	2	2	8.2	12	3	3	1	4	12	3.12	.324													
Tyler Wells															0	5	1	14	8	46.1	40	27	27	13	14	42	5.24	.229													

RECENT TRANSACTIONS

DATE	TRANSACTION
9/19	Recalled RHP Jose Espada from Triple-A Norfolk...Placed RHP Chayce McDermott on the Bereavement/Family Medical Emergency List... RHP Scott Blewett (right elbow discomfort) was returned from his rehab assignment, reinstated from the 60-day Injured List, and designated for assignment... INF Emmanuel Rivera cleared outright waivers and accepted an assignment to Triple-A Norfolk.
9/17	C Adley Rutschman (right oblique strain) began a rehab assignment with Triple-A Norfolk.
9/16	Activated LHP José Castillo ... INF Jordan Westburg (right ankle sprain) was returned from his rehab assignment and reinstated from the 10-day Injured List...Designated INF Emmanuel Rivera for assignment.
9/15	Recalled RHP Yaramil Hiraldo and RHP Chayce McDermott from Triple-A Norfolk...Claimed LHP José Castillo off waivers from the Seattle Mariners...Placed RHP Albert Suárez (right elbow discomfort) on the 15-day Injured List...Designated RHP Carson Ragsdale for assignment...Optioned LHP Grant Wolfram to Triple-A Norfolk (postgame).
9/14	Recalled RHP Carson Ragsdale from Triple-A Norfolk...Placed RHP Shawn Dubin (right elbow discomfort) on the 15-day Injured List, retroactive to 9/13...Optioned RHP Carson Ragsdale to Triple-A Norfolk (postgame).
9/13	RHP Colin Selby began a rehab assignment with Triple-A Norfolk.
9/12	OF Tyler O'Neill (right wrist inflammation) was returned from his rehab assignment and reinstated from the 10-day Injured List...Optioned OF Daniel Johnson ² to Triple-A Norfolk... INF Jordan Westburg (right ankle sprain) began a rehab assignment with Triple-A Norfolk.
9/10	C Gary Sánchez (right knee sprain) began a rehab assignment with Triple-A Norfolk.
9/9	Transferred the rehab assignment of OF Tyler O'Neill (right wrist inflammation) to Triple-A Norfolk.
9/7	OF Tyler O'Neill (right wrist inflammation) began a rehab assignment with Double-A Chesapeake.
9/4	RHP Corbin Martin cleared outright waivers and accepted an assignment to Triple-A Norfolk.
9/3	RHP Scott Blewett (right elbow discomfort) began a rehab assignment with Triple-A Norfolk.
9/2	Reinstated RHP Tyler Wells (right elbow UCL surgery) and INF/OF Jorge Mateo (left hamstring strain) from the 60-day Injured List...Optioned C Maverick Handley ³ to Triple-A Norfolk...Designated RHP Corbin Martin and RHP Elvin Rodriguez for assignment.
9/1	RHP Albert Suárez (right subscapularis strain) was returned from his rehab assignment and reinstated from the 60-day Injured List...Recalled C Maverick Handley from Triple-A Norfolk... RHP Cody Poteet elected free agency in lieu of accepting an outright assignment to Triple-A Norfolk.
8/30	RHP Matt Bowman cleared unconditional release waivers and was released... RHP Cody Poteet (right shoulder inflammation) was returned from his rehab assignment, reinstated from the 60-day Injured List, and outrighted to Triple-A Norfolk.
8/29	INF Vimalael Machín cleared outright waivers and accepted an assignment to Triple-A Norfolk.
8/28	Activated RHP Shawn Dubin ...Designated RHP Roansy Contreras for assignment.
8/27	Selected the contracts of RHP Roansy Contreras and INF Emmanuel Rivera from Triple-A Norfolk...Transferred RHP Brandon Young (left hamstring strain) to the 60-day Injured List...Designated INF Vimalael Machín for assignment.
8/26	Reinstated RHP Kyle Bradish (right elbow UCL surgery) from the 60-day Injured List...Claimed RHP Shawn Dubin off waivers from the Houston Astros...Transferred RHP Scott Blewett (right elbow discomfort) to the 60-day Injured List...Designated RHP Matt Bowman for assignment...Optioned RHP Yaramil Hiraldo ⁵ to Triple-A Norfolk (postgame).
8/23	RHP Cody Poteet (right shoulder inflammation) began a rehab assignment with Triple-A Norfolk.
8/22	Selected the contracts of RHP Matt Bowman and INF Vimalael Machín from Triple-A Norfolk...Placed RHP Brandon Young (left hamstring strain) on the 15-day Injured List...Placed INF Jordan Westburg (right ankle sprain) on the 10-day Injured List, retroactive to 8/19...Transferred RHP Félix Bautista (right shoulder surgery) and C Gary Sánchez (right knee sprain) to the 60-day Injured List.

EUTAW STREET HOME RUNS

DATE	PLAYER (Team)	OPP. (Pitcher)	DISTANCE
6/28	Jonathan Aranda (TB)	BAL (Eflin)	467 ft.
4/29	Trent Grisham (NYY)	BAL (Gibson)	399 ft.
4/19	Jake Fraley (CIN)	BAL (Young)	421 ft.
2025 totals - 3 (0 by Orioles, 3 by opponents)			
*Total since 1992 - 134 (64 by Orioles, 70 by opponents)			

O's CHALLENGES

TEAM	TOTAL	WON	LOST	SUCCESS RATE
Orioles	43	18	25	42%
Opponents	31	19	12	61%
Last by O's: 9/10 vs. PIT (T8)		Batter/Runner: Yorke		Tag Play (1B)
Last by Opp.: 9/2 at SD (T4)		Batter/Runner: Holliday		Tag Play (2B)
				Safe/Stands
				Safe/Overturned

RECORD BY POSITION

PLAYER	C	1B	2B	3B	SS	LF	CF	RF	DH
Jordyn Adams	-	-	-	-	-	-	0-1	-	-
Greg Allen	-	-	-	-	-	0-1	1-2	-	-
Samuel Basallo	9-8	0-1	-	-	-	-	-	-	4-1
Dylan Beavers	-	-	-	-	-	10-5	-	5-6	-
Dylan Carlson	-	-	-	-	-	21-20	7-5	3-5	-
Colton Cowser	-	-	-	-	-	19-22	20-17	-	0-1
Maverick Handley	7-7	-	-	-	-	-	-	-	-
Gunnar Henderson	-	-	-	-	63-70	-	-	-	3-5
Jackson Holliday	-	-	60-69	-	4-2	-	-	-	2-2
Alex Jackson	13-12	-	-	-	-	-	-	-	-
Jeremiah Jackson	-	-	-	4-4	-	-	-	14-13	1-2
Daniel Johnson	-	-	-	-	-	1-1	3-1	-	-
Heston Kjerstad	-	-	-	-	-	10-15	-	10-10	1-0
Ramón Laureano	-	-	-	-	-	9-14	0-1	21-18	3-4
Vimalael Machín	-	-	-	1-2	-	-	-	-	-
Jorge Mateo	-	-	1-4	-	0-8	1-0	5-4	-	-
Coby Mayo	-	34-25	-	0-2	-	-	-	-	4-4
Ryan Mountcastle	-	18-32	-	-	-	-	-	-	13-14
Cedric Mullins	-	-	-	-	-	-	36-50	-	1-1
Ryan Noda	-	-	-	-	-	-	-	2-1	-
Ryan O'Hearn	-	19-20	-	-	-	0-2	-	5-9	14-17
Tyler O'Neill	-	-	-	-	-	1-1	-	12-19	6-6
Emmanuel Rivera	-	1-3	-	14-12	-	-	-	-	1-0
Adley Rutschman	29-33	-	-	-	-	-	-	-	7-11
Jacob Stallings	4-7	-	-	-	-	-	-	-	-
Gary Sánchez	8-11	-	-	-	-	-	-	-	3-4
Chadwick Tromp	2-3	-	-	-	-	-	-	-	-
Ramón Urías	-	-	1-0	32-34	-	-	-	-	1-1
Luis Vázquez	-	-	1-2	1-2	5-1	-	-	-	-
Jordan Westburg	-	-	9-6	20-25	-	-	-	-	8-8

2025 BY THE NUMBERS			
	HOME	AWAY	TOTAL
Overall	36-39	36-42	72-81
MONTH	HOME	AWAY	TOTAL
March (5)	1-0	2-2	3-2
April (25)	6-7	3-9	9-16
May (27)	4-10	5-8	9-18
June (27)	8-5	8-6	16-11
July (25)	8-5	5-7	13-12
August (28)	4-10	7-7	11-17
September (25)	5-2	6-3	11-5
TOTAL (162)	36-39	36-42	72-81
DAY OF WEEK	HOME	AWAY	TOTAL
Monday (14)	5-1	5-4	10-5
Tuesday (23)	3-8	5-7	8-15
Wednesday (25)	5-7	5-6	10-13
Thursday (18)	5-6	5-1	10-7
Friday (26)	7-4	4-8	11-12
Saturday (28)	6-6	7-8	13-14
Sunday (27)	5-7	5-8	10-15
TOTAL (162)	36-39	36-42	72-81
VS. AL EAST	HOME	AWAY	TOTAL
Boston Red Sox (13)	1-6	4-2	5-8
New York Yankees (13)	2-2	1-2	3-4
Tampa Bay Rays (13)	2-1	3-4	5-5
Toronto Blue Jays (13)	4-2	2-5	6-7
TOTAL (52)	9-11	10-13	19-24
VS. AL CENTRAL	HOME	AWAY	TOTAL
Chicago White Sox (7)	3-0	3-0	6-0
Cleveland Guardians (7)	2-1	1-3	3-4
Detroit Tigers (6)	1-2	0-3	1-5
Kansas City Royals (6)	1-2	1-2	2-4
Minnesota Twins (6)	0-3	0-3	0-6
TOTAL (32)	7-8	5-11	12-19
VS. AL WEST	HOME	AWAY	TOTAL
Athletics (6)	1-2	1-2	2-4
Houston Astros (7)	1-3	2-1	3-4
Los Angeles Angels (6)	3-0	2-1	5-1
Seattle Mariners (6)	2-1	3-0	5-1
Texas Rangers (7)	1-2	1-2	2-4
TOTAL (32)	8-8	9-6	17-14
VS. NL EAST	HOME	AWAY	TOTAL
Atlanta Braves (3)	-	3-0	3-0
Miami Marlins (3)	1-2	-	1-2
New York Mets (3)	2-1	-	2-1
Philadelphia Phillies (3)	-	1-2	1-2
Washington Nationals (4)	0-3	1-2	1-5
TOTAL (16)	3-6	5-4	8-10
VS. NL CENTRAL	HOME	AWAY	TOTAL
Chicago Cubs (3)	-	1-2	1-2
Cincinnati Reds (3)	1-2	-	1-2
Milwaukee Brewers (3)	-	1-2	1-2
Pittsburgh Pirates (3)	3-0	-	3-0
St. Louis Cardinals (3)	1-2	-	1-2
TOTAL (15)	5-4	2-4	7-8
VS. NL WEST	HOME	AWAY	TOTAL
Arizona Diamondbacks (3)	-	1-2	1-2
Colorado Rockies (3)	2-1	-	2-1
Los Angeles Dodgers (3)	2-1	-	2-1
San Diego Padres (3)	-	3-0	3-0
San Francisco Giants (3)	-	1-2	1-2
TOTAL (15)	4-2	5-4	9-6

BALTIMORE ORIOLES - WALK-OFF AND MISC. HOME RUNS

Baltimore Orioles Walk-off Wins							
Date	Score	Batter/Runner	Action	RBI	Pitcher	INN	OUTS
9/10	PIT 1 @ BAL 2	Dylan Beavers	1B	1	Kyle Nicolas	10	0
9/9	PIT 2 @ BAL 3	Samuel Basallo	1B	1	Dauri Moreta	11	0
9/6	LAD 3 @ BAL 4	Emmanuel Rivera	1B	2	Tanner Scott	9	2
9/5	LAD 1 @ BAL 2	Samuel Basallo	HR	1	Tanner Scott	9	2
8/13	SEA 3 @ BAL 4	Jackson Holliday	2B	1	Matt Brash	9	2
Opponent Walk-off Wins							
Date	Score	Batter/Runner	Action	RBI	Pitcher	INN	OUTS
9/13	BAL 4 @ HOU 5	Alejandro Kirk	SF	1	Yennier Cano	9	1
8/16	BAL 4 @ HOU 5	Ramón Urias	FC	1	Keegan Akin	12	1
8/3	BAL 3 @ CHC 5	Justin Turner	HR	2	Keegan Akin	9	0
5/24 (G1)	BAL 5 @ BOS 6	Rafael Devers	1B	1	Gregory Soto	10	1
Baltimore Orioles Back-to-Back Home Runs							
Date	Score	Batters	Pitcher	INN	OUTS		
9/3	BAL 7 @ SD 5	Colton Cowser/Coby Mayo/Alex Jackson	Nestor Cortes	3	1		
8/8	ATH 2 @ BAL 3	Adley Rutschman/Ryan Mountcastle	J.T. Ginn	1	2		
7/29 (G1)	TOR 4 @ BAL 16	Tyler O'Neill/Ramón Urias	Lazaro Estrada	6	1		
7/28	TOR 4 @ BAL 11	Cedric Mullins/Coby Mayo	Chris Bassitt	2	2		
6/24	TEX 6 @ BAL 5 (10)	Gary Sánchez/Ramón Urias/Ryan O'Hearn	Chris Martin	7	0		
6/14	LAA 5 @ BAL 6	Cedric Mullins/Gary Sánchez	Tyler Anderson	6	0		

Date	Score	Batter	Pitcher	INN	OUTS
8/4	BAL 3 @ PHI 13	Kyle Schwarber	Yaramil Hiraldo	6	2
7/18	BAL 1 @ TB 11	Yandy Diaz	Grant Wolfram	6	1
5/23	BAL 5 @ BOS 19	Rafael Devers	Emmanuel Rivera	8	2
4/20	CIN 24 @ BAL 2	Noelvi Marte	Jorge Mateo	8	2

Date	Score	Batter	RBI	Pitcher	INN	OUTS

Date	Score	Batter	RBI	Pitcher	INN	OUTS

Date	Score	Batter	RBI	Pitcher	INN	OUTS
7/26	COL 0 @ BAL 18	Alex Jackson	1	Kyle Farmer	8	0
7/10 (G1)	NYM 1 @ BAL 3	Gunnar Henderson	2	Ryne Stanek	8	0
5/10	BAL 2 @ LAA 5	Ramón Laureano	1	Brook Burke	9	0

Date	Score	Batter	RBI	Pitcher	INN	OUTS
8/3	BAL 3 @ CHC 5	Justin Turner	2	Keegan Akin	9	0
7/30	TOR 9 @ BAL 8	Nathan Lukes	3	Yennier Cano	7	2
6/18	BAL 8 @ TB 12	Brandon Lowe	2	Yennier Cano	5	2
5/11	BAL 7 @ LAA 3	Matthew Lugo	1	Félix Bautista	9	2
5/7	BAL 2 @ MIN 5	Harrison Bader	2	Keegan Akin	7	1

Date	Score	Batter	Pitcher
9/3	BAL 7 @ SD 5	Jackson Holliday	Nestor Cortes
7/20	BAL 5 @ TB 3	Jackson Holliday	Ryan Pepiot
5/31	CWS 2 @ BAL 4	Jackson Holliday	Davis Martin
4/19	CIN 5 @ BAL 9	Cedric Mullins	Hunter Greene
4/3	BOS 8 @ BAL 4	Cedric Mullins	Tanner Houck
3/29	BAL 9 @ TOR 5	Colton Cowser	Max Scherzer

Date	Score	Batter	Pitcher
9/7	LAD 5 @ BAL 2	Shohei Ohtani	Tomoyuki Sugano
8/27	BOS 3 @ BAL 2	Roman Anthony	Dietrich Enns
8/25	BOS 4 @ BAL 3	Roman Anthony	Tomoyuki Sugano
6/16	BAL 1 @ TB 7	Josh Lowe	Zach Eflin
5/24 (G1)	BAL 5 @ BOS 6	Jarren Duran	Zach Eflin
5/18	WSH 10 @ BAL 4	CJ Abrams	Zach Eflin
4/29	NY 15 @ BAL 3	Trent Grisham	Kyle Gibson
4/23	BAL 3 @ WSH 4	James Wood	Tomoyuki Sugano





LAST TIME IT HAPPENED	
BATTING	
Eutaw St. Home Run	Gunnar Henderson, 8/14/24 vs. WSH (Herz)
Opponent	Jonathan Aranda, 6/28/25 vs. TB (Eflin)
Second Deck Home Run in LF at OPACY	Austin Hays, 6/7/22 vs. CHC (Mills)
Opponent	Pete Alonso, 9/2/20 vs. NYM (Means)
Grand Slam	Gary Sánchez, 6/15/25 vs. LAA (Brogdon)
Two Grand Slams in One Game	Reimold, Clevenger, 9/11/15 vs. KC (Herrera, Chamberlain)
Pinch-Hit Home Run	Alex Jackson, 7/26/25 vs. COL (Farmer)
Pinch-Hit Walk-Off Home Run	Nolan Reimold, 7/24/16 vs. CLE (Allen)
Pinch-Hit Grand Slam	Dwight Evans, 7/26/91 vs. OAK (Nelson)
Inside-the-Park Home Run	Jorge Mateo, 8/20/23 at OAK (Sears)
LH & RH Home Run, Same Game	Anthony Santander, 8/7/24 at TOR (Francis, Yarbrough)
Individual 2-Home Run Game	Jackson Holliday, 5/4/25 vs. KC (Lorenzen)
Individual 3-Home Run Game	Ryan Mountcastle, 6/19/21 vs. TOR (Manoah, Kay)
Individual 4-Home Run Game	Never
Home Run in Consecutive Games	Dylan Beavers, 9/16-17/25 at CWS
Home Run in 3 Consecutive Games	Tyler O'Neill, 7/25-29 (G1)/25 vs. COL, vs. TOR (4 G)
Home Run in 4 Consecutive Games	Tyler O'Neill, 7/25-29 (G1)/25 vs. COL, vs. TOR
Home Run in 5 Consecutive Games	Jonathan Schoop, 7/22-27/18 vs. TOR, BOS, TB
Home Run in 6 Consecutive Games	Chris Davis, 9/26-10/2/12 vs. TOR, BOS, TB
4-Home Run Game, Team	9/3/25 at SD
5-Home Run Game, Team	4/19/25 vs. CIN
6-Home Run Game, Team	3/27/25 at TOR
7-Home Run Game, Team	6/2/16 vs. BOS
8+-Home Run Game, Team	6/16/15 vs. PHI (8 HR)
10+-Run Game, Team	8/17/25 at HOU (12 R)
15+-Run Game, Team	7/29/25 (G1) vs. TOR (16 R)
20+-Run Game, Team	6/27/25 vs. TB (22 R)
Back-to-Back HR	Cowser/Mayo/A. Jackson, 9/3/25 at SD (3 rd inning)
Back-to-Back HR to Start First Inning	Mullins/Henderson, 4/19/25 vs. CIN
Back-to-Back-to-Back HR	Cowser/Mayo/A. Jackson, 9/3/25 at SD (3 rd inning)
Back-to-Back-to-Back HR to Start First Inning	Flaherty/Hardy/Markakis, 5/10/12 (G1) vs. TEX
2 Back-to-Back HRs, Same Game	Mullins/Henderson (1 st) & Laureano/Westburg (7 th), 4/19/25 vs. CIN
Leadoff Home Run	Jackson Holliday, 9/3/25 at SD (Cortes)
Walk-Off Win	Dylan Beavers (1B), 9/10/25 vs. PIT (Nicolas)
Walk-Off Home Run	Samuel Basallo, 9/5/25 vs. LAD (Scott)
Walk-Off Grand Slam	Manny Machado, 8/18/17 vs. LAA (Middleton)
Walk-Off Home Run, Eutaw St.	Rio Ruiz, 8/11/19 vs. HOU (Osuna)
Home Run, 15 th Inning or later	Jonathan Villar, 7/25/19 at LAA (Canning)
Home Run, 17 th Inning or later	Adam Jones, 5/6/12 at BOS (McDonald)
Home Run by a Pitcher	Zack Britton, 7/3/11 at ATL (Beachy)
2-Home Run Game by a Pitcher	Milt Pappas, 8/27/61 at MIN (Ramos)
Oriole to hit a Home Run for 1 st ML hit	Connor Norby, 6/4/24 at TOR (Pearson)
Oriole w/ 2 Home Runs in One Inning	Mark Trumbo, 4/15/16 at TEX (7 th inning, Pérez, Faulkner)
Oriole w/ 3 Home Runs in Consecutive Innings	Manny Machado, 8/7/16 at CWS (1 st , 2 nd , 3 rd inning, Shields, Albers)
5-Hit Game	Adley Rutschman, 6/21/24 at HOU
6-Hit Game	Cal Ripken, Jr., 6/13/99 at ATL
5-RBI Game	Jordan Westburg, 8/17/25 at HOU
6-RBI Game	Adley Rutschman, 6/9/24 at TB
7-RBI Game	Ryan Mountcastle, 4/11/23 vs. OAK (9 RBI)
8-RBI Game	Ryan Mountcastle, 4/11/23 vs. OAK (9 RBI)
9-RBI Game	Ryan Mountcastle, 4/11/23 vs. OAK
PITCHING	
Perfect Game	Never
No-Hitter	5/5/21 at SEA (Means)
1-Hitter	8/15/25 at HOU (Young, Hiraldo)
Complete Game	8/1/25 at CHC (Rogers, 8.0 IP)
Complete Game, 9.0+ IP	9/23/22 vs. HOU (Kremer, 9.0 IP)
Shutout	9/23/22 vs. HOU (Kremer)
Team Shutout	8/17/25 at HOU (Kremer, Wolfram, Martin)
Consecutive CG, Pitcher	Sidney Ponson (2), 5/16-22/04
Consecutive Shutouts, Pitcher	Mike Mussina (2), 9/26-10/1/95
Consecutive CG, Team	5/13-14/11 (Guthrie, Bergesen)
Consecutive Shutouts, Team	4/18-19/23 at WSH
10+ Strikeout Game, Pitcher	Kyle Bradish (10), 8/26/25 vs. BOS
15+ Strikeout Game, Pitcher	Erik Bedard (15), 7/7/07 at TEX
10+ Strikeout Game, Team	9/16/25 at CWS (10 K)
15+ Strikeout Game, Team	9/15/25 at CWS (15 K)
4+ Strikeouts in an inning	Mike Cuellar (4), 5/29/70 at CAL
Immaculate Inning	Brandon Young, 7/8/25 vs. NYM (5 th inning)
MISCELLANEOUS	
Hit for the Cycle	Cedric Mullins, 5/12/23 vs. PIT (7 th in club history)
Steal of Home	Ryan Mountcastle, 8/14/25 vs. SEA
Position Player to Pitch	Luis Vázquez, 9/14/25 at TOR (1.0 IP)
Triple Play Turned	9/18/22, Bottom 3 rd at TOR (Chapman batting/Kremer pitching)
Manager Ejection	Scoring: 6-4-3 (Mateo-Vavra-Aguilar)
Player Ejection	Tony Mansolino, 7/20/25 at TB (1 st career)
	Ryan O'Hearn, 7/21/25 at CLE (3 rd career)
WINNING SWEEPS	
2-Game, at OPACY	9/26-27/23 vs. WSH
2-Game, Road	8/18-19/25 at BOS
3-Game, at OPACY	9/9-11/25 vs. PIT
3-Game, Road	9/15-17/25 at CWS
4-Game, at OPACY	7/7-10/22 vs. LAA
4-Game, Road	6/7-10/24 at TB
Doubleheader	7/29/25 vs. TOR

2025 OUTFIELD ASSISTS						
Outfielder	1B	2B	3B	HP	TOTAL	ERRORS (F-T)
Jordyn Adams	-	-	-	-	-	-
Greg Allen	-	-	-	-	-	-
Dylan Beavers	-	1	-	-	1	1 (0-1)
Dylan Carlson	-	2	-	1	3	-
Colton Cowser	-	1	1	2	4	2 (1-1)
Cooper Hummel	-	-	-	-	-	-
Jeremiah Jackson	-	1	-	1	2	1 (1-0)
Daniel Johnson	-	-	-	-	-	-
Heston Kjerstad	-	4	-	-	4	-
Ramón Laureano	-	4	-	3	7	5 (2-3)
Jorge Mateo	-	-	-	-	-	1 (1-0)
Cedric Mullins	-	-	-	-	-	3 (1-2)
Ryan Noda	-	1	-	-	1	-
Ryan O'Hearn	-	-	-	-	-	-
Tyler O'Neill	1	3	0	1	5	1 (1-0)
Team Totals	1	17	1	8	27	14 (7-7)

2025 CATCHING BREAKDOWN							
Catcher	Errors	PB	SB	Pick-offs		ERA	W-L (GS)
	F-T-C		CCS-ATT	1B-2B-3B	Inn.		
Samuel Basallo	0-1-1	1	2-10	0-0-0	151.2	4.09	9-8
Maverick Handley	0-0-1	0	0-13	0-0-0	121.2	4.25	7-7
Alex Jackson	0-2-0	2	7-21	0-0-0	231.2	4.58	13-12
Adley Rutschman	0-2-0	1	10-46	0-1-1	538.1	4.68	29-33
Gary Sánchez	0-2-2	1	1-18	1-0-0	175.1	5.39	8-11
Jacob Stallings	0-1-0	2	3-12	0-0-0	97.0	3.62	4-7
Chadwick Tromp	0-1-0	1	0-2	0-0-0	39.0	5.77	2-3
Totals	0-9-4	8	23-122	1-1-1	1353.2	4.61	72-81

2025 SCHEDULE

G#	DATE	OPP.	W-L	SCORE	WP/LP/SV	REC	POS	GA/GB	ATT.
1	3/27	at TOR	W	12-2	Eflin/Berrios	1-0	T-1 st	+0.5	40,734
2	3/28	at TOR	L	8-2	Gausman/Morton	1-1	T-3 rd	-0.5	26,289
3	3/29	at TOR	W	9-5	Kremer/Lovelyad	2-1	2 nd	-0.5	27,005
4	3/30	at TOR	L	3-1	Bassitt/Sugano/Hoffman	2-2	3 rd	-1.5	21,069
5	3/31	vs. BOS	W	8-5	Dominguez/Newcomb	3-2	3 rd	-1.0	45,002*
MARCH TOTALS: 3-2				TEAM ERA: 4.60		TEAM AVG: .305			
	4/1	OFF DAY				3-2	4 th	-1.0	
6	4/2	vs. BOS	L	3-0	Crochet/Eflin/Chapman	3-3	4 th	-1.5	18,146
7	4/3	vs. BOS	L	8-4	Kelly/Morton	3-4	T-4 th	-2.0	16,656
8	4/4	at KC	L	8-2	Lugo/Kremer	3-5	5 th	-2.5	14,196
9	4/5	at KC	W	8-1	Sugano/Wacha	4-5	5 th	-2.5	14,383
10	4/6	at KC	L	4-1	Bubic/Povich/Estévez	4-6	5 th	-2.5	19,098
11	4/7	at AZ	W	5-1	Eflin/Gallen	5-6	T-4 th	-1.5	20,333
12	4/8	at AZ	L	4-3	Kelly/Morton/Martinez	5-7	4 th	-2.0	23,843
13	4/9	at AZ	L	9-0	Pfaadt/Kremer	5-8	5 th	-2.5	22,411
	4/10	OFF DAY				5-8	5 th	-2.5	
	4/11	vs. TOR	**POSTPONED**		Rescheduled for 7/29 (DH)	5-8	5 th	-2.5	
14	4/12	vs. TOR	W	5-4	Baker/Francis/Bautista	6-8	T-4 th	-2.0	22,130
15	4/13	vs. TOR	L	7-6 (10)	Hoffman/Bowman	6-9	5 th	-2.5	27,193
	4/14	OFF DAY				6-9	5 th	-2.5	
16	4/15	vs. CLE	L	6-3	Allen/Morton/Clase	6-10	5 th	-3.5	14,203
17	4/16	vs. CLE	W	9-1	Kremer/Williams	7-10	5 th	-3.5	13,964
18	4/17	vs. CLE	W	6-2	Sugano/Bibee	8-10	4 th	-3.5	16,201
19	4/18	vs. CIN	L	8-3	Abbott/Povich	8-11	4 th	-4.5	42,587*
20	4/19	vs. CIN	W	9-5	Dominguez/Greene/Bautista	9-11	4 th	-3.5	28,534
21	4/20	vs. CIN	L	24-2	Rogers/Morton/Wynne	9-12	4 th	-4.5	19,053
	4/21	OFF DAY				9-12	4 th	-4.0	
22	4/22	at WSH	L	7-0	Parker/Kremer	9-13	4 th	-4.0	29,504
23	4/23	at WSH	L	4-3	López/Soto/Finnegan	9-14	5 th	-5.0	22,246
24	4/24	at WSH	W	2-1	Povich/Gore/Bautista	10-14	5 th	-4.5	23,058
	4/25	at DET	**POSTPONED**		Rescheduled for 4/26 (DH)	10-14	5 th	-4.0	
25	4/26-1	at DET	L	4-3	Mize/Young/Vest	10-15			28,509
26	4/26-2	at DET	L	6-2	Hurter/Morton	10-16	5 th	-5.0	21,422
27	4/27	at DET	L	7-0	Skubal/Kremer	10-17	5 th	-6.5	28,613
28	4/28	vs. NYY	W	4-3	Sugano/Warren/Bautista	11-17	5 th	-5.5	22,775
29	4/29	vs. NYY	L	15-3	Rodón/Gibson	11-18	5 th	-6.5	22,164
30	4/30	vs. NYY	W	5-4	Baker/Carrasco/Bautista	12-18	5 th	-5.5	22,381
APRIL TOTALS: 9-16				TEAM ERA: 5.64		TEAM AVG: .206			
	5/1	OFF DAY				12-18	5 th	-5.5	
31	5/2	vs. KC	W	3-0	Kremer/Wacha/Bautista	13-18	5 th	-5.5	26,364
32	5/3	vs. KC	L	4-0	Bubic/Sugano	13-19	5 th	-5.5	19,348
33	5/4	vs. KC	L	11-6	Zerpa/Cano	13-20	5 th	-5.5	31,956
	5/5	OFF DAY				13-20	5 th	-5.0	
34	5/6	at MIN	L	9-1	López/Povich	13-21	5 th	-6.0	19,779
35	5/7	at MIN	L	5-2	Coulombe/Morton/Duran	13-22	5 th	-7.0	16,417
36	5/8	at MIN	L	5-2	Jax/Cano/Duran	13-23	5 th	-7.5	17,410
37	5/9	at LAA	W	4-1	Sugano/Hendricks/Bautista	14-23	5 th	-7.5	30,778
38	5/10	at LAA	L	5-2	Kochanowicz/Gibson	14-24	5 th	-7.5	27,975
39	5/11	at LAA	W	7-3	Eflin/Ty. Anderson	15-24	5 th	-8.0	29,460
	5/12	OFF DAY				15-24	5 th	-8.0	
	5/13	vs. MIN	**POSTPONED**		Rescheduled for 5/14 (DH)	15-24	5 th	-7.5	
40	5/14-1	vs. MIN	L	6-3	Stewart/Kremer/Duran	15-25	5 th	-8.5	
41	5/14-2	vs. MIN	L	8-6	Funderburk/Cano/Sands	15-26	5 th	-9.0	10,169
42	5/15	vs. MIN	L	4-0	Paddack/Sugano	15-27	5 th	-9.5	30,926
43	5/16	vs. WSH	L	4-3	López/Bautista/Finnegan	15-28	5 th	-10.5	21,171
44	5/17	vs. WSH	L	10-6	Irvin/Gibson	15-29	5 th	-10.5	28,208
45	5/18	vs. WSH	L	10-4	Soroka/Eflin	15-30	5 th	-11.5	37,264
46	5/19	at MIL	L	5-4	Uribe/Cano/Megill	15-31	5 th	-12.0	22,319
47	5/20	at MIL	L	5-2	Henderson/McDermott/Uribe	15-32	5 th	-13.0	22,778
48	5/21	at MIL	W	8-4 (11)	Baker/Alexander	16-32	5 th	-13.0	30,554
	5/22	at BOS	**POSTPONED**		Rescheduled for 5/23 (DH)	16-32	5 th	-13.5	
49	5/23-1	at BOS	L	19-5	Whitlock/Dominguez	16-33	5 th	-14.0	31,150
	5/23-2	at BOS	**POSTPONED**		Rescheduled for 5/24 (DH)	16-33	5 th	-13.5	
50	5/24-1	at BOS	L	6-5 (10)	Weissert/Soto	16-34	5 th	-14.5	30,958
51	5/24-2	at BOS	W	2-1	Kittredge/Bernardino/Dominguez	17-34	5 th	-14.0	34,604
52	5/25	at BOS	W	5-1	Kremer/Buehler	18-34	5 th	-14.0	36,824
53	5/26	vs. STL	W	5-2	Morton/Fedde/Bautista	19-34	5 th	-14.0	21,717
54	5/27	vs. STL	L	7-4	Matz/Baker/Helsley	19-35	5 th	-15.0	13,779
55	5/28	vs. STL	L	6-4	King/Povich/Helsley	19-36	5 th	-16.0	14,491
	5/29	OFF DAY				19-36	5 th	-16.0	
56	5/30	vs. CWS	W	2-1	Eflin/Burke/Bautista	20-36	5 th	-15.0	22,108
57	5/31	vs. CWS	W	4-2	Kremer/Martin/Bautista	21-36	5 th	-14.0	23,470
MAY TOTALS: 9-18				TEAM ERA: 5.21		TEAM AVG: .250			
58	6/1	vs. CWS	W	3-2	Morton/Houser/Baker	22-36	5 th	-14.0	33,037
	6/2	OFF DAY				22-36	5 th	-14.0	
59	6/3	at SEA	W	5-1	Sugano/Kirby	23-36	5 th	-14.0	21,089
60	6/4	at SEA	W	3-2	Cano/Vargas/Bautista	24-36	5 th	-13.0	19,231
61	6/5	at SEA	W	4-3	Eflin/Woo/Baker	25-36	5 th	-13.0	27,887
62	6/6	at ATH	L	5-4	Sears/Kremer/Miller	25-37	5 th	-14.0	8,424
63	6/7	at ATH	W	7-4	Akin/Severino/Bautista	26-37	5 th	-13.0	9,185
64	6/8	at ATH	L	5-1	Newcomb/Sugano	26-38	5 th	-13.0	8,836
	6/9	OFF DAY				26-38	5 th	-13.0	
65	6/10	vs. DET	L	5-3	Lee/Povich/Vest	26-39	5 th	-14.0	20,291
66	6/11	vs. DET	W	10-1	Eflin/Mize	27-39	5 th	-14.0	18,630
67	6/12	vs. DET	L	4-1	Skubal/Kremer/Vest	27-40	5 th	-15.0	18,800
68	6/13	vs. LAA	W	2-0	Morton/Kochanowicz/Bautista	28-40	5 th	-14.0	20,204
69	6/14	vs. LAA	W	6-5	Akin/Anderson/Bautista	29-40	5 th	-13.0	26,313
70	6/15	vs. LAA	W	11-2	Povich/Kikuchi	30-40	5 th	-12.0	33,370
71	6/16	at TB	L	7-1	Pepiot/Eflin	30-41	5 th	-12.0	10,046
72	6/17	at TB	W	5-1	Kremer/Littell	31-41	5 th	-11.0	10,046
73	6/18	at TB	L	12-8	Montgomery/Kittredge	31-42	5 th	-11.0	10,046
74	6/19	at TB	W	4-1	Morton/Rasmussen/Bautista	32-42	5 th	-11.0	10,046
75	6/20	at NYY	W	5-3	Blewett/Weaver/Bautista	33-42	5 th	-10.0	47,034
76	6/21	at NYY	L	9-0	Schmidt/Eflin	33-43	5 th	-11.0	46,142
77	6/22	at NYY	L	4-2	Cruz/Baker/Williams	33-44	5 th	-12.0	45,571
78	6/23	vs. TEX	W	6-0	Rogers/Corbin	34-44	5 th	-11.0	13,929
79	6/24	vs. TEX	L	6-5 (10)	Jackson/Dominguez/Garcia	34-45	5 th	-11.0	16,909
80	6/25	vs. TEX	L	7-0	deGrom/Young	34-46	5 th	-12.0	22,828
	6/26	OFF DAY				34-46	5 th	-12.0	
81	6/27	vs. TB	W	22-8	Sugano/Orze	35-46	5 th	-12.0	20,047
82	6/28	vs. TB	L	11-3	Littell/Eflin	35-47	5 th	-12.0	30,491
83	6/29	vs. TB	W	5-1	Kremer/Bradley	36-47	5 th	-12.0	19,226
84	6/30	at TEX	W	10-6 (10)	Akin/Milner	37-47	5 th	-11.0	27,420
JUNE TOTALS: 16-11				TEAM ERA: 4.05		TEAM AVG: .253			
85	7/1	at TEX	L	10-2	deGrom/Young/Latz	37-48	5 th	-11.0	30,933
86	7/2	at TEX	L	6-0	Eovaldi/Sugano/Dunning	37-49	5 th	-11.0	27,636
	7/3	OFF DAY				37-49	5 th	-11.5	
87	7/4	at ATL	W	3-2	Morton/Strider/Bautista	38-49	5 th	-11.5	40,249
88	7/5	at ATL	W	9-6 (10)	Bautista/Montero/Cano	39-49	5 th	-11.5	37,170
89	7/6	at ATL	W	2-1	Rogers/Holmes/Dominguez	40-49	5 th	-11.5	34,012
	7/7	OFF DAY				40-49	5 th	-12.0	
90	7/8	vs. NYM	L	7-6 (10)	Díaz/Cano/Brazobán	40-50	5 th	-13.0	35,200
	7/9	vs. NYM	**POSTPONED**		Rescheduled for 7/10 (DH)	40-50	5 th	-12.5	
91	7/10-1	vs. NYM	W	3-1	Wolfgram/Stanek/Bautista	41-50	5 th	-12.0	25,262
92	7/10-2	vs. NYM	W	7-3	Sugano/Hagenman	42-50	5 th	-11.5	17,961
93	7/11	vs. MIA	W	5-2	Kremer/Cabrera	43-50	5 th	-11.5	22,213
94	7/12	vs. MIA	L	6-0	Junk/Rogers	43-51	5 th	-11.5	34,332
95	7/13	vs. MIA	L	11-1	Pérez/Young	43-52	5 th	-11.5	17,759

7/14	Home Run Derby (Truist Park - Atlanta, GA)									
7/15	MLB All-Star Game (Truist Park - Atlanta, GA)									
7/16-17 All-Star Break										
96	7/18	at TB	L	11-1	Bradley/Morton	43-53	5 th	-12.5	10,046	
97	7/19	at TB	L	4-3	Uceta/Dominguez/Fairbanks	43-54	5 th	-13.5	10,046	
98	7/20	at TB	W	5-3	Rogers/Pepiot/Bautista	44-54	5 th	-13.5	9,195	
99	7/21	at CLE	L	10-5	Bibee/Selby	44-55	5 th	-14.5	21,748	
100	7/22	at CLE	L	6-3	Cantillo/Young/Clase	44-56	5 th	-14.5	22,714	
101	7/23	at CLE	L	3-2	Gaddis/Selby/Clase	44-57	5 th	-15.5	30,476	
102	7/24	at CLE	W	4-3	Morton/Allen/Soto	45-57	5 th	-15.5	26,223	
103	7/25	vs. COL	L	6-5	Bird/Kittredge/Halvorsen	45-58	5 th	-16.5	25,090	
104	7/26	vs. COL	W	18-0	Rogers/Senzatela	46-58	5 th	-16.5	20,188	
105	7/27	vs. COL	W	5-1	Sugano/Gomber	47-58	5 th	-15.5	16,407	
106	7/28	vs. TOR	W	11-4	Martin/Bassitt	48-58	5 th	-14.5	20,176	
107	7/29-1	vs. TOR	W	16-4	Morton/Lucas	49-58	5 th	-13.5	16,194	
108	7/29-2	vs. TOR	W	3-2	Kittredge/Hoffman/Martin	50-58	5 th	-12.5	14,929	
109	7/30	vs. TOR	L	9-8	Fluharty/Cano/Hoffman	50-59	5 th	-13.5	17,049	
JULY TOTALS: 13-12				TEAM ERA: 4.79			TEAM AVG: .257			
110	8/1	at CHC	L	1-0	Horton/Rogers/Palencia	50-60	5 th	-13.5	40,520	
111	8/2	at CHC	W	4-3	Wolfram/Thielbar/Akin	51-60	5 th	-13.5	40,781	
112	8/3	at CHC	L	5-3	Palencia/Akin	51-61	5 th	-13.5	39,430	
113	8/4	at PHI	L	13-3	Luzardo/Povich	51-62	5 th	-14.5	41,099	
114	8/5	at PHI	L	5-0	Walker/Kremer	51-63	5 th	-15.5	43,660	
115	8/6	at PHI	W	5-1	Rogers/Suárez	52-63	5 th	-15.5	42,030	
8/7		OFF DAY				52-63	5 th	-15.5		
116	8/8	vs. ATH	W	3-2	Sugano/Ginn/Akin	53-63	5 th	-14.5	20,796	
117	8/9	vs. ATH	L	11-3	Perkins/Young	53-64	5 th	-14.5	30,078	
118	8/10	vs. ATH	L	3-2	Alvarado/Akin	53-65	5 th	-15.5	23,183	
8/11		OFF DAY				53-65	5 th	-15.5		
119	8/12	vs. SEA	L	1-0	Kirby/Kremer/Muñoz	53-66	5 th	-16.5	19,356	
120	8/13	vs. SEA	W	4-3	Akin/Brash	54-66	5 th	-15.5	17,290	
121	8/14	vs. SEA	W	5-3	Sugano/Evans/Enns	55-66	5 th	-15.5	14,083	
122	8/15	at HOU	W	7-0	Young/Valdez	56-66	5 th	-15.5	33,654	
123	8/16	at HOU	L	5-4 (12)	De Los Santos/Akin	56-67	5 th	-16.5	37,641	
124	8/17	at HOU	W	12-0	Kremer/Javier	57-67	5 th	-15.5	36,411	
125	8/18	at BOS	W	6-3	Rogers/May	58-67	5 th	-14.5	36,961	
126	8/19	at BOS	W	4-3 (11)	Cano/Whitlock/Martin	59-67	5 th	-14.0	37,435	
8/20		OFF DAY				59-67	5 th	-14.0		
127	8/21	vs. HOU	L	7-2	Alexander/Young	59-68	5 th	-14.5	18,061	
128	8/22	vs. HOU	L	10-7	Okert/Povich/Abreu	59-69	5 th	-15.5	24,224	
129	8/23	vs. HOU	L	9-8	Blubaugh/Enns/Abreu	59-70	5 th	-16.5	30,159	
130	8/24	vs. HOU	W	3-2	Rogers/Arrighetti/Akin	60-70	5 th	-15.5	19,746	
131	8/25	vs. BOS	L	4-3	Fitts/Sugano/Chapman	60-71	5 th	-16.5	15,740	
132	8/26	vs. BOS	L	5-0	Giolito/Bradish	60-72	5 th	-16.5	14,776	
133	8/27	vs. BOS	L	3-2	Weissert/Akin/Chapman	60-73	5 th	-17.5	16,790	
134	8/28	vs. BOS	L	3-2	Hicks/Garcia/Matz	60-74	5 th	-18.0	15,374	
135	8/29	at SF	L	15-8	Bivens/Kremer	60-75	5 th	-18.0	40,043	
136	8/30	at SF	W	11-1	Rogers/Seymour	61-75	5 th	-17.0	37,711	
137	8/31	at SF	L	13-2	Verlander/Sugano/Bivens	61-76	5 th	-18.0	39,220	
AUGUST TOTALS: 11-17				TEAM ERA: 4.13			TEAM AVG: .228			
138	9/1	at SD	W	4-3	Enns/Adam/Akin	62-76	5 th	-17.0	45,586	
139	9/2	at SD	W	6-2	Wells/Darvish	63-76	5 th	-17.0	42,536	
140	9/3	at SD	W	7-5	Povich/Cortes/Cano	64-76	5 th	-17.0	35,019	
9/4		OFF DAY				64-76	5 th	-17.0		
141	9/5	vs. LAD	W	2-1	Cano/Scott	65-76	5 th	-17.0	25,481	
142	9/6	vs. LAD	W	4-3	Suárez/Teinen	66-76	5 th	-16.0	42,612*	
143	9/7	vs. LAD	L	5-2	Kershaw/Sugano/Dreyer	66-77	5 th	-16.0	27,874	
9/8		OFF DAY				66-77	5 th	-16.0		
144	9/9	vs. PIT	W	3-2 (11)	Enns/Moreta	67-77	5 th	-16.0	15,488	
145	9/10	vs. PIT	W	2-1 (10)	Suárez/Nicolas	68-77	5 th	-15.0	18,210	
146	9/11	vs. PIT	W	3-2	Wolfram/Holderman/Akin	69-77	5 th	-15.0	13,957	
147	9/12	at TOR	L	6-1	Fisher/Enns	69-78	5 th	-16.0	34,376	
148	9/13	at TOR	L	5-4	Fisher/Cano	69-79	5 th	-17.0	42,461	
149	9/14	at TOR	L	11-2	Bieber/Wolfram	69-80	5 th	-18.0	42,032	
150	9/15	at CWS	W	4-1	Bradish/Wilson/Enns	70-80	5 th	-18.0	11,020	
151	9/16	at CWS	W	8-7	Kremer/Smith/Akin	71-80	5 th	-18.0	12,428	
152	9/17	at CWS	W	3-1	Wells/Pérez/Akin	72-80	5 th	-17.0	10,919	
153	9/18	vs. NYY	L	7-0	Fried/Povich	72-81	5 th	-17.0	25,253	
154	9/19	vs. NYY	7:05 PM	MASN						
155	9/20	vs. NYY	7:05 PM	MASN						
156	9/21	vs. NYY	1:35 PM	MASN						
9/22		OFF DAY								
157	9/23	vs. TB	6:35 PM	MASN2						
158	9/24	vs. TB	6:35 PM	MASN2 FS1*						
159	9/25	vs. TB	1:05 PM	MASN						
160	9/26	at NYY	7:05 PM	MASN						
161	9/27	at NYY	1:05 PM	MASN						
162	9/28	at NYY	3:05 PM	MASN						
SEPTEMBER TOTALS: 11-5				TEAM ERA: 3.55			TEAM AVG: .213			
*Indicates home sellout										
^Indicates out-of-market broadcast										
Pitchers in CAPS indicates complete game										
All times listed are Eastern										
MASN and MASN2 games can also be streamed locally via MASN+										
All games broadcast on the Orioles Radio Network and 98 Rock 97.9 FM/HD2 & WBAL NewsRadio 1090 AM/101.5 FM										
<div><div></div><div></div></div> <div><div></div><div></div></div>										
DELAYS & POSTPONEMENTS										
DATE	OPPONENT (Reason)			TIME (Delay)			RESULT			
9/6	vs. LAD (inclement weather)			0:20 (pregame)			W, 4-3			
8/14	vs. SEA (rain)			2:18 (top 6 th)			W, 5-3			
8/13	vs. SEA (inclement weather)			1:40 (pregame)			W, 4-3			
7/27	vs. COL (inclement weather)			0:28 (pregame)			W, 5-1			
7/20	at TB (rain)			2:36 (top 7 th)			W, 5-3			
7/13	vs. MIA (inclement weather)			1:38 (pregame)			L, 11-1			
7/9	vs. NYM (inclement weather)			Postponed			Rescheduled for a DH on 7/10			
7/8	vs. NYM (inclement weather)			0:46 (pregame)			L, 7-6			
6/19	at TB (inclement weather)			0:10 (pregame)			W, 4-1			
6/13	vs. LAA (rain)			2:16 (pregame, bottom 5 th)			W, 2-0			
5/28	vs. STL (rain)			0:31 (pregame)			L, 6-4			
5/24 (G1)	at BOS (rain)			0:26 (pregame)			L, 6-5			
5/23 (G2)	at BOS (rain)			Postponed			Rescheduled for a DH on 5/24			
5/22	at BOS (rain)			Postponed			Rescheduled for a DH on 5/23			
5/16	vs. WSH (inclement weather)			0:12 (pregame)			L, 4-3			
5/13	vs. MIN (inclement weather)			Postponed			Rescheduled for a DH on 5/14			
5/3	vs. KC (rain)			0:57 (top 2 nd)			L, 4-0			
4/25	at DET (inclement weather)			Postponed			Rescheduled for a DH on 4/26			
4/11	vs. TOR (rain)			Postponed			Rescheduled for a DH on 7/29			
TOTAL TIME OF DELAYS: 14:18										
COLDEST GAME TIME TEMPERATURE: 45 degrees, April 5 at Kansas City (W, 8-1)										
WARMEST GAME TIME TEMPERATURE: 100 degrees, 2x, last: June 24 vs. Texas (L, 6-5 [10])										