

BALTIMORE ORIOLES (46-58) vs. COLORADO ROCKIES (27-77)

RHP Tomoyuki Sugano (7-5, 4.54) vs. LHP Austin Gomber (0-4, 6.03)

Sunday, July 27, 2025 • 1:35 p.m. ET • Oriole Park at Camden Yards • Baltimore, MD

TV: MASN • Radio: 98 Rock 97.9 FM/HD2 & WBAL NewsRadio 1090 AM/101.5 FM

Game No. 105

Home Game No. 50

O's AT A GLANCE	
Overall	46-58
Home	23-26
Road	23-32
Day	22-23
Night	24-35
Current Streak	W1
Last 5 Games	2-3
Last 10 Games	3-7
March	3-2
April	9-16
May	9-18
June	16-11
July	9-11
August	-
September	-
vs. LHSP	13-18
vs. RHSP	33-40
Series Opener	17-17
Series Opener at Home	10-7
Series Opener on Road	7-10
By Series	9-20-4
By Home Series	6-9-1
By Road Series	3-11-3
Rubber Games	5-12
Sweeps/Were Swept	4-4
Scored First	34-20
Opponent Scored First	12-38
1-run games	13-13
Comeback Wins	19-27
Last AB Wins	4-11
Walkoff Wins	0-1
Extra Innings	3-4
Led After 6	38-7
Led After 7	40-7
Led After 8	44-0
Tied After 6	4-6
Tied After 7	4-6
Tied After 8	2-5
Behind After 6	4-45
Behind After 7	2-45
Behind After 8	0-53
vs. AL Teams	34-41
vs. AL East	14-15
vs. AL Central	9-19
vs. AL West	11-7
vs. NL Teams	12-17
vs. NL East	7-8
vs. NL Central	3-6
vs. NL West	2-3
Hit 0 HR	8-27
Hit 1+ HR	38-31
Hit 2+ HR	21-12
Scored 3 or Fewer Runs	10-41
Scored 4 or More Runs	36-17
Allowed 3 or Fewer Runs	35-3
Allowed 4 or More Runs	11-55
More Hits than Opponent	32-11
Fewer Hits than Opponent	13-43
Committed No Errors	33-28
Committed 1 or More Errors	13-30
Starter Goes at least 5 inn	37-29
Starter Goes at least 6 inn	25-10
Starter Goes at least 7 inn	9-3

**BIRDLAND BITES:** The Orioles continue a six-day, seven-game homestand this afternoon against the Rockies (1-1, 1 to play) and Blue Jays (4 games)...With a win today, Baltimore can earn its sixth rubber-match victory of the season, including its first since June 29 vs. Tampa Bay... Entering play today, the O's sit 16.5 games behind the Blue Jays in the AL East and 9.0 games back of a Wild Card spot.

👉 Last night's 18-0 victory marked the O's fourth shutout win the season, all of which have come at Camden Yards (last: 6/23 vs. TEX, 6-0)...It was the first time in 26 all-time meetings that Baltimore blanked Colorado.

👉 The 18-run margin of victory was the largest in a shutout in franchise history (since 1954), surpassing a 17-0 win on July 27, 1969 vs. Chicago-AL...The 18-run margin of victory was the third largest in franchise history behind September 28, 2000 vs. Toronto (22 R, 23-1) and June 13, 1999 at Atlanta (21 R, 22-1).

👉 The Orioles became the first team in the modern era to have 12+ batters get an at-bat in a game and have every one of them get a hit and score a run, *per Stats Perform*.

👉 Baltimore set a franchise record with 12 different players scoring at least one run, the most by an MLB team since Minnesota on September 4, 2023 at Cleveland (also 12)... The Orioles had a franchise-record-tying 12 different hitters with at least one hit for the third time in franchise history (also 9/11/09 at NY Yankees & 9/27/60 at BOS).

👉 The O's permitted a season-low two hits, their fewest allowed since July 19, 2024 at Texas (also 2 H).

👉 **LHP Trevor Rogers** tossed 7.0 scoreless innings, scattering one hit and one walk with five strikeouts...He owns a 1.49 ERA (8 ER/48.1 IP) in eight outings, the third-lowest ERA by an Oriole starter through eight starts to begin a season in team history behind **Hoyt Wilhelm** (0.91, 1959) and **John Means** (1.21, 2021).

👉 Baltimore has scored at least three runs in 11 straight games against Colorado, its longest active streak against any single opponent, *per Stats Perform*.

**ARE YOU NOT ENTERTAINED?:** With his fourth-inning homer last night, **Cedric Mullins** became the third player in team history (since 1954) to hit 100+ home runs and steal 100+ bases (currently at 139 SB), joining **Brady Anderson** (209 HR, 307 SB) and **Paul Blair** (126 HR, 167 SB).

**PLAYING THE LONG GAME:** The Birds have hit 3+ homers in back-to-back games (7 HR overall) for the second time this season (also 4/16-17, 6 HR)...They last accomplished the feat in three straight from June 25-27, 2024 (11 HR overall).

👉 Baltimore has homered in seven straight games since July 20, its third-longest streak of the season (11 G, 6/10-20 & 8 G, 4/12-20).

👉 **Alex Jackson** and **Tyler O'Neill** have each homered in back-to-back games...Last night, Jackson became the third Oriole to hit a pinch-hit homer this season (Laureano - 5/10 at LAA & Henderson - 7/10 [G1] vs. NY Yankees)...Jackson is looking to homer in three straight for the first time in his career, while O'Neill is looking to do so for the first time since September 24 (G1)-September 25, 2021.

**LEFT-SIDE STORY:** The O's are set to face a left-handed starter for the fourth time in their last seven games...Baltimore has posted a .633 OPS against left-handed pitching this season, fourth lowest in MLB ahead of San Francisco (.629), Texas (.623), and Pittsburgh (.609).

👉 Since June 11, however, Baltimore owns a .741 OPS off southpaws, eighth highest in the majors after having an MLB-low .555 OPS entering that stretch.

👉 On Friday, the O's recorded four homers off southpaw Kyle Freeland...It marked the first time Baltimore tallied four homers off left-handed pitching in a game since June 25, 2024 vs. Cleveland.

**RUN AND GUNN:** **Gunnar Henderson** is batting .315/.390/.491 (52-for-165) with 13 doubles, two triples, four home runs, 24 runs scored, and 23 RBI in 47 games since June 1...During that time, he ranks among AL leaders in batting average (4<sup>th</sup>), doubles (T-5<sup>th</sup>), triples (T-5<sup>th</sup>), and on-base percentage (8<sup>th</sup>).

👉 During the 47-game period, Henderson is batting .325 (26-for-80) off fastballs (4-seam, 2-seam, cutter).

👉 Henderson currently leads Baltimore in doubles (24), triples (4), and hits (103)...He is looking to become the first Oriole to lead the team in all three categories in consecutive seasons since **Brooks Robinson** (1960-62), *per Stats Perform*.

**SIZZLING AT THE DISH:** **Ramón Laureano** is slashing .303/.361/.526 (53-for-175) with 12 doubles, nine homers, and 35 RBI in 48 games since May 14...He has reached base safely in 12 of 13 career starts opposite the Rockies, batting .311 (14-for-45) with two doubles, two homers, and six RBI.

👉 **Tyler O'Neill** tallied a season-high-tying three RBI last night (also 3/27 at TOR) and has recorded three straight multi-hit efforts for the first time since July 2-4, 2024...He did so in a career-best four straight games from July 15-18, 2019...With 2+ hits today, he would become the first Oriole to do so in four straight since **Cedric Mullins** (4 G, 6/19-22/24).

👉 **Alex Jackson** is the first Oriole in the expansion era whose first seven hits for the team have gone for extra bases (4 2B, 3 HR), *per the Elias Sports Bureau*...The last player in MLB to accomplish the feat was TOR's Rowdy Tellez (2018) and the last player with each of their first eight hits with a club to go for extra bases was ATL's Brandon Synder (8 XBH, 2016).

**FIREMEN:** Baltimore relievers own an MLB-best 20.1 percent inherited scored rate (30 IRS/149 IR), ahead of New York-NL (20.1%)...**Keegan Akin** (4.2%, 1 IRS/24 IR) and **Seranthony Domínguez** (5.0%, 1 IRS/20 IR) have the two best inherited runners scored percentage in the majors...No other qualified MLB reliever is under 11.0%.

👉 Both Akin's and Domínguez's marks would set the single season franchise record (since 1954), currently held by **Mark Thurmond** (10.5%, 1988)...Since 1974, only five relievers have finished a full season with an inherited scored rate below 5.0 percent during the year (excluding 2020, 1981, 1995, & 1994): SF's Josh Osich in 2016 (4.7%), HOU's Wilton Lopez in 2010 (3.0%), and AZ's Jorge De La Rosa in 2017 (3.0%).

👉 As a club, the 20.1 percent mark would be the lowest in a full-season in franchise history, ahead of 2014 (24.8%).

**CRAZY 8'S:** The Orioles have won their last 116 games when leading at the end of the 8<sup>th</sup> inning, the second-longest streak in franchise history...Baltimore's longest run was from May 1997-September 1998 (135 straight), *per Stats Perform*.

👉 The Birds are one of four teams in 2025 that have yet to win a game when trailing after eight innings, joining the Mets, Pirates, and White Sox...Baltimore's last such victory came on May 15, 2024 vs. Toronto (trailed 2-1, won 3-2).

**WE WILL ROCK YOU:** The O's and Rockies conclude a three-game set today at Camden Yards... The all-time series record is tied, 13-13, with Baltimore holding a 9-8 advantage at home.

O's vs. ROCKIES		
Current Streak		W1
2025 Record		1-1
at Oriole Park at Camden Yards		1-1
at Coors Field		--
All-Time (since 1993)		13-13
at Home		9-8
on Road		4-5
*Teams first met in regular season in 2004		
2025 Schedule		
Date	Score	Win/Loss/Save
7/25	L, 6-5 Bird/Kittredge/Halvorsen	
7/26	W, 18-0 Rogers/Senzatela	
7/27		1:35 p.m. ET

O's AT HOME	
Record	23-26
Team AVG/OBP/SLG	.256/.317/.450
Fielding Errors	22
Team ERA	5.05 (249 ER/444.0 IP)
Starters ERA	5.28 (145 ER/247.1 IP)
Bullpen ERA	4.76 (104 ER/196.2 IP)
Saves/Opps	12/17
Best Homestand	.667 (4-2), 2x, last: 6/10-15
Worst Homestand	.000, 5/13-18 (0-6)

GOING, GOING, GONE	
Most Home Run in AL, Since June 27	
1. New York Yankees	.....47
2. Athletics	.....42
Seattle Mariners	.....42
4. Baltimore Orioles	.....33
Kansas City Royals	.....33

WOOAH	
Most Outs Above Average, MLB 1B	
1. Matt Olson (ATL)	.....8
Carlos Santana (CLE)	.....8
3. Ryan O'Hearn (BAL)	.....6
Ty France (MIN)	.....6
5. Willson Contreras (STL)	.....5

RISPY BUISNESS	
Highest Batting Average with Runners in Scoring Position Since June 1	
1. Gunnar Henderson (BAL)	.....500
2. Xavier Edwards (MIA)	.....471
3. Nick Kurtz (ATH)	.....441
4. Nolan Schanuel (LAA)	.....435
5. Elly De La Cruz (CIN)	.....409

UPCOMING MILESTONES	
Yennier Cano	4 G shy of 200
Colton Cowser	9 RBI shy of 100
Tyler O'Neill	12 H shy of 500
	7 RBI shy of 300

THIS DATE IN O'S HISTORY	
July 27, 1971 - Pat Dobson strikes out 13 and outduels Catfish Hunter, 1-0, for his 11 <sup>th</sup> straight victory in the first game and Brooks Robinson's two-out, two-run walk-off homer off Rollie Fingers gives the Orioles a 6-4 win and a sweep of the A's at Memorial Stadium. Dobson and Hunter each allow four hits in the opener, but the difference is Clay Dalrymple's RBI double in the 5 <sup>th</sup> inning.	

UPCOMING SCHEDULE					
DATE	OPPONENT	TIME	ORIOLES STARTER	OPPONENT STARTER	TV
July 28	TORONTO	6:35 p.m. ET	RHP Zach Eflin (6-5, 5.78)	RHP Chris Bassitt (11-4, 3.88)	MASN
July 29	TORONTO	12:35 p.m. ET	TBA	TBA	MASN
		6:35 p.m. ET	TBA	TBA	MASN
July 30	TORONTO	12:35 p.m. ET	RHP Dean Kremer (8-7, 4.23)	RHP José Berrios (7-4, 3.83)	MASN
MASN and MASN2 games can also be streamed locally via MASN+...All games broadcast on the Orioles Radio Network and 98 Rock 97.9 FM/HD2 & WBAL NewsRadio 1090 AM/101.5 FM					

#19 TOMOYUKI SUGANO RHP



7-5, 4.54 ERA

HT: 6-1 WT: 200  
DOB: 10/11/89 Age: 35  
Bats: R Throws: R

PITCH TYPE (2025)	USAGE	AVG. VELOCITY
Splitter	24.6%	87.1 mph
Sweeper	18.4%	83.2 mph
Fastball	18.3%	92.4 mph
Cutter	14.3%	87.8 mph
Sinker	13.5%	92.5 mph
Curveball	10.9%	78.0 mph

**QUICK HITS:** Set to make his 20<sup>th</sup> career MLB start...Is the third-ever Japanese player for the Orioles, joining right-handed relievers **Shintaro Fujinami** (2023) and **Koji Uehara** (2009-11)...In his March 30 debut at Toronto, at 35 years, 170 days old, became the oldest Japanese player to make his MLB debut since NYM's Ken Takahashi (40-016) on May 2, 2009 at Philadelphia.

**LAST TIME OUT:** Did not factor into the decision on July 21 at Cleveland after working 3.2 innings, allowing four runs (3 ER) on six hits (1 HR), a career-high four walks, one hit batter, and one wild pitch with four strikeouts...The 3.2 innings matched the fewest of his career (also 6/20 at NYY).

⚡ Allowed each of the first four batters of the game to reach safely, including a three-run homer by José Ramírez.

⚡ Was scoreless in innings two and three...Retired each of the first two batters in the fourth before Ramírez reached on a fielding error by Ryan O'Hearn...He then walked Kyle Manzardo before Carlos Santana chased him from the game with an RBI single.

**UNFAMILIAR FOE:** Sugano is set to face Colorado for the first time in his career...Will also mark his first appearance vs. an NL West opponent.

**SPLITTING HAIRS:** Sugano has limited opponents to a .208 (25-for-120) average on his splitter, the fourth-lowest average by any starter in MLB (min. 100 AB ending in pitch) behind LAD's Yoshinobu Yamamoto (.148), TOR's Kevin Gausman (.167), TEX's Nathan Eovaldi (.172).

⚡ In 15 starts since April 17, he has limited the opposition to a .186 (19-for-102) clip with 29 strikeouts off his splitter...In his first three starts, opponents hit .333 (6-for-18) with two strikeouts on the offering.

**GRINDING IT OUT:** Sugano owns a 7.88 ERA (28 ER/32.0 IP) over his last seven starts since June 8, with opponents slashing .347/.415/.556 (50-for-144)...In his previous seven outings from April 28-June 3, he went 3-2 with a 2.72 ERA (13 ER/43.0 IP), with opponents hitting .224/.256/.385 (36-for-161).

⚡ His 7.94 ERA since June 8 is fifth highest in MLB (min. 30.0 IP), ahead of Erick Fedde (9.64 ERA), ATL's Bryce Elder (8.89 ERA), LAD's Ben Casparius (8.28 ERA), and PIT's Andrew Heaney (8.05 ERA).

⚡ Left-handed hitters are slashing .350/.419/.583 (36-for-103) with a 1.001 OPS over his last nine starts since May 27...They hit .214/.252/.410 (25-for-117) in his first 10 outings.

**WALKING IT OUT:** He has issued 14 walks over his last six starts (27.2 IP) after permitting 12 free passes over his first 13 starts (75.1 IP)...His 4.0 percent walk rate from Opening Day through June 8 was fourth lowest in the majors (min. 75.0 IP) behind DET's Tarik Skubal (2.2%), TB's Zack Littell (3.4%), and SEA's Bryan Woo (3.7%).

⚡ Prior to issuing a then career-high three walks on June 20 at New York-AL, he had allowed two walks or fewer in each of his first 14 starts, the second-longest career-opening run by an Oriole starter in team history behind **Josh Towers** (23 GS, 2001-02).

**HOMER UNHAPPY:** Sugano has permitted 20 home runs, tied for eighth most among MLB starters and tied for fifth most in the AL.

⚡ Only three other Oriole starters have allowed 20+ home runs through their first 19 career starts with the club: **David Hernández** (25 HR, 2009), **Rocky Coppinger** (22 HR, 1996), and **Chris Tillman** (20 HR, 2009-10).

**SUCCESS WITHOUT THE STRIKEOUT:** His 14.2 percent strikeout rate is fourth lowest in MLB (min. 100.0 IP), ahead of COL's Antonio Senzatela (11.3%), SD's Randy Vasquez (11.6%), and Erick Fedde (14.1%).

⚡ The last Oriole to throw 100.0+ innings and record a strikeout rate lower than Sugano's 14.2 percent clip was **Spenser Watkins** (13.7%, 2022).

**TORTOISE AND THE HARE:** From innings one through three, Sugano owns a 6.16 ERA (39 ER/57.0 IP) and an .859 OPS...From the fourth inning on, however, those figures drop to 2.54 (13 ER/46.0 IP) and .689, respectively.

⚡ He has allowed an MLB-high 16 home runs from innings 1-3, including an MLB-high seven long balls in the third frame.

2025 & CAREER SPLITS

2025						CAREER (NPB)					
	W-L	ERA	G/S	IP	ER	W-L	ERA	G/S	IP	ER	
Home	4-2	4.86	9/9	50.0	27	*66-35	2.19	126/126	879.1	214	
Road	3-3	4.25	10/10	53.0	25	*57-33	2.54	123/122	801.2	226	
Day	1-3	4.58	7/7	35.1	18		n/a				
Night	6-2	4.52	12/12	67.2	34		n/a				

	AVG	AB	H	HR	BB	K	AVG	AB	H	HR	BB	K
vs. Left	.277	220	61	13	15	31	*.232	3320	769	61	162	672
vs. Right	.271	192	52	7	11	32	*.211	3006	633	71	148	758
TOTALS	.274	412	113	20	26	63	.224	7013	1568	142	347	1585

*\*season split breakdown since 2014*

RUN SUPPORT (as starter in '25)	RUNS ALLOWED BY INNING IN 2025	MISCELLANEOUS 2025 STATS
0 Runs ..... 4	1 <sup>st</sup> ..... 17	WHIP .....1.35
1 Run ..... 3	2 <sup>nd</sup> ..... 13	K/9 .....5.50
2 Runs ..... 1	3 <sup>rd</sup> ..... 10	BB/9 .....2.27
3 Runs ..... 4	4 <sup>th</sup> ..... 6	QS ..... 7
4 Runs ..... 2	5 <sup>th</sup> ..... 4	#P/IP .....16.2
5 Runs ..... 1	6 <sup>th</sup> ..... 2	
6 Runs ..... 2	7 <sup>th</sup> ..... 2	<u>Opponents</u>
7 Runs ..... 1	8 <sup>th</sup> ..... 0	AVG ..... .274
8 Runs ..... 1	9 <sup>th</sup> ..... --	OBP ..... .324
9 Runs ..... --	Total ..... 54	SLG ..... .461
10+ Runs..... --		OPS ..... .785
Total ..... 57		
RSA/9 ..... 4.98		

2025 HIGHS

**Innings:** 7.1, 5/9 at LAA  
**Hits:** 10, 7/2 at TEX  
**Runs:** 7, 6/27 vs. TB  
**Earned Runs:** 7, 6/27 vs. TB  
**Strikeouts:** 8, 4/28 vs. NYY  
**Walks:** 4, 7/21 at CLE  
**Home Runs:** 3, 6/27 vs. TB  
**Winning Streak:** 3, 4/5-28  
**Losing Streak:** --  
**Shortest Start:** 3.2, 2x, last: 7/21 at CLE  
**Pitches Thrown:** 103, 4, 5/15 vs. MIN  
**Low-Hit CG:** --

\*CAREER HIGHS (NPB)

**Innings:** 9.0, 38x, last: 7/28/24 at DNA  
**Hits:** 12, 4/25/19 at YAK  
**Runs:** 10, 5/15/19 vs. HAN  
**Earned Runs:** 9, 6/24/16 at DNA  
**Strikeouts:** 13, 2x, last: 5/11/18 vs. CHN  
**Walks:** 5, 6/10/16 at FUK  
**Home Runs:** 4, 7/18/22 at YAK  
**Winning Streak:** 13, 6/19-10/6/20  
**Losing Streak:** 4, 4/30-8/26/20  
**Shortest Start:** 0.1 IP, 7/17/23 vs. YAK  
**Pitches Thrown:** N/A  
**Low-Hit CG:** 2, 3x, last: 4/28/18 vs. YAK

*\*game logs available beginning in 2014*

SUGANO vs. COL

PLAYER	AVG	AB	H	HR	RBI
Amador	.—	—	—	—	—
Arcia	.—	—	—	—	—
Beck	.—	—	—	—	—
Bernabel	.—	—	—	—	—
Doyle	.—	—	—	—	—
Farmer	.—	—	—	—	—
Fernández	.—	—	—	—	—
Freeman	.—	—	—	—	—
Goodman	.—	—	—	—	—
Moniak	.—	—	—	—	—
Nola	.—	—	—	—	—
Toglia	.—	—	—	—	—
Tovar	.—	—	—	—	—

GOMBER vs. BAL

PLAYER	AVG	AB	H	HR	RBI
Carlson	.273	11	3	0	2
Cowser	.333	3	1	0	0
Henderson	.000	3	0	0	0
Holliday	.000	1	0	0	0
Jackson	.000	1	0	0	0
Laureano	.333	3	1	0	1
Mayo	.—	—	—	—	—
Mullins	.—	—	—	—	—
O'Hearn	.000	3	0	0	0
O'Neill	.222	9	2	0	0
Stallings	.200	5	1	0	1
Urías	.667	3	2	0	0
Westburg	.—	—	—	—	—

SUGANO'S 2025 STARTS

DATE	OPP	SCORE	WHEN LEFT	DEC	IP	H	R	ER	BB	K	HR	PIT	STR
3/30	at TOR	1-3	1-2	L	4.0	4	2	2	2	1	0	73	45
4/5	at KC	8-1	6-1	W	5.1	5	1	1	1	4	1	89	59
4/12	vs. TOR	5-4	0-3	ND	4.2	8	3	3	2	0	1	73	45
4/17	vs. CLE	6-2	6-2	W	7.0	5	2	2	0	3	2	87	55
4/23	at WSH	3-4	3-3	ND	7.0	5	3	3	0	1	2	94	56
4/28	vs. NYY	4-3	4-0	W	5.0	5	0	0	1	8	0	95	59
5/3	vs. KC	0-4	0-2	L	6.0	4	2	2	2	4	1	79	53
5/9	at LAA	4-1	3-1	W	7.1	3	1	1	0	5	0	93	65
5/15	vs. MIN	0-4	0-4	L	6.1	6	4	4	1	3	2	103	62
5/21	at MIL	8-4	1-2	ND	6.0	5	2	2	1	3	1	88	60
5/27	vs. STL	4-7	4-3	ND	5.1	8	3	3	0	3	1	91	59
6/3	at SEA	5-1	3-1	W	7.0	5	1	1	1	5	1	90	58
6/8	at ATH	1-5	1-4	L	4.1	8	4	3	1	2	0	87	56
6/14	vs. LAA	6-5	3-3	ND	4.2	6	3	3	2	4	1	80	46
6/20	at NYY	5-3	2-3	ND	3.2	7	3	3	3	4	1	89	56
6/27	vs. TB	22-8	5-7	W	5.0	9	7	7	1	2	3	86	54
7/2	at TEX	0-6	0-6	L	4.2	10	6	6	1	5	2	79	51
7/10 (G2)	vs. NYM	7-3	5-3	W	6.0	4	3	3	3	2	0	99	60
7/21	at CLE	5-10	5-4	ND	3.2	6	4	3	4	4	1	90	50
TOTALS					7-5	103.0	113	54	52	26	63	20	1665 1049 (63.0%)

TOMORROW'S STARTER: RHP ZACH ELFIN (6-5, 5.78)

**LAST TIME OUT:** Made his return from the 15-day Injured List (low back discomfort) on July 23 at Cleveland and did not factor into the decision...Worked 5.0 innings, allowing two runs on two hits and one walk with five strikeouts...The two hits allowed matched a season low (also 3/27 at TOR).

**vs. TORONTO:** Is set to make his 11<sup>th</sup> career appearance (10<sup>th</sup> GS) opposite the Blue Jays...Has gone 4-3 with a 5.40 ERA (31 ER/51.2 IP)...Made his lone start against Toronto this season on Opening Day at Rogers Centre and earned the win after throwing 6.2 innings of two-run ball, scattering two hits (1 HR) and one walk with two strikeouts.





PITCHER	LAST OUTING	DEC.	IP	H	R	ER	BB	K	RETIRED/1 <sup>ST</sup> BF	IR/SCORED	SV/OPP	INNINGS-HIGH	STRIKEOUTS-HIGH
Cano	7/23 at CLE	ND	1.0	0	0	0	0	0	27/41	10/3	1/3	1.1 (4/13 vs. TOR)	3 (2x, last: 6/21 at NYY)
Domínguez	7/24 at CLE	HLD	1.0	2	0	0	0	2	29/42	20/1	2/5	1.2 (2x, last: 6/30 at TEX)	3 (4x, last: 6/30 at TEX)
Hiraldo	7/26 vs. COL	ND	1.0	0	0	0	0	0	1/2	2/1	--	1.1 (5/27 vs. STL)	1 (5/27 vs. STL)
Kittredge	7/25 vs. COL	L	1.0	1	1	1	0	3	24/28	6/2	--	2.0 (6/21 at NYY)	3 (7/25 vs. COL)
Martin	7/25 vs. COL	ND	1.0	0	0	0	0	0	4/5	5/0	--	1.1 (7/2 at TEX)	2 (7/2 at TEX)
Selby	7/23 at CLE	L	1.0	2	1	1	1	1	6/8	5/1	--	2.0 (6/16 at TB)	5 (6/16 at TB)
Strowd	7/26 vs. COL	ND	1.0	1	0	0	1	2	2/4	-/-	--	2.0 (6/27 vs. TB)	2 (7/26 vs. COL)
Wolfram	7/25 vs. COL	ND	1.0	0	0	0	1	2	3/7	2/2	--	2.0 (2x, last: 7/21 at CLE)	4 (7/10 [G1] vs. NYM)
2025 TOTALS	4.70 ERA	14-21	388.1	374	222	203	178	415	258/361	149/30	25/38	7.0 (Kremer, 6/12 vs. DET)	8 (Kremer, 6/12 vs. DET)

78 • YENNIER CANO • RHP

1-5 • 1 SV • 4.54 ERA • 41 G

WHIP: 1.37

K/9: 9.34

BB/9: 3.03

vs. ALL: .274 (37-for-135)

vs. LHB: .305 (18-for-59)

vs. RHB: .250 (19-for-76)

👤 Tossed a perfect seventh inning on 7/23 at CLE...Pitched on consecutive days for the second time this month and seventh time this season (last: 7/5-6 at ATL)

👤 Is one of 14 MLB relievers with at least five losses this season

👤 On 7/5 at ATL, secured his first save since 8/3/24 at CLE

👤 Opponents are batting .304 (14-for-46) against him with no outs and 6-for-18 (.333) with runners in scoring position and two outs

👤 Has limited opponents to a .213 (13-for-61) clip with a homer and 13 strikeouts against his sinker, while opponents are hitting .438 (14-for-32) with five extra-base hits (3 2B, 2 HR) off his changeup

👤 Is holding opposing hitters to a .175 average (7-for-40) and .375 OPS when ahead in the count compared to a .441 average (15-for-34) and 1.263 OPS when behind

👤 Recalled from Triple-A Norfolk on 7/2...Marked his first stint in the minors since 4/13/23

👤 One through three-hole batters have gone 18-for-57 (.316) while eight and nine-hole hitters are 10-for-32 (.313)...Batters in the four through seven holes are 9-for-46 (.196) off him

56 • SERANTHONY DOMÍNGUEZ • RHP

2-3 • 2 SV • 3.32 ERA • 42 G

WHIP: 1.35

K/9: 11.73

BB/9: 5.31

vs. ALL: .211 (31-for-147)

vs. LHB: .296 (21-for-71)

vs. RHB: .132 (10-for-76)

👤 Recorded his 13<sup>th</sup> hold of the season on 7/24 at CLE after allowing two hits with two strikeouts in 1.0 scoreless frame...Snapped a season-high three-game streak without recording a strikeout from 7/12-22 (2.1 IP)

👤 Has allowed seven runs (3 ER) in 10 appearances (10.0 IP) since 6/24...Did not yield a run in 12 games (12.2 IP) before this stretch from 5/26-6/22

👤 His .132 (10-for-76) clip against right-handed batters is the third lowest in the majors (min. 70 BF) behind MIN's Brock Stewart (.108) and TEX's Shawn Armstrong (.123)...On 7/6 at ATL, earned the save but allowed a homer to Sean Murphy on an 0-2 pitch, his first surrendered to a righty this season

👤 His 5.0 percent inherited runner scored rate (1 IRS, 20 IR) is second lowest in MLB behind teammate Keegan Akin (4.2%)

👤 His .135 (7-for-52) opponent average with runners in scoring position is the seventh lowest in MLB (min. 50 BF)

👤 The 55.6 percent whiff rate on his sweeper is the sixth best on a single pitch in the majors this year (min. 100 P)

👤 His 14.0 percent walk rate is the seventh highest among AL relievers

👤 Did not allow an earned run in a career-high-tying 15 straight games from 5/26-6/30 (also 4/18 [G1] -5/21/23)

👤 Has allowed a .302/.413/.524 (19-for-63) slash line to opposing hitters with the bases empty compared to a .143/.250/.167 (12-for-84) with runners on base

76 • YARAMIL HIRALDO • RHP

0-0 • 0.00 ERA • 2 G

WHIP: 0.43

K/9: 3.86

BB/9: 0.00

vs. ALL: .125 (1-for-8)

vs. LHB: .000 (0-for-2)

vs. RHB: .167 (1-for-6)

👤 Spun 1.0 perfect inning on 7/26 vs. COL after being recalled earlier in the day for his third stint on the active roster (5/24-27, 6/22-24)...Has only allowed one of eight total batters to reach base across his two MLB outings

👤 Has recorded a 7.11 ERA (10 ER/12.2 IP) in eight games with Triple-A Norfolk since being optioned on 6/25...Last appeared for the Tides on 7/24 at Lehigh Valley, allowing one hit and striking out three in 1.0 inning...Allowed a career-high seven runs in 1.0 inning in his previous outing on 7/18 vs. Syracuse

👤 Became the sixth Oriole this season to make their major league debut on 5/27 vs. STL, allowing one hit and striking out one batter in 1.1 innings...Struck out C Iván Herrera for his first career punchout...Inherited two runners from Bryan Baker and allowed one to score on an RBI single by SS Masyn Winn

👤 Owns a 1-0 record with a 4.19 ERA (18 ER/38.2 IP), 1.16 WHIP, and 52 strikeouts against nine walks in 25 games (1 GS) split between High-A Aberdeen (3 G), Double-A Chesapeake (2 G), and Triple-A Norfolk (20 G, 1 GS)

39 • ANDREW KITTREDGE • RHP

1-2 • 3.81 ERA • 28 G

WHIP: 1.09

K/9: 8.89

BB/9: 2.22

vs. ALL: .224 (24-for-107)

vs. LHB: .255 (14-for-55)

vs. RHB: .192 (10-for-52)

👤 Suffered his second loss of the season on 7/25 vs. COL after allowing one run on one hit (1 HR) with a season-high three strikeouts in 1.0 inning...Was his first long ball given up since 7/11 vs. Miami and first go-ahead HR given up since 8/16/24 vs. LAD (w/STL)...Last struck out three batters in an outing on 7/4/24 at PIT (w/STL)

👤 His 17 appearances since 6/21 are the most in the majors during that time

👤 Tossed six consecutive perfect outings from 6/30-7/10 (G2)

👤 Has limited right-handed hitters to a .179 (5-for-28) clip in 13 outings since 6/23, though two of his last five hits allowed to righties since 6/21 have been homers

👤 Holding the opposition to a .197 (14-for-71) average with zero and one outs, compared to .278 (10-for-36) with two outs

👤 Opponents are 12-for-68 (.176) with four extra-base hits off his slider, his most utilized offering (51.8%)...All four home runs allowed this season have come on a fastball variation (3 on 4SFB, 1 on sinker)...His HR allowed on 7/25 was the first he's allowed on a sinker since 7/14/24 vs. CHC (w/STL)...Two of the last three home runs he's allowed on his sinker have come against Ezequiel Tovar (also 6/8/24)

👤 Nine of his 13 runs surrendered this season came in an eight-game stretch from 6/14-28...On 6/18 at TB, allowed four runs for the third time in his career (6 R, 5/13/18 at BAL & 4 R, 9/27/18 vs. NYY)...30.8 percent of the runs he has allowed this season (4-of-13) came in the outing

👤 Reinstated from the 15-day Injured List on 5/21...Opened the season on the IL after undergoing left knee debridement on 4/7

48 • CORBIN MARTIN • RHP

0-0 • 1.93 ERA • 5 G

WHIP: 1.07

K/9: 7.71

BB/9: 5.79

vs. ALL: .125 (2-for-16)

vs. LHB: .200 (2-for-10)

vs. RHB: .000 (0-for-6)

👤 Worked 1.0 perfect inning on 7/25 vs. COL...His four appearances since 7/18 are tied with Andrew Kittredge for the most on the team

👤 Tossed 1.0 inning on 7/21 at CLE, allowing one run on one hit (1 HR), one walk, one hit batter, and a balk with one strikeout...Became the first major league player with such a pitching line (1.0 IP, 1 HR, 1 R/1 ER, 1 BB, 1 K, 1 HR, 1 HBP, 1 BK) since earned runs became an official statistic in 1913, per [MLB.com](#)...Stranded two inherited runners

👤 Signed to a one-year major league contract on 7/18...Was DFA'd by the O's on 7/13

👤 Made his Orioles debut on 7/2 at TEX, allowing one hit and striking out two batters in 1.1 innings...Stranded two inherited runners...Had his contract selected from Triple-A Norfolk prior to the game

👤 Prior to this season, last pitched in the majors on 7/30/22 at ATL with AZ, making the start and suffering the loss after allowing four runs on six hits (3 HR) and one walk with six strikeouts across 4.0 innings pitched

👤 Is 2-2 with one save and a 5.29 ERA (19 ER/32.1 IP) across 29 Triple-A games (1 GS) this year and has not allowed a run over his last eight outings (7.0 IP) with the Tides since 6/8 (G2)

60 • COLIN SELBY • RHP

0-2 • 4.50 ERA • 8 G

WHIP: 1.60

K/9: 10.80

BB/9: 1.80

vs. ALL: .318 (14-for-44)

vs. LHB: .357 (10-for-28)

vs. RHB: .250 (4-for-16)

👤 Was dealt his second loss of the season on 7/23 at CLE after allowing one run on two hits and one walk with one strikeout in 1.0 inning...Has received consecutive losing decisions for the first time in his career

👤 Recalled from Triple-A Norfolk between games of the doubleheader on 7/10 vs. NYM, his fifth stint on the big league roster (4/9-14, 4/26, 5/8-11, 6/16)

👤 Has posted a 2.38 ERA (6 ER/22.2 IP) with 12 walks and 31 strikeouts in 22 appearances with the Tides...Since being optioned on 6/17, has worked six scoreless appearances (6.0 IP) with two hits and three walks while striking out eight...Holding opponents to a .105 AVG and a 0.83 WHIP in those games

👤 Struck out five batters on 6/16 at TB, the most by a primary O's reliever this season

👤 In 34 career MLB appearances (5 GS), has limited right-handed hitters to a .230 (20-for-87) clip compared to .333 (26-for-78) against left handers

53 • KADE STROWD • RHP

0-0 • 3.38 ERA • 4 G

WHIP: 1.31

K/9: 8.44

BB/9: 3.38

vs. ALL: .250 (5-for-20)

vs. LHB: .308 (4-for-13)

vs. RHB: .143 (1-for-7)

👤 Tossed 1.0 scoreless inning on 7/26 vs. COL, allowing one hit and one walk with a career-high two strikeouts

👤 Recalled prior to the game on 7/24 for his fourth stint on the active roster this season (4/28, 5/18-19, 6/27-28)

👤 Pitched on consecutive days for the first time in his career from 6/27-28

👤 Made his major league debut on 5/18 vs. WSH, allowing one run on two hits with one strikeout in 1.0 inning

👤 Has pitched in five games for Triple-A Norfolk since his last appearance with the O's, allowing one unearned run on one hit, five walks, and one hit batter with five strikeouts and two saves across 6.0 innings

86 • GRANT WOLFRAM • LHP

1-0 • 10.38 ERA • 7 G

WHIP: 2.31

K/9: 11.42

BB/9: 7.27

vs. ALL: .333 (13-for-39)

vs. LHB: .400 (6-for-15)

vs. RHB: .292 (7-for-24)

👤 Worked 1.0 scoreless inning on 7/25 vs. COL, allowing one walk and striking out two batters...Allowed eight of his 10 career runs in his prior two appearances from 7/18-21...Has recorded at least one strikeout in six straight appearances after not registering a strikeout in his major league debut on 4/26 [G2] at DET

👤 Surrendered a grand slam to Yandy Díaz on 7/18 at TB, becoming the third Oriole and first primary pitcher to allow a grand slam this season (last: Emmanuel Rivera, 5/23 [G1] at BOS)

👤 Recalled from Triple-A Norfolk prior to the game on 7/13, marking his fourth stint on the active roster this season (7/10, 6/17, 4/26-27)

👤 Earned his first major league win after firing 2.0 scoreless innings with one hit and a career-high four strikeouts on 7/10 (G1) vs. NYM...Was appointed as the 27<sup>th</sup> player for the doubleheader earlier in the day

👤 Made his MLB debut on 4/26 (G2) at DET, pitching 0.1 inning on one hit with one walk...Allowed an inherited runner to score

👤 Has gone 1-4 with a 3.62 ERA (11 ER/27.1 IP) on eight walks and 29 strikeouts across 24 relief appearances with Norfolk this season...Has 12 straight minor league outings (14.0 IP) without surrendering an earned run since 5/29 (G2)

👤 Was acquired by the Orioles on 4/7 from the Milwaukee Brewers in exchange for minor league OF Daz Cameron and cash considerations

ORIOLES PUBLIC RELATIONS DEPARTMENT 333 W. CAMDEN ST., BALTIMORE, MD 21201 410-547-6150 ORIOLESPR@ORIOLES.COM @ORIOLESPR

15 • DYLAN CARLSON • OF (S)	.231 • 4 HR • 13 RBI
Current Streak: 1 G (1-2; since 7/26)	2025 High: 6 G (5/28-6/4)
Last Game: 1-2, R, RBI	Homestand: 1 G, 1-2, R, RBI

- ⚡ Snapped an 0-for-last-17 stretch with an eighth-inning single last night
- ⚡ Recalled from Triple-A Norfolk prior to Tuesday's game at CLE...Marks his fifth stint with the O's this season (last: 7/1-3)
- ⚡ Slashing .274/.310/.442 (26-for-95) with four doubles, four home runs, and 11 RBI in 31 games since 5/24 (G2)...Opened the year 1-for-22 (.045) in 13 games
- ⚡ Has a career-low 34.1 percent ground ball rate and a career-high 65.9 percent air rate
- ⚡ Hit safely in six straight games from 5/28-6/4, his longest since 6/24-29/22 (also 6 G)
- ⚡ Seven of his eight extra-base hits (4 2B, 3 HR) have come off fastballs
- ⚡ Homered in consecutive games (5/25-26) for the third time in his career...The home run on 5/26 was the hardest-hit homer of his career (107.6 mph)

17 • COLTON COWSER • OF (L)	.217 • 8 HR • 18 RBI
Current Streak: 1 G (1-3; since 7/26)	2025 High: 4 G (4x, last: 6/29-7/2)
Last Game: 1-3, 3 R, 2 BB, K, SB	Homestand: 2 G, 1-7, 3 R, 2 BB, 3 K, SB

- ⚡ Scored three runs last night for the third time in his career (last: 4 R, 6/27/25 vs. TB)
- ⚡ Matched a career high with three hits on 7/18 at TB (6x, last: 6/27 vs. TB)...Reached base safely 4+ times for the third time in his career (last: 5 TOB, 6/27 vs. TB)
- ⚡ Is 3-for-27 in eight games since 7/19
- ⚡ Is 9-for-28 (.321) with RISP since 6/18 after opening the year 0-for-8
- ⚡ Has three homers on 0-2 pitches...Joins SD's Manny Machado (5 HR) and DET's Javier Báez and NYM's Francisco Lindor (both 3 HR) as the only major leaguers with at least three homers in 0-2 counts this season
- ⚡ On 7/12 vs. MIA, recorded his first career multi-steal game (2 SB)...Five of his six stolen bases this year have come since 7/12
- ⚡ Since the start of 2024, has the three hardest-hit home runs by the Orioles
- ⚡ On 6/27 vs. TB, set career highs in runs (4), doubles (3), and times on base (5)
- ⚡ On 6/7 at ATH, hit the furthest homer of his career (455 ft.)

2 • GUNNAR HENDERSON • INF (L)	.281 • 11 HR • 38 RBI
Current Streak: 1 G (3-4; since 7/26)	2025 High: 14 G (6/5-20)
Last Game: 3-4, 2 2B, 2 R, 2 RBI, BB	Homestand: 2 G, 3-5, 2 2B, 2 R, 2 RBI, BB

- ⚡ Tallied his sixth game of at least three hits this season last night...Tied a career high with two doubles (6x, last: 7/12/25 vs. MIA)...Became the first Oriole with two doubles in an inning since Brian Roberts on 7/19/08 vs. DET (3<sup>rd</sup>), and the first Oriole with two extra-base hits in a frame since Chris Davis on 6/28/16 at SD (6<sup>th</sup>; 2B, HR)
- ⚡ Has 18 multi-extra-base hit games since the start of 2024
- ⚡ Had 90+ hits, 30+ walks, and 10+ SB before the All-Star break for the second straight year...The only other Orioles to do so in consecutive seasons are Brian Roberts (3, 2007-09) and Brady Anderson (2, 1996-97)
- ⚡ Slashing .370/.414/.667 (10-for-27) with RISP and two outs...The slugging ranks second and the average is third in MLB (min. 25 AB)
- ⚡ Is 16-for-48 (.333) with 10 RBI off lefties since 6/7...Opened the year 10-for-72 (.139)
- ⚡ On 7/10 (G1) vs. NYM, hit his first career pinch-hit homer...Was the first go-ahead pinch-hit home run in the eighth inning or later by an Oriole since Hyun Soo Kim on 9/28/16 at TOR
- ⚡ On 6/30 at TEX, drove in all four of his runs in extra innings, becoming the first Oriole in team history with four RBI in extra innings without hitting a grand slam

7 • JACKSON HOLLIDAY • INF (L)	.263 • 14 HR • 42 RBI
Current Streak: 2 G (5-11; since 7/25)	2025 High: 10 G (5/14 [G2]-5/24 [G1])
Last Game: 2-6, R	Homestand: 2 G, 5-11, 2B, R, RBI

- ⚡ Has tallied consecutive multi-hit games (5 total H)...Would tie a career high with one more (2x, 5/16-18 & 8/2-4/24)
- ⚡ Recorded his team-leading 10<sup>th</sup> three-hit game of the year on Friday...No other Oriole has more than six such games...Six have come since June, tied for the second most in MLB behind MIN's Byron Buxton and TOR's George Springer (both 7 G)
- ⚡ Has four home runs in 16 games since 7/6...His 14 home runs are tied with Laureano and Mullins for the team lead...The only Oriole under 22 years old to finish the season by leading the club in home runs is Eddie Murray in 1977 (27 HR)
- ⚡ Blasted his second career leadoff homer on 7/20 at TB (also 5/31 vs. CWS)...10 of his 14 homers this year have come while being slotted first in the lineup
- ⚡ Tied for second in the AL with 73 hits since 5/14, trailing TB's Yandy Díaz (76 H)
- ⚡ His 90 hits were the third most by an Oriole aged 21 or younger prior to the All-Star break, trailing Manny Machado (128 H, 2013) and Eddie Murray (97 H, 1977)
- ⚡ Has an .837 OPS in 44 games at OPACY compared to a .643 OPS in 53 road games
- ⚡ Ranks among AL second basemen in hits (1<sup>st</sup>, 102), total bases (1<sup>st</sup>, 163), extra-base hits (1<sup>st</sup>, 31), and triples (T-2<sup>nd</sup>, 2)
- ⚡ On 7/6 at ATL, had a career-high-tying four hits (also 8/16/24 vs. BOS)...Also had a career-high-tying two extra-base hits (6x, last: 6/23 vs. TEX)

70 • ALEX JACKSON • C (R)	.304 • 3 HR • 4 RBI
Current Streak: 3 G (4-7; since 7/24)	2025 High: 3 G (current streak)
Last Game: 1-1, HR (PH in 8 <sup>th</sup> )	Homestand: 2 G, 3-4, 2B, 2 HR, 3 R, 2 RBI

- ⚡ Hit his first career pinch-hit home run last night...The homer tied his career high (2024 & 2021) despite playing in his 12<sup>th</sup> game
- ⚡ All seven of his hits this year have gone for extra bases (4 2B, 3 HR)...Is the first Oriole in the expansion era whose first seven hits went for extra bases
- ⚡ Tied a career high with two extra-base hits (2B, HR) on Friday and for the second time this season (also 7/10 [G2] vs. NYM)
- ⚡ On 7/10 (G2) vs. NYM, had a career-high-tying two doubles (also 7/12/24 vs. CLE)
- ⚡ On 7/8 vs. NYM, made his Orioles debut in the 10<sup>th</sup> inning...Became the sixth different player to appear at catcher this season for the O's, tying the franchise record (1986, 1962, 1960)
- ⚡ On 7/6, was acquired from NYY in exchange for international bonus pool space and a player to be named later or cash considerations

12 • RAMÓN LAUREANO • OF (R)	.273 • 14 HR • 43 RBI
Current Streak: 1 G (1-3; since 7/26)	2025 High: 6 G (6/23-30)
Last Game: 1-3, 2B, R	Homestand: 2 G, 1-7, 2B, R, K

- ⚡ Homered in three of the four games in Cleveland last week, including a two-run blast in the first inning on Thursday...Went deep in consecutive games for the first time since 9/19-20/24 to begin that series
- ⚡ On Monday at CLE, recorded four RBI for the first time since 8/4/22 at LAA...Notched a two-run single in the first inning and connected on a two-run homer in the third
- ⚡ Slashing .308/.364/.538 (52-for-169) with 21 extra-base hits (12 2B, 9 HR), 28 runs scored, and 35 RBI in 45 games since 5/16
- ⚡ Is 16-for-46 (.348) with RISP since 5/16...Opened the year 1-for-25 (.040) with RISP
- ⚡ Has a .939 OPS in night games and a .697 OPS during the day
- ⚡ Has a .928 OPS at home compared to .765 on the road
- ⚡ His .904 OPS against right-handers is the third highest by a right-handed hitter in the AL (min. 160 PA) behind NYY's Aaron Judge (1.127) and TOR's George Springer (.937)
- ⚡ His seven outfield assists are tied for fifth in MLB...Since 2018, his 56 outfield assists are third in MLB behind Teoscar Hernandez (69) and Hunter Renfroe (65)
- ⚡ On 6/30 at TEX, tied career highs in hits (4) and doubles (3)...Marked his fifth four-hit game (last: 5/16/25 vs. WSH) and second three-double effort (6/21/24 at NYY)

16 • COBY MAYO • INF (R)	.213 • 2 HR • 12 RBI
Current Streak: 2 G (2-4; since 7/25)	2025 High: 4 G (6/27-30)
Last Game: 1-1, 2B, R, 2 RBI, BB	Homestand: 2 G, 2-4, 2B, HR, R, 2 RBI, BB

- ⚡ Hit his second MLB home run on Friday...Marked his first off a primary pitcher
- ⚡ Drew a career-high three walks on Tuesday at CLE...Has drawn five walks in his last eight games since 7/6 after walking three times in 19 games from 6/8-7/18
- ⚡ Has five doubles, two homers, and 11 RBI in 20 games since 6/14
- ⚡ Is 8-for-35 (.229) off southpaws...Hit .500 (11-for-22) with three doubles, one triple, five home runs and 10 RBI against left-handed pitchers with Triple-A Norfolk
- ⚡ On 7/1 at TEX, had his career-high four-game hitting streak snapped after striking out as a pinch-hitter
- ⚡ On 6/27 vs. TB, hit his first major league home run in the eighth inning and set a career high with four RBI...Had driven in four total runs in his career entering 6/27

31 • CEDRIC MULLINS • OF (L)	.219 • 14 HR • 45 RBI
Current Streak: 3 G (4-10; since 7/23)	2025 High: 6 G (4/18-24)
Last Game: 2-3, 3-run HR, K	Homestand: 2 G, 3-7, HR, R, 3 RBI, K

- ⚡ Snapped a 4-game homerless streak last night with his 100<sup>th</sup> career blast...Became the third Oriole to reach 100 career homers and 100 stolen bases (139 SB), joining Brady Anderson (209 HR, 307 SB) and Paul Blair (126 HR, 167 SB)
- ⚡ Slashing .275/.275/.400 (11-for-40) with two doubles and one homer in 13 games since 7/10...Hit .129/.225/.258 (8-for-62) with two doubles and two homers in 19 games from 6/16-7/9
- ⚡ Owns an .830 OPS vs. LHP, the fifth-highest mark by a left-handed hitter in the AL (min. 80 PA)...Has three homers off lefties this year after having one last season
- ⚡ His 4.22 pitches/PA are third in the AL (HOU's Paredes: 4.41 & LAA's Trout: 4.39)
- ⚡ His 139 career stolen bases are seventh in O's history (since 1954)

32 • RYAN O'HEARN • INF/OF (L)	.282 • 12 HR • 39 RBI
Current Streak: 1 G (2-5; since 7/26)	2025 High: 10 G (5/21-31)
Last Game: 2-5, R, 2 RBI, K	Homestand: 2 G, 2-6, R, 2 RBI, 2 K

- ⚡ Drove in two runs last night, becoming the first Oriole to record multiple RBI on his birthday since Matt Wieters on 5/21/16 (3 RBI)
- ⚡ Is 4-for-6 with two walks as a pinch-hitter this season...Since 2019, ranks among qualified MLB PHs in AVG (1<sup>st</sup>, .298), OPS (2<sup>nd</sup>, .892), SLG (2<sup>nd</sup>, .500), OBP (2<sup>nd</sup>, .392), and hits (4<sup>th</sup>, 31)
- ⚡ Made the start at DH in his first career All-Star Game on 7/15 and went 0-for-2...Became the second O's designated hitter in franchise history to be voted an All-Star starter, joining Nelson Cruz (2014)
- ⚡ His five OAA lead the Orioles...Has recorded six OAA at first base, tied for third among first basemen behind ATL's Matt Olson and CLE's Carlos Santana (both 8)
- ⚡ Hitting .318 (49-for-154) with six doubles and seven home runs off fastballs
- ⚡ Is 19-for-40 (.475) with five doubles and four homers on the first pitch of an at-bat
- ⚡ Is 1-for-23 (.043) vs. left-handed pitchers since 6/1...Began the year 10-for-29 (.345)
- ⚡ From 5/21-31, hit safely in a career-best 10 straight games...From 5/14 (G2)-6/3, reached base safely in a career-high 19 straight games

9 • TYLER O'NEILL • OF (R)	.211 • 5 HR • 15 RBI
Current Streak: 3 G (6-10; since 7/24)	2025 High: 3 G (current streak)
Last Game: 2-2, HR, 3 R, 3 RBI, 2 BB	Homestand: 2 G, 4-6, 2B, 2 HR, 3 R, 3 RBI, 2 BB

- ⚡ Has homered in back-to-back games for the first time as an Oriole (last: 6/17-18/24)...Three of his homers this season have been hit since 7/5
- ⚡ Tied a career high with three runs scored last night (13x, last: 3/27/25 at TOR)
- ⚡ Has three straight multi-hit games after going 25 games without one from 4/6-7/21...Marks the first time with three consecutive 2+ hit games since 7/2-4/24...Had three such games in the first eight games of the year through 4/5
- ⚡ Slashing .381/.435/.810 (8-for-21) with three doubles, two home runs, and four RBI in six games since 7/19...Hit .136/.240/.273 (3-for-22) with one homer in his first six games off the IL from 7/4-12
- ⚡ 12 of his 25 hits this season have gone for extra bases (6 2B, 1 3B, 5 HR)...Eight of them have come off fastballs (4 2B, 1 3B, 3 HR)
- ⚡ On 7/4, was reinstated from the 10-day IL (left shoulder impingement)...Placed on the IL on 5/16...Marked his second stint on the IL this season (also 4/24-5/8, neck inflammation)
- ⚡ On 3/27 at TOR, homered for a sixth consecutive Opening Day, an MLB record...Reached base safely a career-high five times, becoming the first player to reach base safely five times in his first game with the club in team history (since 1954)

25 • JACOB STALLINGS • C (R)	.134 • 0 HR • 9 RBI
Current Streak: 1 G (1-5; since 7/26)	2025 High: 4 G (4/20 [G2]-25)
Last Game: 1-5, R, RBI	Homestand: 1 G, 1-5, R, RBI

- ⚡ Is five hits shy of 400 for his career
- ⚡ On 7/5 at ATL, delivered a two-run double in the 10<sup>th</sup> inning for his first hit and RBI with the O's...Entered in the fifth inning after Gary Sánchez left due to injury
- ⚡ On 7/1 at TEX, made his Orioles debut as a pinch-hitter...Had his contract selected from Triple-A Norfolk earlier that day...Signed to a minor league deal on 6/24
- ⚡ On 6/6, was released by COL after going 12-for-84 (.143) with three doubles, six RBI, and four runs scored in 29 games

29 • RAMÓN URÍAS • INF (R)	.244 • 6 HR • 30 RBI
Current Streak: 0-for-last-6 (since 7/24)	2025 High: 11 G (5/17-28)
7/25 vs. COL: 0-3, BB, 2 K	Homestand: 1 G, 0-3, BB, 2 K

- ⚡ Matched a season high with two walks on Wednesday at CLE (also 6/4 at SEA)...Has three walks in the last three games after having two total walks in his previous 29 games from 6/8-7/22
- ⚡ Snapped an 0-for-22 skid at the plate on 7/19 at TB with a fifth-inning double...Registered his eighth career multi-double effort (last: 2 2B, 7/19/23 vs. LAD)
- ⚡ His career .378 (14-for-37) average as a pinch-hitter is the fourth highest among all active MLB players (min. 30 AB) behind MIN's Ryan Jeffers (.400), SD's Jose Iglesias (.389), and TOR's Ernie Clement (.382)
- ⚡ From 5/17-28, hit safely in a career-best 11 straight games

11 • JORDAN WESTBURG • INF (R)	.255 • 11 HR • 23 RBI
Current Streak: 4 G (4-17; since 7/23)	2025 High: 7 G (6/27-7/11)
Last Game: 1-5, 2 R, RBI, HBP, K	Homestand: 2 G, 2-9, HR, 2 R, RBI, HBP, K

- ⚡ Slashing .303/.343/.455 (10-for-33) with two doubles and a home run while hitting safely in seven of eight games since 7/19
- ⚡ Tallied consecutive multi-hit performances from 7/19-20 at TB (5 total H)
- ⚡ In 30 games since returning from the IL on 6/10, is batting .286/.339/.518 (32-for-112) with five doubles, seven home runs, 25 runs scored, and 17 RBI
- ⚡ Slashing .312/.376/.571 (24-for-77) in 20 day games compared to .221/.258/.402 (27-for-122) in 32 night games
- ⚡ Has a team-best six homers with two outs, ahead of Ramón Laureano (5 HR)
- ⚡ Is 32-for-98 (.327) with a 1.016 OPS in 24 O's wins, compared to 20-for-106 (.189) with a .534 OPS in 29 Baltimore losses
- ⚡ From 6/27-7/12, hit safely in a season-high seven straight games
- ⚡ On 7/5 at ATL, his 461-foot home run was the furthest by an Oriole since Ryan Mountcastle on 8/8/23 vs. HOU (472 ft.)
- ⚡ Homered in consecutive games from 7/4-5
- ⚡ From 4/27-6/9, missed 38 games on the 10-day Injured List (left hamstring strain)





ADDITIONAL HITTER INFO

			MULTI-HIT GAMES					MULTI-RBI GAMES						LAST HR		MULTI-HR GAMES		
	vs. LHP	vs. RHP	2	3	4	5	TOTAL	2	3	4	5	6+	TOTAL	(DATE/PITCHER)		2025	CAREER	LAST (HRS)
Dylan Carlson	.212	.238	4	2	-	-	6	1	1	-	-	-	2	6/12/25 vs. DET (Kahle)	-	3	6/20/23 at WSH (2)	
Colton Cowser	.167	.234	3	2	-	-	5	2	2	-	-	-	4	7/5/25 at ATL (Dodd)	-	2	9/20/24 vs. DET (2)	
Gunnar Henderson	.217	.313	25	5	1	-	31	8	-	1	-	-	9	7/10/25 (G1) vs. NYM (Stanek)	-	2	6/21/24 at HOU (2)	
Jackson Holliday	.233	.274	15	9	1	-	25	5	1	2	-	-	8	7/23/25 at CLE (Ceconni)	1	1	5/4/25 vs. KC (2)	
Alex Jackson	.429	.250	2	-	-	-	2	-	-	-	-	-	-	7/26/25 vs. COL (Farmer)	-	-	-	-
Ramón Laureano	.235	.294	11	3	2	-	16	6	3	1	-	-	10	7/24/25 at CLE (Allen)	1	5	4/19/25 vs. CIN (2)	
Coby Mayo	.229	.204	3	-	-	-	3	1	-	1	-	-	2	7/25/25 vs. COL (Freeland)	-	-	-	-
Cedric Mullins	.288	.195	15	1	-	-	16	5	3	2	1	-	11	7/26/25 vs. COL (Senzatela)	1	6	3/27/25 at TOR (2)	
Ryan O'Hearn	.212	.297	16	4	1	-	21	6	3	-	-	-	9	7/20/25 at TB (Pepiot)	-	2	8/25/19 at CLE (2)	
Tyler O'Neill	.171	.227	4	1	1	-	6	1	2	-	-	-	3	7/26/25 vs. COL (Senzatela)	-	12	9/9/24 vs. BAL (2)	
Jacob Stallings	.053	.173	1	-	-	-	1	2	1	-	-	-	3	9/15/24 vs. CHC (Hendricks)	-	-	-	-
Ramón Urías	.269	.235	13	3	-	-	16	4	1	-	-	-	5	6/24/25 vs. TEX (Martin)	-	1	7/15/22 at TB (2)	
Jordan Westburg	.246	.259	6	5	1	-	12	4	2	-	-	-	6	7/25/25 vs. COL (Freeland)	1	1	3/29/25 at TOR (2)	

O's HITTERS

2025 vs. COLORADO ROCKIES

CAREER vs. COLORADO ROCKIES

PLAYER	G	AB	R	H	2B	3B	HR	RBI	BB	IBB	SO	AVG	OBP	SLG	G	AB	R	H	2B	3B	HR	RBI	BB	IBB	SO	AVG	OBP	SLG
Dylan Carlson	1	2	1	1	0	0	0	1	0	0	0	.500	.500	.500	20	69	12	19	4	0	0	7	8	0	13	.275	.370	.333
Colton Cowser	2	7	3	1	0	0	0	0	2	0	3	.143	.333	.143	5	15	4	2	1	0	0	0	2	0	8	.133	.235	.200
Gunnar Henderson	2	5	2	3	2	0	0	2	1	0	0	.600	.667	1.000	8	29	4	9	2	0	1	7	2	0	4	.310	.364	.483
Jackson Holliday	2	11	1	5	1	0	0	1	0	0	0	.455	.455	.545	5	22	4	8	1	1	0	2	1	0	5	.364	.391	.500
Alex Jackson	2	4	3	3	1	0	2	2	0	0	0	.750	.750	2.500	6	15	5	5	1	0	3	6	2	1	4	.333	.412	1.000
Ramón Laureano	2	7	1	1	1	0	0	0	0	0	1	.143	.143	.286	14	45	7	14	2	0	2	6	3	0	14	.311	.354	.489
Coby Mayo	2	4	2	2	1	0	1	3	1	0	0	.500	.600	1.500	3	6	3	3	1	0	1	3	1	0	1	.500	.625	1.167
Cedric Mullins	2	7	1	3	0	0	1	3	0	0	1	.429	.429	.857	8	22	4	7	0	0	2	5	4	0	4	.318	.423	.591
Ryan O'Hearn	2	6	1	2	0	0	0	2	0	0	2	.333	.333	.333	10	23	4	8	0	0	2	8	0	0	5	.348	.348	.609
Tyler O'Neill	2	6	4	4	1	0	2	4	2	0	1	.667	.750	1.833	27	89	19	31	6	0	8	20	6	0	27	.348	.400	.685
Jacob Stallings	1	5	1	1	0	0	0	1	0	0	0	.200	.200	.200	14	46	8	12	2	1	0	6	4	0	12	.261	.327	.348
Ramón Urías	1	3	0	0	0	0	0	0	1	0	2	.000	.250	.000	5	12	2	2	0	0	0	1	1	0	3	.167	.286	.167
Jordan Westburg	2	9	3	2	0	0	1	2	0	0	1	.222	.300	.556	5	15	4	3	0	0	1	2	2	0	2	.200	.333	.400

O's PITCHERS

2025 vs. COLORADO ROCKIES

CAREER vs. COLORADO ROCKIES

PLAYER	W	L	SV	G	GS	INN	H	R	ER	HR	BB	K	ERA	AVG	W	L	SV	G	GS	INN	H	R	ER	HR	BB	K	ERA	AVG
Yennier Cano															0	1	1	3	0	2.2	1	1	0	0	0	2	0.00	.111
Seranthony Domínguez															2	1	2	14	0	11.2	13	3	3	1	3	11	2.31	.289
Zach Eflin															3	3	0	7	7	39.1	43	24	21	5	12	29	4.81	.281
Yaramil Hiraldo	0	0	0	1	0	1.0	0	0	0	0	0	0	.000	.000	.000	0	0	0	1	0	1.0	0	0	0	0	0	0.00	.000
Andrew Kittredge	0	1	0	1	0	1.0	1	1	1	1	0	3	9.00	.250	2	2	0	7	0	6.1	8	4	4	2	1	8	5.68	.308
Dean Kremer	0	0	0	1	1	6.0	6	5	5	2	2	5	7.50	.250	0	0	0	2	2	9.1	12	9	9	2	3	8	8.68	.300
Corbin Martin	0	0	0	1	0	1.0	0	0	0	0	0	0	0.00	.000	0	0	0	1	0	1.0	0	0	0	0	0	0	0.00	.000
Charlie Morton															7	2	0	15	15	87.2	80	42	37	8	37	72	3.80	.247
Trevor Rogers	1	0	0	1	1	7.0	1	0	0	0	1	5	0.00	.048	2	0	0	3	3	17.2	9	7	6	2	7	15	3.06	.148
Colin Selby																												
Kade Strowd	0	0	0	1	0	1.0	1	0	0	0	1	2	0.00	.250	0	0	0	1	0	1.0	1	0	0	0	1	2	0.00	.250
Tomoyuki Sugano																												
Grant Wolfram	0	0	0	1	0	1.0	0	0	0	0	1	2	0.00	.000	0	0	0	1	0	1.0	0	0	0	0	1	2	0.00	.000

RECENT TRANSACTIONS

DATE	TRANSACTION
7/26	Recalled <b>RHP Yaramil Hiraldo</b> from Triple-A Norfolk.
7/25	Selected the contract of <b>INF Jeremiah Jackson</b> from Triple-A Norfolk...Acquired minor league <b>RHP Wellington Aracena</b> and minor league <b>RHP Cameron Foster</b> from the New York Mets in exchange for <b>LHP Gregory Soto</b> ...Optioned <b>INF Jeremiah Jackson</b> <sup>1</sup> to Triple-A Norfolk (postgame)...Returned <b>C Chadwick Tromp</b> (lower back strain) from his rehab assignment, reinstated from the 10-day Injured List, and elected free agency in lieu of accepting an outright assignment to Triple-A Norfolk.
7/24	Recalled <b>RHP Kade Strowd</b> from Triple-A Norfolk...Placed <b>RHP Félix Bautista</b> (right shoulder discomfort) on the 15-day Injured List, retroactive to 7/21.
7/23	Reinstated <b>RHP Zach Eflin</b> (low back discomfort) from the 15-day Injured List...Optioned <b>RHP Brandon Young</b> <sup>4</sup> to Triple-A Norfolk...Transferred <b>C Maverick Handley</b> (right wrist sprain) to the 10-day Injured List...Transferred the rehab assignment of <b>LHP Keegan Akin</b> (left shoulder inflammation) to Triple-A Norfolk.
7/22	Recalled <b>OF Dylan Carlson</b> from Triple-A Norfolk...Optioned <b>INF Luis Vázquez</b> <sup>1</sup> to Triple-A Norfolk... <b>C Adley Rutschman</b> (left oblique strain) began a rehab assignment with Triple-A Norfolk...Transferred the rehab assignment of <b>C Chadwick Tromp</b> (low back strain) to High-A Aberdeen.
7/21	<b>LHP Keegan Akin</b> (left shoulder inflammation) began a rehab assignment with the FCL Orioles.
7/19	Transferred the rehab assignment of <b>LHP Cade Povich</b> (left hip inflammation) to Triple-A Norfolk.
7/18	Signed <b>RHP Corbin Martin</b> to a one-year major league contract... <b>C Chadwick Tromp</b> (low back strain) began a rehab assignment with Single-A Delmarva...Transferred the rehab assignment of <b>RHP Zach Eflin</b> (low back discomfort) to the FCL Orioles.
7/17	<b>RHP Corbin Martin</b> elected free agency in lieu of accepting an outright assignment to Triple-A Norfolk.
7/16	Claimed <b>RHP Elvin Rodríguez</b> <sup>2</sup> off waivers from the Milwaukee Brewers and optioned him to Triple-A Norfolk.
7/13	Recalled <b>C David Bañuelos</b> from Triple-A Norfolk...Recalled <b>LHP Grant Wolfram</b> from Triple-A Norfolk...Designated <b>RHP Corbin Martin</b> for assignment...Placed <b>RHP Scott Blewett</b> (right elbow discomfort) on the 15-day Injured List... <b>RHP Zach Eflin</b> (low back discomfort) began a rehab assignment with Double-A Chesapeake... <b>LHP Cade Povich</b> (left hip inflammation) began a rehab assignment with High-A Aberdeen... <b>C David Bañuelos</b> cleared outright waivers and accepted an assignment to Triple-A Norfolk (postgame).
7/10	Acquired a Competitive Balance Round A pick (No. 37) in the 2025 First-Year Player Draft from the Tampa Bay Rays in exchange for <b>RHP Bryan Baker</b> ...Appointed <b>LHP Grant Wolfram</b> from Triple-A Norfolk as the 27 <sup>th</sup> man for the doubleheader...Selected the contract of <b>C David Bañuelos</b> from Triple-A Norfolk...Recalled <b>RHP Colin Selby</b> from Triple-A Norfolk (between DH games)...Optioned <b>C David Bañuelos</b> <sup>1</sup> to Triple-A Norfolk (between DH games)...Returned <b>LHP Grant Wolfram</b> to Triple-A Norfolk (postgame G2).
7/6	Selected the contract of <b>C Alex Jackson</b> from Triple-A Norfolk...Placed <b>C Gary Sánchez</b> (right knee sprain) on the 10-day Injured List...Transferred <b>INF Jorge Mateo</b> (left hamstring strain) to the 60-day Injured List.
7/4	Reinstated <b>OF Tyler O'Neill</b> (left shoulder impingement) from the 10-day Injured List... <b>RHP Matt Bowman</b> and <b>INF Emmanuel Rivera</b> cleared outright waivers and accepted assignments to Triple-A Norfolk.

EUTAW STREET HOME RUNS

DATE	PLAYER (Team)	OPP. (Pitcher)	DISTANCE
6/28	Jonathan Aranda (TB)	BAL (Eflin)	467 ft.
4/29	Trent Grisham (NYY)	BAL (Gibson)	399 ft.
4/19	Jake Fraley (CIN)	BAL (Young)	421 ft.
2025 totals - 3 (0 by Orioles, 3 by opponents)			
*Total since 1992 - 134 (64 by Orioles, 70 by opponents)			

O's CHALLENGES

TEAM	TOTAL	WON	LOST	SUCCESS RATE
Orioles	33	14	19	42%
Opponents	21	13	8	62%
Last by O's: 7/19 at TB (T8)		Batter/Runner: Westburg		Force Play (1B)
Last by Opp.: 7/25 vs. COL (B5)		Batter/Runner: Holliday		Out/Overturned Safe/Overturned

RECORD BY POSITION

PLAYER	C	1B	2B	3B	SS	LF	CF	RF	DH
Dylan Carlson	-	-	-	-	-	11-10	3-1	3-4	-
Colton Cowser	-	-	-	-	-	15-17	6-5	-	0-1
Maverick Handley	7-7	-	-	-	-	-	-	-	-
Gunnar Henderson	-	-	-	-	39-48	-	-	-	2-4
Jackson Holliday	-	-	37-48	-	4-2	-	-	-	2-2
Alex Jackson	3-3	-	-	-	-	-	-	-	-
Heston Kjerstad	-	-	-	-	-	10-15	-	10-10	1-0
Ramón Laureano	-	-	-	-	-	8-14	0-1	19-18	2-4
Jorge Mateo	-	-	1-4	-	0-8	1-0	4-2	-	-
Coby Mayo	-	11-8	-	0-2	-	-	-	-	3-2
Ryan Mountcastle	-	15-28	-	-	-	-	-	-	1-3
Cedric Mullins	-	-	-	-	-	-	33-49	-	1-1
Ryan O'Hearn	-	19-19	-	-	-	0-2	-	4-9	13-17
Tyler O'Neill	-	-	-	-	-	1-0	-	10-17	3-3
Emmanuel Rivera	-	1-3	-	7-7	-	-	-	-	1-0
Adley Rutschman	22-27	-	-	-	-	-	-	-	6-8
Jacob Stallings	4-7	-	-	-	-	-	-	-	-
Gary Sánchez	8-11	-	-	-	-	-	-	-	3-4
Chadwick Tromp	2-3	-	-	-	-	-	-	-	-
Ramón Urías	-	-	1-0	29-34	-	-	-	-	1-1
Luis Vázquez	-	-	-	-	3-0	-	-	-	-
Jordan Westburg	-	-	7-6	10-15	-	-	-	-	7-8

RECORD BY BATTING ORDER

PLAYER	1	2	3	4	5	6	7	8	9
Dylan Carlson	-	-	-	-	1-0	1-2	-	10-5	5-8
Colton Cowser	2-2	-	-	-	1-0	15-15	2-3	1-2	0-1
Maverick Handley	-	-	-	-	-	-	-	0-1	7-6
Gunnar Henderson	6-7	5-9	30-35	0-1	-	-	-	-	-
Jackson Holliday	29-33	0-1	-	-	-	3-4	1-5	5-3	5-6
Alex Jackson	-	-	-	-	-	-	-	-	3-3
Heston Kjerstad	-	-	-	-	1-1	9-5	4-10	7-8	0-1
Ramón Laureano	0-1	3-3	2-2	3-8	12-14	3-3	3-1	1-3	2-2
Jorge Mateo	-	-	-	-	-	-	2-1	1-3	3-10
Coby Mayo	-	-	-	-	1-0	1-0	7-7	2-5	3-0
Ryan Mountcastle	-	0-6	1-1	7-10	3-6	2-4	2-2	1-2	-

2025 BY THE NUMBERS			
	HOME	AWAY	TOTAL
Overall	23-26	23-32	46-58
MONTH	HOME	AWAY	TOTAL
March (5)	1-0	2-2	3-2
April (25)	6-7	3-9	9-16
May (27)	4-10	5-8	9-18
June (27)	8-5	8-6	16-11
July (25)	4-4	5-7	9-11
August (28)	-	-	-
September (25)	-	-	-
TOTAL (162)	23-26	23-32	46-58
DAY OF WEEK	HOME	AWAY	TOTAL
Monday (14)	4-0	2-3	6-3
Tuesday (23)	0-6	2-6	2-12
Wednesday (25)	3-5	2-6	5-11
Thursday (18)	3-3	5-1	8-4
Friday (26)	3-3	3-5	8-8
Saturday (28)	5-4	5-6	10-10
Sunday (27)	3-5	4-5	7-10
TOTAL (162)	23-26	23-32	46-58
VS. AL EAST	HOME	AWAY	TOTAL
Boston Red Sox (13)	1-2	2-2	3-4
New York Yankees (13)	2-1	1-2	3-3
Tampa Bay Rays (13)	2-1	3-4	5-5
Toronto Blue Jays (13)	1-1	2-2	3-3
TOTAL (52)	6-5	8-10	14-15
VS. AL CENTRAL	HOME	AWAY	TOTAL
Chicago White Sox (7)	3-0	-	3-0
Cleveland Guardians (7)	2-1	1-3	3-4
Detroit Tigers (6)	1-2	0-3	1-5
Kansas City Royals (6)	1-2	1-2	2-4
Minnesota Twins (6)	0-3	0-3	0-6
TOTAL (32)	7-8	2-11	9-19
VS. AL WEST	HOME	AWAY	TOTAL
Houston Astros (7)	-	-	-
Los Angeles Angels (6)	3-0	2-1	5-1
Oakland Athletics (6)	-	1-2	1-2
Seattle Mariners (6)	-	3-0	3-0
Texas Rangers (7)	1-2	1-2	2-4
TOTAL (32)	4-2	7-5	11-7
VS. NL EAST	HOME	AWAY	TOTAL
Atlanta Braves (3)	-	3-0	3-0
Miami Marlins (3)	1-2	-	1-2
New York Mets (3)	2-1	-	2-1
Philadelphia Phillies (3)	-	-	-
Washington Nationals (4)	0-3	1-2	1-5
TOTAL (16)	3-6	4-2	7-8
VS. NL CENTRAL	HOME	AWAY	TOTAL
Chicago Cubs (3)	-	-	-
Cincinnati Reds (3)	1-2	-	1-2
Milwaukee Brewers (3)	-	1-2	1-2
Pittsburgh Pirates (3)	-	-	-
St. Louis Cardinals (3)	1-2	-	1-2
TOTAL (15)	2-4	1-2	3-6
VS. NL WEST	HOME	AWAY	TOTAL
Arizona Diamondbacks (3)	-	1-2	1-2
Colorado Rockies (3)	1-1	-	1-1
Los Angeles Dodgers (3)	-	-	-
San Diego Padres (3)	-	-	-
San Francisco Giants (3)	-	-	-
TOTAL (15)	1-1	1-2	2-3

BALTIMORE ORIOLES - WALK-OFF AND MISC. HOME RUNS

Baltimore Orioles Walk-off Wins							
Date	Score	Batter/Runner	Action	RBI	Pitcher	INN	OUTS
-	-	-	-	-	-	-	-

Opponent Walk-off Wins							
Date	Score	Batter/Runner	Action	RBI	Pitcher	INN	OUTS
5/24 (G1)	BAL 5 @ BOS 6	Rafael Devers	1B	1	Gregory Soto	10	1

Baltimore Orioles Back-to-Back Home Runs							
Date	Score	Batters	Pitcher	INN	OUTS		
6/24	TEX 6 @ BAL 5 (10)	Gary Sánchez/Ramón Urias/Ryan O’Hearn	Chris Martin	7	0		
6/14	LAA 5 @ BAL 6	Cedric Mullins/Gary Sánchez	Tyler Anderson	6	0		
6/5	BAL 4 @ SEA 3	Adley Rutschman/Gunnar Henderson	Bryan Woo	6	0		
5/14 (G2)	MIN 8 @ BAL 6	Cedric Mullins/Heston Kjerstad	Simeon Woods Richardson	3	2		
4/19	CIN 5 @ BAL 9	Ramón Laureano/Jordan Westburg	Carson Spiers	7	2		
4/19	CIN 5 @ BAL 9	Cedric Mullins/Gunnar Henderson	Hunter Greene	1	0		
3/27	BAL 12 @ TOR 2	Adley Rutschman/Jordan Westburg	Yariel Rodríguez	8	1		

Opponent Back-to-Back Home Runs					
Date	Score	Batters	Pitcher	INN	OUTS
5/18	WSH 10 @ BAL 4	Dylan Crews/CJ Abrams	Zach Eflin	2	1
5/15	MIN 4 @ BAL 0	DaShawn Keirsey Jr./Byron Buxton	Tomoyuki Sugano	3	1
5/4	KC 11 @ BAL 6	Bobby Witt Jr./Vinnie Pasquantino	Yennier Cano	7	1
4/29	NYY 15 @ BAL 3	Trent Grisham/Aaron Judge/Ben Rice	Kyle Gibson	1	0
4/17	CLE 2 @ BAL 6	Daniel Schneemann/Austin Hedges	Tomoyuki Sugano	3	0
4/9	BAL 0 @ AZ 9	Pavin Smith/Josh Naylor	Dean Kremer	5	1

Baltimore Orioles Grand Slams					
Date	Score	Batter	Pitcher	INN	OUTS
6/15	LAA 2 @ BAL 11	Gary Sánchez	Connor Brogdon	7	2
5/14	MIN 8 @ BAL 6	Cedric Mullins	Simeon Woods Richardson	3	2
4/16	CLE 1 @ BAL 9	Jackson Holliday	Gavin Williams	2	1

Opponent Grand Slams					
Date	Score	Batter	Pitcher	INN	OUTS
7/18	BAL 1 @ TB 11	Yandy Diaz	Grant Wolfram	6	1
5/23	BAL 5 @ BOS 19	Rafael Devers	Ermanuel Rivera	8	2
4/20	CIN 24 @ BAL 2	Noelvi Marte	Jorge Mateo	8	2

Baltimore Orioles Inside-the-Park Home Runs						
Date	Score	Batter	RBI	Pitcher	INN	OUTS
-	-	-	-	-	-	-

Opponent Inside-the-Park Home Runs						
Date	Score	Batter	RBI	Pitcher	INN	OUTS
-	-	-	-	-	-	-

Baltimore Orioles Pinch-Hit Home Runs						
Date	Score	Batter	RBI	Pitcher	INN	OUTS
7/26	COL 0 @ BAL 18	Alex Jackson	1	Kyle Farmer	8	0
7/10 (G1)	NYM 1 @ BAL 3	Gunnar Henderson	2	Ryne Stanek	8	0
5/10	BAL 2 @ LAA 5	Ramón Laureano	1	Brock Burke	9	0

Opponent Pinch-Hit Home Runs						
Date	Score	Batter	RBI	Pitcher	INN	OUTS
6/18	BAL 8 @ TB 12	Brandon Lowe	2	Yennier Cano	5	2
5/11	BAL 7 @ LAA 3	Matthew Lugo	1	Félix Bautista	9	2
5/7	BAL 2 @ MIN 5	Harrison Bader	2	Keegan Akin	7	1

Baltimore Orioles Leadoff Home Runs					
Date	Score	Batter	Pitcher		
7/20	BAL 5 @ TB 3	Jackson Holliday	Ryan Pepiot		
5/31	CWS 2 @ BAL 4	Jackson Holliday	Davis Martin		
4/19	CIN 5 @ BAL 9	Cedric Mullins	Hunter Greene		
4/3	BOS 8 @ BAL 4	Cedric Mullins	Tanner Houck		
3/29	BAL 9 @ TOR 5	Colton Cowser	Max Scherzer		

Opponent Leadoff Home Runs			
Date	Score	Batter	Pitcher
6/16	BAL 1 @ TB 7	Josh Lowe	Zach Eflin
5/24 (G1)	BAL 5 @ BOS 6	Jarren Duran	Zach Eflin
5/18	WSH 10 @ BAL 4	CJ Abrams	Zach Eflin
4/29	NYY 15 @ BAL 3	Trent Grisham	Kyle Gibson
4/23	BAL 3 @ WSH 4	James Wood	Tomoyuki Sugano

LAST TIME IT HAPPENED	
<b>BATTING</b>	
Eutaw St. Home Run	Gunnar Henderson, 8/14/24 vs. WSH (Herz)
Opponent	Jonathan Aranda, 6/28/25 vs. TB (Eflin)
Second Deck Home Run in LF at OPACY	Austin Hays, 6/7/22 vs. CHC (Mills)
Opponent	Pete Alonso, 9/2/20 vs. NYM (Means)
Grand Slam	Gary Sánchez, 6/15/25 vs. LAA (Brogdon)
Two Grand Slams in One Game	Reimold, Clevenger, 9/11/15 vs. KC (Herrera, Chamberlain)
Pinch-Hit Home Run	Alex Jackson, 7/26/25 vs. COL (Farmer)
Pinch-Hit Walk-Off Home Run	Nolan Reimold, 7/24/16 vs. CLE (Allen)
Pinch-Hit Grand Slam	Dwight Evans, 7/26/91 vs. OAK (Nelson)
Inside the Park Home Run	Jorge Mateo, 8/20/23 at OAK (Sears)
LH & RH Home Run, Same Game	Anthony Santander, 8/7/24 at TOR (Francis, Yarbrough)
Individual 2-Home Run Game	Jackson Holliday, 5/4/25 vs. KC (Lorenzen)
Individual 3-Home Run Game	Ryan Mountcastle, 6/19/21 vs. TOR (Manoah, Kay)
Individual 4-Home Run Game	Never
Home Run in Consecutive Games	Tyler O’Neill/Alex Jackson, 7/25-26 vs. COL
Home Run in 3 Consecutive Games	Colton Cowser, 6/17-19/25 at TB
Home Run in 4 Consecutive Games	Gunnar Henderson, 5/17-20/24 vs. SEA, at STL
Home Run in 5 Consecutive Games	Jonathan Schoop, 7/22-27/18 vs. TOR, BOS, TB
Home Run in 6 Consecutive Games	Chris Davis, 9/26-10/2/12 vs. TOR, BOS, TB
4-Home Run Game, Team	7/25/25 vs. COL
5-Home Run Game, Team	4/19/25 vs. CIN
6-Home Run Game, Team	3/27/25 at TOR
7-Home Run Game, Team	6/2/16 vs. BOS
8+-Home Run Game, Team	6/16/15 vs. PHI (8)
10+-Run Game, Team	7/26/25 vs. COL (18)
15+-Run Game, Team	7/26/25 vs. COL (18)
20+-Run Game, Team	6/27/25 vs. TB (22)
Back-to-Back HR	Sánchez/Urias/O’Hearn, 6/24/25 vs. TEX (7 <sup>th</sup> inning)
Back-to-Back HR to Start First Inning	Mullins/Henderson, 4/19/25 vs. CIN
Back-to-Back-to-Back HR	Sánchez/Urias/O’Hearn, 6/24/25 vs. TEX (7 <sup>th</sup> inning)
Back-to-Back-to-Back HR to Start First Inning	Flaherty/Hardy/Markakis, 5/10/12 (G1) vs. TEX
2 Back-to-Back HRs, Same Game	Mullins/Henderson (1 <sup>st</sup> ) & Laureano/Westburg (7 <sup>th</sup> ), 4/19/25 vs. CIN
Leadoff Home Run	Jackson Holliday, 7/20/25 at TB (Pepiot)
Walk-Off Win	Anthony Santander (HR), 9/19/24 vs. SF (Walker)
Walk-Off Home Run	Anthony Santander, 9/19/24 vs. SF (Walker)
Walk-Off Grand Slam	Manny Machado, 8/18/17 vs. LAA (Middleton)
Walk-Off Home Run, Eutaw St.	Rio Ruiz, 8/11/19 vs. HOU (Osuna)
Home Run, 15 <sup>th</sup> Inning or later	Jonathan Villar, 7/25/19 at LAA (Canning)
Home Run, 17 <sup>th</sup> Inning or later	Adam Jones, 5/6/12 at BOS (McDonald)
Home Run by a Pitcher	Zack Britton, 7/3/11 at ATL (Beachy)
2-Home Run Game by a Pitcher	Milt Pappas, 8/27/61 at MIN (Ramos)
Oriole w/ 2 Home Runs in One Inning	Connor Norby, 6/4/24 at TOR (Pearson)
Oriole w/ 3 Home Runs in Consecutive Innings	Mark Trumbo, 4/15/16 at TEX (7 <sup>th</sup> inning, Pérez, Faulkner)
5-Hit Game	Manny Machado, 8/7/16 at CWS (1 <sup>st</sup> , 2 <sup>nd</sup> , 3 <sup>rd</sup> inning, Shields, Albers)
6-Hit Game	Adley Rutschman, 6/21/24 at HOU
5-RBI Game	Cal Ripken, Jr., 6/13/99 at ATL
6-RBI Game	Cedric Mullins, 3/27/25 at TOR
7-RBI Game	Adley Rutschman, 6/9/24 at TB
8-RBI Game	Ryan Mountcastle, 4/11/23 vs. OAK (9)
9-RBI Game	Ryan Mountcastle, 4/11/23 vs. OAK (9)
<b>PITCHING</b>	
Perfect Game	Never
No-Hitter	5/5/21 at SEA (Means)
1-Hitter	5/26/24 at CWS (Bradish, Coulombe, Cano, Kimbrel)
Complete Game	9/23/22 vs. HOU (Kremer)
Shutout	9/23/22 vs. HOU (Kremer)
Team Shutout	7/26/25 vs. COL (Rogers, Hiraldo, Strowd)
Consecutive CG, Pitcher	Sidney Ponson (2), 5/16-22/04
Consecutive Shutouts, Pitcher	Mike Mussina (2), 9/26-10/1/95
Consecutive CG, Team	5/13-14/11 (Guthrie, Bergesen)
Consecutive Shutouts, Team	4/18-19/23 at WSH
10+ Strikeout Game, Pitcher	Charlie Morton (10), 6/13/25 vs. LAA
15+ Strikeout Game, Pitcher	Erik Bedard (15), 7/7/07 at TEX
10+ Strikeout Game, Team	7/24/25 at CLE (11)
15+ Strikeout Game, Team	6/13/25 vs. LAA (15)
4+ Strikeouts in an inning	Mike Cuellar (4), 5/29/70 at CAL
Immaculate Inning	Brandon Young, 7/8/25 vs. NYM (5 <sup>th</sup> inning)
<b>MISCELLANEOUS</b>	
Hit for the Cycle	Cedric Mullins, 5/12/23 vs. PIT (7 <sup>th</sup> in club history)
Steal of Home	Ryan Mountcastle, 5/30/25 vs. CWS
Position Player to Pitch	Luis Vázquez, 7/1/25 at TEX (0.1 IP)
Triple Play Turned	9/18/22, Bottom 3 <sup>rd</sup> at TOR (Chapman batting/Kremer pitching)
	Scoring: 6-4-3 (Mateo-Vavra-Aguilar)
Manager Ejection	Tony Mansolino, 7/20/25 at TB (1 <sup>st</sup> career)
Player Ejection	Ryan O’Hearn, 7/21/25 at CLE (3 <sup>rd</sup> career)
<b>WINNING SWEEPS</b>	
2-Game, at OPACY	September 26-27, 2023 vs. WSH
2-Game, Road	April 18-19, 2023 at WSH
3-Game, at OPACY	June 13-15, 2025 vs. LAA
3-Game, Road	July 4-6, 2025 at ATL
4-Game, at OPACY	July 7-10, 2022 vs. LAA
4-Game, Road	June 7-10, 2024 at TB
Doubleheader	July 10, 2025 vs. NYM

2025 OUTFIELD ASSISTS						
Outfielder	1B	2B	3B	HP	TOTAL	ERRORS (F-T)
Jordyn Adams	-	-	-	-	-	-
Dylan Carlson	-	2	-	1	3	-
Colton Cowser	-	-	1	1	2	1 (0-1)
Cooper Hummel	-	-	-	-	-	-
Heston Kjerstad	-	4	-	-	4	-
Ramón Laureano	-	4	-	3	7	5 (2-3)
Jorge Mateo	-	-	-	-	-	1 (1-0)
Cedric Mullins	-	-	-	-	-	3 (1-2)
Ryan O’Hearn	-	-	-	-	-	-
Tyler O’Neill	1	3	-	1	5	1 (1-0)
Team Totals	1	13	1	6	21	11 (5-6)

2025 CATCHING BREAKDOWN								
	Errors		SB	Pick-offs				
Catcher	F-T-C	PB	CCS-ATT	1B-2B-3B	Inn.	ERA	W-L (GS)	
Maverick Handley	0-0-1	0	0-13	0-0-0	120.2	4.25	7-7	
Alex Jackson	0-1-0	1	1-8	0-0-0	57.0	6.47	3-3	
Adley Rutschman	0-2-0	1	8-39	0-1-0	424.1	4.96	22-27	
Gary Sánchez	0-2-2	1	1-18	1-0-0	175.1	5.39	8-11	
Jacob Stallings	0-1-0	2	3-12	0-0-0	97.0	3.62	4-7	
Chadwick Tromp	0-1-0	1	0-2	0-0-0	39.0	5.77	2-3	
Totals	0-7-3	6	13-92	1-1-0	913.1	4.94	46-58	

SCORING BY INNING											
	1	2	3	4	5	6	7	8	9	Extras	Totals
OPPONENTS	69	52	69	66	66	44	51	72	32	8	529
ORIOLES	45	51	62	32	44	59	60	52	19	15	439


ORIOLES WHO MADE THEIR MAJOR LEAGUE DEBUT IN 2025			
DATE	PLAYER	STATS	NOTES
5/27 vs. STL	Yaramil Hiraldo	1.1 IP, 1 H, 1 K	Entered in 8 <sup>th</sup>
5/18 vs. WSH	Kade Strowd	1.0 IP, 2 H, R, ER, K	Entered in 9 <sup>th</sup>
4/29 vs. NYY	Maverick Handley	0-2, 2 K	Def. in 6 <sup>th</sup>
4/26 (G2) at DET	Grant Wolfram	0.1 IP, 1 H, 1 BB	Final out of 7 <sup>th</sup>
4/19 vs. CIN	Brandon Young	ND: 4.0+ IP, 7 H, 3 R, 3 ER, 3 BB, 3 K, HR	Game Started
3/30 at TOR	Tomoyuki Sugano	L: 4.0 IP, 4 H, 2 R, 2 ER, 2 BB, 1 K	Game Started





2025 SCHEDULE


G#	DATE	OPP.	W-L	SCORE	WP/LP/SV	REC	POS	GA/GB	ATT.
1	3/27	at TOR	W	12-2	Eflin/Berrios	1-0	T-1 <sup>st</sup>	+0.5	40,734
2	3/28	at TOR	L	8-2	Gausman/Morton	1-1	T-3 <sup>rd</sup>	-0.5	26,289
3	3/29	at TOR	W	9-5	Kremer/Lovelayd	2-1	2 <sup>nd</sup>	-0.5	27,005
4	3/30	at TOR	L	3-1	Bassitt/Sugano/Hoffman	2-2	3 <sup>rd</sup>	-1.5	21,069
5	3/31	vs. BOS	W	8-5	Domínguez/Newcomb	3-2	3 <sup>rd</sup>	-1.0	45,002*
MARCH TOTALS: 3-2				TEAM ERA: 4.60	TEAM AVG: .305				
	4/1	OFF DAY				3-2	4 <sup>th</sup>	-1.0	
6	4/2	vs. BOS	L	3-0	Crochet/Eflin/Chapman	3-3	4 <sup>th</sup>	-1.5	18,146
7	4/3	vs. BOS	L	8-4	Kelly/Morton	3-4	T-4 <sup>th</sup>	-2.0	16,656
8	4/4	at KC	L	8-2	Lugo/Kremer	3-5	5 <sup>th</sup>	-2.5	14,196
9	4/5	at KC	W	8-1	Sugano/Wacha	4-5	5 <sup>th</sup>	-2.5	14,383
10	4/6	at KC	L	4-1	Bubic/Povich/Estévez	4-6	5 <sup>th</sup>	-2.5	19,098
11	4/7	at AZ	W	5-1	Eflin/Gallen	5-6	T-4 <sup>th</sup>	-1.5	20,333
12	4/8	at AZ	L	4-3	Kelly/Morton/Martínez	5-7	4 <sup>th</sup>	-2.0	23,843
13	4/9	at AZ	L	9-0	Pfaadt/Kremer	5-8	5 <sup>th</sup>	-2.5	22,411
	4/10	OFF DAY				5-8	5 <sup>th</sup>	-2.5	
	4/11	vs. TOR	**POSTPONED**		Rescheduled for 7/29 (DH)	5-8	5 <sup>th</sup>	-2.5	
14	4/12	vs. TOR	W	5-4	Baker/Francis/Bautista	6-8	T-4 <sup>th</sup>	-2.0	22,130
15	4/13	vs. TOR	L	7-6 (10)	Hoffman/Bowman	6-9	5 <sup>th</sup>	-2.5	27,193
	4/14	OFF DAY				6-9	5 <sup>th</sup>	-2.5	
16	4/15	vs. CLE	L	6-3	Allen/Morton/Clase	6-10	5 <sup>th</sup>	-3.5	14,203
17	4/16	vs. CLE	W	9-1	Kremer/Williams	7-10	5 <sup>th</sup>	-3.5	13,964
18	4/17	vs. CLE	W	6-2	Sugano/Bibee	8-10	4 <sup>th</sup>	-3.5	16,201
19	4/18	vs. CIN	L	8-3	Abbott/Povich	8-11	4 <sup>th</sup>	-4.5	42,587*
20	4/19	vs. CIN	W	9-5	Domínguez/Greene/Bautista	9-11	4 <sup>th</sup>	-3.5	28,534
21	4/20	vs. CIN	L	24-2	Rogers/Morton/Wynne	9-12	4 <sup>th</sup>	-4.5	19,053
	4/21	OFF DAY				9-12	4 <sup>th</sup>	-4.0	
22	4/22	at WSH	L	7-0	Parker/Kremer	9-13	4 <sup>th</sup>	-4.0	29,504
23	4/23	at WSH	L	4-3	López/Soto/Finnegan	9-14	5 <sup>th</sup>	-5.0	22,246
24	4/24	at WSH	W	2-1	Povich/Gore/Bautista	10-14	5 <sup>th</sup>	-4.5	23,058
	4/25	at DET	**POSTPONED**		Rescheduled for 4/26 (DH)	10-14	5 <sup>th</sup>	-4.0	
25	4/26-1	at DET	L	4-3	Mize/Young/Vest	10-15			28,509
26	4/26-2	at DET	L	6-2	Hurter/Morton	10-16	5 <sup>th</sup>	-5.0	21,422
27	4/27	at DET	L	7-0	Skubal/Kremer	10-17	5 <sup>th</sup>	-6.5	28,613
28	4/28	vs. NYY	W	4-3	Sugano/Warren/Bautista	11-17	5 <sup>th</sup>	-5.5	22,775
29	4/29	vs. NYY	L	15-3	Rodón/Gibson	11-18	5 <sup>th</sup>	-6.5	22,164
30	4/30	vs. NYY	W	5-4	Baker/Carrasco/Bautista	12-18	5 <sup>th</sup>	-5.5	22,381
APRIL TOTALS: 9-16				TEAM ERA: 5.64	TEAM AVG: .206				
	5/1	OFF DAY				12-18	5 <sup>th</sup>	-5.5	
31	5/2	vs. KC	W	3-0	Kremer/Wacha/Bautista	13-18	5 <sup>th</sup>	-5.5	26,364
32	5/3	vs. KC	L	4-0	Bubic/Sugano	13-19	5 <sup>th</sup>	-5.5	19,348
33	5/4	vs. KC	L	11-6	Zerpa/Cano	13-20	5 <sup>th</sup>	-5.5	31,956
	5/5	OFF DAY				13-20	5 <sup>th</sup>	-5.0	
34	5/6	at MIN	L	9-1	López/Povich	13-21	5 <sup>th</sup>	-6.0	19,779
35	5/7	at MIN	L	5-2	Coulombe/Morton/Duran	13-22	5 <sup>th</sup>	-7.0	16,417
36	5/8	at MIN	L	5-2	Jax/Cano/Duran	13-23	5 <sup>th</sup>	-7.5	17,410
37	5/9	at LAA	W	4-1	Sugano/Hendricks/Bautista	14-23	5 <sup>th</sup>	-7.5	30,778
38	5/10	at LAA	L	5-2	Kochanowicz/Gibson	14-24	5 <sup>th</sup>	-7.5	27,975
39	5/11	at LAA	W	7-3	Eflin/Ty. Anderson	15-24	5 <sup>th</sup>	-8.0	29,460
	5/12	OFF DAY				15-24	5 <sup>th</sup>	-8.0	
	5/13	vs. MIN	**POSTPONED**		Rescheduled for 5/14 (DH)	15-24	5 <sup>th</sup>	-7.5	
40	5/14-1	vs. MIN	L	6-3	Stewart/Kremer/Duran	15-25	5 <sup>th</sup>	-8.5	
41	5/14-2	vs. MIN	L	8-6	Funderburk/Cano/Sands	15-26	5 <sup>th</sup>	-9.0	10,169
42	5/15	vs. MIN	L	4-0	Paddock/Sugano	15-27	5 <sup>th</sup>	-9.5	30,926
43	5/16	vs. WSH	L	4-3	López/Bautista/Finnegan	15-28	5 <sup>th</sup>	-10.5	21,171
44	5/17	vs. WSH	L	10-6	Irvin/Gibson	15-29	5 <sup>th</sup>	-10.5	28,208
45	5/18	vs. WSH	L	10-4	Soroka/Eflin	15-30	5 <sup>th</sup>	-11.5	37,264
46	5/19	at MIL	L	5-4	Uribe/Cano/Megill	15-31	5 <sup>th</sup>	-12.0	22,319
47	5/20	at MIL	L	5-2	Henderson/McDermott/Uribe	15-32	5 <sup>th</sup>	-13.0	22,778
48	5/21	at MIL	W	8-4 (11)	Baker/Alexander	16-32	5 <sup>th</sup>	-13.0	30,554
	5/22	at BOS	**POSTPONED**		Rescheduled for 5/23 (DH)	16-32	5 <sup>th</sup>	-13.5	
49	5/23-1	at BOS	L	19-5	Whitlock/Domínguez	16-33	5 <sup>th</sup>	-14.0	31,150
	5/23-2	at BOS	**POSTPONED**		Rescheduled for 5/24 (DH)	16-33	5 <sup>th</sup>	-13.5	
50	5/24-1	at BOS	L	6-5 (10)	Weissert/Soto	16-34	5 <sup>th</sup>	-14.5	30,958
51	5/24-2	at BOS	W	2-1	Kittredge/Bernardino/Domínguez	17-34	5 <sup>th</sup>	-14.0	34,604
52	5/25	at BOS	W	5-1	Kremer/Buehler	18-34	5 <sup>th</sup>	-14.0	36,824
53	5/26	vs. STL	W	5-2	Morton/Fedde/Bautista	19-34	5 <sup>th</sup>	-14.0	21,717
54	5/27	vs. STL	L	7-4	Matz/Baker/Helsley	19-35	5 <sup>th</sup>	-15.0	13,779
55	5/28	vs. STL	L	6-4	King/Povich/Helsley	19-36	5 <sup>th</sup>	-16.0	14,491
	5/29	OFF DAY				19-36	5 <sup>th</sup>	-16.0	
56	5/30	vs. CWS	W	2-1	Eflin/Burke/Bautista	20-36	5 <sup>th</sup>	-15.0	22,108
57	5/31	vs. CWS	W	4-2	Kremer/Martin/Bautista	21-36	5 <sup>th</sup>	-14.0	23,470
MAY TOTALS: 9-18				TEAM ERA: 5.21	TEAM AVG: .250				
58	6/1	vs. CWS	W	3-2	Morton/Houser/Baker	22-36	5 <sup>th</sup>	-14.0	33,037
	6/2	OFF DAY				22-36	5 <sup>th</sup>	-14.0	
59	6/3	at SEA	W	5-1	Sugano/Kirby	23-36	5 <sup>th</sup>	-14.0	21,089
60	6/4	at SEA	W	3-2	Cano/Vargas/Bautista	24-36	5 <sup>th</sup>	-13.0	19,231
61	6/5	at SEA	W	4-3	Eflin/Woo/Baker	25-36	5 <sup>th</sup>	-13.0	27,887
62	6/6	at ATH	L	5-4	Sears/Kremer/Miller	25-37	5 <sup>th</sup>	-14.0	8,424
63	6/7	at ATH	W	7-4	Akin/Severino/Bautista	26-37	5 <sup>th</sup>	-13.0	9,185
64	6/8	at ATH	L	5-1	Newcomb/Sugano	26-38	5 <sup>th</sup>	-13.0	8,836
	6/9	OFF DAY				26-38	5 <sup>th</sup>	-13.0	
65	6/10	vs. DET	L	5-3	Lee/Povich/Vest	26-39	5 <sup>th</sup>	-14.0	20,291
66	6/11	vs. DET	W	10-1	Eflin/Mize	27-39	5 <sup>th</sup>	-14.0	18,630
67	6/12	vs. DET	L	4-1	Skubal/Kremer/Vest	27-40	5 <sup>th</sup>	-15.0	18,800
68	6/13	vs. LAA	W	2-0	Morton/Kochanowicz/Bautista	28-40	5 <sup>th</sup>	-14.0	20,204
69	6/14	vs. LAA	W	6-5	Akin/Anderson/Bautista	29-40	5 <sup>th</sup>	-13.0	26,313
70	6/15	vs. LAA	W	11-2	Povich/Kikuchi	30-40	5 <sup>th</sup>	-12.0	33,370
71	6/16	at TB	L	7-1	Pepiot/Eflin	30-41	5 <sup>th</sup>	-12.0	10,046
72	6/17	at TB	W	5-1	Kremer/Littell	31-41	5 <sup>th</sup>	-11.0	10,046
73	6/18	at TB	L	12-8	Montgomery/Kittredge	31-42	5 <sup>th</sup>	-11.0	10,046
74	6/19	at TB	W	4-1	Morton/Rasmussen/Bautista	32-42	5 <sup>th</sup>	-11.0	10,046
75	6/20	at NYY	W	5-3	Blewett/Weaver/Bautista	33-42	5 <sup>th</sup>	-10.0	47,034
76	6/21	at NYY	L	9-0	Schmidt/Eflin	33-43	5 <sup>th</sup>	-11.0	46,142
77	6/22	at NYY	L	4-2	Cruz/Baker/Williams	33-44	5 <sup>th</sup>	-12.0	45,571
78	6/23	vs. TEX	W	6-0	Rogers/Corbin	34-44	5 <sup>th</sup>	-11.0	13,929
79	6/24	vs. TEX	L	6-5 (10)	Jackson/Domínguez/Garcia	34-45	5 <sup>th</sup>	-11.0	16,909
80	6/25	vs. TEX	L	7-0	deGrom/Young	34-46	5 <sup>th</sup>	-12.0	22,828
	6/26	OFF DAY				34-46	5 <sup>th</sup>	-12.0	
81	6/27	vs. TB	W	22-8	Sugano/Orze	35-46	5 <sup>th</sup>	-12.0	20,047
82	6/28	vs. TB	L	11-3	Littell/Eflin	35-47	5 <sup>th</sup>	-12.0	30,491
83	6/29	vs. TB	W	5-1	Kremer/Bradley	36-47	5 <sup>th</sup>	-12.0	19,226
84	6/30	at TEX	W	10-6 (10)	Akin/Milner	37-47	5 <sup>th</sup>	-11.0	27,420
JUNE TOTALS: 16-11				TEAM ERA: 4.05	TEAM AVG: .253				
85	7/1	at TEX	L	10-2	deGrom/Young/Latz	37-48	5 <sup>th</sup>	-11.0	30,933
86	7/2	at TEX	L	6-0	Eovaldi/Sugano/Dunning	37-49	5 <sup>th</sup>	-11.0	27,636
	7/3	OFF DAY				37-49	5 <sup>th</sup>	-11.5	
87	7/4	at ATL	W	3-2	Morton/Strider/Bautista	38-49	5 <sup>th</sup>	-11.5	40,249
88	7/5	at ATL	W	9-6 (10)	Bautista/Montero/Cano	39-49	5 <sup>th</sup>	-11.5	37,170
89	7/6	at ATL	W	2-1	Rogers/Holmes/Domínguez	40-49	5 <sup>th</sup>	-11.5	34,012
	7/7	OFF DAY				40-49	5 <sup>th</sup>	-12.0	
90	7/8	vs. NYM	L	7-6 (10)	Díaz/Cano/Brazobán	40-50	5 <sup>th</sup>	-13.0	35,200
	7/9	vs. NYM	**POSTPONED**		Rescheduled for 7/10 (DH)	40-50	5 <sup>th</sup>	-12.5	
91	7/10-1	vs. NYM	W	3-1	Wolfram/Stanek/Bautista	41-50	5 <sup>th</sup>	-12.0	25,262
92-2	7/10	vs. NYM	W	7-3	Sugano/Hagenman	42-50	5 <sup>th</sup>	-11.5	17,961
93	7/11	vs. MIA	W	5-2	Kremer/Cabrera	43-50	5 <sup>th</sup>	-11.5	22,213
94	7/12	vs. MIA	L	6-0	Junk/Rogers	43-51	5 <sup>th</sup>	-11.5	34,332
95	7/13	vs. MIA	L	11-1	Pérez/Young	43-52	5 <sup>th</sup>	-11.5	17,599

7/14		Home Run Derby (Truist Park - Atlanta, GA)							
7/15		MLB All-Star Game (Truist Park - Atlanta, GA)							
7/16-17		All-Star Break							
96	7/18	at TB	L	11-1	Bradley/Morton	43-53	5 <sup>th</sup>	-12.5	10,046
97	7/19	at TB	L	4-3	Uceta/Domínguez/Fairbanks	43-54	5 <sup>th</sup>	-13.5	10,046
98	7/20	at TB	W	5-3	Rogers/Pepiot/Bautista	44-54	5 <sup>th</sup>	-13.5	9,195
99	7/21	at CLE	L	10-5	Bibee/Selby	44-55	5 <sup>th</sup>	-14.5	21,748
100	7/22	at CLE	L	6-3	Cantillo/Young/Clase	44-56	5 <sup>th</sup>	-14.5	22,714
101	7/23	at CLE	L	3-2	Gaddis/Selby/Clase	44-57	5 <sup>th</sup>	-15.5	30,476
102	7/24	at CLE	W	4-3	Morton/Allen/Soto	45-57	5 <sup>th</sup>	-15.5	26,223
103	7/25	vs. COL	L	6-5	Bird/Kittredge/Halvorsen	45-58	5 <sup>th</sup>	-16.5	25,090
104	7/26	vs. COL	W	18-0	Rogers/Senzatela	46-58	5 <sup>th</sup>	-16.5	20,188
105	7/27	vs. COL	1:35 PM	MASN					
106	7/28	vs. TOR	6:35 PM	MASN					
107	7/29-1	vs. TOR	12:35 PM	MASN					
108	7/29-2	vs. TOR	6:35 PM	MASN					
109	7/30	vs. TOR	12:35 PM	MASN					
JULY TOTALS: 9-11				TEAM ERA: 4.99	TEAM AVG: .238				
110	8/1	at CHC	2:20 PM	MASN2					
111	8/2	at CHC	2:20 PM	MASN2   FS1 <sup>+</sup>					
112	8/3	at CHC	2:20 PM	MASN2					
113	8/4	at PHI	6:45 PM	MASN					
114	8/5	at PHI	6:45 PM	MASN					
115	8/6	at PHI	12:35 PM	MASN					
	8/7	OFF DAY							
116	8/8	vs. ATH	7:05 PM	MASN					
117	8/9	vs. ATH	7:05 PM	MASN					
118	8/10	vs. ATH	1:35 PM	MASN					
	8/11	OFF DAY							
119	8/12	vs. SEA	6:35 PM	MASN					
120	8/13	vs. SEA	6:35 PM	MASN					
121	8/14	vs. SEA	1:05 PM	MASN2					
122	8/15	at HOU	8:10 PM	MASN2					
123	8/16	at HOU	7:10 PM	MASN2					
124	8/17	at HOU	2:10 PM	MASN					
125	8/18	at BOS	7:10 PM	MASN					
126	8/19	at BOS	7:10 PM	MASN					
	8/20	OFF DAY							
127	8/21	vs. HOU	7:15 PM	FOX					
128	8/22	vs. HOU	7:05 PM	MASN					
129	8/23	vs. HOU	7:05 PM	MASN					
130	8/24	vs. HOU	1:35 PM	MASN					
131	8/25	vs. BOS	6:35 PM	MASN					
132	8/26	vs. BOS	6:35 PM	MASN					
133	8/27	vs. BOS	6:35 PM	MASN					
134	8/28	vs. BOS	1:05 PM	MASN					
135	8/29	at SF	10:15 PM	MASN2					
136	8/30	at SF	7:15 PM	FOX					
137	8/31	at SF	4:05 PM	MASN2					
AUGUST TOTALS: 0-0				TEAM ERA: ---	TEAM AVG: ---				
138	9/1	at SD	6:40 PM	MASN2					
139	9/2	at SD	9:40 PM	MASN2					
140	9/3	at SD	4:10 PM	MASN2					
	9/4	OFF DAY							
141	9/5	vs. LAD	7:05 PM	MASN					
142	9/6	vs. LAD	7:05 PM	MASN					
143	9/7	vs. LAD	1:35 PM	MASN					
	9/8	OFF DAY							
144	9/9	vs. PIT	6:35 PM	MASN					
145	9/10	vs. PIT	6:35 PM	MASN					
146	9/11	vs. PIT	1:05 PM	MASN					
147	9/12	at TOR	7:07 PM	MASN2					
148	9/13	at TOR	3:07 PM	MASN2					
149	9/14	at TOR	1:37 PM	MASN2					
150	9/15	at CWS	7:40 PM	MASN2					
151	9/16	at CWS	7:40 PM	MASN2					
152	9/17	at CWS	2:10 PM	MASN2					
153	9/18	vs. NYY	7:15 PM	FOX					
154	9/19	vs. NYY	7:05 PM	MASN					
155	9/20	vs. NYY	7:05 PM	MASN					
156	9/21	vs. NYY	1:35 PM	MASN					
	9/22	OFF DAY							
157	9/23	vs. TB	6:35 PM	MASN2					
158	9/24	vs. TB	6:35 PM	MASN2   FS1 <sup>+</sup>					
159	9/25	vs. TB	1:05 PM	MASN					
160	9/26	at NYY	7:05 PM	MASN					
161	9/27	at NYY	1:05 PM	MASN					
162	9/28	at NYY	3:05 PM	MASN					
SEPTEMBER TOTALS: 0-0				TEAM ERA: ---	TEAM AVG: ---				
*Indicates home sellout									
^Indicates out-of-market broadcast									
Pitchers in CAPS indicates complete game									
All times listed are Eastern									
MASN and MASN2 games can also be streamed locally via <a href="#">MASN+</a>									
All games broadcast on the Orioles Radio Network and 98 Rock 97.9 FM/HD2 & WBAL NewsRadio 1090 AM/101.5 FM									









DELAYS & POSTPONEMENTS			
DATE	OPPONENT (Reason)	TIME (Delay)	RESULT
7/20	at TB (rain)	2:36 (top 7 <sup>th</sup> )	W, 5-3
7/13	vs. MIA (inclement weather)	1:38 (pregame)	L, 11-1
7/9	vs. NYM (inclement weather)	Postponed	Rescheduled for a DH on 7/10
7/8	vs. NYM (inclement weather)	0:46 (pregame)	L, 7-6
6/19	at TB (inclement weather)	0:10 (pregame)	W, 4-1
6/13	vs. LAA (rain)	2:16 (pregame, bottom 5 <sup>th</sup> )	W, 2-0
5/28	vs. STL (rain)	0:31 (pregame)	L, 6-4
5/24 (G1)	at BOS (rain)	0:26 (pregame)	L, 6-5
5/23 (G2)	at BOS (rain)	Postponed	Rescheduled for a DH on 5/24
5/22	at BOS (rain)	Postponed	Rescheduled for a DH on 5/23
5/16	vs. WSH (inclement weather)	0:12 (pregame)	L, 4-3
5/13	vs. MIN (inclement weather)	Postponed	Rescheduled for a DH on 5/14
5/3	vs. KC (rain)	0:57 (top 2 <sup>nd</sup> )	L, 4-0
4/25	at DET (inclement weather)	Postponed	Rescheduled for a DH on 4/26
4/11	vs. TOR (rain)	Postponed	Rescheduled for a DH on 7/29

TOTAL TIME OF DELAYS: 9:32

COLDEST GAME TIME TEMPERATURE: 45 degrees, April 5 at Kansas City (W, 8-1)

WARMEST GAME TIME TEMPERATURE: 100 degrees, 2x, last: June 24 vs. Texas (L, 6-5 [10])