

GAME INFORMATION

Atlanta Braves Baseball Communications Department • SunTrust Park • Atlanta, GA 30339
404.522.7630 | braves.com | bravesmediacenter.com |  /braves |  @braves |  @braves



ATLANTA BRAVES (75-52, 1st NL East, +6.0)

vs.

MIAMI MARLINS (45-79, 5th NL East, -28.5)

RH Julio Teheran (7-8. 3.71) vs. LH Caleb Smith (8-6, 3.63)

Game No. 128 • Home Game No. 65

August 21, 2019 • 7:20 p.m. • SunTrust Park • Atlanta, GA • FSSE

Braves vs. Marlins

	2018	2019	All-Time
Overall	14-5	13-4	267-183
at Atlanta	8-1	5-2	143-83
at SunTrust Park ('17)	---	---	19-6
at Turner Field ('97-'16)	---	---	106-69
at Miami	6-4	8-2	124-101
at Marlins Park ('12)	---	---	49-25

30-30-30

3B Josh Donaldson hit his 29th home run of the season Saturday, and is looking to join 1B Freddie Freeman and OF Ronald Acuña Jr. with 30 homers this season.


Six different Braves teams have had at least three different players reach 30 homers in a season, with the last being the 2003 club (Andruw Jones, Javy Lopez, Gary Sheffield).


The 1998 team had a record four players.


Braves Breakdown


Overall	75-52
Home.....	37-27
Road	38-25
Day	19-11
Night	56-41
Current Streak.....	W3
Last 5 Games	3-2
Last 10 Games	7-3
March.....	0-3
April.....	14-12
May.....	16-12
June.....	20-8
July.....	14-10
August.....	11-7
Vs. LHSP.....	19-10
Vs. RHSP.....	56-42
Series Opener.....	21-20
Series Opener at Home	11-10
Series Opener on Road	10-10
By Series	25-9-6
By Home Series.....	12-4-4
By Road Series.....	13-5-2
Rubber Games	13-3
Sweeps/Were Swept	6-5
Scored First	56-21
Opponent Scored First.....	19-31
1-run games	22-13
1 or 2 run games.....	37-24
Comeback Wins	27-28
Last AB Wins	18-13
Walkoff Wins	7-4
Extra Innings	10-5
Led After 6	57-6
Led After 7	58-5
Led After 8	63-4
Tied After 6	6-4
Tied After 7	6-8
Tied After 8	6-6
Behind After 6.....	12-42
Behind After 7	10-39
Behind After 8	4-42
Division Games	33-21
Vs. Other Divisions.....	42-31
Vs. A.L. Teams	6-5
Vs. N.L. Teams	69-47
Vs. A.L. Central.....	6-5
Vs. N.L. East	33-21
Vs. N.L. Central.....	20-13
Vs. N.L. West	16-13
Hit 0 HR	9-16
Hit 1+ HR.....	66-36
Hit 2+ HR.....	47-17
Scored 3 or Fewer Runs	7-30
Scored 4 or More Runs.....	68-22
Scored 5 or More Runs.....	55-9
Allowed 3 or Fewer Runs.....	43-5
Allowed 4 or More Runs.....	32-47
Allowed 5 or More Runs.....	21-41
More Hits than Opponent	47-11
Fewer Hits than Opponent	17-35
Committed No Errors	46-30
Committed 1 or More Errors..	29-22
Before All-star Game	54-37
After All-star Game.....	21-15
Starter Goes at least 5 inn.....	62-34
Starter Goes at least 6 inn.....	45-19
Starter Goes at least 7 inn.....	14-5

TONIGHT’S GAME: The Braves and Marlins continue a three-game series tonight with the 18th of 19 match-ups between the teams this season...These three games will conclude the season series between the clubs.


 The Braves are one win shy of tying the franchise record for most single-season victories against Florida/Miami...The Braves went 14-5 (.737) against the Marlins last season, matching the mark first set in 2004 and repeated in 2012...The Braves are 13-4 this season against Miami following last night’s win, with two more games to play.


 The Braves’ 27 wins over Miami the last two seasons are the most by any National League team against a single opponent...Atlanta has outscored Miami 194-113 (+81) in these games.

 RH Julio Teheran is 9-6 with a 3.60 ERA (58 ER/145.0 IP) in 24 career games against Miami, and 2-0 with a 0.36 ERA (1 ER/25.0 IP) in four starts this season...He opened his season with 24.0 consecutive scoreless innings against Miami before allowing a solo home run in his final inning of his last start against them.


 LH Caleb Smith makes his fifth career start against Atlanta, and is 1-2 with a 5.73 ERA (14 ER/22.0 IP) over his first four games...In three starts this season, he is 1-1 with a 6.48 ERA (12 ER/16.2 IP), including allowing 10 hits and six runs in 4.2 innings in his last start against the Braves, August 9 at Marlins Park.


FOURTEEN WINS: With a win tonight or tomorrow, Atlanta will have 14 wins over Miami for the second consecutive season...The Braves went 14-5 against the Marlins last season.

 The last time the franchise won at least 14 games against a single opponent in consecutive years was 1965 and 1966, when the Milwaukee Braves and Atlanta Braves had identical 14-4 records against the Houston Astros.


 The Washington Nationals are the last team in the majors to beat a single opponent at least 14 times in consecutive seasons, when they went 14-5 and 15-4 against Atlanta in 2015 and 2016.


ROSTER MOVE: The Braves today recalled C Alex Jackson from Triple-A Gwinnett and placed C Brian McCann on the 10-day injured list with a left knee sprain.


 Jackson was recalled for his second stint with Atlanta this season, after also being up from April 7 to April 17...He went 0-for-10 with a walk and three strikeouts in three games while with the Braves.

 In 81 games with Triple-A Gwinnett, Jackson has 25 homers and 57 RBI in 81 games, batting .224/.311/.510...He is currently rated by MLB. com as Atlanta’s No. 25 prospect.


LOOKING FOR 30/30: OF Ronald Acuña Jr. enters today’s game with a National League-most 29 stolen bases this season, leaving him one shy of the fifth 30 home run/30 stolen base season in Braves franchise history.

 Acuña Jr. is also looking to become the second player in baseball history to have at least 30 home runs and 30 stolen bases in a season prior to his 22nd birthday...The only player to do so was Mike Trout, who had 30 home runs and 49 stolen bases as a 20-year-old in 2012.


 Only three Braves have gone 30/30 at any age, with OF Ron Gant doing it last in 1990 and 1991.


 OF Hank Aaron was the first to do so, accomplishing the feat in 1963, while OF Dale Murphy also did it in 1983.

30/30 BY TEAM GAME: OF Ronald Acuña Jr. stands one stolen base away from a 30/30 season, and today is team game No. 128...The quickest a Braves player has ever recorded a 30/30 season is team game No. 149, set by Ron Gant in 1991...The quickest major leaguer to accomplish the feat in the modern era was Cincinnati’s Eric Davis, who needed just 105 team games and 90 personal games in 1987.


 Gant needed 154 games for his first 30/30 season in 1990...Hank Aaron used 160 team games for the first 30/30 season in Braves history, while Dale Murphy accomplished the feat in 153 team games during the 1983 season.


ONE HUNDRED RBI: Freddie Freeman drove in four runs last night, and now has a majors-most 102 RBI on the season...This year marks the second 100-RBI season of his career...He drove in a career best 109 runs in 2013.

 Freeman hit the 100-RBI mark in Atlanta’s 127th game of the season...He became the ninth Braves player to reach the mark that fast and the first since Andruw Jones in 2006 (116 games).

 Freeman also has 99 runs on the season, and is looking for the first 100 RBI/100 run season by a Braves player since Chipper Jones in 2007 (102 RBI/108 runs).

TEHERAN VS. MIAMI: RHP Julio Teheran makes his fifth start of the season against Miami tonight, and is 2-0 with a 0.36 ERA (1 ER/25.0 IP) in his first four turns.

 He tossed 24.0 consecutive scoreless innings against Miami to open the season, before allowing a home run to Starlin Castro leading off the seventh inning in his last start against them, August 9 at Marlins Park.

 Since the Braves moved to Atlanta in 1966, just three starters have pitched at least 25.0 innings against one opponent in a season and allowed no more than one run...Pat Jarvis allowed one run over 31.1 innings to Houston in 1971, Ron Reed held San Diego to one run in 26.0 innings in 1974, and Pete Smith tossed 25.0 scoreless innings against the Cubs in 1988.

Upcoming Schedule and Probable Pitchers

DATE	OPP.	PROBABLE PITCHERS	TV	TIME
Thurs., Aug. 22	MIA	RH Mike Soroka (10-2, 2.41) vs. RH Sandy Alcantara (4-11, 4.35)	FSSE	7:20
All times listed are Eastern; All games broadcast on 680 The Fan and the Braves Radio Network FSSE-Fox Sports Southeast; FSSO-Fox Sports South				

Braves Bullpen Briefs

Jerry Blevins • LHP • 6-6 • 190 • 35 yrs • #50

Saves/Opp: 1/1 **Holds:** 8 **1st Batter/Retired:** 34/26 **Inherited Runners/Scored:** 19/5

- Is 1-0 with 3.91 ERA (11 ER/25.1 IP) in 34 games with Atlanta...Twenty-eight of his 34 appearances have been scoreless, including 15 of his last 18.
- Converted his first save chance of the season, 8/14 vs. NYM...Was the seventh save of his career.
- Celebrated 10 years of major league service time on July 27.
- Has a 27.00 ERA (6 ER/2.0 IP) against LAD this season...Has a 1.93 ERA (5 ER/23.1 IP) against all other teams.
- Nineteen of his 34 appearances have been less than 1.0 inning.
- Holding left-handed batters to a .159 (7-for-44) average with 14 strikeouts...Righties are 13-for-51 (.255).
- Atlanta acquired him from the Oakland A's on 4/28 in exchange for cash considerations...Was designated for assignemnt by Atlanta on 5/14 and re-signed to a major league contract on 5/18.

Shane Greene • RHP • 6-4 • 200 • 30 yrs • #19

Saves/Opp: 0/2 **Holds:** 3 **1st Batter/Retired:** 10/4 **Inherited Runners/Scored:** 4/4

- Is 0-1 with a 7.56 ERA (7 ER/8.1 IP) in 10 games with the Braves, and 0-3 with a 2.33 ERA (12 ER/46.1 IP) in 48 games on the season...He has converted 22 of 27 save opportunities.
- Has four consecutive scoreless appearances spanning 4.0 innings, allowing just two hits and striking out seven.
- Allowed runs in four of his first six appearances with the Braves, and allowed all four inherited runners to score.
- Made his Braves debut on 8/3 vs. CIN, allowing a run in the ninth inning to blow a save.
- Acquired from Detroit on 7/31 in exchange for LHP Joey Wentz and OF Travis Demeritte...Prior to joining the Braves ranked fourth in the American League with his 22 saves, while his 1.18 ERA was the second lowest in baseball to San Diego's Kirby Yates among qualifying relievers.
- Was 0-2 with 22 saves and a 1.18 ERA (5 ER/38.0 IP) with 43 strikeouts and 12 walks in 38 games out of the bullpen for the Tigers this season.

Luke Jackson • RHP • 6-2 • 210 • 27 yrs • #77

Saves/Opp: 18/25 **Holds:** 6 **1st Batter/Retired:** 56/36 **Inherited Runners/Scored:** 19/9

- Is 6-2 with a 3.57 ERA (23 ER/58.0 IP) in 56 games this season...Has converted 18 of his 25 save chances after logging just one career save prior to 2019...His seven blown saves are tied for second most in the majors.
- Per Statcast, has an expected batting average of just .211 and an average exit velocity of 87.3 mph...Opponents are officially batting .268 (61-for-228).
- Earned his 18th save, 8/11 at Miama...Has four saves of at least 1.1 innings.
- Left-handers have just 16 hits in 87 at-bats (.184) against him...Righties are hitting .319 (45-for-141).
- Has fanned 78 batters in 58.0 innings for a career-best 12.10 SO/9.0 IP ratio.
- Recorded his second consecutive two-inning save, 5/15 vs. STL, to become the first Braves closer with back-to-back two-inning saves since Hall of Famer John Smoltz in 2002

Chris Martin • RHP • 6-8 • 225 • 33 yrs • #51

Saves/Opp: 0/1 **Holds:** 2 **1st Batter/Retired:** 9/8 **Inherited Runners/Scored:** 1/1

- Is 1-3 with a 3.74 ERA (19 ER/45.2 IP) in 47 games on the season, including a 7.04 ERA (6 ER/7.2 IP) in nine games with Atlanta.
- Has retired nine straight batters over his last three outings, and earned his second hold with the Braves, 8/18 vs. LAD.
- Acquired from Texas on 7/30 in exchange for LHP Kolby Allard...Made his Braves debut on 8/2 vs. CIN with a perfect eighth inning.
- Went 0-2 with a 3.08 ERA (13 ER/38.0 IP) in 38 games out of the bullpen for Texas this season with 43 strikeouts and just four walks.
- Before joining Atlanta, had a rate of 0.95 BB/9 which ranked fifth best among qualifying relievers in the majors.
- Was in his second season with the Rangers, joining Texas as a free agent in December of 2017.

Mark Melancon • RHP • 6-2 • 230 • 34 yrs • #36

Saves/Opp: 3/3 **Holds:** 0 **1st Batter/Retired:** 9/8 **Inherited Runners/Scored:** 1/0

- Is 4-2 with a 4.02 ERA (24 ER/53.2 IP) in 52 games this season between Atlanta and San Francisco...In nine games with the Braves, has a 7.36 ERA (6 ER/7.1 IP), but a 0.90 FIP.
- Has converted each of his three save chances with Atlanta, last on 8/18 vs. LAD...Was his 186th career save.
- Allowed four runs in 0.1 inning, 8/10 at MIA...The outing stopped an 11-game scoreless streak that dated to 7/14.
- Acquired from San Francisco in exchange for RHP's Dan Winkler and Tristan Beck on 7/31...Was 4-2 with a 3.50 ERA (18 ER/46.1 IP) in 43 appearances out of the San Francisco pen.
- Is a three-time All-Star, appearing for the National League club in 2013, 2015 and 2016 while with Pittsburgh.
- Prior to joining Atlanta, owned a 27-26 career record with a 2.82 ERA (176 ER/562.1 IP) and 183 saves in 560 games, all in relief...His 183 saves ranked seventh most among all active pitchers...Among qualified active relievers, his 85.1 (183-for-215) career save percentage was fifth best in the majors.

Sean Newcomb • LHP • 6-5 • 255 • 26 yrs • #15

Saves/Opp: 1/3 **Holds:** 12 **1st Batter/Retired:** 36/25 **Inherited Runners/Scored:** 15/6

- Is 6-3 with a 3.46 ERA (21 ER/54.2 IP) in 40 games this year, including four starts...Has 12 holds and just two blown saves.
- Has pitched to an 11.25 ERA (10 ER/8.0 IP) in his last nine appearances, allowing five walks and four homers...Has been scored on in five of the nine outings.
- Went a career-high 11 consecutive appearances without allowing an earned run, 5/29-6/29...Has nine relief appearances of more than 1.1 inning, including five of more than 2.0 frames.
- Opened the year in the starting rotation, before moving to the bullpen on 5/4...Has a 3.40 ERA (15 ER/39.2 IP) in 36 games in relief...Has issued just 10 walks and struck out 41 hitters since joining the bullpen.
- Fanned a season-high six over 4.2 scoreless innings, 6/10 vs. PIT...Threw 40 strikes in 55 total pitches.
- Recorded his first career save, 5/20 at SF...Became the first Braves pitcher to start multiple games and earn a save in the same season since Matt Wisler in 2016.

Anthony Swarzak • RHP • 6-4 • 215 • 33 yrs • #38

Saves/Opp: 1/1 **Holds:** 16 **1st Batter/Retired:** 32/23 **Inherited Runners/Scored:** 19/6

- Is 1-1 with a 2.70 ERA (9 ER/30.0 IP) in 32 appearances with the Braves, and 3-3 with a 3.50 ERA (17 ER/43.2 IP) over 47 games on the season...Atlanta acquired him from the Seattle Mariners, 5/20, in exchange for LHP Jesse Biddle and RHP Arody's Vizcaino.
- Is a perfect 16-for-16 in hold chances with Atlanta, and has converted his only save opportunity.
- Since returning from the injured list on 7/12, is 1-1 with a 5.68 ERA (8 ER/12.2 IP) in 14 games...In 17 games with Atlanta prior to the stint, had a 0.52 ERA (1 ER/17.1 IP).
- Twenty-seven of his 32 outings since joining the Braves have been scoreless.
- Had a 17.0-inning scoreless streak that dated to 5/31, and was the longest scoreless stretch in the majors at the time...Was also the longest scoreless streak of his career.
- Opponents are batting just .228 (37-for-162) against him, with lefties hitting .224 (13-for-58) and righties batting .231 (24-for-104)...Thirteen of the 37 hits he's allowed have gone for extra bases (1 2B, 1 3B, 11 HR).

Josh Tomlin • RHP • 6-1 • 190 • 34 yrs • #32

Saves/Opp: 2/4 **Holds:** 5 **1st Batter/Retired:** 40/28 **Inherited Runners/Scored:** 23/3

- Is 1-1 with a 4.29 ERA (31 ER/65.0 IP) in 40 games this season...Recorded his first career save, 6/9 at MIA.
- Pitched a career-most 5.0 innings of relief, 8/15 vs. NYM...Threw 67 pitches.
- Has walked seven batters in 65.0 innings on the season for a 0.97 BB/9.0 IP mark, the best in the majors (min. 50. IP).
- His 65.0 innings pitched are second most among National League relievers...Has gone at least 2.0 innings in 19 of his appearances.
- Allowed just three of 23 inherited runners to score (15.0%).
- Tied a season high in runs allowed,8/7 at MIN, giving up four runs in just 0.2 innings pitched.
- Prior to this season, spent his entire professional career with Cleveland after the club selected him in the 2006 draft...Went 2-5 with a 6.14 ERA (48 ER/70.1 IP) in 32 games, nine starts, for the Indians last season.

Team Bullpen Totals

W-L: 32-17 **SV-OPP:** 35-56 **ERA:** 4.38

IP: 456.1 **R:** 253 **ER:** 222

HITS/HR: 453/74 **BB:** 211 **SO:** 469

1st Batter Faced/Retired: 445/301 (67%)

Inherited Runners/Scored: 215/73 (34%)

Braves Bullpen By Month

Month	W-L	ERA	SV-OP	IP	H	R	ER	BB	SO	HR
March	0-1	10.32	0-0	11.1	10	13	13	9	12	5
April	6-4	3.69	6-10	92.2	81	47	38	56	99	11
May	6-4	4.50	8-13	106.0	106	58	53	45	112	19
June	10-3	2.59	10-16	111.0	94	46	32	36	116	13
July	6-1	5.76	6-8	75.0	79	48	48	47	72	15
August	4-4	5.97	5-9	60.1	83	41	40	18	58	11
September	0-0	--	0-0	0.0	0	0	0	0	0	0

Most Recent Appearances

JERRY BLEVINS

DATE	OPP	DEC	IP	H	R	ER	BB	SO	HR
7/18	vs. WSH	ND	1.0	0	0	0	0	1	0
7/19	vs. WSH	ND	0.1	0	0	0	0	0	0
7/27	at PHI	ND	1.1	2	1	1	1	3	0
7/29	at WSH	ND	1.0	0	0	0	1	1	0
8/2	vs. CIN	ND	1.0	0	0	0	2	0	0
8/4	vs. CIN	ND	0.2	0	0	0	1	0	0
8/8	at MIA	ND	1.0	0	0	0	0	0	0
8/13	vs. NYM	H, 8	0.1	0	0	0	0	0	0
8/14	vs. NYM	S, 1	0.1	0	0	0	0	1	0
8/16	vs. LAD	ND	1.0	2	2	2	0	1	1

SHANE GREENE

DATE	OPP	DEC.	IP	H	R	ER	BB	SO	HR
8/3	vs. CIN	BS, 4	1.0	3	1	1	1	0	0
8/4	vs. CIN	L, 0-3	1.0	4	3	3	0	1	1
8/6	at MIN	ND	1.0	1	1	1	0	2	1
8/9	at MIA	H, 1	0.1	1	0	0	0	1	0
8/10	at MIA	BS, 5	0.2	2	0	0	1	0	0
8/13	vs. NYM	ND	0.1	2	2	2	0	0	0
8/14	vs. NYM	ND	1.0	0	0	0	0	1	0
8/17	vs. LAD	H, 2	1.0	0	0	0	0	3	0
8/18	vs. LAD	H, 3	1.0	0	0	0	0	0	0
8/20	vs. MIA	ND	1.0	2	0	0	0	3	0

LUKE JACKSON

DATE	OPP	DEC.	IP	H	R	ER	BB	SO	HR
7/31	at WSH	ND	0.0	2	2	2	0	0	0
8/3	vs. CIN	W, 6-2	1.0	0	0	0	0	3	0
8/6	at MIN	ND	0.2	0	0	0	2	0	0
8/7	at MIN	ND	0.2	2	0	0	0	0	0
8/10	at MIA	H, 4	0.2	1	0	0	1	1	0
8/11	at MIA	S, 18	1.0	3	0	0	0	0	0
8/13	vs. NYM	ND	1.0	0	0	0	0	2	0
8/17	vs. LAD	H, 5	1.0	1	1	1	1	2	1
8/20	vs. MIA	H, 6	1.0	0	0	0	0	2	0

CHRIS MARTIN

DATE	OPP	DEC.	IP	H	R	ER	BB	SO	HR
7/26	at OAK*	S, 4	1.0	1	0	0	1	2	0
8/2	vs. CIN	ND	1.0	0	0	0	0	1	0
8/5	at MIN	L, 0-3	0.2	2	2	2	0	0	1
8/7	at MIN	ND	1.0	1	0	0	0	2	0
8/9	at MIA	ND	0.2	2	3	3	1	1	0
8/11	at MIA	H, 13	1.0	1	0	0	0	2	0
8/14	vs. NYM	BS, 2; W, 1-3	0.1	2	1	1	0	0	0
8/16	vs. LAD	ND	1.0	0	0	0	0	2	0
8/18	vs. LAD	H, 14	1.0	0	0	0	0	1	0
8/20	vs. MIA	ND	1.0	0	0	0	0	1	0

MARK MELANCON

DATE	OPP	DEC.	IP	H	R	ER	BB	SO	HR
7/30	at PHI*	ND	1.0	0	0	0	0	2	0
8/3	vs. CIN	ND	1.0	1	0	0	1	0	0
8/5	at MIN	ND	1.0	0	0	0	0	2	0
8/7	at MIN	ND	0.1	0	0	0	0	0	0
8/9	at MIA	ND	1.0	1	0	0	0	2	0
8/10	at MIA	ND	0.1	4	4	4	0	1	0
8/13	vs. NYM	S, 2	1.0	0	0	0	0	2	0
8/14	vs. NYM	ND	0.2	4	2	2	0	1	0
8/17	vs. LAD	S, 3	1.0	1	0	0	0	1	0
8/18	vs. LAD	S, 4	1.0	0	0	0	0	1	0

SEAN NEWCOMB

DATE	OPP	DEC.	IP	H	R	ER	BB	SO	HR
7/26	at PHI	W, 4-1	0.1	0	0	0	0	0	0
7/28	at PHI	ND	0.2	2	3	3	1	1	1
7/31	at WSH	BS, 1; W, 5-1	1.0	1	0	0	1	1	0
8/4	vs. CIN	ND	2.0	0	0	0	0	2	0
8/6	at MIN	ND	1.0	3	3	3	0	1	1
8/10	at MIA	L, 5-2	0.1	1	1	0	0	0	0
8/11	at MIA	H, 11	0.2	0	0	0	2	2	0
8/14	vs. NYM	H, 12	0.2	1	1	1	0	0	0
8/16	vs. LAD	BS, 2; L, 5-3	0.1	2	3	3	1	1	2
8/17	vs. LAD	W, 6-3	1.1	0	0	0	0	0	0

ANTHONY SWARZAK

DATE	OPP	DEC	IP	H	R	ER	BB	SO	HR
7/30	at WSH	ND	0.2	2	2	2	0	1	1
7/31	at WSH	H, 13	1.0	1	1	1	0	0	1
8/4	vs. CIN	ND	1.1	1	0	0	1	1	0
8/6	at MIN	ND	1.0	1	0	0	0	1	0
8/7	at MIN	ND	1.0	0	0	0	1	0	0
8/10	at MIA	H, 14	0.1	2	2	2	0	0	1
8/11	at MIA	H, 15	0.1	0	0	0	0	0	0
8/13	vs. NYM	H, 16	0.1	2	0	0	0	0	0
8/15	vs. NYM	ND	1.2	3	0	0	1	1	0
8/18	vs. LAD	W, 3-3	1.0	1	0	0	0	0	0

JOSH TOMLIN

DATE	OPP	DEC.	IP	H	R	ER	BB	SO	HR
7/15	at MIL	ND	1.0	3	2	2	0	1	1
7/17	at MIL	ND	2.0	1	0	0	1	1	0
7/21	vs. WSH	ND	1.0	0	0	0	0	0	0
7/23	vs. KC	ND	0.2	0	0	0	0	0	0
7/26	at PHI	ND	2.0	1	1	1	0	2	1
7/28	at PHI	ND	1.1	1	0	0	1	3	0
7/31	at WSH	S, 2	1.0	1	0	0	1	0	0
8/2	vs. CIN	ND	2.1	2	0	0	0	1	0
8/7	at MIN	ND	0.2	4	4	4	1	0	1
8/15	vs. NYM	ND	5.0	10	4	4	0	2	1

**With Previous Team*

Braves Bits

Ronald Acuña Jr. • OF • 6-0 • 205 • 21 yrs • #13

MIA Series: .250 (1-4)Last HR: 8/15/19 vs. NYM (Gagnon)

Homestand: .259 (7-27, 2 HR)Current Streak: 2 games (2-6, .333)

Season Long Streak: 10 games, twice, last: 7/31-8/9 (18-47, .383, 7 HR)

- Has 35 homers and a NL-most 29 steals...Seeking to become second player in baseball history to have at least 30 homers and 30 steals in a season prior to turning 22...Mike Trout is the other (30 HR and 49 SB in 2012 as a 20-year-old)...Only three other Braves have gone 30/30 at any age (R. Gant, 1990 and 1991; D. Murphy, 1983; H. Aaron, 1963).
- Earned MLB's Play of the Week for the period of 8/12-18...Playing left field on 8/15, ran to the wall, jumped, and robbed a potential home run from the Mets' J.D. Davis.
- Scored in first inning on 8/13, his 100th run this season...It was ATL's 121st game...Became third-quickest Brave in the modern era to reach 100 runs...The only players quicker were Tommy Holmes (1945) and Dale Murphy (1983)...Acuña Jr. leads the NL with 105 runs.
- Homered twice, 8/9 at MIA, his third career multi-homer game...Was last of four straight games with a homer...Had franchise record-tying five-game streak last season...Is first player in majors history to have two homer streaks of four or more games prior to turning 22.
- Hit 50th career home run on 7/21 vs. WSH...At 21 years, 215 days old, became fourth youngest player to reach the 50-homer milestone (M. Ott, T. Conigliaro and A. Jones).
- Agreed to terms, 4/2, on an eight-year, \$100 million contract extension with Atlanta that runs through 2026...It is the largest contract in major league history for a player under team control with as little service time as Acuña Jr. (165 days at time of extension).

Ozzie Albies • INF • 5-8 • 165 • 22 yrs • #1

MIA Series: .000 (0-4)Last HRs: 8/9/19 at MIA (Smith)

Homestand: .179 (5-28)Current Streak: 0-5

Season Long Streak: 8 games, 8/3-10 (19-38, .500, 3 HR)

- Despite being 5-for-28 this homestand, still has 26 hits in 18 games this month, batting .342/.383/.592 in August...Has 148 hits for the season, fifth most in the National League.
- Has 44 multi-hit games, tied for second in the NL with Freddie Freeman...Has 14 games with at least three hits, third most in the NL...In career, has 32 games with at least three hits, the second most by a Brave prior to his 23rd birthday...Hank Aaron has the most with 36.
- Had four-hit games on 8/6, 8/7 and 8/9...Had one such game in his first 328 career games...Is only the third Braves player since 1908 to have three four-hit games in a span of four games...The others: Marcus Giles in 2006 and Kenny Lofton in 1997.
- Multi-homer game on 8/7 at MIN was his third of the season...Only eight other times in Braves history has a player had at least three multi-homer games in a season prior to turning 23...Jeff Francoeur was the last Brave to do so...He also had three as a 22-year-old (2006).
- Hit fourth career grand slam on 7/27 at PHI...One of five players in baseball history with four grand slams before his 23rd birthday (K. Griffey Jr., E. Mathews, G. Stanton, T. Williams).
- Signed a seven-year, \$35 million contract extension with Atlanta on 4/11, that will keep him in Atlanta through 2025...Has club options for the 2026 and 2027 seasons.

Charlie Culberson • UTIL • 6-1 • 200 • 30 yrs • #8

MIA Series: DNPLast HR: 7/29/19 at WSH (Doolittle)

Homestand: .000 (0-8)Current Streak: 0-13

Season Long Streak: 5 games, 5/8-16 (7-9, .778, HR)

- Matched his career-high with four hits on 8/7 at Minnesota...Has made 13 starts this season...In those games, hitting .269/.296/.308 (14-52) with three RBI.
- Has two pinch-hit homers this season...Is 15-for-45 (.333) as a pinch hitter...The ATL franchise record for batting average in that role (min. 40 ABs) is .353 (T. Gregg, 1990)...Ranks second in majors with 15 pinch hits (Sandoval, 18)...Has 10 RBI in that role, tied for most in majors (José Osuna)...Is also third in majors with six extra-base pinch hits.
- Earned MLB's Play of the Week for the period of 7/1-7...Entered the game on 7/7 vs. Miami as a defensive replacement in left field...In a one-run game with the bases loaded and no outs in the ninth inning, threw out tying run at the plate to complete double play.

Josh Donaldson • INF • 6-1 • 210 • 33 yrs • #20

MIA Series: .250 (1-4)Last HR: 8/17/19 vs. LAD (Ryu)

Homestand: .440 (11-25, 3 HR)Current Streak: 7 games (11-25, .440, 3 HR)

Season Long Streak: 11 games, 7/29-8/8 (13-39, .333, 3 HR)

- Hit his 29th double on Tuesday...Also has 29 home runs...Is seeking to become the 13th player in Braves history to record 30 doubles and 30 homers in a season...Six players have done so multiple times...Hank Aaron had a franchise-record six of these seasons...Freddie Freeman was the last do so, recording 43 doubles and 34 home runs in 2016.
- Has 21 home runs since 6/11, a stretch of 61 games, second in the National League in that time...The Dodgers' Cody Bellinger has the most with 22...Hit his 200th career home run 7/7 vs. Miami...Thirty-eight other active players have hit at least that many.
- Has hit six homers off left-handers this season, all since 6/16...Hitting just .229 (22-96) against southpaws but has drawn 21 walks in 120 plate appearances...His .383 on-base versus lefties is better than his .382 mark in 401 plate appearances against righties.
- Has 26 walks in 36 games since the All-Star break, tied for second in the NL in that time...Juan Soto has 27...For the season, has 75 walks, tied for fourth in the NL, including 20 games with at least two walks...Only C. Santana (25) and R. Hoskins (21) have more.

Adam Duvall • OF • 6-1 • 215 • 30 yrs • #23

MIA Series: DNPLast HR: 8/17/19 vs. LAD (Ryu)

Homestand: .182 (2-11, HR)Current Streak: 0-3

Season Long Streak: 6 games, 7/27-8/1 (12-25, .480, 5 HR)

- Was recalled Saturday for second time this season...Also came up on 7/27 and played in 19 games...Hit five home runs in his first six games...Since, is 6-for-49 (.122) with one homer (15 games)...Homered in a career-high-tying three consecutive games from 7/30 to 8/1.
- In 94 games with Gwinnett, batted .259/.349/.582...At the time of his first recall, led the International League in home runs (29) and RBI (84), and ranked second in extra-base hits (51) and fifth in slugging percentage (.582)...His 29 home runs set a new single-season record for Gwinnett, and he is eight RBI short of the single-season RBI record.
- Was acquired by the Braves on 7/30 of last season...In 33 games with Atlanta, hit .132/.193/.151 with one extra-base hit (a double) and no RBI...From 2014-2018, hit 87 home runs, including posting back-to-back 30-homer seasons in 2016 and 2017.

Tyler Flowers • C • 6-4 • 260 • 33 yrs • #25

MIA Series: .000 (0-3)Last HR: 8/4/19 vs. CIN (Hernandez)

Homestand: .200 (2-10)Current Streak: 0-4

Season Long Streak: 6 games, 6/9-22 (9-21, .429, 2 HR)

- Eight of his nine home runs have come off right-handers...Batting .268 (38-142) with an .827 OPS against righties (.327 on-base, .500 slugging)...Would be the best full-season mark of his career...Against lefties this year is hitting .125 (9-72)...Batted .348 (23-66) versus southpaws last year, hitting five of his eight home runs off them.
- Hitting .242/.324/.445 in wins this season...Conversely, batting .186/.247/.337 in losses.
- Has been hit by 43 pitches since joining ATL, the fifth most in Atlanta-era of team history.
- Went 4-for-4 with two singles and two home runs, 4/26 vs. COL...Became the fifth Atlanta catcher with a four-hit, multi-homer game and the first since Brian McCann on 5/28/11 vs. CIN...Gene Oliver, Joe Torre, Earl Williams and Eddie Perez also did so.

Freddie Freeman • INF • 6-5 • 220 • 29 yrs • #5

MIA Series: .750 (3-4, 2 HR)Last HRs: 8/20/19 vs. MIA (Hernandez and Kinley)

Homestand: .269 (7-26, 4 HR)Current Streak: 1 game (3-4, .750, 2 HR)

Season Long Streak: 8 games, three times, last: 7/18-27 (12-29, .414)

- Drove in four runs Tuesday and now leads the majors in RBI (102)...His 100th RBI came on a fifth-inning home run...Has reached the 100-RBI milestone for second time in his career (109, 2013)...Is the quickest Brave to 100 RBI, by team games, since 2006...Andruw Jones drove in his 100th RBI in Atlanta's 116th game...Freeman did so in 127 team games...Freeman has at least one RBI in 64 games, easily the most in the majors.
- Scored three runs on Tuesday and has now scored 99 runs this season...Along with his 100 RBI, is seeking to become the first Braves player since Chipper Jones in 2007 to drive in 100 and score 100 in a season...That year, Jones had 102 RBI and 108 runs.
- Had his second multi-homer game in the past five games on Tuesday...Has 15 such games in his career...Between multi-homer games, went 0-for-12, all against the Dodgers.
- Set Atlanta franchise records in June for most RBI in a calendar month (33) and consecutive games with a RBI (10), from 6/12-22, which tied the Braves franchise mark.
- Was the starting first baseman for the National League All-Stars...Also was in 2018...First Atlanta first baseman to win consecutive fan-elected starts since Fred McGriff (1995-96).
- At the All-Star break, had 25 doubles, 23 homers, 68 RBI and 69 runs...Only the second player in Braves history with at least 20 doubles, 20 homers, 60 RBI and 60 runs prior to the break...Gary Sheffield was the other (2003: 21 2B, 22 HR, 70 RBI, 70 runs).
- Is one of six players in franchise history with 300 doubles and 200 home runs, joining Hank Aaron, Andruw Jones, Chipper Jones, Eddie Mathews and Dale Murphy.

Billy Hamilton • OF • 6-1 • 160 • 28 yrs • #9

MIA Series: .000 (0-2)Last HR: 8/29/18 vs. MIL (Peralta)

Homestand: .000 (0-2)Current Streak: 0-2

Season Long Streak: 6 games, 5/6-14 (8-21, .381)

- Claimed off waivers from Kansas City on Monday...Played in 93 games with the Royals this season and hit .211/.275/.269 (58-275) with 12 doubles, two triples and 18 steals.
- Has 295 career stolen bases, fifth among active players...Has only been caught 68 times...His 81.3 percent success rate is 10th among active players...In 2012, when in the minors, set a professional baseball single-season record with 155 steals between two levels.
- Has a 30.0 sprint speed (ft/sec)...In Statcast era, that is the sixth fastest (min. 100 chances).
- Spent the first six seasons of his career with Cincinnati (2013-18) and was a five-time Rawlings Gold Glove finalist in center field...Since his first full season in 2014, has 60 defensive runs saved, seventh most among major league outfielders in that time.

Adeiny Hechavarría • INF • 6-0 • 195 • 30 yrs • #24

MIA Series: .000 (0-3)Last HR: 7/7/19 vs. PHI (Neris)

Homestand: .333 (4-12)Current Streak: 0-4

Season Long Streak: 3 games, 8/16-18 (4-9, .444)

- Signed a one-year major league contract with Atlanta on Friday...Opened the season with the Mets and hit .204/.252/.359 with five homers, 18 RBI and 20 runs scored in 60 games...Signed a minor league contract with New York in February.
- Has four hits in four games with Atlanta and hit safely in his first three games...With New York, never hit in more than two straight...Had one hit in final 23 ABs with Mets.
- Entered this season having played 6,579 career innings at shortstop with 22 defensive runs saved...From his major league debut in 2012 through last season, only Andrelton Simmons, Brandon Crawford and Zack Cozart had more defensive runs saved among active shortstops...When with the Mets, split his season defensively between second base (184.0 IP), shortstop (69.0 IP) and third base (60.1 IP).
- Played for five major league teams over the first seven years of his career: Toronto (2012), Miami (2013-17), Tampa Bay (2017-18), Pittsburgh (2018) and New York - AL (2018).

Alex Jackson • C • 6-2 • 250 • 23 yrs • #12

MIA Series: ---Last HR: None

Homestand: ---Current Streak: None

Season Long Streak: ---

- Was recalled from Triple-A on Wednesday for the second time this year...His other stint, from 4/7-17, was his first major league recall...Went 0-for-10 with one walk in three games...Made his major league debut with a start on 4/7 against MIA...Became only 10th Braves catcher to start his majors debut in the Atlanta-era of Braves history (since 1966).
- In 81 games with Gwinnett hit .224/.311/.510 (65-290) with a career-high 25 home runs, 57 RBI and 49 runs...Had 10 home runs over his final 27 games with the Stripers (since 7/11), including two multi-homer games.
- Had 23 caught stealings in 48 attempts with Gwinnett this season (48.0 CS%).
- Currently ranked by MLB.com as Atlanta's No. 25 prospect.
- Acquired in a trade with Seattle on 11/28/2016...Was the sixth overall pick of the 2014 First-Year Player Draft out of Rancho Bernardo High School (CA).

Matt Joyce • OF • 6-2 • 185 • 35 yrs • #14

MIA Series: .667 (2-3)Last HR: 8/15/19 vs. NYM (Stroman)

Homestand: .444 (8-18, HR)Current Streak: 4 games (6-14, .429, HR)

Season Long Streak: 4 games, 8/15-present (6-14, .429, HR)

- Has hit in a season-best four consecutive games, all starts...Has reached base safely in all 15 of his starts this season, batting .365/.441/.577 (19-52) with two home runs...Reached base five times in a start 6/9 at Miami, only eighth time in his 12-year career he reached that many times, most recently 6/17/2017 with Oakland, vs. New York (AL).
- Is third in the majors with 13 pinch hits, two behind teammate Charlie Culberson...San Francisco's Pablo Sandoval has the most with 18...Has five extra-base pinch hits, part of a four-way tie for fourth in the majors...The group includes Johan Camargo.
- Has two pinch-hit home runs this season, both against Philadelphia (3/28, 7/3)...Ranks second among active players with eight career pinch-hit homers (Matt Adams, 11).
- Acquired from San Francisco on 3/23...Made Atlanta's Opening Day roster, his 10th of his career...Was Oakland's Opening Day starter in left field last year.

Rafael Ortega • OF • 5-11 • 180 • 28 yrs • #18

MIA Series: .000 (0-2)Last HR: 8/18/19 vs. LAD (May)

Homestand: .250 (3-12, HR)Current Streak: 0-3

Season Long Streak: 2 games, 8/17-18 (2-5, .400, HR)

- Hit go-ahead grand slam in sixth inning in win over the Dodgers on Sunday...Hit one previous major league homer in 113 games...That came on May 25, 2016 as a member of the Angels (3-run, off Texas' Shawn Tolleson), a homerless drought of 246 at-bats.
- Had his contract selected from Triple-A Gwinnett on 8/13...Hit .285/.373/.524 in 111 games with the Stripers...At the time of the selection, was leading the International League in doubles (34), extra-base hits (58) and runs (83).
- Hit a career-high 21 homers with Gwinnett...Prior to this season, hit 47 homers in 994 career minor league games, 14 of which came across parts of five seasons in Triple-A.
- Signed a minor-league contract with Atlanta on 11/18/2018...Previously appeared in 109 major league games, across parts of the 2012 (Colorado), 2016 (Los Angeles - AL) and 2018 (Miami) seasons...Hit .236/.291/.286 (76-322) in those games with one homer.

Braves Blasts					
HOME RUN BREAKDOWN					
Braves Solo	120	Opponent Solo	101		
Braves 2-Run	51	Opponent 2-Run	39		
Braves 3-Run	26	Opponent 3-Run	21		
Braves Grand Slams	5	Opponent Grand Slams	4		
Braves Total	202	Opponent Total	165		
2019 BRAVES BACK-TO-BACK HOMERS					
Date	Opp.	Inning	Hitters	Opposing Pitcher(s)	No.
4/20	at CLE	7th	McCann-Joyce	RH Corey Kluber	1
5/22	at SF	2nd	Swanson-Freeman	RH Jeff Samardzija	2
5/24	at STL	6th	Swanson-Freeman	RH Miles Mikolas	3
6/6	at PIT	9th	Acuña Jr.-Swanson	RH Joe Musgrove	4
6/11	vs. PIT	2nd	Donaldson-Markakis	RH Chris Archer	5
6/11	vs. PIT	2nd	McCann-Albies	RH Chris Archer	6
6/17	vs. NYM	8th	McCann-Albies	RH Drew Gagnon	7
6/18	vs. NYM	9th	Freeman-Donaldson	RH Jacob deGrom	8
6/30	at NYM	8th	Markakis-Riley	RH Seth Lugo	9
7/4	vs. PHI	4th	Freeman-Donaldson	RH Edgar García	10
7/28	at PHI	7th	Inciarte-Camargo	RH Aaron Nola	11
8/7	at MIN	1st	Albies-Freeman	LH Martín Pérez	12
8/15	vs. NYM	9th	Freeman-Donaldson	RH Drew Gagnon	13
8/17	vs. LAD	6th	Donaldson-Duvall	LH Hyun-Jin Ryu	14
MULTI-HOMER GAMES					
Player	Career	2019	Last		
Donaldson	19	3	8/15/19 vs. NYM		
	Three-Homer Game (1)	0	8/28/16 at MIN		
Freeman	15	2	8/20/19 vs. MIA		
McCann	15	1	6/11/19 vs. PIT		
Duvall	5	1	7/31/19 at WSH		
Albies	4	3	8/8/19 at MIN		
Acuña Jr.	3	2	8/9/19 at MIA		
Flowers	3	1	4/26/19 vs. COL		
Joyce	3	0	6/29/14 at BAL		
	Three-Homer Game (1)	0	8/22/06 vs. MIN		
LEAD-OFF HOMERS					
Player	Career	2019	Last		
Acuña Jr.	14	6	8/6/19 at MIN (Berríos)		
Joyce	9	0	5/26/18 vs. ARI (Buchholz)		
Albies	6	2	4/28/19 vs. COL (Anderson)		
Markakis	4	0	9/25/15 at MIA (Fernandez)		
Hamilton	3	0	8/29/18 vs. MIL (Peralta)		
Donaldson	2	0	5/19/15 vs. LAA (Santiago)		
GAME-ENDING HOMERS					
Player	Career	2019	Last		
Donaldson	7	0	9/27/15 vs TB (Geltz)		
Culberson	4	0	6/3/18 vs. WSH (Roark)		
McCann	4	0	7/3/15 vs. TB (Geltz)		
Freeman	4	1	5/18/19 vs. MIL (Hader)		
Albies	1	0	6/25/18 vs. CIN (Floro)		
Flowers	1	0	9/8/14 vs. OAK (Chavez)		
Duvall	1	0	5/9/18 vs. NYM (Ramos)		
Hamilton	1	0	9/4/17 vs. MIL (Hader)		
Hechavarria	1	0	8/2/15 vs. SD (Maurer)		
Joyce	1	0	4/3/13 vs. BAL (Hunter)		
GRAND SLAMS					
Player	Career	2019	Last		
McCann	11	0	6/27/15 at HOU (Oberholtzer)		
Donaldson	5	0	9/28/18 at KC (Newberry)		
Joyce	5	0	6/4/17 vs. WSH (Kelley)		
Albies	4	2	7/27/19 at PHI (Suarez)		
Duvall	3	0	6/13/18 at KC (Adam)		
Flowers	2	0	8/20/17 vs. CIN (Storen)		
Hechavarria	2	0	9/4/13 at CHI (Samardzija)		
Acuña Jr.	1	1	6/10/19 vs. PIT (McRae)		
Ortega	1	1	8/18/19 vs. LAD (May)		
PINCH-HIT HOMERS					
Player	Career	2019	Last		
Joyce	8	2	7/3/19 vs. PHI (Nicasio)		
Culberson	6	2	7/30/19 at WSH (Doolittle)		
Duvall	3	0	6/18/17 at CHC (Edwards)		
McCann	3	0	8/24/14 vs. CWS (Petricka)		
Flowers	2	0	8/28/18 vs. TB (Roe)		
Freeman	1	0	9/21/10 at PHI (Halladay)		
Hechavarria	1	1	7/7/19 vs. PHI (Neris)		
INSIDE-THE-PARK HOMERS					
Player	Career	2019	Last		
Swanson	1	0	9/6/16 at WSH (Gonzalez)		

Recent Transactions					
August 21: Recalled C Alex Jackson from Triple-A Gwinnett...Placed C Brian McCann on 10-day IL with a left knee sprain.					
August 20: LHP Grant Dayton began a major league rehabilitation assignmnet with Triple-A Gwinnett...Added OF Billy Hamilton to the active roster.					
August 19: Optioned RHP Bryse Wilson to Triple-A Gwinnett...Colorado claimed RHP Wes Parsons off waivers...Claimed OF Billy Hamilton off waivers from Kansas City...Recalled RHP Jacob Webb and placed him on the 60-day IL with right elbow impingement.					
August 17: Placed OF Ender Inciarte on the 10-Day IL with a right hamstring strain...Recalled OF Adam Duvall.					
August 16: Signed INF Adeiny Hechavarria to a one-year major league contract...Recalled RHP Bryse Wilson from Triple-A Gwinnett...Optioned INF Johan Camargo and OF Adam Duvall to Triple-A Gwinnett...Designated RHP Wes Parsons for assignment.					
August13: Selected OF Rafael Ortega from Triple-A Gwinnett...Optioned RHP Patrick Weigel to Triple-A Gwinnett.					
August 9: Recalled RHP Patrick Weigel from Triple-A Gwinnett.					
August 8: Recalled RHP Jeremy Walker from Triple-A Gwinnett...Placed OF Austin Riley on 10-day IL, retroactive to August 5, with a right knee sprain...Optioned RHP Jeremy Walker to Triple-A Gwinnett postgame					
August 5: Recalled RHP Mike Foltyniewicz from Triple-A Gwinnett...RHP Kevin Gausman was claimed off waivers by Cincinnati.					
August 4: Returned RHP Jacob Webb from his rehabilitation assignment, reinstated from the 10-day IL, and optioned to Triple-A Gwinnett.					
August 2: Released LHP Luiz Gohara.					
July 31: Acquired RHP Mark Melancon from San Francisco in exchange for RHP's Dan Winkler and Trisitan Beck...Acquired RHP Shane Greene from Detroit in exchange for OF Travis Demeritte and LHP Joey Wentz...Acquired C John Ryan Murphy from Arizona in exchange for cash considerations.					
July 30: Acquired RHP Chris Martin from Texas in exchange for LHP Kolby Allard.					
July 29: RHP Jacob Webb began a major league rehabilitation assignment with the Rookie-level GCL Braves.					
July 27: Placed OF Nick Markakis on the 10-day IL with a fractured left wrist...Placed SS Dansby Swanson on the 10-day IL, retroactive to July 24, with a right foot contusion...Reinstated LHP Max Fried from the 10-day IL and Recalled OF Adam Duvall from Triple-A Gwinnett					
July 25: Traded RHP Shane Carle to Texas in exchng for cash considerations.					
July 24: Selected the contract of RHP Jeremy Walker from Triple-A Gwinnett.					
July 23: Optioned RHP Wes Parsons to Triple-A Gwinnett postgame.					
July 21: Returned RHP Kevin Gausman from his major league rehabilitation assignment and reinstated him from the 10-day IL...Optioned RHP Patrick Weigel to Triple-A Gwinnett.					
July 19: Recalled RHP Wes Parsons and RHP Patrick Weigel from Triple-A Gwinnett.					
July 18: Recalled RHP Kyle Wright from Triple-A Gwinnett...Returned OF Ender Inciarte from his major league rehabilitation assignment and reinstated him from the 10-day IL...Optioned RHP's Bryse					

Game-Ending RBI					
Player	Number	Last	Player	Number	Last
Acuña Jr.	1	8/3/19 (1B)	Hechavarria	1	8/2/15 (HR)
Albies	2	6/13/19 (2B)	Inciarte	3	4/21/18 (1B)
Culberson	4	6/3/18 (HR)	Joyce	2	9/1/14 (1B)
Donaldson	11	7/19/19 (1B)	Markakis	10	3/29/18 (HR)
Duvall	2	5/9/18 (HR)	McCann	9	7/5/19 (1B)
Flowers	1	9/8/14 (HR)	Ortega	-	-
Freeman	10	5/18/19 (HR)	Riley	-	-
Hamilton	4	5/19/18 (BB)	Swanson	3	4/7/19 (1B)
Braves Walk-off Wins in 2019: 7 (Acuña Jr. Single - 8/3 vs. WSH)					

Ejections					
Player/Manager	2019	Career	Player/Manager	2019	Career
Acuña Jr.	-	-	Inciarte	-	1
Albies	-	-	Joyce	-	4
Culberson	-	-	Markakis	-	1
Donaldson	1	6	McCann	-	3
Duvall	-	-	Ortega	-	-
Flowers	-	2	Riley	-	-
Freeman	-	5	Snitker	3	12
Hamilton	-	1	Swanson	-	-
Hechavarria	-	-			
Braves last ejection in 2019: 8/20 vs. MIA (Snitker)					

Braves Injured/Inactive List						
Player	Pos.	Injury	7/10/60-day IL	Date on IL/List	Date off IL/List	Games Missed on IL
Mike Foltyniewicz	RHP	Right elbow bone spur	10-day	3/28 (retro to 3/25)	4/27	25
Darren O'Day	RHP	Right forearm strain	60-day	3/28 (retro to 3/25)	---	127
A.J. Minter	LHP	Left shoulder inflammation	10-day	3/28 (retro to 3/25)	4/4	5
Kevin Gausman	RHP	Right shoulder tendinitis	10-day	3/28 (retro to 3/25)	4/5	6
Arodys Vizcaino	RHP	Right shoulder inflammation	60-day	4/14 (retro to 4/11)	(Traded to SEA, 5/20)	35
Jonny Venters	LHP	Right calf strain	10-day	4/15	5/10	22
Jesse Biddle	LHP	Right thigh contusion/right groin strain	10-day	4/27	5/14	16
Chad Sobotka	RHP	Left abdomen strain	10-day	4/29	5/25	25
Kevin Gausman	RHP	Plantar fasciitis on right foot	10-day	6/11	7/21	34
Sean Newcomb	LHP	Concussion symptoms	7-day	6/19 (retro to 6/18)	6/25	5
Anthony Swarzak	RHP	Right shoulder inflammation	7-day	6/30 (retro to 6/29)	7/12	6
Grant Dayton	LHP	Fractured great right toe	10-day	7/11 (retro to 7/8)	---	36
Jacob Webb	RHP	Right elbow impingement	10-day	7/15 (retro to 7/13)	8/5	18
Max Fried	LHP	Blister on left index finger	10-day	7/16	7/27	9
Jacob Webb	RHP	Right elbow impingement	60-day	8/19	---	1
Max Fried	LHP	Blister on left index finger	10-day	7/16	7/27	9
Dansby Swanson	SS	Right foot contusion	10-day	7/27 (retro to 7/24)	---	25
Nick Markakis	OF	Fractured left wrist	10-day	7/27	---	23
Austin Riley	OF	Right knee sprain	10-day	8/8 (retro 8/5)	---	14
Ender Inciarte	OF	Right hamstring strain	10-day	8/17	---	3
Jacob Webb	RHP	Right elbow impingement	60-day	8/19	---	1
C Brian McCann	C	Left knee sprain	10-day	8/21	---	-

2019 Schedule and Results

Date	Opp.	H/R D/N	Time/Result	Winner-Loser-Save	Att.	W-L	Pos.	GA GB	Date	Opp.	H/R D/N	Time/Result	Winner-Loser-Save	Att.	W-L	Pos.	GA GB
3/28	at PHI	R-D	L, 10-4	Nola-Teheran-None	44,469	0-1	T-3rd	-1.0	7/8	All-Star Break							
3/29	OPEN DATE						T-3rd	-1.0	7/9	90th All-Star Game (Cleveland, OH)							
3/30	at PHI	R-D	L, 8-6	Morgan-Parsons-None	44,597	0-2	T-4th	-2.0	7/10	All-Star Break							
3/31	at PHI	R-N	L, 5-1	Arrieta-Wright-None	41,410	0-3	5th	-3.0	7/11	All-Star Break							
4/1	CHI	H-N	W, 8-0	Parsons-Hendricks-None	41,912	1-3	5th	-2.5	7/12	at SD	R-N	W, 5-3	Keuchel-Lamet-Jackson	34,692	55-37	1st	+6.0
4/2	OPEN DATE						T-4th	-3.0	7/13	at SD	R-N	W, 7-5 (10)	Newcomb-Perdomo-Jackson	43,148	56-37	1st	+6.0
4/3	CHI	H-N	W, 6-4	Jackson-Cishek-Vizcaino	37,398	2-3	T-3rd	-2.5	7/14	at SD	R-D	W, 4-1	Soroka-Wingenter-Minter	34,739	57-37	1st	+7.0
4/4	CHI	H-N	W, 9-4	Fried-Darvish-None	33,815	3-3	T-3rd	-1.5	7/15	at MIL	R-N	W, 4-2	Fried-Houser-Jackson	31,850	58-37	1st	+7.5
4/5	MIA	H-N	W, 4-0	Gausman-López-None	29,218	4-3	3rd	-1.5	7/16	at MIL	R-N	L, 13-1	Woodruff-Wilson-None	31,599	58-38	1st	+6.5
4/6	MIA	H-N	L, 4-2	Romo-Minter-Conley	35,618	4-4	3rd	-2.0	7/17	at MIL	R-D	L, 5-4	Anderson-Keuchel-Hader	36,928	58-39	1st	+6.5
4/7	MIA	H-D	W, 4-3	Vizcaino-Conley-None	32,551	5-4	3rd	-1.5	7/18	WSH	H-N	L, 13-4	Strasburg-Wright-None	39,363	58-40	1st	+5.5
4/8	at COL	R-N	W, 8-6	Teheran-Freeland-Minter	25,199	6-4	3rd	-1.5	7/19	WSH	H-N	W, 4-3	Jackson-Rodney-None	39,344	59-40	1st	+6.5
4/9	at COL	R-N	W, 7-1	Fried-Márquez-None	26,124	7-4	2nd	-0.5	7/20	WSH	H-N	L, 5-3	Sánchez-Soroka-Doolittle	42,467	59-41	1st	+5.5
4/10	at COL	R-D	PPD - Inclement Weather (rescheduled for 8/26)				T-1st		7/21	WSH	H-D	W, 7-1	Gausman-Ross-None	31,848	60-41	1st	+6.5
4/11	NYM	H-N	L, 6-3	Matz-Gausman-Díaz	24,015	7-5	3rd	-1.0	7/22	OPEN DATE							
4/12	NYM	H-N	L, 6-2	Wheeler-Wright-None	33,334	7-6	3rd	-2.0	7/23	KC	H-N	L, 5-4	Hill-Swarzak-Kennedy	36,570	60-42	1st	+5.5
4/13	NYM	H-N	W, 11-7	Toussaint-Oswalt-None	40,117	8-6	3rd	-1.0	7/24	KC	H-N	L, 2-0	Keller-Teheran-Kennedy	38,865	60-43	1st	+4.0
4/14	NYM	H-N	W, 7-3*	Teheran-deGrom-None	23,385	9-6	2nd	-0.5	7/25	OPEN DATE							
4/15	OPEN DATE						T-2nd	-0.5	7/26	at PHI	R-N	W, 9-2	Newcomb-Arrieta-None	31,268	61-43	1st	+5.5
4/16	ARI	H-N	L, 9-6	Hirano-Minter-Holland	22,407	9-7	3rd	-1.0	7/27	at PHI	R-N	W, 15-7	Fried-Effin-None	39,340	62-43	1st	+6.5
4/17	ARI	H-N	L, 3-2 (10)	Bradley-Biddle-Holland	22,356	9-8	3rd	-2.0	7/28	at PHI	R-D	L, 9-4	Nola-Gausman-None	37,037	62-44	1st	+5.5
4/18	ARI	H-D	L, 4-1	Weaver-Soroka-Hirano	24,193	9-9	4th	-2.0	7/29	at WSH	R-N	L, 6-3	Corbin-Keuchel-None	24,292	62-45	1st	+4.5
4/19	at CLE	R-N	PPD - Inclement Weather (rescheduled for 4/20)				T-3rd	-1.5	7/30	at WSH	R-N	W, 11-8	Teheran-Fedde-None	26,566	63-45	1st	+5.5
4/20	at CLE	R-D	L, 8-4	Kluber-Teheran-None		9-10			7/31	at WSH	R-D	W, 5-4 (10)	Swarzak-Doolittle-Tomlin	31,576	64-45	1st	+6.5
4/21	at CLE	R-N	W, 8-7	Jackson-Cimber-Minter	23,035	10-10	3rd	-2.0	JULY TOTALS 458,249 (38,187 average in 12 dates) 15-10								
4/21	at CLE	R-N	W, 11-5	Fried-Bieber-None	16,039	11-10	3rd	-0.5	8/1	CIN	H-N	W, 4-1*(6)	Fried-DeSclafini-None	28,677	65-45	1st	+7.0
4/22	OPEN DATE						3rd	-0.5	8/2	CIN	H-N	L, 5-2	Wood-Gausman-Iglesias	37,743	65-46	1st	+6.0
4/23	at CIN	R-N	L, 7-6	Stephenson-Gausman-Iglesias	12,789	11-11	3rd	-1.5	8/3	CIN	H-N	W, 5-4 (10)	Jackson-Hughes-None	42,085	66-46	1st	+7.0
4/24	at CIN	R-N	W, 3-1	Soroka-Roark-Minter	12,949	12-11	3rd	-0.5	8/4	CIN	H-D	L, 6-4 (10)	Stephenson-Greene-Hernandez	33,083	66-47	1st	+7.0
4/25	at CIN	R-N	L, 4-2*	Castillo-Teheran-Iglesias	14,792	12-12	3rd	-1.0	8/5	at MIN	R-N	L, 5-3	May-Martin-None	26,722	66-48	1st	+6.0
4/26	COL	H-N	L, 8-4	Senzatela-Fried-Davis	40,282	12-13	3rd	-1.5	8/6	at MIN	R-N	W, 12-7	Foltynewicz-Berríos-None	36,721	67-48	1st	+6.0
4/27	COL	H-N	L, 9-5	Shaw-Minter-None	38,243	12-14	3rd	-2.5	8/7	at MIN	R-D	W, 11-7	Fried-Pérez-None	35,682	68-48	1st	+6.0
4/28	COL	H-D	W, 8-7	Webb-Oh-Jackson	33,919	13-14	3rd	-2.5	8/8	at MIA	R-N	L, 9-2	Hernández-Keuchel-None	8,948	68-49	1st	+5.5
4/29	SD	H-N	W, 3-1	Soroka-Margevicius-Webb	19,353	14-14	T-2nd	-2.0	8/9	at MIA	R-N	W, 8-4	Teheran-Smith-None	8,057	69-49	1st	+6.5
4/30	SD	H-N	L, 4-3	Paddack-Teheran-Yates	18,626	14-15	3rd	-2.0	8/10	at MIA	R-N	L, 7-6 (10)	Brigham-Newcomb-None	29,720	69-50	1st	+6.5
MARCH/APRIL TOTALS				551,865 (30,659 average in 18 dates)	14-15												
5/1	SD	H-N	W, 5-1	Fried-Quantrill-None	20,394	15-15	T-2nd	-2.0	8/11	at MIA	R-D	W, 5-4	Foltynewicz-Noesi-Jackson	12,338	70-50	1st	+6.5
5/2	SD	H-D	L, 11-2	Straham-Foltynewicz-None	23,746	15-16	3rd	-2.5	8/12	OPEN DATE							
5/3	at MIA	R-N	W, 7-2	Toussaint-Ureña-None	7,198	16-16	T-2nd	-2.5	8/13	NYM	H-N	W, 5-3	Fried-Wheeler-Melancon	27,627	71-50	1st	+6.0
5/4	at MIA	R-N	W, 9-2	Soroka-Anderson-None	10,229	17-16	2nd	-1.5	8/14	NYM	H-N	W, 6-4*	Martin-Lugo-Blevins	23,582	72-50	1st	+6.0
5/5	at MIA	R-D	W, 3-1 (10)	Tomlin-Guerrero-Jackson	11,885	18-16	2nd	-1.5	8/15	NYM	H-N	L, 10-8	Stroman-Teheran-Díaz	25,424	72-51	1st	+5.5
5/6	at LAD	R-N	L, 5-3	Buehler-Gausman-Urías	43,393	18-17	2nd	-1.5	8/16	LAD	H-N	L, 8-3	Kolarek-Newcomb-Urías	41,413	72-52	1st	+4.5
5/7	at LAD	R-N	L, 9-0	RYU-Fried-None	47,337	18-18	2nd	-2.5	8/17	LAD	H-N	W, 4-3	Newcomb-Ryu-Melancon	43,619	73-52	1st	+5.5
5/8	at LAD	R-N	L, 9-4	Kershaw-Foltynewicz-None	53,707	18-19	2nd	-3.5	8/18	LAD	H-D	W, 5-3	Swarzak-May-Melancon	37,617	74-52	1st	+5.5
5/9	at ARI	R-N	L, 3-2 (10)	Duplantier-Minter-None	17,751	18-20	2nd	-4.0	8/19	OPEN DATE							
5/10	at ARI	R-N	W, 2-1	Winkler-Lopez-Jackson	21,932	19-20	2nd	-3.0	8/20	MIA	H-N	W, 5-1	Keuchel-Kinley-None	21,271	75-52	1st	+6.0
5/11	at ARI	R-N	W, 6-4	Gausman-Kelly-Venters	33,168	20-20	2nd	-3.0	8/21	MIA	H-N	7:20p					
5/12	at ARI	R-D	W, 5-3	Fried-Godley-Jackson	27,460	21-20	2nd	-3.0	8/22	MIA	H-N	7:20p					
5/13	OPEN DATE						2nd	-3.5	8/23	at NYM	R-N	7:10p					
5/14	STL	H-N	L, 14-3	Flaherty-Foltynewicz-None	23,718	21-21	T-2nd	-3.5	8/24	at NYM	R-N	7:10p					
5/15	STL	H-N	W, 4-0	Soroka-Wacha-Jackson	23,367	22-21	2nd	-2.5	8/25	at NYM	R-D	1:10p					
5/16	STL	H-N	W, 10-2	Teheran-Wainwright-None	28,783	23-21	2nd	-1.5	8/26	at COL	R-D	3:10p					
5/17	MIL	H-N	W, 12-8	Fried-Chacin-Jackson	36,222	24-21	2nd	-1.5	8/27	at TOR	R-N	7:07p					
5/18	MIL	H-N	W, 4-3 (10)	Webb-Hader-None	39,121	25-21	2nd	-1.5	8/28	at TOR	R-N	7:07p					
5/19	MIL	H-D	L, 3-2 (10)	Hader-Parsons-None	36,548	25-22	2nd	-2.5	8/29	OPEN DATE							
5/20	at SF	R-N	W, 4-1	Soroka-Suárez-Newcomb	29,815	26-22	2nd	-2.5	8/30	CWS	H-N	7:20p					
5/21	at SF	R-N	L, 4-3	Jackson-Gott-None	28,030	26-23	2nd	-2.5	8/31	CWS	H-N	7:20p					
5/22	at SF	R-N	W, 9-2	Fried-Samardzija-None	31,402	27-23	2nd	-1.5	AUGUST TOALS 362,141 (32,921 average in 11 dates) 10-7								
5/23	at SF	R-D	W, 5-4 (13)	Jackson-Moronta-None	32,463	28-23											



Atlanta Braves Minor League Report

Yesterday's Record: 2-4

Organizational Record: 281-327

August 21, 2019



Gwinnett Stripers

International League (AAA)
72-54, South Division

Yesterday: Norfolk 5, Gwinnett 1
WP: Zimmerman (1-2, 5.00)
LP: Toussaint (1-4, 6.15)
S: None

Notes

- Gwinnett got off to an early deficit and never mounted a comeback as the Stripers lose their third straight 5-1 at the hands of Norfolk (BAL) last night.
- INF Johan Camargo went 1-for-4 on the night while OF Cristian Pache finished 1-for-3 on the night.
- Gwinnett starter RHP Touki Toussaint was dealt his fourth Triple-A loss, allowing six hits, four runs, five walks and three strikeouts with one home run over 4.0 frames.

Next Game: 8/21 at Norfolk, 7:05 p.m.
Probable Starter: RH Bryce Wilson (8-7, 3.58)

Award Winners

RHP Mike Soroka.....IL Pitcher of the Week (4/4-7)
INF Andres BlancoIL Batter of the Week (4/8-14)
INF Austin RileyIL Batter of the Week (5/6-12)
INF Jack Lopez.....IL Batter of the Week (6/17-23)
OF Travis DemeritteIL All-Star
RHP Ben Rowen.....IL All-Star



Mississippi Braves

Southern League (AA)
59-68, South Division

Yesterday: Pensacola 4, Mississippi 2
WP: Phillips (2-1, 4.03)
LP: Burrows (0-1, 2.55)
S: Vasquez (2)

Notes

- Mississippi scored two runs in the bottom of the eighth to take the first lead of the game but ninth-inning rally by Pensacola (MIN) would eventually lead to the 4-2 loss in extras last night.
 - M-Braves starter LH Phil Pfeifer scattered seven hits and two walks while fanning nine over 8.0 scoreless innings of work...That was his second-straight 8.0 inning start and the third this season...He's held opponents to just one run over his last two starts (16.0 IP) while fanning 19.
- Next Game:** 8/21 vs. Pensacola, 1:05 p.m.
Probable Starter: RH Nolan Kingham (1-1, 1.50)

Award Winners

LHP Kyle MullerSL Pitcher of the Week (5/20-26)
RHP Ian Anderson..... SL All-Star
OF Cristian Pache SL All-Star
LHP Tucker Davidson..... SL All-Star
RHP Jason Hursh..... SL All-Star
LHP Kyle Muller..... SL All-Star
RHP Jeremy Walker..... SL All-Star
OF Drew Waters SL All-Star
OF Drew Waters SL Player of the Week (6/10-16)



Florida Fire Frogs

Florida State League (High-A)
50-77, North Division

Yesterday: Tampa 5, Florida 4
WP: Harris (3-4, 5.00)
LP: White (3-4, 1.26)
S: Wivins (7)

Notes

- Florida led for most of the game but a late-inning rally by Tampa (NYY) would send the game into extras were the Fire Frogs would eventually lose 5-4.
 - OF Jeffry Ramos plated a pair of runs, scored a run and finished 2-for-4 with a walk and a strikeout.
 - Florida starter RH Odalvi Javier gave up six hits, two runs and four walks in 6.1 innings with four strikeouts on the night.
- Next Games:** 8/21 vs. Tampa , 6:00 p.m.
Probable Starters: TBD

Award Winners

RHP Nolan Kingham FSL Pitcher of the Week (5/27-6/2)
LHP Philip Pfeifer FSL Pitcher of the Week (7/15-21)



Rome Braves

South Atlantic League (A)
59-67, Southern Division

Yesterday: Rome 14, Kannapolis 4
WP: Lawson (4-6, 2.30)
LP: Martin (7-9, 5.26)
S: None

Notes

- The R-Braves took full advantage of their opportunities going 8-for-17 (.470) with runners in scoring position in yesterday's 14-4 rout of Kannapolis (CWS).
 - DH Shae Langeliers scored a career-high four runs and recorded the first four-hit game of his professional career going 4-for-5 on the night...He's 11-for-39 (.282) with eight runs scored, six driven in, five walks and 12 strikeouts over his last 10 games.
- Next Game:** 8/21 vs. Kannapolis, 1:00 p.m.
Probable Starter: RH Ricky DeVito (0-1, 4.91)

Award Winners

C Logan BrownSAL All-Star
INF Greg CullenSAL All-Star
OF Trey HarrisSAL All-Star
RHP José MontillaSAL All-Star
INF Griffin Benson SL Player of the Week



Danville Braves

Appalachian League (Rookie)
25-35, East Division

Yesterday: Danville 9, Kingsport 0
WP: Santos (1-1, 0.96)
LP: Ventura (0-1, 2.25)
S: None

Notes

- Danville came back with a vengeance after yesterday's 8-2 rout to beat blank Kingsport (NYM) 9-0 in last night's contest.
 - OF Willie Carter plated a pair of runs and finished 3-for-4 with a double on the night.
 - Danville starter LH Lisandro Santos fried 5.0 scoreless innings of two-run baseball, fanning seven hitters and walking just three.
- Next Game:** 8/21 vs. Burlington, 11:30 a.m.
Probable Starter: RH Tyler Owens (0-2, 5.31)

Award Winners



Gulf Coast League Braves

Gulf Coast League (Rookie)
16-26, Northern Division

Yesterday: GCL Orioles 6, GCL Braves 5
WP: Kipper (2-0, 1.50)
LP: Celedino (0-1, 5.14)
S: None

Notes

- The GCL Braves overcame an early deficit but fell short after a late rally by the GCL Orioles in yesterday's 6-5 loss.
 - INF Vaughn Grissom scored a run and finished 2-for-4 with an RBI and a double...Grissom is 14-for-35 (.400) over his last 10 games with seven runs scored, seven RBI, three walks and just three strikeouts.
- Next Game:** 8/21 at GCL Red Sox, 10:00 a.m.
Probable Starter: TBA

Award Winners

2019 Atlanta Braves Top Prospects

Baseball America

Player	Position	Current Team
1. Cristian Pache	Outfielder	Gwinnett
2. Ian Anderson	Right-Handed Pitcher	Gwinnett
3. Drew Waters	Outfielder	Gwinnett
4. Kyle Wright	Right-Handed Pitcher	Gwinnett
5. Bryse Wilson	Right-Handed Pitcher	Gwinnett
6. Kyle Muller	Left-Handed Pitcher	Mississippi
7. Shea Langeleiers	Catcher	Rome
8. William Contreras	Catcher	Mississippi
9. Braden Shewmake	Infielder	Mississippi
10. Tucker Davidson	Left-Handed Pitcher	Gwinnett

MLB.com

Player	Position	Current Team
1. Cristian Pache	Outfielder	Gwinnett
2. Drew Waters	Outfielder	Gwinnett
3. Ian Anderson	Right-Handed Pitcher	Gwinnett
4. Kyle Wright	Right-Handed Pitcher	Gwinnett
5. Shea Langeleiers	Catcher	Rome
6. Bryse Wilson	Right-Handed Pitcher	Gwinnett
7. Kyle Muller	Left-Handed Pitcher	Mississippi
8. William Contreras	Catcher	Mississippi
9. Braden Shewmake	Infielder	Mississippi
10. Huascar Ynoa	Right-Handed Pitcher	Gwinnett

Braves vs. Opponent																	
Braves 2019 Batting vs. Miami																	
Player	G	AB	R	H	2B	3B	HR	RBI	BB	IBB	SO	AVG	OBP	SLG			
Matt Joyce	13	18	3	7	5	0	0	2	5	0	4	.389	.522	.667			
Freddie Freeman	17	65	13	23	5	0	5	16	12	3	7	.354	.455	.662			
Ronald Acuna Jr.	16	65	14	21	1	0	8	15	7	1	16	.323	.397	.708			
Ozzie Albies	17	69	13	22	5	2	2	8	7	1	6	.319	.390	.536			
Josh Donaldson	17	59	3	9	6	0	1	5	9	1	19	.153	.275	.305			
Charlie Culberson	12	21	1	3	0	0	0	3	1	0	8	.143	.208	.143			
Tyler Flowers	9	28	3	4	1	0	1	2	3	1	12	.143	.265	.286			
Adeiny Hechavarria	10	25	1	2	0	0	0	1	0	0	11	.080	.115	.080			
Adam Duvall	4	15	0	1	0	0	0	2	0	0	3	.067	.067	.067			
Billy Hamilton	1	2	0	0	0	0	0	0	0	0	0	.000	.000	.000			
Alex Jackson	1	3	0	0	0	0	0	0	0	0	1	.000	.000	.000			
Rafael Ortega	1	2	0	0	0	0	0	0	2	0	0	.000	.500	.000			
Braves 2019 Pitching vs. Miami																	
Player	W	L	Sv	SvOp	SHO	G	GS	CG	IP	H	R	ER	HR	BB	SO	ERA	AVG
Jerry Blevins	0	0	0	0	0	4	0	0	2.0	0	0	0	0	1	1	0.00	.000
Shane Greene	0	1	0	2	0	5	0	0	4.0	7	5	0	1	3	5	0.00	.368
Julio Teheran	2	0	0	0	0	4	4	0	25.0	14	1	1	1	6	22	0.36	.161
Mike Soroka	2	0	0	0	0	3	3	0	22.0	9	3	1	0	5	18	0.41	.120
Luke Jackson	1	0	4	5	0	9	0	0	8.2	12	1	1	0	3	14	1.04	.333
Josh Tomlin	1	0	1	2	0	3	0	0	4.2	7	1	1	0	0	4	1.93	.350
Sean Newcomb	0	1	0	0	0	4	1	0	8.0	6	3	2	0	4	4	2.25	.207
Anthony Swarzak	0	0	0	0	0	4	0	0	3.1	2	2	2	1	0	3	5.40	.167
Dallas Keuchel	2	1	0	0	0	3	3	0	17.0	21	11	11	4	4	15	5.82	.300
Mike Foltyniewicz	1	0	0	0	0	1	1	0	6.0	8	4	4	0	2	7	6.00	.320
Max Fried	0	1	0	0	0	2	2	0	11.0	17	8	8	3	2	14	6.55	.347
Chris Martin	0	0	0	0	0	3	0	0	2.2	3	3	3	0	1	4	10.13	.273
Mark Melancon	0	0	0	0	0	3	0	0	2.1	7	5	5	0	0	3	19.29	.538
Braves Career Batting vs. Miami																	
Player	G	AB	R	H	2B	3B	HR	RBI	BB	IBB	SO	AVG	OBP	SLG			
Ronald Acuna Jr.	35	138	32	46	6	0	15	33	17	1	31	.333	.415	.703			
Matt Joyce	42	103	18	33	11	3	3	18	18	0	23	.320	.411	.573			
Charlie Culberson	28	70	11	22	6	1	2	13	2	1	17	.314	.338	.514			
Freddie Freeman	160	582	104	175	30	3	29	93	84	12	115	.301	.391	.512			
Ozzie Albies	45	177	28	49	8	2	5	25	17	1	20	.277	.342	.429			
Tyler Flowers	45	146	22	37	7	0	4	22	19	1	39	.253	.379	.384			
Billy Hamilton	31	104	17	24	1	0	0	4	12	0	22	.231	.314	.240			
Josh Donaldson	23	87	8	19	6	1	3	14	9	1	25	.218	.296	.414			
Adeiny Hechavarria	14	42	2	7	1	0	0	4	0	0	13	.167	.182	.190			
Adam Duvall	25	74	8	9	1	0	4	10	3	0	27	.122	.188	.297			
Alex Jackson	1	3	0	0	0	0	0	0	0	0	1	.000	.000	.000			
Braves Career Pitching vs. Miami																	
Player	W	L	Sv	SvOp	SHO	G	GS	CG	IP	H	R	ER	HR	BB	SO	ERA	AVG
Mike Soroka	2	0	0	0	0	4	4	0	26.2	17	8	2	0	6	25	0.68	.173
Luke Jackson	1	0	4	5	0	17	0	0	18.2	26	3	3	0	5	22	1.45	.338
Shane Greene	0	1	1	3	0	7	0	0	6.0	9	6	1	1	3	5	1.50	.346
Josh Tomlin	1	0	1	2	0	3	0	0	4.2	7	1	1	0	0	4	1.93	.350
Sean Newcomb	4	2	0	0	0	10	7	0	43.0	29	11	10	2	24	35	2.09	.192
Jerry Blevins	5	1	0	1	0	38	0	0	24.2	11	7	7	0	12	22	2.55	.138
Mark Melancon	0	0	8	10	0	25	0	0	23.0	18	9	7	0	5	13	2.74	.220
Mike Foltyniewicz	6	2	0	0	0	12	11	0	63.2	62	26	24	5	18	68	3.39	.249
Julio Teheran	9	6	0	0	0	24	24	0	145.0	138	64	58	17	44	122	3.60	.250
Dallas Keuchel	3	2	0	0	0	5	5	0	29.0	34	15	13	4	4	26	4.03	.291
Anthony Swarzak	0	0	0	0	0	10	0	0	10.0	9	5	5	2	2	8	4.50	.243
Max Fried	0	1	0	0	0	4	4	0	19.0	29	16	13	4	4	24	6.16	.337
Chris Martin	0	0	0	0	0	5	0	0	5.0	7	5	5	1	1	6	9.00	.318
Braves Career Batting at SunTrust Park																	
Player	G	AB	R	H	2B	3B	HR	RBI	BB	IBB	SO	AVG	OBP	SLG			
Adeiny Hechavarria	6	13	3	4	2	0	0	1	2	0	5	.308	.471	.462			
Josh Donaldson	61	203	36	62	14	0	18	37	41	2	53	.305	.434	.640			
Freddie Freeman	199	733	137	221	44	2	43	138	104	17	168	.302	.393	.543			
Ronald Acuna Jr.	113	439	89	127	17	2	28	78	48	2	122	.289	.365	.528			
Ozzie Albies	176	678	113	191	41	11	20	75	57	3	124	.282	.339	.463			
Matt Joyce	51	61	8	17	3	0	2	11	10	0	15	.279	.380	.426			
Rafael Ortega	10	27	4	7	2	0	1	5	4	0	3	.259	.355	.444			
Tyler Flowers	121	387	55	95	16	0	17	49	39	2	123	.245	.339	.419			
Charlie Culberson	104	182	24	41	7	2	7	26	12	3	54	.225	.283	.401			
Adam Duvall	32	70	13	13	3	0	3	9	6	0	26	.186	.269	.357			
Billy Hamilton	9	25	1	4	1	0	0	2	2	0	3	.160	.222	.200			
Mike Foltyniewicz	36	61	2	2	1	0	0	5	0	0	41	.033	.033	.049			
Braves Career Pitching at SunTrust Park																	
Player	W	L	Sv	SvOp	SHO	G	GS	CG	IP	H	R	ER	HR	BB	SO	ERA	AVG
Chris Martin	1	0	0	1	0	5	0	0	4.1	2	1	1	0	0	5	2.08	.133
Dallas Keuchel	2	1	0	0	0	6	6	0	39.1	28	10	10	3	10	37	2.29	.196
Anthony Swarzak	1	1	1	1	0	14	0	0	13.0	13	4	4	2	9	10	2.77	.255
Luke Jackson	7	2	6	10	0	72	0	0	79.1	72	33	28	7	26	77	3.18	.242
Mark Melancon	0	0	4	4	0	6	0	0	5.2	6	2	2	0	1	5	3.18	.250
Max Fried	6	4	0	0	0	21	15	1	91.1	94	38	36	10	28	89	3.55	.269
Josh Tomlin	0	0	0	1	0	20	0	0	33.0	33	14	14	5	3	20	3.82	.266
Mike Soroka	5	3	0	0	0	11	11	0	63.1	67	29	28	4	19	48	3.98	.277
Mike Foltyniewicz	11	12	0	0	1	36	36	1	206.1	187	100	92	28	79	208	4.01	.240
Jerry Blevins	1	0	1	1	0	29	0	0	22.2	19	12	11	3	11	26	4.37	.218
Sean Newcomb	9	13	0	1	0	44	30	0	176.0	174	92	86	17	80	148	4.40	.257
Julio Teheran	10	17	0	0	0	46	46	0	253.1	229	136	127	35	120	227	4.51	.241
Shane Greene	0	1	0	1	0	7	0	0	6.1	11	6	6	1	1	8	8.53	.393

Braves Batters vs. Miami Pitchers

VS. SANDY ALCANTARA

Career	BA	OBP	SLG	AB	H	2B	3B	HR	BB	K
Ronald Acuna Jr.	.000	.167	.000	5	0	0	0	0	1	1
Ozzie Albies	.429	.429	.571	7	3	1	0	0	0	0
Johan Camargo	.000	.500	.000	1	0	0	0	0	1	0
Charlie Culberson	.667	.667	.667	3	2	0	0	0	0	0
Josh Donaldson	.000	.000	.000	3	0	0	0	0	0	1
Adam Duvall	.000	.000	.000	4	0	0	0	0	0	2
Freddie Freeman	.400	.500	.600	5	2	1	0	0	1	0
Adeiny Hechavarria	.250	.250	.250	8	2	0	0	0	0	2
Matt Joyce	.000	.000	.000	1	0	0	0	0	0	1
Mike Soroka	.000	.000	.000	2	0	0	0	0	0	2

VS. AUSTIN BRICE

Career	BA	OBP	SLG	AB	H	2B	3B	HR	BB	K
Ronald Acuna Jr.	.750	.800	1.750	4	3	1	0	1	1	1
Ozzie Albies	.400	.400	.600	5	2	1	0	0	0	0
Johan Camargo	.500	.500	.500	2	1	0	0	0	0	0
Charlie Culberson	.000	.000	.000	1	0	0	0	0	0	0
Josh Donaldson	.000	.000	.000	4	0	0	0	0	0	1
Adam Duvall	.000	.000	.000	1	0	0	0	0	0	1
Tyler Flowers	.000	.000	.000	2	0	0	0	0	0	1
Mike Foltyniewicz	.000	.000	.000	1	0	0	0	0	0	0
Freddie Freeman	1.000	1.000	1.500	2	2	1	0	0	2	0
Billy Hamilton	.000	.000	.000	1	0	0	0	0	0	0
Adeiny Hechavarria	.000	.000	.000	1	0	0	0	0	0	0
Matt Joyce	.250	.250	.250	4	1	0	0	0	0	1
Mike Soroka	1.000	1.000	1.000	1	1	0	0	0	0	0

VS. JEFF BRIGHAM

Career	BA	OBP	SLG	AB	H	2B	3B	HR	BB	K
Ronald Acuna Jr.	.000	.000	.000	1	0	0	0	0	0	1
Ozzie Albies	1.000	1.000	1.000	1	1	0	0	0	0	0
Josh Donaldson	.250	.250	.500	4	1	1	0	0	0	1
Adam Duvall	.000	.000	.000	2	0	0	0	0	0	0
Tyler Flowers	.000	.000	.000	1	0	0	0	0	0	0
Freddie Freeman	-	1.000	-	0	0	0	0	0	2	0
Billy Hamilton	.000	.500	.000	1	0	0	0	0	1	0
Adeiny Hechavarria	.000	.000	.000	1	0	0	0	0	0	1
Mike Soroka	.000	.000	.000	1	0	0	0	0	0	1

VS. WEI-YIN CHEN

Career	BA	OBP	SLG	AB	H	2B	3B	HR	BB	K
Ronald Acuna Jr.	.385	.467	.692	13	5	1	0	1	2	2
Ozzie Albies	.200	.273	.200	10	2	0	0	0	1	3
Johan Camargo	.400	.400	.900	10	4	2	0	1	0	1
Charlie Culberson	.273	.273	.636	11	3	1	0	1	0	2
Josh Donaldson	.111	.200	.444	9	1	0	0	1	0	4
Adam Duvall	.167	.167	.667	6	1	0	0	1	0	0
Tyler Flowers	.167	.412	.333	12	2	2	0	0	5	9
Mike Foltyniewicz	.000	.000	.000	1	0	0	0	0	0	0
Freddie Freeman	.381	.435	.619	21	8	0	1	1	2	6
Billy Hamilton	.000	.167	.000	5	0	0	0	0	1	1
Adeiny Hechavarria	.000	.000	.000	1	0	0	0	0	0	0
Matt Joyce	.200	.500	.200	5	1	0	0	0	3	0
Rafael Ortega	.000	.000	.000	1	0	0	0	0	0	0
Mike Soroka	-	-	-	0	0	0	0	0	0	0
Julio Teheran	.250	.400	.250	4	1	0	0	0	1	0

VS. ADAM CONLEY

Career	BA	OBP	SLG	AB	H	2B	3B	HR	BB	K
Ronald Acuna Jr.	.250	.250	1.000	4	1	0	0	1	0	1
Ozzie Albies	.400	.400	.700	10	4	1	1	0	0	1
Johan Camargo	.429	.500	.857	7	3	0	0	1	1	1
Charlie Culberson	.000	.000	.000	7	0	0	0	0	0	2
Adam Duvall	.333	.333	1.333	6	2	0	0	2	0	3
Tyler Flowers	.222	.500	.333	9	2	1	0	0	1	2
Freddie Freeman	.476	.560	.667	21	10	1	0	1	2	2
Max Fried	-	-	-	0	0	0	0	0	0	0
Billy Hamilton	.222	.300	.222	9	2	0	0	0	1	5
Adeiny Hechavarria	.000	.000	.000	1	0	0	0	0	0	1
Matt Joyce	1.000	1.000	1.000	1	1	0	0	0	0	0

VS. JARLIN GARCIA

Career	BA	OBP	SLG	AB	H	2B	3B	HR	BB	K
Ronald Acuna Jr.	.200	.429	.200	5	1	0	0	0	2	1
Ozzie Albies	.273	.273	.273	11	3	0	0	0	0	2
Johan Camargo	.167	.167	.333	6	1	1	0	0	0	2
Charlie Culberson	.250	.250	.500	4	1	1	0	0	0	1
Josh Donaldson	.000	.000	.000	2	0	0	0	0	0	2
Tyler Flowers	.600	.750	.600	5	3	0	0	0	3	0
Freddie Freeman	.462	.533	1.154	13	6	0	0	3	2	2
Adeiny Hechavarria	.000	.000	.000	2	0	0	0	0	0	0
Sean Newcomb	.000	.000	.000	1	0	0	0	0	0	0
Chad Sobotka	1.000	1.000	1.000	1	1	0	0	0	0	0
Mike Soroka	.000	.000	.000	2	0	0	0	0	0	0

VS. ELIESER HERNANDEZ

Career	BA	OBP	SLG	AB	H	2B	3B	HR	BB	K
Ronald Acuna Jr.	.250	.400	.625	8	2	0	0	1	1	2
Ozzie Albies	.091	.167	.273	11	1	0	1	0	1	2
Johan Camargo	.250	.250	.250	4	1	0	0	0	0	1
Charlie Culberson	.333	.500	1.333	3	1	0	0	1	0	2
Josh Donaldson	.333	.500	.667	3	1	1	0	0	1	2
Adam Duvall	.000	.000	.000	3	0	0	0	0	0	0
Tyler Flowers	.250	.250	.250	4	1	0	0	0	0	1
Freddie Freeman	.333	.400	.667	9	3	0	0	1	1	1
Billy Hamilton	.000	.000	.000	1	0	0	0	0	0	0
Adeiny Hechavarria	.000	.250	.000	3	0	0	0	0	0	2
Matt Joyce	.500	.500	1.000	2	1	1	0	0	0	0
Dallas Keuchel	.000	.000	.000	3	0	0	0	0	0	3
Sean Newcomb	.000	.000	.000	1	0	0	0	0	0	1
Rafael Ortega	-	1.000	-	0	0	0	0	0	2	0
Jeremy Walker	.000	.000	.000	1	0	0	0	0	0	0

VS. TYLER KINLEY

Career	BA	OBP	SLG	AB	H	2B	3B	HR	BB	K
Ronald Acuna Jr.	.250	.250	.250	4	1	0	0	0	0	1
Ozzie Albies	.167	.286	.167	6	1	0	0	0	1	0
Johan Camargo	.000	.000	.000	1	0	0	0	0	0	0
Charlie Culberson	-	1.000	-	0	0	0	0	0	1	0
Josh Donaldson	.000	.000	.000	6	0	0	0	0	0	2
Adam Duvall	.000	.000	.000	1	0	0	0	0	0	0
Tyler Flowers	.000	.667	.000	1	0	0	0	0	1	0
Freddie Freeman	.667	.750	1.667	3	2	0	0	1	1	0
Adeiny Hechavarria	.333	.333	.333	3	1	0	0	0	0	1
Alex Jackson	.000	.000	.000	1	0	0	0	0	0	0
Matt Joyce	.000	.667	.000	1	0	0	0	0	2	1
Rafael Ortega	.000	.000	.000	1	0	0	0	0	0	0

VS. HECTOR NOESI

Career	BA	OBP	SLG	AB	H	2B	3B	HR	BB	K
Ronald Acuna Jr.	.667	.667	1.667	3	2	0	0	1	0	1
Ozzie Albies	.000	.333	.000	2	0	0	0	0	1	0
Johan Camargo	.000	.000	.000	3	0	0	0	0	0	2
Charlie Culberson	.000	.000	.000	3	0	0	0	0	0	3
Josh Donaldson	.100	.250	.400	10	1	0	0	1	2	5
Tyler Flowers	.000	.250	.000	3	0	0	0	0	1	1
Mike Foltyniewicz	.000	.000	.000	2	0	0	0	0	0	0
Freddie Freeman	.500	.667	.500	2	1	0	0	0	1	0
Billy Hamilton	.500	.500	.500	2	1	0	0	0	0	1
Adeiny Hechavarria	.000	.000	.000	2	0	0	0	0	0	0
Matt Joyce	.400	.400	.900	10	4	0	1	1	0	1

VS. JOSE QUIJADA

Career	BA	OBP	SLG	AB	H	2B	3B	HR	BB	K
Charlie Culberson	.000	.000	.000	1	0	0	0	0	0	1
Josh Donaldson	-	1.000	-	0	0	0	0	0	1	0
Tyler Flowers	.000	.000	.000	1	0	0	0	0	0	1
Freddie Freeman	.500	.500	1.000	2	1	1	0	0	0	1
Adeiny Hechavarria	.000	.000	.000	2	0	0	0	0	0	2
Matt Joyce	.000	.000	.000	1	0	0	0	0	0	1

VS. CALEB SMITH

Career	BA	OBP	SLG	AB	H	2B	3B	HR	BB	K
Ronald Acuna Jr.	.273	.333	.818	11	3	0	0	2	1	2
Ozzie Albies	.500	.500	.917	12	6	2	0	1	0	2
Johan Camargo	.167	.286	.167	6	1	0	0	0	1	3
Charlie Culberson	.333	.333	.333	3	1	0	0	0	0	0
Josh Donaldson	.167	.444	.333	6	1	1	0	0	3	3
Adam Duvall	.200	.200	.200	5	1	0	0	0	0	1
Tyler Flowers	.250	.250	.250	4	1	0	0	0	0	1
Mike Foltyniewicz	.000	.000	.000	2	0	0	0	0	0	1
Freddie Freeman	.417	.417	.667	12	5	0	0	1	0	2
Max Fried	.000	.000	.000	2	0	0	0	0	0	0
Adeiny Hechavarria	.000	.000	.000	1	0	0	0	0	0	1
Alex Jackson	.000	.000	.000	2	0	0	0	0	0	1
Sean Newcomb	.000	.000	.000	2	0	0	0	0	0	2
Julio Teheran	.000	.000	.000	1	0	0	0	0	0	1

VS. RYNE STANEK

Career	BA	OBP	SLG	AB	H	2B	3B	HR	BB	K
Ronald Acuna Jr.	.000	.333	.000	2	0	0	0	0	1	0
Ozzie Albies	.000	.500	.000	1	0	0	0	0	1	1
Johan Camargo	.500	.500	2.000	2	1	0	0	1	0	1
Charlie Culberson	.000	.000	.000	2	0	0	0	0	0	2
Adam Duvall	.000	.000	.000	1	0	0	0	0	0	1
Freddie Freeman	.000	.500	.000	1	0	0	0	0	1	1
Adeiny Hechavarria	.000	.000	.000	1	0	0	0	0	0	0
Matt Joyce	.000	.000	.000	2	0	0	0	0	0	0

Braves Pitchers vs. Miami Batters

VS. JERRY BLEVINS

Career	BA	OBP	SLG	AB	H	2B	3B	HR	BB	K
Brian Anderson	.000	.500	.000	1	0	0	0	0	0	1
Jon Berti	.000	.000	.000	1	0	0	0	0	0	0
Lewis Brinson	.000	.000	.000	1	0	0	0	0	0	0
Starlin Castro	.333	.500	.333	3	1	0	0	0	1	1
Garrett Cooper	.000	.000	.000	1	0	0	0	0	0	0
Curtis Granderson	.188	.188	.375	16	3	0	0	1	0	8
Bryan Holaday	.000	.000	.000	1	0	0	0	0	0	0
Peter O'Brien	.000	.000	.000	1	0	0	0	0	0	0
Martin Prado	.500	.500	.500	2	1	0	0	0	1	0
Neil Walker	-	1.000	-	0	0	0	0	0	1	0

VS. MIKE FOLTYNEWICZ

Career	BA	OBP	SLG	AB	H	2B	3B	HR	BB	K
Jorge Alfaro	.250	.250	.375	8	2	1	0	0	0	3
Brian Anderson	.182	.182	.364	11	2	2	0	0	0	1
Jon Berti	.000	.250	.000	3	0	0	0	0	1	0
Lewis Brinson	.250	.400	.250	4	1	0	0	0	1	2
Starlin Castro	.500	.556	.750	8	4	2	0	0	1	2
Wei-Yin Chen	.000	.000	.000	1	0	0	0	0	0	0
Garrett Cooper	.000	.000	.000	3	0	0	0	0	0	1
Isan Diaz	.333	.333	.333	3	1	0	0	0	0	2
Curtis Granderson	.300	.300	.400	10	3	1	0	0	0	3
Bryan Holaday	.333	.333	.333	3	1	0	0	0	0	1
Hector Noesi	.000	.000	.000	1	0	0	0	0	0	1
Martin Prado	.273	.333	.273	11	3	0	0	0	0	0
Caleb Smith	.000	.000	.000	1	0	0	0	0	0	1
Yangervis Solarte	.111	.111	.111	9	1	0	0	0	0	0
Jose Urena	.400	.400	.400	5	2	0	0	0	0	1
Neil Walker	.000	.000	.000	2	0	0	0	0	0	0

VS. MAX FRIED

Career	BA	OBP	SLG	AB	H	2B	3B	HR	BB	K
Jorge Alfaro	.600	.600	.800	5	3	1	0	0	0	1
Brian Anderson	.429	.429	.429	7	3	0	0	0	0	1
Starlin Castro	.333	.333	.833	6	2	0	0	1	0	2
Adam Conley	.000	.000	.000	2	0	0	0	0	0	2
Garrett Cooper	.200	.333	.200	5	1	0	0	0	1	2
Bryan Holaday	1.000	1.000	1.500	2	2	1	0	0	0	0
Pablo Lopez	.000	.000	.000	2	0	0	0	0	0	2
Martin Prado	.333	.333	.333	3	1	0	0	0	0	0
Cesar Puello	.333	.333	.333	3	1	0	0	0	0	0
Caleb Smith	.333	.333	.333	3	1	0	0	0	0	2
Jose Urena	.000	.000	.000	1	0	0	0	0	0	1
Neil Walker	.000	.000	.000	3	0	0	0	0	0	2

VS. SHANE GREENE

Career	BA	OBP	SLG	AB	H	2B	3B	HR	BB	K
Jorge Alfaro	-	1.000	-	0	0	0	0	0	1	0
Brian Anderson	.333	.500	.333	3	1	0	0	0	1	0
Lewis Brinson	.000	.000	.000	1	0	0	0	0	0	1
Starlin Castro	.500	.500	.667	6	3	1	0	0	0	0
Garrett Cooper	.333	.333	1.333	3	1	0	0	1	0	1
Isan Diaz	.500	.500	.500	2	1	0	0	0	0	1
Curtis Granderson	.000	.250	.000	3	0	0	0	0	1	1
Rosell Herrera	.500	.500	.500	2	1	0	0	0	0	0
Martin Prado	.000	.000	.000	1	0	0	0	0	0	0
Yangervis Solarte	.000	.000	.000	1	0	0	0	0	0	0
Neil Walker	.167	.167	.167	6	1	0	0	0	0	1

VS. LUKE JACKSON

Career	BA	OBP	SLG	AB	H	2B	3B	HR	BB	K
Jorge Alfaro	.500	.500	.750	4	2	1	0	0	0	2
Brian Anderson	.286	.286	.429	7	2	1	0	0	0	0
Jon Berti	.000	.000	.000	2	0	0	0	0	0	2
Lewis Brinson	.000	.000	.000	2	0	0	0	0	0	1
Starlin Castro	.143	.143	.143	7	1	0	0	0	0	3
Garrett Cooper	.500	.667	.500	2	1	0	0	0	1	1
Isan Diaz	1.000	1.000	1.000	1	1	0	0	0	1	0
Curtis Granderson	.000	.500	.000	1	0	0	0	0	1	1
Bryan Holaday	.000	.000	.000	1	0	0	0	0	0	1
Peter O'Brien	.500	.500	1.000	2	1	1	0	0	0	0
Martin Prado	.500	.500	.750	4	2	1	0	0	0	1
Cesar Puello	.000	.000	.000	1	0	0	0	0	0	1
Neil Walker	.000	.250	.000	3	0	0	0	0	0	1

VS. DALLAS KEUCHEL

Career	BA	OBP	SLG	AB	H	2B	3B	HR	BB	K
Jorge Alfaro	.125	.125	.125	8	1	0	0	0	0	4
Brian Anderson	1.000	1.000	2.400	5	5	1	0	2	2	0
Jon Berti	.500	.500	1.000	6	3	0	0	1	0	0
Lewis Brinson	.000	.000	.000	4	0	0	0	0	0	3
Starlin Castro	.321	.321	.536	28	9	3	0	1	0	10
Garrett Cooper	.000	.000	.000	8	0	0	0	0	0	2
Isan Diaz	.000	.000	.000	3	0	0	0	0	0	1
Elieser Hernandez	.000	.000	.000	3	0	0	0	0	0	2
Rosell Herrera	.333	.333	.667	3	1	1	0	0	0	1
Bryan Holaday	.400	.400	.400	5	2	0	0	0	0	1
Deven Marrero	.000	.000	.000	2	0	0	0	0	0	2
Peter O'Brien	1.000	1.000	4.000	1	1	0	0	1	0	0
Martin Prado	.286	.444	.429	7	2	1	0	0	2	0
Cesar Puello	.000	.000	.000	3	0	0	0	0	0	0
Yangervis Solarte	.250	.250	.375	8	2	1	0	0	0	0
Neil Walker	.111	.200	.111	9	1	0	0	0	1	1

VS. CHRIS MARTIN

Career	BA	OBP	SLG	AB	H	2B	3B	HR	BB	K
Jorge Alfaro	.000	.000	.000	1	0	0	0	0	0	1
Brian Anderson	.500	.500	.500	2	1	0	0	0	0	1
Jon Berti	-	1.000	-	0	0	0	0	0	1	0
Lewis Brinson	.000	.000	.000	1	0	0	0	0	0	0
Starlin Castro	.000	.000	.000	1	0	0	0	0	0	1
Garrett Cooper	.500	.500	.500	2	1	0	0	0	0	0
Isan Diaz	.500	.500	.500	2	1	0	0	0	0	0
Curtis Granderson	.500	.500	.500	2	1	0	0	0	0	0
Martin Prado	.000	.000	.000	1	0	0	0	0	0	1
Neil Walker	.000	.000	.000	2	0	0	0	0	0	0

VS. MARK MELANCON

Career	BA	OBP	SLG	AB	H	2B	3B	HR	BB	K
Jorge Alfaro	1.000	1.000	1.000	1	1	0	0	0	0	0
Brian Anderson	.000	.000	.000	2	0	0	0	0	0	0
Jon Berti	.500	.500	.500	2	1	0	0	0	0	0
Lewis Brinson	.000	.000	.000	1	0	0	0	0	0	0
Starlin Castro	.375	.375	.563	16	6	1	1	0	0	3
Garrett Cooper	-	.000	-	0	0	0	0	0	0	0
Curtis Granderson	.364	.333	.636	11	4	0	0	1	0	2
Bryan Holaday	1.000	1.000	1.000	1	1	0	0	0	0	0
Martin Prado	.500	.500	.500	6	3	0	0	0	0	1
Yangervis Solarte	.000	.000	.000	3	0	0	0	0	0	1
Neil Walker	.143	.143	.286	7	1	1	0	0	0	2

VS. SEAN NEWCOMB

Career	BA	OBP	SLG	AB	H	2B	3B	HR	BB	K
Jorge Alfaro	.000	.000	.000	3	0	0	0	0	0	1
Brian Anderson	.333	.444	.400	15	5	1	0	0	2	2
Lewis Brinson	.143	.250	.143	7	1	0	0	0	1	0
Starlin Castro	.154	.267	.231	13	2	1	0	0	2	3
Curtis Granderson	-	1.000	-	0	0	0	0	0	1	0
Rosell Herrera	.000	.000	.000	3	0	0	0	0	0	0
Bryan Holaday	.000	.000	.000	2	0	0	0	0	0	0
Peter O'Brien	.000	.000	.000	3	0	0	0	0	0	0
Martin Prado	.100	.231	.100	10	1	0	0	0	2	0
Caleb Smith	.500	.500	.500	2	1	0	0	0	0	0
Jose Urena	.000	.000	.000	4	0	0	0	0	0	4
Neil Walker	.000	.500	.000	1	0	0	0	0	1	0
Chad Wallach	.000	.333	.000	2	0	0	0	0	1	0

VS. MIKE SOROKA

Career	BA	OBP	SLG	AB	H	2B	3B	HR	BB	K
Sandy Alcantara	.000	.000	.000	2	0	0	0	0	0	0
Jorge Alfaro	.000	.000	.000	6	0	0	0	0	0	1
Brian Anderson	.083	.154	.167	12	1	1	0	0	1	6
Jon Berti	.000	.000	.000	3	0	0	0	0	0	0
Lewis Brinson	.000	.000	.000	5	0	0	0	0	0	1
Starlin Castro	.273	.333	.364	11	3	1	0	0	1	1
Garrett Cooper	.333	.333	.333	3	1	0	0	0	0	1
Isan Diaz	.333	.333	.667	3	1	1	0	0	0	1
Jarlin Garcia	.000	.000	.000	2	0	0	0	0	0	2
Curtis Granderson	.167	.286	.333	6	1	1	0	0	1	1
Rosell Herrera	.250	.250	.250	4	1	0	0	0	0	1
Bryan Holaday	.000	.000	.000	2	0	0	0	0	0	0
Deven Marrero	.000	.000	.000	2	0	0	0	0	0	1
Peter O'Brien	.500	.667	.500	2	1	0	0	0	0	0
Martin Prado	.167	.167	.167	6	1	0	0	0	0	1
Yangervis Solarte	.500	.667	1.000	2	1	1	0	0	1	0
Jose Urena	.000	.000	.000	1	0	0	0	0	0	0
Neil Walker	.000	.250	.000	3	0	0	0	0	1	2

VS. ANTHONY SWARZAK

Career	BA	OBP	SLG	AB	H	2B	3B	HR	BB	K
Jorge Alfaro	.000	.000	.000	1	0	0	0	0	0	0
Brian Anderson	.000	.000	.000	3	0	0	0	0	0	0
Jon Berti	.500	.500	.500	2	1	0	0	0	0	0
Lewis Brinson	.000	.000	.000	2	0	0	0	0	0	1
Starlin Castro	.429	.429	.429	7	3	0	0	0	0	2
Curtis Granderson	.778	.800	1.889	9	7	1	0	3	1	1
Rosell Herrera	.000	.000	.000	2	0	0	0	0	0	2
Bryan Holaday	.667	.500	1.000	3	2	1	0	0	0	0
Deven Marrero	.000	.000	.000	1	0	0	0	0	0	0
Peter O'Brien	.000	.000	.000	1	0	0	0	0	0	0
Martin Prado	.000	.000	.000	1	0	0	0	0	0	0
Yangervis Solarte	.500	.500	.500	2	1	0	0	0	0	0