

BAT Grant System – Applicant Guide

Step 1: Navigate to <https://www.mlb.com/baseball-assistance-team> and select the B.A.T. Pre-Screen Survey.

THE APPLICATION PROCESS SHOULD BE COMPLETED FROM A COMPUTER, NOT A CELL PHONE OR TABLET!

Follow B.A.T.



Donate Now

B.A.T. Grant Pre-Screen Survey

How to Guide (EN)

How to Guide (ES)



BAT Grant System – Applicant Guide

Step 2: Read the disclaimer, sign your full name, and check the acknowledgement box prior to pressing next.

Please sign your full name to acknowledge that you've read the following disclaimer and agree to the terms. Firme con su nombre completo para reconocer que ha leído el siguiente descargo de responsabilidad y acepta los términos. *

Your answer

Please check the box below. Marque la casilla a continuación. *

☐

I acknowledge the terms listed above. Reconozco los términos enumerados anteriormente.

Next



BAT Grant System – Applicant Guide

Step 3: Fill out first name, last name, email address, and preferred language prior to pressing submit.

B.A.T. Pre-Screen Survey

The Baseball Assistance Team (B.A.T.) is currently assessing the best ways in which to assist members of the baseball family affected by the COVID-19 pandemic. During this time, we will continue to accept applications on a regular basis, but ask for patience as we navigate the complexities of the current situation.

Thank you all for trusting us during this very difficult time, and please stay safe.

El Baseball Assistance Team (B.A.T.) está evaluando actualmente las mejores formas de ayudar a los miembros de la familia del béisbol afectados por la pandemia COVID-19. Durante este tiempo, continuaremos aceptando solicitudes de forma regular, pero pediremos paciencia mientras navegamos por las complejidades de la situación actual.

Gracias a todos por confiar en nosotros durante este momento tan difícil, y por favor manténgase a salvo.

* Required

What is your first name? ¿Cuál es tu primer nombre? *

Your answer

What is your last name? ¿Cuál es tu apellido? *

Your answer

What is your email address? ¿Cuál es tu correo electrónico? *

Your answer

What is your preferred language? ¿Prefieres inglés o español? *

☐ English

☐ Spanish

Submit



BAT Grant System – Applicant Guide

Step 4: Navigate to the email inbox you entered on the survey and select “Accept Invitation”.



Hello!

Baseball Assistance Team has invited you to join a MLB B.A.T. account they created. Click the button below to accept the invitation.

ACCEPT INVITATION

Or, copy and paste this link into your browser if the button is not working for you:

[https://go.trackvia.com/#/user/verify/ea69abef-78a7-4d4b-998e-00c357cf417e?
user_id=113436&invite=true](https://go.trackvia.com/#/user/verify/ea69abef-78a7-4d4b-998e-00c357cf417e?user_id=113436&invite=true)



The password must include: 12 letters, including a capital letter, a number, and a special symbol (for example: !, @, #, \$, %, &).

BAT Grant System – Applicant Guide

Step 5: Choose a password and verify that password before selecting “Finished” and being directed to www.TrackVia.com. The password must include: 12 characters, including a capital letter, a number, and a special symbol (for example: !, @, #, \$, %, &).

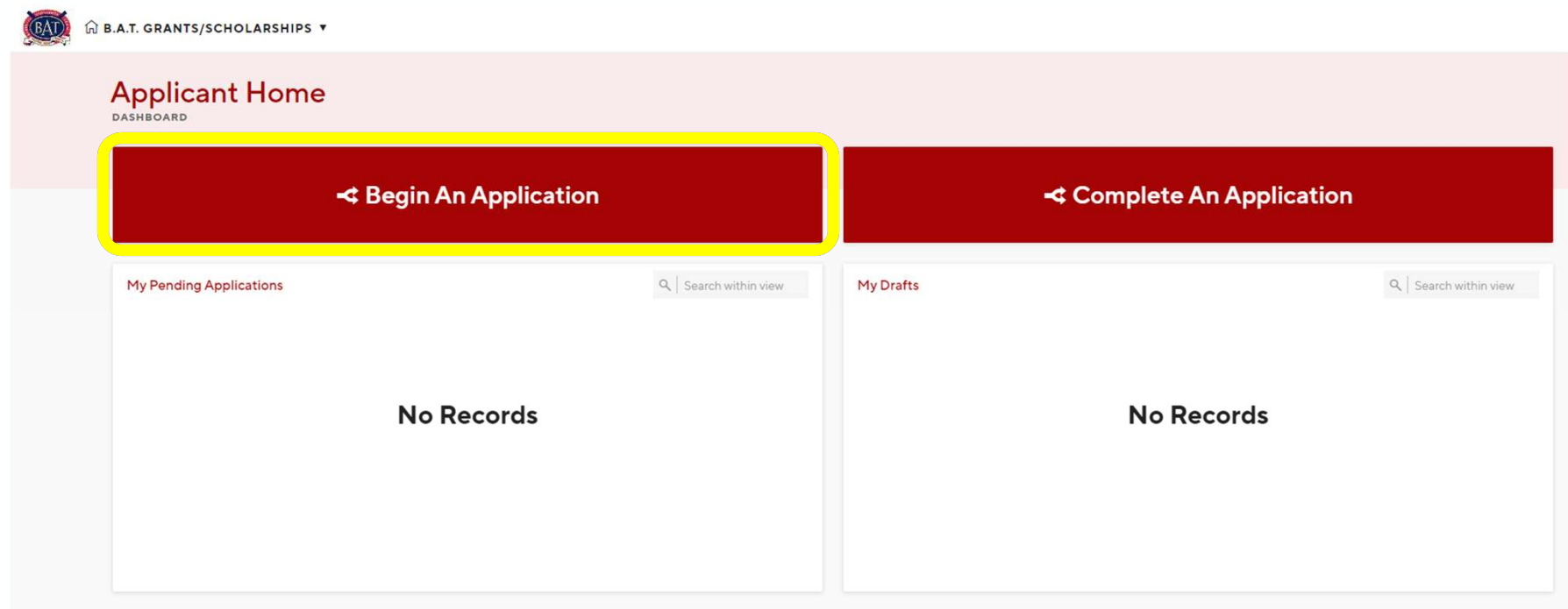
Choose a password

FINISHED




BAT Grant System – Applicant Guide

Step 6: Select Begin An Application.





The screenshot shows the 'Applicant Home' dashboard. At the top left is the BAT logo and a navigation link 'B.A.T. GRANTS/SCHOLARSHIPS'. The main header area contains two large red buttons: 'Begin An Application' (highlighted with a yellow border) and 'Complete An Application'. Below these are two white panels. The left panel, titled 'My Pending Applications', shows 'No Records'. The right panel, titled 'My Drafts', also shows 'No Records'. Both panels have a search bar labeled 'Search within view'.

 B.A.T. GRANTS/SCHOLARSHIPS ▼

Applicant Home

DASHBOARD

My Pending Applications

No Records

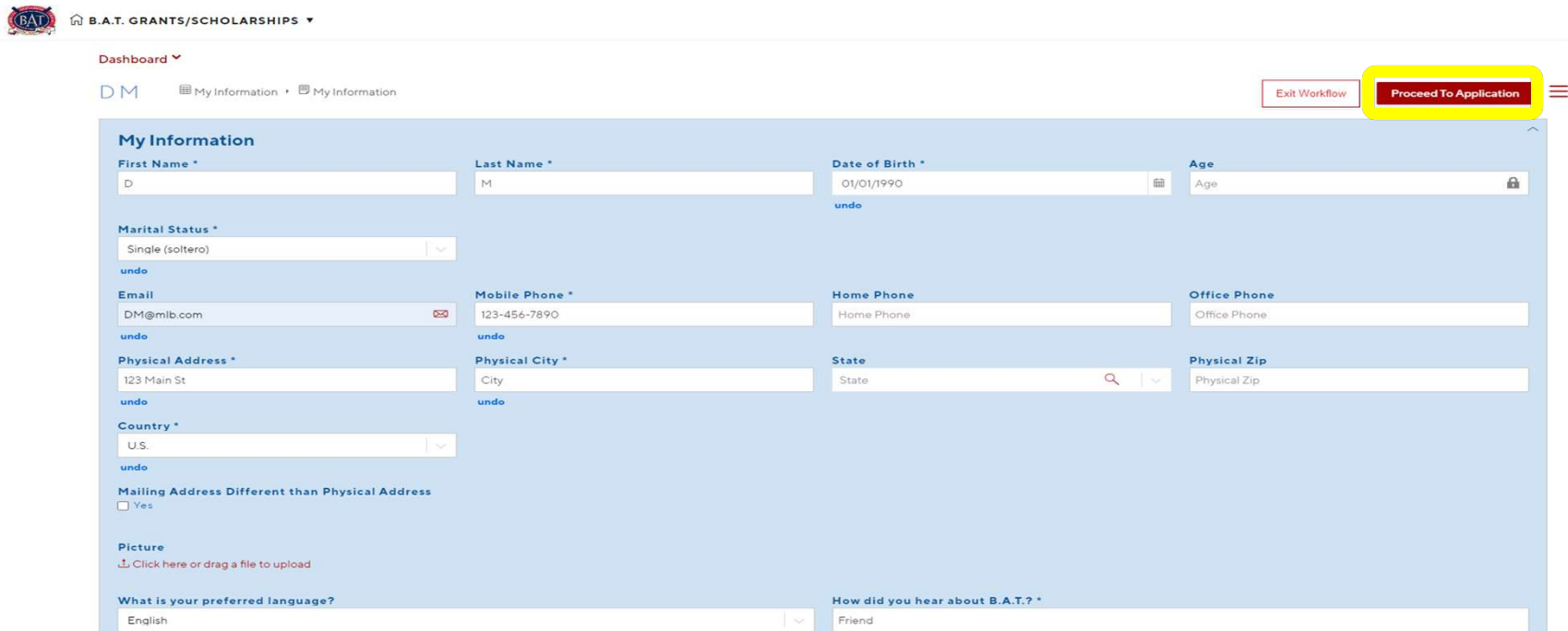
My Drafts

No Records



BAT Grant System – Applicant Guide

Step 7: Complete all fields of My Information. Submit by clicking Proceed To Application in the top right-hand corner. You will be taken to the Pre-Application Questionnaire.



The screenshot shows the 'My Information' form in the BAT Grant System. The form is titled 'My Information' and contains various fields for personal and contact information. The fields are organized into sections: First Name, Last Name, Date of Birth, Age, Marital Status, Email, Mobile Phone, Home Phone, Office Phone, Physical Address, Physical City, State, Physical Zip, Country, Mailing Address Different than Physical Address, Picture, What is your preferred language?, and How did you hear about B.A.T.? The 'Proceed To Application' button is highlighted in yellow in the top right corner.

My Information

First Name *
D

Last Name *
M

Date of Birth *
01/01/1990

Age
Age

Marital Status *
Single (soltero)

Email
DM@mlb.com

Mobile Phone *
123-456-7890

Home Phone
Home Phone

Office Phone
Office Phone

Physical Address *
123 Main St

Physical City *
City

State
State

Physical Zip
Physical Zip

Country *
U.S.

Mailing Address Different than Physical Address
☐ Yes

Picture
Click here or drag a file to upload

What is your preferred language?
English

How did you hear about B.A.T.? *
Friend

Exit Workflow

Proceed To Application



BAT Grant System – Applicant Guide

Step 8: Complete all fields of the Pre-Application Questionnaire and Submit the Pre-Application Questionnaire by clicking Submit on the top right-hand corner

Dashboard ▾

New Record ▢ My Requests ▢ Pre-Application Questionnaire

Exit Workflow Submit

Pre-Application Questionnaire

Applicant * Request Date *

DM 04/15/2021

Have you applied for a B.A.T grant or scholarship in the past? *

No

undo

In what country do you currently reside? *

U.S.

undo

Are you requesting assistance for an educational or vocational program? *

No

undo

Do you need assistance because of any of the following? *

Yes - Economic Crisis

undo

Assistance Needed

- An economic crisis in your country
- A natural disaster (e.g. hurricane, flood, earthquake or any other natural event that causes great damage or loss of life)
- Any other catastrophic event

Is the assistance you are requesting for an ongoing need or a one-time need? *

I have a one-time need (Tengo una sola necesidad)

undo

What are you requesting assistance for? *

Household necessities

undo

Do you have a bank account in your name where you can receive funds? *

Yes (Si)

undo

Currency *

U.S. Dollars

undo



BAT Grant System – Applicant Guide

Step 9: Click “Done” on the next page. You will be taken back to the Applicant Home page.

Dashboard ▾

DM

Current Applicant Lookup (FLOWS) ▸ Thank You for Your Questionnaire

Exit Workflow

Done

Thank You!

First Name

D

Last Name

M

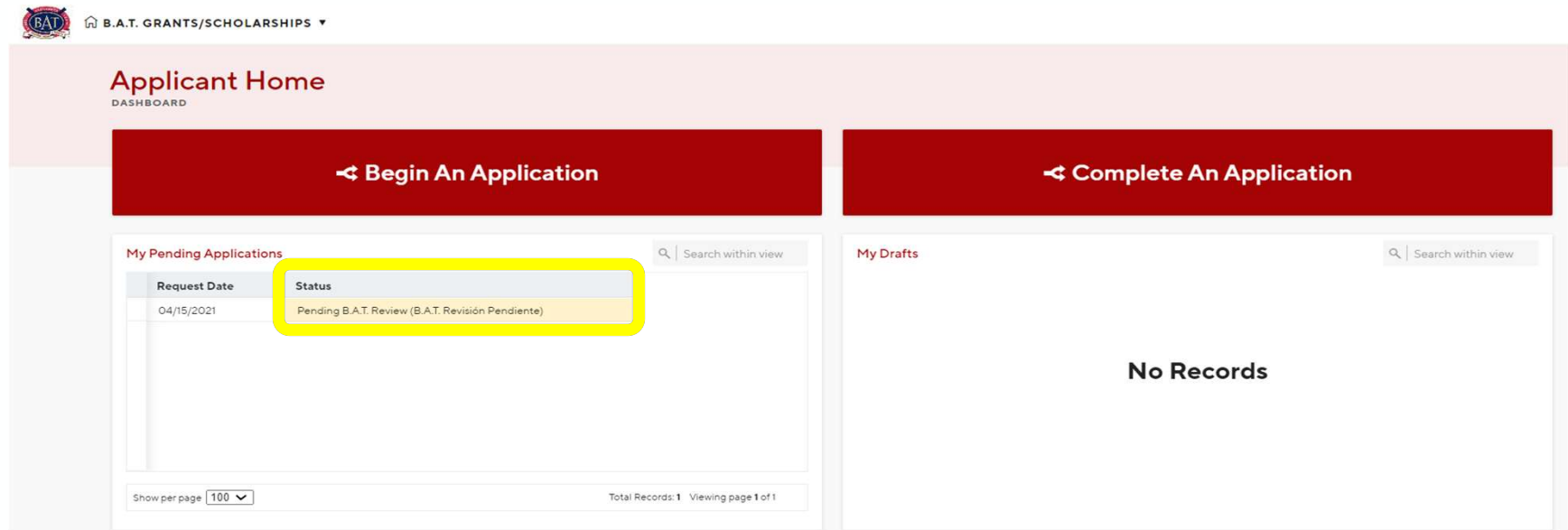
Thank you for taking our questionnaire. An email will be sent to you soon notifying you when you may complete an application.

Baseball Assistance Team
1271 Avenue of the Americas
New York, NY 10020
(e) bat@mlb.com
(p) 212-931-7822
(f) 212-949-5433



BAT Grant System – Applicant Guide

Step 10: The B.A.T. office will review your Pre-Application Questionnaire and you will receive an email to be prompted to begin your application. Please refer to the Status column to view which application you have been designated to complete (Grant/Scholarship/Crisis).



The screenshot shows the 'Applicant Home' dashboard. At the top, there is a navigation bar with the BAT logo and a dropdown menu for 'B.A.T. GRANTS/SCHOLARSHIPS'. Below this, the dashboard is divided into two main sections: 'Begin An Application' and 'Complete An Application', both with red backgrounds and white text. The 'Begin An Application' section contains a table titled 'My Pending Applications' with a search bar. The table has two columns: 'Request Date' and 'Status'. A single row is visible with the date '04/15/2021' and the status 'Pending B.A.T. Review (B.A.T. Revisión Pendiente)'. The 'Status' cell is highlighted with a yellow border. Below the table, there is a pagination bar showing 'Show per page 100' and 'Total Records: 1 Viewing page 1 of 1'. The 'Complete An Application' section contains a large white box with the text 'No Records'.

Applicant Home
DASHBOARD

Begin An Application

Complete An Application

My Pending Applications

Request Date	Status
04/15/2021	Pending B.A.T. Review (B.A.T. Revisión Pendiente)

Search within view

Show per page 100 Total Records: 1 Viewing page 1 of 1

My Drafts

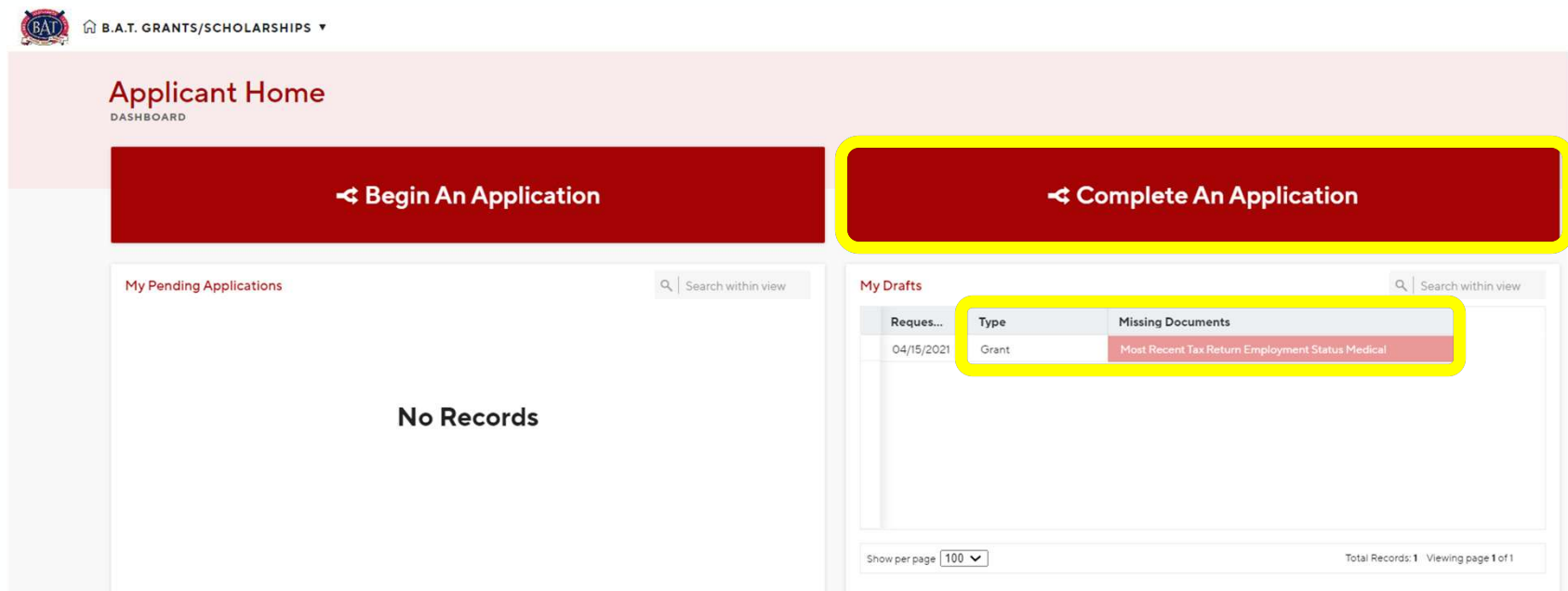
Search within view

No Records



BAT Grant System – Applicant Guide

Step 11: Once reviewed by the B.A.T. office, you will be prompted to complete a B.A.T. Grant/Scholarship/Crisis Application. Click on Complete An Application to continue



The screenshot shows the 'Applicant Home' dashboard. At the top, there is a navigation bar with the BAT logo and a dropdown menu for 'B.A.T. GRANTS/SCHOLARSHIPS'. Below this, the main heading is 'Applicant Home' with a 'DASHBOARD' subheading. Two large red buttons are prominently displayed: 'Begin An Application' and 'Complete An Application'. The 'Complete An Application' button is highlighted with a yellow border. Below these buttons, there are two sections: 'My Pending Applications' and 'My Drafts'. The 'My Pending Applications' section shows 'No Records'. The 'My Drafts' section contains a table with one record. The table has columns for 'Reques...', 'Type', and 'Missing Documents'. The record shows a request date of '04/15/2021', a type of 'Grant', and missing documents including 'Most Recent Tax Return', 'Employment Status', and 'Medical'. The 'Missing Documents' column is highlighted with a yellow border. At the bottom of the 'My Drafts' section, there is a 'Show per page' dropdown set to '100' and a status 'Total Records: 1 Viewing page 1 of 1'.

B.A.T. GRANTS/SCHOLARSHIPS ▼

Applicant Home

DASHBOARD

Begin An Application

Complete An Application

My Pending Applications

Search within view

No Records

My Drafts

Search within view

Reques...	Type	Missing Documents
04/15/2021	Grant	Most Recent Tax Return Employment Status Medical

Show per page 100 ▼


Total Records: 1 Viewing page 1 of 1



BAT Grant System – Applicant Guide

Step 12: Begin filling out information by clicking each category

- Income
- Assets
- Expenses
- Outstanding Debt
- Documents
- Children
- Living Arrangements
- Baseball Experience



The screenshot shows the BAT Grant System dashboard. At the top, there is a header with the BAT logo and the text "B.A.T. GRANTS/SCHOLARSHIPS". Below this, there is a "Dashboard" dropdown menu. The main content area displays a "New Request" form. The form includes fields for "Applicant" (with the value "DM") and "Request Date" (with the value "04/15/2021"). Below these fields, there is a section titled "Complete Each Section Below" which lists the following categories: Income, Assets, Expenses, Outstanding Debt, Documents, Children, Living Arrangements, and Baseball Experience. Each category is represented by a blue bar with a downward arrow on the right side. In the top right corner of the dashboard, there are two buttons: "Exit Workflow" and "Proceed With Application".

Step 13: Add information to each category by clicking on the red box highlighted below. Once all is completed, click Proceed With Application in the top right-hand corner.




The screenshot shows the "Income" category form. It features a blue header with the word "Income" in white. Below the header, there is a dropdown menu labeled "My Sources of Income" with a downward arrow. In the bottom right corner of the form, there is a red box containing a white plus sign icon.



BAT Grant System – Applicant Guide

Step 14: Fill out all the information requested below. Save changes as you go, please click "Save And Finish Later" in the upper-right corner. You are welcome to leave the application and finish it at another time.



B.A.T. GRANTS/SCHOLARSHIPS ▾

Dashboard ▾

28389: D M - 04/15/2021 FIND MY GRANT/CRISIS (FLOWS) ▾ Grant Application

Exit Workflow Save And Finish Later

Grant Application

Please fill out all necessary fields and then change the Status to Requested.

Applicant D M	Request Date 04/15/2021	Status * Draft (E: borrador)
-------------------------	-----------------------------------	--

Summary of Assistance Requested *
Summary of Assistance Requested

How did you come into this situation? *
How did you come into this situation?

What do you need to help you get out of this situation? *
What do you need to help you get out of this situation?

Understanding that B.A.T. is a short term bridge, when will you no longer need assistance and why? *
Understanding that B.A.T. is a short term bridge, when will you no longer need assistance and why?

Please document your efforts to seek employment *
Please document your efforts to seek employment

Request Miscellaneous

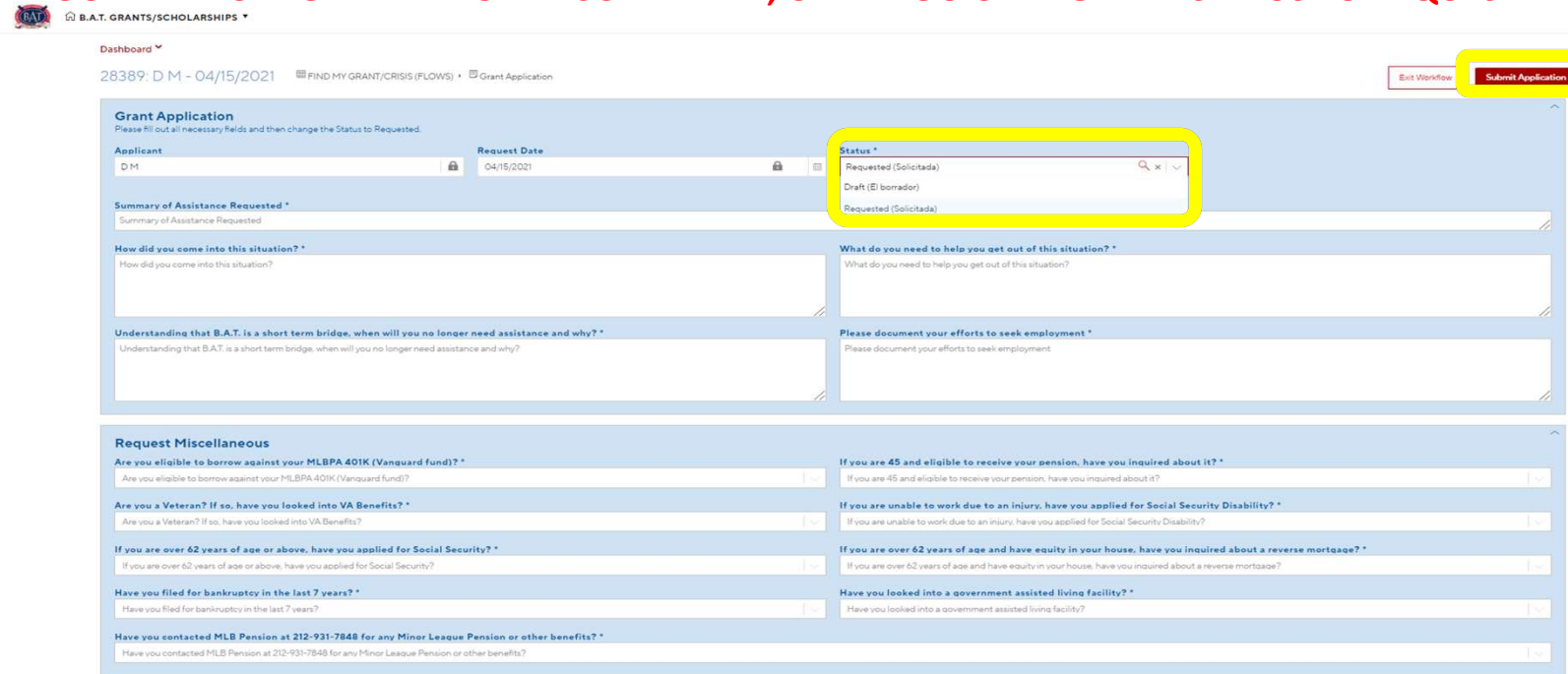
Are you eligible to borrow against your MLBPA 401K (Vanguard fund)? * Are you eligible to borrow against your MLBPA 401K (Vanguard fund)?	If you are 45 and eligible to receive your pension, have you inquired about it? * If you are 45 and eligible to receive your pension, have you inquired about it?
Are you a Veteran? If so, have you looked into VA Benefits? * Are you a Veteran? If so, have you looked into VA Benefits?	If you are unable to work due to an injury, have you applied for Social Security Disability? * If you are unable to work due to an injury, have you applied for Social Security Disability?
If you are over 62 years of age or above, have you applied for Social Security? * If you are over 62 years of age or above, have you applied for Social Security?	If you are over 62 years of age and have equity in your house, have you inquired about a reverse mortgage? * If you are over 62 years of age and have equity in your house, have you inquired about a reverse mortgage?
Have you filed for bankruptcy in the last 7 years? * Have you filed for bankruptcy in the last 7 years?	Have you looked into a government assisted living facility? * Have you looked into a government assisted living facility?
Have you contacted MLB Pension at 212-931-7848 for any Minor League Pension or other benefits? * Have you contacted MLB Pension at 212-931-7848 for any Minor League Pension or other benefits?	



BAT Grant System – Applicant Guide

Step 15: Once completed with entering all the information, change the status from Draft to Requested. Then, click on Submit Application on the top right-hand corner.

YOUR APPLICATION WILL NOT BE SUBMITTED, UNTIL YOU CHANGE THE STATUS TO REQUESTED



BAT B.A.T. GRANTS/SCHOLARSHIPS ▾

Dashboard ▾

28389: D M - 04/15/2021 FIND MY GRANT/CRISIS (FLOWS) ▾ Grant Application

[Exit Workflow](#) [Submit Application](#)

Grant Application

Please fill out all necessary fields and then change the Status to Requested.

Applicant **Request Date**

Status *

- Requested (Solicitada)
- Draft (El borrador)
- Requested (Solicitada)

Summary of Assistance Requested *

Summary of Assistance Requested

How did you come into this situation? *

How did you come into this situation?

Understanding that B.A.T. is a short term bridge, when will you no longer need assistance and why? *

Understanding that B.A.T. is a short term bridge, when will you no longer need assistance and why?

What do you need to help you get out of this situation? *

What do you need to help you get out of this situation?

Please document your efforts to seek employment *

Please document your efforts to seek employment

Request Miscellaneous

Are you eligible to borrow against your MLBPA 401K (Vanquard fund)? *

Are you eligible to borrow against your MLBPA 401K (Vanquard fund)?

Are you a Veteran? If so, have you looked into VA Benefits? *

Are you a Veteran? If so, have you looked into VA Benefits?

If you are over 62 years of age or above, have you applied for Social Security? *

If you are over 62 years of age or above, have you applied for Social Security?

Have you filed for bankruptcy in the last 7 years? *

Have you filed for bankruptcy in the last 7 years?

Have you contacted MLB Pension at 212-931-7848 for any Minor League Pension or other benefits? *

Have you contacted MLB Pension at 212-931-7848 for any Minor League Pension or other benefits?

If you are 45 and eligible to receive your pension, have you inquired about it? *

If you are 45 and eligible to receive your pension, have you inquired about it?

If you are unable to work due to an injury, have you applied for Social Security Disability? *

If you are unable to work due to an injury, have you applied for Social Security Disability?

If you are over 62 years of age and have equity in your house, have you inquired about a reverse mortgage? *

If you are over 62 years of age and have equity in your house, have you inquired about a reverse mortgage?

Have you looked into a government assisted living facility? *

Have you looked into a government assisted living facility?



BAT Grant System – Applicant Guide

Step 16: Your application is now complete, click Done in the top right-hand corner.



B.A.T. GRANTS/SCHOLARSHIPS ▼

Dashboard ▼

28389: D M - 04/15/2021 FIND MY REQUEST (FLOWS) ▶ Thank You for your Application

Exit Workflow

Done

Thank You!

First Name

D



Last Name

M



Date of Submission

04/16/2021 04:45PM



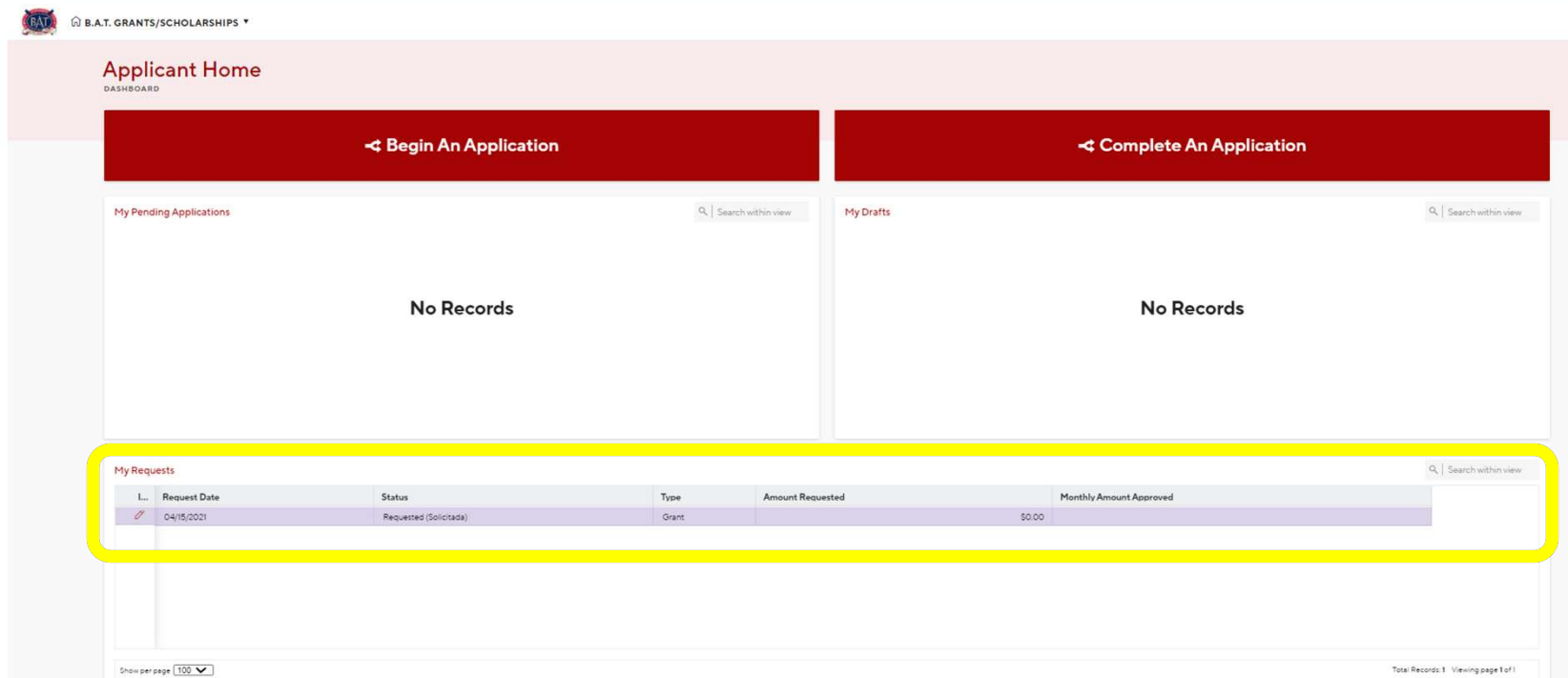
Thank you for completing this application. A member from the B.A.T. staff will be in touch with you soon regarding your application. Thank you!

Baseball Assistance Team
1271 Avenue of the Americas
New York, NY 10020
(e) bat@mib.com
(p) 212-931-7822
(f) 212-949-5433



BAT Grant System – Applicant Guide

Step 17: Your application will now have moved from “My Drafts” to “My Requests”.



Applicant Home
DASHBOARD

[← Begin An Application](#) [← Complete An Application](#)

My Pending Applications Search within view

No Records

My Drafts Search within view

No Records

My Requests Search within view

L...	Request Date	Status	Type	Amount Requested	Monthly Amount Approved
	04/15/2021	Requested (Solicitada)	Grant		\$0.00

Show per page 100 ▼ Total Records: 1 Viewing page 1 of 1

Final Step: The B.A.T. office will now have access to review your application. Please check back to My Requests to monitor the status of your application. The office will contact you with any questions.

