

# GAME NOTES

WEDNESDAY, JUNE 9, 2021 • GAME #61 • HOME GAME #32  
NEW YORK METS (29-24) at BALTIMORE ORIOLES (22-38)  
RHP Taijuan Walker (4-2, 2.17) vs. RHP Matt Harvey (3-6, 6.62)



2016	2014	2012	1997	1996	1983	1979	1974	1973	1971	1970	1969	1966
AL WILD CARD	AL EAST CHAMPS	AL WILD CARD	AL EAST CHAMPS	AL WILD CARD	WORLD CHAMPS	AL CHAMPS	AL EAST CHAMPS	AL EAST CHAMPS	AL CHAMPS	WORLD CHAMPS	AL CHAMPS	WORLD CHAMPS

O's SEASON BREAKDOWN	
Overall	22-38
Home	11-20
Road	11-18
Day	9-18
Night	13-20
Current Streak	W2
Last 5 Games	4-1
Last 10 Games	5-5
April	12-14
May	5-23
June	5-1
July	--
August	--
September	--
vs. LHSP	8-13
vs. RHSP	14-25
Series Opener	8-12
Series Opener at Home	3-7
Series Opener on Road	5-5
By Series	6-11-2
By Home Series	2-6-1
By Road Series	4-5-1
Rubber Games	3-0
Sweeps/Were Swept	1-6
Scored First	13-12
Opponent Scored First	9-26
1-run games	4-9
Comeback Wins	10-16
Last AB Wins	3-8
Walk-off Wins	2-2
Extra Innings	2-4
Led After 6	18-2
Led After 7	18-1
Led After 8	20-2
Tied After 6	1-6
Tied After 7	2-6
Tied After 8	1-2
Behind After 6	3-30
Behind After 7	1-27
Behind After 8	0-29
vs. A.L. Teams	20-32
vs. N.L. Teams	2-6
Hit 0 HR	4-13
Hit 1+ HR	18-25
Scored 3 or Fewer Runs	3-26
Scored 4 or More Runs	19-12
Allowed 3 or Fewer Runs	16-9
Allowed 4 or More Runs	6-29
More Hits than Opponent	16-8
Fewer Hits than Opponent	4-27
Committed No Errors	19-20
Committed 1 or More Errors	3-18

VS. NEW YORK-NL	
Record in 2021	1-2
at Home	1-0
at Citi Field	0-2
Team AVG/OBP/SLG	.282/.348/.437
Runs per Game	4.3 (13 R/3 G)
All-Time Record (since 1997)	16-27
All-Time at Home	10-14
All-Time at New York-NL	6-13

ORIOLES - METS HEAD-TO-HEAD	
BALTIMORE.....	NEW YORK-NL
1-2.....	Record.....
282.....	Average.....
13.....	Runs.....
29.....	Hits.....
2.....	Home Runs.....
4.62.....	ERA.....
22.....	Strikeouts.....
1.....	Errors.....

O'S ON THE INJURED LIST	
Austin Hays	10-day (left hamstring strain)
John Means	10-day (left shoulder strain)
Chris Davis	60-day (lower back strain)
Richie Martin	60-day (left wrist fracture)

**CALENDAR PAGE TURNED:** The Orioles defeated the Mets in last night's series opener to improve to 5-1 in the month of June; their five wins and .833 winning percentage are tied for the best in the majors this month...The O's as a team are slashing .357/.410/.606 (76-for-213) in six games in June, leading the majors in each category (batting average, OBP, slugging)...Their 48 runs scored this month also are the most in baseball and their 39 strikeouts while hitting are the fewest.

- ⚾ The O's have scored double digit runs in each of their last two games, the first time with consecutive games of double digit runs since September 23-24, 2019; have four total games this season scoring 10+ runs.
- ⚾ The combined 28 runs scored by the O's in their last two games are the fourth-most in a two-game span in club history (since 1954), according to *The Elias Sports Bureau* (29 runs - June 13-14, 1999, 32 runs - August 15-16, 1996, and 36 runs - September 28-29, 2000).
- ⚾ The O's have collected at least 16 hits in back-to-back games for the first time since June 26-28, 2016; the club record is three-straight games from May 24-27, 2003.
- ⚾ **OF Cedric Mullins** leads the majors with 14 hits this month and his 28 total bases are tied for the most, while **INF/OF Ryan Mountcastle's** 10 RBI this month are tied for the third-most in baseball.

**DOUBLING DOWN:** The Orioles recorded a season-high seven doubles in last night's game, their most in a game since September 24, 2020 at BOS...The O's 109 doubles as a team are the fourth most in the majors and American League...**OF Cedric Mullins** ranks second in the AL with 17 doubles and tied for the seventh-most in the majors...The O's have three players in the top 20 in the AL in doubles (**Franco**, 14 - T-11<sup>th</sup> and **Mancini**, 13 - T-19<sup>th</sup>).

**TORTOISE AND THE HARE:** The Orioles completed their 60<sup>th</sup> game of the season last night, the same amount of games played during last year's 2020 shortened season...The Orioles as a team slashed .243/.308/.406 with 67 home runs in 60 games this season, after slashing .258/.321/.429 with 77 home runs last season...In 60 games the O's have posted a 4.81 team ERA (277 ER/518.0 IP), with starters having a 5.21 ERA (162 ER/279.2 IP) and the bullpen a 4.34 ERA (115 ER/238.1 IP)...Last season the O's had a team ERA of 4.51 (260 ER/518.2 IP) and starters ERA of 5.09 (151 ER/267.0 IP) and a bullpen ERA of 3.90 (109 ER/251.2 IP).

- ⚾ This year and last year's O's hits leaders through 60 games (**Mullins**, 75 - 2021 and **Alberto**, 62 - 2020), home run leaders (**Mancini**, 11 - 2021 and **Núñez**, 12 - 2020), and RBI leaders (**Mancini**, 45 - 2021 and **Ruiz/Santander**, 32 - 2020).

**#VOTE MULLINS:** **OF Cedric Mullins** leads the American League with 75 hits and ranks third in the majors...His 125 total bases and 17 doubles rank second in the AL, his .325 batting average ranks third, his .394 OBP and .935 OPS rank fifth, his nine stolen bases are tied for fifth, and his 29 extra-base hits tied for sixth.

- ⚾ He's slashing .531/.595/1.063 (17-for-32) during his current eight-game hitting streak, with nine extra-base hits, eight runs scored, five RBI, and five walks.
- ⚾ Mullins is batting .407 (22-for-54) in the first inning...His 22 first inning hits lead the majors and are the most hits by a player in any inning in the majors.
- ⚾ He's batting .389 (35-for-90) when leading off an inning; his 35 hits leading off an inning are the most in the majors.
- ⚾ His 2.9 WAR ranks as the second-best in the AL, according to *FanGraphs*, while his 2.8 WAR ranks tied for the second-best in the AL, according to *STATS Platform*.
- ⚾ His six outs above average are the most by a center fielder in the majors and his five runs prevented are tied for the most, according to *Statcast*.
- ⚾ In the O's 22 wins, Mullins is hitting .427 (38-for-89), hitting safely in 21 of the 22, while in the O's 38 losses he's hitting .261 (37-for-142).

**KING OF THE CASTLE:** **INF/OF Ryan Mountcastle** has driven in at least one run in seven-straight games, the longest active streak in the majors and tied for the longest streak at any point this season...It's the longest streak by an Oriole since **Anthony Santander** had an RBI in eight-straight games from August 6-14, 2020; club record is 11-straight by **Doug DeCinces** (September 22, 1978 - April 6, 1979) and the club record for a single-season is 10-straight by **Reggie Jackson** (July 11-23, 1976)...The MLB record for consecutive games with an RBI by a rookie is 10...Mountcastle has hit safely in each of these seven games, slashing .414/.433/.931 (12-for-29) with three doubles, four home runs, seven runs scored, and 11 RBI.

- ⚾ Mountcastle ranks among Major League rookie leaders in extra-base hits (T-1<sup>st</sup>, 21), home runs (T-2<sup>nd</sup>, 8), doubles (T-2<sup>nd</sup>, 12), RBI (T-2<sup>nd</sup>, 31), total bases (T-3<sup>rd</sup>, 89), and hits (7<sup>th</sup>, 51).
- ⚾ He is batting .316 (36-for-114) with seven of his eight home runs and 22 RBI in 30 home games; is batting .170 (15-for-88) with nine RBI in 25 road games.
- ⚾ Mountcastle is hitting .417 (10-for-24) with runners in scoring position and two outs and .355 (22-for-62) with two outs; his batting average with two outs is the second-highest in the AL and the fourth-highest in the majors.

**THIS AND THAT:**

- ⚾ The O's .292 batting average against left-handed pitching leads the majors...Seven O's (min. 30 AB) have a .300-or-better batting average against lefties.
- ⚾ **OF Anthony Santander** has hit safely in 15 of 17 games since returning from the IL on 5/21...He is slashing .343/.375/.567 (23-for-67) with nine doubles, two home runs, nine runs scored, and eight RBI during this stretch.
- ⚾ The O's have gone 2-6 (.250) in Interleague play this season; the second-lowest winning percentage in the AL...Went 11-9 (.550) in Interleague play last year.

**#VOTE MANCINI:** **INF Trey Mancini** leads the Orioles with 11 home runs and 45 RBI; has also recorded the second-most hits on the team (61)...Mancini's RBI are the sixth-most in baseball.

- ⚾ He is batting a team-best .371 (26-for-70) with RISP; also batting .421 (8-for-19) with RISP and two outs...His 26 hits with RISP are the most in the majors.

HITTING IT OFF	
American League Hit Leaders:	
No. 1) <b>CEDRIC MULLINS, BAL</b>	<b>75 hits</b>
No. 2) Isiah Kiner-Falefa, TEX	72 hits
No. 3) Xander Bogaerts, BOS	70 hits
No. 4) Vladimir Guerrero, Jr., TOR	69 hits
No. 5) J.D. Martinez, BOS	68 hits
Marcus Semien, TOR	68 hits

A TOUGH OUT	
Current Streaks (by PA) Without a Strikeout:	
No. 1) <b>CEDRIC MULLINS, BAL</b>	<b>36 PA</b>
No. 2) Willie Calhoun, TEX	23 PA
No. 3) Garrett Stubbs, HOU	20 PA
Mike Yastrzemski, SF	20 PA

RUN PRODUCERS	
American League RBI Leaders:	
No. 1) Rafael Devers, BOS	48 RBI
Austin Meadows, TB	48 RBI
No. 3) Vladimir Guerrero, Jr., TOR	47 RBI
No. 4) José Abreu, CWS	46 RBI
No. 5) <b>TREY MANCINI, BAL</b>	<b>45 RBI</b>

LEFTY LOOSEY	
MLB Team Batting Leaders against LHP:	
No. 1) <b>BALTIMORE ORIOLES</b>	<b>.292</b>
No. 2) Houston Astros	.288
No. 3) Colorado Rockies	.274
No. 4) Chicago White Sox	.272
No. 5) Washington Nationals	.264

O's STATCAST NUGGETS	
<b>Furthest Home Run</b>	
447 ft. - Mountcastle - 6/5 vs. CLE	
<b>Exit Velocity Max</b>	
114.6 MPH (2B) - Mountcastle - 6/5 vs. CLE	
<b>Exit Velocity Avg.</b>	
90.2 mph - Santander (min. 100 AB's)	
<b>Barrels</b>	
Mancini (21)	
<b>Fastest Pitch</b>	
100.2 MPH - Scott - 5/14 vs. NYY	

O'S AT HOME	
Record	11-20
Team AVG/OBP/SLG	.257/.329/.432
Runs per Game	4.6 (144 R/31 G)
Fielding Errors	13
Team ERA	5.20 (159 ER/275.0 IP)
Starters W-L	5-14
Starters ERA	6.44 (92 ER/128.2 IP)
Starters Strikeouts/Walks	113/46
Bullpen W-L	6-6
Bullpen ERA	4.12 (67 ER/146.1 IP)
Bullpen Strikeouts/Walks	166/52
Saves/Opps	4/10
Best Homestand	3-4 (4/23-29)
Worst Homestand	1-6 (4/8-15)

UPCOMING MILESTONES	
Trey Mancini	97 home runs (3 shy of 100)
Matt Harvey	47 wins (3 shy of 50)
Freddy Galvis	929 hits (71 shy of 1,000)
DJ Stewart	87 hits (13 shy of 100)
Ryan Mountcastle	93 hits (7 shy of 100)

ORIOLESPRESSBOX.COM	
To find the latest Orioles Game Notes, Rosters, Supplemental Bios, Press Releases, Orioles 2021 Media Guide, and other team related information, please visit <a href="http://www.oriolepressbox.com">www.oriolepressbox.com</a>	

UPCOMING SCHEDULE AND PROBABLE STARTING PITCHERS					
DATE	OPPONENT	TIME	TV	ORIOLES STARTER	OPPONENT STARTER
June 10	OFF DAY				
June 11	at Tampa Bay	7:10 p.m.	MASN2	LHP Keegan Akin (0-0, 3.60)	TBA
June 12	at Tampa Bay	4:10 p.m.	MASN	TBA	TBA
June 13	at Tampa Bay	1:10 p.m.	MASN2	TBA	TBA

All times listed are Eastern; All games broadcast on the Orioles Radio Network and 105.7 The Fan

TONIGHT'S STARTING PITCHER



#32 RHP MATT HARVEY

3-6, 6.62 ERA

HT: 6-4 WT: 220  
DOB: 3/27/89 Age: 32  
Bats: R Throws: R

**QUICK HITS:** Harvey has suffered the loss in five starts from 5/7-29 tying the longest losing streak of his career that includes no decisions in between... His previous longest streak of starts with consecutive losses was four from 10/3/15-4/16/16...Won three-straight contests from 4/20-5/1, the third time in his career that he won three games in his first six starts of a season...Did not give up a home run in all three of his wins this year...Harvey is 33-21 in 85 career games (81 starts) when holding his opponents without a homer...Had his contract selected by the Orioles on 3/25/21...Is three wins shy from the 50<sup>th</sup> of his career.

**LAST START:** Did not factor in the decision on 6/2, snapping a streak of five consecutive losses...Threw 3.0 innings, allowing one run on two hits, one home run, and one walk, while striking out three...Threw on three days rest for the second time in his career (also 9/6/20 with KC)...Has allowed a home run in four-straight starts for the first time since allowing a homer in a career-high tying five outings from 9/19/18-4/9/19.

**CAREER VS. NYM:** Will be facing the Mets for just the second time in his career, and second time this season...Suffered the loss on 5/12 at Citi Field, in which he threw 4.1 innings, allowing seven runs on eight hits and one walk, while striking out four...The start on 5/12 marked his return to New York after spending the first five years of his career with the Mets, prior to getting traded to Cincinnati during the 2018 season...Harvey was drafted by the Mets seventh overall in the 2010 First-Year Player Draft.

**AGAINST THE NL EAST:** Tonight marks Harvey's 57<sup>th</sup> career start (59<sup>th</sup> appearance) vs. the NL East, in which he is 17-23 with a 4.18 ERA (154 ER/331.2 IP)...It is his fourth appearance vs. an NL East opponent, prior to this season, Harvey had not pitched against the NL East since making six starts (seven appearances) in 2018...Is 1-2 in his three starts this season with a 9.64 ERA (25 ER/14.0 IP).

**SHORT STUFF:** Threw just 3.0 innings on 6/2, marking his third game this season, and second-straight, in which he has thrown 3.0-innings-or less; seven of his 15 starts since the beginning of 2020 have been 3.0 innings-or-less, after having just three such games in 140 starts prior...Harvey is 0-8 in 10 career starts when throwing 3.0 innings-or-less with a 17.18 ERA (46 ER/24.1 IP)...Teams are 2-8 when Harvey throws 3.0 innings-or-less.

**SWIPER NO SWIPING:** Base runners are 10-for-11 in stolen base attempts when Harvey is on the mound this year; entering this season, base runners had only stole 10-or-more bases vs. Harvey in a single season once (2015, 11)...Runners have stolen a base in six of his 12 starts this season, including multiple stolen bases in four of those games...Three each of the stolen bases have come on his sinker, slider, and fastball, with one steal coming on his changeup.

**RUN SUPPORT WOES:** Has received seven runs of support total over his past six starts, in which he is 0-5, of those six starts; he has received no run support in four of those starts...He earned 25 runs of support in his first six starts of the season in which he went 3-1, including 17 runs of support total during his three-game win-streak.

**2020 HIGHLIGHTS:** Made seven appearances (four starts) with Kansas City after signing a minor league deal with the Royals...Posted a 0-3 record with an 11.57 ERA (15 ER/11.2 IP), five walks, and 10 strikeouts...Harvey made three relief appearances, including his first since 5/8/18 vs. Atlanta (with NYM), after making just five relief appearances from 2012-19...As a starter, he allowed 13 runs on 20 hits — five of which were home runs — in 9.1 IP; nine of the 15 runs he allowed came via home runs.

2021 & CAREER SPLITS

	2021						CAREER					
	W-L	ERA	G/S	IP	ER		W-L	ERA	G/S	IP	ER	
Home	1-3	5.18	6/6	24.1	14		25-25	4.03	82/79	457.2	205	
Road	2-3	7.90	6/6	27.1	24		22-33	4.56	82/77	432.2	219	
Day	1-4	7.59	7/7	32.0	27		16-21	4.73	55/53	296.2	156	
Night	2-2	5.03	5/5	19.2	11		31-37	4.06	109/103	593.2	268	
	AVG	AB	H	HR	BB	SO	AVG	AB	H	HR	BB	SO
vs. Left	.260	96	25	5	7	16	.255	1696	433	67	142	422
vs. Right	.331	124	41	3	10	29	.257	1721	442	46	112	395
TOTALS	.300	220	66	8	17	45	.256	3417	875	113	254	817

RUN SUPPORT IN GAMES IN 2021 (as starter)	PITCH TYPE IN 2021  (via FanGraphs)	MISCELLANEOUS 2021 STATS
0 Runs.....4 1 Runs.....0 2 Runs.....1 3 Runs.....4 4 Runs.....1 5 Runs.....0 6 Runs.....1 7 Runs.....0 8 Runs.....1 9 Runs.....0 10+ Runs .....0 Total .....32 RSA.....5.57	Fastball ..... 61.0% Changeup ..... 9.4% Curveball ..... 10.6% Slider..... 19.0%  Average Velocity (MPH) Fastball .....93.3 Changeup .....84.9 Curveball .....80.3 Slider.....86.3	WHIP .....1.61 K/9 .....7.84 BB/9 .....2.96 QS .....1 #P/IP .....18.6  Opponents AVG: .....300 OBP: .....353 SLG: .....495 OPS: .....848

2021 HIGHS	CAREER HIGHS
Innings Pitched: 6.0, 4/26 vs. NYY Hits Allowed: 9, 5/23 at WSH Runs Allowed: 7, 5/12 at NYM Strikeouts: 6, 2x, last: 5/29 at CWS Walks: 3, 3x, last: 5/29 at CWS HR allowed: 2, 5/18 vs. TB Winning Streak: 3, 4/20-5/1 Losing Streak: 5, 2x, last: 5/7-current Shortest Start: 1.2 IP, 5/18 vs. TB Pitches Thrown: 92, 5/23 at WSH Low-Hit CG: —	Innings Pitched: 9.0, 2x, last: 8/7/13 vs. COL Hits Allowed: 12, 9/18/17 at MIA Runs Allowed: 9, 5/19/16 vs. WSN Strikeouts: 13, 6/18/13 (1) at ATL Walks: 5, 5x, last: 7/18/19 vs HOU HR allowed: 4, 2x, last: 5/23/19 vs. MIN Winning Streak: 5, 4/9/15-5/1/15 Losing Streak: 5, 3x, last: 5/7-current Shortest Start: 1.1 IP, 9/1/20 vs. CLE Pitches Thrown: 121, 2x, last: 7/8/13 at SFG Low-Hit CG: 4, last: 8/7/13 vs. COL

HARVEY VS. NYM	WALKER VS. BAL
PLAYERAVGABHHR RBI Alonso.50021000 Blankenhorn.— — — — — Drury.00030000 Lindor.2867212 McCann.— — — — — McKinney.— — — — — Nido.00020000 Peraza.50021001 Pillar.50021002 Smith1.00022001 Villar.26715413 Williams1.00011111	PLAYERAVGABHHR RBI Franco.00020000 Galvis.00020000 Mancini.66732000 McKenna.— — — — — Mountcastle.00070000 Mullins.20051000 Santander.66732000 Severino.00030000 Stewart.00020000 Valaika.50021000 Wilkerson.— — — — — Wynns.— — — — —

HARVEY'S 2021 GAMES														
DATE	OPP	SCORE	WHEN LEFT	DEC	IP	H	R	ER	BB	K	HR	PIT	STR	NOTES
4/3	at BOS	2-4	3-2	ND	4.2	6	2	2	1	4	0	86	52	Orioles debut, first start of season
4/8	vs. BOS	3-7	2-3	L	5.0	7	4	4	1	5	1	84	57	Longest start since 7/13/19 with Los Angeles-AL
4/15 (G1)	vs. SEA	2-4	2-2	ND	4.2	3	2	2	1	3	1	89	53	Fewest hits allowed in a start since 4/28/19 (2 H, 7.0 IP)
4/20	at MIA	7-5	6-3	W	5.0	8	3	3	0	4	0	82	50	First win since 7/13/19 with Los Angeles-AL
4/26	vs. NYY	4-2	3-1	W	6.0	3	1	1	3	5	0	84	51	First QS since 4/28/19, first consecutive wins since 6/21-7/13/18
5/1	at OAK	8-4	8-1	W	5.2	4	2	2	3	1	0	90	54	Won three-straight games
5/7	vs. BOS	2-6	0-4	L	4.0	4	4	0	1	3	1	86	55	Shortest start of the season
5/12	at NYM	1-7	0-7	L	4.1	8	7	7	1	4	0	78	50	Season-high runs
5/18	vs. TB	6-13	0-6	L	1.2	7	6	6	1	1	2	59	38	Shortest start since 9/1/20 (1.1 IP)
5/23	at WSH	5-6	4-5	L	4.2	9	6	5	1	6	1	92	60	Four-game losing streak
5/29	at CWS	4-7	3-5	L	3.0	5	5	5	3	6	1	88	55	Season-high-tying 3 BB and 6 K
6/2	vs. MIN	6-3	0-1	ND	3.0	2	1	1	1	3	1	43	25	Pitched on three days rest
TOTALS					3-6	51.2	66	43	38	17	45	8	961	600 (62.4%)

FRIDAY'S STARTER - LHP KEEGAN AKIN (0-0, 3.60 ERA)

Akin will be making his third start of the season following four prior relief appearances Friday at Tropicana Field...He did not factor in the decision in his last start on 6/4 vs. CLE, in which he threw a season-high 5.0 innings, not allowing a run on three hits and one walk, while striking out four...Marked the third time in his career he threw at least 5.0 innings and the first time since 9/16/20 vs. ATL...Did not allow a run in an outing for the second time this season and the fifth time in his career; it was the third time he has not allowed a run in a start and the first since 9/16/20 vs. ATL...His start on Friday will be his first start vs. TB (third appearance); does not have a decision, with a 5.40 ERA (2 ER/3.1 IP)...Appeared in relief vs. TB on 5/20, throwing 3.0 innings, and allowing two runs on five hits and one walk, while striking out four.



BIRDS IN THE BULLPEN



PITCHER	LAST PEN OUTING	(Dec.)	IP	H	R	ER	BB	SO	RETIRED/1 <sup>ST</sup> BF	IR/SCORED	SAVES/OPP	INNINGS-HIGH	STRIKEOUTS-HIGH
Fry	6/4 vs. CLE	SV	1.0	2	0	0	0	1	19/23	11/3	2/4	2.0 (5/23 at WSH)	3 (3x, last: 5/31 vs. MIN)
H. Harvey	6/8 vs. NYM	ND	1.0	1	0	0	0	0	3/3	-/-	-/-	1.0 (3x, last: 6/8 vs. NYM)	1 (6/4 vs. CLE)
Lakins, Sr.	6/8 vs. NYM	ND	1.0	1	1	1	0	1	14/19	7/2	0/1	2.0 (6/5 vs. CLE)	3 (2x, last: 6/5 vs. CLE)
Plutko	6/5 vs. CLE	ND	2.0	4	5	1	0	3	13/21	21/9	0/2	3.0 (4/6 at NYY)	3 (2x, last: 6/5 vs. CLE)
Sceroler	4/11 vs. BOS	ND	1.0	5	3	3	1	2	2/2	5/2	-/-	2.2 (4/5 at NYY)	4 (4/5 at NYY)
Scott	6/4 vs. CLE	HLD	1.0	0	0	0	0	3	21/28	15/6	-/-	1.1 (4/7 at NYY)	3 (2x, last: 6/4 vs. CLE)
Sulser	6/4 vs. CLE	W	1.0	1	0	0	0	1	14/19	9/3	1/1	2.0 (2x, last: 4/23 vs. OAK)	3 (3x, last: 5/9 vs. BOS)
Tate	6/5 vs. CLE	ND	2.0	2	1	1	0	2	9/15	10/1	-/-	2.2 (4/27 vs. NYY)	2 (2x, last: 6/5 vs. CLE)
Valdez	6/5 vs. CLE	ND	2.1	2	1	1	0	2	11/22	8/3	8/12	2.1 (2x, last: 6/5 vs. CLE)	3 (2x, last: 4/20 at MIA)
Wells	6/8 vs. NYM	ND	2.0	0	0	0	0	1	11/16	10/4	-/-	3.0 (6/2 vs. MIN)	6 (5/18 vs. TB)
TOTALS	4.34 ERA	10-14	238.1	216	127	115	97	262	141/205	110/43	11/21		

**51 • PAUL FRY • LHP** **0-1, 2 SV, 6 HLD, 1.99 ERA, 13.10 SO/9 - 23 G**  
vs. ALL: .179 (14-for-78) vs. LHB: .167 (5-for-30) vs. RHB: .188 (9-for-48)  
👉 Picked up his second save of the year on 6/4 vs. CLE; his single-season career-high is three saves (2019)  
👉 Matched his season-high strikeouts (3) on 5/31 vs. MIN; recorded multiple strikeouts in a career-high four-straight games (5/19-31)  
👉 His 13.10 SO/9 is third among O's relievers; posted a career-best 11.86 SO/9 in 2020, and owns a 9.86 SO/9 for his career (153 K/139.2 IP)  
👉 Has not allowed a hit in three of his last five outings (6.2 innings), and has only allowed multiple hits in just four of his 23 appearances this year  
👉 His 1.3 Win Probability Added (WPA) leads O's relievers, according to *Baseball-Reference*  
👉 His 23 appearances are the second-most on the team  
👉 His 1.1 WAR is the most by an O's reliever, according to *Baseball-Reference*; is tied for the third-highest among AL relievers and tied for ninth among MLB relievers (min. 23 games)  
👉 Allowed multiple runs and multiple walks for the first time this season on 5/19 vs. TB (3 R, 2 BB, 0.2 IP); suffered his first loss since 9/14/19 at DET  
👉 13 of his 23 appearances have come in high-leverage situations, according to *Baseball-Reference*; tied for the most on the team

**56 • HUNTER HARVEY • RHP** **0-0, 3.00 ERA, 3.00 SO/9 - 3 G**  
vs. ALL: .333 (4-for-12) vs. LHB: .200 (1-for-5) vs. RHB: .429 (3-for-7)  
👉 Has not allowed a run in two-straight 1.0 inning outings, 6/6 vs. CLE and 6/8 vs. NYM; his first scoreless outing since 9/27/20  
👉 Reinstated from the 60-day IL (left oblique strain) prior to the game on 6/4 vs. CLE; made his season debut that night (1.0 IP, 2 H, ER, K) and first appearance since 9/27/20 at TOR (0.2 IP)  
👉 Appeared in four games for Triple-A Norfolk as part of his rehab assignment; went 2-1 with a 4.26 ERA (3 ER/6.1 IP) and four strikeouts  
👉 Threw 1.2 innings in his last outing on 6/1 with Triple-A Norfolk, did not allow a run on two hits, while striking out two  
👉 Has not pitched more than 1.0 innings in the majors since 9/20/20 vs. TB (1.1 IP, 2 H, 3 R)

**70 • TRAVIS LAKINS, SR. • RHP** **1-4, 3 HLD, 6.16 ERA, 8.53 SO/9 - 19 G**  
vs. ALL: .222 (16-for-72) vs. LHB: .226 (7-for-31) vs. RHB: .220 (9-for-41)  
👉 Did not allowed an earned run in back-to-back outings (5/29-6/5) for the first time since 5/8-10  
👉 Recalled from Triple-A Norfolk on 6/4  
👉 Did not allow a hit on 5/29 at CWS (G1), after allowing at least one hit in three-straight outings; was the second time this year he did not allow a hit in an outing of at least 1.1 innings (4/21 at MIA)  
👉 Posted a 16.20 ERA (12 ER/6.2 IP) in seven appearances in May; did not allow an earned run (8.0 IP) in nine appearances in April  
👉 His four losses are tied for the most in the majors by a reliever; was dealt the loss in back-to-back appearances (5/2 at OAK and 5/4 at SEA) for the first time in his career  
👉 14 of his 19 outings have been 1.0-or-more innings

**35 • ADAM PLUTKO • RHP** **1-2, 5 HLD, 4.60 ERA, 7.06 SO/9 - 22 G (1 GS)**  
vs. ALL: .268 (30-for-112) vs. LHB: .361 (13-for-36) vs. RHB: .224 (17-for-76)  
👉 His 28.1 innings out of the bullpen lead O's relievers; the ninth-most innings pitched by a reliever in the AL  
👉 Suffered his second loss of the season on 5/31 vs. MIN; (1.0 IP, 2 H, 2 R, ER, K)  
👉 Has allowed 9 of his 21 inherited runners to score (42.9%)  
👉 Owns a 13.50 ERA (12 ER/8.0 IP) in his last seven outings (one start); pitched to a 1.27 ERA (3 ER/21.1 IP) in his first 15 games  
👉 Made his first start of the 2021 season and first since 8/21/20 vs. DET while with CLE on 5/16 vs. NYY; (ND, 1.0 IP, 4 R, 4 H, 2 HR, BB)  
👉 12 of his 22 appearances have come in high-leverage situations, according to *Baseball-Reference*; tied for the second-most on the team  
👉 Prior to 5/11 at NYM, had not allowed a run in seven games on the road (11.0 IP); has not allowed an earned run in 15 of his 21 appearances

**67 • MAC SCEROLER • RHP** **0-0, 7.36 ERA, 14.73 SO/9 - 2 G**  
vs. ALL: .294 (5-for-17) vs. LHB: .143 (1-for-7) vs. RHB: .400 (4-for-10)  
👉 Reinstated from the 10-day Injured List (right shoulder strain) prior to last night's game  
👉 Made two rehab appearances for Triple-A Norfolk, allowing eight runs in 4.1 innings of work with 10 strikeouts  
👉 Made his last appearance on 4/11 vs. BOS (1.0 IP, 5 H, 3 ER, 2 HR, 2 K)  
👉 Six of the 11 outs he's recorded have come via a strikeout (14.73 SO/9)  
👉 Made his Major League debut on 4/5 at NYY (2.2 IP, 2 BB, 4 K)  
👉 Struck out the first batter he faced, Aaron Judge, for his first career strikeout; entered the game with the bases loaded and stranded all three runners  
👉 Made his first career Opening Day roster  
👉 Selected by the Orioles in the 2020 Rule 5 Draft from the Cincinnati Reds organization  
👉 Pitched in five games during Grapefruit League play, posting a 6.43 ERA (5 ER/7.0 IP) with six walks and three strikeouts  
👉 Did not pitch last season, due to the cancellation of the minor league season  
👉 He is the nephew of Orioles 1989 No. 1 selection and former Orioles pitcher/current broadcaster Ben McDonald

**66 • TANNER SCOTT • LHP** **2-3, 11 HLD, 3.09 ERA, 13.11 SO/9 - 28 G**  
vs. ALL: .200 (17-for-85) vs. LHB: .308 (8-for-26) vs. RHB: .153 (9-for-59)  
👉 Appeared in his 28<sup>th</sup> game on 6/4 vs. CLE, tied for seventh-most in MLB  
👉 Has recorded at least one strikeout in a career-high 11-straight outings; struck out a season-high-tying three batters on 6/4 vs. CLE and his 13.11 SO/9 ranks second among O's relievers  
👉 Pitched on consecutive days 5/31-6/1 for the fifth time this season (last: 5/26-27)  
👉 Seven of his 17 hits allowed this season have come with two strikes; opponents are 7-for-53 (.132) against him with two strikes  
👉 Has not allowed a run in six-straight outings (5.0 IP) after allowing multiple runs in back-to-back appearances (5/22-24)  
👉 Allowed multiple runs in back-to-back games for the first time this season 5/22-24  
👉 His three losses this season tie a career-high, also 2018 (53 appearances)  
👉 Walked a career-high-tying three batters in back-to-back outings (4/24 vs. OAK and 4/26 vs. NYY); his 19 walks are the second-most on the team

**54 • COLE SULSER • RHP** **2-0, 1 SV, 1 HLD, 1.66 ERA, 13.71 SO/9 - 19 G**  
vs. ALL: .179 (14-for-78) vs. LHB: .086 (3-for-35) vs. RHB: .256 (11-for-43)  
👉 Earned his second win of the season on 6/4 vs. CLE (1.0 IP, H, K)  
👉 Earned his first save of the season on 6/1 vs. MIN, tossing a scoreless ninth inning with one hit, one walk, and one strikeout; was his first save since 8/15/20 vs. WSH  
👉 Has recorded multiple strikeouts in 12 of his 19 outings; his 13.71 SO/9 is first on the O's and seventh among AL relievers  
👉 Gave up just his third hit to a left-handed batter this season (3-for-35) on 6/4 vs. CLE; owns reverse splits for his career, with lefties batting .118 (10-for-85) against him, compared to right-handers hitting .260 (26-for-100)  
👉 Has pitched on consecutive days three times this season (5/18-19 vs. TB, 5/22-23 at WSH, and 5/29-30 at CWS); has done so seven total times in his career  
👉 His six consecutive games with at least two strikeouts (4/4-5/1) was the longest such streak of his career  
👉 Has posted a 1.02 WHIP through 19 games; had a 1.50 WHIP in 19 games in 2020

**55 • DILLON TATE • RHP** **0-3, 3 HLD, 5.09 ERA, 4.58 SO/9 - 15 G**  
vs. ALL: .242 (16-for-66) vs. LHB: .222 (4-for-18) vs. RHB: .250 (12-for-48)  
👉 Threw 2.0 innings on 6/5 vs. CLE, his first outing of at least 2.0 IP since 4/27 vs. NYY  
👉 Has allowed at least one run in seven-straight outings, the longest streak of his career  
👉 Gave up two free passes on 6/1 vs. MIN for the second time this season (4/10 vs. BOS); has five walks through 15 relief appearances  
👉 Suffered the loss in two-straight appearances (5/27 & 5/30 at CWS)  
👉 Reinstated from the 10-day Injured List (left hamstring strain; retroactive to May 8) prior to the game on 5/27 at CWS  
👉 Threw 2.2 innings on 4/27 vs. NYY, the second-longest outing of his career (3.0 IP, 2x, last: 8/23/19 vs. TB)  
👉 Snapped a career-high 19-game homerless streak on 4/27 vs. NYY  
👉 Was dealt his first loss of the season on 4/10 vs. BOS, after entering the game in the 10<sup>th</sup> inning (0.1 IP, 2 R, ER, 2 BB)

**62 • CÉSAR VALDEZ • RHP** **2-1, 8 SV, 5.16 ERA, 10.32 SO/9 - 22 G**  
vs. ALL: .309 (30-for-97) vs. LHB: .222 (8-for-36) vs. RHB: .361 (22-for-61)  
👉 Tossed a season-high-tying 2.1 innings on 6/5 vs. CLE (also: 4/7 at NYY)  
👉 Gave up a home run on 6/1 vs. MIN, his first since joining the Orioles last season; has allowed a .342 slugging percentage (10 XBH in 146 at-bats) since then; was his first home run allowed since 8/4/17 at HOU while with TOR (did not pitch 2018-19)  
👉 Each of his past six outings have been prior to the ninth inning; appeared in the ninth inning or later in 14 of his first 15 outings this year  
👉 Pitched on consecutive days 5/31-6/1 for the fifth time this season (last: 5/23-24)  
👉 Allowed a season-high-tying three hits and three runs in two-straight game 5/24-5/27; had not given up multiple runs in back-to-back contests since 7/30-8/4/17  
👉 His career-high eight saves rank 10<sup>th</sup> in the AL  
👉 12 of his 22 appearances have come in high-leverage situations, according to *Baseball-Reference*; tied for the second-most on the team  
👉 Batters are 12-for-54 (.222) against him with two strikes, were 0-for-15 until his appearance on 4/29 vs. NYY  
👉 Has won multiple games in the same season for the first time in his career  
👉 Recorded a save in each of the O's first two games of the season; first Orioles pitcher to do so since 1997 (LHP Randy Myers)

**68 • TYLER WELLS • RHP** **1-0, 4.28 ERA, 10.54 SO/9 - 16 G**  
vs. ALL: .202 (20-for-99) vs. LHB: .167 (6-for-36) vs. RHB: .222 (14-for-63)  
👉 Has not given up a hit in two-straight appearances, and has not allowed a run in three-straight outings; both the first instances of his career  
👉 Has struck out at least one batter in a career-high-tying seven-straight outings (4/6-5/8) since 5/15 vs. NYY  
👉 Earned his first career win on 6/2 vs. MIN, threw a career-high 3.0 innings, allowing just one hit, while striking out two; allowed just one of his nine batters faced to reach base  
👉 Nine of his 16 outings have been 2.0-or-more innings  
👉 Has not issued a walk in eight of his 16 outings this year (27.1 IP); each of those appearances were 1.0 inning-or-more  
👉 Struck out a career-high six batters on 5/18 vs. TB in a then career-high-tying 2.1 innings of relief (also: 4/11 vs. BOS)  
👉 Tossed his first scoreless outing since his MLB debut on 5/7 vs. BOS; snapped a streak of five-straight games allowing at least one earned run  
👉 Has at least one strikeout in 14 of his 16 games, and multiple in eight of those  
👉 Struck out Gleyber Torres swinging in the seventh inning on 4/6 at NYY for his first career strikeout

8 • MAIKEL FRANCO • INF (R)

.208/.251/.367 - 7 HR - 31 RBI

Current Streak: 2G (since 6/6; .444, 4-9, HR, 2B, 3 R, 5 RBI)

2021 High: 6G (4/21-27; .348, 8-23, R, 2-2B, HR, 2 RBI, 2 BB)

⚡ Slugged a 423-foot homer on 6/8 vs. NYM for the sixth second deck home run in Oriole Park history; marked the first second deck home run at Camden Yards since Pete Alonso on 9/20/20 and the third by an O's batter, first since Manny Machado on 6/2/17

⚡ Has 20 career long balls against the Mets, his most against any opponent

⚡ His home run on 6/1 was his furthest of the season at an estimated 434 ft.

⚡ Batting .323 (10-for-31) with two home runs on the first pitch and .176 (18-for-102) with two home runs with two strikes

⚡ Has started 57 of Baltimore's 60 games this season (54 at 3B and 3 as the DH)

⚡ Batting .356 (16-for-45) in the six hole in the lineup, compared to .170 (30-for-176) in the three, four, five, and seven holes combined

⚡ Has recorded nine batted balls with an exit velocity over 110 MPH this year, six of them coming within his first 12 games of the season; his double on 5/25 at MIN is his highest exit velocity (111.9 MPH) this season

2 • FREDDY GALVIS • INF (S)

.259/.325/.471 - 9 HR - 23 RBI

Current Streak: 3G (since 6/5; .500, 7-14, 2B, 3 R, 2 RBI)

2021 High: 10G (4/24-5/9; .348, 11-32, 3-2B, 2 HR, 5 RBI, 3 R, BB, HBP)

⚡ Recorded his 12<sup>th</sup> multi-hit game of the year on 6/8 vs. NYM (3-for-5, 2B, 2 R); his 12 multi-hit games rank fourth on the team

⚡ His 23 RBI are the fourth-most on the O's and his .796 OPS ranks third on the club

⚡ Slugged a pair of home runs on 5/29 at CWS G1 for his first multi-homer game of the season and fourth of his career (last: 7/1/19 vs. KC)

⚡ His nine homers as a shortstop are tied for third in the AL, while his .473 SLG and .800 OPS rank fourth in the AL at the position

⚡ Batting .242 (22-for-91) in 28 home games compared to .276 (27-for-98) in 27 road games; six of his nine home runs have come on the road

⚡ Hit safely in 28 of 43 games since 4/15 G2; hitting .378 (14-for-37) when leading off an inning

16 • TREY MANCINI • INF (R)

.276/.348/.484 - 11 HR - 45 RBI

Current Streak: 1G (since 6/8; .400, 2-5, RBI)

2021 High: 8G (5/12-21; .464, 13-28, 3 HR, 6-2B, 7 R, 10 RBI, 6 BB)

⚡ Batting .313/.389/.500 (10-for-32) in eight Interleague games

⚡ Reached base safely in 20-straight games from 5/12-6/6, was tied for the longest streak in the AL (J. Ramírez, CLE) and third-longest streak in MLB (Castellanos, 21 and Bellinger, 26)

⚡ Leads the team with 77 hard-hit balls (exit velocity 95 MPH+) and 21 barrels; ranks second on the O's with 17 multi-hit games

⚡ Slashing .303/.381/.555 (36-for-119) in 31 games at Oriole Park compared to .245/.310/.402 (25-for-102) in 27 games on the road

⚡ Slashing .315/.388/.524 (53-for-168) over his last 44 games (since 4/17); slashed .151/.220/.358 in his first 14 games

⚡ Leads the team with a .371 average (26-for-70) with runners in scoring position, with two HR and 35 RBI; batting .421 (8-for-19) with RISP and two outs

⚡ Batting .375 (9-for-24) with 3 HR on a 0-0 count and .500 (13-for-26) with 1 HR with a 0-1 count

65 • RYAN McKENNA • OF (R)

.195/.298/.268 - 0 HR - 3 RBI

Current Streak: 0G (0-for-4; since 6/8)

2021 High: 2G (since 5/29 G2; .500, 2-4, 2B, R, 2 RBI)

⚡ Tallied his first career multi-RBI game on 6/6 vs. CLE with a two-run single to center field

⚡ Has appeared in 17 games in LF (four starts) and 13 games in RF (eight starts); has appeared in 11 games as a pinch runner, the most in the majors

⚡ Recorded his first career double on 5/29 at CWS G2

⚡ Stole his first career base on 5/27 at CWS; has 74 career stolen bases in the minors

⚡ Recalled from Triple-A Norfolk on 5/26, his fourth stint with the club

⚡ Collected his first Major League hit on 4/11 vs. BOS, a pinch-hit triple in the sixth inning against RHP Nick Pivetta; finished the game 2-for-3 with two runs scored

⚡ Made his Major League debut on 4/5 at NYY; started in right field and batted eighth

6 • RYAN MOUNTCASTLE • INF/OF (R)

.252/.280/.441 - 8 HR - 31 RBI

Current Streak: 7G (since 5/31; .414, 12-29, 4 HR, 3-2B, 7 R, 11 RBI, HBP)

2021 High: 7G (2x, last: 5/31-current; .414, 12-29, 4 HR, 3-2B, 7 R, 11 RBI, HBP)

⚡ Owns a career-high-tying seven-game hitting streak, tied for the fourth-longest active hitting streak in the AL

⚡ Named AL Player of the Week on 6/7, batted .458 (11-for-24) with seven runs scored, three doubles, four home runs, 10 RBI and a 1.083 slugging percentage over six games played

⚡ Homered in three-consecutive games 6/2-6/5 for the first time in his career; is the first O's player to do so since DJ Stewart homered in four-straight from 9/5/20-9/9/20, and is the first O's rookie to homer in three-straight games since Jonathan Schoop did so from 9/2/14-9/4/14

⚡ His home run on 6/5 vs. CLE traveled 447 ft., the farthest of his career, the farthest by an O's player this season, and the third-farthest at Oriole Park this year

⚡ Has recorded 10 extra-base hits (4-2B, 3B, 5 HR) over his last 13 games played, tied for the most across any 13-game span in his career, and tied for the second-most in MLB since 5/22

⚡ Ranks among rookie leaders in extra-base hits (T-1<sup>st</sup>, 21), home runs (T-2<sup>nd</sup>, 8), doubles (T-2<sup>nd</sup>, 12), RBI (T-2<sup>nd</sup>, 31), total bases (T-3<sup>rd</sup>, 89), runs (6<sup>th</sup>, 24), stolen bases (T-6<sup>th</sup>, 3), hits (7<sup>th</sup>, 51), and SLG (9<sup>th</sup>, .441)

⚡ Hitting .316 (36-for-114) in 30 home games and .170 (15-for-88) in 25 road games; seven of his eight home runs this year have come at Oriole Park, as well as 16 of his 21 extra-base hits

31 • CEDRIC MULLINS • OF (L)

.325/.394/.541 - 9 HR - 19 RBI

Current Streak: 8G (since 5/30; .531, 17-32, 3 HR, 4-2B, 2-3B, 8 R, 5 RBI, 2 SB, 5 BB)

2021 High: 11G (2x, last: 5/5-18; .286, 12-42, 2-2B, 3B, HR, 7 R, RBI, 4 BB, 2 SB, HBP)

⚡ Owns an eight-game hitting streak, tied for the second-longest active streak in the AL and tied for the fourth-longest in MLB

⚡ Has gone 36 consecutive plate appearances without a strikeout, the longest active streak in the majors

⚡ Reached base safely in 11 consecutive plate appearances from 6/4-6/6 (three games) and tallied a hit in nine-straight at-bats, tying Charles Johnson (1999) for the second-longest such streak in O's history (since 1954), behind Ken Singleton's 10-straight at-bats with a hit in 1981

⚡ Recorded his second five-hit game of the season on 6/5 vs. CLE, becoming the only player in MLB with multiple five-hit games this year and just the third player in franchise history (since 1954) with multiple five-hit games in the same season

⚡ Slugged a pair of home runs on 6/5 vs. CLE for his second multi-homer performance of the campaign (4/26 at NYY); became the sixth player (seventh occurrence) in Orioles history (since 1954) to record at least five hits with two-or-more home runs in a single game

⚡ According to *Baseball Savant*, his six outs above average lead MLB center fielders (98<sup>th</sup> percentile)

⚡ His 18 multi-hit games are the most on the team

⚡ Ranks among top 10 in the AL in hits (1<sup>st</sup>, 75), total bases (2<sup>nd</sup>, 125), doubles (2<sup>nd</sup>, 17), AVG (3<sup>rd</sup>, .325), triples (T-4<sup>th</sup>, 3), OBP (5<sup>th</sup>, .394), OPS (5<sup>th</sup>, .935), stolen bases (T-5<sup>th</sup>, 9), extra-base hits (T-6<sup>th</sup>, 29), and SLG (9<sup>th</sup>, .541)

⚡ His 74 hard-hit balls (exit velocity 95 MPH+) are the second-most on the team (Mancini, 77); Mullins recorded 34 hard-hit balls in 2020 and just nine in 2019

25 • ANTHONY SANTANDER • OF (S)

.276/.308/.455 - 4 HR - 16 RBI

Current Streak: 3G (since 6/5; .429, 6-14, HR, 2-2B, 4 R, 4 RBI, BB)

2021 High: 11G (4/18-5/29 G2; .390, 16-41, HR, 8-2B, 3 R, 3 RBI, BB)

⚡ Notched his third three-hit game of the season on 6/6 vs. CLE

⚡ His 90.2 MPH average exit velocity and 45.8 hard-hit percentage lead O's hitters (min. 50 BBE)

⚡ Has hit safely in 15 of 17 games since being reinstated from the IL, including six multi-hit performances; batting .343 (23-for-67) with two home runs, nine doubles, nine runs scored, eight RBI, three walks, and one HBP during this stretch

⚡ Batting .333 (10-for-30) as the cleanup hitter compared to .286 (22-for-77) when batting third and .125 (2-for-16) when batting second

⚡ His 11-game hitting streak from 4/18-5/29 G2 was tied for the longest hitting streak by an O's batter this season (Mullins) and ranks as the third-longest streak of Santander's career

⚡ Batting .545 (6-for-11) with two home runs and five RBI with a 0-0 count

⚡ Connected on his third home run of the season, first since being reinstated from the IL, on 5/22 at WSH; collected a season-high-tying three hits and scored a career-high tying three runs (last: 7/19/19 vs. BOS)

⚡ Reinstated from the Injured List on 5/21 (left ankle sprain); appeared in three games for Double-A Bowie while on a rehab assignment

28 • PEDRO SEVERINO • C (R)

.239/.312/.317 - 2 HR - 8 RBI

Current Streak: 1G (since 6/8; .500, 2-4, 2 R, BB)

2021 High: 5G (4/26-5/2; .333, 6-18, 2B, 2 R, BB)

⚡ Recorded his eighth multi-hit game of the season on 6/8 vs. NYM, his first since 5/19 vs. TB

⚡ Hit his second home run of the season on 6/1 vs. MIN, his first since 4/8 vs. BOS (31 games in between); the homer traveled 431 ft., the longest homer of his career

⚡ Recorded his second catcher caught stealing of the season on 5/23 at WSH; is 2-for-16 in throwing out attempted base stealers and his 87.5 stolen base percentage is the fifth-highest in the AL

⚡ Reached base safely in all four plate appearances on 5/11 at NYM (H, 3 BB)

⚡ Caught John Means' no-hitter on 5/5 at SEA; the first no-hitter of his career

⚡ Reached base safely in 10-straight games from 4/17-5/2, batting .297 (11-for-37) in that span; included a season-long five-game hit-streak from 4/26-5/2

24 • DJ STEWART • OF (L)

.229/.344/.405 - 6 HR - 19 RBI

Current Streak: 1G (since 6/6; 1.000, 3-3, 2 R, RBI, BB)

2021 High: 3G (2x, last: 4/20-24; .250, 3-12, R, 2B, RBI, BB)

⚡ Tallied a career-high-tying (6x) three hits for the second time this season (last: 5/14 vs. NYY) on 6/6 vs. CLE; was his sixth multi-hit game of the year

⚡ Reached base safely in all four plate appearances (3-1B, BB) on 6/6 vs. CLE for the second time this season (5/15 vs. NYY); was the fourth time in his career he has reached base safely four times in a game

⚡ Multi-hit games in back-to-back contests 6/2 vs. MIN (2-for-3, HR, 2 R, 2 RBI, BB) and 6/4 (2-for-3, 2B) vs. CLE for the third time in his career

⚡ 41.6% of his plate appearances this season have ended in one of the “three true outcomes” (6 HR, 21 BB, 37 K); his 21 walks rank third on the team, and his .344 OBP also ranks third (min. 150 PA)

⚡ Has homered four times in his last 13 games (since 5/24); has hit .275 (11-for-40) during this stretch, with six of his 11 hits going for extra bases (4 HR, 2-2B) for a .625 SLG

⚡ Homered in back-to-back games (5/24-25) for the first time this season; with a distance of 429 ft., his home run on 5/25 was the second-longest of his career

⚡ Slugged his first home run of the season on 4/16 at TEX; with a distance of 436 ft. and an exit velocity of 109.6 MPH, it was the longest home run of his career and the third-hardest-hit ball of his career

11 • PAT VALAIKA • INF (R)

.183/.227/.268 - 1 HR - 10 RBI

Current Streak: 1G (since 6/8; .500, 2-4, 2-2B, R, 3 RBI)

2021 High: 5G (4/30-5/5; .538, 7-13, HR, 2B, R, RBI, BB)

⚡ Went 2-for-4 with two doubles, a run scored, and three RBI on 6/8 vs. NYM in his first game since being reinstated from the Bereavement List; his 109.7 MPH double in the second inning was his hardest-hit ball since joining the Orioles

⚡ Has appeared in 21 games at 2B, 4 at SS, 4 at 1B, 1 at 3B, 1 in LF, and 1 at P this season

⚡ Recorded his first hit of the season at Oriole Park on 5/14 vs. NYY (RBI single); is batting .089 (4-for-45) in 15 home games and .297 (11-for-37) in 17 road games

⚡ Stole his first career base on 5/14 vs. NYY, was his 301<sup>st</sup> career game

⚡ Matched a career-high with a five-game hit-streak from 4/30-5/5

⚡ Recorded his first home run of the 2021 season on 5/5 at SEA

⚡ Pitched for the first time in his career on 5/8 vs. BOS; tossed a scoreless ninth inning, facing four batters and allowing the only base runner to reach via an error by the shortstop

12 • STEVIE WILKERSON • INF/OF (S)

.200/.259/.260 - 0 HR - 2 RBI

Current Streak: 0G (0-for-6, R; since 6/4)

2021 High: 3G (5/23-25; .500, 5-10, 2B, R, SB)

⚡ A scoring change on 6/4 vs. CLE has credited Wilkerson with an infield single in the third inning, was previously scored as reaching on an error by the first baseman

⚡ Snapped his 0-for-20 skid with a double in the second inning on 6/2 vs. MIN

⚡ Has hit safely in five of 17 games with the O's, with multi-hit performances in four of the five

⚡ Has struck out in 18 of his 54 plate appearances with the O's

⚡ Has made 12 starts at second base and one start in left field while with Baltimore

⚡ Became the second O's position player to pitch this season, allowing one run on two hits (one homer) in the 9<sup>th</sup> inning on 5/20 vs. TB; was his 5<sup>th</sup> career pitching appearance (last: 8/10/19)

⚡ Had his contract selected from Triple-A Norfolk on 5/18 and made his season debut that night against TB, his first MLB game action since 9/29/19 at BOS

⚡ Slashed .357/.438/.476 (15-for-42) in 12 games for Norfolk prior to his contract being selected

⚡ Started 8 games in CF for the Tides, 1 game at 2B, and 1 game in LF before his call up

61 • AUSTIN WYNNS • C (R)

.154/.154/.154 - 0 HR - 1 RBI

Current Streak: 1G (since 6/6; .154, 2-5, 2 R, RBI)

2021 High: 1G (since 6/6; .154, 2-5, 2 R, RBI)

⚡ Notched his first hit and RBI of the season on 6/6 vs. CLE; was his first multi-hit game since 9/19/19 vs. TOR

⚡ Has gone 0-for-1 in throwing out potential base stealers in three games behind the plate

⚡ Went hitless (0-for-8, 2 K) in his first two games for the O's this year

⚡ Had his contract selected from Triple-A Norfolk on 5/31 and made his season debut the same day against the Twins; his first Major League appearance since 9/29/19 at BOS

⚡ Appeared in 15 games for the Tides before having his contract selected, batting .333/.448/.563 (16-for-48) with three home runs, two doubles, seven runs scored, nine RBI, and seven walks

⚡ Has gone 6-for-11 in throwing out potential base stealers for the Tides this year

⚡ Appeared in 14 Grapefruit League games in 2021, batting .235 (4-for-17)

⚡ Spent the 2020 season at the Alternate Training Site at Double-A Bowie





⚡ Made his Major League debut on 6/5/18 at NYM



ADDITIONAL HITTER INFO																			
	vs. LHP	vs. RHP	MULTI-HIT GAMES					MULTI-RBI GAMES					LAST HR (Date/Opponent/Pitcher)	MULTI-HR GAMES					
			2	3	4	5	TOTAL	2	3	4	5	6		TOTAL	2	3	2021	CAREER	LAST (#HRS)
Maikel Franco	.261	.184	9	2	-	-	11	5	3	1	-	-	9	6/8 vs. NYM (Gsellman)	-	-	-	5	7/27/20 at DET (2)
Freddy Galvis	.311	.234	10	1	1	-	12	4	-	-	-	-	4	5/29/21 at CWS (Keuchel)	1	-	1	4	5/29/21 at CWS (2)
Trey Mancini	.324	.253	14	2	1	-	17	7	2	1	1	-	11	5/26/21 at MIN (Pineda)	1	-	1	8	5/19/21 vs. TB (2)
Ryan McKenna	.182	.211	1	-	-	-	1	1	-	-	-	-	1	---	-	-	-	-	-
Ryan Mountcastle	.339	.217	12	2	-	-	14	5	1	2	-	-	8	6/5/21 vs. CLE (Civale)	-	-	-	1	8/30/20 at TOR (2)
Cedric Mullins	.311	.331	12	4	-	2	18	6	-	-	-	-	6	6/6/21 vs. CLE (Quattrill)	2	-	2	2	6/5/21 vs. CLE (2)
Anthony Santander	.353	.247	4	3	-	-	7	1	1	-	-	-	2	6/8 vs. NYM (Smith)	-	-	-	3	8/18/20 vs. TOR (2)
Pedro Severino	.304	.198	7	1	-	-	8	-	-	-	-	-	-	6/1/21 vs. MIN (Farrell)	-	-	-	1	6/4/19 at TEX (3)
DJ Stewart	.296	.212	4	2	-	-	6	4	-	-	-	-	4	6/2/21 vs. MIN (Dobnak)	1	-	-	1	9/5/20 vs. NYY (2)
Pat Valaika	.200	.170	3	-	-	-	3	1	1	-	-	-	2	5/5/21 at SEA (Kikuchi)	-	-	-	1	5/14/17 vs. LAD (2)
Stevie Wilkerson	1.000	.167	4	-	-	-	4	-	-	-	-	-	-	8/13/19 at NYY (Germán)	-	-	-	-	-
Austin Wynns	.500	.091	1	-	-	-	1	-	-	-	-	-	-	9/24/19 at TOR (Font)	-	-	-	-	-

O'S HITTERS															2021 VS. NEW YORK METS															CAREER VS. NEW YORK METS														
PLAYER	G	AB	R	H	2B	3B	HR	RBI	BB	IBB	SO	AVG	OBP	SLG	G	AB	R	H	2B	3B	HR	RBI	BB	IBB	SO	AVG	OBP	SLG																
Maikel Franco	3	11	2	3	1	0	1	3	1	0	2	.273	.333	.636	70	265	34	72	8	0	20	58	17	4	46	.272	.314	.528																
Freddy Galvis	3	11	4	5	1	0	0	1	2	0	1	.455	.538	.545	78	272	43	75	11	2	6	22	15	1	64	.276	.317	.397																
Trey Mancini	3	13	0	4	1	0	0	1	0	0	6	.308	.308	.385	7	28	1	9	1	0	0	1	1	0	9	.321	.367	.357																
Ryan McKenna	2	4	0	0	0	0	0	0	0	0	1	.000	.000	.000	2	4	0	0	0	0	0	0	0	0	1	.000	.000	.000																
Ryan Mountcastle	3	13	0	1	0	0	0	1	0	0	3	.077	.077	.077	7	30	3	9	1	0	1	5	0	0	6	.300	.323	.433																
Cedric Mullins	3	12	1	4	2	0	0	1	2	0	2	.333	.429	.500	9	37	4	15	5	1	0	3	2	0	5	.405	.450	.595																
Anthony Santander	1	4	2	2	1	0	1	1	1	0	1	.500	.600	1.500	3	13	3	4	1	0	2	4	1	0	2	.308	.400	.846																
Pedro Severino	2	5	2	3	0	0	0	0	4	1	1	.600	.778	.600	13	37	6	11	2	1	0	4	7	1	9	.297	.409	.405																
DJ Stewart	2	1	0	0	0	0	0	0	0	0	0	.000	.000	.000	4	8	4	4	0	0	2	3	2	0	2	.500	.636	1.250																
Pat Valaika	3	5	1	2	2	0	0	4	0	0	2	.400	.333	.800	13	30	7	12	4	0	1	7	1	0	7	.400	.406	.633																
Stevie Wilkerson	1	0	0	0	0	0	0	0	0	0	0	-	-	-																														
Austin Wynns															2	7	2	3	1	0	0	1	0	0	1	.429	.429	.571																

O'S PITCHERS	2021 VS. NEW YORK METS															CAREER VS. NEW YORK METS														
PLAYER	W	L	SV	G	GS	INN	H	R	ER	HR	BB	SO	ERA	AVG	W	L	SV	G	GS	INN	H	R	ER	HR	BB	SO	ERA	AVG		
Keegan Akin	0	0	0	1	0	1.0	0	0	0	0	0	2	0.00	.000	0	0	0	1	0	1.0	0	0	0	0	2	0.00	.000			
Paul Fry															0	0	0	3	0	2.2	4	1	1	1	0	3	3.38	.333		
Hunter Harvey	0	0	0	1	0	1.0	1	0	0	0	0	0	0.00	.333	0	1	0	3	0	3.0	3	1	1	1	1	2	3.00	.300		
Matt Harvey	0	1	0	1	1	4.1	8	7	7	0	1	4	14.54	.381	0	1	0	1	1	4.1	8	7	7	0	1	4	14.54	.381		
Travis Lakins, Sr.	0	0	0	1	0	1.0	1	1	1	1	0	1	9.00	.250	0	0	0	3	0	3.0	3	2	2	1	0	3	6.00	.250		
Jorge López															0	0	0	2	1	6.2	9	6	6	2	3	7	8.10	.321		
Adam Plutko	0	0	0	1	0	1.1	0	1	1	0	2	1	6.75	.000	0	0	0	2	1	7.1	4	3	3	0	3	6	3.68	.160		
Mac Sceroler																														
Tanner Scott	0	0	0	1	0	0.2	1	0	0	0	1	0	0.00	.500	0	0	0	4	0	3.0	2	3	3	0	3	1	9.00	.200		
Cole Sulser															0	0	0	1	0	1.1	4	4	3	0	1	0	20.25	.571		
Dillon Tate															0	0	0	1	0	0.2	0	0	0	0	0	0	0.00	.000		
César Valdez	0	1	0	1	0	0.1	3	2	2	0	0	1	54.00	.600	0	1	0	1	0	0.1	3	2	2	0	0	1	54.00	.600		
Tyler Wells	0	0	0	2	0	4.0	0	0	0	0	1	1	0.00	.000	0	0	0	2	0	4.0	0	0	0	0	1	1	0.00	.000		
Bruce Zimmermann	1	0	0	1	1	5.0	2	2	2	1	2	7	3.60	.118	1	0	0	1	1	5.0	2	2	2	1	2	7	3.60	.118		

DOWN ON THE FARM			
<b>Norfolk Tides (Triple-A, East)</b>		<b>Southeast Division Standings: 11-18, 6<sup>th</sup> Place, -9.5 GB</b>	
<b>YESTERDAY'S RESULT:</b>		<b>W, 4-3 at JAX</b>	<b>TONIGHT'S GAME</b>
<b>WP:</b> Carroll (1-0) <b>LP:</b> Morimando (0-2) <b>SV:</b> Hanhold (1)			<b>Opponent:</b> at Jacksonville (19-12)
			<b>Time:</b> 7:05 p.m.
			<b>Tides Starter:</b> LHP Alexander Wells (2-2, 7.64)
			<b>Opp. Starter:</b> RHP Luis Madero (4-1, 2.33)
<b>PLAYERS OF NOTE</b>			
♂ LF Austin Hays: 1-3, HR, RBI, R			
♂ CF Zach Jarrett: 1-3, HR, 2 RBI, R, BB			
♂ RHP Dean Kremer: ND, 4.2 IP, H, 3 R, 3 BB, 7 K			
<b>Bowie Baysox (Double-A, Northeast)</b>		<b>Southwest Division Standings: 22-7, 1<sup>st</sup> Place, +1.5 GA</b>	
<b>YESTERDAY'S RESULT:</b>		<b>W, 12-0 at BNG</b>	<b>TONIGHT'S GAME</b>
<b>WP:</b> Rodriguez (2-0) <b>LP:</b> Rennie (0-2) <b>SV:</b> N/A			<b>Opponent:</b> at Binghamton (9-21)
			<b>Time:</b> 6:35 p.m.
			<b>Baysox Starter:</b> LHP Kevin Smith (0-0, 0.86)
			<b>Opp. Starter:</b> LHP Josh Walker (1-0, 4.09)
<b>PLAYERS OF NOTE</b>			
♂ RF Johnny Rizer: 4-5, 3-2B, 3 RBI, 3 R			
♂ SS Cadyn Grenier: 3-4, 2 RBI, 2 R			
♂ LF Robert Neustrom: 2-4, 2B, 3 RBI, BB			
♂ RHP Grayson Rodriguez: W, 5.0 IP, 2 H, 2 BB, 6 K			
<b>Aberdeen IronBirds (High-A, East)</b>		<b>North Division Standings: 20-9, 1<sup>st</sup> Place, +4.5 GA</b>	
<b>YESTERDAY'S RESULT:</b>		<b>W, 10-1 at BG</b>	<b>TONIGHT'S GAME</b>
<b>WP:</b> Rom (3-0) <b>LP:</b> Garcia (3-1) <b>SV:</b> Roth (2)			<b>Opponent:</b> at Bowling Green (19-12)
			<b>Time:</b> 7:35 p.m.
			<b>IronBirds Starter:</b> TBA
			<b>Opp. Starter:</b> RHP Peyton Battenfield (1-0, 1.38)
<b>PLAYERS OF NOTE</b>			
♂ C Maverick Handley: 1-5, HR, 3 RBI, R			
♂ SS Jordan Westburg: 2-5, 3B, 2 RBI, R			
♂ DH Cody Roberts: 1-2, HR, 2 RBI, 2 R, 2 BB			
♂ LHP Drew Rom: W, 6.0 IP, 4 H, R, 7 K			
<b>Delmarva Shorebirds (Low-A, East)</b>		<b>North Division Standings: 21-9, 1<sup>st</sup> Place, +4.5 GA</b>	
<b>YESTERDAY'S RESULT:</b>		<b>W, 3-2 at WYN</b>	<b>TODAY'S GAME</b>
<b>WP:</b> Denoyer (3-0) <b>LP:</b> Labaut (2-1) <b>SV:</b> Perkins (3)			<b>Opponent:</b> at Lynchburg (16-14)
			<b>Time:</b> 6:30 p.m.
			<b>Shorebirds Starter:</b> TBA
			<b>Opp. Starter:</b> TBA
<b>PLAYERS OF NOTE</b>			
♂ DH Cristopher Céspedes: 1-4, HR, 2 RBI, R			
♂ CF Hudson Haskin: 1-4, 2B			
♂ RHP Noah Denoyer: W, 5.0 IP, H, 3 BB, 5 K			

### W-L BY BATTING ORDER

1	Mullins: 22-36, Hays: 0-2
2	Mancini: 11-12, Hays: 7-15, Galvis: 0-8, Santander: 3-2, Stewart: 1-1,
3	Mancini: 7-21, Santander: 10-11, Stewart: 4-3, Franco: 1-1, Mountcastle: 0-2
4	Franco: 5-12, Mountcastle: 7-6, Santander: 0-7, Galvis: 4-2, Severino: 2-4, Stewart: 1-5, Mancini: 3-2
5	Franco: 5-9, Mountcastle: 5-6, Severino: 4-7, Stewart: 2-8, Galvis: 1-5, Ruiz: 3-2, Hays: 1-1, Mancini: 1-0
6	Mountcastle: 8-9, Franco: 2-10, Galvis: 2-6, Severino: 3-4, Stewart: 2-4, Hays: 3-0, Ruiz: 2-1, Wilkerson: 0-2, Sisco: 0-1, Valaika: 0-1
7	Galvis: 5-8, Franco: 8-4, Mountcastle: 1-9, Ruiz: 3-6, Wilkerson: 0-4, Valaika: 2-1, Severino: 1-2, Urias: 1-2, Stewart: 1-1, Nevin: 0-1
8	Sisco: 3-9, Valaika: 3-7, Galvis: 4-4, Severino: 2-4, Wilkerson: 3-2, Urias: 3-2, Ruiz: 1-4, Stewart: 2-2, Hays: 1-1, McKenna: 0-1, Nevin: 0-1, Wynns: 0-1
9	McKenna: 4-7, Urias: 5-4, Valaika: 2-6, Severino: 4-3, Sisco: 1-6, Galvis: 3-2, M. Harvey: 1-2, Wynns: 2-0, Ruiz: 0-2, Zimmermann: 0-2, Wilkerson: 0-2, Means: 0-1, López: 0-1

Number of different batting orders used: 56 (does not include pitcher's slot)

2021 RECENT TRANSACTIONS			
DATE	PLAYER(S) & TRANSACTION	DATE	PLAYER(S) & TRANSACTION
6/1	Optioned INF Tyler Nevin to Triple-A Norfolk (postgame).	6/6	Placed LHP John Means on the 10-day Injured List (left shoulder strain)...Recalled LHP Zac Lowther from Triple-A Norfolk.
6/2	Recalled LHP Zac Lowther from Triple-A Norfolk.	6/6	Optioned LHP Zac Lowther to Triple-A Norfolk (postgame).
6/3	Optioned LHP Zac Lowther to Triple-A Norfolk.	6/8	Reinstated INF Pat Valaika from the Bereavement List...Reinstated RHP Mac Sceroler from the 10-day Injured List (right shoulder tendinitis)...Optioned INF Ramón Urías to Triple-A Norfolk.
6/4	Claimed INF Domingo Leyba on outright waivers from the Arizona Diamondbacks and optioned him to Triple-A Norfolk...Reinstated RHP Hunter Harvey from the 60-day Injured List (left oblique strain)...Recalled RHP Travis Lakins, Sr. from Triple-A Norfolk...Recalled INF Ramón Urías from Triple-A Norfolk...Placed INF Pat Valaika on the Bereavement List...Designated RHP Shawn Armstrong for assignment...Designated LHP Brandon Waddell for assignment.		

ORIOLES EJECTIONS					
O'S EJECTIONS	DATE (LAST)	OPP.	REASON	UMPIRE	2021 TOTALS
Maikel Franco (1 career)	6/15/15	at BAL	--	Eric Cooper	-
Freddy Galvis (1 career)	5/17/18	at PIT	--	Will Little	-
Fredi González (26 career as manager)	8/20/15	at CHC	Arguing balls and strikes	Doug Eddings	-
Brandon Hyde (6 career - 5 as manager, 1 as coach)	4/8/21	vs. BOS	Arguing a checked swing	Jeremie Rehak	1
Tim Cossins (1 career)	4/17/19	at TB	Arguing balls and strikes	CB Bucknor	-
Chris Davis (2 career)	9/27/16	at TOR	Arguing balls and strikes	Will Little	-

2021 BY THE NUMBERS			
	HOME	AWAY	TOTAL
Overall	11-20	11-18	22-38
MONTH	HOME	AWAY	TOTAL
April (26)	4-10	8-4	12-14
May (28)	2-9	3-14	5-23
June (27)	5-1	0-0	5-1
July (23)	0-0	0-0	0-0
August (28)	0-0	0-0	0-0
September (27)	0-0	0-0	0-0
October (3)	0-0	0-0	0-0
TOTAL (162)	11-20	11-18	22-38
DAY OF WEEK	HOME	AWAY	TOTAL
Monday (15)	2-1	1-2	3-3
Tuesday (26)	3-3	1-4	4-7
Wednesday (24)	1-2	2-3	2-5
Thursday (17)	1-4	0-1	1-5
Friday (26)	1-3	3-1	4-4
Saturday (27)	0-5	3-3	3-8
Sunday (27)	3-2	1-4	4-6
TOTAL (162)	11-20	11-18	22-38
VS. AL EAST	HOME	AWAY	TOTAL
Boston Red Sox (19)	1-6	3-0	4-6
New York Yankees (19)	3-4	1-2	4-6
Tampa Bay Rays (19)	0-3	0-0	0-3
Toronto Blue Jays (19)	0-0	0-0	0-0
TOTAL (76)	4-13	4-2	8-15
VS. AL CENTRAL	HOME	AWAY	TOTAL
Chicago White Sox (7)	0-0	0-4	0-4
Cleveland Indians (7)	2-1	0-0	2-1
Detroit Tigers (7)	0-0	0-0	0-0
Kansas City Royals (7)	0-0	0-0	0-0
Minnesota Twins (6)	2-1	0-3	2-4
TOTAL (34)	4-2	0-7	4-9
VS. AL WEST	HOME	AWAY	TOTAL
Houston Astros (6)	0-0	0-0	0-0
Los Angeles Angels (6)	0-0	0-0	0-0
Oakland Athletics (6)	1-2	2-1	3-3
Seattle Mariners (7)	1-3	2-1	3-4
Texas Rangers (7)	0-0	2-1	2-1
TOTAL (32)	2-5	6-3	8-8
VS. NL EAST	HOME	AWAY	TOTAL
Atlanta Braves (3)	0-0	0-0	0-0
Miami Marlins (4)	0-0	1-1	1-1
New York Mets (4)	1-0	0-2	1-2
Philadelphia Phillies (3)	0-0	0-0	0-0
Washington Nationals (6)	0-0	0-3	0-3
TOTAL (20)	1-0	1-6	2-6

## BALTIMORE ORIOLES - WALK-OFF AND MISCELLANEOUS HOME RUNS

Baltimore Orioles Walk-off Wins							
	Date	Score	Batter/Runner	Action	RBI	Pitcher	INN    OUTS
1	4/13	SEA 6 @ BAL 7	Ramón Urias/Rio Ruiz	Single	1	Casey Sadler	7       2
2	4/30	NYY 3 @ BAL 4	C. Mullins/ R. Urias	Sac Fly	1	Jonathan Loaisiga	10      1

Opponent Walk-off Wins							
	Date	Score	Batter/Runner	Action	RBI	Pitcher	INN    OUTS
1	4/18	BAL 0 @ TEX 1	Nate Lowe/Eli White	Single	1	Travis Lakins, Sr.	10     2
2	5/11	BAL 2 @ NYM 3	P. Mazeika/J. Villar	FC	1	César Valdez	9       1

Baltimore Orioles Back-to-Back Home Runs					
	Date	Score	Batter	Pitcher	INN    OUTS
1	4/10	BOS 6 @ BAL 4	Trey Mancini/Anthony Santander	Garrett Richards	1       1
2	4/30	BAL 3 @ OAK 2	Cedric Mullins/Austin Hays	Mike Fiers	3       2

Opponent Back-to-Back Home Runs					
	Date	Score	Batter	Pitcher	INN    OUTS
1	4/11	BOS 14 @ BAL 9	Alex Verdugo/J.D. Martinez	Jorge López	3       0
2	4/16	BAL 5 @ TEX 2	David Dahl/Nick Solak	Jorge López	5       0
3	5/16	NYY 6 @ BAL 10	Gary Sánchez/Clint Frazier	Adam Plutko	1       2
4	5/19	TB 9 @ BAL 7	Mike Brosseau/Randy Arozarena	John Means	5       2

Baltimore Orioles Grand Slams					
	Date	Score	Batter	Pitcher	INN    OUTS
1	5/22	BAL 9 @ WAS 12	Ryan Mountcastle	Jon Lester	1       2

Opponent Grand Slams					
	Date	Score	Batter	Pitcher	INN    OUTS
1	4/5	BAL 0 @ NYY 7	Giancarlo Stanton	Shawn Armstrong	5       2
2	5/22	BAL 9 @ WSH 12	Josh Harrison	Bruce Zimmermann	3       2

Baltimore Orioles Inside-the-Park Home Runs						
Date	Score	Batter	RBI	Pitcher	INN	OUTS
N/A						

Opponent Inside-the-Park Home Runs						
Date	Score	Batter	RBI	Pitcher	INN	OUTS
N/A						

Baltimore Orioles Pinch-Hit Home Runs						
Date	Score	Batter	RBI	Pitcher	INN	OUTS
N/A						

Opponent Pinch-Hit Home Runs						
	Date	Score	Batter	RBI	Pitcher	INN      OUTS
1	5/14	NY Yankees 5 @ Baltimore 4	Gio Urshela	3	Travis Lakins, Sr.	7            1

Baltimore Orioles Leadoff Home Runs					
	Date	Score	Batter	Pitcher	INN    OUTS
1	4/26	NYY 2 @ BAL 4	Cedric Mullins	Deivi García	1       0
2	6/6	CLE 5 @ BAL 18	Cedric Mullins	Cal Quantrill	1       0

Opponent Leadoff Home Runs					
	Date	Score	Batter	Pitcher	INN    OUTS
1	6/5	CLE 10 @ BAL 4	Cesar Hernandez	John Means	1       0

EUTAW STREET HOME RUNS		
DATE	PLAYER (TEAM)	DISTANCE
4/13	Sam Haggerty (Mariners)	409 ft.
4/26	Cedric Mullins - HR-1 (Orioles)	406 ft.
*Total since 1992 - 108		2021 totals - 2
59 by opponents, 49 by Orioles		

SECOND DECK HOME RUNS AT ORIOLE PARK (LF)		
DATE	PLAYER (Team)	OPP (Pitcher)
6/11/95	Rex Hudler (CAL)	at BAL (Moyer)
8/7/11	Mark Reynolds (BAL)	vs. TOR (Romero)
6/2/17	Manny Machado (BAL)	vs. BOS (Porcello)
6/20/17	Edwin Encarnacion (CLE)	at BAL (Tillman)
9/2/20	Pete Alonso (NYM)	at BAL (Means)
6/8/21	Maikel Franco (BAL)	vs. NYM (Gsellman)

LAST TIME IT HAPPENED	
BATTING	
Eutaw St. Home Run	Cedric Mullins (1), 4/26/21 vs. NY Y (García)
Opponent	Sam Haggerty, 4/13/21 (Plutko)
Second Deck Home Run in LF at OPACY	Maikel Franco, 6/8/21 vs. NYM (Gsellman)
Opponent	Pete Alonso, 9/2/20 (Means)
Grand Slam	Ryan Mountcastle, 5/22/21 at WSH (Lester)
Two Grand Slams in One Game	Reimold, Clevenger, 9/11/15 vs. KC (Herrera, Chamberlain)
Pinch-Hit Home Run	Pedro Severino, 8/8/20 at WSH (Doolittle)
Pinch-Hit Walk-Off Home Run	Nolan Reimold, 7/24/16 vs. CLE (Allen)
Pinch-Hit Grand Slam	Dwight Evans, 7/26/91 vs. OAK (Nelson)
Inside the Park Home Run	Austin Hays, 8/11/20 at PHI (Guerra)
LH & RH Home Run, Same Game	Anthony Santander, 8/31/19 at KC (López, Hill)
Individual 2-Home Run Game	Cedric Mullins, 6/5/21 vs. CLE (Civale)
Individual 3-Home Run Game	Pedro Severino, 6/4/19 at TEX (Smyly, Miller, Martin)
Individual 4-Home Run Game	Never
Home Run in Consecutive Games	Cedric Mullins, 6/5-6/21, vs. CLE
Home Run in 3 Consecutive Games	Ryan Mountcastle, 6/2-5/21 vs. MIN, vs. CLE
Home Run in 4 Consecutive Games	DJ Stewart, 9/5-9/20 vs. NY Y, at NYM
Home Run in 5 Consecutive Games	Jonathan Schoop, 7/22-27/18 vs. TOR, BOS, TB
Home Run in 6 Consecutive Games	Chris Davis, 9/26-10/2/12 vs. TOR, BOS, & TB
4-Home Run Game, Team	9/14/20 vs. ATL
5-Home Run Game, Team	9/23/19 at TOR
6-Home Run Game, Team	8/18/16 vs. HOU
7-Home Run Game, Team	6/2/16 vs. BOS (7)
8+ Home Run Game, Team	6/16/15 vs. PHI (8)
Back-to-Back HR	Mullins-Hays, 4/30/21 at OAK (3 <sup>rd</sup> Inning)
Back-to-Back HR to Start a Game	Smith-Machado, 7/7/17 at MIN
Back-to-Back-to-Back HR	Schoop-Davis-Mancini, 8/6/17 vs. DET (1 <sup>st</sup> inning)
Back-to-Back-to-Back HR to Start a Game	Flaherty-Hardy-Markakis, 5/10/12 vs. TEX (G1, Lewis)
2 Back-to-Back HRs, Same Game	Jones-Mancini (4 <sup>th</sup> inning), Mancini-Trumbo (6 <sup>th</sup> inning) 8/10/17 at OAK
Leadoff Home Run	Cedric Mullins, 6/6/21 vs. CLE (Quantrill)
Walk-Off Home Run	Rio Ruiz, 8/11/19 vs. HOU (Osuna)
Walk-Off Grand Slam	Manny Machado, 8/18/17 vs. LAA (Middleton)
Walk-Off Home Run, Eutaw St.	Rio Ruiz, 8/11/19 vs. HOU (Osuna)
Home Run, 15 <sup>th</sup> Inning or later	Jonathan Villar, 7/25/19 at LAA
Home Run, 17 <sup>th</sup> Inning or later	Adam Jones, 5/6/12 at BOS
Home Run by a Pitcher	Zach Britton, 7/3/11 at ATL
2-Home Run Game by a Pitcher	Milt Pappas, 8/27/61 at MIN
Oriole to hit a Home Run for 1 <sup>st</sup> ML hit	Trey Mancini, 9/20/16 vs. BOS
Oriole w/ 2 home runs in one inning	Mark Trumbo, 4/15/16 at TEX (7 <sup>th</sup> inning)
Oriole w/ 3 home runs in consecutive innings	Manny Machado, 8/7/16 at CWS (1 <sup>st</sup> , 2 <sup>nd</sup> , 3 <sup>rd</sup> inning)
5-Hit Game	Cedric Mullins, 6/5/21 vs. CLE
6-Hit Game	Cal Ripken, Jr., 6/13/99 at ATL
5-RBI Game	Trey Mancini, 5/19/21 vs. TB
6-RBI Game	Dwight Smith, Jr., 6/4/19 at TEX
7-RBI Game	Manny Machado, 8/18/17 vs. LAA
8-RBI Game	Chris Hoiles, 8/14/98 at CLE
9-RBI Game	Eddie Murray, 8/26/85 at CAL
PITCHING	
Perfect Game	Never
No-Hitter	5/5/21 (Means at SEA)
1-Hitter	7/21/19 (Wojciechowski, Fry, Givens vs. BOS)
Complete Game	5/5/21 (Means at SEA)
Shutout	5/5/21 (Means at SEA)
Team Shutout	5/5/21 (Means at SEA)
Consecutive CG, Pitcher	Sidney Ponson (2), 5/16-22/04
Consecutive Shutouts, Pitcher	Mike Mussina (2), 9/26-10/1/95
Consecutive CG, Team	5/13-14/11 (Guthrie/Bergesen)
Consecutive Shutouts, Team	6/28-29/19 vs. CLE
10+ Strikeout Game, Pitcher	5/5/21 (Means at SEA, 12)
15+ Strikeout Game, Pitcher	7/7/07 (Bedard at TEX, 15)
10+ Strikeout Game, Team	6/5/21 vs. CLE (11)
15+ Strikeout Game, Team	4/16/21 at TEX (15)
4+ Strikeouts in an inning	Mike Cuellar (4), 5/29/70 at CAL
MISCELLANEOUS	
Hit for the Cycle	Jonathan Villar, 8/5/19 vs. NY Y (5 <sup>th</sup> in club history)
Steal of Home	Jonathan Villar, 8/30/19 at KC
Position Player to Pitch	Stevie Wilkerson, 5/20/21 vs. TB (1.0 IP, 2 H, ER, HR)
Triple Play Turned	8/3/17, Top 2 <sup>nd</sup> vs. DET (McCann-Batting)
Scoring: 5-4-3 (Machado-Schoop-Davis)	
WINNING SWEEPS	
2-Game, at OPACY	June 6-7, 2017 vs. PIT
2-Game, Road	June 5-6, 2018 at NYM
3-Game, at OPACY	July 31-August 2, 2020 vs. TB
3-Game, Road	April 2-4, 2021 at BOS
4-Game, at OPACY	July 17-20, 2017 vs. TEX
4-Game, Road	August 22-25, 2011 at MIN
Doubleheader	June 25, 2016 vs. TB

OUTFIELD ASSISTS						
Outfielder	1B	2B	3B	HP	TOTAL	ERRORS (F-T)
Austin Hays	-	1	1	1	3	0-0
Ryan McKenna	-	-	-	-	-	1-0
Ryan Mountcastle	-	1	-	-	1	1-0
Cedric Mullins	-	1	1	1	3	0-0
Anthony Santander	-	-	-	1	1	0-0
DJ Stewart	-	-	-	1	1	0-3
Pat Valaika	-	-	-	-	-	0-0
Stevie Wilkerson	-	-	-	-	-	0-0
Team Totals	0	3	2	4	9	2-3

CATCHING BREAKDOWN							
Catcher	Errors		SBs		Pick-offs		
	F-T-C	PB	CCS-ATT	1B-2B-3B	Inn./ER	ERA	Record
Pedro Severino	0-1-0	5	2-16	1-0-0	330.1/167	4.55	16-22
Chance Sisco	0-0-0	3	6-9	1-0-0	159.2/100	5.64	4-15
Austin Wynn	0-0-0	0	0-1	0-0-0	28.0/10	3.21	2-1
Totals	0-1-0	8	8-26	2-0-0	518.0/277	4.81	22-38

ORIOLES WHO MADE THEIR MAJOR LEAGUE DEBUT IN 2021			
Date	Player	Opp.	Stats
4/4	RHP Tyler Wells	at BOS	1.0 IP, H, BB (out of bullpen)
4/5	OF Ryan McKenna	at NY Y	0-2, BB, K (started in RF)
4/5	RHP Mac Sceroler	at NY Y	2.2 IP, 2 BB, 4 K (out of bullpen)
4/25	LHP Zac Lowther	vs. OAK	1.0 IP, H, K (out of bullpen)
4/27	RHP Jay Flaa	vs. NY Y	1.1 IP, 2 BB, K (out of bullpen)
5/7	RHP Isaac Mattson	vs. BOS	0.2 IP, H, ER, BB (out of bullpen)
5/29	INF Tyler Nevin	at CWS G1	1-2, 2B, BB (started at 1B)

SCORING BY INNING	
	Opponents      Orioles
1	27                34
2	37                23
3	43                37
4	28                30
5	42                26
6	38                19
7	24                25
8	39                34
9	11                18
Extras	7                 4
Totals	296              250

ORIOLES CHALLENGES		
DATE	RULING	O'S SUCCESS
4/2 at BOS	Overtuned	1-for-1 (100.0%)
4/7 at NY Y	Confirmed	1-for-2 (50.0%)
4/11 vs. BOS	Confirmed	1-for-3 (33.3%)
4/13 vs. SEA (G2)	Confirmed	1-for-4 (25.0%)
4/21 at MIA	Stands	1-for-5 (20.0%)
5/7 vs. BOS	Confirmed	1-for-6 (16.7%)
5/15 vs. NY Y	Stands	1-for-7 (14.3%)
5/24 at MIN	Upheld	1-for-8 (12.5%)
6/2 vs. MIN	Overtuned	2-for-9 (22.2%)
6/6 vs. CLE	Stands	2-for-10 (20.0%)

2021 SCHEDULE AND RESULTS

G#	DATE	OPP	W-L	SCORE	WP/LP/SV	RECORD	POS	GA/GB	ATTEND
	APR 1	at BOS	****POSTPONED**** (Rescheduled for 4/2)				T-3 <sup>rd</sup>	-0.5	
1	APR 2	at BOS	W	3-0	Means/Eovaldi/Valdez	1-0	T-2 <sup>nd</sup>	-0.5	4,452
2	APR 3	at BOS	W	4-2	Plutko/Houck/Valdez	2-0	1 <sup>st</sup>	+0.5	4,571
3	APR 4	at BOS	W	11-3	Zimmermann/Richards	3-0	1 <sup>st</sup>	+1.0	4,458
4	APR 5	at NYY	L	0-7	Montgomery/López	3-1	T-1 <sup>st</sup>	--	9,008
5	APR 6	at NYY	L	2-7	Cole/Kremer	3-2	T-1 <sup>st</sup>	--	9,404
6	APR 7	at NYY	W	4-3 (11)	Valdez/Green/Fry	4-2	1 <sup>st</sup>	+1.0	10,254
7	APR 8	vs. BOS	L	3-7	Rodriguez/Harvey	4-3	T-1 <sup>st</sup>	--	10,150*
	APR 9				**** Off Day ****				
8	APR 10	vs. BOS	L	4-6 (10)	Barnes/Tate/Andriese	4-4	T-2 <sup>nd</sup>	-1.0	9,307
9	APR 11	vs. BOS	L	9-14	Pivetta/López	4-5	T-2 <sup>nd</sup>	-2.0	8,171
	APR 12	vs. SEA	****POSTPONED**** (Rescheduled for 4/13)				4 <sup>th</sup>	-2.0	
10	APR 13	vs. SEA [1]	L	3-4 (8)	Montero/Scott/Graveman	4-6	T-4 <sup>th</sup>	-3.0	--
11	APR 13	vs. SEA [2]	W	7-6	Valdez/Sadler	5-6	T-2 <sup>nd</sup>	-2.5	4,147
	APR 14	vs. SEA	****POSTPONED**** (Rescheduled for 4/15)				3 <sup>rd</sup>	-3.5	
12	APR 15	vs. SEA [1]	L	2-4	Gonzales/Scott/Graveman	5-7	T-3 <sup>rd</sup>	-3.5	--
13	APR 15	vs. SEA [2]	L	1-2	Dunn/Zimmermann/Middleton	5-8	T-4 <sup>th</sup>	-4.0	5,060
14	APR 16	at TEX	W	5-2	López/Foltynewicz/Valdez	6-8	T-3 <sup>rd</sup>	-3.5	22,173
15	APR 17	at TEX	W	6-1	Lakins, Sr./Rodriguez	7-8	T-2 <sup>nd</sup>	-3.5	29,338
16	APR 18	at TEX	L	0-1 (10)	King/Lakins, Sr.	7-9	T-3 <sup>rd</sup>	-3.0	24,267
	APR 19				**** Off Day ****	7-9	T-3 <sup>rd</sup>	-3.5	
17	APR 20	at MIA	W	7-5	Harvey/Neidert/Valdez	8-9	3 <sup>rd</sup>	-3.5	4,540
18	APR 21	at MIA	L	0-3	Rogers/Zimmermann/Garcia	8-10	T-3 <sup>rd</sup>	-3.5	4,028
	APR 22				**** Off Day ****	8-10	T-3 <sup>rd</sup>	-3.0	
19	APR 23	vs. OAK	L	1-3	Irvin/López/Diekman	8-11	T-4 <sup>th</sup>	-4.0	7,574
20	APR 24	vs. OAK	L	2-7	Bassitt/LeBlanc	8-12	5 <sup>th</sup>	-4.0	7,616
21	APR 25	vs. OAK	W	8-1	Means/Luzardo	9-12	T-4 <sup>th</sup>	-4.0	8,107
22	APR 26	vs. NYY	W	4-2	Harvey/García/Valdez	10-12	4 <sup>th</sup>	-3.5	6,367
23	APR 27	vs. NYY	L	1-5	Kluber/Zimmermann	10-13	T-4 <sup>th</sup>	-4.5	6,662
24	APR 28	vs. NYY	L	0-7	Germán/Kremer	10-14	5 <sup>th</sup>	-5.5	7,338
25	APR 29	vs. NYY	W	4-3 (10)	Scott/Loaisiga	11-14	T-4 <sup>th</sup>	-4.5	7,738
26	APR 30	at OAK	W	3-2	Means/Fiers/Valdez	12-14	T-4 <sup>th</sup>	-4.5	5,777
APRIL TOTALS: 12-14			TEAM ERA: 4.01			TEAM AVG: .224			
27	MAY 1	at OAK	W	8-4	Harvey/Luzardo	13-14	T-3 <sup>rd</sup>	-3.5	6,469
28	MAY 2	at OAK	L	5-7	Petit/Lakins, Sr./Trivino	13-15	5 <sup>th</sup>	-3.5	5,862
29	MAY 3	at SEA	W	5-3	Sulser/Misiewicz/Valdez	14-15	5 <sup>th</sup>	-3.0	5,776
30	MAY 4	at SEA	L	2-5	Montero/Lakins, Sr.	14-16	5 <sup>th</sup>	-4.0	6,504
31	MAY 5	at SEA	W	6-0	MEANS/Kikuchi	15-16	5 <sup>th</sup>	-3.0	6,742
	MAY 6				**** Off Day ****	15-16	5 <sup>th</sup>	-3.5	
32	MAY 7	vs. BOS	L	2-6	Rodriguez/Harvey	15-17	5 <sup>th</sup>	-4.5	7,724
33	MAY 8	vs. BOS	L	6-11	Richards/Lowther	15-18	5 <sup>th</sup>	-5.5	10,598*
34	MAY 9	vs. BOS	L	3-4	Pivetta/Kremer/Barnes	15-19	5 <sup>th</sup>	-6.5	10,274
35	MAY 10	vs. BOS	W	4-1	López/Andriese/Valdez	16-19	5 <sup>th</sup>	-5.5	6,826
36	MAY 11	at NYM	L	2-3	Familia/Valdez	16-20	5 <sup>th</sup>	-5.5	7,930
37	MAY 12	at NYM	L	1-7	Walker/Harvey	16-21	5 <sup>th</sup>	-5.5	8,035
	MAY 13				**** Off Day ****	16-21	5 <sup>th</sup>	-6.0	
38	MAY 14	vs. NYY	L	4-5	Kluber/Lakins, Sr./Loaisiga	16-22	5 <sup>th</sup>	-7.0	10,809*
39	MAY 15	vs. NYY	L	2-8	Germán/López	16-23	5 <sup>th</sup>	-8.0	10,767*
40	MAY 16	vs. NYY	W	10-6	Zimmermann/King	17-23	5 <sup>th</sup>	-7.0	11,070*
	MAY 17				**** Off Day ****	17-23	5 <sup>th</sup>	-7.0	
41	MAY 18	vs. TB	L	6-13	Kittredge/Harvey	17-24	5 <sup>th</sup>	-7.0	5,429
42	MAY 19	vs. TB	L	7-9	Thompson/Fry/Fairbanks	17-25	5 <sup>th</sup>	-8.0	6,581
43	MAY 20	vs. TB	L	1-10	Hill/Kremer	17-26	5 <sup>th</sup>	-9.0	6,916
44	MAY 21	at WSH	L	2-4	Strasburg/López	17-27	5 <sup>th</sup>	-10.0	14,369
45	MAY 22	at WSH	L	9-12	Hudson/Plutko/Hand	17-28	5 <sup>th</sup>	-11.0	15,440
46	MAY 23	at WSH	L	5-6	Corbin/Harvey/Hand	17-29	5 <sup>th</sup>	-11.0	14,618
47	MAY 24	at MIN	L	3-8	Alcalá/Scott	17-30	5 <sup>th</sup>	-12.0	8,530
48	MAY 25	at MIN	L	4-7	Berrios/Kremer/Rogers	17-31	5 <sup>th</sup>	-12.0	9,969
49	MAY 26	at MIN	L	2-3	Pineda/López/Robles	17-32	5 <sup>th</sup>	-13.0	10,574
50	MAY 27	at CWS	L	1-5	Cease/Tate	17-33	5 <sup>th</sup>	-14.0	9,671
	MAY 28	at CWS	****POSTPONED**** (Rescheduled for 5/29)				5 <sup>th</sup>	-14.0	
51	MAY 29	at CWS [1]	L	4-7	Keuchel/Harvey/Hendriks	17-34	5 <sup>th</sup>	-15.0	--
52	MAY 29	at CWS [2]	L	1-3	Lynn/Means/Hendriks	17-35	5 <sup>th</sup>	-15.5	20,029
53	MAY 30	at CWS	L	1-3	Giolitto/Tate/Hendriks	17-36	5 <sup>th</sup>	-16.5	21,067
54	MAY 31	vs. MIN	L	2-3 (10)	Rogers/Plutko/Robles	17-37	5 <sup>th</sup>	-17.5	11,010*
MAY TOTALS: 5-23			TEAM ERA: 5.89			TEAM AVG: .234			
55	JUN 1	vs. MIN	W	7-4	Zimmermann/Pineda/Sulser	18-37	5 <sup>th</sup>	-16.5	5,337
56	JUN 2	vs. MIN	W	6-3	Wells/Dobnak	19-37	5 <sup>th</sup>	-15.5	5,945
	JUN 3				**** Off Day ****	19-37	5 <sup>th</sup>	-16.0	
57	JUN 4	vs. CLE	W	3-1	Sulser/Shaw/Fry	20-37	5 <sup>th</sup>	-15.0	12,009
58	JUN 5	vs. CLE	L	4-10	Civale/Means	20-38	5 <sup>th</sup>	-16.0	9,969
59	JUN 6	vs. CLE	W	18-5	López/Quantrill	21-38	5 <sup>th</sup>	-16.0	9,423
	JUN 7				**** Off Day ****	21-38	5 <sup>th</sup>	-16.0	
60	JUN 8	vs. NYM	W	10-3	Zimmermann/Peterson	22-38	5 <sup>th</sup>	-16.0	9,431
61	JUN 9	vs. NYM		7:05 p.m.	ET MASN				
	JUN 10				**** Off Day ****				
62	JUN 11	at TB		7:10 p.m.	ET MASN2				
63	JUN 12	at TB		4:10 p.m.	ET MASN				
64	JUN 13	at TB		1:10 p.m.	ET MASN2				
65	JUN 14	at CLE		7:10 p.m.	ET MASN2				
66	JUN 15	at CLE		7:10 p.m.	ET MASN2				
67	JUN 16	at CLE		7:10 p.m.	ET MASN2				
68	JUN 17	at CLE		1:10 p.m.	ET MASN				
69	JUN 18	vs. TOR		7:05 p.m.	ET MASN				
70	JUN 19	vs. TOR		4:05 p.m.	ET MASN				
71	JUN 20	vs. TOR		1:05 p.m.	ET MASN				
72	JUN 21	vs. HOU		7:05 p.m.	ET MASN				
73	JUN 22	vs. HOU		7:05 p.m.	ET MASN2				
74	JUN 23	vs. HOU		7:05 p.m.	ET MASN				
75	JUN 24	at TOR		7:07 p.m.	ET MASN				
76	JUN 25	at TOR		7:07 p.m.	ET MASN				
77	JUN 26	at TOR		3:07 p.m.	ET MASN				
78	JUN 27	at TOR		1:07 p.m.	ET MASN				
79	JUN 28	at HOU		8:10 p.m.	ET MASN				
80	JUN 29	at HOU		8:10 p.m.	ET MASN				
81	JUN 30	at HOU		8:10 p.m.	ET MASN				
JUNE TOTALS:			TEAM ERA:			TEAM AVG:			
	JUL 1				**** Off Day ****				
82	JUL 2	at LAA		9:38 p.m.	ET MASN2				
83	JUL 3	at LAA		10:07 p.m.	ET MASN				
84	JUL 4	at LAA		4:07 p.m.	ET MASN2				
	JUL 5				**** Off Day ****				
85	JUL 6	vs. TOR		7:05 p.m.	ET MASN				
86	JUL 7	vs. TOR		7:05 p.m.	ET MASN				
87	JUL 8	vs. TOR		7:05 p.m.	ET MASN				
88	JUL 9	vs. CWS		7:05 p.m.	ET MASN				
89	JUL 10	vs. CWS		4:05 p.m.	ET MASN				
90	JUL 11	vs. CWS		1:05 p.m.	ET MASN				

	DATE	OPP	W-L	SCORE	WP/LP/SV	RECORD	POS	GA/GB	ATTEND
	JUL 12				**** ALL-STAR BREAK ****				
	JUL 13			91 <sup>st</sup> MAJOR LEAGUE ALL-STAR GAME IN COLORADO					
	JUL 14				**** ALL-STAR BREAK ****				
	JUL 15				**** ALL-STAR BREAK ****				
91	JUL 16	at KC		8:10 p.m.	ET MASN2				
92	JUL 17	at KC		7:10 p.m.	ET MASN2				
93	JUL 18	at KC		2:10 p.m.	ET MASN2				
94	JUL 19	at TB		7:10 p.m.	ET MASN2				
95	JUL 20	at TB		7:10 p.m.	ET MASN2				
96	JUL 21	at TB		12:10 p.m.	ET MASN				
	JUL 22				**** Off Day ****				
97	JUL 23	vs. WSH		7:05 p.m.	ET MASN				
98	JUL 24	vs. WSH		7:05 p.m.	ET MASN				
99	JUL 25	vs. WSH		1:05 p.m.	ET MASN				
	JUL 26				**** Off Day ****				
100	JUL 27	vs. MIA		7:05 p.m.	ET MASN2				
101	JUL 28	vs. MIA		7:05 p.m.	ET MASN2				
102	JUL 29	at DET		7:10 p.m.	ET MASN				
103	JUL 30	at DET		7:10 p.m.	ET MASN2				
104	JUL 31	at DET		6:10 p.m.	ET MASN2				
JULY TOTALS:			TEAM ERA:			TEAM AVG:			
105	AUG 1	at DET		1:10 p.m.	ET MASN2				
106	AUG 2	at NYY		7:05 p.m.	ET MASN				
107	AUG 3	at NYY		7:05 p.m.	ET MASN				
108	AUG 4	at NYY		7:05 p.m.	ET MASN				
	AUG 5				**** Off Day ****				
109	AUG 6	vs. TB		7:05 p.m.	ET MASN2				
110	AUG 7	vs. TB		7:05 p.m.	ET MASN2				
111	AUG 8	vs. TB		1:05 p.m.	ET MASN2				
	AUG 9				**** Off Day ****				
112	AUG 10	vs. DET		7:05 p.m.	ET MASN2				
113	AUG 11	vs. DET		7:05 p.m.	ET MASN2				
114	AUG 12	vs. DET		4:05 p.m.	ET MASN2				
115	AUG 13	at BOS		7:10 p.m.	ET MASN				
116	AUG 14	at BOS		4:10 p.m.	ET MASN				
117	AUG 15	at BOS		1:10 p.m.	ET MASN				
118	AUG 16	at TB		7:10 p.m.	ET MASN				
119	AUG 17	at TB		7:10 p.m.	ET MASN2				
120	AUG 18	at TB		7:10 p.m.	ET MASN2				
121	AUG 19	at TB		1:10 p.m.	ET MASN				
122	AUG 20	vs. ATL		7:05 p.m.	ET MASN				
123	AUG 21	vs. ATL		7:05 p.m.	ET MASN2				
124	AUG 22	vs. ATL		1:05 p.m.	ET MASN				
	AUG 23				**** Off Day ****				
125	AUG 24	vs. LAA		7:05 p.m.	ET MASN				
126	AUG 25	vs. LAA		7:05 p.m.	ET MASN				
127	AUG 26	vs. LAA		1:05 p.m.	ET MASN				
128	AUG 27	vs. TB		7:05 p.m.	ET MASN2				
129	AUG 28	vs. TB		7:05 p.m.	ET MASN2				
130	AUG 29	vs. TB		1:05 p.m.	ET MASN2				
131	AUG 30	at TOR		7:07 p.m.	ET MASN2				
132	AUG 31	at TOR		7:07 p.m.	ET MASN2				
AUGUST TOTALS:			TEAM ERA:			TEAM AVG:			
133	SEP 1	at TOR		7:07 p.m.	ET MASN2				
	SEP 2				**** Off Day ****				
134	SEP 3	at NYY		7:05p.m.	ET MASN				
135	SEP 4	at NYY		1:05 p.m.	ET MASN				
136	SEP 5	at NYY		1:05 p.m.	ET MASN				
137	SEP 6	vs. KC		1:05 p.m.	ET MASN2				
138	SEP 7	vs. KC		7:05 p.m.	ET MASN2				
139	SEP 8	vs. KC		7:05 p.m.	ET MASN2				
140	SEP 9	vs. KC		7:05 p.m.	ET MASN2				
141	SEP 10	vs. TOR		7:05 p.m.	ET MASN				
142	SEP 11	vs. TOR		7:05 p.m.	ET MASN				
143	SEP 12	vs. TOR		1:05 p.m.	ET MASN				
	SEP 13				**** Off Day ****				
144	SEP 14	vs. NYY		7:05 p.m.	ET MASN				
145	SEP 15	vs. NYY		7:05 p.m.	ET MASN				
146	SEP 16	vs. NYY		5:05 p.m.	ET MASN				
147	SEP 17	at BOS		7:10 p.m.	ET MASN				
148	SEP 18	at BOS		1:10 p.m.	ET MASN				
149	SEP 19	at BOS		1:10 p.m.	ET MASN				
150	SEP 20	at PHI		7:05 p.m.	ET MASN				
151	SEP 21	at PHI		7:05 p.m.	ET MASN				
152	SEP 22	at PHI		7:05 p.m.	ET MASN				
153	SEP 23	vs. TEX		7:05 p.m.	ET MASN				
154	SEP 24	vs. TEX		7:05 p.m.	ET MASN				
155	SEP 25	vs. TEX		7:05 p.m.	ET MASN				
156	SEP 26	vs. TEX		1:05 p.m.	ET MASN				
	SEP 27				**** Off Day ****				
157	SEP 28	vs. BOS		7:05 p.m.	ET MASN				
158	SEP 29	vs. BOS		7:05 p.m.	ET MASN				
159	SEP 30	vs. BOS		7:05 p.m.	ET MASN				