

BALTIMORE ORIOLES (74-84) vs. TAMPA BAY RAYS (77-81)

LHP Cade Povich (3-8, 5.06) vs. RHP Drew Rasmussen (10-5, 2.80)

Thursday, September 25, 2025 • 1:05 p.m. ET • Oriole Park at Camden Yards • Baltimore, MD

TV: MASN • Radio: 98 Rock 97.9 FM/HD2 & WBAL NewsRadio 1090 AM/101.5 FM

Game No. 159

Home Game No. 81

O's AT A GLANCE	
Overall	74-84
Home	38-42
Road	36-42
Day	34-33
Night	40-51
Current Streak	1-1
Last 5 Games	2-3
Last 10 Games	5-5
March	3-2
April	9-16
May	9-18
June	16-11
July	13-12
August	11-17
September	13-8
vs. LHSP	22-25
vs. RHSP	52-59
Series Opener	26-25
Series Opener at Home	15-11
Series Opener on Road	11-14
By Series	18-28-4
By Home Series	11-13-1
By Road Series	7-15-3
Rubber Games	8-15
Sweeps/Were Swept	8-6
Scored First	50-27
Opponent Scored First	24-57
1-run games	26-23
Comeback Wins	31-38
Last AB Wins	11-17
Walkoff Wins	5-4
Extra Innings	6-6
Led After 6	58-9
Led After 7	63-10
Led After 8	69-3
Tied After 6	9-11
Tied After 7	6-8
Tied After 8	4-7
Behind After 6	7-64
Behind After 7	5-66
Behind After 8	1-74
vs. AL Teams	50-60
vs. AL East	21-27
vs. AL Central	12-19
vs. AL West	17-14
vs. NL Teams	24-24
vs. NL East	8-10
vs. NL Central	7-8
vs. NL West	9-6
Hit 0 HR	13-39
Hit 1+ HR	61-45
Hit 2+ HR	29-18
Scored 3 or Fewer Runs	18-61
Scored 4 or More Runs	56-23
Allowed 3 or Fewer Runs	59-8
Allowed 4 or More Runs	15-76
More Hits than Opponent	49-13
Fewer Hits than Opponent	22-67
Committed No Errors	54-41
Committed 1 or More Errors	20-43
Starter Goes at least 5 inn	62-44
Starter Goes at least 6 inn	41-18
Starter Goes at least 7 inn	17-5

ORIOLESPRESSBOX.COM

The 2025 Baltimore Orioles Media Guide, as well as the latest game notes, rosters, press releases, and other team information, can be found at [oriolespressbox.com](#).

BIRDLAND BITES: The Orioles complete their final homestand of the year this afternoon against the Rays (1-1, 1 to play), having dropped three of four to the Yankees from Thursday through Sunday...The Birds will close the 2025 season with three games in the Bronx beginning tomorrow.

👉 With a win this afternoon, Baltimore can clinch a 7-6 season-series victory over Tampa Bay, marking their third straight winning season over the Rays for the first time since 2014-16.

👉 In last night's 6-2 defeat, the Birds were held to three hits...It marked their 12th time being held to three or fewer hits this season (last: 9/18 vs. NYY, 3 H), tied for the fourth-most such games in MLB this year ahead of the Guardians (18 G), Rockies (16 G), and Twins (14 G).

👉 Despite the loss, Baltimore is 55-48 (.534) since May 30, tied with New York-AL (also 55-48) for the fifth-best winning percentage in the AL during that period behind Toronto (.608, 62-40), Boston (.600, 60-40), Seattle (.573, 59-44), and Cleveland (.544, 56-47).

👉 The Orioles have hit one or zero home runs in a season-high 16 straight home games, their longest single-season stretch since a 17-game run from June 22-July 26, 2004.

RUN AND GUNN: After swiping his 29th bag of the season last night, **Gunnar Henderson** has been successful on each of his last 15 stolen base attempts since August 4, marking the longest such streak of his career...His previous best was 13 straight from September 27, 2023-June 21, 2024.

👉 Having already recorded a team-leading 33 doubles, Henderson can become the sixth Oriole (10th occurrence) in franchise history (since 1954) to record 30+ doubles and 30+ steals in a season, joining **Cedric Mullins** (2021-22), **Jonathan Villar** (2019), **Nate McLouth** (2013), **Brian Roberts** (2006-09), and **Delino DeShields** (2000).

👉 Entering play today, eight players in MLB have 30+ doubles and 30+ steals: WSH's CJ Abrams, AZ's Corbin Carroll, CHC's Pete Crow-Armstrong, CIN's Elly De La Cruz, NYM's Francisco Lindor, CLE's José Ramírez, PHI's Trea Turner, and KC's Bobby Witt Jr.

PATIENT APPROACH: The O's have drawn an MLB-best 90 walks since August 31, outpacing the Yankees (88 BB) and Giants (87 BB)...The Birds have drawn 1+ walk in 43 straight games since August 8, the second-longest active streak in the majors behind the Cubs (49 G).

👉 Since making his MLB debut on August 16, **Dylan Beavers'** 23 walks are tied with ATH's Nick Kurtz for the most among all major league rookies.

👉 Since August 16, **Colton Cowser** is averaging 4.44 pitches per plate appearance, the fifth-highest clip in MLB behind ATL's Marcell Ozuna (4.62 P/PA), SD's Jake Cronenworth (4.56 P/PA), and DET's Gleyber Torres/LAA's Mike Trout (both 4.55 P/PA).

HOLLIDAY SEASON: **Jackson Holliday** paces the Birds with 17 home runs, one ahead of **Colton Cowser** and **Gunnar Henderson** (both 16 HR)...The only Oriole under 22 years old to finish the season leading the club in homers is **Eddie Murray** (27 HR, 1977).

👉 Holliday can join **Bobby Grich** (19 HR, 1974) as the only Oriole second basemen in franchise history (since 1954) to lead the team in home runs, per *Stats Perform*.

👉 Holliday's 17 long balls are the fifth most by an Oriole in their age-21 season or younger (as of age of July 1 of season) in team history (since 1954), trailing **Cal Ripken, Jr.** (28 HR, 1982), **Eddie Murray** (27 HR, 1977), **Boog Powell** (25 HR, 1963), and **Curt Blefary** (22 HR, 1965), per *Stats Perform*.

👉 Baltimore has not had a player fail to reach the 20 home run mark since 2001, when **Jay Gibbons** and **Chris Richard** each paced the club with 15 homers apiece...Only five teams in Orioles history (since 1954) have not had a player hit 20+ homers ('01, '74, '57, '55, '54).

LEAVE IT TO BEAVERS: **Dylan Beavers** has reached base safely in 25 of his first 31 career games since August 16...His 23 walks during that time are tied for seventh most in the AL.

👉 His 23 walks are tied with **Glenn Gulliver** (23 BB, 1982) for the most in O's history (since 1954) through a player's first 31 career games...Gulliver also holds the record through 32 games with 24 walks.

👉 He has reached base safely 47 times (24 H, 23 BB) to begin his career, becoming the fifth Oriole in franchise history to reach safely 47+ times through their first 31 career games along with **Billy Ripken** (54 TOB, 1987), **Curtis Goodwin** (51 TOB, 1995), **Ryan Mountcastle** (47 TOB, 2020), and **Willie Tasby** (47 TOB, 1958-59).

👉 Since making his debut, he's averaging 4.42 pitches per plate appearance, the sixth-highest mark in the majors.

HOMETOWN TURN AROUND: After opening the season 9-17 at home and being outscored 167-11 (-56), the Birds have gone 29-25 at Oriole Park at Camden Yards since May 30 with a +26 run differential (245-219).

👉 In their first 26 home games through May 28, Oriole starters compiled a 6.93 ERA (96 ER/124.2 IP) and permitted 36 homers, but have since tallied a 3.74 ERA (120 ER/289.0 IP) and allowed 43 long balls across 54 games.

IT TAKES A VILLAGE: Baltimore has used 70 different players this season to tie the major league record set by the 2024 Marlins...The Braves have also used 70 players...The previous O's record was set in 2021 with 62.

👉 The O's have used 41 different pitchers this year (including position players), second most in a season in franchise history (since 1954) behind the 2021 Orioles (42)...The AL record for most pitchers used in a season is 42, shared by the 2021 Orioles and 2019 Seattle Mariners.

👉 The Orioles have had 34 different position players appear in a game, the most by a major league team since 2022 (37, SF; 34, LAA, OAK, PIT) and tied for the most in a season in franchise history with 1955.

👉 The Orioles have had 23 players hit a home run for the team, breaking the team record (since 1954)...That's the most players to homer by one MLB team since 2024 (SF, 23).

👉 Baltimore has had 19 players steal a base, breaking the O's record.

👉 The Birds have used seven different players at catcher, setting the franchise record...The last MLB club to use at least seven catchers in a single season was the 2023 Cleveland Guardians (also 7)...The 2022 Pirates are the last team to use eight.

QUIET ON EUTAW: The Orioles have failed to have a home run land on Eutaw Street this year after hitting six to the iconic stretch parallel to the Warehouse beyond the right field wall a season ago...Three opposing players have homered onto Eutaw in 2025: TB's Jonathan Arranda on June 28, NYY's Trent Grisham on April 29, and CIN's Jake Frealey on April 19...Not including the COVID-impacted season in 2020, that would be the fewest home runs marked on Eutaw since **Chris Davis** hit all three in 2015.

👉 Since Oriole Park at Camden Yards opened in 1992, Baltimore has not had a homer land on Eutaw Street in eight seasons: 2014, 2007, 2005, 2001, 2000, 1994, 1993, and 1992.

O's vs. RAYS		
Current Streak	L1	
2025 Record	6-6	
at Oriole Park at Camden Yards	3-2	
at George M. Steinbrenner Field	3-4	
All-Time <i>(since 1954)</i>	231-246	
at Home	124-114	
on Road	107-132	
2025 Schedule		
Date	Score	Win/Loss/Save
6/16	L, 7-1	Pepiot/Eflin
6/17	W, 5-1	Kremer/Littell
6/18	L, 12-8	Montgomery/Kittredge
6/19	W, 4-1	Morton/Rasmussen/Bautista
6/27	W, 22-8	Sugano/Orze
6/28	L, 11-3	Littell/Eflin
6/29	W, 5-1	Kremer/Bradley
7/18	L, 11-1	Morton/Bradley
7/19	L, 4-3	Uceta/Dominguez/Fairbanks
7/20	W, 5-3	Rogers/Pepiot/Bautista
9/23	W, 6-0	Kremer/Pepiot
9/24	L, 6-2	Uceta/Wells
9/25	1:05 p.m. ET	
Indicates Home		

O's AT HOME	
Record	38-42
Team AVG/OBP/SLG	.241/.308/.416
Fielding Errors	37
Team ERA	4.53 (366 ER/727.0 IP)
Starters ERA	4.70 (216 ER/413.2 IP)
Bullpen ERA	4.31 (150 ER/313.1 IP)
Saves/Opps	18/28
Best Homestand	.833 (5-1), 9/5-11
Worst Homestand	.000 (0-6), 5/13-18

FEELING RAYFUL	
Highest Career OPS vs. Tampa Bay, Active Players (Min. 150 PA)	
1. Mike Trout (LAA)	1.099
2. Gunnar Henderson (BAL)993
3. Alex Bregman (BOS)913
4. Teoscar Hernández (LAD)874
5. Vladimir Guerrero Jr. (TOR)871

OPENING STATEMENTS	
Best Starting Pitcher ERA, Since September 1	
1. Cleveland Guardians	2.06 ERA
2. Los Angeles Dodgers	2.34 ERA
3. Baltimore Orioles	2.90 ERA
4. Arizona Diamondbacks.....	2.95 ERA
5. New York Yankees	3.08 ERA

RUNNING WILD	
Most Steals in MLB, Since August 23	
1. Juan Soto (NYM).....	16
2. Corbin Carroll (AZ).....	15
3. Gunnar Henderson (BAL)	13
4. Royce Lewis (MIN).....	10
5. Three players tied.....	9

UPCOMING MILESTONES	
Jackson Holliday	3 R shy of 100
Ryan Mountcastle	3 HR shy of 100
Jordan Westburg	3 XBH shy of 100

THIS DATE IN O'S HISTORY	
September 25, 1983 - Storm Davis and Tippy Martinez combine to beat the Brewers at Milwaukee's County Stadium, 5-1, clinching the AL East title. The Brewers had beaten out the Orioles for the title at Memorial Stadium on the season's final day in 1982. The win eliminates the Tigers with a week to play.	

UPCOMING SCHEDULE					
DATE	OPPONENT	TIME	ORIOLES STARTER	OPPONENT STARTER	TV
September 26	at New York-AL	7:05 p.m. ET	LHP Trevor Rogers (9-2, 1.35)	TBD	MASN
September 27	at New York-AL	1:05 p.m. ET	RHP Tomoyuki Sugano (10-9, 4.54)	TBD	MASN
September 28	at New York-AL	3:05 p.m. ET	RHP Kyle Bradish (1-1, 2.25)	TBD	MASN
MASN and MASN2 games can also be streamed locally via MASN+ ...All games broadcast on the Orioles Radio Network and 98 Rock 97.9 FM/HD2 & WBAL NewsRadio 1090 AM/101.5 FM					

#37 CADE POVICH LHP



3-8, 5.06 ERA

HT: 6-3 WT: 185
DOB: 4/12/00 Age: 25
Bats: L Throws: L

PITCH TYPE (2025)	USAGE	AVG. VELOCITY
Fastball	36.8%	92.2 mph
Curveball	20.9%	78.9 mph
Changeup	15.9%	83.7 mph
Sinker	12.4%	91.9 mph
Sweeper	11.9%	82.8 mph
Cutter	2.1%	91.7 mph

QUICK HITS: Set to make his 22nd appearance of the season (20th GS) and the 38th of his career...Reinstated from the 15-day Injured List (left hip inflammation) prior to his start on August 4...Placed on the IL on June 16...Pitched to a 3.98 ERA (9 ER/20.1 IP) through five rehab outings between Triple-A Norfolk (4 GS) and High-A Aberdeen (1 GS)...Was the first Oriole pitcher to make his major league debut in 2024 when he started on June 6 at Toronto, and became the first Oriole to throw at least 100 pitches in his MLB debut since **Wei-Yin Chen** on April 10, 2012 vs. New York-AL...Acquired by the Orioles along with **RHP Yennier Cano**, **LHP Juan Rojas**, and **RHP Juan Nuñez** from the Minnesota Twins in exchange for **RHP Jorge López** and cash considerations on August 2, 2022...Originally selected by the Minnesota Twins in the third round (No. 98 overall) of the 2021 First-Year Player Draft out of the University of Nebraska.

LAST TIME OUT: Was dealt the loss on September 18 vs. New York-AL after allowing three runs on five hits and four walks (1 IBB) with five strikeouts in 5.0 innings...Has completed 5.0 innings in five straight outings since August 28, the longest stretch of his career...Threw 89 pitches, 51 strikes.
☞ Utilized his cutter for the first time this season, off which opponents went 1-for-5 with three strikeouts...His cutter was his fifth-most utilized offering in 2024 (7.5%).
☞ Snapped a career-high-tying four-game streak of allowing a home run (also 6/24-7/12/24).

RAYS THE ROOF: Set to make his first career start against Tampa Bay...Owns a career 0-6 record with a 5.01 ERA (33 ER/59.1 IP) through 12 starts against the AL East, but has held divisional opponents to three runs or fewer across six starts this season.

DAY 'N' NITE: Holds a 3.18 ERA (16 ER/45.1 IP) through nine day appearances (8 GS) compared to a 6.46 ERA (44 ER/61.1 IP) across 12 night games (11 GS)...Opponents are batting .297 (54-for-182) with a 1.52 WHIP off Povich during the day compared to .261 (61-for-234) with a 1.42 WHIP at night.

LEFT BEHIND: Lefties are hitting .333 (18-for-54) with a .611 slugging percentage off Povich across his last 11 outings since May 28 while righties are batting .264 (47-for-178) with a .427 slugging percentage...Left-handed batters were 9-for-45 (.200) through Povich's first nine appearances between March 31-May 23.
☞ His most effective offering against right-handed hitters has been his changeup, holding them to a .194 (12-for-62) mark with 17 strikeouts...His four-seam fastball is his most effective against lefties (min. 10 BBE), off which players are batting .217 (5-for-23) with eight punchouts.
☞ His 1.001 opponent OPS against lefties since May 28 is the fifth-highest mark by a southpaw in that span (min. 50 BF).

FAST, NOT FURIOUS: Over Povich's last five starts since August 22, opponents are batting .324 (11-for-34) off his four seamer after being held to a .182 (12-for-66) clip from May 16-August 16 (9 G/7 GS)...Opponents are 6-for-17 (.353) off his sinker since August 22 after going 7-for-29 (.241) off the pitch between May 6-August 16 (10 G/8 GS).

THREE'S A CROWD: Batters in the first- through third-hole spots are slashing a combined .311/.363/.567 (51-for-164) off Povich, while the rest of the lineup is slashing a combined .254/.326/.393 (64-for-252)...The first three batters have accounted for 20 of Povich's 39 total extra-base hits allowed on the year (51.3%).

TWO-OUT TROUBLE: Opponents are batting .281 (36-for-128) with an .860 OPS with two outs off Povich...However, batters are hitting .189 (7-for-37) with a .565 OPS with two outs through his last seven outings (6 GS) since August 10.
☞ Hitters are slashing .303/.361/.515 (10-for-33) with runners in scoring position and two outs.

THE LONG GAME: In starts of at least 5.0 innings, Povich holds a 3.76 ERA (28 ER/67.0 IP) compared to an 8.42 ERA (29 ER/31.0 IP) in starts of fewer than 5.0 innings...This season, he has held opponents to two earned runs or fewer in eight of 12 starts in which he completes at least five frames.
☞ Has held opponents to a .721 OPS in 5.0+-inning starts compared to a 1.014 mark in starts of 4.2 innings or fewer.

2025 & CAREER SPLITS

	2025						CAREER					
	W-L	ERA	G/S	IP	ER		W-L	ERA	G/S	IP	ER	
Home	1-5	5.66	13/12	62.0	39		3-9	4.74	22/21	112.0	59	
Road	2-3	4.23	8/7	44.2	21		3-8	5.69	15/14	74.1	47	
Day	2-1	3.18	9/8	45.1	16		2-5	5.05	14/13	66.0	37	
Night	1-7	6.46	12/11	61.1	44		4-12	5.16	23/22	120.1	69	
vs. Left	.273	99	27	4	9	30	.253	186	47	6	17	46
vs. Right	.278	317	88	13	32	84	.273	543	148	23	53	137
TOTALS	.276	416	115	17	41	114	.267	729	195	29	75	183

RUN SUPPORT (as starter in '25)	RUNS ALLOWED BY INNING IN 2025	MISCELLANEOUS 2025 STATS
0 Runs 1	1 st 10	WHIP1.46
1 Run 6	2 nd 8	K/99.62
2 Runs 5	3 rd 17	BB/93.46
3 Runs 2	4 th 12	QS 3
4 Runs 4	5 th 10	#P/IP17.6
5 Runs--	6 th 8	
6 Runs--	7 th 0	<u>Opponents</u>
7 Runs 1	8 th--	AVG276
8 Runs--	9 th--	OBP341
9 Runs--	Total 65	SLG462
10+ Runs.....--		OPS803
Total 45		
RS/9..... 4.13		

2025 HIGHS

Innings: 6.2, 4/24 at WSH
Hits: 12, 4/6 at KC
Runs: 7, 4/18 vs. CIN
Earned Runs: 7, 4/18 vs. CIN
Strikeouts: 10, 8/16 at HOU
Walks: 5, 4/18 vs. CIN
Home Runs: 3, 4/18 vs. CIN
Winning Streak: --
Losing Streak: 3, 5/6-6/10
Shortest Start: 3.1 IP, 4/18 vs. CIN
Pitches Thrown: 103, 5/6 at MIN
Low-Hit CG: --

CAREER HIGHS

Innings: 7.1, 9/3/24 vs. CWS
Hits: 12, 4/6/25 at KC
Runs: 8, 7/6/24 at OAK
Earned Runs: 8, 7/6/24 at OAK
Strikeouts: 10, 2x, last: 8/16/25 at HOU
Walks: 5, 4x, last: 4/18/25 vs. CIN
Home Runs: 3, 4/18/25 vs. CIN
Winning Streak: --
Losing Streak: 5, 7/6-8/29/24
Shortest Start: 1.0 IP, 7/6/24 at OAK
Pitches Thrown: 103, 5/6/25 at MIN
Low-Hit CG: --

POVICH vs. TB

PLAYER	AVG	AB	H	HR	RBI
Caminero	.—	—	—	—	—
Díaz	.—	—	—	—	—
Feduccia	.—	—	—	—	—
Fortes	.—	—	—	—	—
Gray	.—	—	—	—	—
B. Lowe	.—	—	—	—	—
J. Lowe	.—	—	—	—	—
Mangum	.—	—	—	—	—
Morel	.—	—	—	—	—
Palacios	.—	—	—	—	—
Pereira	.—	—	—	—	—
Seymour	.—	—	—	—	—
Simpson	.—	—	—	—	—
Williams	.—	—	—	—	—

RASMUSSEN vs. BAL

PLAYER	AVG	AB	H	HR	RBI
Basallo	.—	—	—	—	—
Beavers	.—	—	—	—	—
Carlson	.000	0	0	0	0
Cowser	.667	3	2	0	0
Henderson	.667	3	2	0	0
Holliday	.333	3	1	0	0
A. Jackson	.—	—	—	—	—
J. Jackson	.—	—	—	—	—
Mateo	.375	8	3	0	0
Mayo	.—	—	—	—	—
Mountcastle	.429	7	3	1	4
O'Neill	.333	3	1	0	0
Rutschman	.200	10	2	0	1
Westburg	.000	3	0	0	0

POVICH'S 2025 GAMES

DATE	OPP	SCORE	WHEN LEFT	DEC	IP	H	R	ER	BB	K	HR	PIT	STR
3/31	vs. BOS	8-5	4-3	ND	4.1	5	3	3	2	8	0	94	59
4/6	at KC	1-4	1-4	L	6.0	12	4	1	0	4	0	88	61
4/13	vs. TOR	6-7 (10)	4-2	ND	4.2	7	2	2	1	2	1	76	48
4/18	vs. CIN	3-8	1-7	L	3.1	6	7	7	5	4	3	84	48
4/24	at WSH	2-1	2-1	W	6.2	4	1	1	1	5	0	87	60
4/30	vs. NYY	5-4	4-3	ND	4.2	3	3	3	3	2	2	87	50
5/6	at MIN	1-9	1-5	L	6.0	6	5	5	0	4	1	103	65
5/16	vs. WSH	3-4	2-2	ND	5.2	3	2	2	2	9	1	99	58
5/23	at BOS	5-19	2-1	ND	5.0	4	1	1	3	6	0	98	58
5/28	vs. STL	4-6	4-5	L	4.2	8	5	5	3	9	1	96	56
6/4	at SEA	3-2	1-2	ND	5.1	4	2	2	1	5	0	86	54
6/10	vs. DET	3-5	1-5	L	4.2	9	5	5	1	6	1	98	65
6/15	vs. LAA	11-2	5-2	W	3.2	3	0	0	1	4	0	57	36
8/4	at PHI	3-13	3-3	L	5.2	4	4	4	1	7	2	90	56
8/10	vs. ATH	2-3	2-1	ND	6.0	4	1	1	3	5	0	94	60
8/16	at HOU	4-5	2-3	ND	5.0	5	3	3	3	10	0	91	60
8/22	vs. HOU	7-10	3-4	L	4.2	4	6	4	2	5	1	96	60
8/28	vs. BOS	3-2	2-2	ND	5.0	7	2	2	0	5	2	81	56
9/3	at SD	7-5	7-2	W	5.0	7	4	4	3	3	1	85	48
9/11	vs. PIT	3-2	2-2	ND	5.2	5	2	2	2	6	1	93	62
9/18	vs. NYY	0-7	0-3	L	5.0	5	3	3	4	5	0	89	51
TOTALS					3-8	106.2	115	65	60	41	114	17	1872
*Italics indicate relief appearance													1171 (62.6%)

TOMORROW'S STARTER: LHP TREVOR ROGERS (9-2, 1.35)

LAST TIME OUT: Earned the win on September 19 vs. New York-AL after tossing 6.0 scoreless innings on one hit, two walks, and one hit batter with seven strikeouts...Completed 5.0 hitless innings before surrendering a leadoff single to Austin Wells in the sixth frame.

vs. NEW YORK-AL: Set to make his fouth career start and second straight against the Yankees, recording a 1.42 ERA (2 ER/12.2 IP) through his three prior outings...Holds a career 4-3 record and 2.46 ERA (22 ER/80.1 IP) through 16 starts against AL East opponents, with three of the wins coming this season (6 GS).

BIRDS IN THE BULLPEN



PITCHER	LAST OUTING	DEC.	IP	H	R	ER	BB	K	RETIRED/1 ST BF	IR/SCORED	SV/OPP	INNINGS-HIGH	STRIKEOUTS-HIGH
Akin	9/21 vs. NYY	ND	0.1	3	3	3	0	1	40/59	37/8	8/14	2.0 (5x, last: 9/3 at SD)	3 (3x, last: 8/24 vs. HOU)
Cano	9/24 vs. TB	ND	1.1	0	0	0	0	1	40/64	21/10	2/7	1.2 (9/20 vs. NYY)	3 (2x, last: 6/21 at NYY)
Castillo	9/24 vs. TB	ND	1.2	2	2	1	0	0	13/28	16/3	-/-	2.0 (3x, last: 8/29 vs. MIA)	3 (4x, last: 9/20 vs. NYY)
Enns	9/24 vs. TB	ND	2.0	2	1	0	0	3	13/21	6/2	2/2	3.0 (2x, last: 9/15 at CWS)	5 (8/6 at PHI)
Garcia	9/21 vs. NYY	ND	1.0	2	0	0	1	1	17/26	13/3	-/-	2.2 (2x, last: 7/18 at ATL)	4 (7/28 at SD)
Hiraldo	9/23 vs. TB	ND	1.0	0	0	0	1	2	11/16	7/4	0/1	2.0 (7/29 [G2] vs. TOR)	2 (4x, last: 9/23 vs. TB)
Selby	9/23 vs. TB	ND	1.0	0	0	0	0	0	8/10	5/1	-/-	2.0 (6/16 at TB)	5 (6/16 at TB)
Strowd	9/21 vs. NYY	L	1.0	0	2	1	1	3	17/23	6/0	-/-	2.0 (2x, last: 8/28 vs. BOS)	3 (9/21 vs. NYY)
2025 TOTALS	4.61 ERA	25-32	587.0	567	337	299	268	613	363/528	210/56	38/58	7.0 (Kremer, 6/12 vs. DET)	10 (Povich, 8/16 at HOU)

45 • KEEGAN AKIN • LHP4-4 • 8 SV • 3.52 ERA • 62 G (3 GS)

WHIP: 1.39K/9: 8.66BB/9: 4.55
vs. ALL: .238 (54-for-227)vs. LHB: .293 (27-for-92)vs. RHB: .200 (27-for-135)
⚡ Charged with three runs on three hits (2 HR) with one strikeout in 0.1 inning on 9/21 vs. NYY...Allowed his second career grand slam (also 9/5/21 at NYY) to Ben Rice with the game tied in the 10th inning...Later gave up a solo shot to Jazz Chisholm Jr...The homers were his first yielded to a lefty since 5/16 vs. WSH (Wood)...Allowed two home runs to left-handed batters in the same game for the first time in his career and multiple homers in the same relief outing for the second time (3 HR, 6/12/22 at KC)
⚡ Converted three saves in as many appearances from 9/16-19 for the first time in his career...Has converted all five save opportunities this month after blowing three of four from 8/10-27
⚡ Secured his career-high 16th hold of the season on 9/13 at TOR...Only recorded 12 holds through his first 142 career relief appearances from 2020-24
⚡ His 21.6 percent inherited runner scored rate (8 IRS, 37 IR) ranks seventh in MLB...Has allowed seven of those to score (13 IR) since 8/13
⚡ Has issued 13 walks in 23 appearances since returning from the IL on 7/29 after walking 10 batters in the previous 24 games from 5/4-6/30
⚡ Opponents are 7-for-65 (.108) with 18 strikeouts against his changeup and 15-for-64 (.234) with three home runs against his slider, compared to 32-for-98 (.327) with six homers off his fastball, his most-utilized offering (51.0%)
⚡ His 38.8 percent groundball rate is his highest since 2022 (50.0%, career high)
⚡ Owns a 1.91 ERA (6 ER/28.1 IP) in 28 road games (2 GS) compared to a 4.91 ERA (18 ER/33.0 IP) in 34 games (1 GS) at Oriole Park

78 • YENNIER CANO • RHP3-7 • 2 SV • 4.89 ERA • 64 G

WHIP: 1.42K/9: 8.21BB/9: 3.63
vs. ALL: .274 (58-for-212)vs. LHB: .318 (28-for-88)vs. RHB: .242 (30-for-124)
⚡ Tossed 1.1 perfect innings with one strikeout on 9/24 vs. TB...Marked his first perfect outing since 9/7 vs. LAD (1.0 IP) and his longest of at least four outs since 6/3/24 at TOR (1.1 IP)
⚡ Has allowed an earned run in three of his last six outings (3 ER/5.1 IP) since 9/9 after not allowing any in six outings from 8/26-9/7
⚡ Has a 3.00 ERA (5 ER/15.0 IP) in 16 games since 8/16...Posted an 8.00 ERA (16 ER/18.0 IP) in his previous 19 games from 6/18-8/13
⚡ His seven losses are the most by an O's reliever since 2019 (9 L, Paul Fry)
⚡ Held a six-game scoreless appearance streak from 8/26-9/7 (6.1 IP), tied for his second-longest stretch of the year (also 6/4-15, 5.0 IP)
⚡ Is 2-3 with a 3.51 ERA (10 ER/25.2 IP) in 29 away games this season compared to 1-4 with a 6.03 ERA (21 ER/31.1 IP) in 35 home games
⚡ Opponents are batting .274 (20-for-73) against him with no outs and .367 (11-for-30) with runners in scoring position and two outs
⚡ Has limited opponents to a .228 (21-for-92) clip with 17 strikeouts against his sinker
⚡ Is holding opposing hitters to a .176 average (12-for-68) and .403 OPS when ahead in the count compared to .455 (25-for-55) and 1.360 OPS when behind

66 • JOSÉ CASTILLO • LHP2-2 • 4.20 ERA • 28 G

WHIP: 1.73K/9: 8.70BB/9: 3.90
vs. ALL: .320 (39-for-122)vs. LHB: .370 (20-for-54)vs. RHB: .279 (19-for-68)
⚡ Allowed two runs (1 ER) on two hits (1 HR) in 1.2 innings on 9/24 vs. TB...Surrendered a solo home run to Jake Mangum, his first surrendered since 5/11 vs. LAD (22 G)
⚡ Lefties are 4-for-13 against him since joining the O's
⚡ Recorded three strikeouts in consecutive games from 9/18-20
⚡ Made his Orioles debut on 9/18 vs. NYY, tossing 1.2 scoreless innings on one hit with a season-high-tying three strikeouts...Stranded an inherited runner...Activated on 9/16 after being claimed off waivers from the Mariners on 9/15...Was designated for assignment by Seattle on 9/12
⚡ Has also pitched for AZ (5 G), NYM (16 G), and SEA (3 G) this season...Made 40 relief appearances with SD from 2018-23
⚡ Originally signed as an international free agent by TB on 7/7/12

71 • DIETRICH ENNS • LHP3-3 • 2 SV • 4.08 ERA • 24 G (3 GS)

WHIP: 1.40K/9: 9.52BB/9: 2.91
vs. ALL: .273 (50-for-183)vs. LHB: .353 (24-for-68)vs. RHB: .226 (26-for-115)
⚡ Surrendered one unearned run on two hits with three strikeouts on 9/24 vs. TB
⚡ Has allowed at least one run in 10 of 17 appearances (13 R/10 ER) since joining the Orioles
⚡ Has given up four homers in 10 games since 8/23 after not allowing one in his previous 12 games from 7/9-8/18
⚡ His three wins are a career high
⚡ Recorded his second save of the year on 9/15 at CWS after working a season-high-tying 3.0 perfect innings of relief (2x, last: 7/9 vs. TB) with four strikeouts
⚡ Made six consecutive relief outings of more than one inning from 8/23-9/15, tied for the longest stretch by an Oriole this year (Scott Blewett, 4/15-6/20)
⚡ Since making his O's debut on 8/3, his eight relief outings of 2.0+ innings are tied for second most in MLB behind CWS' Mike Vasil (9 G)
⚡ Threw 2.0+ innings in five consecutive appearances (1 GS) from 8/23-9/9, the longest stretch of his career
⚡ Has completed more than 1.0 inning in 14 of his 21 relief outings this year

50 • RICO GARCIA • RHP0-1 • 3.09 ERA • 27 G (1 GS)

WHIP: 1.16K/9: 9.56BB/9: 2.81
vs. ALL: .225 (27-for-120)vs. LHB: .185 (10-for-54)vs. RHB: .258 (17-for-66)
⚡ Tossed 1.0 scoreless inning on two hits and a walk with one strikeout on 9/21 vs. NYY...Stranded the bases loaded...All three baserunners allowed were left-handed batters
⚡ Secured his 10th hold of the year on 9/19 vs. NYY...Nine of his 10 holds this year have come in 15 games since 8/19
⚡ Holding right-handed batters to a .231 (3-for-13) average in 11 games this month after they hit .429 (12-for-28) in nine August games
⚡ Has inherited the based loaded with no outs twice and did not yield a run either time (8/19 at BOS & 9/2 at SD)...Opponents are 0-for-7 with one RBI with the bases loaded against him this year
⚡ Claimed off waivers from the Mets on 8/5 after being designated for assignment on 8/3...Also pitched in six games for the O's in 2022
⚡ Opponents are hitting .364 (8-for-22) against his curveball despite owning a .232 xBA on the offering...Opponents are also slugging .409 against the pitch, despite holding an xSLG of .287...Hitters are 19-for-98 (.194) against his three other pitches combined (four-seam fastball, changeup, slider)
⚡ Owns career highs in strikeout rate (26.0%) and groundball rate (48.3%) while posting a career-low 7.6 percent walk rate
⚡ Has also pitched this season for the Mets (8 G) and Yankees (1 G)

76 • YARAMIL HIRALDO • RHP0-0 • 4.91 ERA • 16 G

WHIP: 1.31K/9: 8.84BB/9: 4.42
vs. ALL: .221 (15-for-68)vs. LHB: .250 (7-for-28)vs. RHB: .200 (8-for-40)
⚡ Walked a batter in 1.0 scoreless inning with a career-high-tying two strikeouts (4x) on 9/23 vs. TB...Has allowed one run in four September appearances (4.0 IP)
⚡ Has struck out at least one batter in 14 of 16 career appearances
⚡ Recalled from Triple-A Norfolk on 9/15, marking his sixth stint on the active roster
⚡ Opponents are hitting .333 (9-for-27) with four homers against his fastball compared to a combined .146 average (6-for-41) with no homers off his slider and changeup
⚡ Blew his first career save opportunity after surrendering a game-tying two-run home run to Nathaniel Lowe in the ninth inning on 8/19 at BOS...Walked a career-high four batters while striking out two...Entered the outing with one career walk
⚡ Five of his 10 career earned runs have scored via home run
⚡ Hitters are 7-for-40 (.175) with one or no outs compared to 8-for-28 (.286) with two outs
⚡ Made his major league debut on 5/27 vs. STL

60 • COLIN SELBY • RHP0-2 • 3.75 ERA • 9 G

WHIP: 1.42K/9: 9.00BB/9: 1.50
vs. ALL: .294 (15-for-51)vs. LHB: .323 (10-for-31)vs. RHB: .250 (5-for-20)
⚡ Got three groundouts in 1.0 perfect inning on 9/23 vs. TB...Marked his first major league appearance since 7/28 vs. TOR
⚡ Reinstated from the 15-day Injured List (left hamstring strain) yesterday...Was placed on the IL on 7/29
⚡ Began a rehab assignment with Triple-A Norfolk on 9/13...Allowed one run on six hits and one walk with four strikeouts in three rehab appearances (3.0 IP)
⚡ Suffered consecutive losses from 7/21-23, both at CLE
⚡ Recalled from Triple-A Norfolk between games of the doubleheader on 7/10 vs. NYM, his fifth stint on the big league roster (4/9-14, 4/26, 5/8-11, 6/16)
⚡ Has posted a 2.45 ERA (7 ER/25.2 IP) with 13 walks and 35 strikeouts in 25 appearances with the Tides
⚡ Struck out five batters on 6/16 at TB, tied for the most by a primary O's reliever this season (Dietrich Enns, 8/6 at PHI)
⚡ In his career, has limited right-handed hitters to a .231 (21-for-91) clip compared to .321 (26-for-81) against left-handers

57 • KADE STROWD • RHP0-1 • 1.80 ERA • 23 G

WHIP: 1.16K/9: 7.92BB/9: 4.68
vs. ALL: .186 (16-for-86)vs. LHB: .182 (6-for-33)vs. RHB: .189 (10-for-53)
⚡ Suffered his first career loss on 9/21 vs. NYY after allowing two runs (1 ER) on one walk with a career-high three strikeouts in 1.0+ inning...Issued a leadoff walk in the 10th inning before leaving the game...Both runs later scored on a grand slam...Struck out the side in a perfect ninth inning
⚡ Six of his seven multi-strikeout games have come in his last 11 appearances since 8/28
⚡ Pitched a career-high nine straight scoreless appearances (9.0 IP) from 8/19-9/11 despite having left with the bases loaded and no outs twice in that span (8/16 at BOS & 9/2 at SD)
⚡ Has held lefties hitless (0-for-14) since 8/31 after they went 6-for-19 (.316) from 5/18-8/28
⚡ Has walked 13 batters in 25.0 innings this year...Holds a 14.5 percent walk rate (12 BB/83 BF) since being recalled on 7/24
⚡ Recalled prior to the game on 7/24, marking his fourth stint on the active roster
⚡ Holding opponents to a .176 average (6-for-34) with runners on base
⚡ Made his major league debut on 5/18 vs. WSH

29 • SAMUEL BASALLO • C/1B (L) .176 • 4 HR • 15 RBI
Current Streak: 0-for-last-8 (since 9/21) **2025 High:** 2 G (6x, last: 9/19-21)
Last Game: 0-3, HBP, K **Homestand:** 5 G, 2-17, HR, 2 R, RBI, 2 HBP, 5 K

☞ Launched his fourth homer of the season on 9/21 vs. NYY and has now hit all four homers in 19 games since 8/30...Has hit safely in six of 10 games since 9/12, including an XBH (2 B, 2 HR) in four of those...Ten of his hits are XBH (6 2B, 4 HR)

☞ Tied a career high with two runs scored on 9/15 at CWS (also 8/30 at SF)

☞ Has two of the O's walk-offs this season (9/8 vs. PIT, 1B; 9/5 vs. LAD, HR)...His homer was the first walk-off home run of the year for the Orioles...Became the youngest Oriole in franchise history to hit a walk-off homer and the first Oriole whose first home run at home was a walk-off since Henry Urrutia on 8/19/15 vs. NYM

☞ Hit his first career MLB homer in the fourth inning on 8/30 at SF...At 21 years, 17 days old, became the youngest player to homer in the majors in 2025

☞ Agreed to an eight-year contract extension thru 2033 with a club option for 2034 on 8/22

☞ Made his major league debut on 8/17 at HOU...Became the ninth Oriole with 2+ RBI in their MLB debut (last: Joey Ortiz, 4/27/23 at DET)...Was hit by a pitch in his first plate appearance, the first such occurrence in O's history...At 21 years, 4 days old, became the youngest position player to appear in an MLB game this season

☞ At 21 years, 5 days old on 8/18 at BOS, became the youngest player to catch for the Orioles since Andy Etchebarren on 9/30/62 (19-102)

12 • DYLAN BEAVERS • OF (L) .245 • 3 HR • 13 RBI
Current Streak: 1 G (1-4; since 9/24) **2025 High:** 3 G (4x, last: 9/10-12)
Last Game: 1-4, R, K **Homestand:** 4 G, 1-15, R, 2 BB, 4 K

☞ Drew a career-high three walks on 9/13 at TOR...Joins Glenn Gulliver (23 BB, 1982) as the only O's in team history (since 1954) to have 23+ walks through their first 31 career games

☞ Is the fifth Oriole in club history (since 1954) to reach safely 47+ times (24 H, 23 BB) in their first 31 career games (w/PA), joining Billy Ripken (54 TOB, 1987), Curtis Goodwin (51 TOB, 1995), Willie Tasby (47 TOB, 9/9/58-4/30/59), and Ryan Mountcastle (47 TOB, 2020)

☞ Since making his MLB debut on 8/16, is tied for first among all qualified MLB rookies in walks (23) while ranking third in on-base percentage (.388) and ninth in OPS (.796)

☞ On 9/10 vs. PIT, delivered his first career walk-off (1B) in the 10th inning

☞ On 8/21 vs. HOU, hit his first MLB homer, becoming the sixth Oriole to homer in their first home plate appearance with the team (last: J. Fiorentino, 5/20/05 vs. PHI)

☞ Made his MLB debut on 8/16 at HOU after having his contract selected from Triple-A

15 • DYLAN CARLSON • OF (S) .205 • 6 HR • 20 RBI
Current Streak: 0-for-last-4 (since 9/16) **2025 High:** 6 G (5/28-6/4)
9/21 vs. NYY: 0-3, BB **Homestand:** 2 G, 0-3, BB

☞ Went 2-for-4 with a double on 9/16 at CWS...Began the month 2-for-19 with 0 XBH

☞ Had a season-long 10-game on-base streak from 8/19-9/10, his longest since 2023

☞ Notched his third multi-walk effort of the year on 9/3 at SD (last: 2 BB, 8/14 vs. SEA)...Thirteen of his 20 walks this season have come in 20 games since 8/14

☞ Has five doubles in his last 17 games after having none in his previous 27 games

☞ Since 8/12, is 16-for-62 (.258) with five doubles, one triple, two homers, and 13 walks...Went 2-for-53 (.038) in the previous 20 games from 6/24-8/10

17 • COLTON COWSER • OF (L) .201 • 16 HR • 40 RBI
Current Streak: 0-for-last-2 (since 9/23) **2025 High:** 7 G (8/19-26)
Last Game: 0-1, R, 2 BB, K, SB **Homestand:** 4 G, 3-11, 2B, HR, 3 R, 2 RBI, 4 BB, 5 K, 3 SB

☞ Swiped his 14th bag of the season yesterday vs. TB...Is one of three players in MLB with 14+ stolen bases without being caught stealing, joining MIN's Byron Buxton (24 SB) and TOR's George Springer (16 SB)...Cowser would become the first Oriole in franchise history (since 1954) with 10+ SB and 0 CS in a season, surpassing Al Smith (9 SB in 1963)

☞ Blasted his 16th homer in the sixth inning on Tuesday vs. TB off Ian Seymour...Three of his last four homers and four of his last eight since the start of July have been off left-handed pitching...Recorded two hits in a single game off left-handers for the first time since 8/20/24 at NYM (also 2 H)...His four home runs, eight extra-base hits, and 12 RBI vs. TB are his most against any single opponent this season

☞ Hit a three-run home run in the sixth inning to break a 1-1 tie on 9/15 at CWS, his third career go-ahead homer in the sixth or later (6/19 at TB, 6/7 at ATH, both in 6th)...Homered in consecutive games for the seventh time in his career from 9/14-15 and for the third time this year (last: 8/22-23)

☞ Has seven homers in 28 games since 8/22 after having one in his previous 30 games

☞ Twelve of his 16 homers this season have been off fastballs

☞ His seven DRS rank second on the team behind Adley Rutschman (11 DRS)

2 • GUNNAR HENDERSON • INF (L) .272 • 16 HR • 67 RBI
Current Streak: 0-for-last-5 (since 9/23) **2025 High:** 14 G (6/5-20)
Last Game: 0-4, K, SB **Homestand:** 6 G, 5-21, 2B, R, 3 RBI, 3 BB, 4 K, 3 SB

☞ Stole his 29th base of the season yesterday vs. TB...Has been successful on each of his last 15 stolen base attempts since 8/4, the longest streak of his career...His 13 steals since 8/23 are third in MLB behind NYM's Juan Soto (16) and ARI's Corbin Carroll (15)

☞ Slashing .329/.382/.611 (49-for-149) with seven doubles, four triples, and nine homers in 38 career games vs. TB...His .993 OPS against TB is his fourth-highest against any single team, trailing his 1.203 OPS vs. LAA, 1.042 OPS vs. ATH, and .994 OPS vs. CLE

☞ Has gone a career-high 27 straight games without a home run

☞ On Friday, tallied his 500th career hit and 100th career double...He did so in his 489th career game, becoming the seventh fastest to 500 career hits in team history (since 1954)

☞ Leads the team in hits (153) and stolen bases (29)...The only primary shortstop to lead the Orioles in both categories in the same season is Luis Aparicio (1963, 1966)

☞ On 9/17 at CWS, stole a career-high three bases...Was the first Oriole with 3+ SB in a game since Jonathan Villar (3 SB, 8/30/19 at KC)

☞ Set a career high with his 32nd double on 9/13 at TOR...Is the third Orioles primary shortstop (since 1954) to have multiple 30+ double seasons in his career (also 2024, 31 2B), joining Miguel Tejada (3x, 2004-06) and Cal Ripken, Jr. (9x, 1982-86, 89, 91, 95-96)

☞ On 8/27 vs. BOS, stole his 20th base of the season, marking his second straight season with 30+ doubles and 20+ steals...Is the fourth player in team history (since 1954) to do so in back-to-back seasons, joining Cedric Mullins (2021-22), Brian Roberts (6x, 2004-09), and Brady Anderson (1995-96)

7 • JACKSON HOLLIDAY • INF (L) .245 • 17 HR • 55 RBI
Current Streak: 0-for-last-5 (since 9/21) **2025 High:** 10 G (5/14 [G2]-24 [G1])
9/23 vs. TB: 0-3, R, BB **Homestand:** 4 G, 1-16, R, BB, 3 K

☞ Owned a .986 OPS in his first 12 games this month after posting a .600 OPS in August (27 G) but has gone 3-for-29 (.103) over his last seven games since 9/15

☞ On 9/17 at CWS, had his career-best 17-game on-base streak come to an end

☞ His 30 walks since 8/9 are tied for fourth most in MLB behind NYY's Aaron Judge (47 BB), NYM's Juan Soto (37 BB), and LAD's Shohei Ohtani (35 BB)...Drew 20 walks in his previous 91 games from 4/22-8/8

☞ Is the fifth Oriole (6th occurrence) to hit 15+ home runs in their age-21 season (as of 6/30), joining Cal Ripken, Jr. (28 HR, 1982), Eddie Murray (27 HR, 1977), Curt Blefary (22 HR, 1965), and Boog Powell (25 HR, 1963 and 15 HR, 1962)

☞ On 9/6 vs. LAD broke up Yoshinobu Yamamoto's no-hit bid with two outs in the ninth inning (solo HR)...Broke a tie with Gunnar Henderson to take sole possession of the Orioles home run lead (17 HR)...The only Oriole under 22 years old to finish the season leading the club in homers is Eddie Murray in 1977 (27 HR)

70 • ALEX JACKSON • C (R) .227 • 5 HR • 8 RBI
Current Streak: 0-6 (since 9/17) **2025 High:** 3 G (2x, last: 8/26-29)
9/20 vs. NYY: 0-3, 2 K **Homestand:** 1 G, 0-3, 2 K

☞ Is slashing .250/.333/.425 (10-for-40) with one double, two homers, and four walks over his last 13 games since 8/22, including three multi-hit efforts

☞ Thirteen of his 20 hits (65.0%) on the year have gone for extra bases (8 2B, 5 HR)

☞ Completed back-to-back-to-back homers with Colton Cowser and Coby Mayo on 9/3 at SD...Extended his career high to five homers after hitting three in 2024 and 2021

☞ Tallied his third multi-hit game of the year on 8/22 vs. HOU...Both hits were singles, his first non-extra-base hits of the year...Each of his first 10 hits with the Orioles went for extra bases (7 2B, 3 HR)...After doubling on 8/6 at PHI, became the first player in MLB since 1900 whose first nine hits with a franchise went for extra-bases, per the *Elias Sports Bureau*...The previous record was eight

82 • JEREMIAH JACKSON • INF/OF (R) .278 • 5 HR • 21 RBI
Current Streak: 0-for-last-3 (since 9/21) **2025 High:** 13 G (8/21-9/2)
Last Game: 0-2, BB, K **Homestand:** 5 G, 2-13, 2B, 4 BB, 4 K

☞ Since making his MLB debut on 8/1, ranks among qualified AL rookies in triples (T-1st, 2), doubles (3rd, 9), XBH (3rd, 16), total bases (3rd, 73), hits (3rd, 45), RBI (5th, 21), and runs (6th, 19)

☞ Had 1+ RBI in a career-high-tying three straight games from 9/15-17 (also 8/13-15)

☞ Set a career high with two doubles and matched a career best with two XBH on 9/16 at CWS (also 8/30 at SF)...Was 2-for-20 (.100) with no XBH since 9/10

☞ Has hit safely in 27 of his last 36 games since 8/13 and in 31 of 42 career starts

☞ Had a career-long 16-game on-base streak from 8/21-9/6

☞ On 8/30 at SF, set career highs with four RBI and two extra-base hits (2B, HR)

☞ On 8/23 vs. HOU, hit his first major league home run off AJ Blubaugh

3 • JORGE MATEO • INF/OF (R) .184 • 1 HR • 3 RBI
Current Streak: 0-6 (since 9/18) **2025 High:** 3 G (5/16-23)
9/20 vs. NYY: 0-3, K **Homestand:** 2 G, 0-6, 2 K

☞ Has stolen 15 bases in 17 attempts despite only playing in 40 games this season...Swiped 13 bags across 68 games in 2024

☞ Entered the game on 9/5 vs. LAD as a pinch-runner in the seventh inning, his first MLB appearance since 6/6...Was returned from his rehab assignment and reinstated from the 60-day Injured List on 9/3...Placed on the 10-day IL with left elbow inflammation on 6/10, retroactive to 6/7...Began a rehab assignment with Triple-A Norfolk on 6/25, but was transferred to the 60-day IL with a left hamstring strain on 7/6...Began his latest rehab assignment on 8/20 with Norfolk

☞ His 95 stolen bases since 2022 rank seventh in the AL

16 • COBY MAYO • INF (R) .214 • 9 HR • 25 RBI
Current Streak: 3 G (5-9; since 9/20) **2025 High:** 4 G (3x, last: 9/1-5)
Last Game: 0-0 (PR in 9th) **Homestand:** 6 G, 6-15, 2B, R, RBI, BB, 4 K, SB

☞ Has hit safely in nine of 11 games with an at-bat since 9/11, batting .400 (14-for-35) with two doubles, two home runs, five walks, and four RBI

☞ Owns an .886 OPS in 20 September games after posting a .469 OPS in August (25 G)

☞ Had his career-best seven-game on-base streak come to an end on Friday...Reached base 2+ times in a career-best five consecutive games from 9/13-17...Scored 1+ run in a career-best five straight games since 9/13-17

☞ Homered in consecutive games for the first time in his career on from 9/13-14 at TOR...Is tied for third among AL rookies with four homers since 8/29

☞ On 9/3 at SD, hit the second of three back-to-back-to-back homers with Colton Cowser and Alex Jackson

6 • RYAN MOUNTCASTLE • INF (R) .249 • 6 HR • 33 RBI
Current Streak: 0-for-last-12 (since 9/20) **2025 High:** 12 G (5/4-18)
Last Game: 0-4, K **Homestand:** 5 G, 3-20, HR, 2 RBI, 8 K

☞ His home run on Friday was hit at 114.3 mph, marking the hardest-hit long ball of his career...Has recorded the three hardest-hit balls by the Orioles this year (116.7 mph-1B, 3/30 at TOR & 115.7 mph-2B, 3/27 at TOR)

☞ Slashing .280/.311/.413 (42-for-150) with eight doubles, four homers, and 18 RBI in 38 games since 5/27

☞ Is 19-for-37 (.514) with four doubles and one homer on the first pitch of an at-bat...His .514 average in 0-0 counts ranks third among qualified MLB hitters behind NYY's Aaron Judge (.577 AVG, 41-for-71) and PHI's Otto Kemp (.538, 14-for-26)

☞ On 8/14 vs. SEA, stole two bases for the first time in his career...The second was a steal of home on a double steal, his second such stolen base this season...Is the fourth player in O's history (since 1954) with multiple steals of home in one year, along with Doug DeCinces (1980), Davey Johnson (1971), and Don Buford (1970)

9 • TYLER O'NEILL • OF (R) .195 • 8 HR • 25 RBI
Current Streak: 1 G (1-3; since 9/24) **2025 High:** 5 G (7/24-29 [G1])
Last Game: 1-3, BB, K **Homestand:** 4 G, 1-13, R, RBI, 3 BB, 5 K

☞ Drew a walk in a season-high-tying three straight games from 9/17-20 (also 7/26-29 [G1])

☞ On 9/17 at CWS, matched a career high with two steals (4x, last: 5/14/25 [G1] vs. MIN)

☞ Is 3-for-26 (.115) with six walks and two RBI in eight games since returning from the 10-day Injured List...Was reinstated on 9/12 (right wrist inflammation)

☞ In 10 games prior to his IL stint from 7/24-8/5, slashed .333/.400/.867 (10-for-30) with one double, five home runs, 12 RBI, and four walks

☞ From 7/25-29 (G1), homered in a career-high four straight games, the first Oriole to accomplish the feat since Gunnar Henderson (4 G, 5/17-20/24)

☞ Of his 33 hits this season, 15 have gone for extra bases (6 2B, 1 3B, 8 HR)

35 • ADLEY RUTSCHMAN • C (S) .222 • 9 HR • 29 RBI
Current Streak: 0-7 (since 9/23) **2025 High:** 8 G (4/3-13)
Last Game: 0-3, BB **Homestand:** 2 G, 0-7, BB, K

☞ On Tuesday, played in his first game since 8/17 after being returned from his rehab assignment and reinstated from the 10-day IL (right oblique strain) on Monday...Played in four rehab games with Triple-A Norfolk and went 4-for-11 (.364) with one double, one home run, and four walks

☞ Went 3-for-29 (.103) in seven games from 8/9-8/17 before landing on the IL...Went 12-for-37 (.324) in his first 10 games after returning from the IL on 7/28

☞ Tallied seven extra-base hits (all 2B) in his first seven games after returning from the IL on 7/28 before only recording one (HR) from 8/5-17

☞ His .138 (8-for-58) RISP average is the second lowest in the majors (min. 50 AB) ahead of PIT's Henry Davis (.062 AVG)

☞ From 8/1-4, doubled in four straight games for the first time since 9/17-21/23 (4 G)

☞ Reinstated from the 10-day IL (left oblique strain) on 7/28...Placed on the IL on 6/21, retroactive to 6/20, marking his first career IL stint

11 • JORDAN WESTBURG • INF (R) .264 • 15 HR • 37 RBI
Current Streak: 2 G (3-7; since 9/23) **2025 High:** 7 G (6/27-7/11)
Last Game: 1-4, 2 RBI **Homestand:** 6 G, 4-20, 2B, 3 R, 3 RBI, 8 K

☞ Has hit safely in each of his last four games vs. TB, going 8-for-15 (.533)...Owns an .852 OPS in 22 career games against the Rays...Since 2024, he owns a .941 OPS in 16 games vs. TB after posting a .222 OPS in six games vs. TB in 2023

☞ On Tuesday, doubled for the first time since 7/29 (G1) vs. TOR when he notched two doubles...Recorded his first multi-hit game since 8/17 at HOU (4 H)

☞ Slashing .291/.335/.457 (51-for-175) with five doubles, eight home runs, 37 runs scored, and 23 RBI in 45 games since 7/4

☞ Reinstated from the 10-day Injured List (right ankle sprain) on 9/16...Was placed on the IL on 8/22, retroactive to 8/19, after leaving the game on 8/18 at BOS...Has been on the IL twice this season (also 4/27-6/9, left hamstring strain)



ADDITIONAL HITTER INFO

			MULTI-HIT GAMES					MULTI-RBI GAMES					LAST HR (DATE/PITCHER)		MULTI-HR GAMES		
	vs. LHP	vs. RHP	2	3	4	5	TOTAL	2	3	4	5	6+	TOTAL		2025	CAREER	LAST (HRS)
Samuel Basallo	.143	.185	2	-	-	-	2	4	-	-	-	-	4	9/21/25 vs. NYY (Schlitter)	-	-	-
Dylan Beavers	.150	.269	7	-	-	-	7	2	1	-	-	-	3	9/17/25 at CWS (Pérez)	-	-	-
Dylan Carlson	.206	.204	8	2	-	-	10	4	1	-	-	-	5	8/16/25 at HOU (Alexander)	-	3	6/20/23 at WSH (2)
Colton Cowser	.188	.206	8	3	-	-	11	3	6	-	-	-	9	9/23/25 vs. TB (Seymour)	-	2	9/20/24 vs. DET (2)
Gunnar Henderson	.225	.296	35	7	1	-	43	13	2	2	-	-	17	8/24/25 vs. HOU (Arrighetti)	-	2	6/21/24 at HOU (2)
Jackson Holliday	.201	.263	24	9	1	-	34	6	1	2	-	-	9	9/6/25 vs. LAD (Yamamoto)	1	1	5/4/25 vs. KC (2)
Alex Jackson	.250	.217	5	-	-	-	5	-	-	-	-	-	-	9/3/25 at SD (Cortes)	-	-	-
Jeremiah Jackson	.260	.286	9	2	-	-	11	2	1	1	-	-	4	9/9/25 vs. PIT (Ashcraft)	-	-	-
Jorge Mateo	.205	.162	3	-	-	-	3	1	-	-	-	-	1	5/31/25 vs. CWS (Martin)	-	1	8/2/22 at TEX (2)
Coby Mayo	.253	.194	7	2	-	-	9	2	1	1	-	-	4	9/14/25 at TOR (Bieber)	-	-	-
Ryan Mountcastle	.262	.245	17	3	-	-	20	5	-	1	-	-	6	9/19/25 vs. NYY (Warren)	-	10	6/4/24 at TOR (2)
Tyler O'Neill	.157	.212	5	1	1	-	7	3	2	1	-	-	6	8/4/25 at PHI (Luzardo)	-	12	9/9/24 vs. BAL (2)
Adley Rutschman	.258	.206	9	5	-	-	14	5	2	-	-	-	7	8/8/25 vs. ATH (Ginn)	1	3	3/27/25 at TOR (2)
Jordan Westburg	.270	.261	11	6	3	-	20	6	2	-	1	-	9	8/17/25 at HOU (Dubin)	1	1	3/29/25 at TOR (2)

O's HITTERS															2025 vs. TAMPA BAY RAYS															CAREER vs. TAMPA BAY RAYS														
PLAYER	G	AB	R	H	2B	3B	HR	RBI	BB	IBB	SO	AVG	OBP	SLG	G	AB	R	H	2B	3B	HR	RBI	BB	IBB	SO	AVG	OBP	SLG																
Samuel Basallo	2	6	1	0	0	0	0	0	0	0	3	.000	.250	.000	2	6	1	0	0	0	0	0	0	0	3	.000	.250	.000																
Dylan Beavers	2	8	1	0	0	0	0	0	0	0	1	.125	.125	.125	2	8	1	0	0	0	0	0	0	0	1	.125	.125	.125																
Dylan Carlson	3	8	2	4	0	0	0	0	0	0	2	.500	.500	.500	5	13	3	4	0	0	0	0	2	0	3	.308	.400	.308																
Colton Cowser	12	41	10	14	4	0	4	12	5	0	12	.341	.438	.732	29	97	17	25	5	1	5	15	9	1	31	.258	.330	.485																
Gunnar Henderson	12	45	6	14	3	2	1	9	3	1	6	.311	.353	.533	38	149	28	49	7	4	9	22	13	2	36	.329	.382	.611																
Jackson Holliday	11	49	6	10	0	0	2	3	4	0	11	.204	.264	.327	17	69	8	12	0	0	3	5	6	0	18	.174	.237	.304																
Alex Jackson	2	5	1	1	0	0	1	1	0	0	3	.200	.200	.800	5	10	1	3	1	0	1	1	0	0	5	.300	.364	.700																
Jeremiah Jackson	1	2	0	0	0	0	0	0	1	0	1	.000	.333	.000	1	2	0	0	0	0	0	0	1	0	1	.000	.333	.000																
Jorge Mateo															40	132	15	34	11	2	2	14	5	0	38	.258	.293	.417																
Coby Mayo	7	18	4	6	1	0	1	5	1	0	4	.333	.368	.556	10	22	4	6	1	0	1	5	2	0	8	.273	.333	.455																
Ryan Mountcastle	1	4	0	0	0	0	0	0	0	0	1	.000	.000	.000	56	209	20	53	7	0	8	29	16	0	54	.254	.310	.402																
Tyler O'Neill	4	15	1	3	2	0	0	1	1	0	4	.200	.250	.333	17	64	4	10	2	0	2	7	4	1	23	.156	.217	.281																
Adley Rutschman	6	21	1	2	0	0	1	1	2	0	3	.095	.174	.238	43	153	17	33	6	1	6	22	20	0	35	.216	.315	.386																
Jordan Westburg	10	35	6	13	4	0	0	3	1	0	10	.371	.378	.486	22	72	11	23	5	2	2	8	1	0	22	.319	.324	.528																

O's PITCHERS															2025 vs. TAMPA BAY RAYS															CAREER vs. TAMPA BAY RAYS														
PLAYER	W	L	SV	G	GS	INN	H	R	ER	HR	BB	K	ERA	AVG	W	L	SV	G	GS	INN	H	R	ER	HR	BB	K	ERA	AVG																
Keegan Akin	0	0	0	3	0	3.2	6	1	1	0	1	3	2.45	.353	1	1	0	20	1	33.1	34	10	10	3	6	38	2.70	.260																
Kyle Bradish															2	3	0	7	7	36.1	41	24	24	5	9	41	5.94	.279																
Yennier Cano	0	0	0	3	0	3.0	4	4	4	1	1	2	12.00	.308	0	0	1	18	0	18.1	12	7	6	2	6	18	2.95	.188																
José Castillo	0	0	0	3	0	3.2	6	4	2	1	0	1	4.91	.375	0	0	0	3	0	3.2	6	4	2	1	0	1	4.91	.375																
Dietrich Enns	0	0	0	2	0	5.0	6	1	0	0	0	5	0.00	.300	0	0	0	2	0	5.0	6	1	0	0	0	5	0.00	.300																
Rico Garcia																																												
Yaramil Hiraldo	0	0	0	1	0	1.0	0	0	0	0	1	2	0.00	.000	0	0	0	1	0	1.0	0	0	0	0	1	2	0.00	.000																
Dean Kremer	3	0	0	4	4	25.1	11	2	2	0	6	20	0.71	.133	5	1	0	11	11	60.1	40	11	11	4	21	52	1.64	.190																
Cade Povich																																												
Trevor Rogers	1	0	0	2	2	8.1	10	5	5	1	5	7	5.40	.278	1	0	0	4	4	20.1	19	9	9	4	7	22	3.98	.238																
Colin Selby	0	0	0	3	0	4.0	3	0	0	0	0	6	0.00	.200	0	0	0	3	0	4.0	3	0	0	0	0	6	0.00	.200																
Kade Stroud	0	0	0	2	0	3.1	2	1	1	0	1	2	2.70	.182	0	0	0	2	0	3.1	2	1	1	0	1	2	2.70	.182																
Tomoyuki Sugano	1	0	0	1	1	5.0	9	7	7	3	1	2	12.60	.375	1	0	0	1	1	5.0	9	7	7	3	1	2	12.60	.375																
Tyler Wells	0	1	0	1	1	4.0	7	3	3	1	1	4	6.75	.389	0	4	0	11	7	35.2	33	26	24	9	14	44	6.06	.243																

RECENT TRANSACTIONS

DATE	TRANSACTION
9/23	RHP Colin Selby (left hamstring strain) was returned from his rehab assignment and reinstated from the 15-day Injured List...Reinstated RHP Chayce McDermott from the Bereavement/Family Medical Emergency List and placed him on the 15-day Injured List (back discomfort)...Optioned RHP Jose Espada ² to the Spring Training Complex.
9/22	C Adley Rutschman (right oblique strain) was returned from his rehab assignment and reinstated from the 10-day Injured List...Optioned INF Luis Vázquez ² to the Spring Training Complex... RHP Scott Blewett cleared outright waivers and accepted an assignment to the Spring Training Complex.
9/19	Recalled RHP Jose Espada from Triple-A Norfolk...Placed RHP Chayce McDermott on the Bereavement/Family Medical Emergency List... RHP Scott Blewett (right elbow discomfort) was returned from his rehab assignment, reinstated from the 60-day Injured List, and designated for assignment... INF Emmanuel Rivera cleared outright waivers and accepted an assignment to Triple-A Norfolk.
9/17	C Adley Rutschman (right oblique strain) began a rehab assignment with Triple-A Norfolk.
9/16	Activated LHP José Castillo ... INF Jordan Westburg (right ankle sprain) was returned from his rehab assignment and reinstated from the 10-day Injured List...Designated INF Emmanuel Rivera for assignment.
9/15	Recalled RHP Yaramil Hiraldo and RHP Chayce McDermott from Triple-A Norfolk...Claimed LHP José Castillo off waivers from the Seattle Mariners...Placed RHP Albert Suárez (right elbow discomfort) on the 15-day Injured List...Designated RHP Carson Ragsdale for assignment... Optioned LHP Grant Wolfram to Triple-A Norfolk (postgame).
9/14	Recalled RHP Carson Ragsdale from Triple-A Norfolk...Placed RHP Shawn Dubin (right elbow discomfort) on the 15-day Injured List, retroactive to 9/13...Optioned RHP Carson Ragsdale to Triple-A Norfolk (postgame).
9/13	RHP Colin Selby began a rehab assignment with Triple-A Norfolk.
9/12	OF Tyler O'Neill (right wrist inflammation) was returned from his rehab assignment and reinstated from the 10-day Injured List...Optioned OF Daniel Johnson ² to Triple-A Norfolk... INF Jordan Westburg (right ankle sprain) began a rehab assignment with Triple-A Norfolk.
9/10	C Gary Sánchez (right knee sprain) began a rehab assignment with Triple-A Norfolk.
9/9	Transferred the rehab assignment of OF Tyler O'Neill (right wrist inflammation) to Triple-A Norfolk.
9/7	OF Tyler O'Neill (right wrist inflammation) began a rehab assignment with Double-A Chesapeake.
9/4	RHP Corbin Martin cleared outright waivers and accepted an assignment to Triple-A Norfolk.
9/3	RHP Scott Blewett (right elbow discomfort) began a rehab assignment with Triple-A Norfolk.
9/2	Reinstated RHP Tyler Wells (right elbow UCL surgery) and INF/OF Jorge Mateo (left hamstring strain) from the 60-day Injured List...Optioned C Maverick Handley ³ to Triple-A Norfolk... Designated RHP Corbin Martin and RHP Elvin Rodríguez for assignment.
9/1	RHP Albert Suárez (right subscapularis strain) was returned from his rehab assignment and reinstated from the 60-day Injured List...Recalled C Maverick Handley from Triple-A Norfolk... RHP Cody Poteet elected free agency in lieu of accepting an outright assignment to Triple-A Norfolk.
8/30	RHP Matt Bowman cleared unconditional release waivers and was released... RHP Cody Poteet (right shoulder inflammation) was returned from his rehab assignment, reinstated from the 60-day Injured List, and outrighted to Triple-A Norfolk.
8/29	INF Vimalael Machín cleared outright waivers and accepted an assignment to Triple-A Norfolk.
8/28	Activated RHP Shawn Dubin ...Designated RHP Roansy Contreras for assignment.
8/27	Selected the contracts of RHP Roansy Contreras and INF Emmanuel Rivera from Triple-A Norfolk... Transferred RHP Brandon Young (left hamstring strain) to the 60-day Injured List...Designated INF Vimalael Machín for assignment.

EUTAW STREET HOME RUNS

DATE	PLAYER (Team)	OPP. (Pitcher)	DISTANCE
6/28	Jonathan Aranda (TB)	BAL (Eflin)	467 ft.
4/29	Trent Grisham (NYY)	BAL (Gibson)	399 ft.
4/19	Jake Fraley (CIN)	BAL (Young)	421 ft.
2025 totals - 3 (0 by Orioles, 3 by opponents)			
*Total since 1992 - 134 (64 by Orioles, 70 by opponents)			

O's CHALLENGES

TEAM	TOTAL	WON	LOST	SUCCESS RATE
Orioles	43	18	25	42%
Opponents	32	20	12	63%
Last by O's: 9/10 vs. PIT (T8)		Batter/Runner: Yorke		Tag Play (1B)
Last by Opp.: 9/21 vs. NYY (T8)		Batter/Runner: Dominguez		Force Play (1B)
				Safe/Stands
				Out/Overturned

RECORD BY POSITION

PLAYER	C	1B	2B	3B	SS	LF	CF	RF	DH
Jordyn Adams	-	-	-	-	-	-	0-1	-	-
Greg Allen	-	-	-	-	-	0-1	1-2	-	-
Samuel Basallo	10-9	0-2	-	-	-	-	-	-	5-1
Dylan Beavers	-	-	-	-	-	12-6	-	5-7	-
Dylan Carlson	-	-	-	-	-	21-21	7-5	3-5	-
Colton Cowser	-	-	-	-	-	19-22	22-19	-	0-1
Maverick Handley	7-7	-	-	-	-	-	-	-	-
Gunnar Henderson	-	-	-	-	65-73	-	-	-	3-5
Jackson Holliday	-	-	62-71	-	4-2	-	-	-	2-2
Alex Jackson	13-13	-	-	-	-	-	-	-	-
Jeremiah Jackson	-	-	-	4-6	-	-	-	15-14	1-2
Daniel Johnson	-	-	-	-	-	1-1	3-1	-	-
Heston Kjerstad	-	-	-	-	-	10-15	-	10-10	1-0
Ramón Laureano	-	-	-	-	-	9-14	0-1	21-18	3-4
Vimalael Machín	-	-	-	1-2	-	-	-	-	-
Jorge Mateo	-	-	1-4	-	0-8	1-0	5-5	-	-
Coby Mayo	-	36-27	-	0-2	-	-	-	-	4-4
Ryan Mountcastle	-	18-32	-	-	-	-	-	-	14-17
Cedric Mullins	-	-	-	-	-	-	36-50	-	1-1
Ryan Noda	-	-	-	-	-	-	-	2-1	-
Ryan O'Hearn	-	19-20	-	-	-	0-2	-	5-9	14-17
Tyler O'Neill	-	-	-	-	-	1-2	-	13-20	6-6
Emmanuel Rivera	-	1-3	-	14-12	-	-	-	-	1-0
Adley Rutschman	30-34	-	-	-	-	-	-	-	7-11
Jacob Stallings	4-7	-	-	-	-	-	-	-	-
Gary Sánchez	8-11	-	-	-	-	-	-	-	3-4
Chadwick Tromp	2-3	-	-	-	-	-	-	-	-
Ramón Urías	-	-	1-0	32-34	-	-	-	-	1-1
Luis Vázquez	-	-	1-2	1-2	5-1	-	-	-	-
Jordan Westburg	-	-	9-7	22-26	-	-	-	-	8-8

2025 BY THE NUMBERS			
	HOME	AWAY	TOTAL
Overall	38-42	36-42	74-84
MONTH	HOME	AWAY	TOTAL
March (5)	1-0	2-2	3-2
April (25)	6-7	3-9	9-16
May (27)	4-10	5-8	9-18
June (27)	8-5	8-6	16-11
July (25)	8-5	5-7	13-12
August (28)	4-10	7-7	11-17
September (25)	7-5	6-3	13-8
TOTAL (162)	38-42	36-42	74-84
DAY OF WEEK	HOME	AWAY	TOTAL
Monday (14)	5-1	5-4	10-5
Tuesday (23)	4-8	5-7	9-15
Wednesday (25)	5-8	5-6	10-14
Thursday (18)	5-6	5-1	10-7
Friday (26)	8-4	4-8	12-12
Saturday (28)	6-7	7-8	13-15
Sunday (27)	5-8	5-8	10-16
TOTAL (162)	38-42	36-42	74-84
VS. AL EAST	HOME	AWAY	TOTAL
Boston Red Sox (13)	1-6	4-2	5-8
New York Yankees (13)	3-4	1-2	4-6
Tampa Bay Rays (13)	3-2	3-4	6-6
Toronto Blue Jays (13)	4-2	2-5	6-7
TOTAL (52)	11-14	10-13	21-27
VS. AL CENTRAL	HOME	AWAY	TOTAL
Chicago White Sox (7)	3-0	3-0	6-0
Cleveland Guardians (7)	2-1	1-3	3-4
Detroit Tigers (6)	1-2	0-3	1-5
Kansas City Royals (6)	1-2	1-2	2-4
Minnesota Twins (6)	0-3	0-3	0-6
TOTAL (32)	7-8	5-11	12-19
VS. AL WEST	HOME	AWAY	TOTAL
Athletics (6)	1-2	1-2	2-4
Houston Astros (7)	1-3	2-1	3-4
Los Angeles Angels (6)	3-0	2-1	5-1
Seattle Mariners (6)	2-1	3-0	5-1
Texas Rangers (7)	1-2	1-2	2-4
TOTAL (32)	8-8	9-6	17-14
VS. NL EAST	HOME	AWAY	TOTAL
Atlanta Braves (3)	-	3-0	3-0
Miami Marlins (3)	1-2	-	1-2
New York Mets (3)	2-1	-	2-1
Philadelphia Phillies (3)	-	1-2	1-2
Washington Nationals (4)	0-3	-	1-5
TOTAL (16)	3-6	5-4	8-10
VS. NL CENTRAL	HOME	AWAY	TOTAL
Chicago Cubs (3)	-	1-2	1-2
Cincinnati Reds (3)	1-2	-	1-2
Milwaukee Brewers (3)	-	1-2	1-2
Pittsburgh Pirates (3)	3-0	-	3-0
St. Louis Cardinals (3)	1-2	-	1-2
TOTAL (15)	5-4	2-4	7-8
VS. NL WEST	HOME	AWAY	TOTAL
Arizona Diamondbacks (3)	-	1-2	1-2
Colorado Rockies (3)	2-1	-	2-1
Los Angeles Dodgers (3)	2-1	-	2-1
San Diego Padres (3)	-	3-0	3-0
San Francisco Giants (3)	-	1-2	1-2
TOTAL (15)	4-2	5-4	9-6

BALTIMORE ORIOLES - WALK-OFF AND MISC. HOME RUNS

Baltimore Orioles Walk-off Wins							
Date	Score	Batter/Runner	Action	RBI	Pitcher	INN	OUTS
9/10	PIT 1 @ BAL 2	Dylan Beavers	1B	1	Kyle Nicolas	10	0
9/9	PIT 2 @ BAL 3	Samuel Basallo	1B	1	Dauri Moreta	11	0
9/6	LAD 3 @ BAL 4	Emmanuel Rivera	1B	2	Tanner Scott	9	2
9/5	LAD 1 @ BAL 2	Samuel Basallo	HR	1	Tanner Scott	9	2
8/13	SEA 3 @ BAL 4	Jackson Holliday	2B	1	Matt Brash	9	2

Opponent Walk-off Wins							
Date	Score	Batter/Runner	Action	RBI	Pitcher	INN	OUTS
9/13	BAL 4 @ HOU 5	Alejandro Kirk	SF	1	Yennier Cano	9	1
8/16	BAL 4 @ HOU 5	Ramón Urlas	FC	1	Keegan Akin	12	1
8/3	BAL 3 @ CHC 5	Justin Turner	HR	2	Keegan Akin	9	0
5/24 (G1)	BAL 5 @ BOS 6	Rafael Devers	1B	1	Gregory Soto	10	1

Baltimore Orioles Back-to-Back Home Runs							
Date	Score	Batters	Pitcher	INN	OUTS		
9/3	BAL 7 @ SD 5	Colton Cowser/Coby Mayo/Alex Jackson	Nestor Cortes	3	1		
8/8	ATH 2 @ BAL 3	Adley Rutschman/Ryan Mountcastle	J.T. Ginn	1	2	1	2
7/29 (G1)	TOR 4 @ BAL 16	Tyler O'Neill/Ramón Urlas	Lazaro Estrada	6	1		
7/28	TOR 4 @ BAL 11	Cedric Mullins/Coby Mayo	Chris Bassitt	2	2		
6/24	TEX 6 @ BAL 5 (10)	Gary Sánchez/Ramón Urlas/Ryan O'Hearn	Chris Martin	7	0		
6/14	LAA 5 @ BAL 6	Cedric Mullins/Gary Sánchez	Tyler Anderson	6	0		
6/5	BAL 4 @ SEA 3	Adley Rutschman/Gunnar Henderson	Bryan Woo	6	0		
5/14 (G2)	MIN 8 @ BAL 6	Cedric Mullins/Heston Kjerstad	Simeon Woods Richardson	3	2		
4/19	CIN 5 @ BAL 9	Ramón Laureano/Jordan Westburg	Carson Spiers	7	2		
4/19	CIN 5 @ BAL 9	Cedric Mullins/Gunnar Henderson	Hunter Greene	1	0		
3/27	BAL 12 @ TOR 2	Adley Rutschman/Jordan Westburg	Yariel Rodríguez	8	1		

Opponent Back-to-Back Home Runs						
Date	Score	Batters	Pitcher	INN	OUTS	
9/7	LAD 5 @ BAL 2	Shohei Ohtani/Mookie Betts	Tomoyuki Sugano	3	0	
8/4	BAL 3 @ PHI 13	Edmundo Sosa/Weston Wilson	Elvin Rodríguez	8	1	
5/18	WSH 10 @ BAL 4	Dylan Crews/CJ Abrams	Zach Eflin	2	1	
5/15	MIN 4 @ BAL 0	DaShawn Keirsej Jr./Byron Buxton	Tomoyuki Sugano	3	1	
5/4	KC 11 @ BAL 6	Bobby Witt Jr./Vinnie Pasquantino	Yennier Cano	7	1	
4/29	NYY 15 @ BAL 3	Trent Grisham/Aaron Judge/Ben Rice	Kyle Gibson	1	0	
4/17	CLE 2 @ BAL 6	Daniel Schneemann/Austin Hedges	Tomoyuki Sugano	3	0	
4/9	BAL 0 @ A7 9	Pavin Smith/Josh Naylor	Dean Kremer	5	1	

Baltimore Orioles Grand Slams						
Date	Score	Batter	Pitcher	INN	OUTS	
6/15	LAA 2 @ BAL 11	Gary Sánchez	Connor Brogdon	7	2	
5/14	MIN 8 @ BAL 6	Cedric Mullins	Simeon Woods Richardson	3	2	
4/16	CLE 1 @ BAL 9	Jackson Holliday	Gavin Williams	2	1	

Opponent Grand Slams					
Date	Score	Batter	Pitcher	INN	OUTS
9/21	NYY 7 @ BAL 1	Ben Rice	Keegan Akin	10	0
8/4	BAL 3 @ PHI 13	Kyle Schwarber	Yaramil Hiraldo	6	2
7/18	BAL 1 @ TB 11	Yandy Diaz	Grant Wolfram	6	1
5/23	BAL 5 @ BOS 19	Rafael Devers	Emmanuel Rivera	8	2
4/20	CIN 24 @ BAL 2	Noelvi Marte	Jorge Mateo	8	2

Baltimore Orioles Inside-the-Park Home Runs						
Date	Score	Batter	RBI	Pitcher	INN	OUTS
-	-	-	-	-	-	-

Opponent Inside-the-Park Home Runs						
Date	Score	Batter	RBI	Pitcher	INN	OUTS

Baltimore Orioles Pinch-Hit Home Runs						
Date	Score	Batter	RBI	Pitcher	INN	OUTS
7/26	COL 0 @ BAL 18	Alex Jackson	1	Kyle Farmer	8	0
7/10 (G1)	NYM 1 @ BAL 3	Gunnar Henderson	2	Ryne Stanek	8	0
5/10	BAL 2 @ LAA 5	Ramón Laureano	1	Brock Burke	9	0

Opponent Pinch-Hit Home Runs						
Date	Score	Batter	RBI	Pitcher	INN	OUTS
8/3	BAL 3 @ CHC 5	Justin Turner	2	Keegan Akin	9	0
7/30	TOR 9 @ BAL 8	Nathan Lukes	3	Yennier Cano	7	2
6/18	BAL 8 @ TB 12	Brandon Lowe	2	Yennier Cano	5	2
5/11	BAL 7 @ LAA 3	Matthew Lugo	1	Félix Bautista	9	2
5/7	BAL 2 @ MIN 5	Harrison Bader	2	Keegan Akin	7	1

Baltimore Orioles Leadoff Home Runs					
Date	Score	Batter	Pitcher		
9/3	BAL 7 @ SD 5	Jackson Holliday	Nestor Cortes		
7/20	BAL 5 @ TB 3	Jackson Holliday	Ryan Pepiot		
5/31	CWS 2 @ BAL 4	Jackson Holliday	Davis Martin		
4/19	CIN 5 @ BAL 9	Cedric Mullins	Hunter Greene		
4/3	BOS 8 @ BAL 9	Cedric Mullins	Tanner Houck		
3/29	BAL 9 @ TOR 5	Colton Cowser	Max Scherzer		

Opponent Leadoff Home Runs			
Date	Score	Batter	Pitcher
9/7	LAD 5 @ BAL 2	Shohei Ohtani	Tomoyuki Sugano
8/27	BOS 3 @ BAL 2	Roman Anthony	Dietrich Enns
8/25	BOS 4 @ BAL 3	Roman Anthony	Tomoyuki Sugano
6/16	BAL 1 @ TB 7	Josh Lowe	Zach Eflin
5/24 (G1)	BAL 5 @ BOS 6	Jarren Duran	Zach Eflin
5/18	WSH 10 @ BAL 4	CJ Abrams	Zach Eflin
4/29	NYY 15 @ BAL 3	Trent Grisham	Kyle Gibson
4/23	BAL 3 @ WSH 4	James Wood	Tomoyuki Sugano





LAST TIME IT HAPPENED	
BATTING	
Eutaw St. Home Run	Gunnar Henderson, 8/14/24 vs. WSH (Herz)
Opponent	Jonathan Aranda, 6/28/25 vs. TB (Eflin)
Second Deck Home Run in LF at OPACY	Austin Hays, 6/7/22 vs. CHC (Mills)
Opponent	Pete Alonso, 9/2/20 vs. NYM (Means)
Grand Slam	Gary Sánchez, 6/15/25 vs. LAA (Brogdon)
Two Grand Slams in One Game	Reimold, Clevenger, 9/11/15 vs. KC (Herrera, Chamberlain)
Pinch-Hit Home Run	Alex Jackson, 7/26/25 vs. COL (Farmer)
Pinch-Hit Walk-Off Home Run	Nolan Reimold, 7/24/16 vs. CLE (Allen)
Pinch-Hit Grand Slam	Dwight Evans, 7/26/91 vs. OAK (Nelson)
Inside-the-Park Home Run	Jorge Mateo, 8/20/23 at OAK (Sears)
LH & RH Home Run, Same Game	Anthony Santander, 8/7/24 at TOR (Francis, Yarbrough)
Individual 2-Home Run Game	Jackson Holliday, 5/4/25 vs. KC (Lorenzen)
Individual 3-Home Run Game	Ryan Mountcastle, 6/19/21 vs. TOR (Manoah, Kay)
Individual 4-Home Run Game	Never
Home Run in Consecutive Games	Dylan Beavers, 9/16-17/25 at CWS
Home Run in 3 Consecutive Games	Tyler O'Neill, 7/25-29 (G1)/25 vs. COL, vs. TOR (4 G)
Home Run in 4 Consecutive Games	Tyler O'Neill, 7/25-29 (G1)/25 vs. COL, vs. TOR
Home Run in 5 Consecutive Games	Jonathan Schoop, 7/22-27/18 vs. TOR, BOS, TB
Home Run in 6 Consecutive Games	Chris Davis, 9/26-10/2/12 vs. TOR, BOS, TB
4-Home Run Game, Team	9/3/25 at SD
5-Home Run Game, Team	4/19/25 vs. CIN
6-Home Run Game, Team	3/27/25 at TOR
7-Home Run Game, Team	6/2/16 vs. BOS
8+-Home Run Game, Team	6/16/15 vs. PHI (8 HR)
10+-Run Game, Team	8/17/25 at HOU (12 R)
15+-Run Game, Team	7/29/25 (G1) vs. TOR (16 R)
20+-Run Game, Team	6/27/25 vs. TB (22 R)
Back-to-Back HR	Cowser/Mayo/A. Jackson, 9/3/25 at SD (3 rd inning)
Back-to-Back HR to Start First Inning	Mullins/Henderson, 4/19/25 vs. CIN
Back-to-Back-to-Back HR	Cowser/Mayo/A. Jackson, 9/3/25 at SD (3 rd inning)
Back-to-Back-to-Back HR to Start First Inning	Flaherty/Hardy/Markakis, 5/10/12 (G1) vs. TEX
2 Back-to-Back HRs, Same Game	Mullins/Henderson (1 st) & Laureano/Westburg (7 th), 4/19/25 vs. CIN
Leadoff Home Run	Jackson Holliday, 9/3/25 at SD (Cortes)
Walk-Off Win	Dylan Beavers (18), 9/10/25 vs. PIT (Nicolas)
Walk-Off Home Run	Samuel Basallo, 9/5/25 vs. LAD (Scott)
Walk-Off Grand Slam	Manny Machado, 8/18/17 vs. LAA (Middleton)
Walk-Off Home Run, Eutaw St.	Rio Ruiz, 8/11/19 vs. HOU (Osuna)
Home Run, 15 th Inning or later	Jonathan Villar, 7/25/19 at LAA (Canning)
Home Run, 17 th Inning or later	Adam Jones, 5/6/12 at BOS (McDonald)
Home Run by a Pitcher	Zack Britton, 7/3/11 at ATL (Beachy)
2-Home Run Game by a Pitcher	Milt Pappas, 8/27/61 at MIN (Ramos)
Oriole to hit a Home Run for 1 st ML hit	Connor Norby, 6/4/24 at TOR (Pearson)
Oriole w/ 2 Home Runs in One Inning	Mark Trumbo, 4/15/16 at TEX (7 th inning, Pérez, Faulkner)
Oriole w/ 3 Home Runs in Consecutive Innings	Manny Machado, 8/7/16 at CWS (1 st , 2 nd , 3 rd inning, Shields, Albers)
5-Hit Game	Adley Rutschman, 6/21/24 at HOU
6-Hit Game	Cal Ripken, Jr., 6/13/99 at ATL
5-RBI Game	Jordan Westburg, 8/17/25 at HOU
6-RBI Game	Adley Rutschman, 6/9/24 at TB
7-RBI Game	Ryan Mountcastle, 4/11/23 vs. OAK (9 RBI)
8-RBI Game	Ryan Mountcastle, 4/11/23 vs. OAK (9 RBI)
9-RBI Game	Ryan Mountcastle, 4/11/23 vs. OAK
PITCHING	
Perfect Game	Never
No-Hitter	5/5/21 at SEA (Means)
1-Hitter	8/15/25 at HOU (Young, Hiraldo)
Complete Game	8/1/25 at CHC (Rogers, 8.0 IP)
Complete Game, 9.0+ IP	9/23/22 vs. HOU (Kremer, 9.0 IP)
Shutout	9/23/22 vs. HOU (Kremer)
Team Shutout	9/23/25 vs. TB (Kremer, Castillo, Selby, Hiraldo)
Consecutive CG, Pitcher	Sidney Ponson (2), 5/16-22/04
Consecutive CG, Team	Mike Mussina (2), 9/26-10/1/95
Consecutive Shutouts, Team	5/13-14/11 (Guthrie, Bergesen)
10+ Strikeout Game, Pitcher	4/18-19/23 at WSH
15+ Strikeout Game, Pitcher	Kyle Bradish (10), 8/26/25 vs. BOS
10+ Strikeout Game, Team	Erik Bedard (15), 7/7/07 at TEX
15+ Strikeout Game, Team	9/21/25 vs. NYJ (17 K)
4+ Strikeouts in an inning	9/21/25 vs. NYJ (17 K)
Immaculate Inning	Mike Cuellar (4), 5/29/70 at CAL
	Brandon Young, 7/8/25 vs. NYM (5 th inning)
MISCELLANEOUS	
Hit for the Cycle	Cedric Mullins, 5/12/23 vs. PIT (7 th in club history)
Steal of Home	Ryan Mountcastle, 8/14/25 vs. SEA
Position Player to Pitch	Luis Vázquez, 9/14/25 at TOR (1.0 IP)
Triple Play Turned	9/18/22, Bottom 3 rd at TOR (Chapman batting/Kremer pitching)
	Scoring: 6-4-3 (Mateo-Vavra-Aguilar)
Manager Ejection	Tony Mansolino, 7/20/25 at TB (1 st career)
Player Ejection	Ryan O'Hearn, 7/21/25 at CLE (3 rd career)
WINNING SWEEPS	
2-Game, at OPACY	9/26-27/23 vs. WSH
2-Game, Road	8/18-19/25 at BOS
3-Game, at OPACY	9/9-11/25 vs. PIT
3-Game, Road	9/15-17/25 at CWS
4-Game, at OPACY	7/7-10/22 vs. LAA
4-Game, Road	6/7-10/24 at TB
Doubleheader	7/29/25 vs. TOR

2025 OUTFIELD ASSISTS						
Outfielder	1B	2B	3B	HP	TOTAL	ERRORS (F-T)
Jordyn Adams	-	-	-	-	-	-
Greg Allen	-	-	-	-	-	-
Dylan Beavers	-	1	-	-	1	3 (2-1)
Dylan Carlson	-	2	3	1	3	-
Colton Cowser	-	1	1	2	4	2 (1-1)
Cooper Hummel	-	-	-	-	-	-
Jeremiah Jackson	-	1	-	1	2	1 (1-0)
Daniel Johnson	-	-	-	-	-	-
Heston Kjerstad	-	4	-	-	4	-
Ramón Laureano	-	4	-	3	7	5 (2-3)
Jorge Mateo	-	-	-	-	-	1 (1-0)
Cedric Mullins	-	-	-	-	-	3 (1-2)
Ryan Noda	-	1	-	-	1	-
Ryan O'Hearn	-	-	-	-	-	-
Tyler O'Neill	1	3	-	1	5	2 (2-0)
Team Totals	1	17	1	8	27	17 (10-7)

2025 CATCHING BREAKDOWN							
	Errors		SB	Pick-offs			
Catcher	F-T-C	PB	CCS-ATT	1B-2B-3B	Inn.	ERA	W-L (GS)
Samuel Basallo	0-1-1	1	2-10	0-0-0	170.2	4.06	10-9
Maverick Handley	0-0-1	0	0-13	0-0-0	121.2	4.25	7-7
Alex Jackson	0-2-0	2	7-23	0-0-0	240.2	4.64	13-13
Adley Rutschman	0-2-0	1	10-47	0-1-1	556.1	4.59	30-34
Gary Sánchez	0-2-2	1	1-18	1-0-0	175.1	5.39	8-11
Jacob Stallings	0-1-0	2	3-12	0-0-0	97.0	3.62	4-7
Chadwick Tromp	0-1-0	1	0-2	0-0-0	39.0	5.77	2-3
Totals	0-9-4	8	23-125	1-1-1	1399.2	4.57	74-84

2025 SCHEDULE

G#	DATE	OPP.	W-L	SCORE	WP/LP/SV	REC	POS	GA/GB	ATT.
1	3/27	at TOR	W	12-2	Eflin/Berrios	1-0	T-1 st	+0.5	40,734
2	3/28	at TOR	L	8-2	Gausman/Morton	1-1	T-3 rd	-0.5	26,289
3	3/29	at TOR	W	9-5	Kremer/Lovelyad	2-1	2 nd	-0.5	27,005
4	3/30	at TOR	L	3-1	Bassitt/Sugano/Hoffman	2-2	3 rd	-1.5	21,069
5	3/31	vs. BOS	W	8-5	Dominguez/Newcomb	3-2	3 rd	-1.0	45,002*
MARCH TOTALS: 3-2				TEAM ERA: 4.60		TEAM AVG: .305			
6	4/1	OFF DAY				3-2	4 th	-1.0	
6	4/2	vs. BOS	L	3-0	Crochet/Eflin/Chapman	3-3	4 th	-1.5	18,146
7	4/3	vs. BOS	L	8-4	Kelly/Morton	3-4	T-4 th	-2.0	16,656
8	4/4	at KC	L	8-2	Lugo/Kremer	3-5	5 th	-2.5	14,196
9	4/5	at KC	W	8-1	Sugano/Wacha	4-5	5 th	-2.5	14,383
10	4/6	at KC	L	4-1	Bubic/Povich/Estévez	4-6	5 th	-2.5	19,098
11	4/7	at AZ	W	5-1	Eflin/Gallen	5-6	T-4 th	-1.5	20,333
12	4/8	at AZ	L	4-3	Kelly/Morton/Martinez	5-7	4 th	-2.0	23,843
13	4/9	at AZ	L	9-0	Pfaadt/Kremer	5-8	5 th	-2.5	22,411
14	4/10	OFF DAY				5-8	5 th	-2.5	
14	4/11	vs. TOR	**POSTPONED**	Rescheduled for 7/29 (DH)		5-8	5 th	-2.5	
14	4/12	vs. TOR	W	5-4	Baker/Francis/Bautista	6-8	T-4 th	-2.0	22,130
15	4/13	vs. TOR	L	7-6 (10)	Hoffman/Bowman	6-9	5 th	-2.5	27,193
16	4/14	OFF DAY				6-9	5 th	-2.5	
16	4/15	vs. CLE	L	6-3	Allen/Morton/Clase	6-10	5 th	-3.5	14,203
17	4/16	vs. CLE	W	9-1	Kremer/Williams	7-10	5 th	-3.5	13,964
18	4/17	vs. CLE	W	6-2	Sugano/Bibee	8-10	4 th	-3.5	16,201
19	4/18	vs. CIN	L	8-3	Abbott/Povich	8-11	4 th	-4.5	42,587*
20	4/19	vs. CIN	W	9-5	Dominguez/Greene/Bautista	9-11	4 th	-3.5	28,534
21	4/20	vs. CIN	L	24-2	Rogers/Morton/Wynne	9-12	4 th	-4.5	19,053
22	4/21	OFF DAY				9-12	4 th	-4.0	
22	4/22	at WSH	L	7-0	Parker/Kremer	9-13	4 th	-4.0	29,504
23	4/23	at WSH	L	4-3	López/Soto/Finnegan	9-14	5 th	-5.0	22,246
24	4/24	at WSH	W	2-1	Povich/Gore/Bautista	10-14	5 th	-4.5	23,058
25	4/25	at DET	**POSTPONED**	Rescheduled for 4/26 (DH)		10-14	5 th	-4.0	
25	4/26-1	at DET	L	4-3	Mize/Young/Vest	10-15			28,509
26	4/26-2	at DET	L	6-2	Hurter/Morton	10-16	5 th	-5.0	21,422
27	4/27	at DET	L	7-0	Skubal/Kremer	10-17	5 th	-6.5	28,613
28	4/28	vs. NYY	W	4-3	Sugano/Warren/Bautista	11-17	5 th	-5.5	22,775
29	4/29	vs. NYY	L	15-3	Rodón/Gibson	11-18	5 th	-6.5	22,164
30	4/30	vs. NYY	W	5-4	Baker/Carrasco/Bautista	12-18	5 th	-5.5	22,381
APRIL TOTALS: 9-16				TEAM ERA: 5.64		TEAM AVG: .206			
31	5/1	OFF DAY				12-18	5 th	-5.5	
31	5/2	vs. KC	W	3-0	Kremer/Wacha/Bautista	13-18	5 th	-5.5	26,364
32	5/3	vs. KC	L	4-0	Bubic/Sugano	13-19	5 th	-5.5	19,348
33	5/4	vs. KC	L	11-6	Zerpa/Cano	13-20	5 th	-5.5	31,956
34	5/5	OFF DAY				13-20	5 th	-5.0	
34	5/6	at MIN	L	9-1	López/Povich	13-21	5 th	-6.0	19,779
35	5/7	at MIN	L	5-2	Coulombe/Morton/Duran	13-22	5 th	-7.0	16,417
36	5/8	at MIN	L	5-2	Jax/Cano/Duran	13-23	5 th	-7.5	17,410
37	5/9	at LAA	W	4-1	Sugano/Hendricks/Bautista	14-23	5 th	-7.5	30,778
38	5/10	at LAA	L	5-2	Kochanowicz/Gibson	14-24	5 th	-7.5	27,975
39	5/11	at LAA	W	7-3	Eflin/Ty. Anderson	15-24	5 th	-8.0	29,460
40	5/12	OFF DAY				15-24	5 th	-8.0	
40	5/13	vs. MIN	**POSTPONED**	Rescheduled for 5/14 (DH)		15-24	5 th	-7.5	
41	5/14-1	vs. MIN	L	6-3	Stewart/Kremer/Duran	15-25	5 th	-8.5	
42	5/15-2	vs. MIN	L	8-6	Funderburk/Cano/Sands	15-26	5 th	-9.0	10,169
43	5/16	vs. MIN	L	4-0	Paddock/Sugano	15-27	5 th	-9.0	30,926
43	5/16	vs. WSH	L	4-3	López/Bautista/Finnegan	15-28	5 th	-10.5	21,171
44	5/17	vs. WSH	L	10-6	Irvin/Gibson	15-29	5 th	-10.5	28,208
45	5/18	vs. WSH	L	10-4	Soroka/Eflin	15-30	5 th	-11.5	37,264
46	5/19	at MIL	L	5-4	Uribe/Cano/Megill	15-31	5 th	-12.0	22,319
47	5/20	at MIL	L	5-2	Henderson/McDermott/Uribe	15-32	5 th	-13.0	22,778
48	5/21	at MIL	W	8-4 (11)	Baker/Alexander	16-32	5 th	-13.0	30,554
49	5/22	at BOS	**POSTPONED**	Rescheduled for 5/23 (DH)		16-32	5 th	-13.5	
49	5/23-1	at BOS	L	19-5	Whitlock/Dominguez	16-33	5 th	-14.0	31,150
50	5/23-2	at BOS	**POSTPONED**	Rescheduled for 5/24 (DH)		16-33	5 th	-13.5	
50	5/24-1	at BOS	L	6-5 (10)	Weissert/Soto	16-34	5 th	-14.5	30,958
51	5/24-2	at BOS	W	2-1	Kittredge/Bernardino/Dominguez	17-34	5 th	-14.0	34,604
52	5/25	at BOS	W	5-1	Kremer/Buehr	18-34	5 th	-14.0	36,824
53	5/26	vs. STL	W	5-2	Morton/Fedde/Bautista	19-34	5 th	-14.0	21,717
54	5/27	vs. STL	L	7-4	Matz/Baker/Helsley	19-35	5 th	-15.0	13,779
55	5/28	vs. STL	L	6-4	King/Povich/Helsley	19-36	5 th	-16.0	14,491
56	5/29	OFF DAY				19-36	5 th	-16.0	
56	5/30	vs. CWS	W	2-1	Eflin/Burke/Bautista	20-36	5 th	-15.0	22,108
57	5/31	vs. CWS	W	4-2	Kremer/Martin/Bautista	21-36	5 th	-14.0	23,470
MAY TOTALS: 9-18				TEAM ERA: 5.21		TEAM AVG: .250			
58	6/1	vs. CWS	W	3-2	Morton/Houser/Baker	22-36	5 th	-14.0	33,037
59	6/2	OFF DAY				22-36	5 th	-14.0	
59	6/3	at SEA	W	5-1	Sugano/Kirby	23-36	5 th	-14.0	21,089
60	6/4	at SEA	W	3-2	Cano/Vargas/Bautista	24-36	5 th	-13.0	19,231
61	6/5	at SEA	W	4-3	Eflin/Woo/Baker	25-36	5 th	-13.0	27,887
62	6/6	at ATH	L	5-4	Sears/Kremer/Miller	25-37	5 th	-14.0	8,424
63	6/7	at ATH	W	7-4	Akin/Severino/Bautista	26-37	5 th	-13.0	9,185
64	6/8	at ATH	L	5-1	Newcomb/Sugano	26-38	5 th	-13.0	8,836
65	6/9	OFF DAY				26-38	5 th	-13.0	
65	6/10	vs. DET	L	5-3	Lee/Povich/Vest	26-39	5 th	-14.0	20,291
66	6/11	vs. DET	W	10-1	Eflin/Mize	27-39	5 th	-14.0	18,630
67	6/12	vs. DET	L	4-1	Skubal/Kremer/Vest	27-40	5 th	-15.0	18,800
68	6/13	vs. LAA	W	2-0	Morton/Kochanowicz/Bautista	28-40	5 th	-14.0	20,204
69	6/14	vs. LAA	W	6-5	Akin/Anderson/Bautista	29-40	5 th	-13.0	26,313
70	6/15	vs. LAA	W	11-2	Povich/Kikuchi	30-40	5 th	-12.0	33,370
71	6/16	at TB	L	7-1	Pepiot/Eflin	30-41	5 th	-12.0	10,046
72	6/17	at TB	W	5-1	Kremer/Littell	31-41	5 th	-11.0	10,046
73	6/18	at TB	L	12-8	Montgomery/Kittredge	31-42	5 th	-11.0	10,046
74	6/19	at TB	W	4-1	Morton/Rasmussen/Bautista	32-42	5 th	-11.0	10,046
75	6/20	at NYY	W	5-3	Blewett/Weaver/Bautista	33-42	5 th	-10.0	47,034
76	6/21	at NYY	L	9-0	Schmidt/Eflin	33-43	5 th	-11.0	46,142
77	6/22	at NYY	L	4-2	Cruz/Baker/Williams	33-44	5 th	-12.0	45,571
78	6/23	vs. TEX	W	6-0	Rogers/Corbin	34-44	5 th	-11.0	13,929
79	6/24	vs. TEX	L	6-5 (10)	Jackson/Dominguez/Garcia	34-45	5 th	-11.0	16,909
80	6/25	vs. TEX	L	7-0	deGrom/Young	34-46	5 th	-12.0	22,828
81	6/26	OFF DAY				34-46	5 th	-12.0	
81	6/27	vs. TB	W	22-8	Sugano/Orze	35-46	5 th	-12.0	20,047
82	6/28	vs. TB	L	11-3	Littell/Eflin	35-47	5 th	-12.0	30,491
83	6/29	vs. TB	W	5-1	Kremer/Bradley	36-47	5 th	-12.0	19,226
84	6/30	at TEX	W	10-6 (10)	Akin/Milner	37-47	5 th	-11.0	27,420
JUNE TOTALS: 16-11				TEAM ERA: 4.05		TEAM AVG: .253			
85	7/1	at TEX	L	10-2	deGrom/Young/Latz	37-48	5 th	-11.0	30,933
86	7/2	at TEX	L	6-0	Eovaldi/Sugano/Dunning	37-49	5 th	-11.0	27,636
87	7/3	OFF DAY				37-49	5 th	-11.5	
87	7/4	at ATL	W	3-2	Morton/Strider/Bautista	38-49	5 th	-11.5	40,249
88	7/5	at ATL	W	9-6 (10)	Bautista/Montero/Cano	39-49	5 th	-11.5	37,170
89	7/6	at ATL	W	2-1	Rogers/Holmes/Dominguez	40-49	5 th	-11.5	34,012
90	7/7	OFF DAY				40-49	5 th	-12.0	
90	7/8	vs. NYM	L	7-6 (10)	Díaz/Cano/Brazobán	40-50	5 th	-13.0	35,200
91	7/9	vs. NYM	**POSTPONED**	Rescheduled for 7/10 (DH)		40-50	5 th	-12.5	
91	7/10-1	vs. NYM	W	3-1	Wolfram/Stanek/Bautista	41-50	5 th	-12.0	25,262
92	7/10-2	vs. NYM	W	7-3	Sugano/Hagenman	42-50	5 th	-11.5	17,961
93	7/11	vs. MIA	W	5-2	Kremer/Cabrera	43-50	5 th	-11.5	22,213
94	7/12	vs. MIA	L	6-0	Junk/Rogers	43-51	5 th	-11.5	34,332
95	7/13	vs. MIA	L	11-1	Pérez/Young	43-52	5 th	-11.5	17,759

7/14 Home Run Derby (Truist Park - Atlanta, GA)									
7/15 MLB All-Star Game (Truist Park - Atlanta, GA)									
7/16-17 All-Star Break									
96	7/18	at TB	L	11-1	Bradley/Morton	43-53	5 th	-12.5	10,046
97	7/19	at TB	L	4-3	Uceta/Domínguez/Fairbanks	43-54	5 th	-13.5	10,046
98	7/20	at TB	W	5-3	Rogers/Pepiot/Bautista	44-54	5 th	-13.5	9,195
99	7/21	at CLE	L	10-5	Bibee/Selby	44-55	5 th	-14.5	21,748
100	7/22	at CLE	L	6-3	Cantillo/Young/Clase	44-56	5 th	-14.5	22,714
101	7/23	at CLE	L	3-2	Gaddis/Selby/Clase	44-57	5 th	-15.5	30,476
102	7/24	at CLE	W	4-3	Morton/Allen/Soto	45-57	5 th	-15.5	26,223
103	7/25	vs. COL	L	6-5	Bird/Kittredge/Halvorsen	45-58	5 th	-16.5	25,090
104	7/26	vs. COL	W	18-0	Rogers/Senzatela	46-58	5 th	-16.5	20,188
105	7/27	vs. COL	W	5-1	Sugano/Gomber	47-58	5 th	-15.5	16,407
106	7/28	vs. TOR	W	11-4	Martin/Bassitt	48-58	5 th	-14.5	20,176
107	7/29-1	vs. TOR	W	16-4	Morton/Lucas	49-58	5 th	-13.5	16,194
108	7/29-2	vs. TOR	W	3-2	Kittredge/Hoffman/Martin	50-58	5 th	-12.5	14,929
109	7/30	vs. TOR	L	9-8	Fluharty/Cano/Hoffman	50-59	5 th	-13.5	17,049
JULY TOTALS: 13-12				TEAM ERA: 4.79		TEAM AVG: .257			
110	8/1	at CHC	L	1-0	Horton/Rogers/Palencia	50-60	5 th	-13.5	40,520
111	8/2	at CHC	W	4-3	Wolfram/Thielbar/Akin	51-60	5 th	-13.5	40,781
112	8/3	at CHC	L	5-3	Palencia/Akin	51-61	5 th	-13.5	39,430
113	8/4	at PHI	L	13-3	Luzardo/Povich	51-62	5 th	-14.5	41,099
114	8/5	at PHI	L	5-0	Walker/Kremer	51-63	5 th	-15.5	43,660
115	8/6	at PHI	W	5-1	Rogers/Suárez	52-63	5 th	-15.5	42,030
8/7		OFF DAY				52-63	5 th	-15.5	
116	8/8	vs. ATH	W	3-2	Sugano/Ginn/Akin	53-63	5 th	-14.5	20,796
117	8/9	vs. ATH	L	11-3	Perkins/Young	53-64	5 th	-14.5	30,078
118	8/10	vs. ATH	L	3-2	Alvarado/Akin	53-65	5 th	-15.5	23,183
8/11		OFF DAY				53-65	5 th	-15.5	
119	8/12	vs. SEA	L	1-0	Kirby/Kremer/Muñoz	53-66	5 th	-16.5	19,356
120	8/13	vs. SEA	W	4-3	Akin/Brash	54-66	5 th	-15.5	17,290
121	8/14	vs. SEA	W	5-3	Sugano/Evans/Enns	55-66	5 th	-15.5	14,083
122	8/15	at HOU	W	7-0	Young/Valdez	56-66	5 th	-15.5	33,654
123	8/16	at HOU	L	5-4 (12)	De Los Santos/Akin	56-67	5 th	-16.5	37,641
124	8/17	at HOU	W	12-0	Kremer/Javier	57-67	5 th	-15.5	36,411
125	8/18	at BOS	W	6-3	Rogers/May	58-67	5 th	-14.5	36,961
126	8/19	at BOS	W	4-3 (11)	Cano/Whitlock/Martin	59-67	5 th	-14.0	37,435
8/20		OFF DAY				59-67	5 th	-14.0	
127	8/21	vs. HOU	L	7-2	Alexander/Young	59-68	5 th	-14.5	18,061
128	8/22	vs. HOU	L	10-7	Okert/Povich/Abreu	59-69	5 th	-15.5	24,224
129	8/23	vs. HOU	L	9-8	Blubaugh/Enns/Abreu	59-70	5 th	-16.5	30,159
130	8/24	vs. HOU	W	3-2	Rogers/Arrighetti/Akin	60-70	5 th	-15.5	19,746
131	8/25	vs. BOS	L	4-3	Fitts/Sugano/Chapman	60-71	5 th	-16.5	15,740
132	8/26	vs. BOS	L	5-0	Giolito/Bradish	60-72	5 th	-16.5	14,776
133	8/27	vs. BOS	L	3-2	Weissert/Akin/Chapman	60-73	5 th	-17.5	16,790
134	8/28	vs. BOS	L	3-2	Hicks/Garcia/Matz	60-74	5 th	-18.0	15,374
135	8/29	at SF	L	15-8	Bivens/Kremer	60-75	5 th	-18.0	40,043
136	8/30	at SF	W	11-1	Rogers/Seymour	61-75	5 th	-17.0	37,711
137	8/31	at SF	L	13-2	Verlander/Sugano/Bivens	61-76	5 th	-18.0	39,220
AUGUST TOTALS: 11-17				TEAM ERA: 4.13		TEAM AVG: .228			
138	9/1	at SD	W	4-3	Enns/Adam/Akin	62-76	5 th	-17.0	45,586
139	9/2	at SD	W	6-2	Wells/Darvish	63-76	5 th	-17.0	42,536
140	9/3	at SD	W	7-5	Povich/Cortes/Cano	64-76	5 th	-17.0	35,019
9/4		OFF DAY				64-76	5 th	-17.0	
141	9/5	vs. LAD	W	2-1	Cano/Scott	65-76	5 th	-17.0	25,481
142	9/6	vs. LAD	W	4-3	Suárez/Teiren	66-76	5 th	-16.0	42,612*
143	9/7	vs. LAD	L	5-2	Kershaw/Sugano/Dreyer	66-77	5 th	-16.0	27,874
9/8		OFF DAY				66-77	5 th	-16.0	
144	9/9	vs. PIT	W	3-2 (11)	Enns/Moreta	67-77	5 th	-16.0	15,488
145	9/10	vs. PIT	W	2-1 (10)	Suárez/Nicolas	68-77	5 th	-15.0	18,210
146	9/11	vs. PIT	W	3-2	Wolfram/Holderman/Akin	69-77	5 th	-15.0	13,957
147	9/12	at TOR	L	6-1	Fisher/Enns	69-78	5 th	-16.0	34,376
148	9/13	at TOR	L	5-4	Fisher/Cano	69-79	5 th	-17.0	42,461
149	9/14	at TOR	L	11-2	Bieber/Wolfram	69-80	5 th	-18.0	42,032
150	9/15	at CWS	W	4-1	Bradish/Wilson/Enns	70-80	5 th	-18.0	11,020
151	9/16	at CWS	W	8-7	Kremer/Smith/Akin	71-80	5 th	-18.0	12,428
152	9/17	at CWS	W	3-1	Wells/Pérez/Akin	72-80	5 th	-17.0	10,919
153	9/18	vs. NYY	L	7-0	Fried/Povich	72-81	5 th	-17.0	25,253
154	9/19	vs. NYY	W	4-2	Rogers/Warren/Akin	73-81	5 th	-16.0	26,269
155	9/20	vs. NYY	L	6-1	Rodón/Sugano	73-82	5 th	-16.0	37,675
156	9/21	vs. NYY	L	7-1	Bednar/Strowd	73-83	5 th	-17.0	31,974
9/22		OFF DAY				73-83	5 th	-17.0	
157	9/23	vs. TB	W	6-0	Kremer/Pepiot	74-83	5 th	-16.0	15,267
158	9/24	vs. TB	L	6-2	Uceta/Wells	74-84	5 th	-16.0	18,367
159	9/25	vs. TB	1:05 PM	MASN					
160	9/26	at NYY	7:05 PM	MASN					
161	9/27	at NYY	1:05 PM	MASN					
162	9/28	at NYY	3:05 PM	MASN					
SEPTEMBER TOTALS: 13-8				TEAM ERA: 3.54		TEAM AVG: .202			
*Indicates home sellout									
^Indicates out-of-market broadcast									
Pitchers in CAPS indicates complete game									
All times listed are Eastern									
MASN and MASN2 games can also be streamed locally via MASN+									
All games broadcast on the Orioles Radio Network and 98 Rock 97.9 FM/HD2 & WBAL NewsRadio 1090 AM/101.5 FM									
<div><div></div><div></div></div> <div><div></div><div></div></div>									
DELAYS & POSTPONEMENTS									
DATE	OPPONENT (Reason)			TIME (Delay)			RESULT		
9/23	vs. TB (inclement weather)			1:11 (pregame)			W, 6-0		
9/6	vs. LAD (inclement weather)			0:20 (pregame)			W, 4-3		
8/14	vs. SEA (rain)			2:18 (top 6 th)			W, 5-3		
8/13	vs. SEA (inclement weather)			1:40 (pregame)			W, 4-3		
7/27	vs. COL (inclement weather)			0:28 (pregame)			W, 5-1		
7/20	at TB (rain)			2:36 (top 7 th)			W, 5-3		
7/13	vs. MIA (inclement weather)			1:38 (pregame)			L, 11-1		
7/9	vs. NYM (inclement weather)			Postponed			Rescheduled for a DH on 7/10		
7/8	vs. NYM (inclement weather)			0:46 (pregame)					
6/19	at TB (inclement weather)			0:10 (pregame)			W, 4-1		
6/13	vs. LAA (rain)			2:16 (pregame, bottom 5 th)			W, 2-0		
5/28	vs. STL (rain)			0:31 (pregame)			L, 6-4		
5/24 (G1)	at BOS (rain)			0:26 (pregame)			L, 6-5		
5/23 (G2)	at BOS (rain)			Postponed			Rescheduled for a DH on 5/24		
5/22	at BOS (rain)			Postponed					
5/16	vs. WSH (inclement weather)			0:12 (pregame)			L, 4-3		
5/13	vs. MIN (inclement weather)			Postponed			Rescheduled for a DH on 5/14		
5/3	vs. KC (rain)			0:57 (top 2 nd)					
4/25	at DET (inclement weather)			Postponed			Rescheduled for a DH on 4/26		
4/11	vs. TOR (rain)			Postponed					
TOTAL TIME OF DELAYS: 15:29									
COLDEST GAME TIME TEMPERATURE: 45 degrees, April 5 at Kansas City (W, 8-1)									
WARMEST GAME TIME TEMPERATURE: 100 degrees, 2x, last: June 24 vs. Texas (L, 6-5 [10])									