

Colorado Rockies (43-118) at San Francisco Giants (80-81)

RHP McCade Brown (0-4, 7.54) vs. RHP Logan Webb (14-11, 3.30)

Game #162/Home Game #81 • Sunday, September 28, 2025 • Oracle Park • 12:05 p.m. PT

NBC Sports Bay Area • KNBR 104.5 FM/680 AM • KSFN 1510 AM / 99.3 FM



HEAD-TO-HEAD INFO

All-Time vs. Colorado: .....308-230

at Oracle Park .....148-77

at Coors Field .....120-138

2025 vs. Colorado.....10-2

at Oracle Park .....5-1

at Coors Field .....5-1

2025 VS. ROCKIES				
Date	H/A	W/L	Score	Rec.
5/1	COL	L	3-4	0-1
5/2	COL	W	4-0	1-1
5/3	COL	W	6-3	2-1
5/4	COL	W	9-3	3-1
6/10	at COL	W	6-5	4-1
6/11	at COL	W	10-7	5-1
6/12	at COL	L	7-8	5-2
9/1	at COL	W	8-2	6-2
9/2	at COL	W	7-4	7-2
9/3	at COL	W	10-8	8-2
9/26	COL	W	6-3	9-2
9/27	COL	W	4-3	10-2
9/28	COL	--	--	--
Total				10-2




SEPTEMBER 28, 1993

The Giants reclaimed a share of first place in the NL West with the Braves, as SF defeated Colorado 6-4. **Will Clark** hit his 14th homer of the season, **Rod Beck** earned his 45th save and the Giants won their 100th game of the season.

GAMEDAY INFORMATION

To access additional gameday information such as lineup sheets, pronunciation guides, headshots, audio interviews, all MLB media guides, minor league highlights and more, please scan or click the QR code below.



**TODAY'S GAME:** With a series win secured, the Giants aim to finish the season at .500 with a victory in this afternoon's series finale...SF has won three straight entering play today.

- ▶ In the 143 seasons of Giants baseball since 1883 the Giants have finished at exactly .500 only once and that came in 2022...that year, the Giants also entered the final day of the season 80-81, needing a win to get to .500...they were able to do so with an 8-1 win at San Diego.

**ROCK ON:** SF enters today's contest against Colorado 10-2 (.833) versus the Rockies in 2025...SF's best winning percentage vs. the Rockies came in 2021 when the Giants went 15-4 (.789) in 19 games under the old schedule format...their fewest losses in a season vs. Colorado is three (done in 1993, 1994 and 2024).

- ▶ The last time a Giants team had a better winning percentage against a single team they played at least 10 times within a season was also 2021 when the Giants went 17-2 (.895) against the Diamondbacks.
- ▶ The Giants can join the Guardians (over the White Sox) and Dodgers (over the Rockies) as the only teams to have 11 wins over one opponent this season with a win today.

**WEBBY:** RHP **Logan Webb** toes the slab today in what will be his career-best 34th start of the campaign...SF's workhorse will become the fifth Giant since 2000 to make 34 starts in a regular season...**Madison Bumgarner** did it twice (2016 and 2019) while **Matt Cain** (2008), **Livan Hernández** (2001) and **Kirk Rueter** (2001) each did it once.

- ▶ The 28-year-old Webb enters today leading the National League in innings at 201.2 innings and could once again lead the Majors in innings pitched depending on how far he goes today...BOS' Garrett Crochet leads MLB at 205.1...if Webb ends up leading MLB it will be the second time in the last three seasons he's led the Majors in innings pitched (also 2023 with a career-best 216.0).
- ▶ He can also lead the NL in strikeouts with just one strikeout today as he enters today's start tied for the NL lead with Philadelphia's Jesús Luzardo (216) and Pittsburgh's Paul Skenes (216), who have made their final regular season starts...if Webb can also accomplish that feat he'll become the first Giant to lead the National League in both innings pitched and strikeouts since **Bill Voiselle** did so in 1944 with the New York Giants.

**163?!** **IF/DH Rafael Devers** has a chance to play in 163 games this season if he plays in today's game...Devers played in 73 games for Boston before the trade to SF, where he's played in 89 games entering today.

- ▶ The last player to appear in 163 games in a single season was the Twins' Justin Morneau, who played in 163 in 2008 with the help of a tiebreaker game...the last player to do it without the help of a tiebreaker game was Todd Zeile in 1996 when he was traded from Philadelphia to Baltimore.
- ▶ Overall Devers' 163 games would be the 34th instance of a player appearing in 163 or more regular season games in a single season...it would be the third time in involves a Giant...**José Pagán** played in 164 games in 1962 and **Willie Montañez** played in 163 between the Giants (60 games) and Braves (103 games).

**ON THE SHORES:** The Giants own a 41-39 record at Oracle Park this season...the .512 winning percentage at home ranks 20th in MLB...yesterday's win, at least, secured an above .500 season here at Oracle Park...a win today would match the club's home record from last year (42-39).

- ▶ Giants fans have packed Oracle Park this season, with the team's 36,104 average home attendance ranking seventh-best in the Majors this season...that average attendance is SF's best since 2018 (38,965)...the team's 28 sellouts this year are its most since they had 50 sellouts in 2017.

**WILLY THE KID:** 2025 Willie Mac Award winner **IF Willy Adames** enters today on the precipice of 30 homers (he's one shy), trying to become the first Giant with 30 homers in a single season since **Barry Bonds** hit 45 in 2004...every other club has had at least one 30-home run hitter since 2019.

- ▶ Adames enters today leading the Giants in homers (29) and stolen bases (12) among other categories...if Adames finishes today still leading in both (**Jung Hoo Lee** has 10 steals), he'd be the first shortstop to lead the Giants in both homers and steals since Hall of Famer **George Davis** in 1897...Davis led the team with 10 homers and 65 steals (*Stats, LLC*).

**SEE YOU IN 2026!:** The Giants will open next year's regular season slate right back here at Oracle Park against the Yankees on Wednesday, March 25...it will mark just the third time the Giants will open at home in the last 19 seasons (also 2009 vs. Milwaukee and 2022 vs. Miami).

COACHING & MEDICAL STAFF ◀

**Manager:** Bob Melvin (6) **Coaches:** Ryan Christenson (52), Mark Hallberg (91), Matt Williams (9), Pat Burrell (95), Oscar Bernard (96), Damon Minor (94), J.P. Martinez (87), Garvin Alston (81), Taira Uematsu (99), Alex Burg (97), Eliezer Zambrano (98)

**On-Field Training Staff:** Dave Groeschner, Anthony Reyes, Ryo Watanabe

ACTIVE ROSTER [28] ◀

#	PITCHERS (14)	B-T	HT	WT	BORN	HOMETOWN
43	Beck, Tristan	R-R	6-4	203	6-24-96	Corona, CA
76	Bivens, Spencer 🗣️	R-R	6-4	217	6-28-94	State College, PA
34	Brubaker, JT	R-R	6-3	180	11-17-93	Springfield, OH
70	Buttó, José	R-R	6-1	202	3-19-98	Cumana, VZ
93	Gage, Matt	L-L	6-3	265	2-11-93	Broadalbin, NY
57	Lucchesi, Joey 🗣️	L-L	6-5	228	6-6-93	Newark, CA
72	McDonald, Trevor	R-R	6-0	201	2-26-01	Lucedale, MS
63	Peguero, Joel 🗣️	R-R	5-10	194	5-5-97	Santo Domingo, DR
38	Ray, Robbie	L-L	6-2	208	10-1-91	Brentwood, TN
77	Seymour, Carson	R-R	6-5	255	12-16-98	Temecula, CA
66	Teng, Kai-Wei	R-R	6-3	241	12-1-98	Kaohsiung City, TW
35	Verlander, Justin	R-R	6-5	240	2-20-83	Manakin Sabot, VA
74	Walker, Ryan	R-R	6-2	212	11-26-95	Arlington, WA
62	Webb, Logan	R-R	6-2	223	11-18-96	Rocklin, CA
#	CATCHERS (2)	B-T	HT	WT	BORN	HOMETOWN
14	Bailey, Patrick	S-R	6-0	225	5-29-99	Greensboro, NC
21	Knizner, Andrew 🗣️	R-R	6-1	225	2-3-95	Glen Allen, VA
#	INFIELDERS (7)	B-T	HT	WT	BORN	HOMETOWN
2	Adames, Willy 🗣️	R-R	6-0	215	9-2-95	Santiago de los Caballeros, DR
26	Chapman, Matt	R-R	6-1	225	4-28-93	Lake Forest, CA
16	Devers, Rafael	L-R	6-0	245	10-24-96	Sánchez, DR
78	Eldridge, Bryce	L-R	6-7	240	10-20-04	Vienna, VA
41	Flores, Wilmer	R-R	6-3	225	8-6-91	Valencia, VZ
50	Koss, Christian 🗣️	R-R	6-1	186	1-27-98	Riverside, CA
10	Schmitt, Casey	R-R	6-1	220	3-1-99	San Diego, CA
#	OUTFIELDERS (5)	B-T	HT	WT	BORN	HOMETOWN
59	Encarnacion, Jerar 🗣️	R-R	6-5	260	10-22-97	Bayaguana, DR
61	Gilbert, Drew	L-L	5-9	195	9-27-00	Stillwater, MN
51	Lee, Jung Hoo 🗣️	L-R	6-1	197	8-20-98	Seoul, SK
58	McCray, Grant	L-R	6-0	190	12-7-00	Lakewood Ranch, FL
17	Ramos, Heliot 🗣️	R-R	5-11	230	9-7-99	Maunabo, PR

NUMERICAL ROSTER ◀

NO.	NAME	POS
2	Adames, Willy	IF
10	Schmitt, Casey	IF
14	Bailey, Patrick	C
26	Chapman, Matt	IF
16	Devers, Rafael	IF/DH
17	Ramos, Heliot	OF
21	Knizner, Andrew	C
34	Brubaker, JT	RHP
35	Verlander, Justin	RHP
38	Ray, Robbie	LHP
41	Flores, Wilmer	IF
43	Beck, Tristan	RHP
50	Koss, Christian	IF
51	Lee, Jung Hoo	OF
57	Lucchesi, Joey	LHP
58	McCray, Grant	OF
59	Encarnacion, Jerar	IF/OF
61	Gilbert, Drew	OF
62	Webb, Logan	RHP
63	Peguero, Joel	RHP
66	Teng, Kai-Wei	RHP
70	Buttó, José	RHP
72	McDonald, Trevor	RHP
74	Walker, Ryan	RHP
76	Bivens, Spencer	RHP
77	Seymour, Carson	RHP
78	Eldridge, Bryce	IF
93	Gage, Matt	LHP

PRONUNCIATION GUIDE ◀

Willy Adames (ah-DAH-mess)

Spencer Bivens (BIV-ens)

JT Brubaker (brew-baker)

José Buttó (boo-TOH)

Jerar Encarnacion ((jer-ARR)

Andrew Knizner (KIZZ-ner)

Jung Hoo Lee (jung who)


Joey Lucchesi (loo-KAY-see)

Luis Matos (MAH-tose)

Joel Peguero (jo-EL peh-GAIR-oh)


Heliot Ramos (elliott)

Carson Whisenhunt (whiz-en-hunt)



Scan QR code or click [here](#) below for SF Giants Player Pronunciations Link:

*Clicking on the speaker icon above also plays the audio pronunciation*



MAJOR LEAGUE INJURED & BEREAVEMENT LIST [6] ◀

Pos	Player	IL	Injury	Date On IL (Retro)	Eligible to Return	Games Missed	Team Record
C	Tom Murphy	60-Day	Mid-back disk herniation.	3/26	5/25	161	80-81
LHP	Erik Miller	60-Day	Left elbow sprain	8/21	10/20	34	19-15
RHP	Landen Roupp	15-Day	Left knee inflammation.	8/21	9/5	34	19-15
RHP	Randy Rodríguez	60-Day	Right elbow sprain	8/23	10/22	32	19-13
LHP	Carson Whisenhunt	15-Day	Back strain	8/28	9/12	28	15-13
1B	Dominic Smith	10-Day	Right hamstring strain.	9/13	9/23	14	5-9

PAST INJURED & BEREAVEMENT PLACEMENTS ◀

Pos	Player	IL	Injury	Date On IL (Retro)	Date Activated	Games Missed	Team Record
C	Patrick Bailey	10-Day	Neck strain.	6/8	6/18	8	4-4
IF	Matt Chapman	10-Day	Right hand inflammation.	6/9	7/5	23	9-14
IF	Matt Chapman	10-Day	Right hand inflammation.	8/13	8/23	9	2-7
OF	Jerar Encarnacion	60-Day	Left hand fracture.	3/24	6/2	59	33-26
OF	Jerar Encarnacion	10-Day	Left oblique strain.	6/17	7/4	40	15-25
OF	Jerar Encarnacion	10-Day	Right hamstring strain.	8/7	9/13	32	17-15
2B	Tyler Fitzgerald	10-Day	Left rib fracture.	5/1	5/16	13	6-7
2B	Christian Koss	10-Day	Left hamstring strain.	7/1	8/1	24	9-15
IF	Casey Schmitt	10-Day	Left oblique strain.	4/18	5/19	28	15-13
IF	Casey Schmitt	10-Day	Left hand inflammation.	6/27	7/7	10	5-5
RHP	Landen Roupp	15-Day	Right elbow inflammation.	7/23	8/7	19	6-13
RHP	Justin Verlander	15-Day	Right pectoral strain.	5/19	6/3	26	13-13
RHP	Justin Verlander	3-Day	Paternity list.	6/20	6/23	3	2-1
RHP	Ryan Walker	3-Day	Paternity list.	8/15	8/18	3	1-2

TODAY'S STARTER

LOGAN WEBB

RHP

#62

2025 RECORD: 14-11, 3.30 ERA

Height/Weight: 6-0/225

Bats/Throws: R/R

Hometown: Rocklin, CA

Age: 28 (November 18, 1996)

Signed Through: 2028

**WEBBMASTER:** Webb is in his seventh season with San Francisco...he finished last season with an NL-leading 204.2 innings...he was named an All-Star for the second time in his career (also 2024) this season, pitching a scoreless 3rd inning of relief.

**MR. 200:** Webb reached the 200.0 inning mark in his last start...he is the first Giants pitcher to record 200.0 innings and 200 strikeouts in the same season since **Madison Bumgarner** (207.2ip, 203 strikeouts) did so in 2019...he is the first Giants right-hander to accomplish the feat since **Jeff Samardzija** (207.2ip, 205 strikeouts) in 2017...he is also the first Giants pitcher to reach 200.0 innings in three straight seasons since Bumgarner did so in six straight seasons from 2011-2016.

**LAST TIME OUT:** Received a no-decision after allowing three runs on eight hits and two walks while striking out five in 6.0 innings on September 23 vs. St. Louis.


**FIRST TIME SINCE WHEN?!** Currently leading the National League with 201.2 innings and tied for the lead with 216 strikeouts, Webb has a chance to be the first Giant to lead the NL in both categories since **Bill Voiselle** did so in 1944.

**VS. COLORADO:** Is 10-3 with a 3.12 ERA (37er, 106.2ip), 96 strikeouts and a 1.18 WHIP in 18 career games (17 starts)...in two starts this season vs. Colorado, he is 2-0 with a 2.25 ERA (3er, 12.0ip), 13 strikeouts and a 1.42 WHIP...Rockies shortstop Ezequiel Tovar is 7-for-18 with a home run, four RBI and four strikeouts in his career vs. Webb...on the other end, center fielder Brenton Doyle is 2-for-16 with a double, an RBI and two strikeouts.

**WHEN YOU'RE 15:** Webb is one win shy of tying his career-high for wins (15) set in 2022...the only other Giants since 2000 with multiple 15-win seasons are **Madison Bumgarner** (four), **Tim Lincecum** (three) and **Jason Schmidt** (two).

**HOME/ROAD SPLITS:** The righty is 7-4 with a 3.25 ERA (40er, 110.2ip) and 118 strikeouts at Oracle Park (18 starts)...in 15 road starts, Webb is 7-7 with a 3.36 ERA (34er, 91.0ip) and 98 strikeouts.

**TOP OF THE CLASS:** Webb ranks inside the National League's leaders in numerous categories as shown in the chart below:

Webb's rankings, National League, 2025				
Stat	Metric (rank)	Stat	Metric (rank)	
Wins	14 (T-3rd)	Ground Ball Rate	53.9% (5th)	
ERA	3.30 (9th)	FIP	2.70 (3rd)	
Innings Pitched	201.2 (1st)	Walk Rate	5.5% (5th)	
Strikeouts	216 (T-1st)	HR/9	0.62 (4th)	

**HELPING THE CATCHER:** Webb has drastically improved his ability to keep runners in check this season and limit stolen bases...he has +5 Net Bases Prevented (a sum of advanced prevented and outs added assigned to the pitcher), which is tied for 15th-best in the Majors on *Baseball Savant*...he had scores of -5 in 2024, -9 in 2023 and -4 in 2022, -1 in 2021 and -3 in 2020...from 2020-2024, Webb allowed an average of 14 stolen bases off him per season (72 in five seasons)...in 2025, Webb has allowed a total of nine stolen bases.

**SINK OR SWIM:** His sinker has a +9 run value on *Baseball Savant*, making it his most valuable pitch...Webb's sinker was burned by the Cardinals, with St. Louis going 5-for-11 (.455) with three doubles vs. the pitch...since July 11, opponents are batting .355 (39x110) with 13 extra-base hits (10 doubles, three homers) vs. his sinker.

WEBB PITCH ARSENAL / STATCAST INFO (2025)				
Pitch Type	Usage Percentage	Avg. Velo	BAA	SO
Sinker	33.9%	92.6 mph	.288	46
Sweeper	26.6%	84.6 mph	.289	50
Changeup	24.0%	86.5 mph	.214	78
Cutter	7.9%	91.1 mph	.447	5
4-Seam Fastball	7.6%	92.7 mph	.161	37

WEBB VS. COLORADO (CAREER)								
Last Win: 9/2/25 at COL					Last Loss: 7/20/24 at COL			
	W-L	ERA	G/GS	IP	H	ER	BB	SO
2025	2-0	2.25	2/2	12.0	13	3	4	13
Career	10-3	3.12	18/17	106.2	101	37	25	96
at SF	6-1	1.65	8/7	49.0	46	9	10	45
at COL	4-2	4.37	10/10	57.2	55	28	15	51

2025 GAME-BY-GAME										
Date	Opp.	Dec	Result	IP	H	R	ER	BB	SO	HR TP
3/27	at CIN	--	W, 6-4	5.0	6	3	3	3	5	0 78
4/1	at HOU	W	W, 3-1	7.0	5	1	1	0	6	1 100
4/7	vs. CIN	--	L, 0-2	7.0	4	0	0	0	10	0 97
4/13	at NYY	W	W, 5-4	5.0	5	3	3	4	5	0 97
4/18	at LAA	L	L, 0-2	6.0	4	2	1	0	12	0 105
4/23	vs. MIL	W	W, 4-2	6.1	6	0	0	3	6	0 106
4/29	at SD	L	L, 4-7	5.0	9	5	5	1	6	0 79
March/April		3-2	2.83	41.1	39	14	13	11	50	1 --
5/4	vs. COL	W	W, 9-3	7.0	6	1	1	2	6	0 96
5/10	at MIN	L	L, 1-2	7.0	5	2	2	1	9	1 103
5/16	vs. ATH	W	W, 9-1	8.0	5	1	1	2	4	0 107
5/21	vs. KC	L	L, 4-8	4.0	10	6	3	0	5	1 77
5/27	at DET	L	L, 1-3	6.0	7	3	3	1	10	1 104
May		2-3	2.81	32.0	33	13	10	6	34	3 --
6/2	vs. SD	--	L, 0-1	8.0	6	0	0	0	7	0 102
6/7	vs. ATL	--	W, 3-2	6.0	6	2	2	0	10	1 100
6/13	vs. LAD	W	W, 6-2	7.0	2	2	2	3	4	1 98
6/19	vs. CLE	W	W, 2-1	7.0	7	1	1	0	9	0 97
6/25	vs. MIA	--	L, 5-8	6.0	6	2	2	3	6	0 102
6/30	at AZ	L	L, 2-4	6.1	7	3	3	1	7	1 104
June		2-1	2.23	40.1	34	10	10	7	43	3 --
7/5	at ATH	W	W, 7-2	6.2	7	2	2	3	6	0 108
7/11	vs. LAD	W	W, 8-7	5.1	6	6	6	1	6	2 91
7/19	at TOR	L	L, 3-6	6.0	11	4	4	1	1	0 80
7/25	vs. NYM	L	L, 1-8	4.0	8	6	6	1	4	1 81
7/30	vs. PIT	--	L, 1-2	5.2	5	1	1	4	11	0 109
July		2-2	6.18	27.2	37	19	19	10	28	3 --
8/5	at PIT	W	W, 8-1	6.0	7	1	1	0	10	0 110
8/11	vs. SD	L	L, 1-4	6.1	8	4	4	1	3	1 98
8/17	vs. TB	W	W, 7-1	7.0	3	0	0	0	7	0 86
8/23	at MIL	W	W, 7-1	6.0	5	1	1	2	5	0 94
8/27	vs. CHC	--	W, 4-3	7.0	7	3	3	0	7	2 94
August		3-1	2.51	32.1	30	9	9	3	32	3 --
9/2	at COL	W	W, 7-4	5.0	7	2	2	2	7	0 94
9/8	vs. AZ	W	W, 11-5	6.0	5	4	1	2	7	0 110
9/13	vs. LAD	L	L, 7-13	4.0	10	6	6	2	5	1 97
9/18	at LAD	L	L, 1-2	7.0	4	2	1	1	5	0 103
9/23	vs. STL	--	L, 8-9	6.0	8	3	3	2	5	0 97
9/28	vs. COL									
September		2-2	4.18	28.0	34	17	13	9	29	1 --
2025 Totals		14-11	3.30	201.2	207	82	74	46	216	14 --

**4S UP:** Over Webb's last 11 starts, opponents are 2-for-17 (.118) with 11 strikeouts and just one extra-base hit (a double) vs. his four-seam fastball...overall, opponents are batting .161 (10x62) with a .126 xBA and a .196 xSLG vs. his 4SFB.

**SWEEP IT:** Webb's sweeper gained two runs recently, bringing its season run value per *Baseball Savant* to -2 (still a -5 drop off from its 2024 mark)...there has been just one extra-base hit (a double) off Webb's sweeper over his last eight starts (217 pitches)...batters are 12-for-47 (.255) with 16 strikeouts off his sweeper over that span.

**QUALITY EATS:** Webb enters today tied for the Major League lead with 22 quality starts (including each of his last two)...the righty has 66 quality starts over the last three seasons (most in the Majors)...he also has had at least 20 quality starts over each of the last three seasons...DET's Tarik Skubal is the only other pitcher with 20+ in each of the last two seasons.

GIANTS MONTHLY STARTER BREAKDOWN									
March/April		May		June		July		August	
Record	9-9	Record	9-11	Record	7-7	Record	6-10	Record	8-10
ERA	4.40	ERA	2.77	ERA	3.94	ERA	4.77	ERA	4.91
ERA Rank	21st	ERA Rank	2nd	ERA Rank	9th	ERA Rank	23rd	ERA Rank	21st
Strikeouts	173	Strikeouts	146	Strikeouts	142	Strikeouts	111	Strikeouts	129
Walks	69	Walks	40	Walks	50	Walks	56	Walks	47
HR Allowed	16	HR Allowed	11	HR Allowed	17	HR Allowed	14	HR Allowed	19
BAA	.261	BAA	.238	BAA	.249	BAA	.266	BAA	.260



GIANTS MONTHLY BULLPEN BREAKDOWN

March/April		May		June		July		August		September	
Record	10-4	Record	4-3	Record	6-7	Record	3-5	Record	6-4	Record	5-5
ERA	2.52	ERA	2.43	ERA	3.97	ERA	4.09	ERA	3.69	ERA	4.56
ERA Rank	2nd	ERA Rank	2nd	ERA Rank	17th	ERA Rank	15th	ERA Rank	10th	ERA Rank	20th
Sv/Sv Opp	10/15	Sv/Sv Opp	6/10	Sv/Sv Opp	8/13	Sv/Sv Opp	2/4	Sv/Sv Opp	6/9	Sv/Sv Opp	8/12
Strikeouts	10	Strikeouts	84	Strikeouts	76	Strikeouts	100	Strikeouts	90	Strikeouts	71
Walks	33	Walks	31	Walks	41	Walks	30	Walks	34	Walks	35
HR Allowed	8	HR Allowed	6	HR Allowed	9	HR Allowed	13	HR Allowed	8	HR Allowed	10
BAA	.197	BAA	.194	BAA	.253	BAA	.255	BAA	.258	BAA	.271

#43 TRISTAN BECK ▶ RHP

Pitch Arsenal: 4-Seam FB, Slider, Curveball, Sweeper  
Last Game: 9/27 vs. COL; 1.0ip (7 pitches)

- ▶ Owns a 3.07 ERA (5er, 14.2ip) with 10 strikeouts and two walks in seven games this month.
- ▶ Is holding left-handed batters to a .204 clip (20x98).
- ▶ Posted a 6.48 ERA (12er, 16.2ip) with 16 strikeouts and a .258 opponent average across nine appearances in August.
- ▶ Batters are 9-for-62 (.145) with 17 strikeouts off his sweeper.
- ▶ Has recorded at least four outs in 18 of 30 MLB games this season...pitched 2.0 innings in 11 of 19 games at Triple-A.

#76 SPENCER BIVENS ▶ RHP (BIV-ens)

Pitch Arsenal: Sinker, Cutter, Changeup, Slider  
Last Game: 9/27 vs. COL; SV, 0.2ip, k, hb (15 pitches)

- ▶ Has a 3.12 ERA (9er, 26.0ip) in his last 18 games dating to July 30.
- ▶ His 53 appearances this season are approaching his pro career high from last season (54 between Triple-A and SF).
- ▶ Recorded at least four outs in 25 of his 53 games this year...has thrown 2.0+ innings in 17 of his 53 games.
- ▶ Opponents are hitting .327 (32x98) off him with RISP.
- ▶ Originally signed by SF in 2022 out of the Independent Atlantic League...Bivens' career arc took him through France, the Czech Republic and multiple Indy ball teams before signing with SF.

#34 JT BRUBAKER ▶ RHP (BROO-bay-kerr)

Pitch Arsenal: Sinker, Slider, Changeup, Curveball, 4-Seam FB  
Last Game: 9/24 vs. STL; GS, 4.0ip, 4h, 2r, 2er, bb, 4k (68 pitches)

- ▶ Started Wednesday's game for SF...it marked his first MLB start since October 4, 2022 vs. St. Louis (with Pittsburgh).
- ▶ Hasn't allowed HR in his last 31.1 MLB innings dating to Oct. 4, 2022.
- ▶ Selected from Triple-A Sacramento on September 1 and has made five appearances with SF this year (12.2ip, 13h, 6r, 6er, 3bb, 12k).
- ▶ Started the season with the Yankees organization and began the year on the IL with broken ribs...made six starts on a rehab assignment and then appeared in 12 games with New York (3.38 ERA, 6er, 16.0ip) before being designated for assignment on Aug. 5...signed a minor league contract w/SF Aug. 13.
- ▶ Went 1-0 with a 1.64 ERA (2er, 11.0ip) in three games/two starts with Triple-A Sacramento.
- ▶ Missed all of 2023 and most of 2024 while recovering from Tommy John surgery.

#70 JOSÉ BUTTÓ ▶ RHP (boo-TOH)

Pitch Arsenal: 4-Seam FB, Slider, Sinker, Changeup, Sweeper  
Last Game: 9/24 vs. STL; W, BS, 0.2ip, bb, k (13 pitches)

- ▶ Has made 20 appearances with SF, logging 4.66 ERA (10er, 19.1ip).
- ▶ Batters are 11x32 (.344) off him this month with five XBH.
- ▶ Buttó's 54 appearances this year are by far a career-high after being used as a primarily as a starter prior to last season.
- ▶ Allowed eight of 16 inherited runners to score since joining SF.
- ▶ Acquired on July 30 from the Mets as part of the return package for RHP Tyler Rogers.

#93 MATT GAGE ▶ LHP

Pitch Arsenal: Slider, 4 Seam FB, Sinker, Changeup, Curveball, Sweeper  
Last Game: 9/24 vs. STL; 0.1ip, 2h, r, er, k (12 pitches)

- ▶ Has given up six runs on nine hits and three walks (2.25 WHIP) over his last seven outings (5.1ip) for a 10.13 ERA...had a 2.25 ERA in 20 outings prior (20.0ip) since joining SF on July 18.
- ▶ Has a 8.03 ERA (11er, 12.1ip) in his last 17 outings dating to August 15 (20 hits, seven walks, 14 strikeouts, .357 BAA).
- ▶ Hasn't allowed a HR in his last 33.2 innings dating to June 11, 2023.
- ▶ Has allowed nine of his 19 inherited runners to score since joining SF after the All-Star break (selected from Triple-A on July 18).
- ▶ Served as the opener twice for SF...has worked 2.0 hitless, scoreless innings with two strikeouts in the two starts.
- ▶ Signed a minor league deal with SF on July 2 after spending the majority of the season in the Detroit organization.

#57 JOEY LUCCHESI ▶ LHP (loo-KAY-see)

Pitch Arsenal: 4-Seam FB, Cutter, Churve, Splitter, Sinker  
Last Game: 9/23 vs. STL; 0.2ip, 2h, 3r, 3er, bb, k, hr (27 pitches)

- ▶ Allowed six runs (five earned) over his last five games dating to Sept. 15...all of the runs have come in two of those five outings.
- ▶ Overall, has appeared in 38 games for SF, allowing 17 runs (16er) in 38.1 innings (3.76 ERA) with 31 strikeouts and 12 walks since having his contract selected from Triple-A on June 15.
- ▶ Is working exclusively out of the 'pen for the first time in his career.
- ▶ Opponents have a 31.7% hard hit rate off him this season, his lowest in a full season and down from 54.8% last year with NYM.

#72 TREVOR McDONALD ▶ RHP

Pitch Arsenal: 4-Seam FB, Sinker, Curveball, Changeup  
Last Game: 9/26 vs. COL; W, 7.0ip, 5h, 3r, 3er, 10k, hr (89 pitches) (GS)

- ▶ Made his second career start on Friday...earned his first career win and recorded the first double digit strikeout game of his career.
- ▶ Became one of five Giants in the SF era to have a 10+ strikeout game in career game No. 4 or fewer, joining **Kyle Harrison** (2023), **Tim Lincecum** (2007), **Shawn Estes** (1996) and **Juan Marichal** (1960).
- ▶ Made his first MLB start on September 21 at LAD...joined **Justin Verlander** as the only two Giants this season to pitch at least 6.0 innings and allow zero or one run in a start against LAD this year.
- ▶ Had spent majority of this season with Triple-A Sacramento, going 9-9 with a 5.31 ERA (84er, 142.1ip) in 29 games/24 starts...he registered 144 strikeouts against 62 walks.

#63 JOEL PEGUERO ▶ RHP (jo-EL peh-GAIR-oh)

Pitch Arsenal: 4 Seam FB, Sinker, Slider, Changeup  
Last Game: 9/27 vs. COL; 1.0ip, bb (9 pitches)

- ▶ Had his contract selected from Triple-A on August 21.
- ▶ Has not allowed a run in his last four appearances (4.0ip, h, bb, k) dating to Sept. 22...allowed seven runs (six earned) on seven hits with five walks and two strikeouts in 4 apps from Sept. 14-20.
- ▶ In 17 games with SF he's struck out 17, walked eight and allowed six earned runs in 22.1 innings (2.42 ERA).
- ▶ Has thrown 105 pitches at 100 mph or faster (out of 315 pitches).
- ▶ Made his Major League debut on August 21 in San Diego.

#77 CARSON SEYMOUR ▶ RHP

Pitch Arsenal: 4-Seam FB, Sinker, Curveball, Slider, Changeup  
Last Game: 9/24 vs. STL; 3.0ip, bb, 4k (42 pitches)

- ▶ Is back in the bullpen after making three turns through the rotation...had an 8.68 ERA (9er, 9.1ip) in the three starts.
- ▶ Has pitched to a 3.38 ERA (10er, 26.2ip) in 13 games out of the bullpen for SF at the MLB level this year.
- ▶ Also has fared much better on the road (3.18 ERA in seven games, one start) than at home (6.16 ERA in nine games, two starts).
- ▶ Permitted nine homers in 36.0 innings with SF this year.

#74 RYAN WALKER ▶ RHP

Pitch Arsenal: Sinker, Slider  
Last Game: 9/27 vs. COL; 0.1ip, 2h, r, er, bb, hr (15 pitches)

- ▶ Allowed seven runs on 15 hits (.395 BAA) in 8.0 innings (11 games) this month (7.88 ERA)...is 0-3-5 in that time.
- ▶ This season he's converted 17-of-24 save opportunities and has a 7.20 ERA (16er, 20.0ip) in save situations.
- ▶ Has been more effective at home (2.35 ERA and a .221 BAA in 34g).
- ▶ Has stranded 15 of his 23 inherited runners this season.

GIANTS BULLPEN PITCHES THROWN - LAST 5 DAYS

Pitcher	Sat	Fri	Thur	Wed	Tues
Tristan Beck (R)	7	--	--	11	--
Spencer Bivens (R)	15	--	--	--	14
JT Brubaker (R)	--	--	--	68 (GS)	--
José Buttó (R)	--	--	--	13	--
Matt Gage (L)	--	--	--	--	--
Joey Lucchesi (L)	--	--	--	12	27
Trevor McDonald (R)	--	89 (GS)	--	--	--
Joel Peguero (R)	9	14	--	--	7
Carson Seymour (R)	--	--	--	42	--
Ryan Walker (R)	15	14	--	--	27

BATTERS INFORMATION

#2 WILLY ADAMES ▶ IF (ah-DAH-mess)

**Yesterday:** 0x4, k **Hit Streak:** -1 (0x4)  
**COL Series:** 1x7, 2r, hr, 2rbi, hbp, bb, 2k (2g) **Last HR:** 9/26 vs. COL  
**Homestand:** 4x21, 3r, 2b, hr, 3rbi, hbp, bb, 4k, sb, cs (5g)

▶ Is 10-for-58 (.172) with five RBI in his last 16 games dating to Sept. 10.  
▶ Leads the club with 29 home runs and 12 stolen bases...could become the first shortstop to lead the Giants in both categories in a season since **George Davis** in 1897.  
▶ His 29 HRs are the most by a Giants' RHB since **Jeff Kent**'s 37 in 2002.  
▶ Needs one homer to become the first Giant with 30 HRs since **Barry Bonds** in 2004.  
▶ His 24 HRs since June 10 are tied for 4th-most in the NL in that span.  
▶ His 29 homers as a shortstop are second-most in the Majors this season behind Francisco Lindor (30)...his 86 RBI are second-most.  
▶ Hitting .405 (15x37) with six HRs and 14 RBI in 11g vs. COL this year.  
▶ Appeared in 159 of SF's 161 games this season and has made his 157 starts at shortstop...it's the second-most games by a Giants SS in franchise history behind only **José Pagán** (164 games) in 1962.

#14 PATRICK BAILEY ▶ C

**Yesterday:** -- **Hit Streak:** -1 (0x4)  
**COL Series:** 0x4 (1g) **Last HR:** 9/12 vs. LAD  
**Homestand:** 4x12, 3r, 2b, 2rbi (4g)

▶ Is 8-for-28 (.286) with three RBI in his last nine games.  
▶ Is 20x69 (.290) with 14 runs and four HRs in 23g this month.  
▶ Very well could win his second Gold Glove this year...behind the plate, Bailey leads MLB with +25 Catcher Framing Runs overall...he's worth +14 on balls outside the zone (turning them into strikes), nearly twice as many as any other catcher, and +11 in the strike zone (keeping strikes a strike).  
▶ Also ranks among MLB's best in Defensive Runs Saved (+19, 1st), shadow strike rate (47.7%, 2nd) and pop time to 2B (1.86s, T-1st).

#26 MATT CHAPMAN ▶ IF

**Yesterday:** 0x2, r, bb **Hit Streak:** -1 (0x2)  
**COL Series:** 1x6, r, 2bb (2g) **Last HR:** 9/8 vs. ARI  
**Homestand:** 3x14, 3r, 2b, rbi, 2bb, 2k, sf (4g)

▶ Lined the 1,000th hit of his career on Friday.  
▶ Is just 5x42 (.119) in his last 12 games with 12 strikeouts.  
▶ His 48 homers are tied with **Johnny Mize** for fourth-most through a Giants' first two seasons with the team (*Stats, LLC*).  
▶ Since the start of last season, the Giants are 59-24 when Chapman records an RBI in a game and 34-10 when he homers.

#16 RAFAEL DEVERS ▶ IF

**Yesterday:** 1x4, 2b, rbi, k **Hit Streak:** 7 (7x26)  
**COL Series:** 2x6, r, 2 2b, rbi, 3bb, k (2g) **Last HR:** 9/24 vs. STL  
**Homestand:** 5x18, 3r, 2 2b, 2hr, 3rbi, 5bb, 5k (5g)

▶ Lined his first career Splash Hit on Wednesday (108th by a Giant).  
▶ Hitting .198 (18x91) in 24g this month but is 7-for-his-last-26.  
▶ Is one of five players this year w/100 RBI and 100 BBs (also: Schwarber, Judge, Soto, Ohtani)...Devers was first to do it this season.  
▶ Is averaging career-bests in walk rate (15.4%) & hard hit rate (55.8%).

#78 BRYCE ELDRIDGE ▶ IF

**Yesterday:** -- **Hit Streak:** -1 (0x2)  
**COL Series:** 0x2, rbi, bb, 2k, sf (1g) **Last HR:** --  
**Homestand:** 2x11, 2b, rbi, 4bb, 5k, sf (4g)

▶ Recorded his first career multi-hit game on Wednesday.  
▶ 10 of Eldridge's 15 batted balls w/SF have been hit 99mph or higher...nine of the 15 have been 100 mph or greater.  
▶ Made his home debut Monday...at 20 years and 337 days old, he was the youngest SF position player to play at Oracle Park and youngest SF player since **Madison Bumgarner** (20yr, 330d) on June 27, 2010.  
▶ Collected his first MLB hit Saturday with a three-run double in 1st inning...became the first Giants player to have a three-run double as his first career hit since RBI became official in 1920.  
▶ 20-year-old was selected to the ML roster on Sept. 15.  
▶ Became the youngest Giant to make his MLB debut (20 years, 330 days) since **Madison Bumgarner** did so at 20y, 38d on Sept. 8, 2009.  
▶ SF's top prospect is the #13 overall prospect according to *MLB Pipeline* and the game's #19 prospect according to *Baseball America*.  
▶ In 66 games at Triple-A this year he slashed .249/.322/.514 (.836 OPS) with 13 doubles, 18 homers and 63 RBI.  
▶ He owned a 63.5% hard-hit rate at AAA this season, tops in Triple-A among players with at least 250 plate appearances.

#59 JERAR ENCARNACION ▶ IF/OF

**Yesterday:** 0x2 **Hit Streak:** -2 (0x6)  
**COL Series:** 0x2 (1g) **Last HR:** 8/6 at PIT  
**Homestand:** 0x6, 2k (2g)

▶ Is 6x25(.240) with two doubles and five RBI in nine games since coming off the IL on September 13 (right hamstring strain).  
▶ Missed 131 games across three IL stints this season...missed the first 59g w/a left hand fracture & 40g with a left oblique strain (6/17-8/8).

#41 WILMER FLORES ▶ IF

**Yesterday:** 1x3, r, k **Hit Streak:** 1 (1x3)  
**COL Series:** 1x3, r, k (1g) **Last HR:** 9/16 at ARI  
**Homestand:** 1x5, r, 3k (3g)

▶ His 71 RBI match his career-high from 2022.  
▶ Is 6x17 with two doubles, four RBI and a walk as a pinch hitter.  
▶ Batting .333 (36x108) with seven HRs and 58 RBI with RISP...the .333 average w/ RISP is tied for seventh-best in the NL.  
▶ SF is 31-13 this season when he has an RBI & 11-3 when he homers.

#61 DREW GILBERT ▶ OF

**Yesterday:** 0x1 off the bench **Hit Streak:** -2 (0x5)  
**COL Series:** 0x1 (2g) **Last HR:** 9/3 at COL  
**Homestand:** 1x9, r, 2k (4g)

▶ Is 7x53 (.132) in last 20 games dating to Sept. 2.  
▶ Is 19x99 (.192) with nine XBHs & 13 RBI in 38 games w/SF.  
▶ His jumps in the OF have registered at 2.2 feet above MLB average.  
▶ Acquired from the Mets on July 30 in the RHP Tyler Rogers trade.

#21 ANDREW KNIZNER ▶ C

(KIZZ-ner)

**Yesterday:** 0x2, r, bb **Hit Streak:** -1 (0x2)  
**COL Series:** 0x2, r, bb (1g) **Last HR:** 6/13 at LAD  
**Homestand:** 1x4, r, 3b, 2rbi, 2bb, sf (2g)

▶ Lined his first career triple on Wednesday.  
▶ Has struck out just once in his last 26 plate appearances (9 games).  
▶ Is 14x48 (.292) with seven runs and four RBI in his last 22 games.  
▶ Is 17x77 (.221) with a homer and five RBI in 33g for SF (28 starts).

#50 CHRISTIAN KOSS ▶ IF

(KAWSS)

**Yesterday:** -- **Hit Streak:** 4 (5x11)  
**COL Series:** -- **Last HR:** 8/5 at PIT  
**Homestand:** 2x6, 3r, rbi, 2bb, sb (3g)

▶ Is 11x31 (.355) in his last 13 games.  
▶ Owns an .823 OPS with seven XBH and 17 RBI in 38 home games...has a .563 OPS with five XBH and six RBI in 35 road games.  
▶ Has appeared in games at 2B (45), 3B (13), SS (6) and pitcher (4).

#51 JUNG HOO LEE ▶ OF

(jung who)

**Yesterday:** 0x3, 2k **Hit Streak:** -1 (0x3)  
**COL Series:** 3x7, r, 3b, 2k (2g) **Last HR:** 9/8 vs. ARI  
**Homestand:** 5x15, r, 2b, 3b, rbi, 4k (4g)

▶ Is 7-for-23 (.304) in his last 6 games...was hitless in 20 at-bats prior.  
▶ Is the fifth Giant in SF history with 30+ 2B and 10+ 3B in a season.  
▶ When Lee scores a run this year SF is 38-17.  
▶ His 12 triples are third-most in MLB and most by a Giant in a single season since **Ángel Pagán** had 15 in 2012.  
▶ His 11.6% strikeout rate ranks in the top 6% of MLB.  
▶ Played in 149 games, the most he's played in his career (incl. KBO).

#58 GRANT McCRAY ▶ OF

**Yesterday:** 0x0 off the bench **Hit Streak:** -7 (0x16)  
**COL Series:** 0x2, r, 2bb, k (2g) **Last HR:** 9/7/24 at SD  
**Homestand:** 0x2, r, 2bb, k (4g)

▶ Recalled from Triple-A on Sept. 1...made his first start since then on Friday and appeared in 10g for defense.  
▶ His 101.7 mph outfield assist in the 10th inning on Sept. 12 was the hardest thrown OF assist by a Giant in the *Statcast* era (since 2015).  
▶ Hit .250 (111x444) with 19 doubles, five triples, 15 home runs, 71 RBI and 55 walks in 110 games with the River Cats this year.

#17 HELIOT RAMOS ▶ OF

(Elliott)

**Yesterday:** 1x4, k **Hit Streak:** 5 (7x24)  
**COL Series:** 2x9, r, hr, 3rbi, k (2g) **Last HR:** 9/26 vs. COL  
**Homestand:** 7x24, 4r, 3hr, 7rbi, 4k (5g)

▶ Is the first Giant to hit 21 homers as a LF since **Barry Bonds** in 2007...his 41 multi-hit games are most by a Giant since **Posey** in 2017 (47).  
▶ Homered in four of his last eight games.  
▶ Worth -9 outs above average in LF, the second-worst mark among left fielders in MLB...his nine errors are most by a LF in MLB.  
▶ 16 of his 21 homers have come vs. RHP.  
▶ Has started 155 of the SF's 161 games, 152 in LF and three as DH.  
▶ His 17 HBP's are fifth-most in MLB.  
▶ Has five leadoff homers this season...is one of two in SF history to have 5+ leadoff HR in same season as a RH batter, joining **Bobby Bonds** who did so three times (11, 1973; 5, 1969; 5, 1970).

#10 CASEY SCHMITT ▶ IF

**Yesterday:** 1x3, r, hr, 3rbi, k **Hit Streak:** 1 (1x3)  
**COL Series:** 1x7, r, hr, 3rbi, k (2g) **Last HR:** 9/27 vs. COL  
**Homestand:** 5x15, 3r, 2b, hr, 3rbi, 3k (4g)

▶ Is 8x41 (.195) in his past 12 games but is 5-for-his-last-15.  
▶ Is batting .261 (18x69) with six HRs and 34 RBI w/RISP.  
▶ Has a .765 OPS against RHPs with 10 homers and a .601 OPS vs. LHP with two homers.  
▶ Has made 86 starts (12 at 1st, 49 at 2B, 23 at 3rd, 1 at SS, 1 at DH).

GIANTS RUN INFORMATION										
Team	1	2	3	4	5	6	7	8	9	10+
Giants	91	72	76	75	84	100	63	57	55	28
Opponents	75	75	82	68	111	94	60	53	52	14

WALK-OFF WINS (11)		
Player	Date	Play Result
Willy Adames	4/4 vs. SEA	Single
Wilmer Flores	4/6 vs. SEA	Single
Mike Yastrzemski	4/9 vs. CIN	Home Run
Patrick Bailey	4/26 vs. TEX	Single
Heliot Ramos	4/27 vs. TEX	Single
Wilmer Flores	5/17 vs. ATH	Walk
Tyler Fitzgerald	6/6 vs. ATL	Wild Pitch
Matt Chapman	6/7 vs. ATL	Home Run
Patrick Bailey	7/8 vs. PHI	Home Run
Jung Hoo Lee	8/28 vs. CHC	Single
Patrick Bailey	9/12 vs. LAD	Home Run

WALK-OFF LOSSES (7)		
Player	Date	Play Result
Jo Adell	4/20 at LAA	Double
DaShawn Keirse <span>y</span> Jr.	5/11 at MIN	Single
Orlando Arcia	6/12 at COL	Single
Isiah Kiner-Falefa	8/4 at PIT	Fielder's Choice
William Contreras	8/22 at MIL	Home Run
Jordan Walker	9/6 at STL	Double
Jordan Lawlar	9/16 at AZ	Single

CAREER GAME-ENDING HITS & WALK-OFF RBI		
Player	Hits (Last)	RBI (last)
Adames	6 (4/4/25 vs. SEA, 1B)	6 (4/4/25 vs. SEA, 1B)
Bailey	6 (9/12/25 vs. LAD, GSHR)	6 (9/12/25 vs. LAD, GSHR)
Chapman	4 (6/7/25 vs. ATL, HR)	4 (6/7/25 vs. ATL, HR)
Devers	5 (5/24/25 vs. BAL)	5 (5/24/25 vs. BAL)
Encarnacion	--	--
Flores	9 (4/6/25 vs. SEA, 1B)	14 (5/17/25 vs. ATH, BB)
Knizner	--	--
Koss	--	--
Lee	1 (8/28/25 vs. CHC, 1B)	1 (8/28/25 vs. CHC, 1B)
Ramos	--	--
Smith	2 (6/25/21 vs. PHI, 1B)	2 (6/25/21 vs. PHI, 1B)

GIANTS CAREER MILESTONES TRACKER			
Player	Stat	Total	Approaching
Adames	Doubles	194	200
Bivens	Strikeouts	95	100
Buttó	Games	94	100
Devers	Doubles	288	300
Knizner	RBI	90	100
Ramos	Hits	299	300
Ramos	Walks	94	100
Webb	Strikeouts	986	1,000

CATCHER'S LOG					
Catcher	Inn	CS	SB	CS%	PB
Patrick Bailey	1020.2	27	60	31.0%	8
Andrew Knizner	234.0	4	14	22.2%	0
Sam Huff	148.1	7	17	29.2%	1
Logan Porter	21.2	0	0	-	0
Total	1424.2	38	91	29.5%	9

OUTFIELD ASSISTS (24)	
Player	Total
Mike Yastrzemski	9
Jung Hoo Lee	7
Heliot Ramos	5
Jerar Encarnacion	1
Drew Gilbert	1
Grant McCray	1

2025 INSTANT REPLAY INFORMATION				
Team	Challenges	Won	Lost	Rate
Giants	45	26	19	58%
Opponents	42	24	18	57%

GIANTS EJECTIONS (7)		
Date	Player/Coach	Umpire
5/11 @ MIN	Bob Melvin	Ramon De Jesus
5/27 @ DET	Bob Melvin	Tony Randazzo
6/30 @ AZ	Bob Melvin	Quinn Wolcott
7/20 @ TOR	Justin Verlander	Chad Whitson
9/2 @ COL	Matt Chapman	Phil Cuzzi
9/2 @ COL	Willy Adames	Phil Cuzzi
9/3 @ COL	Bob Melvin	Dan Bellino

2025 GIANTS RECORD WHEN...			
Overall .....	80-81	Series Opener at Home .....	12-14
Home .....	41-39	Series Opener on Road .....	13-13
Road .....	39-42	By Series .....	24-24-3
Day .....	33-33	By Home Series .....	11-13-1
Night .....	47-48	By Road Series .....	13-11-2
Current Streak .....	W3	Rubber Games .....	13-9
Last 5 Games .....	3-2	Sweeps/Were Swept .....	6-8
Last 10 Games .....	5-5	Scored First .....	54-31
March .....	3-1	Opponent Scored First .....	26-50
April .....	16-11	1-run games .....	28-30
May .....	13-14	1 or 2 run games .....	41-50
June .....	13-14	Comeback Wins .....	38-38
July .....	9-15	Last AB Wins .....	23-14
August .....	14-14	Walkoff Wins .....	11-7
September .....	12-12	Extra Innings .....	9-6
Vs. LHSP .....	17-28	Led After 6 .....	57-10
Vs. RHSP .....	63-53	Led After 7 .....	59-8
Series Opener .....	25-27	Led After 8 .....	63-6
Tied After 6 .....	10-11	Hit 2+ HR .....	36-9
Tied After 7 .....	9-8	Scored 3 or Fewer Runs .....	17-54
Tied After 8 .....	11-5	Scored 4 or More Runs .....	63-27
Behind After 6 .....	12-60	Scored 5 or More Runs .....	49-17
Behind After 7 .....	11-65	Allowed 3 or Fewer Runs .....	58-24
Behind After 8 .....	5-70	Allowed 4 or More Runs .....	22-57
Division Games .....	23-28	Allowed 5 or More Runs .....	14-48
Vs. Other Divisions .....	57-53	More Hits than Opponent .....	46-15
Vs. A.L. Teams .....	24-24	Fewer Hits than Opponent .....	28-62
Vs. N.L. Teams .....	56-57	Committed No Errors .....	52-36
Vs. A.L. East .....	7-8	Committed 1 or More Errors ..	28-45
Vs. A.L. Central .....	3-12	Before All-star Game .....	52-45
Vs. A.L. West .....	14-4	After All-star Game .....	28-36
Vs. N.L. East .....	16-15	Starter Goes at least 5 inn .....	66-44
Vs. N.L. Central .....	17-14	Starter Goes at least 6 inn .....	36-31
Vs. N.L. West .....	23-28	Starter Goes at least 7 inn .....	16-8
Hit 0 HR .....	19-36		
Hit 1+ HR .....	61-45		



HOME RUN BREAKDOWNS

Player	Total	RUNNERS ON				SPLITS				SCORE			STATCAST MAX			
		0	1	2	3	vL	vR	Home	Away	Tied Game	Go Ahead	Team W-L	EV (mph)	Distance (ft)	Bat Speed (mph)	Last HR
Willy Adames	29	21	7	1	-	10	19	12	17	2	13	15-10	110.2	452	76.3	9/26 vs. COL
Patrick Bailey	6	3	1	1	1	1	5	5	1	-	2	5-1	106.5	414	75.6	9/12 vs. LAD
Matt Chapman	21	9	10	1	1	3	18	12	9	1	5	14-5	110.7	450	83.3	9/8 vs. AZ
Rafael Devers	19	13	3	3	-	4	15	10	9	2	8	11-6	114.5	438	81.2	9/24 vs. STL
Bryce Eldridge	-	-	-	-	-	-	-	-	-	-	-	-	-	-	-	-
Jerar Encarnacion	2	2	-	-	-	1	1	-	2	1	-	2-0	111.4	442	79.0	8/6 @ PIT
Wilmer Flores	16	7	4	4	1	6	10	7	9	2	7	11-3	106.8	413	70.3	9/16 @ AZ
Drew Gilbert	3	2	1	-	-	-	3	1	2	-	-	3-0	109.8	407	73.8	9/3 @ COL
Andrew Knizner	1	1	-	-	-	1	-	-	1	-	-	1-0	106.5	397	73.5	6/13 @ LAD
Christian Koss	3	-	2	-	1	-	3	2	1	-	2	2-1	107.6	419	77.1	8/5 @ PIT
Jung Hoo Lee	8	2	3	3	-	3	5	3	5	-	3	5-2	105.4	406	78.1	9/8 vs. AZ
Grant McCray	-	-	-	-	-	-	-	-	-	-	-	-	-	-	-	-
Heliot Ramos	21	13	7	1	-	5	16	11	10	-	9	10-11	112.8	439	81.2	9/26 vs. COL
Casey Schmitt	12	6	1	3	2	2	10	3	9	1	2	9-3	111.6	423	81.4	9/27 vs. COL
Team Totals	171	96	48	21	6	44	127	78	93	-	-	-	114.5	452	83.3	-
Opponent Totals	143	85	45	12	1	37	106	74	69	-	-	-	115.4	484	85.6	-

2-HOMER GAMES (10)

Player (Career)	Date
Jung Hoo Lee (1)	4/13 @ NYY
Willy Adames (8)	5/4 vs. COL
Wilmer Flores (10)	5/16 vs. ATH
Willy Adames (9)	7/19 at TOR
Rafael Devers (20)	7/23 at ATL
Matt Chapman (13)	7/27 vs. NYM
Willy Adames (10)	8/22 at MIL
Rafael Devers (21)	8/27 vs. CHC
Willy Adames (11)	8/28 vs. CHC
Matt Chapman (14)	9/3 at COL

3-HOMER GAMES (1)

Player (Career)	Date
Wilmer Flores (1)	5/16 vs. ATH

GRAND SLAMS (6)

Player (Career)	Date
Matt Chapman (3)	5/3 vs. COL
Wilmer Flores (7)	5/16 vs. ATH
Christian Koss (1)	5/13 vs. AZ
Casey Schmitt (1)	6/13 @ LAD
Casey Schmitt (2)	6/14 @ LAD
Patrick Bailey (1)	9/12 vs. LAD (wo)

LEADOFF HOME RUNS (8)

Player (Career)	Date
Heliot Ramos (1)	5/1 vs. COL
Heliot Ramos (2)	5/18 vs. ATH
Mike Yastrzemski (6)	6/25 vs. MIA
Mike Yastrzemski (7)	7/2 at AZ
Heliot Ramos (3)	8/18 at SD
Jung Hoo Lee (2)	8/19 at SD
Heliot Ramos (4)	9/19 at LAD
Heliot Ramos (5)	9/22 vs. STL

WALK-OFF HOME RUNS (4)

Player (Career)	Date
Mike Yastrzemski (5)	4/9 vs. CIN
Matt Chapman (3)	6/7 vs. ATL
Patrick Bailey (3)	7/8 vs. PHI (IP)
Patrick Bailey (4)	9/12 vs. LAD (GS)

BACK-TO-BACK HOMERS (4)

Player	Date
Gilbert/Fitzgerald	8/17 vs. TB
Ramos/Devers	8/18 at SD
Devers/Adames	8/21 at SD
Devers/Adames	9/5 at STL

SPLASH HIT HOME RUNS (3)

Player (Career)	Date
Mike Yastrzemski (7)	4/9 vs. CIN (10th)
Dominic Smith (1)	8/29 vs. BAL (4th)
Rafael Devers (1)	9/24 vs. STL (3rd)

PINCH-HIT HOMERS (3)

Player (Career)	Date
LaMonte Wade Jr. (2)	4/2 @ HOU
Daniel Johnson (2)	6/15 @ LAD
Luis Matos (1)	7/13 vs. LAD

INSIDE-THE-PARK HOMERS (1)

Player (Career)	Date
Patrick Bailey (1)	7/8 vs. PHI (WO)

TOP-5 HR BY EXIT VELOCITY (MPH)

PLAYER	STAT	DATE
Rafael Devers	114.5	9/1 @ COL
Heliot Ramos	112.8	5/1 vs. COL
Casey Schmitt	111.6	6/22 vs. BOS
Heliot Ramos	111.4	5/28 @ DET
Jerar Encarnacion	111.4	8/6 @ PIT

TOP-5 HR BY DISTANCE (FT)

PLAYER	STAT	DATE
Willy Adames	452	6/11 @ COL
Matt Chapman	450	9/3 @ COL
Jerar Encarnacion	442	8/6 @ PIT
Heliot Ramos	439	9/26 vs. COL
Willy Adames	439	6/10 @ COL

TOP-5 HR BY BAT SPEED (MPH)

PLAYER	STAT	DATE
Matt Chapman	83.3	4/17 @ PHI
Sam Huff	82.9	4/20 @ LAA
Casey Schmitt	81.4	6/22 vs. BOS
Heliot Ramos	81.2	8/18 @ SD
Rafael Devers	81.2	8/9 vs. WSH

DAY-BY-DAY

|--|--|--|--|--|--|--|--|--|--|--|--|--|--|--|--|--|--|--|--|--|--|--|--|--|--|--|--|--|--|--|--|--|--|--|--|--|--|--|--|--|--|--|--|--|--|--|--|--|--|--|--|--|--|--|--|--|--|--|--|--|--|--|--|--|--|--|--|--|--|--|--|--|--|--|--|--|--|--|--|--|--|--|--|--|--|--|--|--|--|--|--|--|--|--|--|--|--|--|--|--|--|--|--|--|--|--|--|--|--|--|--|--|--|--|--|--|--|--|--|--|--|--|--|--|--|--|--|--|--|--|--|--|--|--|--|--|--|--|--|--|--|--|--|--|--|--|--|--|--|--|--|--|--|--|--|--|--|--|--|--|--|--|--|--|--|--|--|--|--|--|--|--|--|--|--|--|--|--|--|--|--|--|--|--|--|--|--|--|--|--|--|--|--|--|--|--|--|--|--|--|--|--|--|--|--|--|--|--|--|--|--|--|--|--|--|--|--|--|--|--|--|--|--|--|--|--|--|--|--|--|--|--|--|--|--|--|--|--|--|--|--|--|--|--|--|--|--|--|--|--|--|--|--|--|--|--|--|--|--|--|--|--|--|--|--|--|--|--|--|--|--|--|--|--|--|--|--|--|--|--|--|--|--|--|--|--|--|--|--|--|--|--|--|--|--|--|--|--|--|--|--|--|--|--|--|--|--|--|--|--|--|--|--|--|--|--|--|--|--|--|--|--|--|--|--|--|--|--|--|--|--|--|--|--|--|--|--|--|--|--|--|--|--|--|--|--|--|--|--|--|--|--|--|--|--|--|--|--|--|--|--|--|--|--|--|--|--|--|--|--|--|--|--|--|--|--|--|--|--|--|--|--|--|--|--|--|--|--|--|--|--|--|--|--|--|--|--|--|--|--|--|--|--|--|--|--|--|--|--|--|--|--|--|--|--|--|--|--|--|--|--|--|--|--|--|--|--|--|--|--|--|--|--|--|--|--|--|--|--|--|--|--|--|--|--|--|--|--|--|--|--|--|--|--|--|--|--|--|--|--|--|--|--|--|--|--|--|--|--|--|--|--|--|--|--|--|--|--|--|--|--|--|--|--|--|--|--|--|--|--|--|--|--|--|--|--|--|--|--|--|--|--|--|--|--|--|--|--|--|--|--|--|--|--|--|--|--|--|--|--|--|--|--|--|--|--|--|--|--|--|--|--|--|--|--|--|--|--|--|--|--|--|--|--|--|--|--|--|--|--|--|--|--|--|--|--|--|--|--|--|--|--|--|--|--|--|--|--|--|--|--|--|--|--|--|--|--|--|--|--|--|--|--|--|--|--|--|--|--|--|--|--|--|--|--|--|--|--|--|--|--|--|--|--|--|--|--|--|--|--|--|--|--|--|--|--|--|--|--|--|--|--|--|--|--|--|--|--|--|--|--|--|--|--|--|--|--|--|--|--|--|--|--|--|--|--|--|--|--|--|--|--|--|--|--|--|--|--|--|--|--|--|--|--|--|--|--|--|--|--|--|--|--|--|--|--|--|--|--|--|--|--|--|--|--|--|--|--|--|--|--|--|--|--|--|--|--|--|--|--|--|--|--|--|--|--|--|--|--|--|--|--|--|--|--|--|--|--|--|--|--|--|--|--|--|--|--|--|--|--|--|--|--|--|--|--|--|--|--|--|--|--|--|--|--|--|--|--|--|--|--|--|--|--|--|--|--|--|--|--|--|--|--|--|--|--|--|--|--|--|--|--|--|--|--|--|--|--|--|--|--|--|--|--|--|--|--|--|--|--|--|--|--|--|--|--|--|--|--|--|--|--|--|--|--|--|--|--|--|--|--|--|--|--|--|--|--|--|--|--|--|--|--|--|--|--|--|--|--|--|--|--|--|--|--|--|--|--|--|--|--|--|--|--|--|--|--|--|--|--|--|--|--|--|--|--|--|--|--|--|--|--|--|--|--|--|--|--|--|--|--|--|--|--|--|--|--|--|--|--|--|--|--|--|--|--|--|--|--|--|--|--|--|--|--|--|--|--|--|--|--|--|--|--|--|--|--|--|--|--|--|--|--|--|--|--|--|--|--|--|--|--|--|--|--|--|--|--|--|--|--|--|--|--|--|--|--|--|--|--|--|--|--|--|--|--|--|--|--|--|--|--|--|--|--|--|--|--|--|--|--|--|--|--|--|--|--|--|--|--|--|--|--|--|--|--|--|--|--|--|--|--|--|--|--|--|--|--|--|--|--|--|--|--|--|--|--|--|--|--|--|--|--|--|--|--|--|--|--|--|--|--|--|--|--|--|--|--|--|--|--|--|--|--|--|--|--|--|--|--|--|--|--|--|--|--|--|--|--|--|--|--|--|--|--|--|--|--|--|--|--|--|--|--|--|--|--|--|--|--|--|--|--|--|--|--|--|--|--|--|--|--|--|--|--|--|--|--|--|--|--|--|--|--|--|--|--|--|--|--|--|--|--|--|--|--|--|--|--|--|--|--|--|--|--|--|--|--|--|--|--|--|--|--|--|--|--|--|--|--|--|--|--|--|--|--|--|--|--|--|--|--|--|--|--|--|--|--|--|--|--|--|--|--|--|--|--|--|--|--|--|--|--|--|--|--|--|--|--|--|--|--|--|--|--|--|--|--|--|--|--|--|--|--|--|--|--|--|--|--|--|--|--|--|--|--|--|--|--|--|--|--|--|--|--|--|--|--|--|--|--|--|--|--|--|--|--|--|--|--|--|--|--|--|--|--|--|--|--|--|--|--|--|--|--|--|--|--|--|--|--|--|--|--|--|--|--|--|--|--|--|--|--|--|--|--|--|--|--|--|--|--|--|--|--|--|--|--|--|--|--|--|--|--|--|--|--|--|--|--|--|--|--|--|--|--|--|--|--|--|--|--|--|--|--|--|--|--|--|--|--|--|--|--|--|--|--|--|--|--|--|--|--|--|--|--|--|--|--|--|--|--|--|--|--|--|--|--|--|--|--|--|--|--|--|--|--|--|--|--|--|--|--|--|--|--|--|--|--|--|--|--|--|--|--|--|--|--|--|--|--|--|--|--|--|--|--|--|--|--|--|--|--|--|--|--|--|--|--|--|--|--|--|--|--|--|



HIGHS & LOWS

TEAM BATTING	
Most At-Bats, Game	49, 4/4 vs. SEA
Most Plate Appearances, Game	56, 4/4 vs. SEA
Most Runs, Game	15, 8/29 vs. BAL
Most Runs, Inning	9, 5/6 @ CHC
Most Hits, Game	18, 2x, last: 9/5 @ STL
Most Hits, Inning	6, 2x, last: 8/31 vs. BAL
Fewest Hits, Game	1, 9/18 @ LAD
Most Doubles, Game	5, 2x, last: 8/15 vs. TB
Most Triples, Game	2, 2x, last: 7/11 vs. LAD
Most Extra-Base Hits, Game	8, 4/9 vs. CIN
Most Home Runs, Game	5, 9/8 vs. AZ
Most Home Runs, Inning	3, 8/18 @ SD
Most Total Bases, Game	29, 2x, last: 9/8 vs. AZ
Most RBI, Game	14, 2x, last: 8/29 vs. BAL
Most Stolen Bases, Game	4, 2x, last: 6/1 @ MIA
Most Caught Stealing, Game	2, 4/21 vs. MIL
Most Walks, Game	11, 4/11 @ NYY
Most Hit-By-Pitch, Game	3, 2x, last: 7/5 @ ATH
Most Strikeouts, Game	17, 3/27 @ CIN
Most Sac Hits, Game	2, 3x, last: 7/30 vs. PIT
Most Sac Flies, Game	2, 11x, last: 8/31 vs. BAL
Most GDP, Game	3, 6x, last: 8/21 @ SD
Most Left On Base, Game	16, 4/4 vs. SEA

TEAM PITCHING	
Most Innings Pitched, Game	11.0, 4x, last: 9/17 @ AZ
Most Runs Allowed, Game	13, 2x, last: 9/13 vs. LAD
Most Runs Allowed, Inning	8, 4/22 vs. MIL
Fewest Runs Allowed, Game	0, 6x, last: 8/8 vs. WSH
Most Hits Allowed, Game	18, 9/14 vs. LAD
Most Hits Allowed, Inning	7, 7/9 vs. PHI
Fewest Hits Allowed, Game	2, 2x, last: 6/13 @ LAD
Most Earned Runs Allowed, Game	13, 9/13 vs. LAD
Most Doubles Allowed, Game	6, 3x, last: 9/23 vs. STL
Most Triples Allowed, Game	3, 5/4 vs. COL
Most Home Runs Allowed, Game	4, 4x, last: 9/20 @ LAD
Most Stolen Bases Allowed, Game	3, 7x, last: 8/9 vs. WSH
Most Walks Allowed, Game	10, 6/14 @ LAD
Fewest Walks Allowed, Game	0, 10x, last: 9/26 vs. COL
Most Hit-By-Pitch, Game	3, 9/20 @ LAD
Most Strikeouts, Game	16, 2x, last: 5/28 @ DET

TEAM FIELDING	
Most Errors, Game	4, 5/5 @ CHC
Most Double Plays Turned, Game	3, 5x, last: 9/1 @ COL

TEAM MISCELLANEOUS	
Longest Game, Innings	11, 4x, last: 9/17 @ AZ
Longest Game, Time (9 Innings)	3:15, 9/13 vs. LAD
Longest Game, Time (Extra Innings)	4:03, 4/4 vs. SEA
Shortest Game, Time	1:52, 5/24 @ WSH
Largest Home Crowd	41,163, 7/25 vs. NYM
Smallest Home Crowd	26,699, 9/8 vs. AZ
Largest Road Crowd	53,980, 6/15 @ LAD
Smallest Road Crowd	10,361, 5/30 @ MIA
Largest Winning Margin	11, 8/31 vs. BAL
Largest Losing Margin	-13, 7/9 vs. PHI
Largest Comeback Win	5, 2x, last: 6/4 vs. SD
Largest Lead Blown In Loss	5, 2x, last: 9/23 vs. STL
Most Games Under .500	7, 1x, last: 8/22 (61-68)
Most Games Over .500	12, 2x, last: 6/13 (41-29)

INDIVIDUAL BATTING	
Most At-Bats	7, Willy Adames, 4/4 vs. SEA
Most Plate Appearances	7, 2x, last: Willy Adames, 4/4 vs. SEA
Most Runs	4, Rafael Devers, 8/27 vs. CHC
Most Hits	4, 10x, last: Jung Hoo Lee, 9/5 @ STL
Most Doubles	2, 13x, last: Dominic Smith, 9/5 @ STL
Most Triples	1, 28x, last: Jung Hoo Lee, 9/26 vs. COL
Most Extra-Base Hits	3, 7x, last: Matt Chapman, 9/3 @ COL
Most Home Runs	3, Wilmer Flores, 5/16 vs. ATH
Most Total Bases	12, Wilmer Flores, 5/16 vs. ATH
Most RBI	8, Wilmer Flores, 5/16 vs. ATH
Most Stolen Bases	2, 2x, last: Heliot Ramos, 6/1 @ MIA
Most Caught Stealing	1, 23x, last: Willy Adames, 9/24 vs. STL
Most Walks	3, 6x, last: Rafael Devers, 9/26 vs. COL
Most Hit-By-Pitch	1, 51x, last: Willy Adames, 9/26 vs. COL
Most Strikeouts	4, 7x, last: Rafael Devers, 9/19 @ LAD
Most Sac Hits	2, 2x, last: Tyler Fitzgerald, 6/22 vs. BOS
Most Sac Flies	2, 2x, last: Dominic Smith, 6/6 vs. ATL
Most GDP	2, 5x, last: Heliot Ramos, 9/17 @ AZ
Most Left On Base	8, Matt Chapman, 7/6 @ ATH

INDIVIDUAL PITCHING	
Most Innings Pitched	9.0, Robbie Ray, 7/3 @ AZ
Most Runs Allowed	7, 4x, last: Justin Verlander, 8/21 @ SD
Most Hits Allowed	11, 2x, last: Justin Verlander, 8/10 vs. WSH
Fewest Hits Allowed, Complete Game	3, Robbie Ray, 7/3 @ AZ
Most Earned Runs Allowed	7, 2x, last: Hayden Birdsong, 6/26 vs. MIA
Most Home Runs Allowed	3, 3x, last: Robbie Ray, 9/19 @ LAD
Most Walks Allowed	5, 9x, last: Kai-Wei Teng, 9/7 @ STL
Most Hit-By-Pitch	3, Kai-Wei Teng, 9/20 @ LAD
Most Strikeouts, Reliever	6, Tristan Beck, 8/30 vs. BAL
Most Strikeouts	12, Logan Webb, 4/18 @ LAA

THE LAST TIME...

FOR THE GIANTS	
<b>HITTING:</b>	
Hit for the Cycle .....	Pablo Sandoval, Sept. 15, 2011 at COL
Grand Slam .....	Patrick Bailey, September 12, 2025 vs. LAD (10th)
Inside-the-Park Home Run .....	Patrick Bailey, July 8, 2025 vs. PHI (9th) (WO)
Homers from both sides of plate .....	Pablo Sandoval, Sept. 20, 2012 vs. COL
Pinch-Hit Home Run .....	Luis Matos, July 13, 2025 vs. LAD (9th)
Pinch-Hit Grand Slam .....	J.D. Davis, June 17, 2023 at LAD (7th)
Home Run in first ML at-bat .....	Brett Pill, September. 6, 2011 at SD
Leadoff Home Run .....	Heliot Ramos, September 22, 2025 vs. STL
Walk-off Home Run .....	Patrick Bailey, September 12, 2025 vs. LAD (10th)
Walk-off Grand Slam .....	Patrick Bailey, September 12, 2025 vs. LAD (10th)
Consecutive Walk-off Wins .....	April 26-27, 2025 vs. TEX
Five-Hit Game .....	Alex Dickerson, Sept. 1, 2020 at COL
Six-Hit Game .....	Andrew McCutchen, April 7, 2018 vs. LAD
Seven-Hit Game .....	Brandon Crawford, Aug. 8, 2016 at MIA
Two Hits, One Inning .....	Heliot Ramos, May 6, 2025 at CHC (11th)
Two Home Runs, One Inning .....	Pablo Sandoval, Sept. 18, 2011 at COL (4th)
Two Home Runs, Game .....	Matt Chapman, September 3, 2025 at COL
Three Home Run Game .....	Wilmer Flores, May 16, 2025 vs. ATH
Four Home Run Game .....	Willie Mays, April 30, 1961 at MIL
Back-to-Back HRs .....	Rafael Devers/Willy Adames, September 5, 2025 at STL (1st)
Three Consecutive HRs .....	Flores/Haniger/Davis, September 8, 2023 vs. COL (6th)
Three Home Runs, One Inning .....	September 8, 2024 at SD (6th)
Four Home Runs, One Inning .....	April 3, 2023 at CWS (5th)
Five Home Runs, One Inning .....	Aug. 23, 1961 at CIN (9th)
"Splash Home Run" .....	Rafael Devers, September 24, 2025 vs. STL (3rd)
Walk-Off "Splash Hit" Homer .....	Mike Yastrzemski, April 9, 2025 vs. CIN (10th)
Total Number of Giants "Splash HR's" .....	108

<b>PITCHING:</b>	
A Perfect Game .....	Matt Cain, June 13, 2012 vs. HOU
No-Hitter .....	Blake Snell, August 2, 2024 at CIN
No-Hitter at Home .....	Tim Lincecum, June 25, 2014 vs. SD
CG, One-Hitter .....	Alex Cobb, August 29, 2023 vs. CIN
10+ Innings Pitched .....	Mike LaCoss, Aug. 16, 1987 vs. LA
15+ Strikeouts .....	Blake Snell, July 27, 2024 vs. COL (15) (G1)
Complete Game Shutout .....	Blake Snell, August 2, 2024 at CIN
Back-to-Back CG Victories .....	Webb/Snell, July 31-Aug 2, 2024 (vs. OAK/at CIN)
Back-to-Back Individual SHO Victories ..	Webb/Snell, July 31-Aug 2, 2024 (vs. OAK/at CIN)
Back-to-Back-to-Back Shutouts (Team) ..	May 19-21, 2015 vs. LAD

<b>MISCELLANEOUS:</b>	
Turn a Triple Play .....	May 30, 2008 vs. SD
Hit Into a Triple Play .....	Brandon Crawford, July 29, 2016 vs. WAS
Position Player Pitching .....	Christian Koss, August 30, 2025 vs. BAL (9th)
Three-or-more Steals, One Game .....	Tyler Fitzgerald, Aug. 8, 2024 at WSH
Straight Steal of Home .....	Omar Vizquel, June 13, 2008 vs. OAK (2nd)

AGAINST THE GIANTS	
<b>HITTING:</b>	
Hit for the Cycle .....	Eddie Rosario (ATL), Sept. 19, 2021 at SF
Grand Slam .....	Christian Yelich, April 22, 2025 vs. MIL (6th)
Inside-the-Park Home Run .....	Stuart Fairchild, May 10, 2024 vs. CIN (8th)
HRs from both sides of plate .....	Lance Berkman, April 13, 2006 vs. HOU
Pinch-Hit Home Run .....	Ryan O'Hearn, August 18, 2025 at SD (7th)
Pinch-Hit Grand Slam .....	Ty Kelly, Aug. 19, 2017 vs. PHI
Home Run in first ML at-bat .....	Adam Wainwright, May 24, 2006 vs. STL
Leadoff Home Run .....	Geraldo Perdomo, September 10, 2025 vs. ARI
Walk-off Home Run .....	William Contreras, August 22, 2025 at MIL (9th)
Walk-off Grand Slam .....	Howie Kendrick, Aug. 13, 2017 (GM 2) at WAS
Home Run by a Pitcher .....	Jake Arrieta, June 3, 2018 vs. PHI
Five-Hit Game .....	Nelson Cruz, April 29, 2023 at SD * (CDMX)
Six-Hit Game .....	Rondell White, June 11, 1995 vs. MON
Seven-Hit Game .....	None
Two Hits, One Inning .....	Jake Bauers, April 22, 2025 vs. MIL (6th)
Two Home Runs, One Inning .....	Mike Lansing, May 7, 1997 vs. MON
Two Home Runs, Game .....	Shohei Ohtani, June 15, 2025 at LAD
Three Home Run Game .....	Jack Suwinski, June 19, 2022 at PIT
Four Home Run Game .....	None
Back-to-Back HR .....	Shohei Ohtani/Mookie Betts, September 19, 2025 at LAD (5th)
Back-to-Back HR to lead off game .....	Mookie Betts/Max Muncy, June 28, 2021 at LAD
Three Consecutive HRs .....	Suárez/Winker/Dietrich, May 5, 2019 at CIN (1st)
Three Home Runs, One Inning .....	July 1, 2023 at NYM (3rd)
Four Home Runs, One Inning .....	May 20, 2001 at ATL (7th)
Five Home Runs, One Inning .....	None
"Splash Home Run" .....	Ronny Mauricio, July 27, 2025 vs. NYM (7th)
Total Number of "Splash HR's" .....	66

<b>PITCHING:</b>	
A Perfect Game .....	None
No-Hitter .....	Homer Bailey, July 2, 2013 at CIN
No-Hitter at SF .....	Kevin Brown, June 10, 1997 at SF
CG, One-Hitter .....	Germán Márquez, April 14, 2019 vs. COL
10+ Innings Pitched .....	Cliff Lee, April 18, 2012 vs. PHI (10)
15+ Strikeouts .....	Clayton Kershaw, Sept. 2, 2015 at LAD
Complete Game Shutout .....	Logan Gilbert, July 4, 2023 vs. SEA
Back-to-Back CG Wins .....	Kershaw/Rusin, Sept. 2-3, 2015 at LAD/at COL
Back-to-Back-Back Shutouts (Team) .....	April 7-8, 2025 (vs. CIN)

<b>MISCELLANEOUS:</b>	
Turn a Triple Play .....	(WAS), July 29, 2016 at AT&T Park (8th)
Hit Into a Triple Play .....	(SD), May 30, 2004 at AT&T Park (8th)
Position Player Pitching .....	Alex Jackson , August 31, 2025 vs. BAL (8th)
Three-or-more Steals, One Game .....	Dylan Moore, August 25, 2024 at SEA
Straight Steal of Home .....	Paul Lo Duca (LAD), June 24, 2004 at AT&T Park (4th)

ROCKIES PITCHERS VS. GIANTS

STATS UPDATED THROUGH SEPTEMBER 27, 2025 AND INCLUDE REGULAR & POSTSEASON STATS

vs. Zach Agnos

Career	BA	OBP	SLG	AB	H	2B	3B	HR	BB	K
Willy Adames	1.000	1.000	2.000	1	1	1	0	0	1	0
Patrick Bailey	.000	.000	.000	1	0	0	0	0	0	0
Wilmer Flores	-	.000	-	0	0	0	0	0	0	0
Andrew Knizner	-	1.000	-	0	0	0	0	0	1	0
Christian Koss	.000	.000	.000	1	0	0	0	0	0	0
Jung Hoo Lee	.000	.500	.000	1	0	0	0	0	1	0
Heliot Ramos	-	1.000	-	0	0	0	0	0	1	0
Casey Schmitt	1.000	1.000	4.000	1	1	0	0	1	0	0

vs. Angel Chivilli

Career	BA	OBP	SLG	AB	H	2B	3B	HR	BB	K
Willy Adames	.333	.333	.667	3	1	1	0	0	0	1
Patrick Bailey	.000	.000	.000	1	0	0	0	0	0	1
Matt Chapman	.000	.000	.000	2	0	0	0	0	0	1
Rafael Devers	.000	.000	.000	2	0	0	0	0	0	1
Wilmer Flores	.667	.667	1.667	3	2	0	0	1	0	0
Christian Koss	.000	.000	.000	2	0	0	0	0	0	0
Jung Hoo Lee	.000	.500	.000	1	0	0	0	0	1	0
Heliot Ramos	.000	.333	.000	2	0	0	0	0	0	1
Casey Schmitt	.000	.000	.000	1	0	0	0	0	0	1

vs. Jimmy Herget

Career	BA	OBP	SLG	AB	H	2B	3B	HR	BB	K
Willy Adames	1.000	1.000	1.000	1	1	0	0	0	1	0
Matt Chapman	.333	.500	.667	3	1	1	0	0	1	0
Rafael Devers	.500	.750	2.000	2	1	0	0	1	2	0
Wilmer Flores	.000	.000	.000	4	0	0	0	0	0	2
Jung Hoo Lee	.000	.000	.000	3	0	0	0	0	0	1
Grant McCray	.000	.000	.000	2	0	0	0	0	0	1
Heliot Ramos	.000	.000	.000	4	0	0	0	0	0	0
Casey Schmitt	.333	.500	.333	3	1	0	0	0	1	1

vs. Jaden Hill

Career	BA	OBP	SLG	AB	H	2B	3B	HR	BB	K
Willy Adames	.000	.000	.000	1	0	0	0	0	0	1
Patrick Bailey	.500	.500	2.000	2	1	0	0	1	0	0
Rafael Devers	.000	.500	.000	1	0	0	0	0	1	0
Bryce Eldridge	-	.000	-	0	0	0	0	0	0	0
Wilmer Flores	.000	.000	.000	1	0	0	0	0	0	1
Christian Koss	.000	.000	.000	1	0	0	0	0	0	0
Jung Hoo Lee	1.000	1.000	1.000	2	2	0	0	0	0	0
Grant McCray	-	1.000	-	0	0	0	0	0	1	0
Heliot Ramos	.000	.000	.000	2	0	0	0	0	0	1
Casey Schmitt	.000	.000	.000	1	0	0	0	0	0	0

vs. Juan Mejia

Career	BA	OBP	SLG	AB	H	2B	3B	HR	BB	K
Willy Adames	.000	.000	.000	3	0	0	0	0	0	3
Patrick Bailey	.000	.000	.000	3	0	0	0	0	0	1
Matt Chapman	.500	.667	2.000	2	1	0	0	1	1	0
Bryce Eldridge	.000	.000	.000	1	0	0	0	0	0	1
Wilmer Flores	.000	.000	.000	2	0	0	0	0	0	1
Drew Gilbert	1.000	1.000	4.000	1	1	0	0	1	0	0
Christian Koss	.000	.000	.000	1	0	0	0	0	0	0
Jung Hoo Lee	.333	.500	.333	3	1	0	0	0	1	0
Heliot Ramos	.000	.000	.000	1	0	0	0	0	0	1
Casey Schmitt	.000	.000	.000	2	0	0	0	0	0	0

vs. Anthony Molina

Career	BA	OBP	SLG	AB	H	2B	3B	HR	BB	K
Willy Adames	1.000	1.000	2.500	2	2	0	0	1	0	0
Patrick Bailey	.000	.000	.000	1	0	0	0	0	0	0
Matt Chapman	.400	.400	.600	5	2	1	0	0	0	1
Rafael Devers	.000	.500	.000	1	0	0	0	0	1	1
Drew Gilbert	1.000	1.000	1.000	1	1	0	0	0	0	0
Christian Koss	.000	.000	.000	2	0	0	0	0	0	0
Jung Hoo Lee	.500	.667	.500	2	1	0	0	0	1	0
Heliot Ramos	.000	.333	.000	2	0	0	0	0	1	1

vs. Luis Peralta

Career	BA	OBP	SLG	AB	H	2B	3B	HR	BB	K
Patrick Bailey	1.000	1.000	1.000	1	1	0	0	0	0	0
Rafael Devers	.000	.000	.000	1	0	0	0	0	0	0
Heliot Ramos	1.000	1.000	1.000	1	1	0	0	0	0	0
Casey Schmitt	-	1.000	-	0	0	0	0	0	1	0

vs. Victor Vodnik

Career	BA	OBP	SLG	AB	H	2B	3B	HR	BB	K
Willy Adames	.000	.000	.000	1	0	0	0	0	0	0
Patrick Bailey	.000	.000	.000	2	0	0	0	0	0	1
Matt Chapman	.500	.500	.500	4	2	0	0	0	0	0
Rafael Devers	1.000	.500	2.000	1	1	1	0	0	0	0
Wilmer Flores	.600	.600	.600	5	3	0	0	0	0	0
Drew Gilbert	.000	.000	.000	2	0	0	0	0	0	0
Andrew Knizner	-	1.000	-	0	0	0	0	0	1	0
Heliot Ramos	.333	.250	1.333	3	1	0	0	1	0	2

GIANTS PITCHERS VS. ROCKIES

STATS UPDATED THROUGH SEPTEMBER 27, 2025 AND INCLUDE REGULAR & POSTSEASON STATS

vs. Tristan Beck

Career	BA	OBP	SLG	AB	H	2B	3B	HR	BB	K
Orlando Arcia	.500	.500	.500	4	2	0	0	0	0	1
Jordan Beck	.000	.000	.000	1	0	0	0	0	0	0
Blaine Crim	.000	.000	.000	1	0	0	0	0	0	0
Brenton Doyle	.333	.333	.333	3	1	0	0	0	0	1
Kyle Farmer	.000	.000	.000	1	0	0	0	0	0	0
Tyler Freeman	-	.000	-	0	0	0	0	0	0	0
Hunter Goodman	.000	.000	.000	2	0	0	0	0	0	0
Mickey Moniak	.000	.000	.000	1	0	0	0	0	0	1
Ryan Ritter	1.000	1.000	3.000	1	1	0	1	0	0	0
Ezequiel Tovar	.000	.000	.000	3	0	0	0	0	0	0

vs. Spencer Bivens

Career	BA	OBP	SLG	AB	H	2B	3B	HR	BB	K
Jordan Beck	.500	.500	1.500	2	1	0	1	0	0	0
Warming Bernabel	.000	.000	.000	1	0	0	0	0	0	1
Brenton Doyle	.333	.333	1.000	3	1	0	1	0	0	0
Kyle Farmer	.000	.000	.000	1	0	0	0	0	0	0
Tyler Freeman	-	1.000	-	0	0	0	0	0	1	0
Hunter Goodman	.667	.667	1.333	3	2	0	1	0	0	0
Mickey Moniak	.000	.000	.000	1	0	0	0	0	0	1
Ryan Ritter	.000	.500	.000	1	0	0	0	0	0	1
Ezequiel Tovar	.500	.500	1.000	2	1	1	0	0	0	0

vs. JT Brubaker

Career	BA	OBP	SLG	AB	H	2B	3B	HR	BB	K
Orlando Arcia	.333	.333	.333	3	1	0	0	0	0	1
Jordan Beck	1.000	1.000	2.000	1	1	1	0	0	0	0
Warming Bernabel	.000	.000	.000	1	0	0	0	0	0	0
Brenton Doyle	.000	.000	.000	1	0	0	0	0	0	0
Kyle Farmer	.250	.333	.250	8	2	0	0	0	1	1
Tyler Freeman	.500	.500	.500	2	1	0	0	0	0	0
Braxton Fulford	.000	.000	.000	1	0	0	0	0	0	0
Hunter Goodman	.000	.000	.000	1	0	0	0	0	0	1
Kyle Karros	1.000	1.000	1.000	1	1	0	0	0	0	0
Mickey Moniak	-	1.000	-	0	0	0	0	0	1	0
Ryan Ritter	.000	.000	.000	1	0	0	0	0	0	1
Ezequiel Tovar	.000	.000	.000	1	0	0	0	0	0	0

vs. Jose Butto

Career	BA	OBP	SLG	AB	H	2B	3B	HR	BB	K
Orlando Arcia	.000	.000	.000	1	0	0	0	0	0	0
Jordan Beck	.000	.500	.000	1	0	0	0	0	1	1
Brenton Doyle	.000	.000	.000	5	0	0	0	0	0	2
Kyle Farmer	.000	.000	.000	2	0	0	0	0	0	1
Yanquiel Fernandez	.000	.000	.000	1	0	0	0	0	0	0
Tyler Freeman	-	1.000	-	0	0	0	0	0	1	0
Hunter Goodman	.500	.500	2.000	2	1	0	0	1	0	0
Kyle Karros	.000	.000	.000	1	0	0	0	0	0	1
Mickey Moniak	.000	.000	.000	2	0	0	0	0	0	1
Ryan Ritter	.000	.000	.000	2	0	0	0	0	0	0
Ezequiel Tovar	.500	.500	.500	4	2	0	0	0	0	0

vs. Joey Lucchesi

Career	BA	OBP	SLG	AB	H	2B	3B	HR	BB	K
Orlando Arcia	.250	.250	.250	8	2	0	0	0	0	0
Brenton Doyle	.500	.500	.500	2	1	0	0	0	0	1
Kyle Farmer	.000	.500	.000	2	0	0	0	0	2	1
Kyle Freeland	.000	.000	.000	2	0	0	0	0	0	0
Braxton Fulford	.000	.000	.000	1	0	0	0	0	0	0
Kyle Karros	.000	.000	.000	1	0	0	0	0	0	0
Ezequiel Tovar	.000	.000	.000	3	0	0	0	0	0	0

vs. Joel Peguero

Career	BA	OBP	SLG	AB	H	2B	3B	HR	BB	K
Orlando Arcia	.000	.000	.000	1	0	0	0	0	0	0
Warming Bernabel	.000	.000	.000	2	0	0	0	0	0	0
Blaine Crim	.000	.000	.000	1	0	0	0	0	0	1
Brenton Doyle	.000	.000	.000	1	0	0	0	0	0	0
Yanquiel Fernandez	1.000	1.000	2.000	1	1	1	0	0	0	0
Tyler Freeman	1.000	1.000	1.000	1	1	0	0	0	0	0
Braxton Fulford	.000	.000	.000	1	0	0	0	0	0	0
Hunter Goodman	.000	.000	.000	2	0	0	0	0	0	1
Kyle Karros	.000	.333	.000	2	0	0	0	0	1	0
Mickey Moniak	.000	.000	.000	1	0	0	0	0	0	0
Ryan Ritter	.000	.000	.000	2	0	0	0	0	0	0
Ezequiel Tovar	1.000	1.000	1.000	1	1	0	0	0	0	0

vs. Kai-Wei Teng

Career	BA	OBP	SLG	AB	H	2B	3B	HR	BB	K
Orlando Arcia	.000	.000	.000	2	0	0	0	0	0	2
Jordan Beck	.333	.333	.667	3	1	1	0	0	0	1
Brenton Doyle	.667	.667	.667	3	2	0	0	0	0	1
Yanquiel Fernandez	.500	.500	.500	2	1	0	0	0	0	1
Tyler Freeman	.667	.667	.667	3	2	0	0	0	0	0
Hunter Goodman	.000	.000	.000	3	0	0	0	0	0	2
Kyle Karros	.000	.000	.000	2	0	0	0	0	0	1
Mickey Moniak	.333	.333	.333	3	1	0	0	0	0	0
Ezequiel Tovar	.667	.667	1.000	3	2	1	0	0	0	0

vs. Ryan Walker

Career	BA	OBP	SLG	AB	H	2B	3B	HR	BB	K
Orlando Arcia	.000	.000	.000	3	0	0	0	0	0	1
Jordan Beck	.200	.200	.800	5	1	0	0	1	0	3
Brenton Doyle	.250	.250	.375	8	2	1	0	0	0	2
Kyle Farmer	.000	.000	.000	2	0	0	0	0	0	0
Yanquiel Fernandez	.000	.000	.000	2	0	0	0	0	0	1
Tyler Freeman	.500	.500	.500	2	1	0	0	0	0	1
Braxton Fulford	.000	.000	.000	1	0	0	0	0	0	1
Hunter Goodman	.500	.600	.750	4	2	1	0	0	1	1
Kyle Karros	-	1.000	-	0	0	0	0	0	1	0
Mickey Moniak	.000	.000	.000	2	0	0	0	0	0	1
Ryan Ritter	.000	.000	.000	2	0	0	0	0	0	0
Ezequiel Tovar	.400	.333	.400	5	2	0	0	0	0	3

vs. Logan Webb

Career	BA	OBP	SLG	AB	H	2B	3B	HR	BB	K
Orlando Arcia	.000	.000	.000	11	0	0	0	0	0	1
Jordan Beck	.000	.000	.000	3	0	0	0	0	0	1
Brenton Doyle	.125	.125	.188	16	2	1	0	0	0	2
Kyle Farmer	.000	.091	.000	10	0	0	0	0	1	3
Yanquiel Fernandez	.000	.000	.000	2	0	0	0	0	0	2
Tyler Freeman	.500	.667	.500	2	1	0	0	0	1	0
Hunter Goodman	.500	.500	.500	8	4	0	0	0	0	0
Kyle Karros	1.000	1.000	1.000	1	1	0	0	0	1	0
Mickey Moniak	.286	.286	.429	14	4	0	1	0	0	5
Ryan Ritter	.500	.500	.500	2	1	0	0	0	0	1
Ezequiel Tovar	.389	.389	.556	18	7	0	0	1	0	4



GIANTS MINORS INFORMATION



SACRAMENTO RIVER CATS

77-73 | 3RD | PCL WEST

Triple-A | Pacific Coast League

Season over: PCL West, 3rd place



RICHMOND FLYING SQUIRRELS

56-79 | 6TH | EAS SW

Double-A | Eastern League

Season over: Eastern League, 6th place



EUGENE EMERALDS

81-51 | NORTHWEST LEAGUE, FINISHED 1ST

High-A | Northwest League

Season over: Northwest League, 1st place



SAN JOSE GIANTS

81-51 | CAL LEAGUE CHAMPIONS

Single-A | California League

Season over: California League Champions

ORGANIZATIONAL PITCHING LEADERS

Innings Pitched			
Rk.	Player	Team	IP
1	Bertrand, J	2 Teams	143.2
2	McDonald, T	SAC	142.1
3	Lonsway, S	2 Teams	134.0
4	Perdomo, C	EUG	127.1
5	Rademacher, S	2 Teams	126.2

Earned Run Average			
Rk.	Player	Team	ERA
1	Martinez, K	2 Teams	2.21
2	Narvaez, B	D-GIB	2.49
3	De La Torre, L	2 Teams	2.78
4	Bertrand, J	2 Teams	2.82
5	Cayama, A	2 Teams	3.61

Strikeouts			
Rk.	Player	Team	K
1	McDonald, T	SAC	144
2	Bostick, J	EUG	139
3	Bresnahan, J	SJ	124
3	Whitman, J	RIC	124
5	Choate, J	RIC	123

Walks and Hits per Inning Pitched			
Rk.	Player	Team	WHIP
1	Narvaez, B	D-GIB	0.96
2	De La Torre, L	2 Teams	1.04
3	Bostick, J	EUG	1.14
4	Rademacher, S	2 Teams	1.15
5	Martinez, K	2 Teams	1.21

Opposing Batting Average			
Rk.	Player	Team	BAA
1	De La Torre, L	2 Teams	.187
2	Narvaez, B	D-GIB	.194
3	Bostick, J	EUG	.218
4	Farone, G	2 Teams	.236
5	Rademacher, S	2 Teams	.239

Opposing On-Base Plus Slugging			
Rk.	Player	Team	OPS
1	De La Torre, L	2 Teams	.531
2	Narvaez, B	D-GIB	.534
3	Martinez, K	2 Teams	.632
4	Cayama, A	2 Teams	.649
5	Farone, G	2 Teams	.683

ORGANIZATIONAL BATTING LEADERS

Batting Average			
Rk.	Player	Team	AVG
1	Barreto, Y	D-GIO	.322
2	Rivas, Y	D-GIB	.315
3	Jordan, D	SJ	.311
4	Sio, J	2 Teams	.304
5	Croes, D	4 Teams	.297

Home Runs			
Rk.	Player	Team	HR
1	Eldridge, B	3 Teams	25
2	Luciano, M	SAC	23
3	Szykowny, C	EUG	21
4	Davidson, B	2 Teams	18
5	2 tied	--	15

Runs Batted In			
Rk.	Player	Team	RBI
1	Szykowny, C	EUG	85
2	Eldridge, B	3 Teams	84
3	Jordan, D	SJ	82
4	Sio, J	2 Teams	75
5	Christian, J	2 Teams	74

Runs			
Rk.	Player	Team	R
1	Bandura, S	2 Teams	91
2	Sio, J	2 Teams	90
3	Cox, J	EUG	89
4	Level, J	2 Teams	80
5	Diaz, L	SJ	79

Stolen Bases			
Rk.	Player	Team	SB
1	Cox, J	EUG	58
2	Bandura, S	2 Teams	41
3	Gonzalez, J	D-GIB	33
4	Zielinski, Z	EUG	32
5	2 tied	--	27

On-Base Plus Slugging			
Rk.	Player	Team	OPS
1	Reynoso, D	2 Teams	.890
2	Caraballo, M	D-GIO	.874
2	Jordan, D	SJ	.874
2	Rivas, Y	D-GIB	.874
5	Concepcion, C	D-GIO	.869

DOUBLE-A AWARDS

Name	Position	Award	Name	Award
Tim Vigue	Athletic Trainer of the Year			

HIGH-A AWARDS

Name	Position	Award	Name	Award
Charlie Szykowny	First Base	NWL All-Star	Jeremiah Knackstedt	Manager of the Year
Bo Davidson	Outfielder	NWL All-Star		

SINGLE-A AWARDS

Name	Position	Award	Name	Position	Award
Jakob Christian	First Base	CAL All-Star	Jacob Bresnahan	Starting Pitcher	CAL All-Star
Dakota Jordan	Outfielder	CAL All-Star	Jacob Bresnahan	Starting Pitcher	Pitcher of the Year
Carlos Gutierrez	Outfielder	CAL All-Star	Ydwin Villegas	Manager	Manager of the Year
Jean Carlos Sio	Utility	CAL All-Star			

ROOKIE LEAGUE AWARDS

Name	Position	Award	Name	Position	Award
Dario Reynoso	Second Base	ACL All-Star	Keyner Martinez	Starting Pitcher	Pitcher of the Year
Argenis Cayama	Starting Pitcher	ACL All-Star	Jhonny Level	Shortstop	Top MLB Prospect
Keyner Martinez	Starting Pitcher	ACL All-Star	Jacob Heyward	Manager	Manager of the Year

GIANTS TOP-30 PROSPECTS

Player	Position	MLB.com	Baseball America
Bryce Eldridge	IF	1	1
Josuar Gonzalez	IF	2	2
Gavin Kilen	IF	3	6
Jhonny Level	IF	4	5
Bo Davidson	OF	5	3
Dakota Jordan	OF	6	7
Carson Whisenhunt	LHP	7	4
Rayner Arias	OF	8	NR
Argenis Cayama	RHP	9	12
Keyner Martinez	RHP	10	16
Jacob Bresnahan	LHP	11	14
Maui Ahuna	IF	12	NR
Blade Tidwell	RHP	13	8
Joe Whitman	LHP	14	11
Jesus Rodriguez	C/IF	15	21
Trent Harris	RHP	16	18
Trevor McDonald	RHP	17	23
Mason Black	RHP	18	22
Alberto Laroche	RHP	19	25
Carlos Gutierrez	OF	20	15
Trevor Cohen	OF	21	NR
Diego Velasquez	IF	22	10
Gerelmi Maldonado	RHP	23	NR
Luis De La Torre	LHP	24	17
Carlos De La Rosa	LHP	25	27
Yunior Marte	RHP	26	19
Walker Martin	IF	27	NR
Lorenzo Meola	IF	28	26
Wade Meckler	OF	29	NR
Cam Maldonado	OF	30	29
José Ortiz	OF	NR	24
Reid Worley	RHP	NR	28
Jack Choate	LHP	NR	30

GIANTS PROSPECTS ON TOP-100 LISTS

Player	Position	MLB.com	Baseball America
Bryce Eldridge	IF	13	19
Josuar Gonzalez	IF	100	82
Bo Davidson	OF	NR	85

PLAYER/PITCHERS OF THE WEEK/MONTH

Player	Award	Week
IF/OF Brett Auerbach	PCL Player of the Week	3/31/25
RHP Carson Seymour	PCL Pitcher of the Week	4/7/25
RHP Shane Rademacher	NWL Pitcher of the Week	4/14/25
RHP Shane Rademacher	NWL Pitcher of the Week	4/21/25
LHP Carson Whisenhunt	PCL Pitcher of the Week	4/21/25
OF Lisbel Diaz	CAL Player of the Week	4/28/25
OF Carter Howell	EAS Player of the Week	5/5/25
LHP Joe Whitman	EAS Pitcher of the Week	5/5/25
LHP Carson Whisenhunt	PCL Pitcher of the Week	5/18/25
RHP Niko Mazza	CAL Pitcher of the Week	5/12/25
LHP Charlie McDaniel	CAL Pitcher of the Week	5/19/25
RHP Darien Smith	CAL Pitcher of the Week	6/2/25
IF Jeremiah Jenkins	ACL Player of the Week	6/2/25
LHP Jacob Bresnahan	CAL Pitcher of the Week	6/9/25
IF Ramon Peralta	ACL Player of the Week	6/23/25
OF Scott Bandura	NWL Player of the Week	6/30/25
IF Jean Carlos Sio	CAL Player of the Week	6/30/25
LHP Luis De La Torre	ACL Pitcher of the Week	6/30/25
OF Marco Luciano	PCL Player of the Week	7/7/25
RHP Kai-Wei Teng	PCL Pitcher of the Week	7/7/25
IF Ramon Peralta	ACL Player of the Week	7/28/25
IF Jacob Christian	NWL Player of the Week	8/4/25
IF Robert Hipwell	CAL Player of the Week	8/4/25
LHP Jacob Bresnahan	CAL Pitcher of the Week	8/11/25
Player	Award	Month
RHP Shane Rademacher	NWL Pitcher of the Month	April
RHP Argenis Cayama	ACL Pitcher of the Month	May
LHP Jacob Bresnahan	CAL Pitcher of the Month	June
LHP Ricardo Estrada	ACL Pitcher of the Month	June

PRONUNCIATIONS



BOX SCORES

