

GAME INFORMATION



Atlanta Braves Baseball Communications Department • Truist Park • Atlanta, GA 30339
404.522.7630 | braves.com | bravesmediacenter.com | /braves | @braves | @braves

ATLANTA BRAVES (81-72, 1st NL East, +1.5 GA)
at
SAN DIEGO PADRES (78-76, 3rd NL West, -22.0 GA)
RH Huascar Ynoa (4-5, 3.43) vs. RH Vince Velasquez (3-8, 6.23)
Game No. 154 • Road Game No. 80
September 25, 2021 • 7:15 p.m. • Petco Park • San Diego, CA • FOX

Braves vs. Padres			
	2019	2021	All-Time
Overall	5-2	2-2	359-279
at Atlanta	2-2	1-2	192-127
at Truist Park ('17)	---	---	10-5
at Turner Field ('97-'16)	---	---	47-25
at San Diego	3-0	1-0	167-152
at Petco Park ('04)	---	---	26-29

Shutouts

The Braves shut out the Padres, 4-0, last night, to pitch their 17th shutout of the season...Only the Brewers (18) have more in the majors.

Atlanta's 17 shutouts this season are its most since the 1998 club pitched 23.

Fourteen of the Braves' 17 shutouts this season have come since the start of June, the most in baseball.

Max Fried became the first Braves starter with multiple shutouts in a season since Shelby Miller had two in 2015.

Braves Breakdown

Overall	81-72
Home.....	37-37
Road	44-35
Day	22-21
Night	59-51
Current Streak.....	W1
Last 5 Games	4-1
Last 10 Games	5-5
April.....	12-14
May.....	13-12
June.....	13-15
July.....	14-13
August.....	18-8
September	11-10
Vs. LHSP.....	23-18
Vs. RHSP.....	58-54
Series Opener.....	27-24
Series Opener at Home	12-13
Series Opener on Road	15-11
By Series	24-18-8
By Home Series.....	13-10-2
By Road Series.....	11-8-6
Rubber Games	11-4
Sweeps/Were Swept	5-9
Scored First	55-29
Opponent Scored First.....	26-43
1-run games	23-30
1 or 2 run games.....	37-47
Comeback Wins	37-34
Last AB Wins	8-21
Walkoff Wins	7-7
Extra Innings	4-9
Led After 6	70-13
Led After 7	68-7
Led After 8	73-2
Tied After 6	6-12
Tied After 7	3-15
Tied After 8	1-12
Behind After 6	5-47
Behind After 7	5-43
Behind After 8	2-51
Division Games	40-30
Vs. Other Divisions.....	41-42
Vs. A.L. Teams	6-14
Vs. N.L. Teams	75-58
Vs. A.L. East.....	6-14
Vs. N.L. East	40-30
Vs. N.L. Central	22-12
Vs. N.L. West	13-16
Hit 0 HR	9-24
Hit 1+ HR.....	72-48
Hit 2+ HR.....	50-18
Scored 3 or Fewer Runs	15-46
Scored 4 or More Runs	66-26
Scored 5 or More Runs	59-18
Allowed 3 or Fewer Runs.....	54-16
Allowed 4 or More Runs.....	27-56
Allowed 5 or More Runs.....	14-44
More Hits than Opponent	53-18
Fewer Hits than Opponent	17-49
Committed No Errors	54-45
Committed 1 or More Errors..	27-27
Before All-star Game	44-45
After All-star Game	37-27
Starter Goes at least 5 inn.....	70-40
Starter Goes at least 6 inn.....	40-25
Starter Goes at least 7 inn.....	15-4

SCHEDULED GAME: The Braves and Padres are set to continue a three-game weekend set with the fifth of six meetings between the clubs this season.... The two clubs are set to meet again next April, when Atlanta returns to Petco Park for a four-game series, April 14-17...The Braves will host the Padres at Truist Park, May 13-15.

The Braves and Padres have split four games this season, and Atlanta has not lost the season set to San Diego since 2015...From 2016-19, the last season in which they played, Atlanta went 18-9 versus San Diego.

The Braves swept the Padres in three games at Petco Park in 2019, but are just 25-29 here since the facility opened in 2004...Prior to the sweep in 2019, Atlanta had not won a series here since 2010, and went 9-21 here between series wins.

RHP Huascar Ynoa has never faced San Diego... The 6-foot-3, 235-pound native of Puerto Plata, Dominican Republic is set to make his eighth start of the season away from Truist Park, and has an ERA nearly two points lower at home than on the road...Ynoa is 3-2 with a 2.60 ERA (13 ER/45.0 IP) at home, and 1-3 with a 4.46 ERA (18 ER/36.1 IP) in games on the road.

RHP Vince Velasquez has made 16 appearances and 14 starts against Atlanta in his career, all of which came while as a member of the Phillies... The 6-foot-3, 203-pound California native is just 1-7 with a 5.21 ERA (39 ER/67.1 IP) in his career versus the Braves, including an 0-1 mark and an 8.22 ERA (7 ER/7.2 IP) in two starts this season.

SUSPENDED GAME ODDITIES: Atlanta and San Diego completed a suspended doubleheader game from July 21 last night, with the Padres getting a seventh-inning run to win, 6-5.

The statistics and final score are all officially counted as occurring on July 21, which means that Atlanta's 16 consecutive games of alternating wins and losses from July 17 to August 3, a major league record, is no longer intact...The Braves now have consecutive losses in a doubleheader on July 21, and alternated victories and defeats from July 22 to August 3, 13 games...The 13-game stretch still ties the Braves franchise record.

Adam Duvall homered for Atlanta in the bottom of the sixth inning, despite not being acquired by the Braves until July 30...Duvall originally went 1-for-4 on July 21 at Washington while a member of the Marlins...His home run in last night's completed game officially counts as his 22nd of the season, and gives him a career-high 38 on the year.

Both members of Atlanta's original starting battery were not on the active roster last night...Starting pitcher Bryse Wilson was traded to the Pittsburgh Pirates on July 30, while catcher Stephen Vogt is currently on Atlanta's injured list.

ROSTER MOVE: The Braves today returned RHP Edgar Santana from the paternity list and optioned LHP Dylan Lee to Triple-A Gwinnett...Atlanta returned INF Johan Camargo to the Stripers following last night's game.

Santana returns to the Braves with a 3-0 record and a 3.59 ERA (17 ER/42.2 IP) in 41 appearances this season.

Lee did not appear for Atlanta in four games on the active roster, and has yet to make his major league debut.

FREDDIE FREEMAN HITS: Freddie Freeman logged the 1,696th hit of his career on Wednesday night, tying Rabbit Maranville for seventh most in franchise history.

Only Hank Aaron (3,600), Chipper Jones (2,726), Eddie Mathews (2,201), Fred Tenney (1,994), Herman Long (1,902) and Dale Murphy (1,901) have more.

Since the franchise moved to Atlanta in 1966, just two other players - C. Jones and Murphy - have more hits than Freeman.

Freeman is batting .337/.402/.566 over 21 games this month, and has batted over .300 in each of the last four months.

Research courtesy Sam Wallace, Braves Ballpark Tours, Heritage and Hall of Fame

AUSTIN RILEY: Went 2-for-4 last night and has hit in a career-most 10 straight games...Riley has batted .372 (16-for-43) with three homers and nine RBI during the run, which dates to September 14.

Riley drove in his 98th run in the first inning last night, and has 30 doubles and 32 home runs this season...Just two other third basemen in franchise history have had a 30 double/30 homer/100 RBI season, with Chipper Jones being the last to do so in 2001.

Jones had three such seasons (1999, 2000 & 2001), while Eddie Mathews did so once (1953).

In 64 total games since the All-Star break, he has batted .333/.382/.610 with 18 homers and 56 RBI...His 56 RBI are most in the NL in that span, while his 83 hits are tied for second most in baseball.

HUASCAR WINLESS: RHP Huascar Ynoa has failed to complete more than 5.2 innings in any of his four starts this month, and has lost a career-most four consecutive decisions dating to May 16 at Milwaukee... The streak spans eight total starts.

Despite the losing record,Ynoa has pitched to a 3.93 ERA (16 ER/36.2 IP) and allowed opponents to bat just .205 over his six starts since returning from the injured list.

Upcoming Schedule and Probable Pitchers

DATE	OPP.	PROBABLE PITCHERS	TV	TIME
Sun., Sept. 26	at SD	TBA vs. RHP Joe Musgrove (11-9, 3.15)	BSSE	4:10p
All times listed are Eastern; All games broadcast on 680 The Fan and the Braves Radio Network BSSE-Bally's Sports Southeast; BSSO-Bally's Sports South				

Tonight's Starting Pitcher

#19 Huascar Ynoa

RHP • 6-2 • 220 • 23 yrs

2021 Record: 4-5, 3.26 ERA • 2020 Record: 0-0, 5.82 ERA

vs. RHB: .218 (36-165), 8 HR • vs. LHB: .201 (27-134), 2 HR

Tonight’s Game

- 🔥 Makes his 16th start of the season and his 17th appearance...Is his 28th career game and 21st start.
- 🔥 Has never faced San Diego.
- 🔥 Last pitched on September 20 at Arizona, and allowed five hits and three runs over just 4.0 innings in the start...Was left with a no-decision in Atlanta's win, 11-4.
 - 🔥 Ynoa has failed to complete more than 5.2 innings in any of his four starts this month, totalling just 19.1 innings and allowing 11 earned runs (5.12 ERA).
 - 🔥 Has thrown nearly 18 pitches per inning this month while completing 5.0 innings just twice...Threw 15.5 pitches per inning over his first 11 appearances.
- 🔥 Has lost a career-most four consecutive decisions, dating to May 16 at Milwaukee...The streak spans eight total starts.
 - 🔥 Despite the losing record, has pitched to a 3.93 ERA (16 ER/36.2 IP) and allowed opponents to bat just .205 over his six starts since returning from the injured list.
- 🔥 In his five losses this season, has allowed 20 runs over 26.0 innings.
 - 🔥 In his other 11 appearances this season, has allowed just 12 runs (11 earned) over 55.1 innings pitched (1.79 ERA).
- 🔥 Set to make his eighth start of the season away from Truist Park, and has an ERA nearly two points lower at home than on the road.
 - 🔥 Is 3-2 with a 2.60 ERA (13 ER/45.0 IP) at home, and 1-3 with a 4.46 ERA (18 ER/36.1 IP) in games on the road.
 - 🔥 Opponents are batting just .168 (27-for-161) against him at Truist Park, and .261 (36-for-138) on the road.
- 🔥 Name is pronounced WAH-scar ee-NO-ah.

2021 Recap

- 🔥 Missed 81 games after fracturing his hand on May 16 in a start against Milwaukee..
 - 🔥 Went 0-1 with a 8.71 ERA (10 ER/10.1 IP) in three rehabilitation starts between High-A Rome and Triple-A Gwinnett.
 - 🔥 Struck out 13 hitters in 10.1 innings pitched.
- 🔥 Won four consecutive games between April 23 and May 9.
 - 🔥 During that stretch he was sporting a 1.11 ERA on the mound and a 1.300 slugging percentage at the plate... He drove in more runs at the plate (6) than he allowed (4) during that stretch.
- 🔥 Per Stats Perform, Ynoa was the first player to have a 1.300+ slugging percentage and a sub-1.30 ERA over a span of four starts (min. 10 PA) since Babe Ruth in 1916.
- 🔥 Became the first pitcher in Atlanta franchise history to homer in back-to-back games in which they had an at-bat, and the first to do so at all for the franchise since Lew Burdette and Warren Spahn each did so within a nine-day span in June, 1961.
- 🔥 Per Stats Perform, Ynoa became the first pitcher to go 4-0 with at least six hits and and six RBI over a four-start span since the Mets' Dwight Gooden did so over his last four starts of the 1985 season.
- 🔥 Blanked Chicago-NL over 5.1 innings, 4/28, to earn his second consecutive win and the second of his career.
 - 🔥 Went 2-for-3 with a pair of runs scored, including his first career home run... Ynoa was 2-for-2 in his start on 4/23 vs. ARI, and is the first Atlanta pitcher with back-to-back multi-hit games since 2006, when John Smoltz went 4-for-6 with a double and an RBI over a pair of games in July
- 🔥 In his first start at home this season, 4/12 vs. MIA, allowed just three hits and one run over a career-most 6.0 innings...Struck out 10 Marlins batters, a new career-high total.
 - 🔥 Ynoa became just the 10th player in franchise history since 1900 to have a 10-strikeout game within his first 15 career appearances, and the first since Max Fried struck out 11 Cardinals on June 30, 2018.
- 🔥 Started the game at 22 years, 319 days old, and became the youngest Braves starter with a double-digit strikeout game since Julio Teheran fanned 11 Colorado batters on August 1, 2013 at 22 years, 186 days.
- 🔥 Pitched a then career-most 5.0 innings in his first start of the season, 4/7 at WSH...Held the Nationals to just two hits and struck out a then career high-tying five batters.
 - 🔥 Was the second scoreless start of his career, matching 4.0 scoreless frames on September 15 of last season at Baltimore.

Career Recap

- 🔥 Acquired by Atlanta from the Minnesota Twins on July 24, 2017 in exchange for LHP Jaime García, C Anthony Recker and cash considerations.
 - 🔥 Was rated as Minnesota’s No. 22 prospect at the time he was acquired.
- 🔥 Signed by the Minnesota Twins as a non-drafted free agent on July 2, 2014...Signed by Fred Guerrero.

Ynoa’s Game Log

DATE	OPP.	DECISION	IP	H	R	ER	BB	SO	HR	#P
Spring Totals (6)			1-2, 7.79 ERA	17.1	20	21	15	7	28	2 ---
4/3	at PHI^	ND, L, 0-4	1.0	1	0	0	0	0	0	14
4/7	at WSH	ND, W, 2-0	5.0	2	0	0	1	5	0	68
4/12	vs. MIA	ND, L, 5-3 (10)	6.0	3	1	1	1	10	1	82
4/17	at CHI	L (0-1), 13-4	4.0	7	6	6	1	5	3	72
4/23	vs. ARI	W (1-1), 5-4	6.0	2	2	2	1	5	1	82
4/28	vs. CHI	W (2-1), 10-0	5.1	4	0	0	2	9	0	101
April Totals (6)			2-1, 2.96 ERA	27.1	19	9	9	6	34	5 69*
5/4	at WSH	W (3-1), 6-1	7.0	4	1	0	2	4	0	96
5/9	vs. PHI	W (4-1), 6-1	6.0	4	1	1	1	6	1	92
5/16	at MIL	L (4-2), 10-9	4.1	9	5	5	2	6	1	93
May Totals (3)			2-1, 3.12 ERA	17.1	17	7	6	5	16	2 94*
8/1	vs. ASH#	L (0-1), 14-6	2.0	8	6	6	1	2	0	51
8/6	vs. CLT!	ND, W, 4-3	3.2	4	3	1	0	4	1	68
8/11	vs. DUR!	ND, W, 5-3	4.2	4	3	3	4	7	0	83
8/17	at MIA	ND, W, 2-0	5.1	3	0	0	1	4	0	80
8/23	vs. NYY	L (4-3), 5-1	6.0	4	3	3	1	9	1	93
8/28	vs. SF	L (4-4), 5-0	6.0	3	2	2	3	3	1	96
Aug MLB Totals (3)			0-2, 2.60 ERA	17.1	10	5	5	5	16	2 89*
9/3	at COL	L (4-5), 4-3	5.2	5	4	4	1	5	1	96
9/9	vs. WSH	ND, W, 7-6 (10)	5.0	3	2	2	2	7	0	89
9/15	vs. COL	ND, L, 3-2 (10)	4.2	4	2	2	2	8	0	92
9/20	at ARI	ND, W, 11-4	4.0	5	3	3	2	2	0	75

^ as reliever; 1 w/ Gwinnett, + w/ Mississippi, # w/ Rome; *average pitches

HUASCAR YNOA - SEASON & CAREER

	W-L	ERA	G	GS	IP	H	R	ER	BB	SO
2021	4-5	3.43	16	15	81.1	63	32	31	23	88
Career	4-5	4.33	27	20	106.0	92	52	51	37	108

YNOA vs. SAN DIEGO

	W-L	ERA	G	GS	IP	H	R	ER	BB	SO
2021	Has Not Faced									
Career	Has Never Faced									

Last Win vs. SD: None

YNOA'S MAJOR LEAGUE CAREER HIGHS

Most Innings Pitched7.0, 5/4/21 at WSH

Most Strikeouts10, 4/21/21 vs. MIA

Most Runs Allowed6,three times, last: 4/17/21 at CHI

Most Home Runs Allowed.3, 4/17/21 at CHI

Longest Winning Streak4 games, 4/23/21-5/16/21

Longest Losing Streak.4 games, 5/16/21-present

10+ Strikeout Games1, 4/12/21 vs. MIA [10]

Career Complete Games.None

Low-Hit Complete GameNone

YNOA'S BATTING

	AVG	G	AB	H	R	HR	RBI	BB	SO	SAC
2021	.241	16	29	7	3	2	6	0	13	0
Career	.241	16	29	7	3	2	6	0	13	0

Last HR: 5/4/21 at Washington (Rainey)

2021 Backstop Breakdown

Catcher	Errors		Pick-offs				
	F-T-C	PB	CCS-SB (Attempts)	1B-2B-3B	Inn./ER	ERA	Record
d’Arnaud	0-1-0	2	5-22 (27)	0-0-0	415.2/190	4.11	22-25
Contreras	0-1-1	7	9-17 (26)	0-0-0	397.2/181	4.10	24-21
Smith	0-1-0	4	2-7 (9)	0-0-0	227.0/75	2.97	13-14
Vogt	0-0-0	2	4-17 (21)	0-0-0	189.1/87	4.14	15-7
Jackson	0-0-1	1	2-3 (5)	0-0-0	64.0/32	4.50	4-3
Mathis	0-0-0	1	0-2 (2)	0-0-0	26.0/12	4.15	1-2
Lucroy	0-0-0	0	0-2 (2)	0-0-0	18.0/7	3.50	2-0
Pitchers	---	---	---	16-0-0	---	---	---
Totals	0-3-2	17	22-70 (92)	16-0-0	1337.2/584	3.93	81-72

2021 Starting Pitcher Stats

Pitcher	Starts	Quality Starts	W-L	Team Record*	IP (Avg)	Run Support^
Charlie Morton	31	18	13-6	15-16	176.0 (5.2)	112 (3.7)
Max Fried	27	18	13-7	17-10	158.2 (5.2)	107 (4.0)
Drew Smyly	23	6	9-4	14-9	115.2 (5.0)	74 (3.3)
Ian Anderson	23	9	8-5	12-11	122.1 (5.2)	55 (2.4)
Huascar Ynoa	15	6	4-5	8-7	80.1 (5.1)	41 (2.4)
Touki Toussaint	10	3	3-3	6-4	49.0 (5.2)	34 (4.2)
Bryse Wilson	8	2	2-3	2-6	33.2 (4.2)	26 (4.2)
Kyle Muller	8	0	2-4	4-4	35.2 (4.2)	11 (1.3)
Tucker Davidson	4	2	0-0	1-3	20.0 (5.0)	2 (0.5)
Jesse Chavez	2	0	0-1	1-1	3.2 (1.2)	1 (1.0)
Kyle Wright	2	0	0-1	1-1	6.1 (3.1)	4 (4.0)
Team Totals	153	64	54-39	81-72	801.1 (5.1)	467 (3.0)

*Braves record in his starts; ^Runs scored while he in the game (avg.)

Braves Bullpen Briefs

Jesse Chavez • RHP • 6-1 • 175 • 37 yrs • #60

Saves/Opp: 0/1	Holds: 2	1st Batter/Retired: 26/17	Inherited Runners/Scored: 11/5
<div><div><div>•</div><div>His 2.04 FIP is the sixth lowest in the majors (min 20.0 IP).</div></div><div><div>•</div><div>Twenty-two of his 25 relief appearances have been scoreless since joining Atlanta.</div></div><div><div>•</div><div>Opened the game for Atlanta on June 24 at Cincinnati, allowing two runs in 2.1 innings pitched and suffering the loss...Only other loss came in an extra-inning appearance against Tampa Bay on July 16.</div></div><div><div>•</div><div>Had a 2.25 ERA (5 ER/20.0 IP) in 13 appearances with Triple-A Gwinnett.</div></div><div><div>•</div><div>Spend the 2020 season with Texas...Had a 6.88 ERA in 18 appearances.</div></div></div>			

Luke Jackson • RHP • 6-2 • 210 • 29 yrs • #77

Saves/Opp: 0/4	Holds: 28	1st Batter/Retired: 66/42	Inherited Runners/Scored: 25/7
<div><div><div>•</div><div>Owens the second highest left-on-base percentage among all pitchers in the majors at 89.6% (min. 55.0 IP).</div></div><div><div>•</div><div>His 13 earned runs allowed are tied for the second fewest in baseball among pitchers with as many outings.</div></div><div><div>•</div><div>Ranks tied for second in the majors with 28 holds this season.</div></div><div><div>•</div><div>His 54 scoreless appearances are tied for the seventh most in MLB.</div></div><div><div>•</div><div>Has induced 250 ground balls since the beginning of the 2019 season, fourth most in the majors among relievers.</div></div><div><div>•</div><div>In his 19 relief appearances last year, Jackson induced 60 ground balls, the most among relievers in baseball.</div></div><div><div>•</div><div>Converted 19 of his 27 save chances after logging just one career save prior to 2019.</div></div></div>			

Dylan Lee • LHP • 6-3 • 214 • 27 yrs • #74

Saves/Opp: 0/0	Holds: 0	1st Batter/Retired: 0/0	Inherited Runners/Scored: 0/0
<div><div><div>•</div><div>Pitched to a 1.58 ERA (8 ER/45.2 IP) with a record of 5-1 and one save with 52 strikeouts in 34 relief appearances with Triple-A Gwinnett this season.</div></div><div><div>•</div><div>Originally drafted by the Miami Marlins in 10th round of the 2016 MLB June Amateur Draft from California State University, Fresno...Signed a minor league contract with the Atlanta Braves in on April 15, 2021.</div></div></div>			

Chris Martin • RHP • 6-8 • 225 • 35 yrs • #55

Saves/Opp: 1/3	Holds: 13	1st Batter/Retired: 43/28	Inherited Runners/Scored: 3/2
<div><div><div>•</div><div>Averaging 1.37 walks per nine innings pitched this year, fourth lowest rate in baseball (min. 40 app.).</div></div><div><div>•</div><div>Recorded his first save of the year on 8/8 against Washingtont and first since 7/31/20 against New York (NL)</div></div><div><div>•</div><div>His 37 holds since 2019 are the tied for the 16th most in baseball.</div></div><div><div>•</div><div>Tossed the sixth immaculate inning in franchise history, 9/11/19 at Philadelphia, fanning César Hernández, Jay Bruce, and Logan Morrison on nine total pitches.</div></div></div>			

Tyler Matzek • LHP • 6-3 • 210 • 30 yrs • #68

Saves/Opp: 0/0	Holds: 23	1st Batter/Retired: 65/43	Inherited Runners/Scored: 27/3
<div><div><div>•</div><div>Stranded 24 of 27 inherited runners...His 88.9% strand rate is the highest in baseball (min. 25 IR).</div></div><div><div>•</div><div>Snapped a homerless streak of 41.2 innings dating to April 30, on 9/7 vs. Washington.</div></div><div><div>•</div><div>Credited with a hold in 14 out of his last 26 outings...His 23 holds are tied for the sixth most in MLB.</div></div><div><div>•</div><div>Pitched to a 2.13 ERA in 43 appearances after allowing three runs on June 1 against Washington.</div></div><div><div>•</div><div>His 11.14 K/9 rate is the fifth highest in the NL among pitchers with at least as many appearances this year.</div></div><div><div>•</div><div>Ranks second in the majors in strikeouts (115), tied for first in innings (88.0 IP) and third in FIP (2.82 - min. 65.0 IP) among lefty relievers since the beginning of the 2020 season.</div></div><div><div>•</div><div>His 86 appearances over the past two seasons are tied for the fourth most among lefty relievers.</div></div><div><div>•</div><div>Last season pitched to a 1.94 FIP this season, lowest among all lefties and fourth in MLB (min. 25 IP).</div></div></div>			

A.J. Minter • LHP • 6-0 • 215 • 27 yrs • #33

Saves/Opp: 0/6	Holds: 22	1st Batter/Retired: 57/41	Inherited Runners/Scored: 23/4
<div><div><div>•</div><div>Pitched to a 10.57 K/9 in 14 games since being recalled on August 10.</div></div><div><div>•</div><div>Prior to being optioned on 7/16, his 20 holds were the most in MLB...Ranks T-8th after being recalled on 8/10.</div></div><div><div>•</div><div>Did not allow a hit or surrender a run in seven outings with Triple-A Gwinnett while fanning 10 hitters in 7.1 IP.</div></div><div><div>•</div><div>Made his first career start in Game 5 of the NLCS... Minter became the first pitcher in major league history to make his first career start in the postseason... Held Los Angeles (NL) to one hit while fanning seven without issuing a walk over 3.0 scoreless innings during his start.</div></div></div>			

Sean Newcomb • LHP • 6-5 • 255 • 27 yrs • #15

Saves/Opp: 1/1	Holds: 1	1st Batter/Retired: 32/16	Inherited Runners/Scored: 15/9
<div><div><div>•</div><div>Pitched to a 1.29 ERA since being recalled on September 2...Had a 5.68 ERA with Atlanta prior to his recall.</div></div><div><div>•</div><div>Struck out 10 hitters in six appearances for a 12.86 K/9 rate since being recalled on September 2...His 11.97 strikeout-per-nine-innings rate is the 8th highest in the majors among left-handed pitchers (min. 30 appearances).</div></div><div><div>•</div><div>Recorded 27 strikeouts in 15.2 innings pitched with Triple-A Gwinnett (15.51 K/9).</div></div><div><div>•</div><div>Recalled to Atlanta on 9/2...Had a 1.72 ERA in 14 relief appearances with Triple-A Gwinnett.</div></div><div><div>•</div><div>On June 24 he pithed 2.0 scoreless innings in relief for the first time since August 4, 2019 against Cincinnati.</div></div></div>			

Richard Rodríguez • RHP • 6-4 • 230 • 31 yrs • #48

Saves/Opp: 14/17	Holds: 6	1st Batter/Retired: 68/48	Inherited Runners/Scored: 9/3
<div><div><div>•</div><div>Pitching to a 1.33 BB/9 rate this season, third lowest among pitchers with at least 40 appearances.</div></div><div><div>•</div><div>Among pitchers with as many innings as Rodríguez this season, his 0.89 WHIP ranks sixth lowest in the majors... He has held the opposition to a .200 batting average (45-for-224), with 16 extra-base hits.</div></div><div><div>•</div><div>Acquired by the Braves, 7/30, from the Pittsburgh Pirates in exchange for RHP Bryse Wilson and RHP Ricky DeVito...Made his Braves debut on 7/31 vs. Milwaukee, allowing two hits over a scoreless frame .</div></div><div><div>•</div><div>Had 14 saves and a 2.82 ERA (12 ER/38.1 IP) in 37 games for the Pirates this season...Struck out 33 and walked just five, while compiling a 4-2 record.</div></div></div>			

Will Smith • LHP • 6-5 • 255 • 31 yrs • #51

Saves/Opp: 33/39	Holds: 0	1st Batter/Retired: 66/45	Inherited Runners/Scored: 1/1
<div><div><div>•</div><div>His 33 saves are tied for the fourth most in the majors.</div></div><div><div>•</div><div>Has converted 33 saves in 39 opportunities...Has an 84.2% conversion rate this season.</div></div><div><div>•</div><div>Leads Atlanta with 33 saves this year, the most by an Atlanta reliever since Craig Kimbrel had 47 saves in 2014.</div></div><div><div>•</div><div>Per Baseball Reference, has the most appearances in high-leverage situations with 46...Kenley Jansen is the next closest with 44...For reference, MLB saves leader, Mark Melancon, has only appeared in 29 such situations.</div></div><div><div>•</div><div>Was 1-5 with a 4.74 ERA prior to June 10...Since then he has pitched to a 3.05 ERA with 22 saves.</div></div><div><div>•</div><div>Allowed seven home runs in 16.0 IP (18 appearances) for a HR/9 rate of 3.94 in 2020...Has allowed 11 home runs in 66 appearances (63.0 IP) this season for a 1.57 HR/9 rate.</div></div></div>			

Drew Smyly • LHP • 6-2 • 188 • 32 yrs • #18

Saves/Opp: 0/0	Holds: 0	1st Batter/Retired: 4/3	Inherited Runners/Scored: 0/0
<div><div><div>•</div><div>Owens a 4.75 ERA in 23 starts and a 2.84 ERA in four relief appearances this season...Has a career 4.32 ERA as a starter and a 3.45 ERA as a reliever.</div></div></div>			

Jacob Webb • RHP • 6-2 • 210 • 27 yrs • #71

Saves/Opp: 0/1	Holds: 0	1st Batter/Retired: 31/20	Inherited Runners/Scored: 20/9
<div><div><div>•</div><div>Since being recalled on September 1, has held opponents to a .171 batting average and .354 OPS in 11 games.</div></div><div><div>•</div><div>Pitched to a 0.97 WHIP and gave up an earned run for the first time since May 20 on 9/23 at Arizona.</div></div><div><div>•</div><div>Has a 2.08 ERA (4 ER/17.1 IP) in 18 home games and a 5.79 ERA (9 ER/14.0 IP) in 13 road games.</div></div><div><div>•</div><div>Held opponents to one earned run or less in 46 of his first 48 career games, the second most such games to begin a career by a Braves player, trailing only Jonny Venters.</div></div><div><div>•</div><div>Tossed 2.1 scoreless frames in relief on September 26 against Boston to become the first player in Braves franchise history (dating to 1901) without an earned run allowed in 40 of his first 44 career games.</div></div></div>			

Team Bullpen Totals

W-L: 27-33	SV-OPP: 35-60	ERA: 4.08
IP: 534.1	R: 263	ER: 242
HITS/HR: 494/67	BB: 217	SO: 544
1st Batter Faced/Retired: 547/361		
Inherited Runners/Scored: 176/59		

Braves Bullpen By Month

Month	W-L	ERA	SV-OP	IP	H	R	ER	BB	SO	HR
April	5-7	4.76	6-9	92.2	88	52	49	51	102	11
May	2-6	4.62	4-9	87.2	89	57	45	36	96	12
June	2-6	4.73	7-11	97.0	91	52	51	36	93	13
July	5-4	3.34	5-8	86.1	87	34	32	30	73	10
August	7-2	3.79	9-13	90.1	78	39	38	36	104	11
September	6-8	3.02	4-10	80.1	62	29	27	28	76	10

Most Recent Appearances

JESSE CHAVEZ

DATE	OPP.	DEC.	IP	H	R	ER	BB	SO	HR
9/4	at COL	ND	0.2	1	0	0	0	1	0
9/9	vs. WSH	BS, 1	0.1	1	0	0	0	0	0
9/14	vs. COL	ND	1.0	1	1	1	0	0	0
9/15	vs. COL	ND	1.0	0	0	0	0	1	0
9/18	at SF	ND	1.0	0	0	0	0	1	0
9/21	at ARI*	ND	1.1	0	0	0	2	0	0
9/24	vs. SD	ND	2.0	0	0	0	2	2	0

LUKE JACKSON

DATE	OPP.	DEC.	IP	H	R	ER	BB	SO	HR
9/7	vs. WSH	W, 2-2	1.1	0	0	0	0	3	0
9/9	vs. WSH	BS, 4	0.1	2	1	1	1	0	0
9/10	vs. MIA	H, 25	1.0	0	0	0	0	3	0
9/12	vs. MIA	H, 26	1.0	0	0	0	0	0	0
9/15	vs. COL	ND	1.0	0	0	0	0	3	0
9/19	at SF	H, 27	1.0	1	0	0	0	0	0
9/21	at ARI	ND	1.0	1	0	0	2	1	0
9/22	at ARI	H, 28	0.1	0	0	0	0	1	0

DYLAN LEE

DATE	OPP.	DEC.	IP	H	R	ER	BB	SO	HR
8/28	at NAS+	ND	1.0	1	0	0	0	2	0
9/3	vs. MEM+	W, 5-1	3.0	0	0	0	0	4	0
9/8	at COL+	ND	1.0	3	1	1	0	2	0
9/10	at COL+	ND	1.0	1	0	0	1	3	0
9/16	vs. NAS+	ND	1.0	0	0	0	0	1	0

CHRIS MARTIN

DATE	OPP.	DEC.	IP	H	R	ER	BB	SO	HR
8/22	at BAL	H, 13	0.2	2	0	0	0	0	0
8/24	vs. NYY	ND	1.0	1	1	1	0	1	1
8/28	vs. SF	ND	1.0	4	2	2	0	1	0
8/30	at LAD	ND	1.0	0	0	0	0	1	0
9/1	at LAD	BS, 4/L, 2-4	0.1	2	1	1	1	1	0
9/17	at SF	ND	1.0	1	0	0	0	1	0
9/20	at ARI	ND	1.0	0	0	0	0	1	0
9/22	at ARI	ND	0.2	3	1	1	0	1	1

TYLER MATZEK

DATE	OPP.	DEC.	IP	H	R	ER	BB	SO	HR
9/7	vs. WSH	BS, 1	0.2	3	4	4	1	0	1
9/9	vs. WSH	ND	0.2	0	0	0	0	0	0
9/10	vs. MIA	H, 23	1.0	1	0	0	0	1	0
9/15	vs. COL	ND	1.0	0	0	0	0	0	0
9/17	at SF	ND	1.0	0	0	0	2	1	0
9/21	at ARI	ND	1.0	0	0	0	0	0	0
9/23	at ARI	ND	1.0	1	0	0	1	1	0

A.J. MINTER

DATE	OPP.	DEC.	IP	H	R	ER	BB	SO	HR
9/4	at COL	L, 2-5	0.1	1	2	2	1	0	0
9/8	vs. WSH	ND	2.0	0	0	0	1	0	0
9/9	vs. WSH	H, 22	0.2	1	1	1	0	0	0
9/15	vs. COL	L, 2-6	1.0	1	1	0	0	0	0
9/17	at SF	ND	0.1	0	0	0	0	1	0
9/18	at SF	ND	1.0	0	0	0	0	2	0
9/21	at ARI	ND	1.0	1	0	0	0	0	0

SEAN NEWCOMB

DATE	OPP.	DEC.	IP	H	R	ER	BB	SO	HR
9/4	at COL	ND	1.0	1	1	1	1	2	0
9/10	vs. MIA	H, 2	1.0	1	0	0	0	3	0
9/14	vs. COL	ND	2.0	0	0	0	1	4	0
9/17	at SF	ND	1.0	1	0	0	2	1	0
9/20	at ARI	ND	1.0	0	0	0	2	0	0
9/22	at ARI	ND	1.0	1	0	0	0	0	0

RICHARD RODRÍGUEZ

DATE	OPP.	DEC.	IP	H	R	ER	BB	SO	HR
9/8	vs. WSH	L, 3	1.0	1	1	1	0	0	1
9/9	vs. WSH	ND	1.0	1	1	1	0	0	1
9/11	vs. MIA	L, 4-4	1.0	3	2	2	0	0	2
9/14	vs. COL	ND	1.0	0	0	0	0	1	0
9/20	at ARI	ND	1.0	2	1	1	0	1	1
9/23	at ARI	ND	1.0	1	0	0	0	1	0

DREW SMYLY

DATE	OPP.	DEC.	IP	H	R	ER	BB	SO	HR
8/30	at LAD*	L, 9-4	4.2	9	5	5	0	5	4
9/4	at COL	ND	1.0	0	0	0	0	1	0
9/8	vs. WSH	ND	1.0	3	1	1	0	0	0
9/18	at SF	ND	1.0	1	0	0	0	0	0
9/21	at ARI	W, 10-4	3.1	4	1	1	0	4	0

WILL SMITH

DATE	OPP.	DEC.	IP	H	R	ER	BB	SO	HR
9/10	vs. MIA	ND	1.0	1	0	0	0	1	0
9/12	vs. MIA	S, 32	1.0	1	0	0	1	0	0
9/14	vs. COL	ND	1.0	0	0	0	0	1	0
9/17	at SF	BS, 6	1.0	1	1	1	0	2	1
9/19	at SF	S, 33	1.0	0	0	0	0	2	0
9/24	vs. SD	L, 3-6	1.0	2	1	1	0	1	1

JACOB WEBB

DATE	OPP.	DEC.	IP	H	R	ER	BB	SO	HR
9/12	vs. MIA	W, 4-2	1.0	0	0	0	0	1	0
9/14	vs. COL	ND	1.0	1	0	0	1	0	0
9/15	vs. COL	ND	0.1	0	0	0	0	1	0
9/17	at SF	L, 4-3	0.2	0	1	0	2	0	0
9/20	at ARI	W, 5-3	1.0	0	0	0	0	2	0
9/21	at ARI	ND	1.1	1	0	0	0	1	0
9/23	at ARI	BS, 1/L, 5-4	0.0	3	3	3	0	0	1

Braves Bits	
Ehire Adrianza • INF/OF • 6-1 • 195 • 32 yrs • #23	Guillermo Heredia • OF • 5-10 • 195 • 30 yrs • #38
SD Series: ---- Road Trip: ---- Season Long Streak: 3 games, 2x, last: 6/20[1]-24 (5-6, .833)	SD Series: ---- Road Trip: .250 (1-4) Season Long Streak: 5 games, 6/13-18 (8-16, .500, HR)
<ul style="list-style-type: none">In 69 pinch-hit plate appearances this season, he leads MLB pinch hitters in extra-base hits (8), hits (tied, 15) and doubles (tied, 5), is second in homers (tied, 3), and is third in RBI (tied, 11)...Has batted .246/.333/.475 (15-for-61) in that role...His 15 pinch hits are Atlanta's most since Matt Joyce (16) and Charlie Culberson (15) in 2019.Since 9/1 is hitting .278 (5-for-18)...Has batted .237/.321/.344 in 27 starts this season.Has a higher OPS as a left-handed hitter (.737)...Has 12 XBH from the left side in 121 AB...Has a .673 OPS as a right-hander with three XBH in 50 AB.In his career, has appeared at every position but catcher, including two relief outings.	<ul style="list-style-type: none">Hitting 4-for-35 (.114) dating back to 8/15...Has five runs and seven walks in that span.As a pinch hitter in 2021, has hit .250/.400/.250 (3-for-12) with 3 walks and 3 runs.Two of his five homers this season came on 4/18 at CHC, also plated six runs...It was his first career multi-homer game and the third two-homer, six-RBI game by an ATL-era centerfielder (Ron Gant, 7/5/90 and Andruw Jones, 7/18/06).
Ozzie Albies • INF • 5-8 • 165 • 24 yrs • #1	Joc Pederson • OF • 6-1 • 220 • 29 yrs • #22
SD Series: .250 (1-4, 2B, 2 R) Road Trip: .265 (9-34, 7 RBI) Season Long Streak: 10 games, 4/26-5/6 (14-40, .350, 2 HR)	SD Series: ---- Road Trip: .300 (3-10, 2 2B, R) Season Long Streak: 11 games, 7/24-8/5 (17-41, .415, 2 HR)
<ul style="list-style-type: none">N.L. Ranks: XBH (73, 2nd), 3B (6,T2nd), RBI (101, 3rd), 2B (37,T3rd), TB (293, 4th), Runs (98,T4th), SB (18,T8th)...ATL is 23-17 with him hitting leadoff.Has 30 HR, 98 R and 101 RBI...If he reaches 100 R, at 5'8", would be the 2nd-shortest player in MLB history with a 30/100/100 season (Hack Wilson, CHC, 1927, '29-'30)On 9/22 became the youngest 2B in MLB history with at least 30 homers and 100 RBI...Also became the first Atlanta middle infielder (min. 75% of games) in franchise history with 100 RBI...He is on pace to produce 77 extra-base hits and 107 RBI.Is hitting .229/.282/.458 (38-for-166) out of the leadoff spot this season, compared to .269/.323/.502 (116-for-432) in all other batting order positions.From 9/3-7, homered in 4 straight games, his 2nd 4-game HR streak this season...Hank Aaron was the last Brave to have multiple such streaks in a single season, doing so in 1966.With 90 HR, has the most by a second baseman in Braves history (passed Uggla 8/12).	<ul style="list-style-type: none">10th-inning single on 9/9 was the second walk-off of his career and first with Braves.Went 2-for-5 on 9/9 and 9/19 but is 15-for-90 (.167) since snapping his career-best 11-game hitting streak, 8/6...Went 17-for-41 (.415) with a two homers during the run.In 59 games with Atlanta, including 40 starts, has gone 38-for-160 (.238) with five homers and 19 RBI...Has made 22 starts in center and 18 starts in right field.After beginning the season just 7-for-51 (.137), was placed on the IL with left wrist tendinitis...Since being activated on 5/3, is hitting .247 in 116 games (91 starts).Batting .280/.333/.473 with runners in scoring position, including .327/.400/.490 in such situations with two outs...Batting .211/.281/.383 with the bases empty.Has hit .265 (26-for-98) against lefties this season, with a pair of homers...Batted .191 against left-handed pitchers in his first seven MLB seasons, with nine homers.Acquired via trade from CHC on 7/15...Prior to joining the Cubs, had spent his first seven MLB seasons with the Dodgers, hitting .230 with 130 home runs.
Orlando Arcia • INF • 6-0 • 200 • 26 yrs • #9	Austin Riley • INF • 6-3 • 240 • 24 yrs • #27
SD Series: ---- Road Trip: .000 (0-2) Season Long Streak: 6 games, 6/6-6/16 (7-20, .350, 6 RBI, 2 R)	SD Series: .500 (2-4, RBI) Road Trip: .382 (13-34, 4 2B) Season Long Streak: 10 games, 9/14-present (16-43, .372, 3 HR, 9 RBI)
<ul style="list-style-type: none">Recalled 9/22 after spending 9/1-19 with the Braves...Since the start of September, he's hitting .091/.167/.091 (1-for-11) with a run, RBI, a walk and one strikeout...Acquired from MIL on 4/6 for RHPs Chad Sobotka and Patrick Weigel.In 74 games with Gwinnett, hit .282/.351/.516 (81-for-287)...2021 Braves Minor League numbers: 17 home runs, 33 extra-base hits, 148 total bases, 54 runs and 81 hits.Made the Opening Day roster with Milwaukee and went 1-for-11 in four games.	<ul style="list-style-type: none">Currently tied for third in the National League with 48 multi-hit games.Riding his career-long hitting streak at 10 games...It's the 4th-longest active hit streak in the N.L. behind Betts (LAD, 15 G), Schwindel (CHC, 13 G) and T. Turner (LAD, 11 G)On 9/21 became 10th Brave 24-or-younger to hit 30 HR in a season (last: Acuña, 2019).Has 32 home runs and 30 doubles this season, the first Braves third baseman with a 30/30 season aged 24-or-younger since Chipper Jones in 1996...There are just three such seasons in franchise history (Jones, 1996; Eddie Mathews, 1953).
William Contreras • C • 6-0 • 180 • 23 yrs • #24	Eddie Rosario • OF • 6-1 • 180 • 29 yrs • #8
SD Series: ---- Road Trip: .500 (4-8, 2B, 2 R) Season Long Streak: 4 games, 5/12-16 (5-13, .384, 2 HR)	SD Series: .250 (1-4, R) Road Trip: .333 (9-27, cycle, 2 HR, 4 R, 2 RBI) Season Long Streak: 14 games, 6/13-6/28 (17-53, .321, 2 HR)
<ul style="list-style-type: none">His seventh-inning double on 9/20 snapped an 0-for-21 stretch at the plate...Recalled 9/10...Hitting .212/.295/.385 in the majors and .290/.357/.516 in minors this season.Played just two games in previous recent stint with Braves, going 0-for-6 from 8/22-23.As an MLB player, has hit .223 (37-for-166) with seven homers across 2020 and 2021.	<ul style="list-style-type: none">On 9/20 became only Brave this season to log three doubles in a game, and first since Dansby Swanson did it on 8/23/20 vs. PHI...It had happened 28 times in MLB this season.Batting .333/.382/.610 in 64 games since the All-Star Break, with 83 hits and 56 RBI...His average is eighth-best (tied) in baseball since the break and his RBI count is third.Tabbed as the third baseman on MLB's August Team of the Month...Hit safely in 23 of 26 August games, trailing only Chicago-Al's José Abreu (24 total games).Went 2-for-5 with two homers and a career-most six RBI, 7/27 at NYM...Is the first Braves 3B with two homers and six RBI in a game since Earl Williams on 6/13/1971.Named the N.L. Player of the Week for the period of 5/17-23...In seven games, went 12-for-26 with four doubles, six home runs and 11 RBI...He is the only player in modern Braves franchise history to hit six homers and 10 extra-base hits in any seven-game span.
Travis d'Arnaud • C • 6-2 • 210 • 32 yrs • #16	Jorge Soler • OF • 6-4 • 240 • 29 yrs • #12
SD Series: .250 (1-4) Road Trip: .261 (6-23, 2 2B, HR, 2 R, 3 RBI) Season Long Streak: 5 games, 4/29-8/13 (7-19, .368, HR)	SD Series: .000 (0-3) Road Trip: .143 (4-28, 2 2B, HR, 3 R, 3 RBI) Season Long Streak: 12 games, 9/2-15, (16-54, .296, 2 HR, 9 R, 6 RBI)
<ul style="list-style-type: none">Since coming off IL on 8/11, 13 of his 25 hits have gone for extra bases...Across those 27 games, is hitting .240/.319/.462 (25-for-104) with five HR, 14 RBI and 10 walks.Is hitting .246/.313/.475 (15-for-61) with eighth XBH in 18 September games.Braves catchers combined to bat just .180 this season prior to d'Arnaud's return, the worst average in baseball...d'Arnaud hit .321/.386/.533 last year to win the Silver Slugger.Agreed to terms on a two-year contract extension with a club option for 2024 on 8/20.	<ul style="list-style-type: none">Has 6th-highest Sept. SLG in N.L. (.661) among qualified players within the month.On 9/19 hit for first cycle of his career...Was the 4th cycle in MLB this season...Became the 5th Puerto Rican in MLB history to hit for the cycle and the first since Bengie Molina (TEX, 7/16/10)...Completed cycle having seen only five pitches in the game.Since his Braves debut on 8/28, has six homers and has slashed .284/.347/.642 (.988 OPS)...Has two doubles, two triples, 10 runs, 12 RBI and seven BB in that time frame.Was acquired by Atlanta from Cleveland on July 30 in exchange for INF Pablo Sandoval.Batted .254 (72-for-283) over 78 G for Cleveland this season, with 15 doubles, a triple and seven HR, driving in 46... Hit 32 HR with 109 RBI in his last full season in 2019, batting .276/.300/.500 over 137 games to earn an 18th-place finish in A.L. MVP voting.Has appeared defensively at all three outfield positions, including 672 games in left.
Adam Duvall • OF • 6-1 • 215 • 33 yrs • #14	Dansby Swanson • INF • 6-1 • 190 • 27 yrs • #7
SD Series: .250 (1-4, RBI) Road Trip: .303 (10-33, 9 RBI) Season Long Streak: 16 games, 9/1-9/20 (18-64, .281, 8 HR, 10 R, 19 RBI)	SD Series: .250 (1-4, HR, 2 RBI) Road Trip: .138 (4-29, HR, 2 R, 4 RBI) Season Long Streak: 12 games, 5/19-6/3 (17-47, .362, 5 HR)
<ul style="list-style-type: none">N.L. Ranks: RBI (111, 1st), HR (38, 2nd)...38 HR are his best in a single season.Had 16-game hit streak snapped on 9/21...It was the longest active streak in MLB...It's the 4th-longest streak in the N.L. this season and the longest of his career...It's the longest hit streak by a Brave since Freddie Freeman hit in 18 straight from 8/14-9/4/2020.Has hit in 19 of 20 September games...Only Austin Hays (BAL, 20) has hit in more MLB games this month...Sept. N.L. rankings: 22 RBI (2nd), 8 HR (T2nd),Hit 483-foot homer 9/20 - the longest HR of his career and 4th-longest in MLB this season...It's the 2nd-longest HR by a Brave in the Statcast era (Acuña, 495 ft., 9/25/20).His 111 RBI mark a career most, besting his 103 RBI in 2016 with Cincinnati...Hasn't reached 100 RBI in any other seasons to this point in his career.Had his seven-game extra-base-hit streak snapped on 9/10...It's tied for the third-longest streak in MLB this year behind Joey Votto (CIN, 8 G) and J.D. Martinez (BOS, 8 G).Batting .336 with runners in scoring position and .177 with the bases empty.Acquired by Atlanta, 7/30, from Miami in exchange for C Alex Jackson...Played parts of the last three seasons with the Braves...Was originally acquired by Atlanta at the trade deadline in 2018, and hit .231/.290/.488 over 131 games in his first stint with the Braves.	<ul style="list-style-type: none">Has hit leadoff the past five games - had done that only once prior...He's a lifetime .130/.250/.304 (3-for-23) hitter out of the first spot with a double, homer, and 3 RBI.Had his career-high, 12-game hit streak snapped on September 17...It was tied for the longest active streak in baseball with teammate Adam Duvall and Bryce Harper (PHI).Over his last 34 games, is hitting .265 (35-for-132) with eight home runs, 19 RBI, 21 runs and 14 walks...Slugging .527 since the All-Star Break with 28 extra-base hits (17 homers) in 59 games...Homers are tied for 13th best in baseball since the break.Hitting .241 (20-for-83) in September with 10 XBH (3 HR), 12 runs and nine RBI.Batting .257/.343/.492 over 48 games with the Braves...Atlanta acquired him, 7/30.Slugged .531 in the month of August with three doubles and eight homers in 96 at-bats...Tallied six homers over the first three months of the season.From 8/29-8/30, hit home runs in back-to-back games for the 13th time in his career.Had back-to-back multi-homer games, 7/25 and 7/26, becoming just the second Royals player all-time with multi-homer games in consecutive dates (Darrell Porter, 1977).Led the American League and set the KC franchise record with 48 home runs in 2019.Eight-year MLB veteran: Cubs (14-16), Royals (17-21)...2016 WS champ w/ CHC.
Freddie Freeman • INF • 6-5 • 220 • 32 yrs • #5	
SD Series: .000 (0-4) Road Trip: .353 (12-34, 9 R) Season Long Streak: 12 games, 9/9-9/22 (22-52, .423, 3 HR, 13 R, 9 RBI)	SD Series: .250 (1-4, HR, 2 RBI) Road Trip: .138 (4-29, HR, 2 R, 4 RBI) Season Long Streak: 12 games, 5/19-6/3 (17-47, .362, 5 HR)
<ul style="list-style-type: none">N.L. Ranks: Runs (117, 1st), Hits (172, 2nd), TB (294, 3rd), Walks (81,T3rd), OBP (.392 4th), HR (31,T9th)...Second in N.L. with 51 multi-hit games (Trea Turner, LAD, 52 G).Last night snapped his N.L.-leading on-base streak at 20 games...It was third-longest active in MLB...It was Freeman's longest on-base streak this season and his best since he reached in 33 straight from 8/11-9/18/2020...His career best is 46 games (8/6-9/28/16)...He's reached the 20-game plateau eight times since his debut in 2010.Had season-high 12-game hit streak snapped on 9/23...Was the second-longest active streak in MLB...Was his longest since also hitting in 12 straight from 9/6-18/2020.His 117 runs mark a new career high, besting his total of 113 from 2019.Finished play on 5/7 hitting .195 (22-for-113)...Since then, he's hit .325/.408/.538 with 24 homers, 64 RBI and 101 runs across 121 games...Has hit safely in 17 of 21 Sept. G.In 81 wins, has hit .343 w/ 20 homers and 54 RBI...In 72 losses, has hit .249 w/ 28 RBI.Hit for the cycle 8/18 at MIA...Became the first Braves player in the modern era (since 1900) to hit for two cycles in his career...He also did so on 6/15/16 vs. CIN.Started at first base for the N.L. in the All-Star Game...Was his fifth career All-Star honor...Is the first Braves infielder to win three consecutive fan-elected starts.	<ul style="list-style-type: none">Hitting .133 (11-for-83) in his last 24 games with three extra-base hits.From 7/7 to 8/18, hit .345 (51-for-148) with 22 XBH (11 HR), 30 R and 37 RBI.Has 27 home runs, a new career-high total, to set the Braves franchise single-season record for a shortstop...Denis Menke held the original mark (20) for Milwaukee in 1964.Went 3-for-4 with 2 HR and a career-high 7 RBI, 7/31 vs MIL...Just the second Braves SS since 1920 w/ at least 2 HR and 7 RBI in a game (Jeff Blauser, 5/11/96 at PHI).Had an RBI in six straight games, from 7/7-17, a career-long streak...That matched the longest such streak by a Braves shortstop since 1920, when RBI became an official stat, joining Jeff Blauser ('93), Rafael Ramirez ('82), Eddie Miller ('40) and Doc Farrell ('27).





Braves Blasts				
HOME RUN BREAKDOWN				
Braves Solo		129	Opponent Solo96	
Braves 2-Run.		73	Opponent 2-Run.54	
Braves 3-Run.		18	Opponent 3-Run.21	
Braves Grand Slams		10	Opponent Grand Slams 4	
Braves Total		230	Opponent Total175	
2021 BRAVES BACK-TO-BACK HOMERS				
Date	Opp.	Inning	Hitters	Opposing Pitchers(s)
5/14	at MIL	5th	Ozuna-Albies	LH Eric Lauer
5/21	vs. PIT	5th	Albies-Riley	LH Tyler Anderson
5/21	vs. PIT	7th	Riley-Swanson	LH Chasen Shreve
8/14	at WSH	9th	Swanson-Duvall	RH Jefry Rodríguez
8/15	at WSH	5th	Freeman-Riley	RH Paolo Espino
8/30	at LAD	6th	Soler-Freeman	LH Julio Urias
9/5	at COL	3rd	Duvall-d'Arnaud	RH Ryan Feltner
9/19	at SF	7th	Duvall-Rosario	RH's Anthony DeSclafini/Zack Littell
MULTI-HOMER GAMES				
Player	Career	2021	Last	
Freeman	17	0	9/10/20 at WSH	
Pederson	17	2	6/18/21 vs. MIA	
Duvall	10	3	6/19/21 at CHI	
	Three-Homer Game (2)	0	9/9/20 vs. MIA	
Soler	9	2	7/26/21 vs. CHW	
Albies	7	2	6/30/21 vs. NYM	
Swanson	5	2	7/31/21 vs. MIL	
d'Arnaud	4	0	7/15/19 at NYY	
	Three-Homer Game	0	7/15/19 at NYY	
Vogt	4	1	9/9/21 vs. WSH	
Riley	3	3	7/27/21 at NYM	
Heredia	1	1	4/18/21 at CHI	
LEAD-OFF HOMERS				
Player	Career	2021	Last	
Pederson	23	2	6/18/21 vs. MIA (Poteet)	
Albies	8	2	9/5/21 at COL (Feltner)	
Almonte	1	0	9/18/19 vs. MIA (Alcantara)	
d'Arnaud	1	0	7/15/19 at NYY (Paxton)	
GAME-ENDING HOMERS				
Player	Career	2021	Last	
Freeman	5	0	9/25/20 vs. BOS (Springs)	
Albies	2	1	8/11/21 vs. CIN (Sims)	
d'Arnaud	1	0	7/6/19 vs. NYY (Green)	
Duvall	1	0	5/9/18 vs. NYM (Ramos)	
Pederson	1	0	4/15/19 vs. CIN (Iglesias)	
Swanson	1	0	8/17/20 vs. WSH (Hudson)	
GRAND SLAMS				
Player	Career	2021	Last	
Duvall	5	1	6/18/21 at CHI (Davies)	
Albies	4	0	7/27/19 at PHI (Suarez)	
Freeman	3	1	5/16/21 at MIL (Suter)	
Adrianza	2	1	5/21/21 vs. PIT (Difo)	
Almonte	2	0	4/22/18 at DET (Wilson)	
Pederson	2	0	4/3/17 vs. SD (Chacín)	
Riley	2	1	7/27/21 at NYM (Eickhoff)	
Swanson	2	2	7/31/21 vs. MIL (Curtiss)	
Vogt	2	0	6/15/15 at SD (Mazzoni)	
Heredia	1	1	4/18/21 at CHI (Tepera)	
d'Arnaud	1	0	7/21/19 vs. CHW (Cease)	
Pache	1	1	5/2/21 at TOR (Milone)	
Ynoa	1	1	5/4/21 at WSH (Rainey)	
PINCH-HIT HOMERS				
Player	Career	2021	Last	
Duvall	5	1	4/3/21 vs. TB (McHugh)	
Pederson	4	0	9/1/19 at ARI (Clarke)	
Adrianza	2	2	5/21/21 vs. PIT (Difo)	
Vogt	2	0	7/30/19 at PHI (Pivetta)	
Almonte	1	1	6/5/21 vs. LAD (Treinen)	
Freeman	1	0	9/21/10 at PHI (Halladay)	
Heredia	1	0	4/14/19 at TOR (Mayza)	
Smith	1	0	8/1/17 vs. TOR (Stroman)	
Soler	1	0	9/21/15 vs. MIL (Jimenez)	
Swanson	1	0	6/24/18 vs. BAL (Brach)	

Recent Transactions			
September 25: Reinstated RHP Edgar Santana from the paternity list and optioned LHP Dylan Lee to Triple-A Gwinnett.			
September 22: Selected the contract of LHP Dylan Lee to Atlanta and recalled INF/OF Orlando Arcia...Placed RHP Touki Toussaint on the bereavement list and placed RHP Edgar Santana on the paternity list.			
September 21: Claimed C Chadwick Trom off waivers from the San Francisco Giants and optioned him to Triple-A Gwinnett.			
September 19: Activated RHP Luke Jackson from the paternity list and optioned INF/OF Orlando Arcia to Triple-A Gwinnett.			
September 16: Returned RHP Chris Martin from his rehabilitation assignment and reinstated him from the 10-day injured list...Placed RHP Luke Jackson on the paternity list.			
September 10: Recalled C William Contreras to Atlanta and placed C Stephen Vogt on the 10-day injured list with right hip inflammation.			
September 2: Placed RHP Chris Martin on the 10-day injured list with right elbow inflammation and recalled LHP Sean Newcomb to Atlanta.			
September 1: Recalled INF/OF Orlando Arcia and RHP Jacob Webb to Atlanta as part of the expanded roster.			
August 31: Placed RHP Josh Tomlin on the 10-day injured list with a strained neck, backdated to August 29, and recalled RHP Edgar Santanta to Atlanta.			
August 29: Returned RHP Ian Anderson from his rehabilitation assignment and reinstated him from the 10-day injured list			
August 28: Optioned RHP Edgar Santana to Triple-A Gwinnet postgame.			
August 25: Returned OF Eddie Rosario from his rehabilitation assignment and reinstated him from the 10-day injured list...Designated OF Abraham Almonte for assignment.			
August 24: Reinstated C Travis d'Arnaud from the paternity list and optioned C William Contreras to Triple-A Gwinnett.			
August 21: Recalled C William Contreras from Triple-A Gwinnett and placed C Travis d'Arnaud on the paternity list.			
August 17: Returned RHP Huacar Ynoa from his rehabilitation assignmnet and reinstated him from the 60-day injured list.			
August 16: Optioned RHP Jacob Webb to Triple-A Gwinnet as a postgame assignment.			
August 13: Recalled RHP Jacob Webb....Outrighted C Kevan Smith to Triple-A Gwinnett...Announced Smith elected free agency.			

Game-Ending RBI					
Player	Number	Last	Player	Number	Last
Adrianza	1	5/8/21 (1B)	Heredia	2	5/15/18 (1B)
Albies	3	8/11/21 (HR)	Pederson	2	9/9/21 (1B)
Almonte	-	-	Riley	-	-
d'Arnaud	2	7/6/19 (HR)	Smith	--	--
Duvall	3	8/22/20 (1B)	Soler	--	--
Freeman	12	7/1/21 (1B)	Swanson	5	4/15/21 (1B)
Fried	1	7/4/21 (1B)	Vogt	1	7/18/15 (1B)
Braves Walk-off Wins in 2021: 7 (9/9 vs. WSH - Pederson (1B))					

Ejections					
Player/Manager	2021	Career	Player/Manager	2021	Career
Adrianza	-	-	Pederson	1	4
Albies	-	-	Riley	-	-
Almonte	-	-	Smith	-	1
d'Arnaud	-	-	Snitker	1	15
Duvall	-	-	Soler	-	2
Freeman	-	5	Swanson	-	-
Heredia	-	-	Vogt	-	-
Braves last ejection in 2021: 8/24 vs. NYY (Pederson)					

Braves Injured/Inactive List						
Player	Pos.	Injury	7/10/60-day IL	Date on IL/List	Date off IL/List	Games Missed on IL
Mike Soroka	RHP	Recovery from right Achilles tendon surgery	60-day	March 31	--	152
Marcell Ozuna	OF	Left middle and ring finger fracture	10-day	May 28 (retro to May 26)	--	104
Grant Dayton	LHP	Left shoulder inflammation	60-day	June 5	--	97
Tucker Davidson	LHP	Left forearm inflammation	60-day	June 16	--	88
Ronald Acuña Jr.	OF	Right knee ACL tear	60-day	July 11	--	64
Josh Tomlin	RHP	Strained neck	10-day	August 31 (retro to August 29)	--	23
Stephen Vogt	C	Right hip inflammation	10-day	September 10	--	13
Ehire Adrianza	INF	--	--	April 3	April 10	5
Chris Martin	RHP	Right shoulder inflammation	10-day	April 10 (retro to April 7)	May 12	30
Max Fried	LHP	Right hamstring strain	10-day	April 14	May 5	18
Cristian Pache	OF	Left groin strain	10-day	April 14	April 24	8
Drew Smyly	LHP	Left forearm inflammation	10-day	April 16	April 24	6
Ender Inciarte	OF	Left hamstring strain	10-day	April 17	May 14	23
Sean Newcomb	LHP	--	10-day	April 17	April 30	11
Guillermo Heredia	OF	Right hamstring inflammation	10-day	May 1 (retro to April 30)	May 15	12
Grant Dayton	LHP	Left thigh inflammation	10-day	May 12 (retro to May 9)	May 19	9
Cristian Pache	OF	Right hamstring inflammation	10-day	May 14	June 2	15
Max Fried	LHP	Blister on his left index finger	10-day	June 22 (retro to June 19)	June 30	11
Touki Toussaint	RHP	Right shoulder strain	60-day	March 26	July 16	89
Alex Jackson	C	Strained left hamstring	60-day	May 2	July 21	66
Ender Inciarte	OF	--	--	July 19	July 24	4
Travis d'Arnaud	C	Left thumb sprain	60-day	May 2	August 11	86
Huascar Ynoa	RHP	Right hand fracture	60-day	May 17	August 17	81
Ian Anderson	RHP	Right shoulder inflammation	10-day	July 16 (retro to July 13)	August 29	39
Chris Martin	RHP	Right elbow inflammation	10-day	September 2	September 16	12

Minor League Report			
 [AAA] Gwinnett Stripers (68-54) Triple-A East	 [AA] Mississippi Braves (67-44) Double-A South	 [A+] Rome Braves (56-60) High-A East	 [A] Augusta GreenJackets (54-66) Low-A East
Last Game Recap • Gwinnett was held to two hits in yesterday's 5-0 shutout loss to Durham.	Last Game Recap • INF CJ Alexander plated three runs and scored once on a 2-for-5 effort as Mississippi won Game 3 of the Double-A South Championship Series yesterday.	Season Recap • The Rome Braves finished with a regular season record of 56-60 and a fourth place standing in the High-A East division.	Season Recap • The Augusta GreenJackets ended the season in third place in the Low-A East-South Division with a record of 54-66.

2021 Schedule and Results

Date	Opp.	H/R	D/N	Time/ Result	Winner-Loser-Save	Att.	W-L	Pos.	GA GB
4/1	at PHI	R-D	L, 3-2 (10)		Brogdon-Jones-None	8,529	0-1	T-4th	- 1.0
4/2	OPEN DATE								
4/3	at PHI	R-D	L, 4-0		Wheeler-Morton-None	8,582	0-2	5th	-2.0
4/4	at PHI	R-D	L, 2-1		Alvarado-Martin-Neris	10,773	0-3	5th	-3.0
4/5	at WSH	R-D	PPD					5th	-3.5
4/6	at WSH	R-D	L, 6-5		Hudson-Smith-None	4,801	0-4	5th	-2.5
4/7	at WSH	R-D	(1) W, 7-6 (2) W, 2-0		Tomlin-Fedde-Smith Jackson-Rainey-Newcomb	4,927 4,927	1-4 2-4	2nd 2nd	-2.5 -3.0
4/8	OPEN DATE							3rd	-3.0
4/9	vs. PHI	H-N	W, 8-1		Morton-Wheeler-None	14,342	3-4	3rd	-2.0
4/10	vs. PHI	H-N	W, 5-4		Newcomb-Bradley-Smith	14,394	4-4	2nd	-1.0
4/11	vs. PHI	H-N	L, 7-6		Alvarado-Smith-Neris	14,221	4-5	T-2nd	-2.0
4/12	vs. MIA	H-N	L, 5-3 (10)		García-Webb-None	11,830	4-6	T-2nd	-2.5
4/13	vs. MIA	H-N	L, 14-8		Curtiss-Fried-None	12,036	4-7	4th	-2.0
4/14	vs. MIA	H-N	L, 6-5 (10)		Curtiss-Matzek-García	12,480	4-8	4th	-3.0
4/15	vs. MIA	H-D	W, 7-6		Minter-Floro-None	11,739	5-8	4th	-2.5
4/16	at CHC	R-D	W, 5-2		Tomlin-Davies-Smith	10,343	6-8	4th	-2.0
4/17	at CHC	R-D	L, 13-4		Williams-Ynoa-None	10,343	6-9	5th	-2.5
4/18	at CHC	R-N	W, 13-4		Wilson-Hendricks-None	10,343	7-9	4th	-2.5
4/19	OPEN DATE							4th	-2.5
4/20	at NYY	R-N	L, 3-1		Loaisiga-Matzek-Chapman	10,017	7-10	T-4th	-2.5
4/21	at NYY	R-N	W, 4-1		Anderson-Kluber-None	9,634	8-10	T-3rd	-1.0
4/22	OPEN DATE							T-3rd	-1.0
4/23	vs. ARI	H-N	W, 5-4		Ynoa-Weaver-Smith	19,258	9-10	T-2nd	-1.0
4/24	vs. ARI	H-N	PPD						
4/25	vs. ARI	H-D	L, 5-0		Gallen-Wilson-None	—	9-11	3rd	-1.5
		H-D	L, 7-0		Bumgarner-Smyly-None	20,693	9-12	T-3rd	-2.0
4/26	vs. CHC	H-N	W, 8-7		Morton-Workman-Smith	17,956	10-12	T-3rd	-1.5
4/27	vs. CHC	H-N	W, 5-0		Anderson-Williams-None	17,603	11-12	2nd	-0.5
4/28	vs. CHC	H-N	W, 10-0		Ynoa-Hendricks-None	18,709	12-12	T-1st	--
4/29	vs. CHC	H-N	L, 9-3		Alzola-Wilson-None	19,661	12-13	T-1st	--
4/30	at TOR	R-N	L, 15-3		Ray-Smyly-None	1,629	12-14	T-2nd	-1.0
APRIL TOTALS					204,922 (15,768 average in 13 dates)		12-14		
5/1	at TOR	R-N	L, 6-5 (10)		Romano-Jones-None	1,634	12-15	4th	-1.0
5/2	at TOR	R-D	L, 7-2		Borucki-Anderson-Dolis	1,554	12-16	4th	-2.0
5/3	OPEN DATE							4th	-2.0
5/4	at WSH	R-N	W, 6-1		Ynoa-Ross-None	8,156	13-16	4th	-1.5
5/5	at WSH	R-N	W, 5-3		Fried-Fedde-Smith	8,400	14-16	T-3rd	-1.5
5/6	at WSH	R-D	W, 3-2		Smyly-Lester-Smith	8,561	15-16	3rd	-1.5
5/7	vs. PHI	H-N	L, 12-2		Effin-Morton-None	38,952	15-17	T-4th	-2.5
5/8	vs. PHI	H-N	W, 8-7 (12)		Webb-De Los Santons-None	39,852	16-17	3rd	-1.5
5/9	vs. PHI	H-N	W, 6-1		Ynoa-Nola-None	28,829	17-17	3rd	-1.5
5/10	OPEN DATE							3rd	-1.5
5/11	vs. TOR	H-N	L, 5-3		Thornton-Minter-Romano	21,688	17-18	3rd	-2.5
5/12	vs. TOR	H-N	L, 4-1		Ryu-Jackson-Cole	21,171	17-19	3rd	-3.5
5/13	vs. TOR	H-D	L, 8-4		Bergen-Smith-None	21,653	17-20	T-3rd	-4.0
5/14	at MIL	R-N	W, 6-3		Smyly-Houser-None	12,130	18-20	3rd	-3.0
5/15	at MIL	R-N	W, 5-1		Anderson-Anderson-None	16,344	19-20	3rd	-2.0
5/16	at MIL	R-D	L, 10-9		Peralta-Ynoa-Hader	16,044	19-21	3rd	-2.0
5/17	vs. NYM	H-N	L, 3-1		Reid/Foley-Fried-Díaz	22,691	19-22	3rd	-3.0
5/18	vs. NYM	H-N	L, 4-3		Familia-Smith-Díaz	21,667	19-23	3rd	-4.0
5/19	vs. NYM	H-N	W, 5-4		Smith-Barnes-None	22,619	20-23	3rd	-3.0
5/20	vs. PIT	H-N	L, 6-4 (10)		Rodríguez-Webb-None	21,430	20-24	4th	-3.5
5/21	vs. PIT	H-N	W, 20-1		Anderson-Anderson-None	37,545	21-24	3rd	-3.5
5/22	vs. PIT	H-D	W, 6-1		Wilson-Keller-None	40,068	22-24	3rd	-2.5
5/23	vs. PIT	H-D	W, 7-1		Fried-Brubaker-None	39,874	23-24	2nd	-1.5
5/24	OPEN DATE							2nd	-1.0
5/25	at BOS	R-N	W, 3-1		Morton-Richards-Smith	9,357	24-24	2nd	-1.0
5/26	at BOS	R-N	L, 9-5*		Pivetta-Smyly-None	9,197	24-25	T-2nd	-2.5
5/27	OPEN DATE								
5/28	at NYM	R-N	PPD						
5/29	at NYM	R-N	L, 13-2		Walker-Anderson-None	10,251	24-26	T-2nd	-3.5
5/30	at NYM	R-N	PPD						
5/31	vs. WSH	H-N	W, 5-3		Morton-Ross-Smith	37,668	25-26	2nd	-3.5
MAY TOTALS					331,784 (23,699 average in 14 dates)		13-12		
6/1	vs. WSH	H-N	L, 11-6		Voth-Fried-None	24,083	25-27	2nd	-3.5
6/2	vs. WSH	H-N	L, 5-3		Hudson-Minter-Hand	32,752	25-28	T-2nd	-4.5
6/3	vs. WSH	H-D	W, 5-1		Tomlin-Corbin-None	25,595	26-28	2nd	-3.5
6/4	vs. LAD	H-N	L, 9-5		Urias-Anderson-None	40,514	26-29	2nd	-3.5
6/5	vs. LAD	H-N	W, 6-4*		Morton-Kershaw-Smith	41,136	27-29	2nd	-3.0
6/6	vs. LAD	H-D	W, 4-2		Fried-Bauer-Smith	39,439	28-29	2nd	-3.5
6/7	OPEN DATE								-3.5
6/8	at PHI	R-N	W, 9-5*		Newcomb-Brogdon-None	13,125	29-29	2nd	-2.5
6/9	at PHI	R-N	L, 2-1		Suárez-Smith-None	13,552	29-30	2nd	-3.5
6/10	at PHI	R-D	L, 4-3 (10)		Alvarado-Martin-None	14,261	29-31	3rd	-4.0
6/11	at MIA	R-N	L, 4-3		Alcantara-Morton-García	6,595	29-32	3rd	-5.0
6/12	at MIA	R-D	L, 4-2		Thompson-Fried-Floro	8,158	29-33	3rd	-6.0
6/13	at MIA	R-D	W, 6-4		Smyly-López-Smith	8,448	30-33	3rd	-5.0
6/14	OPEN DATE								-5.5
6/15	vs. BOS	H-N	L, 10-8		Sawamura-Martin-Barnes	36,638	30-34	3rd	-6.5
6/16	vs. BOS	H-N	L, 10-8		Rios-Greene-Ottavino	39,847	30-35	3rd	-7.5
6/17	vs. STL	H-N	W, 4-0		Morton-Gant-None	33,412	31-35	3rd	-6.5
6/18	vs. STL	H-N	W, 9-1		Fried-Martínez-None	40,377	32-35	3rd	-5.5
6/19	vs. STL	H-N	PPD						
6/20	vs. STL	H-D	L, 9-1 (1) H-N W, 1-0 (2)		Wainwright-Wilson-None Smyly-Kim-Smith	33,781 36,977	32-36 33-36	3rd 3rd	-6.0 -5.0
6/21	at NYM	R-N	L, 4-2 (1) at NYM R-N W, 1-0 (2)		deGrom-Muller-Díaz Anderson-Castro-Smith	18,698 18,698	33-37 34-37	3rd 3rd	-5.5 -5.0
6/22	at NYM	R-N	W, 3-0		Morton-Díaz-Smith	17,063	35-37	T-2nd	-4.0
6/23	at NYM	R-N	L, 7-3		Oswalt-Wright-Díaz	15,645	35-38	T-3rd	-5.0
6/24	at CIN	R-N	L, 5-3		Santillan-Chavez-Brach	23,941	35-39	4th	-5.5
6/25	at CIN	R-N	W, 3-2		Smyly-Gutiérrez-Smith	30,231	36-39	T-3rd	-5.0
6/26	at CIN	R-D	L, 4-1		Castillo-Anderson-Garrett	34,671	36-40	T-3rd	-6.0
6/27	at CIN	R-D	W, 4-0		Muller-Mahle-None	21,696	37-40	3rd	-4.5
6/28	OPEN DATE							3rd	-4.5
6/29	vs. NYM	H-N	L, 4-3		Smith-Minter-Díaz	29,274	37-41	4th	-5.5
6/30	vs. NYM	H-N	20-2		Fried-Peterson-None	28,405	38-41	3rd	-4.5
JUNE TOTALS					441,853 (31,561 average in 14 dates)		13-15		
7/1	vs. NYM	H-N	W, 4-3		Smith-Lugo-None	35,777	39-41	3rd	-3.5
7/2	vs. MIA	H-N	W, 1-0		Smyly-López-Smith	38,203	40-41	3rd	-3.0
7/3	vs. MIA	H-D	L, 3-2		Alcantara-Muller-García	38,526	40-42	T-3rd	-4.0
7/4	vs. MIA	H-D	W, 8-7 (10)		Smith-Bass-None	34,485	41-42	2nd	-3.5
7/5	at PIT	R-N	L, 11-1		De Jong-Fried-None	11,600	41-43	T-3rd	-4.5
7/6	at PIT	R-N	L, 2-1		Rodríguez-Matzek-None	10,844	41-44	4th	-5.0
7/7	at PIT	R-D	W, 14-3		Smyly-Crick-None	10,094	42-44	T-3rd	-4.5
7/8	OPEN DATE								
7/9	at MIA	R-N							

	Braves vs. Opponent																
Braves 2021 Batting vs. San Diego																	
Player	G	AB	R	H	2B	3B	HR	RBI	BB	SB	SO	AVG	OBP	SLG			
Ehire Adrianza	2	2	1	1	1	0	0	1	0	0	0	.500	.500	1.000			
Guillermo Heredia	4	8	1	3	1	0	0	2	0	0	1	.375	.375	.500			
Austin Riley	4	11	1	3	0	0	0	2	1	0	2	.273	.357	.273			
Orlando Arcia	2	4	0	1	0	0	0	1	0	0	1	.250	.200	.250			
Freddie Freeman	4	12	2	3	0	0	1	1	3	0	1	.250	.400	.500			
Adam Duvall	6	21	3	5	1	0	2	3	1	0	10	.238	.273	.571			
Eddie Rosario	2	5	1	1	0	0	0	0	0	1	1	.200	.200	.200			
Travis d'Arnaud	2	5	0	1	0	0	0	0	0	0	2	.200	.200	.200			
Joc Pederson	9	30	4	5	1	0	1	2	2	0	8	.167	.219	.300			
Ozzie Albies	4	14	4	2	2	0	0	0	1	1	2	.143	.200	.286			
Dansby Swanson	4	14	1	1	0	0	1	2	1	0	6	.071	.133	.286			
Jorge Soler	2	5	0	0	0	0	0	0	0	0	1	.000	.167	.000			
William Contreras	1	1	0	0	0	0	0	0	0	0	0	.000	.000	.000			
Braves 2021 Pitching vs. San Diego																	
Player	W	L	Sv	BS	G	GS	QS	IP	H	R	ER	HR	BB	SO	ERA	FIP	WHIP
Sean Newcomb	3	0	0	0	4	2	2	13.1	10	0	0	0	6	14	0.00	2.42	1.20
Max Fried	1	0	0	0	1	1	1	9.0	3	0	0	0	0	4	0.00	2.30	0.33
Mike Soroka	1	0	0	0	1	1	1	7.0	6	0	0	0	1	9	0.00	1.07	1.00
Jacob Webb	0	0	0	0	1	0	0	0.1	0	0	0	0	0	0	0.00	3.21	0.00
Will Smith	2	1	7	0	14	0	0	13.2	11	3	3	2	2	18	1.98	2.88	0.95
Charlie Morton	3	0	0	0	3	3	1	17.1	10	5	4	0	7	15	2.08	3.13	0.98
Drew Smyly	0	0	0	0	1	0	0	4.0	2	2	1	1	1	8	2.25	3.19	0.75
A.J. Minter	0	0	1	0	3	0	0	3.0	1	1	1	0	2	4	3.00	2.53	1.00
Luke Jackson	0	0	3	0	4	0	0	6.0	4	3	3	2	6	9	4.50	7.52	1.67
Jesse Chavez	0	0	0	1	8	0	0	8.0	8	4	4	2	2	11	4.50	4.40	1.25
Tyler Matzek	0	2	0	0	2	2	1	12.0	12	6	6	2	5	17	4.50	3.72	1.42
Grant Dayton	0	0	0	0	3	0	0	2.2	2	2	2	0	1	4	6.75	1.28	1.13
Richard Rodriguez	0	1	1	1	4	0	0	3.2	6	4	4	1	2	2	9.82	7.27	2.18
Edgar Santana	0	0	0	0	2	0	0	0.2	2	1	1	0	0	1	13.50	0.16	3.00
Touki Toussaint	0	0	0	0	1	0	0	0.1	2	1	1	0	1	0	27.00	12.21	9.00
Braves Career Batting vs. San Diego																	
Player	G	AB	R	H	2B	3B	HR	RBI	BB	SB	SO	AVG	OBP	SLG			
Freddie Freeman	61	220	35	67	17	2	11	32	34	0	47	.305	.396	.550			
Eddie Rosario	5	18	5	5	1	0	2	4	1	1	2	.278	.316	.667			
Guillermo Heredia	9	19	6	5	2	0	0	2	3	1	5	.263	.391	.368			
Ehire Adrianza	23	45	7	11	1	0	0	5	8	1	9	.244	.370	.267			
Travis d'Arnaud	18	55	4	13	0	0	1	7	8	0	10	.236	.333	.291			
Austin Riley	7	22	2	5	0	0	0	3	2	0	5	.227	.296	.227			
Joc Pederson	98	261	41	57	14	0	16	44	38	2	84	.218	.332	.456			
Orlando Arcia	23	65	4	14	1	0	2	6	1	0	13	.215	.224	.323			
Ozzie Albies	18	70	8	15	8	1	1	5	3	2	10	.214	.257	.400			
Adam Duvall	25	86	12	18	4	1	5	8	5	0	33	.209	.253	.453			
Johan Camargo	17	54	4	11	2	0	0	8	3	0	11	.204	.246	.241			
Dansby Swanson	28	105	10	20	3	1	3	13	6	0	31	.190	.232	.324			
Jorge Soler	11	44	1	8	4	0	0	3	0	0	16	.182	.196	.273			
William Contreras	1	1	0	0	0	0	0	0	0	0	0	.000	.000	.000			
Braves Career Pitching vs. San Diego																	
Player	W	L	Sv	BS	G	GS	QS	IP	H	R	ER	HR	BB	SO	ERA	FIP	WHIP
Sean Newcomb	4	0	0	0	5	3	3	19.1	12	0	0	0	7	21	0.00	2.08	0.98
Jacob Webb	0	0	1	0	3	0	0	1.0	1	0	0	0	2	1	0.00	7.21	3.00
Max Fried	2	0	0	0	2	2	2	16.0	7	1	1	1	0	11	0.56	2.64	0.44
Charlie Morton	6	1	0	0	9	9	6	56.0	35	15	13	1	23	52	2.09	3.05	1.04
Edgar Santana	1	0	0	0	5	0	0	4.0	5	1	1	0	0	3	2.25	1.68	1.25
Drew Smyly	1	1	0	0	3	2	1	16.0	6	5	4	3	4	22	2.25	3.61	0.63
Touki Toussaint	1	0	0	0	2	1	1	7.0	5	2	2	0	3	5	2.57	3.48	1.14
Will Smith	2	1	10	1	29	0	0	27.0	23	8	8	3	7	42	2.67	2.28	1.11
A.J. Minter	0	0	1	0	6	0	0	6.0	3	2	2	0	2	10	3.00	0.86	0.83
Richard Rodriguez	0	1	1	1	10	0	0	10.0	9	4	4	1	3	10	3.60	3.39	1.20
Tyler Matzek	1	3	0	0	6	5	2	32.1	27	13	13	3	16	30	3.62	3.97	1.33
Luke Jackson	0	0	3	0	6	0	0	7.1	5	3	3	2	6	11	3.68	6.19	1.50
Jesse Chavez	2	1	0	3	17	1	1	25.1	25	15	15	8	8	30	5.33	5.83	1.30
Chris Martin	0	0	0	0	4	0	0	3.1	6	4	4	1	0	3	10.80	5.26	1.80
Braves Career Batting at Petco Park																	
Player	G	AB	R	H	2B	3B	HR	RBI	BB	SB	SO	AVG	OBP	SLG			
Joc Pederson	48	131	24	35	7	0	9	27	24	1	42	.267	.399	.527			
Adam Duvall	11	38	4	9	2	1	1	2	1	0	12	.237	.256	.421			
Austin Riley	5	17	2	4	0	0	0	2	2	0	5	.235	.300	.235			
Freddie Freeman	26	94	12	22	7	1	4	12	16	0	25	.234	.342	.457			
Dansby Swanson	11	39	5	9	1	0	2	5	5	0	15	.231	.318	.410			
Ozzie Albies	8	33	5	7	4	0	0	1	2	2	6	.212	.278	.333			
Travis d'Arnaud	14	45	2	9	0	0	0	5	6	0	8	.200	.294	.200			
Jorge Soler	6	20	0	4	2	0	0	1	0	0	5	.200	.227	.300			
Guillermo Heredia	6	11	5	2	2	0	0	1	3	1	5	.182	.400	.364			
Johan Camargo	7	24	2	4	1	0	0	3	2	0	6	.167	.231	.208			
Orlando Arcia	13	37	2	5	0	0	0	3	1	0	6	.135	.154	.135			
Eddie Rosario	3	9	1	1	0	0	0	0	0	1	1	.111	.111	.111			
Ehire Adrianza	11	19	2	1	1	0	0	1	3	1	5	.053	.182	.105			
William Contreras	1	1	0	0	0	0	0	0	0	0	0	.000	.000	.000			
Braves Career Pitching at Petco Park																	
Player	W	L	Sv	BS	G	GS	QS	IP	H	R	ER	HR	BB	SO	ERA	FIP	WHIP
Sean Newcomb	3	0	0	0	4	2	2	13.1	10	0	0	0	6	14	0.00	2.42	1.20
Max Fried	1	0	0	0	1	1	1	9.0	3	0	0	0	0	4	0.00	2.30	0.33
Mike Soroka	1	0	0	0	1	1	1	7.0	6	0	0	0	1	9	0.00	1.07	1.00
Jacob Webb	0	0	0	0	1	0	0	0.1	0	0	0	0	0	0	0.00	3.21	0.00
Will Smith	2	1	7	0	14	0	0	13.2	11	3	3	2	2	18	1.98	2.88	0.95
Charlie Morton	3	0	0	0	3	3	1	17.1	10	5	4	0	7	15	2.08	3.13	0.98
Drew Smyly	0	0	0	0	1	0	0	4.0	2	2	1	1	1	8	2.25	3.19	0.75
A.J. Minter	0	0	1	0	3	0	0	3.0	1	1	1	0	2	4	3.00	2.53	1.00
Luke Jackson	0	0	3	0	4	0	0	6.0	4	3	3	2	6	9	4.50	7.52	1.67
Jesse Chavez	0	0	0	1	8	0	0	8.0	8								

Braves Batters vs. San Diego

VS. AUSTIN ADAMS

Career	BA	OBP	SLG	AB	H	DO	TR	HR	BB	SO
Freddie Freeman	1.000	1.000	1.000	1	1	0	0	0	0	0
Joc Pederson	.000	.000	.000	3	0	0	0	0	0	1
Adam Duvall	.000	.667	.000	1	0	0	0	0	1	1
Dansby Swanson	.000	.000	.000	3	0	0	0	0	0	2
Orlando Arcia	.000	.000	.000	2	0	0	0	0	0	0
Ozzie Albies	.000	.000	.000	2	0	0	0	0	0	0
Ehire Adrianza	.000	.000	.000	1	0	0	0	0	0	1
Travis d'Arnaud	.000	.000	.000	1	0	0	0	0	0	1
Max Fried	.000	.000	.000	1	0	0	0	0	0	1
Eddie Rosario	.000	.000	.000	1	0	0	0	0	0	0
Austin Riley	.000	.000	.000	1	0	0	0	0	0	0

VS. CRAIG STAMMEN

Career	BA	OBP	SLG	AB	H	DO	TR	HR	BB	SO
Joc Pederson	.333	.333	.500	12	4	2	0	0	0	3
Dansby Swanson	.333	.333	.500	6	2	1	0	0	0	4
Adam Duvall	.333	.333	.333	3	1	0	0	0	0	1
Travis d'Arnaud	.200	.200	.200	5	1	0	0	0	0	2
Freddie Freeman	.143	.143	.429	14	2	1	0	1	0	1
Orlando Arcia	.000	.000	.000	3	0	0	0	0	0	2
Ozzie Albies	.000	.000	.000	3	0	0	0	0	0	2
Charlie Morton	.000	.000	.000	1	0	0	0	0	0	0
Jorge Soler	.000	.000	.000	1	0	0	0	0	0	0
Max Fried	.000	.000	.000	1	0	0	0	0	0	0
Eddie Rosario	.000	.000	.000	1	0	0	0	0	0	1
Austin Riley	.000	.000	.000	1	0	0	0	0	0	1
Guillermo Heredia	.000	.000	.000	1	0	0	0	0	0	1

VS. DANIEL HUDSON

Career	BA	OBP	SLG	AB	H	DO	TR	HR	BB	SO
Josh Tomlin	1.000	1.000	1.000	2	2	0	0	0	0	0
Charlie Morton	.500	.500	.500	2	1	0	0	0	0	1
Travis d'Arnaud	.429	.429	.857	7	3	0	0	1	0	2
Ozzie Albies	.400	.400	.800	5	2	2	0	0	0	3
Freddie Freeman	.333	.455	.444	9	3	1	0	0	2	1
Jorge Soler	.333	.333	.333	3	1	0	0	0	0	2
Austin Riley	.250	.250	.250	4	1	0	0	0	0	2
Joc Pederson	.200	.429	.800	5	1	0	0	1	2	1
Adam Duvall	.188	.188	.625	16	3	1	0	2	0	6
Dansby Swanson	.167	.167	.667	6	1	0	0	1	0	1
Ehire Adrianza	.000	.000	.000	4	0	0	0	0	0	1
Orlando Arcia	.000	.333	.000	2	0	0	0	0	1	0
Guillermo Heredia	.000	.000	.000	3	0	0	0	0	0	2
Eddie Rosario	.000	.000	.000	2	0	0	0	0	0	0
William Contreras	.000	.000	.000	1	0	0	0	0	0	0

VS. DINELSON LAMET

Career	BA	OBP	SLG	AB	H	DO	TR	HR	BB	SO
Orlando Arcia	.500	.500	1.250	4	2	0	0	1	0	1
Eddie Rosario	.500	.667	1.000	2	1	1	0	0	1	0
Ozzie Albies	.500	.500	.500	2	1	0	0	0	0	1
Joc Pederson	.286	.412	.786	14	4	1	0	2	2	6
Dansby Swanson	.200	.333	.400	5	1	1	0	0	1	2
Freddie Freeman	.000	.333	.000	2	0	0	0	0	1	0
Travis d'Arnaud	.000	.000	.000	2	0	0	0	0	0	0
Adam Duvall	.000	.000	.000	2	0	0	0	0	0	0
Austin Riley	.000	.000	.000	2	0	0	0	0	0	1

VS. EMILIO PAGAN

Career	BA	OBP	SLG	AB	H	DO	TR	HR	BB	SO
Ozzie Albies	1.000	1.000	3.000	1	1	0	1	0	0	0
Jorge Soler	.000	.000	.000	3	0	0	0	0	0	2
Joc Pederson	.000	.000	.000	3	0	0	0	0	0	1
Ehire Adrianza	.000	.000	.000	1	0	0	0	0	0	0
Travis d'Arnaud	.000	.000	.000	1	0	0	0	0	0	1
Adam Duvall	.000	.000	.000	1	0	0	0	0	0	0
Dansby Swanson	.000	.000	---	0	0	0	0	0	0	0

VS. JAVY GUERRA

Career	BA	OBP	SLG	AB	H	DO	TR	HR	BB	SO
Joc Pederson	.000	.000	.000	1	0	0	0	0	0	1
Adam Duvall	.000	.000	.000	1	0	0	0	0	0	1
Eddie Rosario	.000	.000	.000	1	0	0	0	0	0	0
Ozzie Albies	.000	.000	.000	1	0	0	0	0	0	0
Austin Riley	.000	.000	.000	1	0	0	0	0	0	0

VS. JOE MUSGROVE

Career	BA	OBP	SLG	AB	H	DO	TR	HR	BB	SO
Dansby Swanson	.500	.700	1.333	6	3	2	0	1	3	2
Orlando Arcia	.400	.500	.400	5	2	0	0	0	1	0
Ozzie Albies	.400	.500	.600	5	2	1	0	0	1	0
Adam Duvall	.400	.400	1.000	5	2	0	0	1	0	1
Joc Pederson	.375	.444	1.125	8	3	1	1	1	0	1
Jorge Soler	.333	.333	.333	3	1	0	0	0	0	0
Austin Riley	.333	.333	.333	3	1	0	0	0	0	0
Freddie Freeman	.308	.308	.692	13	4	0	1	1	0	2
Eddie Rosario	.250	.250	.250	4	1	0	0	0	0	1
Guillermo Heredia	.000	.000	.000	1	0	0	0	0	0	0

VS. MARK MELANCON

Career	BA	OBP	SLG	AB	H	DO	TR	HR	BB	SO
Austin Riley	1.000	1.000	1.000	1	1	0	0	0	0	0
Freddie Freeman	.500	.600	.500	4	2	0	0	0	1	0
Dansby Swanson	.400	.400	.400	5	2	0	0	0	0	2
Travis d'Arnaud	.333	.333	.333	3	1	0	0	0	0	0
Jorge Soler	.200	.333	.400	5	1	1	0	0	1	2
Orlando Arcia	.167	.167	.167	6	1	0	0	0	0	1
Joc Pederson	.000	.143	.000	6	0	0	0	0	1	0
Adam Duvall	.000	.000	.000	2	0	0	0	0	0	1
Ozzie Albies	.000	.000	.000	2	0	0	0	0	0	1
Ehire Adrianza	.000	.000	.000	1	0	0	0	0	0	1

VS. NABIL CRISMATT

Career	BA	OBP	SLG	AB	H	DO	TR	HR	BB	SO
Joc Pederson	1.000	1.000	2.000	1	1	1	0	0	0	0
Orlando Arcia	.500	.500	.500	2	1	0	0	0	0	0
Adam Duvall	.500	.500	1.000	2	1	1	0	0	0	1
Ozzie Albies	.000	.000	.000	1	0	0	0	0	0	0
Austin Riley	.000	.000	.000	1	0	0	0	0	0	0
Guillermo Heredia	.000	.000	.000	1	0	0	0	0	0	1

VS. PIERCE JOHNSON

Career	BA	OBP	SLG	AB	H	DO	TR	HR	BB	SO
Joc Pederson	.250	.400	.250	4	1	0	0	0	1	1
Guillermo Heredia	.000	.000	.000	2	0	0	0	0	0	0
Jorge Soler	.000	.000	.000	1	0	0	0	0	0	0
Freddie Freeman	.000	1.000	---	0	0	0	0	0	1	0
Ehire Adrianza	.000	.000	.000	1	0	0	0	0	0	0
Orlando Arcia	.000	.000	.000	1	0	0	0	0	0	0
Ozzie Albies	.000	.000	.000	1	0	0	0	0	0	0
Dansby Swanson	.000	1.000	---	0	0	0	0	0	1	0
Austin Riley	.000	.000	.000	1	0	0	0	0	0	1

VS. REISS KNEHR

Career	BA	OBP	SLG	AB	H	DO	TR	HR	BB	SO
Austin Riley	1.000	1.000	1.000	2	2	0	0	0	1	0
Guillermo Heredia	1.000	1.000	2.000	1	1	1	0	0	0	0
Ozzie Albies	.500	.667	1.000	2	1	1	0	0	1	0
Eddie Rosario	.500	.500	.500	2	1	0	0	0	0	0
Dansby Swanson	.333	.333	1.333	3	1	0	0	1	0	0
Freddie Freeman	.000	.000	.000	3	0	0	0	0	0	1
Jorge Soler	.000	.000	.000	2	0	0	0	0	0	0
Travis d'Arnaud	.000	.000	.000	2	0	0	0	0	0	0
Adam Duvall	.000	.000	.000	2	0	0	0	0	0	1
Joc Pederson	.000	.000	.000	1	0	0	0	0	0	0
Orlando Arcia	.000	.000	---	0	0	0	0	0	0	0
Max Fried	.000	.000	.000	1	0	0	0	0	0	0

VS. ROSS DETWILER

Career	BA	OBP	SLG	AB	H	DO	TR	HR	BB	SO
Ehire Adrianza	.500	.571	.833	6	3	0	1	0	1	0
Jorge Soler	.400	.400	1.200	5	2	1	0	1	0	0
Joc Pederson	.250	.250	.250	4	1	0	0	0	0	0
Freddie Freeman	.222	.276	.296	27	6	2	0	0	1	6
Eddie Rosario	.200	.200	.300	10	2	1	0	0	0	0
Travis d'Arnaud	.200	.200	.200	5	1	0	0	0	0	0
Ozzie Albies	.000	.000	.000	1	0	0	0	0	0	0
Dansby Swanson	.000	.000	.000	2	0	0	0	0	0	0
Austin Riley	.000	.000	.000	2	0	0	0	0	0	0
Guillermo Heredia	.000	.000	.000	2	0	0	0	0	0	1
Drew Smyly	.000	.000	.000	1	0	0	0	0	0	0
Adam Duvall	.000	.000	.000	1	0	0	0	0	0	1
William Contreras	.000	.000	.000	1	0	0	0	0	0	1

VS. RYAN WEATHERS

Career	BA	OBP	SLG	AB	H	DO	TR	HR	BB	SO
Joc Pederson	.000	.000	.000	2	0	0	0	0	0	0
Adam Duvall	.000	.000	.000	2	0	0	0	0	0	0

VS. TIM HILL

Career	BA	OBP	SLG	AB	H	DO	TR	HR	BB	SO
Freddie Freeman	.500	.500	.500	2	1	0	0	0	0	0
Eddie Rosario	.182	.250	.273	11	2	1	0	0	1	0
Joc Pederson	.000	.000	.000	2	0	0	0	0	0	0
Jorge Soler	.000	1.000	---	0	0	0	0	0	0	0
Ehire Adrianza	.000	.000	.000	1	0	0	0	0	0	1
Adam Duvall	.000	.000	.000	1	0	0	0	0	0	1
Max Fried	.000	.000	.000	1	0	0	0	0	0	0
Austin Riley	.000	.000	.000	1	0	0	0	0	0	1

VS. VINCE VELASQUEZ

Braves Pitchers vs. San Diego

VS. A.J. MINTER

Career	BA	OBP	SLG	AB	H	DO	TR	HR	BB	SO
Fernando Tatis Jr.	1.000	1.000	1.000	1	1	0	0	0	1	0
Victor Caratini	.333	.333	.333	3	1	0	0	0	0	1
Eric Hosmer	.200	.200	.200	5	1	0	0	0	0	2
Adam Frazier	.000	.000	.000	3	0	0	0	0	0	2
Jake Marisnick	.000	.000	.000	2	0	0	0	0	0	1
Tommy Pham	.000	1.000	----	0	0	0	0	0	1	0
Manny Machado	.000	.000	.000	1	0	0	0	0	0	1
Wil Myers	.000	.000	.000	1	0	0	0	0	0	1

VS. CHARLIE MORTON

Career	BA	OBP	SLG	AB	H	DO	TR	HR	BB	SO
Eric Hosmer	.400	.500	1.200	5	2	1	0	1	0	2
Austin Nola	.400	.500	.400	5	2	0	0	0	0	1
Jurickson Profar	.364	.500	.727	11	4	1	0	1	1	3
Jake Marisnick	.200	.200	.200	5	1	0	0	0	0	1
Manny Machado	.000	.000	.000	3	0	0	0	0	0	1
Daniel Hudson	.000	.000	.000	2	0	0	0	0	0	0

VS. CHRIS MARTIN

Career	BA	OBP	SLG	AB	H	DO	TR	HR	BB	SO
Fernando Tatis Jr.	1.000	1.000	1.000	1	1	0	0	0	0	0
Manny Machado	.333	.500	.333	3	1	0	0	0	1	0
Adam Frazier	.000	.000	.000	3	0	0	0	0	0	0
Jake Marisnick	.000	.000	.000	2	0	0	0	0	0	1
Jake Cronenworth	.000	.000	.000	1	0	0	0	0	0	0
Trent Grisham	.000	.000	.000	1	0	0	0	0	0	0

VS. DREW SMYLY

Career	BA	OBP	SLG	AB	H	DO	TR	HR	BB	SO
Jorge Ona	.500	.500	2.000	2	1	0	0	1	0	1
Adam Frazier	.444	.444	.667	9	4	2	0	0	0	0
Eric Hosmer	.360	.385	.600	25	9	3	0	1	1	5
Manny Machado	.333	.400	.444	18	6	2	0	0	2	3
Austin Nola	.333	.333	.667	3	1	1	0	0	0	2
Jurickson Profar	.250	.250	.375	8	2	1	0	0	0	2
Jake Marisnick	.200	.200	.800	5	1	0	0	1	0	2
Wil Myers	.143	.143	.571	7	1	0	0	1	0	4
Fernando Tatis Jr.	.000	.200	.000	3	0	0	0	0	1	1
Jake Cronenworth	.000	.000	.000	4	0	0	0	0	0	1
Victor Caratini	.000	.000	.000	3	0	0	0	0	0	2
Tommy Pham	.000	.000	.000	2	0	0	0	0	0	1
Yu Darvish	.000	.000	.000	2	0	0	0	0	0	2
Trent Grisham	.000	.000	.000	2	0	0	0	0	0	1
Ross Detwiler	.000	.000	.000	1	0	0	0	0	0	1

VS. HUASCAR YNOA

Career	BA	OBP	SLG	AB	H	DO	TR	HR	BB	SO
Jake Marisnick	.500	.500	1.500	2	1	0	1	0	0	1

VS. IAN ANDERSON

Career	BA	OBP	SLG	AB	H	DO	TR	HR	BB	SO
Jake Marisnick	.500	.500	.500	2	1	0	0	0	0	1
Adam Frazier	.333	.333	.333	6	2	0	0	0	0	1
Vince Velasquez	.000	.000	.000	2	0	0	0	0	0	2

VS. JACOB WEBB

Career	BA	OBP	SLG	AB	H	DO	TR	HR	BB	SO
Adam Frazier	.500	.500	.500	2	1	0	0	0	0	0
Wil Myers	.000	.500	.000	1	0	0	0	0	1	1

VS. JESSE CHAVEZ

Career	BA	OBP	SLG	AB	H	DO	TR	HR	BB	SO
Austin Nola	1.000	1.000	1.000	1	1	0	0	0	0	0
Joe Musgrove	1.000	1.000	1.000	1	1	0	0	0	0	0
Fernando Tatis Jr.	1.000	1.000	4.000	1	1	0	0	1	0	0
Wil Myers	.333	.333	.667	3	1	1	0	0	0	1
Trent Grisham	.333	.333	.333	3	1	0	0	0	0	2
Eric Hosmer	.308	.308	.308	13	4	0	0	0	0	2
Jurickson Profar	.300	.364	.300	10	3	0	0	0	0	5
Jake Marisnick	.250	.250	.500	4	1	1	0	0	0	0
Tommy Pham	.167	.286	.667	6	1	0	0	1	1	3
Manny Machado	.125	.417	.125	8	1	0	0	0	4	2
Adam Frazier	.000	.000	.000	7	0	0	0	0	0	1
Jake Cronenworth	.000	.000	.000	2	0	0	0	0	0	0
Craig Stammen	.000	.000	----	0	0	0	0	0	0	0
Victor Caratini	.000	.000	.000	1	0	0	0	0	0	0
Ha-seong Kim	.000	.000	.000	1	0	0	0	0	0	0

VS. LUKE JACKSON

Career	BA	OBP	SLG	AB	H	DO	TR	HR	BB	SO
Eric Hosmer	.667	.667	.667	3	2	0	0	0	0	0
Manny Machado	.500	.500	1.750	4	2	0	1	1	0	0
Jake Marisnick	.167	.167	.167	6	1	0	0	0	0	1
Tommy Pham	.000	.500	.000	1	0	0	0	0	1	0
Wil Myers	.000	.000	.000	2	0	0	0	0	0	1
Fernando Tatis Jr.	.000	.000	.000	1	0	0	0	0	0	1

VS. MAX FRIED

Career	BA	OBP	SLG	AB	H	DO	TR	HR	BB	SO
Fernando Tatis Jr.	.500	.500	.750	4	2	1	0	0	0	0
Adam Frazier	.222	.364	.222	9	2	0	0	0	2	2
Wil Myers	.200	.200	.200	5	1	0	0	0	0	2
Manny Machado	.143	.333	.571	7	1	0	0	1	2	2
Tommy Pham	.000	.167	.000	5	0	0	0	0	1	2
Eric Hosmer	.000	.000	.000	4	0	0	0	0	0	0
Jake Marisnick	.000	.000	.000	3	0	0	0	0	0	0
Webster Rivas	.000	.000	.000	3	0	0	0	0	0	0
Jake Cronenworth	.000	.000	.000	3	0	0	0	0	0	1
Trent Grisham	.000	.000	.000	3	0	0	0	0	0	0
Jurickson Profar	.000	.000	.000	2	0	0	0	0	0	0
Yu Darvish	.000	.000	.000	1	0	0	0	0	0	1
Reiss Knehr	.000	.000	.000	1	0	0	0	0	0	1

VS. RICHARD RODRIGUEZ

Career	BA	OBP	SLG	AB	H	DO	TR	HR	BB	SO
Eric Hosmer	.600	.600	.600	5	3	0	0	0	0	0
Victor Caratini	.333	.333	.333	3	1	0	0	0	0	1
Wil Myers	.250	.400	.250	4	1	0	0	0	1	1
Manny Machado	.000	.000	.000	4	0	0	0	0	0	1
Tommy Pham	.000	.000	.000	2	0	0	0	0	0	1
Austin Nola	.000	.000	.000	2	0	0	0	0	0	1
Jurickson Profar	.000	.000	.000	1	0	0	0	0	0	0
Jake Cronenworth	.000	.000	.000	1	0	0	0	0	0	0
Trent Grisham	.000	.000	.000	1	0	0	0	0	0	0

VS. SEAN NEWCOMB

Career	BA	OBP	SLG	AB	H	DO	TR	HR	BB	SO
Wil Myers	.667	.750	1.000	3	2	1	0	0	1	0
Tommy Pham	.667	.667	1.667	3	2	0	0	1	0	0
Adam Frazier	.667	.667	.667	3	2	0	0	0	0	0
Manny Machado	.167	.167	.167	6	1	0	0	0	0	1
Eric Hosmer	.000	.000	.000	5	0	0	0	0	0	1
Fernando Tatis Jr.	.000	.000	.000	1	0	0	0	0	0	1

VS. TYLER MATZKE

Career	BA	OBP	SLG	AB	H	DO	TR	HR	BB	SO
Wil Myers	.500	.667	.500	2	1	0	0	0	1	0
Adam Frazier	.500	.500	.500	2	1	0	0	0	0	0
Jurickson Profar	.000	.000	.000	1	0	0	0	0	0	0
Jake Marisnick	.000	.000	.000	1	0	0	0	0	0	1

VS. WILL SMITH

Career	BA	OBP	SLG	AB	H	DO	TR	HR	BB	SO
Wil Myers	.667	.727	1.556	9	6	2	0	2	2	2
Manny Machado	.500	.571	.833	6	3	0	1	0	1	0
Fernando Tatis Jr.	.250	.250	1.000	4	1	0	0	1	0	2
Tommy Pham	.200	.200	.200	5	1	0	0	0	0	1
Eric Hosmer	.182	.182	.182	11	2	0	0	0	0	3
Victor Caratini	.000	.000	.000	3	0	0	0	0	0	0
Jurickson Profar	.000	1.000	----	0	0	0	0	0	1	0
Jake Marisnick	.000	.000	.000	1	0	0	0	0	0	1
Jake Cronenworth	.000	.000	.000	1	0	0	0	0	0	1