

BALTIMORE ORIOLES (10-14) at DETROIT TIGERS (15-10)

Game 1: RHP Brandon Young (0-0, 6.75) vs. RHP Casey Mize (3-1, 2.22)

Game 2: RHP Charlie Morton (0-5, 10.89) vs. TBA

Saturday, April 26, 2025 • 1:10 p.m. ET & 6:10 p.m. ET • Comerica Park • Detroit, MI

TV: MASN2 • Radio: 98 Rock 97.9 FM/HD2 & WBAL NewsRadio 1090 AM/101.5 FM

Games No. 25, 26

Road Games No. 14, 15

O's AT A GLANCE	
Overall	10-14
Home	5-6
Road	5-8
Day	6-6
Night	4-8
Current Streak	W1
Last 5 Games	2-3
Last 10 Games	4-6
March	3-2
April	7-12
May	-
June	-
July	-
August	-
September	-
vs. LHSP	2-6
vs. RHSP	8-8
Series Opener	4-4
Series Opener at Home	2-2
Series Opener on Road	2-2
By Series	1-5-2
By Home Series	1-2-1
By Road Series	0-3-1
Rubber Games	1-4
Sweeps/Were Swept	-
Scored First	7-5
Opponent Scored First	3-9
1-run games	2-3
Comeback Wins	5-6
Last AB Wins	0-2
Walkoff Wins	-
Extra Innings	0-1
Led After 6	10-1
Led After 7	10-1
Led After 8	10-0
Tied After 6	-
Tied After 7	-
Tied After 8	0-1
Behind After 6	0-13
Behind After 7	0-13
Behind After 8	0-13
vs. AL Teams	7-8
vs. AL East	4-5
vs. AL Central	3-3
vs. AL West	-
vs. NL Teams	3-6
vs. NL East	1-2
vs. NL Central	1-2
vs. NL West	1-2
Hit 0 HR	3-8
Hit 1+ HR	7-6
Hit 2+ HR	6-2
Scored 3 or Fewer Runs	1-12
Scored 4 or More Runs	9-2
Allowed 3 or Fewer Runs	6-2
Allowed 4 or More Runs	4-12
More Hits than Opponent	5-2
Fewer Hits than Opponent	4-12
Committed No Errors	6-6
Committed 1 or More Errors	4-8
Starter Goes at least 5 inn	7-7
Starter Goes at least 6 inn	4-3
Starter Goes at least 7 inn	1-1

ORIOLESPRESSBOX.COM

The 2025 Baltimore Orioles Media Guide, as well as the latest game notes, rosters, press releases, and other team information, can be found at [oriolespressbox.com](#).

BIRDLAND BITES: The Orioles and Tigers were postponed last night due to an inclement weather forecast in the Motor City...On Thursday, the O's snapped a three-game losing streak and avoided the sweep, beating the Nationals in Washington, 2-1...This six-game road trip continues today with the first two of three games in Detroit through Sunday...The Birds begin a six-game homestand on Monday with the Yankees (4/28-30) and Royals (5/2-4).

🦅 The O's have not been swept in 30 consecutive regular season series dating back to July 12-14, 2024, tied with San Diego for the longest active streak in the majors...Baltimore was swept in the AL Wild Card Series from October 1-2, 2024 at Camden Yards.

🦅 **Cade Povich** surrendered one run over a season-high 6.2 innings to earn his first win of the year...Following **Tomoyuki Sugano** on Wednesday, the Orioles have had their starter pitch at least 6.2 innings in consecutive games for the first time since **Zach Eflin** (6.2 IP) and **Corbin Burnes** (7.0 IP) on September 13-14, 2024, both at Detroit.

🦅 Despite Thursday's win, the Orioles tallied four hits...Baltimore's nine games with four or fewer hits this season are the most in the majors, two more than any other team.

ROSTER MOVES: The O's recalled outfielder **Dylan Carlson** from Triple-A Norfolk and placed outfielder **Tyler O'Neill** on the 10-day Injured List with neck inflammation, retroactive to April 24...This marks Carlson's second stint with the Orioles this season after being recalled on March 31...He was optioned back to Triple-A on April 4.

NUMBER ONE SPOT: This series features four former No. 1 overall picks in **Jackson Holliday** (2022) and **Adley Rutschman** (2019) for the Orioles and Casey Mize (2018) and Spencer Torkelson (2020) of the Tigers.

🦅 The last time four No. 1 picks appeared in the same MLB game was on September 27, 2024, when the O's and Twins met at Target Field...That game featured Holliday and Rutschman, and Royce Lewis (2017) and Carlos Correa (2012)...According to *STATS Perform*, it marked the 61st time that four No. 1 selections appeared in the same game, which ties the most in an MLB game since the draft began in 1965.

🦅 Prior to last season, the last such occurrence came on August 4, 2000, with St. Louis' Andy Benes (1988) and Shawon Dunston (1982), and Atlanta's Chipper Jones (1990), and B.J. Surhoff (1985) all appearing at Busch Stadium.

CED AND DONE: **Cedric Mullins** ranks among AL leaders in on-base percentage (2nd, .433), OPS (2nd, 1.023), slugging percentage (T-3rd, .590), walks (4th, 17), and RBI (5th, 20).

🦅 Mullins has driven in 19.4 percent of the team's runs this season, the third-highest mark in the majors behind SF's Wilmer Flores (24.8%) and NYM's Pete Alonso (23.9%).

🦅 He is one of five MLB players leading their team in hits (23), homers (6), RBI (20), and walks (17), along with CHC's Kyle Tucker, DET's Spencer Torkelson, NYY's Aaron Judge, and SD's Fernando Tatis Jr.

🦅 Mullins has hit two leadoff home runs this season (4/3 vs. BOS & 4/19 vs. CIN)...He had not hit one since September 26, 2022 entering this season...His 18 career leadoff home runs rank second in Orioles history behind **Brady Anderson** (44).

THE MAGIC NUMBER: The O's won on Thursday when scoring fewer than five runs for the first time this season...The last time the team won when scoring three or fewer runs was September 6, 2024 vs. Tampa Bay (2-0)...The club had lost 22 such games in a row...Baltimore is 9-2 when scoring at least four runs this year and 1-12 when scoring three or less.

🦅 Since 2024, Baltimore is 89-21 (.809) when scoring four or more runs, the fourth-best mark in the majors behind Cleveland (87-15, .853), San Diego (89-16, .848), and Houston (83-19, .814)...During that same time, the Birds are 12-64 (.158) when scoring three runs or fewer, the fourth-worst mark in the majors ahead of the White Sox (13-111, .105), Twins (13-71, .155), and Rockies (15-82, .155).

LONG BALL LIVING: The Birds failed to homer in each of the three games in Washington after hitting 19 home runs in the previous eight-game homestand beginning April 12, including six multi-homer efforts in that time...The Orioles are 3-8 when not hitting a home run, 7-6 when hitting at least one, and 6-2 when going deep at least twice in a game this season.

🦅 Baltimore has six players with at least three home runs, tied for most in the AL and tied for third in MLB with the Braves, Cubs, Mariners, Rays, and Yankees, and trailing the Dodgers (8) and Diamondbacks (7).

🦅 The O's have received 14 long balls from their 6-9 hole hitters, tied for the most in MLB with the Reds and Yankees...The club led MLB with 87 such homers in 2024.

'PEN PALS: The O's bullpen ERA has risen from 2.97 (25 ER/75.2 IP) to 4.48 (44 ER/88.1 IP) since Sunday...Entering Sunday's game, the bullpen ranked second in the AL and fifth in MLB in ERA, before falling to 13th in the AL and 23rd in MLB entering today...Excluding position players, Orioles relievers have allowed just four home runs this season in 86.1 innings.

🦅 **Seranthony Domínguez** has thrown 8.1 scoreless innings across nine appearances to open the season, allowing two hits and six walks with 10 strikeouts.

🦅 **Yennier Cano** has yet to allow a run across 8.1 innings, scattering five hits and one walk while fanning eight.

🦅 **Bryan Baker** has allowed one run with three walks and 11 strikeouts in 10 outings.

🦅 Cano and Domínguez are the only pair of MLB teammates with at least nine scoreless appearances each this season.

AL IN THE FAMILY: The Orioles are 153-94 (.619) against AL opponents since the start of 2023, the best winning percentage by an AL club during that time...The Birds are 46-24 (.657) against the AL Central during that time, the best such winning percentage by an AL team.

TAKING ON THE TIGERS: The Orioles and Tigers meet for the first of two three-game series this weekend...The teams will meet at Oriole Park from June 10-12...Detroit has won six of the last seven season series dating back to 2017 (clubs did not meet in 2020), with the lone Baltimore victory coming in 2023 (6-1).

🦅 Orioles Senior Director of Field Operations **Nicole Sherry** is one of two female head groundskeepers in MLB, alongside the Tigers' Heather Nabozny.

🦅 Triple-A Norfolk Manager **Tim Federowicz** managed Detroit's Triple-A Affiliate Toledo Mud Hens in 2024 and served as the Tigers' major league catching coach in 2023.

🦅 Detroit's Mickey Tettleton became the first player to hit a Eutaw Street home run at Camden Yards, doing so on April 20, 1992...Victor Martinez is the only other Tiger to hit a home run onto the iconic street (5/13/14).

🦅 Two former Orioles have won All-Star MVP Awards at Detroit-hosted Midsummer Classics: Hall of Famer and Orioles Legend **Frank Robinson** (1971) and **Miguel Tejada** (2006).

🦅 **Ryan Mountcastle** and Detroit's Riley Greene both attended Paul J. Hagerty High School in Oviedo, Fla...Mountcastle graduated in 2015, while Greene did so in 2019.

O's vs. TIGERS	
Current Streak	L2
2024 Record	2-4
at Oriole Park at Camden Yards	1-2
at Comerica Park	1-2
All-Time (since 1954)	465-433
at Home	240-209
on Road	225-224
2025 Schedule	
Date	Score
4/25	Postponed (inclement weather)
4/26-G1	1:10 p.m. ET
4/26-G2	6:10 p.m. ET
4/27	1:40 p.m. ET
6/10	6:35 p.m. ET
6/11	6:35 p.m. ET
6/12	6:35 p.m. ET
Indicates Home	

O's ON THE ROAD	
Record	5-8
Team AVG/OBP/SLG	.213/.289/.334
Fielding Errors	9
Team ERA	4.21 (51 ER/109.0 IP)
Starters ERA	4.83 (37 ER/69.0 IP)
Bullpen ERA	3.15 (14 ER/40.0 IP)
Saves/Opps	1/1
Best Road Trip	.500 (2-2), 3/27-30
Worst Road Trip	.333 (2-4), 4/4-9

CEDRIC THE ENTERTAINER
AL OPS Leaders
1. Aaron Judge (NYY)..... 1.222
2. Cedric Mullins (BAL) 1.023
3. Jonathan Aranda (TB)..... .990
AL OBP Leaders
1. Aaron Judge (NYY)..... .508
2. Cedric Mullins (BAL)433
3. Zack McKinstry (DET)416
AL SLG Leaders
1. Aaron Judge (NYY)..... .714
2. Tyler Soderstrom (ATH)620
3. Cedric Mullins (BAL)590
Ben Rice (NYY)..... .590

UPCOMING MILESTONES	
Gunnar Henderson	5 RBI shy of 200
Ryan Mountcastle	8 HR shy of 100
Cedric Mullins	2 RBI shy of 300
Adley Rutschman	2 XBH shy of 150
Jordan Westburg	5 R shy of 100
	9 RBI shy of 100

THIS DATE IN O'S HISTORY

April 26, 1959 - The Orioles score two runs in the ninth inning of game one and one run in the ninth of the second game to sweep a doubleheader from the Yankees, the first in team history against New York-AL. The two wins also secures the first three-game sweep at Yankee Stadium in team history. The victories push the O's record to 9-5, the first time in the club's first five seasons that it is more than two games over .500.

UPCOMING SCHEDULE					
DATE	OPPONENT	TIME	ORIOLES STARTER	OPPONENT STARTER	TV
April 27	at Detroit	1:40 p.m. ET	RHP Dean Kremer (2-3, 6.84)	LHP Tarik Skubal (2-2, 2.83)	MASN2
MASN and MASN2 games can also be streamed locally via MASN+ ...All games broadcast on the Orioles Radio Network and 98 Rock 97.9 FM/HD2 & WBAL NewsRadio 1090 AM/101.5 FM					

#63 BRANDON YOUNG RHP



0-0, 6.75 ERA

HT: 6-6 WT: 210
DOB: 8/19/98 Age: 26
Bats: R Throws: R

PITCH TYPE (2025)	USAGE	AVG. VELOCITY
Fastball	29.6%	93.8 mph
Cutter	27.2%	86.4 mph
Curveball	22.2%	76.7 mph
Changeup	21.0%	87.4 mph

QUICK HITS: Set to make his second career major league start, including his first on the road...Was optioned to Triple-A Norfolk following his MLB debut on April 19 vs. Cincinnati, but was recalled on Tuesday when **Cody Poteet** was placed on the 15-day Injured List...Became the second Oriole this season to make their MLB debut, joining **Tomoyuki Sugano** (3/30 at TOR)...Made three relief appearances during 2025 Grapefruit League play, allowing four earned runs across 6.1 innings while striking out five...Was added to the Orioles 40-man roster on November 19, 2024...Signed with Baltimore as a non-drafted free agent out of the University of Louisiana-Lafayette on June 14, 2020.

LAST TIME OUT: Did not factor into the decision on April 19 vs. Cincinnati...Tossed 4.0+ innings, allowing three earned runs on seven hits (1 HR) and three walks with three strikeouts...Walked TJ Friedl to begin the fifth before being relieved by Bryan Baker, who stranded the inherited runner...Threw 81 pitches, 48 strikes.

⚡ He conceded three straight two-out hits in the opening frame, including an RBI single by Gavin Lux, but Austin Hays was thrown out at the plate on a single by Santiago Espinal to end the inning by **Tyler O'Neill**.

⚡ Issued a leadoff walk to Jeimer Candelario in the second, but immediately picked him off.

⚡ Retired seven of the last nine batters he faced, including his first career strikeout, fanning Matt McLain in the second.

CHANGING IT UP: Young's changeup was his least utilized offering in his debut, but each of his three strikeouts and all four swings and misses he induced came on the pitch...However, the opposition went 3-for-7 (.429) with a double and home run on the pitch.

⚡ He utilized the changeup 33.6 percent of the time across his three starts with Norfolk, limiting the opposition to a .192 (5-for-26) clip with five strikeouts and a 33.1 percent whiff rate.

OFF AND RUNNING: In his first two starts of the 2025 campaign with Triple-A Norfolk, Young allowed just two unearned runs across 11.1 innings on seven hits and two walks with 11 strikeouts...In his April 5 start at Charlotte, he threw 5.1 hitless innings, conceding one walk while fanning eight.

BEST OF THE BEST: He was named Baltimore's 2024 Jim Palmer Minor League Pitcher of the Year, going 5-6 with a 3.57 ERA (44 ER/111.0 IP) and 102 hits (8 HR), 49 total runs, two hit batters, 37 walks, and 132 strikeouts in 27 appearances (24 GS) between Double-A Bowie and Norfolk...Young finished third among O's minor leaguers in strikeouts, fourth in starts, and fifth in innings.

CAREER HIGHLIGHTS: In 2023, began the season on Bowie's 60-day Injured List recovering from right elbow surgery...Started a rehab assignment on July 15 and pitched in five rehab outings with the FCL Orioles, Single-A Delmarva, and High-A Aberdeen before his reinstatement with Bowie on August 15...Made six appearances, all starts, for the Baysox to finish the season.

⚡ In 2022, made three appearances for the Baysox before his April 28 placement on the 7-day Injured List...Was transferred to the 60-day Injured List on May 28 and Underwent right elbow ulnar collateral ligament reconstruction on June 1, missing the remainder of the season.

⚡ In 2021, made his professional debut between Delmarva and Aberdeen, going a combined 4-3 with a 3.52 ERA (33 ER, 84.1 IP) across 23 appearances (20 GS).

2025 & CAREER SPLITS

2025						CAREER					
	W-L	ERA	G/S	IP	ER		W-L	ERA	G/S	IP	ER
Home	0-0	6.75	1/1	4.0	3		0-0	6.75	1/1	4.0	3
Road	--	--	--	--	--		--	--	--	--	--
Day	0-0	6.75	1/1	4.0	3		0-0	6.75	1/1	4.0	3
Night	--	--	--	--	--		--	--	--	--	--

	AVG	AB	H	HR	BB	K		AVG	AB	H	HR	BB	K
vs. Left	.500	8	4	1	3	1		.500	8	4	1	3	1
vs. Right	.375	8	3	0	0	2		.375	8	3	0	0	2
TOTALS	.438	16	7	1	3	3		.438	16	7	1	3	3

RUN SUPPORT (as starter in '25)

0 Runs	--
1 Run	--
2 Runs	--
3 Runs	0
4 Runs	--
5 Runs	1
6 Runs	--
7 Runs	--
8 Runs	--
9 Runs	--
10+ Runs.....	--
Total	5
RSA/9	11.25

RUNS ALLOWED BY INNING ('25)

1 st	1
2 nd	2
3 rd	0
4 th	0
5 th	0
6 th	--
7 th	--
8 th	--
9 th	--
Total	3

MISCELLANEOUS 2025 STATS

WHIP	2.50
K/9	6.75
BB/9	6.75
QS	--
#P/IP	20.3
Opponents	
AVG:438
OBP:526
SLG:750
OPS:	1.276

2025 HIGHS

Innings: 4.0, 4/19 vs. CIN
Hits: 7, 4/19 vs. CIN
Runs: 3, 4/19 vs. CIN
Earned Runs: 3, 4/19 vs. CIN
Strikeouts: 3, 4/19 vs. CIN
Walks: 3, 4/19 vs. CIN
Home Runs: 1, 4/19 vs. CIN
Winning Streak: --
Losing Streak: --
Shortest Start: 4.0, 4/19 vs. CIN
Pitches Thrown: 81, 4/19 vs. CIN
Low-Hit CG: --

CAREER HIGHS

Innings: 4.0, 4/19/25 vs. CIN
Hits: 7, 4/19/25 vs. CIN
Runs: 3, 4/19/25 vs. CIN
Earned Runs: 3, 4/19/25 vs. CIN
Strikeouts: 3, 4/19/25 vs. CIN
Walks: 3, 4/19/25 vs. CIN
Home Runs: 1, 4/19/25 vs. CIN
Winning Streak: --
Losing Streak: --
Shortest Start: 4.0, 4/19/25 vs. CIN
Pitches Thrown: 81, 4/19/25 vs. CIN
Low-Hit CG: --

YOUNG vs. DET

PLAYER	AVG	AB	H	HR	RBI
Báez	.--	--	--	--	--
Carpenter	.--	--	--	--	--
Dingler	.--	--	--	--	--
Greene	.--	--	--	--	--
Ibáñez	.--	--	--	--	--
Jung	.--	--	--	--	--
Keith	.--	--	--	--	--
Malloy	.--	--	--	--	--
McKinstry	.--	--	--	--	--
Nido	.--	--	--	--	--
Sweeney	.--	--	--	--	--
Torkelson	.--	--	--	--	--
Torres	.--	--	--	--	--

MIZE vs. BAL

PLAYER	AVG	AB	H	HR	RBI
Carlson	.333	3	1	0	0
Henderson	.--	--	--	--	--
Holliday	.--	--	--	--	--
Kjerstad	.--	--	--	--	--
Laureano	.000	3	0	0	0
Mateo	.000	2	0	0	0
Mountcastle	.--	--	--	--	--
Mullins	.400	5	2	0	0
O'Hearn	.375	8	3	1	1
Rutschman	.--	--	--	--	--
Sánchez	.--	--	--	--	--
Urías	.000	4	0	0	0
Westburg	.--	--	--	--	--

YOUNG'S 2025 STARTS

DATE	OPP	SCORE	WHEN LEFT	DEC	IP	H	R	ER	BB	K	HR	PIT	STR
4/19	vs. CIN	9-5	5-3	ND	4.0	7	3	3	3	3	1	81	48
TOTALS				0-0	4.0	7	3	3	3	3	1	81	48 (59.3%)

GAME TWO STARTER: CHARLIE MORTON (0-5, 10.89)

LAST TIME OUT: Suffered the loss on April 20 vs. Cincinnati after working 2.1 innings, allowing a season-high seven earned runs on seven hits (1 HR) and four walks with two strikeouts...Is the fourth starter in franchise history (since 1954) to lose at least each of his first five outings of the season (last: Scott Erickson 5 GS, 4/8-29/99).

vs. DETROIT: Has made five career starts opposite the Tigers, going 1-2 with a 1.65 ERA (6 ER/32.2 IP)...In his last three starts dating to June 5, 2019, has allowed just one unearned run across 19.2 innings with 26 strikeouts against three walks.

#50 CHARLIE MORTON RHP



0-5, 10.89 ERA

HT: 6-5 WT: 215
DOB: 11/12/83 Age: 41
Bats: R Throws: R

PITCH TYPE (2025)	USAGE	AVG. VELOCITY
Curveball	34.0%	80.8 mph
Fastball	31.8%	93.5 mph
Sinker	12.8%	93.3 mph
Changeup	10.7%	87.0 mph
Cutter	10.7%	88.1 mph

QUICK HITS: Morton is set to make his sixth start of the season this afternoon and the sixth of his career against Detroit...His 25 runs allowed lead all MLB pitchers and his 15 walks issued are tied for second most in the AL...His 10.89 ERA is the worst by an Oriole through his first five starts of the year since Ty Blach in 2019 (11.32)...At 41 years, 142 days old in his home debut, became the oldest Orioles pitcher to record 10 strikeouts in a game in franchise history (since 1954), per [@SlangOnSports](#)...Made four Grapefruit League starts, recording a 3.38 ERA (3 ER/8.0 IP) on nine hits and one walk with six strikeouts...Signed a one-year contract with the Orioles on January 3, 2025...Made 30 starts with the Braves in 2024, going 8-10 with a 4.19 ERA (77 ER/165.1 IP) on 154 hits (23 HR), 85 total runs, 65 walks, and 18 hit batters with 167 strikeouts...Was on Atlanta's NLWC roster, but did not appear in a game.

LAST TIME OUT: Was dealt his fifth consecutive loss on April 20 vs. Cincinnati after allowing a season-high seven runs on seven hits (1 HR) and four walks with two strikeouts in a season-low 2.1 innings, his shortest start since September 22, 2023 at Washington with Atlanta (1.0 IP)...Exited with a runner on, who came around to score...Six of his seven runs allowed scored in the third inning...Has received losing decisions in each of his first five starts of the season for the second time in his career (2010, also five)...Is one of three MLB starters to lose their first five starts so far this year (PHI's Aaron Nola & TB's Zack Littell)...Threw 68 pitches, 36 strikes, both season lows.

JUST A CITY BOY: Has made five career starts opposite Detroit, going 1-2 with a 1.65 ERA (6 ER/32.2 IP) on 25 hits (1 HR) and seven walks with 36 strikeouts...Did not factor in the decision in his last outing against the Tigers on June 12, 2023 at Detroit with Atlanta after tossing 5.2 scoreless innings on four hits and three walks with eight strikeouts.

🗨 Over his last three starts against the Tigers since June 5, 2019, he has allowed one unearned run over 19.2 innings.

🗨 His 1.65 ERA against the Tigers is his lowest mark against any major league team.

LIKE FINE WINE: In his Orioles debut, at 41 years, 136 days old, Morton became the oldest pitcher in franchise history to start a game for the Orioles, surpassing Orlando Peña (39y, 177d) on May 13, 1973 (G1) at New York-AL...The oldest pitcher to ever appear in a game in club history is Jesse Orosco (42y, 160d) on September 28, 1999 at New York-AL.

BEHIND THE CURVE: Opponents are slashing .400/.485/.800 (10-for-25) with two doubles, one triple, and two home runs off Morton's curveball this season...Through his first five starts in 2024, he held opponents to a .208/.300/.245 (11-for-53) line and two extra-base hits (2-2B) with his curveball.

🗨 In 2024, Morton limited opponents to a .200 (55-for-275) average on the offering while producing a 34.2 percent whiff rate...Of his 167 strikeouts last season, 102 came on the curveball (61.1%).

WALK THIS WAY: Has issued at least one walk in 18 straight starts dating back to July 20, 2024 (G1)...The 18-game stretch is the seventh-longest active streak among MLB starters and the longest stretch of Morton's career since a 58-gamer from June 28, 2022 to June 2, 2024 (148 total BB)...Has walked multiple batters in 13 of the 18 outings (42 total BB).

FOUR-GET ABOUT IT: Has allowed four or more runs in a career-high seven consecutive starts (33 total R) dating back to September 20, 2024...It is the longest active stretch in the majors and the first such streak since Kansas City's Jordan Lyles' 10-gamer from April 6 to May 26, 2023 (53 total R)...The last Orioles pitcher to allow 25+ runs through his first five starts of the year was Ty Blach in 2019 (27 R, 8/12 [G2]-9/10).

MODEL OF CONSISTENCY: Made 30+ starts in each of his last six full seasons (excluding 2020) since 2018...He joins Toronto's José Berríos, Texas' Patrick Corbin, and Philadelphia's Aaron Nola as the only pitchers in MLB to accomplish the feat during that stretch...Morton had not reached the 30-start mark in each of his first 12 seasons from 2008-19.

UPS AND DOWNS: His 3.97 run support average in 2024 was the sixth lowest in MLB (min. 120.0 IP) behind Pittsburgh's Luis Ortiz (3.32), Pittsburgh's Jared Jones (3.48), Washington's Patrick Corbin (3.50), Cincinnati's Hunter Greene (3.89), and St. Louis' Andre Pallante (3.93).

🗨 Since 2023, Morton is 19-5 with a 3.33 ERA (69 ER/186.1 IP) when receiving three runs or more of support, compared to 3-22 with a 5.47 ERA (99 ER/163.0 IP) when receiving two runs or fewer.

2025 & CAREER SPLITS

2025							CAREER						
	W-L	ERA	G/S	IP	ER		W-L	ERA	G/S	IP	ER		
Home	0-3	12.41	3/3	12.1	17		76-60	3.57	198/197	1119	1444		
Road	0-2	8.64	2/2	8.1	8		62-68	4.64	190/190	1027	0529		
Day	0-2	14.73	2/2	7.1	12		30-53	4.95	123/122	648.2	357		
Night	0-3	8.78	3/3	13.1	13		108-75	3.70	265/265	1497	2616		
	AVG	AB	H	HR	BB	K	AVG	AB	H	HR	BB	K	
vs. Left	.319	47	15	3	12	9	.255	3841	979	114	456	1101	
vs. Right	.390	41	16	2	3	12	.245	4255	1043	94	346	967	
TOTALS	.352	88	31	5	15	21	.250	8096	2022	208	802	2068	

RUN SUPPORT (as starter in '25)

0 Runs	1
1 Run	1
2 Runs	2
3 Runs	1
4 Runs	--
5 Runs	--
6 Runs	--
7 Runs	--
8 Runs	--
9 Runs	--
10+ Runs.....	--
Total	8
RSA/9	3.48

RUNS ALLOWED BY INNING ('25)

1 st	3
2 nd	3
3 rd	8
4 th	5
5 th	5
6 th	1
7 th	--
8 th	--
9 th	--
Total	25

MISCELLANEOUS 2025 STATS

WHIP	2.23
K/9	9.15
BB/9	6.53
QS	0
#P/IP	20.37
<u>Opponents</u>	
AVG:352
OBP:435
SLG:591
OPS:	1.026

2025 HIGHS

Innings: 5.0, 3x, last: 4/15 vs. CLE
Hits: 7, 3x, last: 4/20 vs. CIN
Runs: 7, 4/20 vs. CIN
Earned Runs: 7, 4/20 vs. CIN
Strikeouts: 10, 4/3 vs. BOS
Walks: 5, 4/8 at AZ
Home Runs: 2, 4/3 vs. BOS
Winning Streak: --
Losing Streak: 5, 3/28-pres.
Shortest Start: 2.1 IP, 4/20 vs. CIN
Pitches Thrown: 98, 4/3 vs. BOS
Low-Hit CG: --

CAREER HIGHS

Innings: 9.0, 3x, last: 5/18/11 at CIN
Hits: 12, 5/27/24 vs. WSH
Runs: 10, 8/14/09 at CHC
Earned Runs: 10, 8/14/09 at CHC
Strikeouts: 14, 5/12/18 vs. TEX
Walks: 7, 8/11/23 at NYM
Home Runs: 4, 8/8/24 vs. MIL
Winning Streak: 6, 9/16/14-6/16/15
Losing Streak: 6, 5/11-9/5/10
Shortest Start: 0.2 IP, 2x, last: 5/7/21 vs. PHI
Pitches Thrown: 119, 9/30/09 at CHC
Low-Hit CG: 4, 9/30/09 at CHC

MORTON vs. DET

PLAYER	AVG	AB	H	HR	RBI
Báez	.333	3	1	0	0
Carpenter	.000	3	0	0	0
Dingler	.--	--	--	--	--
Greene	.--	--	--	--	--
Ibáñez	1.000	1	1	0	0
Jung	.--	--	--	--	--
Keith	.--	--	--	--	--
Malloy	.--	--	--	--	--
McKinstry	.000	5	0	0	0
Nido	.250	8	2	0	0
Sweeney	.--	--	--	--	--
Torkelson	.333	3	1	0	0
Torres	.238	21	5	0	2

TBA vs. BAL

PLAYER	AVG	AB	H	HR	RBI
Carlson	.--	--	--	--	--
Henderson	.--	--	--	--	--
Holliday	.--	--	--	--	--
Kjerstad	.--	--	--	--	--
Laureano	.--	--	--	--	--
Mateo	.--	--	--	--	--
Mountcastle	.--	--	--	--	--
Mullins	.--	--	--	--	--
O'Hearn	.--	--	--	--	--
Rutschman	.--	--	--	--	--
Sánchez	.--	--	--	--	--
Urías	.--	--	--	--	--
Westburg	.--	--	--	--	--

MORTON'S 2025 STARTS

DATE	OPP	SCORE	WHEN LEFT	DEC	IP	H	R	ER	BB	K	HR	PIT	STR
3/28	at TOR	2-8	2-4	L	3.1	7	4	4	1	3	0	80	48
4/3	vs. BOS	4-8	3-5	L	5.0	6	5	5	2	10	2	98	63
4/8	at AZ	3-4	2-4	L	5.0	4	4	4	5	4	1	87	51
4/15	vs. CLE	3-6	0-4	L	5.0	7	5	5	3	2	1	88	50
4/20	vs. CIN	2-24	1-6	L	2.1	7	7	7	4	2	1	68	36
TOTALS				0-5	20.2	31	25	25	15	21	5	421	248 (58.9%)

TOMORROW'S STARTER: RHP DEAN KREMER (2-3, 6.84)

LAST TIME OUT: Made his fifth start of the season on April 22 at Washington...Was dealt the loss after allowing a season-high-tying six runs (5 ER) on a career-high-tying 11 hitd (2 HR) with four strikeouts...Has allowed five or more runs in three of five starts on the year.

vs. DETROIT: Has made one career start against the Tigers...Took the loss on April 29, 2023 at Detroit after allowing five runs on a career-high-tying 11 hits and two walks with six strikeouts in 5.0 innings.



PITCHER	LAST OUTING	DEC.	IP	H	R	ER	BB	K	RETIRED/1 ST BF	IR/SCORED	SV/OPP	INNINGS-HIGH	STRIKEOUTS-HIGH
Akin	4/22 at WSH	ND	1.0	1	0	0	0	1	7/12	3/0	--	2.0 (4/5 at KC)	2 (3x, last: 4/16 vs. CLE)
Baker	4/19 vs. CIN	ND	1.0	0	0	0	2	1	8/10	8/0	--	1.2 (3/30 at TOR)	4 (3/30 at TOR)
Bautista	4/24 at WSH	SV	1.0	1	0	0	0	1	5/7	2/0	3/3	1.0 (7x, last: 4/24 at WSH)	3 (3/29 at TOR)
Bowman	4/22 at WSH	ND	1.2	2	1	1	0	2	8/10	1/0	--	2.0 (4/3 vs. BOS)	2 (4/22 at WSH)
Cano	4/24 at WSH	HLD	0.1	0	0	0	0	0	7/9	5/2	0/1	1.1 (4/13 vs. TOR)	2 (2x, last: 4/7 at AZ)
Domínguez	4/19 vs. CIN	W	1.0	1	0	0	0	1	6/9	7/0	--	1.1 (4/13 vs. TOR)	2 (4/4 at KC)
Pérez	4/20 vs. CIN	ND	2.0	5	3	3	2	3	4/8	4/2	--	2.0 (2x, last: 4/20 vs. CIN)	3 (2x, last: 4/20 vs. CIN)
Soto	4/24 at WSH	HLD	1.0	0	0	0	0	0	6/11	4/0	--	1.2 (4/4 at KC)	3 (2x, last: 4/2 vs. BOS)
2025 TOTALS	4.48 ERA	3-2	88.1	91	47	44	45	82	55/83	38/7	3/4	2.2 (2x, last: Blewett, 4/18 vs. CIN)	4 (Baker, 3/30 at TOR)

45 • KEEGAN AKIN • LHP

0-0 • 3.27 ERA • 12 G

WHIP: 1.45K/9: 8.18BB/9: 4.91

vs. ALL: .244 (10-for-41)vs. LHB: .333 (6-for-18)vs. RHB: .174 (4-for-23)

👤 Spun a scoreless eighth inning on 4/22 at WSH, allowing one hit with one strikeout

👤 Holding righties to a .174 batting average compared to .333 against lefties this season...In his career, lefties are hitting .239 (105-for-440) against him compared to a .259 average (201-for-776) vs. righties

👤 Threw a season-high 31 pitches on 4/5 at KC (2.0 IP, 0 H, 0 R, 2 BB, 2 K)

👤 Allowed a home run to BOS' Triston Casas on 4/3, his first conceded to a left-handed hitter since 6/12/24 vs. ATL (Matt Olson)

👤 In 2024, his 0.94 WHIP was the third best in MLB among left-handed pitchers (min. 50.0 IP) and the lowest by an Oriole left-hander since Zack Britton (0.84) in 2016 (min. 40 G)

43 • BRYAN BAKER • RHP

1-0 • 0.93 ERA • 10 G

WHIP: 0.93K/9: 10.24BB/9: 2.79

vs. ALL: .194 (6-for-31)vs. LHB: .250 (3-for-12)vs. RHB: .158 (3-for-19)

👤 Tossed 1.0 scoreless inning on two walks with one strikeout on 4/19 vs. CIN... Stranded an inherited runner

👤 Has stranded all eight inherited runners, which ranks second in MLB behind NYM's Reed Garrett (9)

👤 Earned the win on 4/12 vs. TOR, his first since 6/20/24 at NYY

👤 Opponents are 4-for-13 against his fastball compared to 1-for-8 off his slider and 1-for-10 vs. his changeup

👤 Notched season highs in innings (1.2) and strikeouts (4) on 3/30 at TOR

74 • FÉLIX BAUTISTA • RHP

0-0 • 3 SV • 2.57 ERA • 7 G

WHIP: 1.57K/9: 10.29BB/9: 7.71

vs. ALL: .192 (5-for-26)vs. LHB: .214 (3-for-14)vs. RHB: .167 (2-for-12)

👤 Converted his third save of the year after completing 1.0 scoreless inning on one hit with one strikeout on 4/24 at WSH...Recorded a save in consecutive outings for the first time since 7/31-8/6/23...Has struck out at least one hitter in five of seven outings and multiple hitters in two of the seven

👤 Recorded his first save of the year on 4/12 vs. TOR (1.0 IP, 2 BB, K)...Marked his first save since 8/24/23 vs. TOR, spanning 597 days

👤 Opponents are 1-for-12 with seven strikeouts against hit split-finger

👤 Made his season debut on 3/29 at TOR, completing a scoreless ninth inning on one hit and one walk with three strikeouts...Marked his first major league game since 8/25/23 vs. COL (582 days)

👤 Missed the 2024 season recovering from right elbow ulnar collateral ligament reconstruction (Tommy John), performed on 10/9/23...Underwent a right elbow debridement and an ulnar nerve transposition on 2/10/24

👤 His 51 career saves are the second most by an O's reliever through his first 128 career appearances, behind Gregg Olson (57)

51 • MATT BOWMAN • RHP

0-1 • 2.45 ERA • 10 G

WHIP: 1.18K/9: 4.09BB/9: 1.64

vs. ALL: .244 (11-for-45)vs. LHB: .182 (4-for-22)vs. RHB: .304 (7-for-23)

👤 Allowed one run on two hits with a season-high two strikeouts in 1.2 innings on 4/22 at WSH...Stranded his first inherited runner of the season

👤 Posted a career-long 13-game streak without allowing a walk from 9/17/24-4/15/25

👤 Ranks among MLB leaders in hard-hit rate (96th, 25.0%) and average exit velocity percentiles (95th, 84.3 mph)

👤 Made his season debut on 3/30 at TOR after having his contract selected from Triple-A Norfolk earlier that day

👤 Appeared in one game with Triple-A Norfolk on 3/28 vs. Durham, completing 1.2 innings and allowing one run on one hit with three strikeouts

👤 Had his contract selected on 3/23 and accepted an outright assignment to Norfolk on 3/27

78 • YENNIER CANO • RHP

0-0 • 0.00 ERA • 9 G

WHIP: 0.69K/9: 8.31BB/9: 1.04

vs. ALL: .179 (5-for-28)vs. LHB: .231 (3-for-13)vs. RHB: .133 (2-for-15)

👤 Earned his fifth hold of the year on 4/24 at WSH after retiring the only batter he faced on two pitches...Tied for the team lead in holds with Gregory Soto

👤 Suffered his first blown save of the year on 4/13 vs. TOR, allowing an inherited runner to score in the eighth inning

👤 Leads all Orioles pitchers with 0.6 bWAR

👤 Has thrown 10 scoreless outings in a row since 9/28/24, his longest since an 11-gamer from 8/3-26/23

👤 Seven of his eight strikeouts have come via the changeup

56 • SERANTHONY DOMÍNGUEZ • RHP

2-0 • 0.00 ERA • 9 G

WHIP: 0.96K/9: 10.80BB/9: 6.48

vs. ALL: .083 (2-for-24)vs. LHB: .286 (2-for-7)vs. RHB: .000 (0-for-17)

👤 Earned his second victory of the year on 4/19 vs. CIN after pitching 1.0 scoreless inning on one hit with one strikeout...Stranded two inherited runners with an inning-ending double play...Snapped a career-high-tying streak of seven straight outings without surrendering a hit from 3/29-4/17/25

👤 Tossed a season-high 1.1 innings with one strikeout to earn his second hold on 4/13 vs. TOR...Stranded the tying and go-ahead run in the sixth inning, striking out Bo Bichette to end the frame...Pitched a 1-2-3 seventh

👤 Has not allowed a run in 10 consecutive appearances dating back to 9/29/24, his longest such stretch since 5/15-6/16/24 (11 G)

👤 His 83.5 mph average exit velocity ranks in the top three percent of MLB...Also ranks among MLB leaders in the following percentiles: xBA (95th, .169), fastball velocity (92nd, 97.4 mph), and strikeout rate (92nd, 33.3%)

👤 Was acquired by the O's, along with OF Cristian Pache, from PHI in exchange for OF Austin Hays on 7/26/24

58 • CIONEL PÉREZ • LHP

0-0 • 11.32 ERA • 8 G

WHIP: 2.61K/9: 7.84BB/9: 8.71

vs. ALL: .395 (17-for-43)vs. LHB: .333 (4-for-12)vs. RHB: .419 (13-for-31)

👤 Allowed three runs on five hits and two walks with a season-high-tying three strikeouts in a season-high-tying 2.0 innings on 4/20 vs. CIN...The seven baserunners allowed are one below his career high (6/16/19 vs. TOR)

👤 His .395 batting average against is the third highest in MLB (min. 40 AB)

👤 Has allowed a run in six of eight appearances this season...His 13 total runs allowed are the most by an O's reliever through his first eight outings of the year since Tayler Scott in 2019 (18 R, 7/13 [G1]-9/24)

👤 Notched his fourth career perfect outing of 2.0+ innings on 4/18 vs. CIN (last: 7/29/23 vs. NYY, 2.0 IP)

👤 His five runs surrendered on 4/4 at KC were his most with the Orioles and second most in his career (7, 6/16/19 vs. TOR w/HOU)

👤 Opponents are batting .273/.433/.364 (6-for-22) against him with two strikes

👤 Allowed one run on two hits, including a solo home run to Tyler Heineman, in 0.2 inning on 3/30 at TOR...Snapped a streak of 104 consecutive games without allowing a home run since 6/3/23, the longest such streak in Orioles history and the longest in MLB since KC's Wade Davis (123 G, 9/4/13- 7/28/15)...His streak of 87.2 straight homerless innings was the second longest in team history behind only Gregg Olson (114.2 IP) from 4/18/89-6/20/90

65 • GREGORY SOTO • LHP

0-1 • 3.72 ERA • 11 G

WHIP: 1.45K/9: 9.31BB/9: 4.66

vs. ALL: .250 (9-for-36)vs. LHB: .214 (3-for-14)vs. RHB: .273 (6-for-22)

👤 Earned his fifth hold of the season on 4/24 at WSH after working 1.0 perfect inning...Marks his fourth perfect outing of the year (last: 4/12 vs. TOR, 1.0 IP)

👤 His first pitch strike percentage has jumped up to 72.7% this season from 59.1% in 2024...The 13.6% increase is the 11th-largest year-over-year jump in MLB

👤 Surrendered three runs on three hits in 0.2 inning on 4/13 vs. TOR...One of the runs scored after he left, which tied the game...Snapped a six-game scoreless streak to begin the year and a 12-gamer since 9/18/24, which was tied for the longest stretch of his career (also 9/25/19–8/16/20)

👤 Right-handers were limited to a .109 (5-for-46) average with two walks and 20 strikeouts in 26 games from 8/8/24-4/12/25, but righties are 5-for-10 with two doubles over his last five appearances

👤 Owns a career-high 57.1 percent groundball rate, surpassing his previous high of 53.7 percent set in 2020

15 • DYLAN CARLSON • OF (S)	.000 • 0 HR • 1 RBI
Current Streak: 0-4 (since 3/31)	2025 High: --
Last Game: 0-3, RBI, 3 K	Road Trip: --
⚡ Recalled from Triple-A Norfolk prior to today's game...Will mark his second stint with the O's this season	
⚡ Made his Orioles debut on 3/31 vs. BOS as a pinch-hitter in the sixth inning after being recalled from Triple-A earlier that day...Was optioned on 4/4	
⚡ Slashing .286/.418/.381 (18-for-63) with three doubles, one homer, 11 RBI, and 15 walks through 18 games with the Tides	
⚡ Hit .321 (9-for-28) with a double, two homers, and 12 walks in 18 Grapefruit League games	
⚡ Opened the 2024 season with the St. Louis Cardinals before being acquired by the Tampa Bay Rays in exchange for RHP Shawn Armstrong on July 30	
⚡ Slashed .209/.287/.277 (49-for-235) with seven doubles, three home runs, 19 runs scored, 25 RBI, 22 walks, five hit-by-pitches, and two stolen bases in 96 games between the Cardinals (59 G) and Rays (37 G)	

2 • GUNNAR HENDERSON • INF (L)	.203 • 2 HR • 3 RBI
Current Streak: 0-3 (since 4/24)	2025 High: 2 G (4/13-15)
Last Game: 0-3, BB (IBB), K	Road Trip: 3 G, 1-12, BB (IBB), 3 K
⚡ On 4/19 vs. CIN, reached base safely four times for the first time since 8/4/24 at CLE (also 4)	
⚡ Owns a team-high .849 OPS with four doubles, one triple, two homers, seven runs scored, seven RBI, and five walks in 14 career games against DET	
⚡ Min. 50 AB, his 96.6 mph average exit velocity leads the majors ahead of PIT's Oneil Cruz (96.1 mph), while his 60.9 hard-hit rate ranks in the top two percent of MLB...24 of his 46 batted balls have been hit at 101.5+ mph	
⚡ Tallied his first three-hit game of the season on 4/13 vs. TOR after collecting three total hits in his previous six games (3-for-25)	
⚡ Is 5-for-14 (.357) with two doubles and one homer on offspeed pitches...Owns a .211 batting average and .342 slugging percentage against fastballs, but has a .311 xBA and .423 xSLG versus the pitch	

7 • JACKSON HOLLIDAY • INF (L)	.234 • 2 HR • 8 RBI
Current Streak: 1 G (2-3; since 4/23)	2025 High: 3 G (2x, last: 4/16-19)
Last Game: 0-0, HBP, SB (PH in 8 th)	Road Trip: 3 G, 2-5, R, 2 BB, HBP, SB, 3 K
⚡ Reached base safely three times (2 1B, BB) on 4/23 at WSH for the second time this season, joining 4/5 at KC (2 1B, 3B)...Tallied his fourth multi-hit effort of the year...Has four multi-hit efforts in 20 games after having six in 60 games in 2024	
⚡ On 4/16 vs. CLE, hit his second career grand slam (also 7/31/24 vs. TOR), snapping an 0-for-17 skid...Marked the first O's grand slam of the year and the first by BAL since Anthony Santander on 8/23/24 vs. HOU...At 21 years, 133 days old, became the youngest player in Orioles/Browns franchise history at the time of his second career grand slam, surpassing Cal Ripken, Jr. (22y, 323d), per @SlangsOnSports	
⚡ Ranks in the top six percent of MLB in chase rate (18.7%)	
⚡ His 28.7 ft./sec. sprint speed ranks second among all AL second basemen, trailing only LAA's Kyren Paris (29.0 ft./sec.)	

13 • HESTON KJERSTAD • OF (L)	.228 • 3 HR • 12 RBI
Current Streak: 0-for-last-6 (since 4/23)	2025 High: 4 G (3/31-4/5)
Last Game: 0-4, 3 K	Road Trip: 3 G, 1-11, HBP, 4 K
⚡ Exited the game on 4/19 vs. CIN after the second inning with right elbow discomfort after being hit by a Hunter Greene 99.5 mph fastball in the bottom of the first...Has gone 1-for-11 with one hit-by-pitch and four strikeouts in three games since then	
⚡ Launched a 407-foot, two-run homer in the eighth inning on Friday vs. CIN, his third of the season...Marked the second time in his career homering in back-to-back games (also 6/27-29/24, 2 G)...Had multiple RBI in three straight games for the first time in his career from 4/16-18	
⚡ Since April 12, he owns a .930 OPS with one double, three homers, five runs scored, eight RBI, one walk, and two hit-by-pitches in 10 games	
⚡ Is batting .313 (10-for-32) with two doubles, two home runs, and eight RBI with one or two outs, compared to .120 (3-for-25) with one home run and four RBI with no outs	
⚡ Smacked his second double of the season in the sixth inning on 4/13 vs. TOR, tying his doubles total from last year in 26 fewer games...Recorded an extra-base hit in back-to-back games (2B, HR) for the second time in his career (3 G, 6/27-30/24)	

12 • RAMÓN LAUREANO • OF (R)	.207 • 3 HR • 4 RBI
Current Streak: 3 G (4-12; since 4/19)	2025 High: 3 G (current streak)
Last Game: 1-4, 2B, R	Road Trip: 1 G, 1-4, 2B, R
⚡ Has hit safely in a season-high three straight games after doubling on Thursday at WSH...In five games since 4/16, he is slashing .313/.313/.938 (5-for-16) with one double, three homers, four runs scored, and four RBI	
⚡ After entering as a defensive replacement in the third inning on 4/19 vs. CIN, he became the fifth player in Orioles history to hit two home runs off the bench (last: Trey Mancini, 6/7/17 vs. PIT)...Was the first MLB reserve to record a multi-homer game since STL's Richie Palacios (9/12/23 at BAL)...Marked his fifth career multi-homer game (last: 6/30/22 at SEA w/ OAK)	
⚡ Hit his first home run as an Oriole on April 16 vs. CLE, a solo shot in the seventh inning...Eight of his last nine homers since 8/17/24, have been off right-handed pitchers	
⚡ His three defensive runs saved in left field this season are tied for second among all MLB left fielders, per <i>Sports Info Solutions</i> ...Since 2018, his 51 outfield assists are fourth in MLB	

3 • JORGE MATEO • INF/OF (R)	.053 • 0 HR • 0 RBI
Current Streak: 0-5 (since 4/18)	2025 High: 1 G (4/15)
Last Game: 0-2, K	Road Trip: 2 G, 0-2, K
⚡ Doubled in the fifth inning on 4/15 vs. CLE, his first hit of the year...Snapped an 0-for-17 hitless streak dating back to 7/23/24	
⚡ Swiped second and third base after entering as a pinch runner in the eighth on 4/8 at AZ...Marked the first time an Oriole has done so since Cedric Mullins on 5/23/24 at CWS and the seventh time Mateo has done so in his career (last: 4/22/24 at LAA)	
⚡ His 83 stolen bases since 2022 are sixth in the AL	

6 • RYAN MOUNTCASTLE • INF (R)	.230 • 1 HR • 5 RBI
Current Streak: 0-3 (since 4/24)	2025 High: 4 G (3/30-4/3)
Last Game: 0-3, BB, K	Road Trip: 3 G, 1-8, BB, HBP, 2 K
⚡ Owns a team-high .302 batting average (16-for-53) with three doubles and one homer in 13 career games against DET	
⚡ Entered the game on 4/23 at WSH as a pinch hitter in the seventh inning and reached base safely twice (1B, HBP)...Reached safely at least two times as a reserve for the second time in his career, joining 5/16/23 vs. LAA (2B, HR)	
⚡ Launched a go-ahead, two-out, solo home run in the second inning on 4/13 vs. TOR...Marked his first long ball of the season and first since 7/29/24 (G1) vs. TOR, snapping a career-long 41-game home run drought	
⚡ Ranks in the top six percent of MLB in bat speed (75.9 mph)	
⚡ His single on 3/30 at TOR off Chris Bassitt was 116.7 mph, tied for the ninth-hardest-hit ball of the MLB season...Marked the fifth hardest by an Oriole in the <i>Statcast</i> era (since 2015) and the hardest since Mark Trumbo on 4/28/17 at NYY (118.5)	

31 • CEDRIC MULLINS • OF (L)	.295 • 6 HR • 20 RBI
Current Streak: 6 G (7-23; since 4/18)	2025 High: 6 G (current streak)
Last Game: 1-4, RBI, K, SB	Road Trip: 3 G, 4-11, R, 2 BB, 2 K, 2 SB
⚡ Extended his season-long hitting streak to six games on Thursday after lining an RBI single...Has stolen a base in consecutive games for the first time since 8/15-16/24	
⚡ Reached base safely three times on Tuesday at WSH (1B, 2 BB)...Has reached base safely three or more times in seven games this season, tied for the second-most such games in the AL with two others, behind NYY's Aaron Judge (11)	
⚡ His five multi-walk efforts this season are tied for first in the AL with BOS' Rafael Devers and for second in MLB behind only SF's Matt Chapman (7)...His career-high 17.5 percent walk rate ranks in the top four percent of MLB	
⚡ On 4/19 vs. CIN, hit his second leadoff homer of the season and the 18 th of his career...Is one of 11 players in MLB with at least two leadoff homers this season...Ranks second in franchise history in leadoff homers behind Brady Anderson (44)	
⚡ Leads the Orioles in AVG (.295), OBP (.433), SLG (.590), OPS (1.023), hits (23), doubles (5), homers (6), runs (16), RBI (20), walks (17), extra-base hits (11), total bases (46), and bWAR (1.0)	

32 • RYAN O'HEARN • INF/OF (L)	.283 • 3 HR • 7 RBI
Current Streak: 1 G (1-3; since 4/24)	2025 High: 5 G (4/13-19)
Last Game: 1-3, R, RBI, 2 K	Road Trip: 2 G, 1-6, R, RBI, 2 K
⚡ Drove in one of BAL's two runs on Thursday at WSH on an RBI single in the fifth	
⚡ Reached base safely in 10 straight games from 4/4-19, tied for the second-longest streak of his career (also 9/3-14/18)	
⚡ His three RBI on 4/17 vs. CLE marked his most since 7/7/24 at SEA (also 3)	
⚡ Owns a career-high 49.0% pull rate, surpassing his previous high of 43.0% in 2022	
⚡ Went 22 straight plate appearances without a strikeout from 4/4-13	
⚡ Has increased his hard-hit rate to 54.9 percent in 2025 from 40.1 in 2024 (+14.8%) and ranks in the top 10 percent of MLB	
⚡ Ranks in the 96 th percentile in xBA (.322) and in the 91 st in strikeout rate (13.4%)	
⚡ His seven pinch-hit knocks last season were the most by an Oriole since Delmon Young (10, 2014) and ranked fourth in the AL...His 28 pinch-hit hits since 2019 are fourth most among active MLB hitters behind CWS' Austin Slater (40), SEA's Donovan Solano (35), and SF's Wilmer Flores (31)	

35 • ADLEY RUTSCHMAN • C (S)	.205 • 4 HR • 8 RBI
Current Streak: 0-for-last-6 (since 4/23)	2025 High: 8 G (4/3-13)
Last Game: 0-4, 2 K	Road Trip: 3 G, 2-11, RBI, 2 BB, 2 K
⚡ Notched his third multi-hit game of the year on Wednesday at WSH...Reached base safely three times for the second time this season, joining his three-hit effort on Opening Day in TOR	
⚡ Smacked his fourth home run of the year in the eighth inning on 4/20 vs. CIN...Snapped an 0-for-20 skid with a third-inning single...Snapped a career-high-tying 18 game stretch without a multi-hit game	
⚡ Ranks in the 99 th percentile in MLB in squared-up rate (40.5%), while ranking in the 95 th in chase rate (18.3%) and 93 rd in whiff rate (15.4%)	
⚡ Owns a career-high 89.8 mph average exit velocity and 11.3% barrel rate	
⚡ His sixth-inning homer on 4/12 vs. TOR marked the seventh game-tying or go-ahead home run in the sixth inning or later run of his career	
⚡ Reached safely in his first 14 games to begin the year, a streak that was snapped on 4/15 vs. CLE...His season-long eight game hitting streak was also snapped	
⚡ Went 21 straight games with one strikeout or fewer from 9/21/24-4/13/25, the longest such streak of his career	

⚡ Joined Cedric Mullins as the third and fourth players in franchise history (since 1954) with two home runs on Opening Day, along with Brooks Robinson (1973) and Sam Horn (1990)...All three of his career multi-homer games have come vs. TOR	
⚡ Since his MLB debut on May 21, 2022, is second among all MLB primary catchers with 425 hits and 89 doubles, both behind MIL's William Contreras (432 H, 91 2B)	

99 • GARY SÁNCHEZ • C (R)	.120 • 0 HR • 4 RBI
Current Streak: 0-3 (since 4/22)	2025 High: 2 G (4/15-18)
4/22 at WSH: 0-3	Road Trip: 1 G, 0-3
⚡ His seven homers, 21 RBI, and 17 walks in 35 career games against DET are the most on the O's	
⚡ Made his professional pitching debut on 4/20 vs. CIN (1.0 IP, 2 H, 4 R, 1 BB, 1 HR)	
⚡ Lined an RBI single in the eighth inning on 4/15 vs. CLE, marking his second hit and fourth RBI on the year	
⚡ Tallied his first O's hit with a two-out, two-run single on 4/5 at KC	
⚡ Made his team debut on 3/29 at TOR and recorded his first RBI on a sac fly	
⚡ His 184 career homers are third most among all active MLB catchers behind KC's Salvador Perez (275) and BOS' Yasmani Grandal (194)	
⚡ Appeared on his eighth career Opening Day roster (2017-21-NYY, 2022-MIN, 2024-MIL)...Signed with the O's on 12/10/2024	

29 • RAMÓN URÍAS • INF (R)	.306 • 0 HR • 7 RBI
Current Streak: 0-for-last-8 (since 4/19)	2025 High: 6 G (3/29-4/5)
4/23 at WSH: 0-2, RBI, BB, K	Road Trip: 1 G, 0-2, RBI, BB, K
⚡ Has reached base safely in 14 of 16 games to open the season	
⚡ Owns career bests in walk rate (12.1%) and strikeout rate (15.5%)...Had a previous best 9.5 percent walk rate in 2021 and 18.3 percent strikeout rate in 2024	
⚡ Owns a career-high 45.2% pull rate, surpassing his previous high of 38.1% in 2023	
⚡ Singled as a pinch hitter on 4/12 vs. TOR, his first pinch hit of the season...Is batting .419 (13-for-31) as a pinch hitter in his career, the best average among active players (min. 30 AB)	
⚡ On 3/29 at TOR, recorded his first 3+ RBI game since 8/25/24 vs. HOU (3 RBI) and first 3+ hit game since 8/16/24 vs. BOS (3 H)	

11 • JORDAN WESTBURG • INF (R)	.193 • 4 HR • 5 RBI
Current Streak: 2 G (2-8; since 4/23)	2025 High: 4 G (3/29-4/3)
Last Game: 1-4, 2 K	Road Trip: 3 G, 2-11, 3B, R, 3 K
⚡ Recorded his eighth career triple and first since 6/9/24 at TB on Wednesday at WSH...Has hit safely in four of his last five games (5-for-20) with two doubles, one triple, and a home run after going 2-for-39 (.051) in 10 games from 4/4-18	
⚡ Notched his second career multi-double performance on 4/20 vs. CIN, joining 7/29/24 (G1) vs. TOR when he hit three...Marked his eighth career multi-extra-base hit effort and second of the season (3/29 at TOR)	
⚡ Snapped an 0-for-30 skid with a homer in the seventh inning on 4/19 vs. CIN, going back-to-back with Ramón Laureano	
⚡ Is batting .364 (8-for-22) on breaking pitches, compared to .157 (8-for-51) on fastballs and 0-for-10 on offspeed pitches	
⚡ All four of his homers in 2025 have come on breaking pitches...Had three home runs off breaking pitches all of 2024	
⚡ His 29.1 ft./sec. average sprint speed ranks in the top five percent of MLB	
⚡ Tallied his first career multi-homer game on 3/29 at TOR...Matched a career high with four hits (3x, last: 6/25/24 vs. CLE) and scored a career-high three runs...His 434-foot homer in the first inning off Max Scherzer was the furthest of his career	



ADDITIONAL HITTER INFO																		
			MULTI-HIT GAMES					MULTI-RBI GAMES						LAST HR		MULTI-HR GAMES		
	vs. LHP	vs. RHP	2	3	4	5	TOTAL	2	3	4	5	6+	TOTAL	(DATE/PITCHER)	2025	CAREER	LAST (HRS)	
Dylan Carlson	----	.000	-	-	-	-	-	-	-	-	-	-	-	8/16/24 vs. ARI (Nelson)	-	3	6/20/23 at WSH (2)	
Gunnar Henderson	.038	.302	4	1	-	-	5	1	-	-	-	-	1	4/19/25 vs. CIN (Greene)	-	2	6/21/24 at HOU (2)	
Jackson Holliday	.182	.245	3	1	-	-	4	1	-	1	-	-	2	4/16/25 vs. CLE (Williams)	-	-	-	
Heston Kjerstad	.154	.250	2	-	-	-	2	4	-	-	-	-	4	4/18/25 vs. CIN (Barlow)	-	-	-	
Ramón Laureano	.125	.308	1	-	-	-	1	-	1	-	-	-	1	4/19/25 vs. CIN (Spiers)	1	5	4/19/25 vs. CIN (2)	
Jorge Mateo	.077	.000	-	-	-	-	-	-	-	-	-	-	-	6/21/24 at HOU (N. Hernandez)	-	1	8/2/22 at TEX (2)	
Ryan Mountcastle	.227	.231	4	-	-	-	4	1	-	-	-	-	1	7/29/24 (G1) vs. TOR (Swanson)	-	10	6/4/24 at TOR (2)	
Cedric Mullins	.381	.263	4	1	-	-	5	2	-	1	1	-	4	4/19/25 vs. CIN (Greene)	1	6	3/27/25 at TOR (2)	
Ryan O'Hearn	.222	.294	5	-	-	-	5	-	1	-	-	-	1	4/17/24 vs. CLE (Bibee)	-	2	8/25/19 at CLE (2)	
Adley Rutschman	.143	.233	2	1	-	-	3	-	1	-	-	-	1	4/20/25 vs. CIN (Wynne)	1	3	3/27/25 at TOR (2)	
Gary Sánchez	.000	.273	-	-	-	-	-	1	-	-	-	-	1	9/27/24 vs. NYM (A. Young)	-	17	8/2/23 at COL (2)	
Ramón Urías	.444	.275	3	1	-	-	4	-	1	-	-	-	1	9/24/24 at NYY (Mayza)	-	1	7/15/22 at TB (2)	
Jordan Westburg	.227	.180	2	-	1	-	3	1	-	-	-	-	1	4/19/25 vs. CIN (Spiers)	1	1	3/29/25 at TOR (2)	

O's HITTERS																CAREER vs. DETROIT TIGERS													
PLAYER	G	AB	R	H	2B	3B	HR	RBI	BB	IBB	SO	AVG	OBP	SLG		G	AB	R	H	2B	3B	HR	RBI	BB	IBB	SO	AVG	OBP	SLG
Dylan Carlson	2	5	0	1	0	0	0	0	0	0	3	.200	.200	.200		9	34	3	7	1	0	1	4	1	0	9	.206	.250	.324
Gunnar Henderson	6	22	4	7	3	1	1	4	4	0	5	.318	.423	.682		14	51	7	14	4	1	2	7	5	0	10	.275	.339	.510
Jackson Holliday	4	9	0	0	0	0	0	0	1	0	5	.000	.100	.000		4	9	0	0	0	0	0	0	1	0	5	.000	.100	.000
Heston Kjerstad	4	10	1	3	0	0	0	0	1	0	3	.300	.417	.300		4	10	1	3	0	0	0	0	1	0	3	.300	.417	.300
Ramón Laureano	5	7	2	2	0	0	1	1	0	0	5	.286	.286	.714		32	93	17	21	2	1	1	8	9	0	29	.226	.301	.301
Jorge Mateo																13	42	6	10	1	0	2	4	1	0	9	.238	.273	.405
Ryan Mountcastle																13	53	8	16	3	0	1	5	3	0	11	.302	.333	.415
Cedric Mullins	5	18	2	4	0	0	1	3	2	0	3	.222	.300	.389		24	85	8	21	2	2	1	4	10	0	16	.247	.326	.353
Ryan O'Hearn	5	12	0	2	0	0	0	0	1	0	3	.167	.231	.167		49	131	14	31	5	0	4	19	11	0	31	.237	.296	.366
Adley Rutschman	6	20	3	5	1	0	1	2	4	0	5	.250	.375	.450		16	56	6	14	2	0	1	6	8	0	12	.250	.338	.339
Gary Sánchez	1	3	1	1	0	0	0	0	1	0	1	.333	.500	.333		35	119	17	25	4	0	7	21	17	0	30	.210	.317	.420
Ramón Urías	1	4	1	1	0	0	0	0	0	0	1	.250	.250	.250		18	55	3	9	3	0	0	4	7	0	16	.164	.281	.218
Jordan Westburg	1	4	0	1	1	0	0	1	0	0	1	.250	.250	.500		1	4	0	1	1	0	0	1	0	0	1	.250	.250	.500

O's PITCHERS																CAREER vs. DETROIT TIGERS													
PLAYER	W	L	SV	G	GS	INN	H	R	ER	HR	BB	K	ERA	AVG		W	L	SV	G	GS	INN	H	R	ER	HR	BB	K	ERA	AVG
Keegan Akin	0	0	0	3	0	3.0	3	0	0	0	0	6	0.00	.250		1	1	0	9	1	9.1	15	10	9	0	5	15	8.68	.349
Bryan Baker	0	0	0	1	0	1.0	0	0	0	0	0	1	0.00	.000		1	0	0	7	0	7.2	5	1	1	0	4	8	1.17	.185
Félix Bautista																1	0	2	4	0	4.0	2	1	1	0	3	7	2.25	.143
Matt Bowman	0	0	0	5	0	5.2	8	5	5	0	2	6	7.94	.333		0	0	0	5	0	5.2	8	5	5	0	2	6	7.94	.333
Yennier Cano	0	1	0	2	0	2.0	2	2	1	0	1	2	4.50	.286		0	1	1	5	0	6.0	2	2	1	0	1	7	1.50	.105
Seranthony Domínguez	0	0	0	3	0	2.2	3	2	2	1	2	2	6.75	.273		1	0	0	8	0	7.1	9	3	3	1	3	8	3.68	.300
Dean Kremer																0	1	0	1	1	5.0	11	5	5	0	2	6	9.00	.458
Charlie Morton																1	2	0	5	5	32.2	25	7	6	1	7	36	1.65	.208
Cionel Pérez	0	0	0	3	0	2.1	5	2	2	0	0	1	7.71	.455		0	0	0	8	0	5.2	7	4	4	0	2	4	6.35	.318
Cade Povich	0	1	0	2	2	10.0	4	4	4	1	5	15	3.60	.118		0	1	0	2	2	10.0	4	4	4	1	5	15	3.60	.118
Gregory Soto	0	0	0	5	0	4.1	2	1	1	1	0	4	2.08	.143		0	0	0	5	0	4.1	2	1	1	1	0	4	2.08	.143
Tomoyuki Sugano																													
Brandon Young																													

RECENT TRANSACTIONS	
DATE	TRANSACTION
4/26	Recalled OF Dylan Carlson from Triple-A Norfolk...Placed OF Tyler O'Neill (neck inflammation) on the 10-day Injured List, retroactive to 4/24.
4/23	LHP Trevor Rogers (right knee subluxation) began a rehab assignment with Double-A Chesapeake.
4/22	Recalled RHP Brandon Young from Triple-A Norfolk...Placed RHP Cody Poteet (right shoulder inflammation) on the 15-day Injured List, retroactive to 4/21.
4/20	Traded RHP Scott Blewett for cash considerations...Recalled RHP Cody Poteet from Triple-A Norfolk...Optioned RHP Brandon Young ² to Triple-A Norfolk.
4/19	Recalled RHP Brandon Young from High-A Aberdeen...Designated RHP Scott Blewett for assignment.
4/15	Activated RHP Scott Blewett ...Optioned RHP Colin Selby ¹ to Triple-A Norfolk...Released LHP Luis González .
4/14	Claimed RHP Scott Blewett off waivers from the Minnesota Twins...Designated LHP Luis González for assignment.
4/9	Recalled RHP Colin Selby from Triple-A Norfolk...Placed RHP Zach Eflin (right lat strain) on the 15-day Injured List, retroactive to 4/8.
4/7	Acquired LHP Grant Wolfgram from the Milwaukee Brewers in exchange for minor league OF Daz Cameron and cash considerations and optioned him to Triple-A Norfolk...Transferred RHP Albert Suárez (right subscapularis strain) to the 60-day Injured List.
4/5	Traded minor league INF/OF Nick Gordon to the Kansas City Royals for cash considerations.
4/4	Reinstated INF Gunnar Henderson (right intercostal strain) from the 10-day Injured List.
4/3	Optioned OF Dylan Carlson to Triple-A Norfolk (postgame).
3/31	Recalled OF Dylan Carlson from Triple-A Norfolk...Placed OF Colton Cowser (left thumb fracture) on the 10-day Injured List.
3/30	Selected the contract of RHP Matt Bowman from Triple-A Norfolk...Placed RHP Albert Suárez (right shoulder inflammation) on the 15-day Injured List, retroactive to 3/29.
3/29	Acquired RHP Cody Poteet from the Chicago Cubs in exchange for cash considerations and optioned him to Triple-A Norfolk.
3/28	RHP Roansy Contreras cleared waivers and outrighted to Triple-A Norfolk... INF Gunnar Henderson (right intercostal strain) began a rehab assignment with Triple-A Norfolk.
3/27	Placed INF Gunnar Henderson (right intercostal strain) on the 10-day Injured List, retroactive to 3/24...Placed RHP Andrew Kittredge (left knee debridement), RHP Chayce McDermott (right lat strain), RHP Grayson Rodriguez (right elbow inflammation), and LHP Trevor Rogers (right knee subluxation) on the 15-day Injured List, retroactive to 3/24...Reassigned INF Livan Soto to Triple-A Norfolk...Designated RHP Roansy Contreras for assignment... RHP Matt Bowman cleared outright waivers and accepted an assignment to Triple-A Norfolk.
3/25	Rule 5 Draft selection RHP Juan Nuñez cleared waivers, returned from the San Diego Padres, and assigned to minor league camp.
3/23	Selected the contract of RHP Matt Bowman ...Optioned OF Dylan Carlson to minor league camp...Placed RHP Tyler Wells (right elbow UCL surgery) on the 60-day Injured List.
3/22	Agreed to terms with RHP Kyle Gibson on a one-year contract for the 2025 season...Placed RHP

EUTAW STREET HOME RUNS			
DATE	PLAYER (Team)	OPP. (Pitcher)	DISTANCE
4/19	Jake Fraley (CIN)	BAL (Young)	421 ft.
2025 totals - 1 (0 by Orioles, 1 by opponents)			
*Total since 1992 - 132 (64 by Orioles, 68 by opponents)			

O's CHALLENGES			
TEAM	TOTAL	WON	LOST
Orioles	11	3	8
Opponents	2	1	1
SUCCESS RATE			
Orioles 27%			
Opponents 50%			
Last by O's: 4/24 at WSH (B9)			
Last by Opponent: 4/7 at AZ (T2)			
Batter/Runner: Nuñez		Tag Play (2B)	
Batter/Runner: Urías		Force Play (1B)	
		Safe/Confirmed	
		Safe/Overturned	

RECORD BY POSITION									
PLAYER	C	1B	2B	3B	SS	LF	CF	RF	DH
Dylan Carlson	-	-	-	-	-	0-1	-	-	-
Colton Cowser	-	-	-	-	-	2-2	-	-	-
Gunnar Henderson	-	-	-	-	6-10	-	-	-	1-0
Jackson Holliday	-	-	5-9	-	4-1	-	-	-	-
Heston Kjerstad	-	-	-	-	-	6-7	-	2-1	1-0
Ramón Laureano	-	-	-	-	-	1-4	-	2-0	-
Jorge Mateo	-	-	1-2	-	0-3	-	0-1	-	-
Ryan Mountcastle	-	8-11	-	-	-	-	-	-	-
Cedric Mullins	-	-	-	-	-	-	10-13	-	-
Ryan O'Hearn	-	2-3	-	-	-	-	-	2-1	4-5
Tyler O'Neill	-	-	-	-	-	1-0	-	4-12	0-1
Adley Rutschman	8-9	-	-	-	-	-	-	-	1-5
Gary Sánchez	2-5	-	-	-	-	-	-	-	0-1
Ramón Urías	-	-	-	8-7	-	-	-	-	-
Jordan Westburg	-	-	4-3	2-7	-	-	-	-	3-2

RECORD BY BATTING ORDER									
PLAYER	1	2	3	4	5	6	7	8	9
Dylan Carlson	-	-	-	-	-	-	-	-	0-1
Colton Cowser	2-2	-	-	-	-	-	-	-	-
Gunnar Henderson	4-5	2-3	1-1	0-1	-	-	-	-	-
Jackson Holliday	-	-	-	-	-	-	0-3	4-2	5-5
Heston Kjerstad	-	-	-	-	1-0	6-3	2-4	0-1	-
Ramón Laureano	-	-	-	-	0-1	1-1	1-0	0-1	1-1
Jorge Mateo	-	-	-	-	-	-	-	0-1	1-5
Ryan Mountcastle	-	-	-	3-3	1-3	2-2	1-1	1-2	-
Cedric Mullins	3-4	-	1-0	1-1	3-5	0-1	2-1	-	0-1
Ryan O'Hearn	-	-	4-4	3-4	0-1	-	-	1-0	-
Tyler O'Neill	-	-	1-3	0-3	3-4	1-3	-	-	-
Adley Rutschman	0-1	7-11	2-2	-	-	-	-	-	-
Gary Sánchez	-	-	-	-	-	0-2	1-2	1-2	-
Ramón Urías	-	-	-	-	-	-	2-1	3-5	3-1
Jordan Westburg	1-2	1-0	1-4	3-2	2-0	0-2	1-2	-	-

2025 BY THE NUMBERS			
	HOME	AWAY	TOTAL
Overall	5-6	5-8	10-14
MONTH	HOME	AWAY	TOTAL
March (5)	1-0	2-2	3-2
April (26)	4-6	3-6	7-12
May (27)	-	-	-
June (27)	-	-	-
July (24)	-	-	-
August (28)	-	-	-
September (25)	-	-	-
TOTAL (162)	5-6	5-8	10-14
DAY OF WEEK	HOME	AWAY	TOTAL
Monday (14)	1-0	1-0	2-0
Tuesday (24)	0-1	0-2	0-3
Wednesday (24)	1-1	0-2	1-3
Thursday (18)	1-1	2-0	3-1
Friday (26)	0-1	0-2	0-3
Saturday (28)	2-0	2-0	4-0
Sunday (27)	0-2	0-2	0-4
TOTAL (162)	5-6	5-8	10-14
VS. AL EAST	HOME	AWAY	TOTAL
Boston Red Sox (13)	1-2	-	1-2
New York Yankees (13)	-	-	-
Tampa Bay Rays (13)	-	-	-
Toronto Blue Jays (13)	1-1	2-2	3-3
TOTAL (52)	2-3	2-2	4-5
VS. AL CENTRAL	HOME	AWAY	TOTAL
Chicago White Sox (7)	-	-	-
Cleveland Guardians (7)	2-1	-	2-1
Detroit Tigers (6)	-	-	-
Kansas City Royals (6)	-	1-2	1-2
Minnesota Twins (6)	-	-	-
TOTAL (32)	2-1	1-2	3-3
VS. AL WEST	HOME	AWAY	TOTAL
Houston Astros (7)	-	-	-
Los Angeles Angels (6)	-	-	-
Oakland Athletics (6)	-	-	-
Seattle Mariners (6)	-	-	-
Texas Rangers (7)	-	-	-
TOTAL (32)	-	-	-
VS. NL EAST	HOME	AWAY	TOTAL
Atlanta Braves (3)	-	-	-
Miami Marlins (3)	-	-	-
New York Mets (3)	-	-	-
Philadelphia Phillies (3)	-	-	-
Washington Nationals (4)	-	1-2	1-2
TOTAL (16)	-	1-2	1-2
VS. NL CENTRAL	HOME	AWAY	TOTAL
Chicago Cubs (3)	-	-	-
Cincinnati Reds (3)	1-2	-	1-2
Milwaukee Brewers (3)	-	-	-
Pittsburgh Pirates (3)	-	-	-
St. Louis Cardinals (3)	-	-	-
TOTAL (15)	1-2	-	1-2
VS. NL WEST	HOME	AWAY	TOTAL
Arizona Diamondbacks (3)	-	1-2	1-2
Colorado Rockies (3)	-	-	-
Los Angeles Dodgers (3)	-	-	-
San Diego Padres (3)	-	-	-
San Francisco Giants (3)	-	-	-
TOTAL (15)	-	1-2	1-2

BALTIMORE ORIOLES - WALK-OFF AND MISC. HOME RUNS

Baltimore Orioles Walk-off Wins							
Date	Score	Batter/Runner	Action	RBI	Pitcher	INN	OUTS
-	-	-	-	-	-	-	-
Opponent Walk-off Wins							
Date	Score	Batter/Runner	Action	RBI	Pitcher	INN	OUTS
-	-	-	-	-	-	-	-
Baltimore Orioles Back-to-Back Home Runs							
Date	Score	Batters	Pitcher	INN	OUTS		
3/27	BAL 12 @ TOR 2	Adley Rutschman/Jordan Westburg	Yariel Rodríguez	8	1		
4/19	CIN 5 @ BAL 9	Cedric Mullins/Gunnar Henderson	Hunter Greene	1	0		
4/19	CIN 5 @ BAL 9	Ramón Laureano/Jordan Westburg	Carson Spiers	7	2		
Opponent Back-to-Back Home Runs							
Date	Score	Batters	Pitcher	INN	OUTS		
4/9	BAL 0 @ AZ 9	Pavin Smith/Josh Naylor	Dean Kremer	5	1		
4/17	CLE 2 @ BAL 6	Daniel Schneemann/Austin Hedges	Tomoyuki Sugano	3	0		
Baltimore Orioles Grand Slams							
Date	Score	Batter	Pitcher	INN	OUTS		
4/16	CLE 1 @ BAL 9	Jackson Holliday	Gavin Williams	2	1		
Opponent Grand Slams							
Date	Score	Batter	Pitcher	INN	OUTS		
4/20	CIN 24 @ BAL 2	Noelvi Marte	Jorge Mateo	8	2		
Baltimore Orioles Inside-the-Park Home Runs							
Date	Score	Batter	RBI	Pitcher	INN	OUTS	
-	-	-	-	-	-	-	-
Opponent Inside-the-Park Home Runs							
Date	Score	Batter	RBI	Pitcher	INN	OUTS	
-	-	-	-	-	-	-	-
Baltimore Orioles Pinch-Hit Home Runs							
Date	Score	Batter	RBI	Pitcher	INN	OUTS	
-	-	-	-	-	-	-	-
Opponent Pinch-Hit Home Runs							
Date	Score	Batter	RBI	Pitcher	INN	OUTS	
-	-	-	-	-	-	-	-
Baltimore Orioles Leadoff Home Runs							
Date	Score	Batter	Pitcher				
3/29	BAL 9 @ TOR 5	Colton Cowser	Max Scherzer				
4/3	BOS 8 @ BAL 4	Cedric Mullins	Tanner Houck				
4/19	CIN 5 @ BAL 9	Cedric Mullins	Hunter Greene				
Opponent Leadoff Home Runs							
Date	Score	Batter	Pitcher				
4/23	BAL 3 @ WSH 4	James Wood	Tomoyuki Sugano				

LAST TIME IT HAPPENED	
BATTING	
Eutaw St. Home Run	Gunnar Henderson, 8/14/24 vs. WSH (Herz)
Opponent	Jake Fraley, 4/19/25 vs. CIN (Young)
Second Deck Home Run in LF at OPACY	Austin Hays, 6/7/22 vs. CHC (Mills)
Opponent	Pete Alonso, 9/2/20 vs. NYM (Means)
Grand Slam	Jackson Holliday, 4/16/25 vs. CLE (Williams)
Two Grand Slams in One Game	Reimold, Clevenger, 9/11/15 vs. KC (Herrera, Chamberlain)
Pinch-Hit Home Run	Ryan O’Hearn, 6/6/24 at TOR (García)
Pinch-Hit Walk-Off Home Run	Nolan Reimold, 7/24/16 vs. CLE (Allen)
Pinch-Hit Grand Slam	Dwight Evans, 7/26/91 vs. OAK (Nelson)
Inside the Park Home Run	Jorge Mateo, 8/20/23 at OAK (Sears)
LH & RH Home Run, Same Game	Anthony Santander, 8/7/24 at TOR (Francis, Yarbrough)
Individual 2-Home Run Game	Ramón Laureano, 4/19/25 vs. CIN (Greene, Spiers)
Individual 3-Home Run Game	Ryan Mountcastle, 6/19/21 vs. TOR (Manoah, Kay)
Individual 4-Home Run Game	Never
Home Run in Consecutive Games	Cedric Mullins, 4/18-19/25 vs. CIN
Home Run in 3 Consecutive Games	Jackson Holliday, 8/4-7/24 at CLE, at TOR
Home Run in 4 Consecutive Games	Gunnar Henderson, 5/17-20/24 vs. SEA, at STL
Home Run in 5 Consecutive Games	Jonathan Schoop, 7/22-27/18 vs. KOR, BOS, TB
Home Run in 6 Consecutive Games	Chris Davis, 9/26-10/2/12 vs. TOR, BOS, TB
4-Home Run Game, Team	4/19/25 vs. CIN (5)
5-Home Run Game, Team	4/19/25 vs. CIN
6-Home Run Game, Team	3/27/25 at TOR
7-Home Run Game, Team	6/2/16 vs. BOS
8+-Home Run Game, Team	6/16/15 vs. PHI (8)
10+-Run Game, Team	3/27/25 at TOR (12)
15+-Run Game, Team	6/20/24 at NYY (17)
20+-Run Game, Team	9/28/00 vs. TOR (23)
Back-to-Back HR	Laureano/Westburg, 4/19/25 vs. CIN (7 th inning)
Back-to-Back HR to Start First Inning	Mullins/Henderson, 4/19/25 vs. CIN
Back-to-Back-to-Back HR	Schoop/Davis/Mancini, 8/6/17 vs. DET (1 st inning)
Back-to-Back-to-Back HR to Start First Inning	Flaherty/Hardy/Markakis, 5/10/12 (G1) vs. TEX
2 Back-to-Back HRS, Same Game	Mullins/Henderson (1 st), Laureano/Westburg (7 th) 4/19/25 vs. CIN
Leadoff Home Run	Cedric Mullins, 4/19/25 vs. CIN (Greene)
Walk-Off Win	Anthony Santander (HR), 9/19/24 vs. SF (Walker)
Walk-Off Home Run	Anthony Santander, 9/19/24 vs. SF (Walker)
Walk-Off Grand Slam	Manny Machado, 8/18/17 vs. LAA (Middleton)
Walk-Off Home Run, Eutaw St.	Rio Ruiz, 8/11/19 vs. HOU (Osuna)
Home Run, 15 th Inning or later	Jonathan Villar, 7/25/19 at LAA (Canning)
Home Run, 17 th Inning or later	Adam Jones, 5/6/12 at BOS (McDonald)
Home Run by a Pitcher	Zack Britton, 7/3/11 at ATL (Beachy)
2-Home Run Game by a Pitcher	Milt Pappas, 8/27/61 at MIN (Ramos)
Oriole to hit a Home Run for 1 st ML hit	Connor Norby, 6/4/24 at TOR (Pearson)
Oriole w/ 2 Home Runs in one inning	Mark Trumbo, 4/15/16 at TEX (7 th inning, Pérez, Faulkner)
Oriole w/ 3 Home Runs in consecutive innings	Manny Machado, 8/7/16 at CWS (1 st , 2 nd , 3 rd inning, Shields, Albers)
5-Hit Game	Adley Rutschman, 6/21/24 at HOU
6-Hit Game	Cal Ripken, Jr., 6/13/99 at ATL
5-RBI Game	Cedric Mullins, 3/27/25 at TOR
6-RBI Game	Adley Rutschman, 6/9/24 at TB
7-RBI Game	Ryan Mountcastle, 4/11/23 vs. OAK (9)
8-RBI Game	Ryan Mountcastle, 4/11/23 vs. OAK (9)
9-RBI Game	Ryan Mountcastle, 4/11/23 vs. OAK
PITCHING	
Perfect Game	Never
No-Hitter	5/5/21 at SEA (Means)
1-Hitter	5/26/24 at CWS (Bradish, Coulombe, Cano, Kimbrel)
Complete Game	9/23/22 vs. HOU (Kremer)
Shutout	9/23/22 vs. HOU (Kremer)
Team Shutout	9/6/24 vs. TB (Kremer, Cano, Pérez, Domínguez)
Consecutive CG, Pitcher	Sidney Ponson (2), 5/16-22/04
Consecutive Shutouts, Pitcher	Mike Mussina (2), 9/26-10/1/95
Consecutive CG, Team	5/13-14/11 (Guthrie/Bergesen)
Consecutive Shutouts, Team	4/18-19/23 at WSH
10+ Strikeout Game, Pitcher	Charlie Morton (10), 4/3/25 vs. BOS
15+ Strikeout Game, Pitcher	Erik Bedard (15), 7/7/07 at TEX
10+ Strikeout Game, Team	4/3/25 vs. BOS (11)
15+ Strikeout Game, Team	4/24/24 at LAA (16)
4+ Strikeouts in an inning	Mike Cuellar (4), 5/29/70 at CAL
Immaculate Inning	Kevin Gausman, 4/23/18 vs. CLE (7 th inning)
MISCELLANEOUS	
Hit for the Cycle	Cedric Mullins, 5/12/23 vs. PIT (7 th in club history)
Steal of Home	Cedric Mullins, 8/12/21 vs. DET
Position Player to Pitch	Gary Sánchez, 4/19/25 vs. CIN (1.0 IP, 2 H, 4 R, BB, HR)
Triple Play Turned	9/18/22, Bottom 3 rd at TOR (Chapman batting/Kremer pitching)
	Scoring: 6-4-3 (Mateo-Vavra-Aguilar)
Manager Ejection	Brandon Hyde, 4/13/25 vs. TOR (18 th career)
Player Ejection	Ryan O’Hearn, 8/21/24 at NYM (2 nd career)
WINNING SWEEPS	
2-Game, at OPACY	September 26-27, 2023 vs. WSH
2-Game, Road	April 18-19, 2023 at WSH
3-Game, at OPACY	April 15-17, 2024 vs. MIN
3-Game, Road	September 27-29, 2024 at MIN
4-Game, at OPACY	July 7-10, 2022 vs. LAA
4-Game, Road	June 7-10, 2024 at TB
Doubleheader	June 25, 2016 vs. TB

2025 OUTFIELD ASSISTS						
Outfielder	1B	2B	3B	HP	TOTAL	ERRORS (F-T)
Dylan Carlson	-	-	-	-	-	-
Colton Cowser	-	-	-	-	-	-
Heston Kjerstad	-	1	-	-	1	-
Ramón Laureano	-	2	-	-	2	1 (0-1)
Jorge Mateo	-	-	-	-	-	1 (1-0)
Cedric Mullins	-	-	-	-	-	2 (1-1)
Ryan O’Hearn	-	-	-	-	-	-
Tyler O’Neill	1	2	-	1	4	-
Team Totals	1	5	-	1	7	4 (2-2)

2025 CATCHING BREAKDOWN							
	Errors		SB	Pick-offs			
Catcher	F-T-C	PB	CCS-ATT	1B-2B-3B	Inn.	ERA	W-L (GS)
Adley Rutschman	0-1-0	0	2-20	0-1-0	147.0	5.51	8-9
Gary Sánchez	0-0-0	1	0-1	1-0-0	62.0	4.65	2-5
Totals	0-1-0	1	2-21	1-1-0	209.0	5.25	10-14


SCORING BY INNING										
	1	2	3	4	5	6	7	8	9	Extras Totals
OPPONENTS	19	13	21	17	17	8	10	16	8	1 130
ORIOLES	16	13	13	8	9	11	13	19	1	0 103


ORIOLES WHO MADE THEIR MAJOR LEAGUE DEBUT IN 2025			
DATE	PLAYER	STATS	NOTES
3/30 at TOR	Tomoyuki Sugano	L: 4.0 IP, 4 H, 2 R, 2 ER, 2 BB, 1 K	Game Started
4/19 vs. CIN	Brandon Young	ND: 4.0+ IP, 7 H, 3 R, 3 ER, 3 BB, 3 K, HR	Game Started


2025 SCHEDULE


G#	DATE	OPP.	W-L	SCORE	WP/LP/SV	REC	POS	GA/GB	ATT.
1	3/27	at TOR	W	12-2	Eflin/Berrios	1-0	T-1 st	+0.5	40,734
2	3/28	at TOR	L	8-2	Gausman/Morton	1-1	T-3 rd	-0.5	26,289
3	3/29	at TOR	W	9-5	Kremer/Lovelady	2-1	2 nd	-0.5	27,005
4	3/30	at TOR	L	3-1	Bassitt/Sugano/Hoffman	2-2	3 rd	-1.5	21,069
5	3/31	vs. BOS	W	8-5	Dominguez/Newcomb	3-2	3 rd	-1.0	45,002*
MARCH TOTALS: 3-2			TEAM ERA: 4.60		TEAM AVG: .305				
	4/1	OFF DAY				3-2	4 th	-1.0	
6	4/2	vs. BOS	L	3-0	Crochet/Eflin/Chapman	3-3	4 th	-1.5	18,146
7	4/3	vs. BOS	L	8-4	Kelly/Morton	3-4	T-4 th	-2.0	16,656
8	4/4	at KC	L	8-2	Lugo/Kremer	3-5	5 th	-2.5	14,196
9	4/5	at KC	W	8-1	Sugano/Wacha	4-5	5 th	-2.5	14,383
10	4/6	at KC	L	4-1	Bubic/Povich/Estévez	4-6	5 th	-2.5	19,098
11	4/7	at AZ	W	5-1	Eflin/Gallen	5-6	T-4 th	-1.5	20,333
12	4/8	at AZ	L	4-3	Kelly/Morton/Martinez	5-7	4 th	-2.0	23,843
13	4/9	at AZ	L	9-0	Pfaadt/Kremer	5-8	5 th	-2.5	22,411
	4/10	OFF DAY				5-8	5 th	-2.5	
	4/11	vs. TOR	**POSTPONED**		Rescheduled for 7/29 (DH)		5-8	5 th	-2.5
14	4/12	vs. TOR	W	5-4	Baker/Francis/Bautista	6-8	T-4 th	-2.0	22,130
15	4/13	vs. TOR	L	7-6	Hoffman/Bowman	6-9	5 th	-2.5	27,193
	4/14	OFF DAY				6-9	5 th	-2.5	
16	4/15	vs. CLE	L	6-3	Allen/Morton/Clase	6-10	5 th	-3.5	14,203
17	4/16	vs. CLE	W	9-1	Kremer/Williams	7-10	5 th	-3.5	13,964
18	4/17	vs. CLE	W	6-2	Sugano/Bibee	8-10	4 th	-3.5	16,201
19	4/18	vs. CIN	L	8-3	Abbott/Povich	8-11	4 th	-4.5	42,587*
20	4/19	vs. CIN	W	9-5	Dominguez/Greene/Bautista	9-11	4 th	-3.5	28,534
21	4/20	vs. CIN	L	24-2	Rogers/Morton/Wynne	9-12	4 th	-4.5	19,053
	4/21	OFF DAY				9-12	4 th	-4.0	
22	4/22	at WSH	L	7-0	Parker/Kremer	9-13	4 th	-4.0	29,504
23	4/23	at WSH	L	4-3	López/Soto/Finnegan	9-14	5 th	-5.0	22,246
24	4/24	at WSH	W	2-1	Povich/Gore/Bautista	10-14	5 th	-4.5	23,058
	4/25	at DET	**POSTPONED**		Rescheduled for 4/26 (DH)		10-14	5 th	-4.0
25	4/26-1	at DET	1:10 PM	MASN2					
26	4/26-2	at DET	6:10 PM	MASN2					
27	4/27	at DET	1:40 PM	MASN2					
28	4/28	vs. NYY	6:35 PM	MASN					
29	4/29	vs. NYY	6:35 PM	MASN					
30	4/30	vs. NYY	6:35 PM	MASN					
APRIL TOTALS: 7-12			TEAM ERA: 5.42		TEAM AVG: .200				
	5/1	OFF DAY							
31	5/2	vs. KC	7:05 PM	MASN					
32	5/3	vs. KC	7:15 PM	FOX					
33	5/4	vs. KC	1:35 PM	MASN					
	5/5	OFF DAY							
34	5/6	at MIN	7:40 PM	MASN					
35	5/7	at MIN	7:40 PM	MASN					
36	5/8	at MIN	1:10 PM	MASN					
37	5/9	at LAA	9:38 PM	MASN					
38	5/10	at LAA	9:38 PM	MASN					
39	5/11	at LAA	4:07 PM	MASN2					
	5/12	OFF DAY							
40	5/13	vs. MIN	6:35 PM	MASN2					
41	5/14	vs. MIN	6:35 PM	MASN2					
42	5/15	vs. MIN	12:35 PM	MASN2					
43	5/16	vs. WSH	7:05 PM	MASN					
44	5/17	vs. WSH	4:05 PM	MASN FS1^					
45	5/18	vs. WSH	1:35 PM	MASN					
46	5/19	at MIL	7:40 PM	MASN					
47	5/20	at MIL	7:40 PM	MASN2					
48	5/21	at MIL	1:10 PM	MASN2					
49	5/22	at BOS	6:45 PM	MASN					
50	5/23	at BOS	7:10 PM	MASN					
51	5/24	at BOS	4:10 PM	MASN FS1^					
52	5/25	at BOS	1:35 PM	MASN					
53	5/26	vs. STL	3:05 PM	MASN					
54	5/27	vs. STL	6:35 PM	MASN					
55	5/28	vs. STL	6:35 PM	MASN					
	5/29	OFF DAY							
56	5/30	vs. CWS	7:05 PM	MASN					
57	5/31	vs. CWS	4:05 PM	MASN					
MAY TOTALS: 0-0			TEAM ERA: ---		TEAM AVG: ---				
58	6/1	vs. CWS	1:35 PM	MASN					
	6/2	OFF DAY							
59	6/3	at SEA	9:40 PM	MASN2					
60	6/4	at SEA	9:40 PM	MASN2					
61	6/5	at SEA	3:40 PM	MASN2					
62	6/6	at ATH	10:05 PM	MASN2					
63	6/7	at ATH	10:05 PM	MASN					
64	6/8	at ATH	4:05 PM	MASN2					
	6/9	OFF DAY							
65	6/10	vs. DET	6:35 PM	MASN2					
66	6/11	vs. DET	6:35 PM	MASN2					
67	6/12	vs. DET	6:35 PM	MASN2					
68	6/13	vs. LAA	7:05 PM	Apple TV+					
69	6/14	vs. LAA	4:05 PM	MASN					
70	6/15	vs. LAA	1:35 PM	MASN					
71	6/16	at TB	7:35 PM	MASN2					
72	6/17	at TB	7:35 PM	MASN2					
73	6/18	at TB	7:35 PM	MASN2					
74	6/19	at TB	7:35 PM	MASN2					
75	6/20	at NYY	7:05 PM	MASN					
76	6/21	at NYY	1:05 PM	MASN					
77	6/22	at NYY	11:35 AM	Roku					
78	6/23	vs. TEX	6:35 PM	MASN					
79	6/24	vs. TEX	6:35 PM	MASN					
80	6/25	vs. TEX	6:35 PM	MASN					
	6/26	OFF DAY							
81	6/27	vs. TB	7:05 PM	Apple TV+					
82	6/28	vs. TB	4:05 PM	MASN					
83	6/29	vs. TB	1:35 PM	MASN					
84	6/30	at TEX	8:05 PM	MASN					
JUNE TOTALS: 0-0			TEAM ERA: ---		TEAM AVG: ---				
85	7/1	at TEX	8:05 PM	MASN					
86	7/2	at TEX	8:05 PM	MASN					
	7/3	OFF DAY							
87	7/4	at ATL	7:15 PM	MASN					
88	7/5	at ATL	4:10 PM	MASN2					
89	7/6	at ATL	11:35 AM	Roku					
	7/7	OFF DAY							
90	7/8	vs. NYM	6:35 PM	MASN					
91	7/9	vs. NYM	7:05 PM	MASN					
92	7/10	vs. NYM	1:05 PM	MASN					
93	7/11	vs. MIA	7:05 PM	MASN					
94	7/12	vs. MIA	4:05 PM	MASN					
95	7/13	vs. MIA	1:35 PM	MASN					

	DATE	OPP.	W-L	SCORE	WP/LP/SV	REC	POS	GA/GB	ATT.
	7/14	Home Run Derby (Truist Park - Atlanta, GA)							
	7/15	MLB All-Star Game (Truist Park - Atlanta, GA)							
	7/16-17 All-Star Break								
96	7/18	at TB	7:35 PM	MASN2					
97	7/19	at TB	7:05 PM	MASN2					
98	7/20	at TB	12:10 PM	MASN2					
99	7/21	at CLE	6:40 PM	MASN2					
100	7/22	at CLE	6:40 PM	MASN2					
101	7/23	at CLE	6:40 PM	MASN2					
102	7/24	at CLE	1:10 PM	MASN					
103	7/25	vs. COL	7:05 PM	MASN					
104	7/26	vs. COL	7:05 PM	MASN					
105	7/27	vs. COL	1:35 PM	MASN					
106	7/28	vs. TOR	6:35 PM	MASN					
107	7/29-1	vs. TOR	12:35 PM	MASN					
108	7/29-2	vs. TOR	6:35 PM	MASN					
109	7/30	vs. TOR	12:35 PM	MASN					
JULY TOTALS:		0-0		TEAM ERA: ---		TEAM AVG: ---			
110	8/1	at CHC	2:20 PM	MASN2					
111	8/2	at CHC	2:20 PM	MASN2 FS1*					
112	8/3	at CHC	2:20 PM	MASN2					
113	8/4	at PHI	6:45 PM	MASN					
114	8/5	at PHI	6:45 PM	MASN					
115	8/6	at PHI	12:35 PM	MASN					
	8/7	OFF DAY							
116	8/8	vs. ATH	7:05 PM	MASN					
117	8/9	vs. ATH	7:05 PM	MASN					
118	8/10	vs. ATH	1:35 PM	MASN					
	8/11	OFF DAY							
119	8/12	vs. SEA	6:35 PM	MASN					
120	8/13	vs. SEA	6:35 PM	MASN					
121	8/14	vs. SEA	1:05 PM	MASN2					
122	8/15	at HOU	8:10 PM	MASN2					
123	8/16	at HOU	7:10 PM	MASN2					
124	8/17	at HOU	2:10 PM	MASN					
125	8/18	at BOS	7:10 PM	MASN					
126	8/19	at BOS	7:10 PM	MASN					
	8/20	OFF DAY							
127	8/21	vs. HOU	7:15 PM	FOX					
128	8/22	vs. HOU	7:05 PM	MASN					
129	8/23	vs. HOU	7:05 PM	MASN					
130	8/24	vs. HOU	1:35 PM	MASN					
131	8/25	vs. BOS	6:35 PM	MASN					
132	8/26	vs. BOS	6:35 PM	MASN					
133	8/27	vs. BOS	6:35 PM	MASN					
134	8/28	vs. BOS	1:05 PM	MASN					
135	8/29	at SF	10:15 PM	MASN2					
136	8/30	at SF	7:15 PM	FOX					
137	8/31	at SF	4:05 PM	MASN2					
AUGUST TOTALS:		0-0		TEAM ERA: ---		TEAM AVG: ---			
138	9/1	at SD	6:40 PM	MASN2					
139	9/2	at SD	9:40 PM	MASN2					
140	9/3	at SD	4:10 PM	MASN2					
	9/4	OFF DAY							
141	9/5	vs. LAD	7:05 PM	MASN					
142	9/6	vs. LAD	7:05 PM	MASN					
143	9/7	vs. LAD	1:35 PM	MASN					
	9/8	OFF DAY							
144	9/9	vs. PIT	6:35 PM	MASN					
145	9/10	vs. PIT	6:35 PM	MASN					
146	9/11	vs. PIT	1:05 PM	MASN					
147	9/12	at TOR	7:07 PM	MASN2					
148	9/13	at TOR	3:07 PM	MASN2					
149	9/14	at TOR	1:37 PM	MASN2					
150	9/15	at CWS	7:40 PM	MASN2					
151	9/16	at CWS	7:40 PM	MASN2					
152	9/17	at CWS	2:10 PM	MASN2					
153	9/18	vs. NYY	7:15 PM	FOX					
154	9/19	vs. NYY	7:05 PM	MASN					
155	9/20	vs. NYY	7:05 PM	MASN					
156	9/21	vs. NYY	1:35 PM	MASN					
	9/22	OFF DAY							
157	9/23	vs. TB	6:35 PM	MASN2					
158	9/24	vs. TB	6:35 PM	MASN2 FS1*					
159	9/25	vs. TB	1:05 PM	MASN					
160	9/26	at NYY	7:05 PM	MASN					
161	9/27	at NYY	1:05 PM	MASN					
162	9/28	at NYY	3:05 PM	MASN					
SEPTEMBER TOTALS:		0-0		TEAM ERA: ---		TEAM AVG: ---			
*Indicates home sellout									
*Indicates out-of-market broadcast									
Pitchers in CAPS indicates complete game									
All times listed are Eastern									
MASN and MASN2 games can also be streamed locally via MASN+									
All games broadcast on the Orioles Radio Network and 98 Rock 97.9 FM/HD2 & WBAL NewsRadio 1090 AM/101.5 FM									









DELAYS & POSTPONEMENTS			
DATE	OPPONENT (Reason)	TIME (Delay)	RESULT
4/25	at DET (inclement weather)	Postponed	Rescheduled for a DH on 4/26 Rescheduled for DH on 7/29
4/11	vs. TOR (rain)	Postponed	
TOTAL TIME OF DELAYS: 0:00 (21:58 in 2024)			
COLDEST GAME TIME TEMPERATURE: 45 degrees, April 5 at Kansas City (W, 8-1)			
WARMEST GAME TIME TEMPERATURE: 85 degrees, April 8 at Arizona (L, 4-3)			