

# GAME INFORMATION



Atlanta Braves Baseball Communications Department • Truist Park • Atlanta, GA 30339  
404.522.7630 | braves.com | bravesmediacenter.com | /braves | @braves | @braves

ATLANTA BRAVES (29-31, 3rd NL East, -4.0 GB)

at

MIAMI MARLINS (27-35, 4th NL East, -7.0 GB)

RHP Charlie Morton (5-2, 4.21) vs. RHP Sandy Alcantara (3-5, 3.30)

Game No. 61 • Road Game No. 27

June 11, 2021 • 7:10 p.m. • loanDepot Park • Miami, FL • BSSE

## Starting Pitching

RHP Ian Anderson tossed 7.0 scoreless inning yesterday, a day after LHP Tucker Davidson went 6.0 shutout innings in his start.

The 13.0-inning scoreless streak is the rotation's second longest this season and one inning off the longest.

The starters fashioned a 14.0-inning run from April 26-April 28 vs. Chicago (NL).

For the season, the Braves starting pitchers own a combined 4.04 ERA (141 ER/314.1 IP), the eighth-best mark in the National League.

Their 20-15 (.571) record is the third best in the NL

## Braves Breakdown

Overall .....	29-31
Home.....	17-17
Road.....	12-14
Day .....	9-11
Night .....	20-20
Current Streak.....	L2
Last 5 Games .....	3-2
Last 10 Games .....	5-5
April.....	12-14
May.....	13-12
June.....	4-5
Vs. LHSP.....	7-8
Vs. RHSP.....	22-23
Series Opener.....	9-11
Series Opener at Home .....	4-6
Series Opener on Road.....	5-5
By Series.....	9-8-3
By Home Series.....	5-4-1
By Road Series.....	4-4-2
Rubber Games .....	4-2
Sweeps/Were Swept .....	1-4
Scored First .....	18-13
Opponent Scored First.....	11-18
1-run games .....	8-10
1 or 2 run games.....	14-16
Comeback Wins .....	13-15
Last AB Wins .....	4-13
Walkoff Wins .....	3-5
Extra Innings .....	1-6
Led After 6 .....	25-6
Led After 7 .....	24-5
Led After 8 .....	25-1
Tied After 6 .....	2-5
Tied After 7 .....	0-9
Tied After 8 .....	1-9
Behind After 6 .....	2-20
Behind After 7 .....	3-15
Behind After 8 .....	1-19
Division Games .....	14-16
Vs. Other Divisions.....	15-15
Vs. A.L. Teams .....	2-8
Vs. N.L. Teams .....	27-23
Vs. A.L. East .....	2-8
Vs. N.L. East .....	14-16
Vs. N.L. Central.....	10-4
Vs. N.L. West .....	3-3
Hit 0 HR .....	5-9
Hit 1+ HR.....	24-22
Hit 2+ HR.....	16-10
Scored 3 or Fewer Runs .....	3-18
Scored 4 or More Runs .....	26-13
Scored 5 or More Runs.....	24-10
Allowed 3 or Fewer Runs.....	19-5
Allowed 4 or More Runs.....	10-26
Allowed 5 or More Runs.....	5-22
More Hits than Opponent .....	20-6
Fewer Hits than Opponent .....	5-24
Committed No Errors.....	15-17
Committed 1 or More Errors..	14-14
Starter Goes at least 5 inn.....	26-17
Starter Goes at least 6 inn.....	16-11
Starter Goes at least 7 inn.....	4-1

## Braves vs. Marlins

	2020	2021	All-Time
Overall	6-4	1-3	276-190
at Atlanta	4-3	1-3	150-89
at Truist Park ('17)	---	---	27-12
at Turner Field ('97-'16)	---	---	106-69
at Miami	2-1	---	126-102
at Marlins Park ('12)	---	---	51-26

**TONIGHT'S GAME:** The Braves and Marlins open a three-game set tonight with the fifth of 19 meetings between the clubs this season...The teams will meet next on July 2-4 in Atlanta...The Braves will return to Miami again on July 9-11 and then again, August 16-18.

The Braves dropped three-of-four to Miami in the clubs' only meeting so far this season, April 12-15... The Marlins scored 31 runs over the four games, including 14 in the second game of the series...The 14 runs are the most the Braves have allowed in a single game this season.

The Braves have won the season series with the Marlins every year since 2015, going 68-40 (.630) against Miami over this stretch.

The Braves have not lost a series in Miami since September 28-October 1, 2017, when the Marlins took three-of-four...The Braves are 16-7 (.696) here since that date.

RHP Charlie Morton is 7-4 with a 4.04 ERA (37 ER/82.1 IP) in 14 career games, all starts, against the Marlins...The 37-year-old righty faced the Marlins earlier this season, taking a no-decision in a 6-5, 10-inning loss on April 14 after allowing five runs, earned, over 6.0 innings...In nine starts here in Miami against the Marlins, Morton is 4-4 with a 4.56 ERA (25 ER/49.1 IP).

RHP Sandy Alcantara is set to face the Braves for the fifth time in his career...The 25-year-old righty has never received a decision against the Braves, while compiling a 2.88 ERA (8 ER/25.0 IP) in his four starts against them...He faced the Braves on April 12 of this season, and went 6.1 innings and allowed three runs, earned, in a 5-3, 10-inning win.

**BACK BELOW .500:** The Braves lost, 4-3, to Philadelphia yesterday, the club's second consecutive walk-off loss...The defeats dropped Atlanta two games below .500 after a three-game win streak moved the team to 29-29...The club has yet to have a winning record this season.

The club was at .500 four previous times this season, and last after play on May 25, when it was 24-24...Atlanta was also 4-4 after beating the Phillies on April 10 and 12-12 after a 10-0 win over Chicago (NL) on April 28...They were 17-17 after another win over Philadelphia on May 9.

After 4-4 and 12-12, Atlanta lost four consecutive games each time...After 17-17, they lost three straight and after 24-24, they lost two consecutive.

The last time the Braves had a winning record was after finishing 35-25 last season...The Braves had a winning record after game No. 3 last season, after game No. 7 in 2019 and game No. 1 in 2018... They never had a winning record in 2017.

Only two other major league teams have not had a winning record at any point this season: Miami and Texas...The Marlins reached .500 once at 7-7, while the Rangers were .500 two different times at 3-3 and 18-18.

**WALK-OFF LOSSES:** The Braves lost their last two games on game-ending hits, with Philadelphia winning, 2-1, on Wednesday and 4-3 in 10 innings yesterday.

These defeats marked the first time the club had walk-off losses on consecutive days since July 29 and July 30, 2017, also at Philadelphia...Philadelphia also won those games by scores of 4-3 (July 29) and 2-1 (July 30).

The Braves have five walk-off losses this season... That total is tied for the second most in the majors and two off the lead of the San Francisco Giants.

Over the previous three seasons, the Braves had 10 combined walk-off losses, the fewest in the majors.

The Braves are now 8-10 in one-run games this season.

**EXTRA INNINGS:** The Braves fell to 1-6 (.143) in extra innings this season after losing 4-3 in 10 innings yesterday.

The Braves scored twice in the 10th inning yesterday without recording a hit...In the 10th inning this season, the club is hitless in 20 at-bats.

They have four total hits in extra innings this season, with all coming in the same game (May 8 vs. Philadelphia).

Only the Dodgers at 1-7 (.125) have been worse in extra innings than Atlanta.

**ACUÑA JR. NEARING MILESTONE.:** OF Ronald Acuña Jr. hit his 99th career home run Tuesday night, driving a third-inning pitch into the upper deck in left field...The drive had an exit velocity of 116.0 mph, the hardest-hit homer by a Braves player ever tracked by Statcast (since 2015).

Acuña Jr. is looking to become the third quickest player to 100 career home runs in major league history.

Ryan Howard hit his 100th homer in his 324th game, while Gary Sánchez needed 355 games to hit 100.

Acuña Jr. is set to play in his 370th game today... Aaron Judge currently is the third quickest to 100 home runs, reaching the milestone in his 371st game.

**MORTON STREAKING:** RHP Charlie Morton last started on June 5 vs. Los Angeles and held the Dodgers to four runs (two earned) over 5.0 innings, walking one and fanning five...He earned his third consecutive win.

Morton has won three straight turns for the first time since July 2-13, 2019, and is 3-0 with a 3.18 ERA (6 ER/17.0 IP) during his run...Atlanta has won his last four starts overall.

He is one of nine pitchers in the majors to win at least their last three starts...Just three pitchers have won each of their last four.

## Upcoming Schedule and Probable Pitchers

DATE	OPP.	PROBABLE PITCHERS	TV	TIME
Sat., June 11	at MIA	LHP Max Fried (3-3, 4.63) vs. TBA	BSSE	4:10
Sun., June 12	at MIA	LHP Drew Smyly (2-3, 5.82) vs. RHP Pablo López (2-3, 2.76)	BSSE	1:10
All times listed are Eastern; All games broadcast on 680 The Fan and the Braves Radio Network BSSE-Bally's Sports Southeast; BSSO-Bally's Sports South				

Tonight's Starting Pitcher

#50 Charlie Morton

RHP • 6-5 • 235 • 37 yrs

2021 Record: 5-2, 4.21 ERA • 2020 Record: 2-2, 4.74 ERA

vs. RHB: .253 (39-154), 3 HR • vs. LHB: .210 (17-81), 4 HR

Tonight's Game

- 🔪

Set for his 13th start of the season and the 271st of his career...Is his 272nd career appearance.
- 🔪

Makes his 15th career start against the Marlins, and his second this season...Is 7-4 with a 4.04 ERA (37 ER/82.1 IP) over his first 14 turns, including a 5-1 record and a 3.40 ERA over his last eight starts dating to 2013.
- 🔪

Started against Miami on April 14 at Truist Park and allowed seven hits and five runs over 6.0 innings to take a no-decision...The Marlins won, 6-5, in 10 innings.
- 🔪

Morton last pitched here in Miami on May 14, 2019, and fired 6.0 scoreless innings to earn the win while with Tampa Bay.
- 🔪

Last started on June 5 vs. Los Angeles and held the Dodgers to four runs (two earned) over 5.0 innings, walking one and fanning five...Earned his third consecutive win.
- 🔪

Has won three straight turns for the first time since July 2-13, 2019, and is 3-0 with a 3.18 ERA (6 ER/17.0 IP) during his run...Atlanta has won his last four starts overall.
- 🔪

Is one of nine pitchers in the majors to win at least their last three starts...Just three pitchers have won each of their last four.
- 🔪

Three of the four runs he allowed in his last start, June 5 vs. Los Angeles, scored in the fourth inning, and 23 of the 37 runs he has allowed this season have come in six individual innings.
- 🔪

Allowed three runs in the fifth on April 3, four runs in the third on April 14, four in the third on April 26, six in the first on May 7, three in the fourth on May 31 and three in the fourth in his last start.
- 🔪

Morton has allowed just 14 total runs in his remaining 56.0 innings this season.

2021 Recap

- 🔪

Surpassed 1,500.0 career innings in the majors during his start on June 5 vs. Los Angeles...Became the 19th active pitcher in the majors to hit the mark.
- 🔪

Needs just two wins to earn 100 career victories.
- 🔪

Beat the Red Sox, 3-1, after allowing just one run over 7.0 innings...Improved to 7-1 in his career versus Boston, and his teams are 9-3 versus the Red Sox in his starts.
- 🔪

His .875 winning percentage is his highest against any single team.
- 🔪

Made his 10th career appearance against the Mets, 5/19, and his first since 2017... Allowed two hits and one run over 6.0 innings but was left with a no-decision in Atlanta's win, 5-4.
- 🔪

Made one appearance against the Mets during his debut season with Atlanta, and it stands as the only relief appearance of his career...Pitched 2.0 scoreless innings out of the bullpen for the Braves, September 21, 2008.
- 🔪

Started on 5/7 vs. Philadelphia and allowed six unearned runs over just 0.2 innings to take his second loss of the season.
- 🔪

The 0.2 innings matched the shortest start of his major league career...Also went just 0.2 innings on June 21, 2015 while with the Pirates, and allowed eight hits and nine runs to the Nationals.
- 🔪

The six unearned runs were the most allowed in a game in his career...He had previously allowed a high of four, done in 2010.
- 🔪

Morton's six unearned runs were the most allowed by a Braves pitcher since 2017, when Bartolo Colon was charged with seven such runs.
- 🔪

Made his 11th career start against the Yankees, 4/20 at Yankee Stadium, and allowed three hits and one run over 6.0 innings in a no-decision.
- 🔪

Among active pitchers with at least 10 starts against New York, his .667 winning percentage (4-2) is tied for best in the majors...J.A. Happ (8-4) and Matt Moore (6-3) have also won 66.7% of their decisions against the Yankees.
- 🔪

Started on 4/9 vs. PHI, Atlanta's home opener, and held the Phillies to four hits and one run over 6.0 innings to earn his first win of the year.
- 🔪

The win was Morton's first for Atlanta since he beat the Florida Marlins on August 28, 2008, a span of 4,607 days.
- 🔪

Morton made his second debut, 4/3 at PHI, and returned to the Braves this offseason on a one-year contract worth \$15 million...With his first start this season, Morton went 12 years, 194 days between Braves appearances.
- 🔪

Morton made his major league debut with the club on June 14, 2008, beating Los Angeles (AL), 9-4 with 6.0 innings of three-run ball...He made 15 more appearances for the Braves that season, with his last coming on September 21.
- 🔪

According to research from the Elias Sports Bureau, only four other Braves in the modern era (since 1900) had a gap of at least 12 years between appearances, with Bucky Walters' 17-year, 302-day span the longest.

Career Recap

- 🔪

A 13-year major league veteran, has compiled a 98-91 record and a 4.09 ERA (682 ER/1501.1 IP) across 271 games, 270 starts...Has fanned 1,348 and pitched a pair of shutouts.
- 🔪

Has pitched for Atlanta (2008), Pittsburgh (2009-15), Philadelphia (2016), Houston (2017-18) and Tampa Bay (2019-20).

Morton's Game Log

DATE	OPP.	DECISION	IP	H	R	ER	BB	SO	HR	#P
Spring Totals (3)			0-0, 0.00 ERA	10.1	8	1	0	4	9	1 --
4/3	at PHI	L (0-1), 4-0	5.0	6	4	4	2	5	0	76
4/9	vs. PHI	W (1-1), 8-1	6.0	4	1	1	1	7	0	83
4/14	vs. MIA	ND, L, 6-5 (10)	6.0	7	5	5	2	9	1	96
4/20	at NYY	ND, L, 3-1	6.0	3	1	1	2	6	1	99
4/26	vs. CHI	W (2-1), 8-7	5.1	4	5	5	3	6	1	89
April Totals (5)			2-1, 4.76 ERA	28.1	24	15	15	10	33	3 88*
5/1	at TOR	ND, L, 6-5 (10)	5.1	5	4	4	2	6	1	98
5/7	vs. PHI	L (2-2), 12-2	0.2	4	6	0	2	1	1	36
5/13	vs. TOR	ND, L, 8-4	4.2	7	3	3	2	4	0	94
5/19	vs. NYM	ND, W, 5-4	6.0	2	1	1	0	8	1	79
5/25	at BOS	W (3-2), 3-1	7.0	3	1	1	2	9	0	103
5/31	vs. WSH	W (4-2), 5-3	5.0	6	3	3	3	6	1	91
May Totals (6)			2-1, 3.77 ERA	28.2	28	18	12	11	34	4 83*
6/5	vs. LAD	W (5-2), 6-4	5.0	4	4	2	1	5	0	94

\*Average pitches

CHARLIE MORTON - SEASON & CAREER

	W-L	ERA	G	GS	IP	H	R	ER	BB	SO
2021	5-2	4.21	12	12	62.0	56	37	29	22	72
Career	98-91	4.09	271	270	1501.1	1458	765	682	540	1348

MORTON vs. MIAMI

	W-L	ERA	G	GS	IP	H	R	ER	BB	SO
2021	0-0	7.50	1	1	6.0	7	5	5	2	9
Career	7-4	4.04	14	14	82.1	78	42	37	26	70

Last Win vs. MIA: 4-0 on 5/14/19 w/ TB (6.0 IP, 3 H, 0 R, 0 BB, 5 SO)

MORTON'S MAJOR LEAGUE CAREER HIGHS

Most Innings Pitched . . . . . 9.0, three times, last: 5/18/11 at CIN

Most Strikeouts . . . . . 14, 5/12/18 vs. TEX

Most Runs Allowed . . . . . 10, 8/14/09 at CHI

Most Home Runs Allowed . . . . . 3, twice, last: 4/14/10 at SF

Longest Winning Streak . . . . . 11 games, 8/17/18-6/10/19

Longest Losing Streak . . . . . 7 games, 9/8/13-5/18/14

10+ Strikeout Games . . . . . 17, last: 9/7/19 vs. TOR (10)

Career Complete Games . . . . . 3, 5/18/11 at CIN

Low-Hit Complete Game . . . . . 4, 9/30/09 at CHI

MORTON'S BATTING

	AVG	G	AB	H	R	HR	RBI	BB	SO	SAC
2021	.200	12	15	3	1	0	1	0	9	0
Career	.082	271	281	23	5	0	7	3	148	37

Last HR: None

Tomorrow's Starting Pitcher

MAX FRIED - SEASON & CAREER										
	W-L	ERA	G	GS	IP	H	R	ER	BB	SO
2021	3-3	4.63	9	9	44.2	50	25	23	16	45
Career	29-14	3.67	76	59	326.0	322	146	133	114	334

FRIED vs. MIAMI										
	W-L	ERA	G	GS	IP	H	R	ER	BB	SO
2021	0-1	15.75	1	1	4.0	9	8	7	2	3
Career	0-2	6.53	7	7	30.1	45	26	22	9	34

Last Win vs. MIA: None

2021 Backstop Breakdown

Catcher	Errors		Pick-offs				
	F-T-C	PB	CCS-SB (Attempts)	1B-2B-3B	Inn./ER	ERA	Record
Contreras	1-1-1	7	4-9 (13)	0-0-0	236.2/107	4.07	14-12
d'Arnaud	0-0-0	2	1-11 (12)	0-0-0	168.1/96	5.13	8-12
Jackson	0-0-1	1	2-3 (5)	0-0-0	64.0/32	4.50	4-3
Smith	0-0-0	2	0-2 (2)	0-0-0	34.0/8	2.12	2-2
Mathis	0-0-0	1	0-2 (2)	0-0-0	26.0/12	4.15	1-2
Pitchers	---	---	---	4-0-0	---	---	---
Totals	1-1-2	13	7-27 (34)	4-0-0	529.0/256	4.36	29-31

2021 Starting Pitcher Stats

Pitcher	Starts	Quality Starts	W-L	Team Record*	IP (Avg)	Run Support^
Charlie Morton	12	4	5-2	6-6	62.0 (5.1)	37 (2.9)
Ian Anderson	12	6	4-3	7-5	66.1 (5.2)	28 (3.0)
Drew Smyly	10	4	2-3	3-7	51.0 (5.0)	30 (3.0)
Max Fried	9	4	3-3	4-5	44.2 (5.0)	29 (3.6)
Huascar Ynoa	8	4	4-2	5-3	43.2 (5.1)	25 (3.3)
Bryse Wilson	5	2	2-2	2-3	24.2 (4.2)	21 (4.0)
Tucker Davidson	3	2	0-0	1-2	17.2 (5.2)	2 (0.8)
Kyle Wright	1	0	0-0	1-0	4.1 (4.1)	4 (4.0)
Team Totals	60	26	20-15	29-31	314.1 (5.0)	177 (3.1)

\*Braves record in his starts; ^Runs scored while he is in the game (avg.)



# Braves Bullpen Briefs

Shane Greene • RHP • 6-4 • 200 • 32 yrs • #61

<b>Saves/Opp:</b> 0/0	<b>Holds:</b> 0	<b>1st Batter/Retired:</b> 1/0	<b>Inherited Runners/Scored:</b> 0/0
<div><div><div>• Greene, 32, returned to Atlanta for the first time since signing with the club on May 9.</div><div>• Made his 2021 debut against Philadelphia on June 8, giving up two runs on 0.1 innings pitched.</div><div>• The righty appeared in four games with the Stripers, allowing one run, earned, over 4.1 innings...He fanned five and walked two.</div><div>• Last season, Greene went 1-0 with a 2.60 ERA (8 ER/27.2 IP) in 28 games out of the bullpen...Since joining the Braves in 2019, Greene has appeared in 55 games and compiled a 3.27 ERA (19 ER/52.1 IP).</div><div>• His 28 relief appearances in 2020 were the second most in the National League, while his nine holds were tied for the fourth most.</div></div></div>			

Luke Jackson • RHP • 6-2 • 210 • 29 yrs • #77

<b>Saves/Opp:</b> 0/2	<b>Holds:</b> 5	<b>1st Batter/Retired:</b> 24/15	<b>Inherited Runners/Scored:</b> 13/4
<div><div><div>• His 1.19 ERA (3 ER/22.2 IP) ranks in the top 10 in the NL among pitchers with at least 20 appearances.</div><div>• Has induced 200 ground balls since the beginning of the 2019 season, third most in the majors among relievers.</div><div>• Snapped his nine-game winning streak on 5/12...Was the longest active streak in MLB, began on June 19, 2019.</div><div>• Entered his fifth season with Atlanta after seven relief appearances in Spring Training with a 3.52 ERA.</div><div>• In his 19 relief appearances last year, Jackson induced 60 ground balls, the most among relievers in baseball...An average of 3.16 ground balls per outing.</div><div>• Converted 19 of his 27 save chances after logging just one career save prior to 2019.</div></div></div>			

Chris Martin • RHP • 6-8 • 225 • 35 yrs • #55

<b>Saves/Opp:</b> 0/0	<b>Holds:</b> 5	<b>1st Batter/Retired:</b> 12/10	<b>Inherited Runners/Scored:</b> 0/0
<div><div><div>• Since his first full season with Atlanta (2020), Martin's 0.71 WHIP is the lowest among all pitchers in baseball (min. 20 appearances).</div><div>• Allowed three runs for the first time on 6/10 at PHI, the most since 8/31/19 vs. CWS, a span of 37 games.</div><div>• Returned from the 10-day injured list on May 12 after missing 30 games with right shoulder inflammation.</div><div>• In his third season with Atlanta after leading the National League with a WHIP of 0.61 in 2020...His 1.00 ERA ranked fourth among relievers with as many appearances and his eight hits allowed were tied for the fewest in the NL among players with as many innings pitched.</div><div>• In his first full season with Atlanta (2020) recorded six holds and a save in 19 games with a 1.00 ERA (2 ER/19.0 IP)...Had a career long scoreless streak of 16.0 innings between 7/29 and 9/21.</div><div>• Pitched in eight of Atlanta's 12 postseason games, and went 0-1 with a 2.25 ERA (2 ER/8.0 IP)...Struck out six and pitched to a 0.88 WHIP... His 8.0 innings in relief were the fourth most in the National League.</div><div>• Tossed the sixth immaculate inning in franchise history, 9/11/19 at Philadelphia, fanning César Hernández, Jay Bruce, and Logan Morrison on nine total pitches.</div></div></div>			

Tyler Matzek • LHP • 6-3 • 210 • 30 yrs • #68

<b>Saves/Opp:</b> 0/0	<b>Holds:</b> 8	<b>1st Batter/Retired:</b> 26/15	<b>Inherited Runners/Scored:</b> 6/1
<div><div><div>• His 13.13 K/9 rate is the fourth highest in the NL among pitchers with at least 25 appearances this year.</div><div>• Ranks first in the majors in strikeouts (78), FIP (2.46 - min. 45.0 IP) and innings (53.0 IP) among lefty relievers since the beginning of the 2020 season.</div><div>• In 2020 led the majors with 12 relief appearances of more than 1.0 inning this season... His 43 strikeouts and 29.0 innings pitched on the season were the most among left-handed relievers.</div><div>• Last season pitched to a 1.94 FIP this season, lowest among all lefties and fourth in MLB (min. 25 IP).</div><div>• Made 20 appearances, 19 starts, for Colorado in the 2014 season...His major league debut came against Atlanta at Coors Field on 6/11...Pitched a shutout on 9/5 vs. SD, becoming the fourth rookie in franchise history to toss a shutout...Made Colorado's 2015 Opening Day roster.</div></div></div>			

A.J. Minter • LHP • 6-0 • 215 • 27 yrs • #33

<b>Saves/Opp:</b> 0/4	<b>Holds:</b> 13	<b>1st Batter/Retired:</b> 27/21	<b>Inherited Runners/Scored:</b> 9/1
<div><div><div>• His 13 holds are tied for the second most in the majors and are the third most in Atlanta franchise history (dating to 1901) through the team's first 57 games...The most since Jim Johnson had 14 holds in the same span in 2015.</div><div>• Per baseball reference, Minter is tied for the most appearances in high leverage situations this season with 20.</div><div>• Allowed a home run for the first time in 2021 on June 2...Made 24 consecutive appearances (20.2 IP) without allowing a homer, dating to September 26, 2020.</div><div>• Appeared in 22 games for Atlanta in the 2020 season, and finished 1-1 with a 0.83 ERA (2 ER/21.2 IP)... His 0.83 ERA was the lowest in the National League and second in the majors among left-handed pitchers (min. 20.0 IP)... Was the only lefty in the National League (one of two in MLB) with two earned runs or less in at least 20.0 IP.</div><div>• Made his first career start in Game 5 of the NLCS... Minter became the first pitcher in major league history to make his first career start in the postseason... Held Los Angeles (NL) to one hit while fanning seven without issuing a walk over 3.0 scoreless innings during his start.</div></div></div>			

Sean Newcomb • LHP • 6-5 • 255 • 27 yrs • #15

<b>Saves/Opp:</b> 1/1	<b>Holds:</b> 1	<b>1st Batter/Retired:</b> 18/11	<b>Inherited Runners/Scored:</b> 10/5
<div><div><div>• His 13.21 K/9 rate this season is in the top 10 in the NL among pitchers with at least 15 appearances.</div><div>• Reinstated from the 10-day injured list on April 30.</div><div>• Enters his fifth major league season after posting a 1.29 ERA during Spring Training.</div><div>• In 2020 made four starts for Atlanta and went 0-2 with a 11.20 ERA (17 ER/13.2 IP). Did not allow a run in two spring appearances... Newcomb averaged 3.1 innings pitched per game and did not pitch more than 4.2 innings in any of his starts.</div></div></div>			

Edgar Santana • RHP • 6-2 • 205 • 25 yrs • #67

<b>Saves/Opp:</b> 0/0	<b>Holds:</b> 3	<b>1st Batter/Retired:</b> 13/9	<b>Inherited Runners/Scored:</b> 7/3
<div><div><div>• Was acquired on April 8 from the Pittsburgh Pirates in exchange for cash considerations...Was optioned to the alternate training site after his acquisition and recalled to Atlanta on 4/30...Made his Braves debut on 4/30.</div><div>• Has a career record of 3-4 in 88 relief appearances with a 3.31 ERA through two seasons with the Pirates...Last appeared in the majors on September 21, 2018.</div><div>• Made seven appearances in Spring Training with Pittsburgh and had a 10.80 ERA.</div></div></div>			

Will Smith • LHP • 6-5 • 255 • 31 yrs • #51

<b>Saves/Opp:</b> 11/12	<b>Holds:</b> 0	<b>1st Batter/Retired:</b> 27/19	<b>Inherited Runners/Scored:</b> 0/0
<div><div><div>• Blew a save for the first time this season on June 9 at Philadelphia...Had converted 11 consecutive save opportunities dating to August 17, 2020, it was the second longest such streak of his career.</div><div>• Leads Atlanta with 11 saves on the season...His seven saves through the teams' first 31 games were the most since Jason Grilli totalled nine saves in the same span of games in 2015.</div><div>• His 12.75 strikeouts per nine nine innings rate is the fourth highest in the National League (min. 25 appearances).</div><div>• Per Baseball Reference, is tied for the most appearances in high-leverage situations in the majors with 20.</div><div>• Allowed seven home runs in 16.0 IP (18 appearances) in 2020...Has allowed three home runs in 27 appearances (24.2 IP) this season.</div><div>• Made his first Atlanta Opening Day roster as he enters his second season with the Braves...Opened the 2020 season on the injured list.</div><div>• Made his Braves debut on 8/9/20 at Philadelphia after missing 13 games on the COVID-related injured list to open the season.</div></div></div>			

Josh Tomlin • RHP • 6-1 • 190 • 36 yrs • #32

<b>Saves/Opp:</b> 0/0	<b>Holds:</b> 1	<b>1st Batter/Retired:</b> 19/11	<b>Inherited Runners/Scored:</b> 6/1
<div><div><div>• Is averaging 1.1 IP per outing, tied for the third highest mark in MLB among relievers with as many appearances.</div><div>• Went 1-0 with a 1.80 ERA in four Spring Training appearances as he enters his 12th major league season.</div><div>• In 2020 he made five starts and appeared in 16 games and finished with a record of 2-2 with a 4.66 ERA...Had a 2.95 ERA (6 ER/18.1 IP) with 24 strikeouts and four walks in 12 relief appearances.</div><div>• Has made 270 appearances and started in 150 games in his 11-year major-league career...Among all active pitchers in the majors with at least 500.0 innings pitched, ranks first with just 1.32 walks per 9.0 innings in his career since making his debut in 2010...In 1025.2 innings has walked 149 batters.</div></div></div>			

## Team Bullpen Totals

<b>W-L:</b> 9-16	<b>SV-OPP:</b> 12-23	<b>ERA:</b> 4.86
<b>IP:</b> 214.2	<b>R:</b> 132	<b>ER:</b> 116
<b>HITS/HR:</b> 206/29	<b>BB:</b> 99	<b>SO:</b> 228
<b>1st Batter Faced/Retired:</b> 219/144		
<b>Inherited Runners/Scored:</b> 92/33		

## Braves Bullpen By Month

Month	W-L	ERA	SV-OP	IP	H	R	ER	BB	SO	HR
April	5-7	4.76	6-9	92.2	88	52	49	51	102	11
May	2-6	4.62	4-9	87.2	89	57	45	36	96	12
June	2-3	5.77	2-5	34.1	30	23	22	12	30	6
July	-	-	-	-	-	-	-	-	-	-
August	-	-	-	-	-	-	-	-	-	-
September	-	-	-	-	-	-	-	-	-	-

## Most Recent Appearances

### SHANE GREENE

DATE	OPP	DEC.	IP	H	R	ER	BB	SO	HR
5/22	at NAS+	ND	1.0	1	0	0	0	3	0
5/26	vs. MEM+	ND	1.1	0	0	0	1	1	0
6/1	vs. JAX+	ND	1.0	1	0	0	0	1	0
6/3	vs. JAX+	ND	1.0	2	1	1	1	0	0
6/8	at PHI	BS, 1	0.1	3	2	2	0	0	1

### LUKE JACKSON

DATE	OPP	DEC.	IP	H	R	ER	BB	SO	HR
5/18	vs. NYM	ND	1.0	0	0	0	0	1	0
5/19	vs. NYM	BS, 2	0.1	1	0	0	0	1	0
5/22	vs. PIT	ND	1.0	1	0	0	1	1	0
5/26	at BOS	ND	0.2	1	0	0	1	2	0
5/31	vs. WSH	H, 4	1.0	1	0	0	0	1	0
6/2	vs. WSH	ND	1.2	0	0	0	0	0	0
6/5	vs. LAD	H, 5	0.2	0	0	0	0	0	0
6/10	at PHI	ND	1.0	0	0	0	1	0	0

### CHRIS MARTIN

DATE	OPP	DEC.	IP	H	R	ER	BB	SO	HR
5/20	vs. PIT	ND	1.0	1	0	0	0	0	0
5/23	vs. PIT	ND	1.0	0	0	0	0	1	0
5/31	vs. WSH	H, 2	1.0	0	0	0	0	1	0
6/2	vs. WSH	ND	1.0	1	1	1	0	1	0
6/5	vs. LAD	H, 3	1.0	0	0	0	0	0	0
6/6	vs. LAD	H, 4	1.0	0	0	0	0	0	0
6/9	at PHI	H, 5	1.0	0	0	0	0	1	0
6/10	at PHI	L, 0-2/BS, 1	0.0	3	3	2	0	0	0

### TYLER MATZEK

DATE	OPP	DEC.	IP	H	R	ER	BB	SO	HR
5/18	vs. NYM	ND	1.0	1	0	0	0	0	0
5/20	vs. PIT	ND	1.0	0	0	0	0	2	0
5/22	vs. PIT	ND	1.0	1	0	0	1	1	0
6/1	vs. WSH	ND	1.0	3	3	3	1	1	0
6/4	vs. LAD	ND	1.0	1	1	1	0	1	0
6/5	vs. LAD	H, 7	0.1	0	0	0	1	1	0
6/8	at PHI	ND	0.2	1	0	0	1	0	0
6/9	at PHI	H, 8	1.0	0	0	0	0	2	0

### A.J. MINTER

DATE	OPP	DEC.	IP	H	R	ER	BB	SO	HR
5/19	vs. NYM	H, 9	0.2	1	3	0	1	1	0
5/22	vs. PIT	H, 10	0.1	0	0	0	0	1	0
5/31	vs. WSH	H, 11	1.0	0	0	0	0	1	0
6/2	vs. WSH	L, 1-2	1.0	1	1	1	0	0	1
6/5	vs. LAD	H, 12	1.0	1	0	0	0	2	0
6/6	vs. LAD	H, 13	1.0	0	0	0	0	0	0
6/8	at PHI	ND	1.0	1	0	0	0	2	0
6/10	at PHI	ND	0.2	2	1	1	0	0	0

### SEAN NEWCOMB

DATE	OPP	DEC.	IP	H	R	ER	BB	SO	HR
5/17	vs. NYM	ND	1.1	2	1	1	1	1	0
5/20	vs. PIT	BS, 1	0.2	2	1	1	0	1	0
5/26	at BOS	ND	1.0	0	0	0	0	0	0
5/29	at NYM	ND	1.0	0	0	0	0	2	0
6/1	vs. WSH	ND	1.0	0	0	0	0	0	0
6/3	vs. WSH	ND	1.0	1	0	0	0	2	0
6/4	vs. LAD	ND	0.1	0	3	3	3	0	0
6/8	at PHI	W, 2-0	1.0	1	0	0	1	0	0

### EDGAR SANTANA

DATE	OPP	DEC.	IP	H	R	ER	BB	SO	HR
5/23	vs. PIT	ND	1.0	0	0	0	0	1	0
5/25	at BOS	H, 3	1.0	0	0	0	1	1	0
5/29	at NYM	ND	0.1	3	5	3	1	0	1
6/1	vs. WSH	ND	1.1	1	1	1	0	1	1
6/2	vs. WSH	ND	1.0	0	0	0	0	0	0
6/4	vs. LAD	ND	2.0	0	0	0	0	2	0
6/8	at PHI	ND	0.2	0	0	0	0	1	0
6/10	at PHI	ND	0.1	0	0	0	0	0	0

### WILL SMITH

DATE	OPP	DEC.	IP	H	R	ER	BB	SO	HR
5/19	vs. NYM	W, 1-4	1.0	0	0	0	0	2	0
5/25	at BOS	S, 8	1.0	0	0	0	0	2	0
5/31	vs. WSH	S, 9	1.0	0	0	0	0	1	0
6/3	vs. WSH	ND	1.0	2	1	1	0	2	0
6/5	vs. LAD	S, 10	1.0	0	0	0	0	3	0
6/6	vs. LAD	S, 11	1.0	1	1	1	0	1	1
6/8	at PHI	ND	1.0	0	0	0	1	1	0
6/9	at PHI	L, 1-5/BS, 1	0.2	1	2	2	1	1	1

### JOSH TOMLIN

DATE	OPP	DEC.	IP	H	R	ER	BB	SO	HR
5/7	vs. PHI	ND	4.1	5	1	1	1	5	0
5/12	vs. TOR	ND	1.0	2	2	2	0	0	1
5/14	at MIL	ND	0.1	2	2	2	0	0	2
5/16	at MIL	ND	0.1	1	2	2	1	0	0
5/21	vs. PIT	ND	2.0	3	0	0	0	2	0
5/29	at NYM	ND	1.1	0	0	0	0	2	0
6/1	vs. WSH	ND	1.0	1	0	0	0	1	0
6/3	vs. WSH	W, 3-0	1.1	0	0	0	0	1	0

Bold = Regular Season  
 \* As a Starter  
 + With Triple-A Gwinnett  
 ^ With Triple-A Norfolk (BAL)









Braves Blasts					
HOME RUN BREAKDOWN					
Braves Solo . . . . .		.51	Opponent Solo . . . . .		.39
Braves 2-Run . . . . .		.26	Opponent 2-Run . . . . .		.28
Braves 3-Run . . . . .		5	Opponent 3-Run . . . . .		8
Braves Grand Slams . . . . .		7	Opponent Grand Slams . . . . .		1
Braves Total . . . . .		.89	Opponent Total . . . . .		76
2021 BRAVES BACK-TO-BACK HOMERS					
Date	Opp.	Inning	Hitters	Opposing Pitchers(s)	
5/14	at MIL	5th	Ozuna-Albies	LH Eric Lauer	
5/21	vs. PIT	5th	Albies-Riley	LH Tyler Anderson	
5/21	vs. PIT	7th	Riley-Swanson	LH Chasen Shreve	
MULTI-HOMER GAMES					
Player	Career	2021	Last		
Freeman	17	0	9/10/20 at WSH		
Ozuna	11	0	9/22/20 vs. MIA		
	Three-Homer Game	0	9/1/20 at BOS		
Acuña Jr.	7	2	4/14/21 vs. MIA		
Albies	6	1	5/22/21 vs. PIT		
Sandoval	6	0	9/4/13 at SDP		
	Three-Homer Game	0	9/4/13 at SDP		
d'Arnaud	4	0	7/15/19 at NYY		
	Three-Homer Game	0	7/15/19 at NYY		
Inciarte	3	0	8/17/17 at COL		
Swanson	3	0	7/4/19 vs. PHI		
Riley	2	2	5/23/21 vs. PIT		
Heredia	1	1	4/18/21 at CHI		
LEAD-OFF HOMERS					
Player	Career	2021	Last		
Acuña Jr.	22	3	5/22/21 vs. PIT (Keller)		
Albies	6	0	4/28/19 vs. COL (Anderson)		
Inciarte	3	0	4/1/19 vs. CHI (Hendricks)		
d'Arnaud	1	0	7/15/19 at NYY (Paxton)		
GAME-ENDING HOMERS					
Player	Career	2021	Last		
Freeman	5	0	9/25/20 vs. BOS (Springs)		
Sandoval	4	0	7/23/19 vs. CHI (Brach)		
Acuña Jr.	1	1	5/19/21 vs. NYM (Barnes)		
Albies	1	0	6/25/18 vs. CIN (Floro)		
d'Arnaud	1	0	7/6/19 vs. NYY (Green)		
Ozuna	1	0	7/30/18 vs. COL (McGee)		
Swanson	1	0	8/17/20 vs. WSH (Hudson)		
GRAND SLAMS					
Player	Career	2021	Last		
Ozuna	6	1	7/28/18 vs. CHI (Fedde)		
Albies	4	0	7/27/19 at PHI (Suarez)		
Freeman	3	1	5/16/21 at MIL (Suter)		
Acuña Jr.	2	1	5/21/21 vs. PIT (Anderson)		
Adrianza	2	1	5/21/21 vs. PIT (Difo)		
Heredia	1	1	4/18/21 at CHI (Tepera)		
d'Arnaud	1	0	7/21/19 vs. CHW (Cease)		
Riley	1	0	5/29/19 vs. WSH (McGowin)		
Sandoval	1	0	7/6/09 vs. FLA (West)		
Pache	1	1	5/2/21 at TOR (Milone)		
Ynoa	1	1	5/4/21 at WSH (Rainey)		
PINCH-HIT HOMERS					
Player	Career	2021	Last		
Sandoval	7	4	5/8/21 vs. PHI (Neris)		
Adrianza	2	2	5/21/21 vs. PIT (Difo)		
Freeman	1	0	9/21/10 at PHI (Halladay)		
Heredia	1	0	4/14/19 at TOR (Mayza)		
Ozuna	1	0	6/29/14 vs. OAK (Milone)		
Smith	1	0	8/1/17 vs. TOR (Stroman)		
Swanson	1	0	6/24/18 vs. BAL (Brach)		
Almonte	1	1	6/5/21 vs. LAD (Treinen)		

Recent Transactions			
<b>June 6:</b> Recalled RHP Shane Greene to Atlanta			
<b>June 5:</b> Placed LHP Grant Dayton on the 10-day Injured List with left shoulder inflammation and recalled RHP Jacob Webb to Atlanta...Optioned Webb to Triple-A Gwinnet postgame.			
<b>une 4:</b> Acquired RHP Ty Tice from the Toronto Blue Jays in exchange for cash considerations...Optioned Tice to Triple-A Gwinnett...Designated RHPVictor Arano for assignment.			
<b>June 3:</b> Recalled LHP Tucker Davidson to Atlanta.			
<b>June 2:</b> Returned OF Cristian Pache from his rehabilitation assignment, reinstated him from the 10-day injured list, and optioned him to Triple-A Gwinnett... Optioned INF Johan Camargo to Triple-A Gwinnett postgame.			
<b>May 31:</b> Selected the contract of OF Abraham Almonte and optioned RHP Jay Flaa to Triple-A Gwinnett...Transferred RHP Huascar Ynoa to the 60-day injured list.			
<b>May 28:</b> Placed OF Marcell Ozuna on the 10-day injured list retroactive to May 26, with two fractured left fingers (middle & ring)...Recalled INF Johan Camargo to Atlanta.			
<b>May 23:</b> Recalled RHP Jay Flaa to Atlanta.			
<b>May 22:</b> Recalled RHP Bryce Wilson to Atlanta...Optioned RHP Jacob Webb to Triple-A Gwinnett... Acquired RHP Yoan López from the Arizona Diamondbacks in exchange for OF Deivi Estrada...Optioned López to Triple-A Gwinnett...Optioned Wilson to Triple-A Gwinnett postgame.			
<b>May 20:</b> Reinstated OF Ender Inciarte from the paternity list...Optioned INF Johan Camargo to Triple-A Gwinnett.			
<b>May 19:</b> Acquired C Kevan Smith from Tampa Bay for cash considerations...Designated C Jeff Mathis for assignment...Activated LHP Grant Dayton from the 10-day injured list.			
<b>May 18:</b> Optioned LHP Tucker Davidson to Triple-A Gwinnett as a postgame assignment.			
<b>May 17:</b> Recalled LHP Tucker Davidson to Atlanta and designated LHP Jessee Biddle for assignment... Placed RHP Huacar Ynoa on the 10-day injured list with a fractured right hand and recalled RHP Edgar Santana to Atlanta...Placed OF Ender Inciarte on the paternity list and recalled INF Johan Camargo to Atlanta.			
<b>May 15:</b> Returned OF Guillermo Heredia from his rehabilitation assignment and reinstated him from the 10-day injured list...Optioned INF Johan Camargo to Triple-A Gwinnett.			
<b>May 14:</b> Placed OF Cristian Pache on the 10-day injured list with right hamstring inflammation... Returned OF Ender Inciarte from his rehabilitation assignmnet and reinstated him from the injured list.			

Game-Ending RBI					
Player	Number	Last	Player	Number	Last
Acuña Jr.	3	5/19/21 (HR)	Jackson	-	-
Adrianza	1	5/8/21 (1B)	Ozuna	5	7/30/18 (HR)
Albies	2	6/12/19 (2B)	Pache	-	-
d'Arnaud	2	7/6/19 (HR)	Riley	-	-
Freeman	12	9/25/20 (HR)	Sandoval	5	7/23/19 (HR)
Heredia	2	5/15/18 (1B)	Smith	--	--
Inciarte	3	4/21/18 (1B)	Swanson	5	4/15/21 (1B)
Braves Walk-off Wins in 2021: 3 (5/19 vs. NYM - Acuña Jr. HR)					

Ejections					
Player/Manager	2021	Career	Player/Manager	2021	Career
Acuña Jr.	-	-	Ozuna	-	-
Adrianza	-	-	Pache	-	-
Albies	-	-	Riley	-	-
d'Arnaud	-	-	Sandoval	-	-
Freeman	-	5	Smith	-	1
Heredia	-	-	Snitker	1	15
Inciarte	-	1	Swanson	-	-
Jackson	-	-			
Braves last ejection in 2021: 4/12 vs. PHI (Snitker)					

	Braves Injured/Inactive List					
Player	Pos.	Injury	7/10/60-day IL	Date on IL/List	Date off IL/List	Games Missed on IL
Touki Toussaint	RHP	Right shoulder strain	60-day	March 26	--	60
Mike Soroka	RHP	Recovery from right Achilles tendon surgery	60-day	March 31	--	60
Travis d'Arnaud	C	Left thumb sprain	60-day	May 2	--	33
Alex Jackson	C	Strained left hamstring	10-day	May 2	--	33
Huascar Ynoa	RHP	Right hand fracture	60-day	May 17	--	22
Marcell Ozuna	OF	Left middle and ring finger fracture	10-day	May 28 (retro to May 26)	--	12
Grant Dayton	LHP	Left shoulder inflammation	10-day	June 5	--	5
Ehire Adrianza	INF	--	--	April 3	April 10	5
Chris Martin	RHP	Right shoulder inflammation	10-day	April 10 (retro to April 7)	May 12	30
Max Fried	LHP	Right hamstring strain	10-day	April 14	May 5	18
Cristian Pache	OF	Left groin strain	10-day	April 14	April 24	8
Drew Smyly	LHP	Left forearm inflammation	10-day	April 16	April 24	6
Ender Inciarte	OF	Left hamstring strain	10-day	April 17	May 14	23
Sean Newcomb	LHP	--	10-day	April 17	April 30	11
Guillermo Heredia	OF	Right hamstring inflammation	10-day	May 1 (retro to April 30)	May 15	12
Grant Dayton	LHP	Left thigh inflammation	10-day	May 12 (retro to May 9)	May 19	9
Cristian Pache	OF	Right hamstring inflammation	10-day	May 14	June 2	15

Minor League Report			
 [AAA] Gwinnett Stripers (18-15) Triple-A East	 [AA] Mississippi Braves (18-15) Double-A South	 [A+] Rome Braves (17-16) High-A East	 [A] Augusta GreenJackets (16-17) Low-A East
<b>Last Game Recap</b> • G-Stripers' OF Cristian Pache homered twice, drove in four runs, scored three times, and finished 3-for-5 in yesterday's 11-0 rout of Memphis.	<b>Last Game Recap</b> • OF Jefrey Ramos hit a two-run home run while going 2-for-4 with a double in Mississippi's 6-4 win over Biloxi.	<b>Last Game Recap</b> • OF Shean Michel scored three times and hit a solo shot on a 3-for-4 effort with a stolen base as Rome fell short 6-5 to Asheville.	<b>Last Game Recap</b> • INF Vaughn Grissom scored a combined six runs in yesterday's twin bill against Myrtle Beach and finished 3-for-5 with three walks between both games.
<b>HRs</b> • Pache (2) • Camargo (4) • Lucroy (2)	<b>HRs</b> • Ramos (2)	<b>HRs</b> • Michel (1)	<b>HRs</b> • Parker (5) • Stephens (1) • De Hoyos (1)

2021 Schedule and Results

Date	Opp.	H/R D/N	Time/ Result	Winner-Loser-Save	Att.	W-L	Pos.	GA GB	Date	Opp.	H/R D/N	Time/ Result	Winner-Loser-Save	Att.	W-L	Pos.	GA GB
4/1	at PHI	R-D	L, 3-2 (10)	Brogdon-Jones-None	8,529	0-1	T-4th	- 1.0	7/12	OPEN DATE							
4/2	OPEN DATE								7/13	MLB All-Star Game							
4/3	at PHI	R-D	L, 4-0	Wheeler-Morton-None	8,582	0-2	5th	-2.0	7/14	OPEN DATE							
4/4	at PHI	R-D	L, 2-1	Alvarado-Martin-Neris	10,773	0-3	5th	-3.0	7/15	OPEN DATE							
4/5	at WSH	R-D	PPD				5th	-3.5	7/16	vs. TB	H-N	7:20p					
4/6	at WSH	R-D	L, 6-5	Hudson-Smith-None	4,801	0-4	5th	-2.5	7/17	vs. TB	H-N	7:20p					
4/7	at WSH	R-D	(1) W, 7-6 R-D (2) W, 2-0	Tomlin-Fedde-Smith Jackson-Rainey-Newcomb	4,927 4,927	1-4 2-4	2nd 2nd	-2.5 -3.0	7/18	vs. TB	H-D	1:20p					
4/8	OPEN DATE						3rd	-3.0	7/19	vs. SD	H-N	7:20p					
4/9	vs. PHI	H-N	W, 8-1	Morton-Wheeler-None	<b>14,342</b>	3-4	3rd	-2.0	7/20	vs. SD	H-N	7:20p					
4/10	vs. PHI	H-N	W, 5-4	Newcomb-Bradley-Smith	<b>14,394</b>	4-4	2nd	-1.0	7/21	vs. SD	H-D	12:20p					
4/11	vs. PHI	H-N	L, 7-6	Alvarado-Smith-Neris	<b>14,221</b>	4-5	T-2nd	-2.0	7/22	at PHI	R-N	7:05p					
4/12	vs. MIA	H-N	L, 5-3 (10)	García-Webb-None	11,830	4-6	T-2nd	-2.5	7/23	at PHI	R-N	7:05p					
4/13	vs. MIA	H-N	L, 14-8	Curtiss-Fried-None	12,036	4-7	4th	-2.0	7/24	at PHI	R-N	6:05p					
4/14	vs. MIA	H-N	L, 6-5 (10)	Curtiss-Matzek-García	12,480	4-8	4th	-3.0	7/25	at PHI	R-D	1:05p					
4/15	vs. MIA	H-D	W, 7-6	Minter-Floro-None	11,739	5-8	4th	-2.5	7/26	at NYM	R-N	7:10p					
4/16	at CHC	R-D	W, 5-2	Tomlin-Davies-Smith	10,343	6-8	4th	-2.0	7/27	at NYM	R-N	7:10p					
4/17	at CHC	R-D	L, 13-4	Williams-Ynoa-None	10,343	6-9	5th	-2.5	7/28	at NYM	R-N	7:10p					
4/18	at CHC	R-N	W, 13-4	Wilson-Hendricks-None	10,343	7-9	4th	-2.5	7/29	at NYM	R-D	12:10p					
4/19	OPEN DATE						4th	-2.5	7/30	vs. MIL	H-N	7:20p					
4/20	at NYY	R-N	L, 3-1	Loaisiga-Matzek-Chapman	10,017	7-10	T-4th	-2.5	7/31	vs. MIL	H-N	7:20p					
4/21	at NYY	R-N	W, 4-1	Anderson-Kluber-None	9,634	8-10	T-3rd	-1.0	<b>JULY TOTALS</b>								
4/22	OPEN DATE						T-3rd	-1.0	<b>0-0</b>								
4/23	vs. ARI	H-N	W, 5-4	Ynoa-Weaver-Smith	<b>19,258</b>	9-10	T-2nd	-1.0	8/1	vs. MIL	H-D	1:20p					
4/24	vs. ARI	H-N	PPD						8/2	OPEN DATE							
4/25	vs. ARI	H-D	L, 5-0	Gallen-Wilson-None	—	9-11	3rd	-1.5	8/3	at STL	R-N	8:15p					
		H-D	L, 7-0	Bumgarner-Smyly-None	20,693	9-12	T-3rd	-2.0	8/4	at STL	R-N	8:15p					
4/26	vs. CHC	H-N	W, 8-7	Morton-Workman-Smith	17,956	10-12	T-3rd	-1.5	8/5	at STL	R-N	8:15p					
4/27	vs. CHC	H-N	W, 5-0	Anderson-Williams-None	17,603	11-12	2nd	-0.5	8/6	vs. WSH	H-N	7:20p					
4/28	vs. CHC	H-N	W, 10-0	Ynoa-Hendricks-None	18,709	12-12	T-1st	--	8/7	vs. WSH	H-N	7:20p					
4/29	vs. CHC	H-N	L, 9-3	Alzolay-Wilson-None	19,661	12-13	T-1st	--	8/8	vs. WSH	H-D	1:20p					
4/30	at TOR	R-N	L, 15-3	Ray-Smyly-None	1,629	12-14	T-2nd	-1.0	8/9	OPEN DATE							
<b>APRIL TOTALS</b>					<b>204,922 (15,768 average in 13 dates)</b>			<b>12-14</b>									
5/1	at TOR	R-N	L, 6-5 (10)	Romano-Jones-None	1,634	12-15	4th	-1.0	8/10	vs. CIN	H-N	7:20p					
5/2	at TOR	R-D	L, 7-2	Borucki-Anderson-Dolis	1,554	12-16	4th	-2.0	8/11	vs. CIN	H-N	7:20p					
5/3	OPEN DATE						4th	-2.0	8/12	vs. CIN	H-N	5:10p					
5/4	at WSH	R-N	W, 6-1	Ynoa-Ross-None	8,156	13-16	4th	-1.5	8/13	at WSH	R-N	7:05p					
5/5	at WSH	R-N	W, 5-3	Fried-Fedde-Smith	8,400	14-16	T-3rd	-1.5	8/14	at WSH	R-N	7:05p					
5/6	at WSH	R-D	W, 3-2	Smyly-Lester-Smith	8,561	15-16	3rd	-1.5	8/15	at WSH	R-D	1:05p					
5/7	vs. PHI	H-N	L, 12-2	Effin-Morton-None	38,952	15-17	T-4th	-2.5	8/16	at MIA	R-N	7:10p					
5/8	vs. PHI	H-N	W, 8-7 (12)	Webb-De Los Santons-None	39,852	16-17	3rd	-1.5	8/17	at MIA	R-N	7:10p					
5/9	vs. PHI	H-N	W, 6-1	Ynoa-Nola-None	28,829	17-17	3rd	-1.5	8/18	at MIA	R-N	7:10p					
5/10	OPEN DATE						3rd	-1.5	8/19	OPEN DATE							
5/11	vs. TOR	H-N	L, 5-3	Thornton-Minter-Romano	21,688	17-18	3rd	-2.5	8/20	at BAL	R-N	7:05p					
5/12	vs. TOR	H-N	L, 4-1	Ryu-Jackson-Cole	21,171	17-19	3rd	-3.5	8/21	at BAL	R-N	7:05p					
5/13	vs. TOR	H-D	L, 8-4	Bergen-Smith-None	21,653	17-20	T-3rd	-4.0	8/22	at BAL	R-D	1:05p					
5/14	at MIL	R-N	W, 6-3	Smyly-Houser-None	12,130	18-20	3rd	-3.0	8/23	vs. NYY	H-N	7:20p					
5/15	at MIL	R-N	W, 5-1	Anderson-Anderson-None	16,344	19-20	3rd	-2.0	8/24	vs. NYY	H-N	7:20p					
5/16	at MIL	R-D	L, 10-9	Peralta-Ynoa-Hader	16,044	19-21	3rd	-2.0	8/25	OPEN DATE							
5/17	vs. NYM	H-N	L, 3-1	Reid/Foley-Fried-Díaz	22,691	19-22	3rd	-3.0	8/26	OPEN DATE							
5/18	vs. NYM	H-N	L, 4-3	Familia-Smith-Díaz	21,667	19-23	3rd	-4.0	8/27	vs. SF	H-N	7:20p					
5/19	vs. NYM	H-N	W, 5-4	Smith-Barnes-None	22,619	20-23	3rd	-3.0	8/28	vs. SF	H-N	7:20p					
5/20	vs. PIT	H-N	L, 6-4 (10)	Rodríguez-Webb-None	21,430	20-24	4th	-3.5	8/29	vs. SF	H-N	1:20p					
5/21	vs. PIT	H-N	W, 20-1	Anderson-Anderson-None	37,545	21-24	3rd	-3.5	8/30	at LAD	R-N	10:10p					
5/22	vs. PIT	H-D	W, 6-1	Wilson-Keller-None	<b>40,068</b>	22-24	3rd	-2.5	8/31	at LAD	R-N	10:10p					
5/23	vs. PIT	H-D	W, 7-1	Fried-Brubaker-None	39,874	23-24	2nd	-1.5	<b>AUGUST TOTALS</b>								
5/24	OPEN DATE						2nd	-1.0	<b>0-0</b>								
5/25	at BOS	R-N	W, 3-1	Morton-Richards-Smith	9,357	24-24	2nd	-1.0	9/1	at LAD	R-N	10:10p					
5/26	at BOS	R-N	L, 9-5*	Pivetta-Smyly-None	9,197	24-25	T-2nd	-2.5	9/2	at COL	R-N	8:40p					
5/27	OPEN DATE								9/3	at COL	R-N	8:40p					
5/28	at NYM	R-N	PPD						9/4	at COL	R-N	8:10p					
5/29	at NYM	R-N	L, 13-2	Walker-Anderson-None	10,251	24-26	T-2nd	-3.5	9/5	at COL	R-D	3:10p					
5/30	at NYM	R-N	PPD						9/6	OPEN DATE							
5/31	vs. WSH	H-N	W, 5-3	Morton-Ross-Smith	37,668	25-26	2nd	-3.5	9/7	vs. WSH	H-N	7:20p					
<b>MAY TOTALS</b>					<b>331,784 (23,699 average in 14 dates)</b>			<b>13-12</b>	9/8	vs. WSH	H-N	7:20p					
6/1	vs. WSH	H-N	L, 11-6	Voth-Fried-None	24,083	25-27	2nd	-3.5	9/9	vs. WSH	H-N	7:20p					
6/2	vs. WSH	H-N	L, 5-3	Hudson-Minter-Hand	32,752	25-28	T-2nd	-4.5	9/10	vs. COL	H-N	7:20p					
6/3	vs. WSH	H-D	W, 5-1	Tomlin-Corbin-None	25,595	26-28	2nd	-3.5	9/11	vs. COL	H-N	7:20p					
6/4	vs. LAD	H-N	L, 9-5	Urias-Anderson-None	<b>40,514</b>	26-29	2nd	-3.5	9/12	vs. COL	H-D	12:20p					
6/5	vs. LAD	H-N	W, 6-4*	Morton-Kershaw-Smith	<b>41,136</b>	27-29	2nd	-3.0	9/13	OPEN DATE							
6/6	vs. LAD	H-D	W, 4-2	Fried-Bauer-Smith	39,439	28-29	2nd	-3.5	9/14	at SF	R-N	9:45p					
6/7	OPEN DATE							-3.5	9/15	at SF	R-N	9:05p					
6/8	at PHI	R-N	W, 9-5*	Newcomb-Brogdon-None	13,125	29-29	2nd	-2.5	9/16	at SF	R-D	4:05p					
6/9</																	

Braves vs. Opponent																	
Braves 2021 Batting vs. Miami																	
Player	G	AB	R	H	2B	3B	HR	RBI	BB	SB	SO	AVG	OBP	SLG			
Max Fried	1	2	1	1	1	0	0	0	0	0	1	.500	.500	1.000			
Ronald Acuña Jr.	4	16	9	7	1	1	3	6	4	1	3	.438	.550	1.188			
Ender Inciarte	4	9	2	3	0	0	0	0	2	0	1	.333	.455	.333			
Pablo Sandoval	4	3	1	1	0	0	1	3	1	0	1	.333	.500	1.333			
Freddie Freeman	4	17	2	4	1	0	0	2	2	0	2	.235	.350	.294			
Dansby Swanson	4	17	0	4	2	0	0	1	1	0	3	.235	.316	.353			
Ozzie Albies	4	11	1	2	1	0	1	4	5	0	3	.182	.421	.545			
Ehire Adrianza	4	6	2	1	0	0	0	0	0	0	0	.167	.167	.167			
Austin Riley	4	13	1	2	0	0	0	0	0	0	4	.154	.214	.154			
Charlie Morton	1	2	0	0	0	0	0	0	0	0	1	.000	.000	.000			
Guillermo Heredia	1	1	1	0	0	0	0	0	2	0	1	.000	.750	.000			
Ian Anderson	1	1	0	0	0	0	0	0	0	0	1	.000	.000	.000			
Braves 2021 Pitching vs. Miami																	
Player	W	L	Sv	BS	G	GS	QS	IP	H	R	ER	HR	BB	SO	ERA	FIP	WHIP
Sean Newcomb	0	0	0	0	1	0	0	1.0	0	0	0	0	1	2	0.00	2.19	1.00
Will Smith	0	0	0	0	2	0	0	2.0	0	0	0	0	0	4	0.00	-0.81	0.00
Luke Jackson	0	0	0	0	2	0	0	2.0	2	0	0	0	2	1	0.00	5.19	2.00
Tyler Matzek	0	1	0	0	2	0	0	2.0	1	1	0	0	0	5	0.00	-1.81	0.50
Huascar Ynoa	0	0	0	0	1	1	1	6.0	3	1	1	1	1	10	1.50	2.52	0.67
Ian Anderson	0	0	0	0	1	1	0	5.0	6	3	3	0	4	6	5.40	3.19	2.00
Charlie Morton	0	0	0	0	1	1	0	6.0	7	5	5	1	2	9	7.50	3.86	1.50
Grant Dayton	0	0	0	0	1	0	0	2.2	2	3	3	1	1	2	10.13	7.69	1.13
Max Fried	0	1	0	0	1	1	0	4.0	9	8	7	2	2	3	15.75	11.19	2.75
Josh Tomlin	0	0	0	0	1	0	0	1.1	5	3	3	0	0	1	20.25	1.69	3.75
A.J. Minter	1	0	0	1	2	0	0	1.1	2	4	4	0	4	1	27.00	10.69	4.50
Braves Career Batting vs. Miami																	
Player	G	AB	R	H	2B	3B	HR	RBI	BB	SB	SO	AVG	OBP	SLG			
Ronald Acuña Jr.	48	189	51	62	10	1	20	48	29	9	46	.328	.426	.709			
Freddie Freeman	176	647	114	194	37	3	32	107	91	3	123	.300	.390	.515			
Ender Inciarte	84	303	50	90	11	5	6	29	33	11	40	.297	.368	.426			
Pablo Sandoval	50	165	22	47	10	0	8	25	19	0	28	.285	.359	.491			
Ozzie Albies	56	217	37	61	9	2	8	35	23	4	29	.281	.351	.452			
Max Fried	7	8	2	2	2	0	0	1	0	0	2	.250	.250	.500			
Dansby Swanson	58	205	34	51	6	0	6	25	25	2	52	.249	.333	.366			
Abraham Almonte	13	34	4	7	3	1	1	6	2	0	8	.206	.243	.441			
Kevan Smith	2	5	0	1	1	0	0	1	2	0	2	.200	.429	.400			
Austin Riley	18	68	8	10	2	0	1	5	3	0	23	.147	.205	.221			
Charlie Morton	14	27	0	3	1	0	0	2	0	0	11	.111	.111	.148			
Ehire Adrianza	12	16	3	1	0	0	0	0	1	0	3	.063	.167	.063			
Guillermo Heredia	5	7	1	0	0	0	0	0	4	1	3	.000	.462	.000			
Ian Anderson	1	1	0	0	0	0	0	0	0	0	1	.000	.000	.000			
Braves Career Pitching vs. Miami																	
Player	W	L	Sv	BS	G	GS	QS	IP	H	R	ER	HR	BB	SO	ERA	FIP	WHIP
Tyler Matzek	1	1	0	0	6	0	0	8.0	3	1	0	0	3	13	0.00	1.44	0.75
Shane Greene	0	1	1	2	12	0	0	11.1	13	7	2	1	5	11	1.59	3.72	1.59
Sean Newcomb	4	2	0	0	12	7	6	45.0	29	11	10	2	26	38	2.00	3.86	1.22
Luke Jackson	2	0	4	1	23	0	0	28.2	39	10	8	0	10	32	2.51	2.00	1.71
Ian Anderson	0	1	0	0	3	3	0	13.2	15	8	4	0	8	16	2.63	2.61	1.68
Will Smith	1	0	2	3	18	0	0	15.0	10	7	5	2	7	25	3.00	2.96	1.13
Huascar Ynoa	0	0	0	0	2	2	1	9.0	8	4	4	1	2	11	4.00	2.86	1.11
Charlie Morton	7	4	0	0	14	14	8	82.1	78	42	37	4	26	70	4.04	3.10	1.26
Drew Smyly	1	1	0	0	3	2	1	13.0	9	6	6	2	5	13	4.15	4.29	1.08
Josh Tomlin	1	0	1	1	7	0	0	10.1	17	5	5	1	1	8	4.35	3.20	1.74
A.J. Minter	3	2	2	1	19	0	0	16.0	18	9	8	3	8	25	4.50	3.99	1.63
Edgar Santana	0	0	0	0	2	0	0	2.0	4	1	1	0	0	2	4.50	1.16	2.00
Max Fried	0	2	0	0	7	7	2	30.1	45	26	22	8	9	34	6.53	5.56	1.78
Chris Martin	0	0	0	0	6	0	0	6.0	8	5	5	1	1	8	7.50	3.18	1.50
Braves Career Batting at loanDepot Park																	
Player	G	AB	R	H	2B	3B	HR	RBI	BB	SB	SO	AVG	OBP	SLG			
Ronald Acuña Jr.	19	80	17	27	4	0	7	15	10	4	20	.338	.418	.650			
Kevan Smith	1	3	0	1	1	0	0	1	2	0	0	.333	.600	.667			
Ender Inciarte	41	149	26	47	5	1	6	19	19	5	20	.315	.398	.483			
Freddie Freeman	73	277	48	82	17	1	11	35	41	0	55	.296	.389	.484			
Pablo Sandoval	17	57	7	16	3	0	1	10	10	0	10	.281	.388	.386			
Ozzie Albies	22	90	17	25	3	2	5	16	9	2	10	.278	.350	.522			
Max Fried	4	4	1	1	1	0	0	1	0	0	1	.250	.250	.500			
Dansby Swanson	26	100	12	22	1	0	2	5	7	0	24	.220	.271	.290			
Abraham Almonte	3	13	2	2	1	1	0	0	0	0	4	.154	.154	.385			
Charlie Morton	4	8	0	1	0	0	0	1	0	0	4	.125	.125	.125			
Austin Riley	6	24	1	1	1	0	0	0	0	0	11	.042	.042	.083			
Ehire Adrianza	6	9	1	0	0	0	0	0	1	0	3	.000	.182	.000			
Guillermo Heredia	2	1	0	0	0	0	0	0	0	0	1	.000	.500	.000			
Braves Career Pitching at loanDepot Bank Park																	
Player	W	L	Sv	BS	G	GS	QS	IP	H	R	ER	HR	BB	SO	ERA	FIP	WHIP
A.J. Minter	1	0	0	0	6	0	0	4.2	2	0	0	0	2	10	0.00	0.17	0.86
Shane Greene	0	0	1	1	5	0	0	4.2	3	0	0	0	2	4	0.00	2.76	1.07
Drew Smyly	0	0	0	0	1	0	0	1.0	0	0	0	0	1	1	0.00	4.05	1.00
Tyler Matzek	0	0	0	0	1	0	0	1.0	0	0	0	0	0	2	0.00	-0.81	0.00
Sean Newcomb	3	1	0	0	6	3	3	19.0	9	2	1	1	13	21	0.47	3.85	1.16
Mike Soroka	2	0	0	0	4	4	3	26.2	17	8	2	0	6	25	0.68	2.11	0.86
Grant Dayton	0	0	0	0	3	0	0	3.2	4	1	1	0	0	3	2.45	1.55	1.09
Max Fried	0	0	0	0	3	3	2	16.2	16	7	5	1	5	21	2.70	2.53	1.26
Josh Tomlin	1	0	1	1	2	0	0	2.2	4	1	1	0	0	2	3.38	1.71	1.50
Charlie Morton	3	1	0	0	4	4	2	23.1	25	11	9	0	3	20	3.47	2.06	1.20
Luke Jackson	0	0	3	1	10	0	0	12.0	22	7	5	0	5	14	3.75	2.10	2.25
Touki Toussaint	1	0	0	0	2	0	0	5.0	8	3	3	0	3	6	5.40	3.21	2.20
Will Smith	1	0	1	3	8	0	0	5.2	8	5	5	1	2	9	7.94	3.34	1.76
Chris Martin	0	0	0	0	3	0	0	3.0	4	4	4	1	1	3	12.00	6.52	1.67

Braves Batters vs. Miami

VS. ADAM CIMBER

Career	BA	OBP	SLG	AB	H	DO	TR	HR	BB	SO
Freddie Freeman	1.000	1.000	2.000	1	1	1	0	0	0	0
Ozzie Albies	.500	.600	.750	4	2	1	0	0	1	2
Ehire Adrianza	.500	.500	.500	2	1	0	0	0	0	0
Kevan Smith	.333	.500	.333	3	1	0	0	0	1	0
Dansby Swanson	.250	.400	.250	4	1	0	0	0	1	0
Ender Inciarte	.000	.000	.000	3	0	0	0	0	0	2
Marcell Ozuna	.000	.000	.000	3	0	0	0	0	0	1
Austin Riley	.000	.500	.000	1	0	0	0	0	0	1
Travis d'Arnaud	.000	.000	.000	1	0	0	0	0	0	0
Alex Jackson	.000	1.000	---	0	0	0	0	0	0	0

VS. ANTHONY BASS

Career	BA	OBP	SLG	AB	H	DO	TR	HR	BB	SO
Ozzie Albies	1.000	.667	2.000	1	1	1	0	0	0	0
Travis d'Arnaud	.500	.500	.500	2	1	0	0	0	0	1
Marcell Ozuna	.400	.500	.400	5	2	0	0	0	1	2
Pablo Sandoval	.000	.000	.000	8	0	0	0	0	0	0
Dansby Swanson	.000	.000	.000	3	0	0	0	0	0	0
Freddie Freeman	.000	.000	.000	1	0	0	0	0	0	0
Abraham Almonte	.000	.000	.000	1	0	0	0	0	0	1
Kevan Smith	.000	.000	.000	1	0	0	0	0	0	0
Ronald Acuna Jr.	.000	1.000	---	0	0	0	0	0	1	0

VS. DYLAN FLORO

Career	BA	OBP	SLG	AB	H	DO	TR	HR	BB	SO
Ender Inciarte	1.000	1.000	1.000	2	2	0	0	0	0	0
Guillermo Heredia	1.000	1.000	1.000	1	1	0	0	0	0	0
Ozzie Albies	.667	.750	2.000	3	2	1	0	1	1	0
Ronald Acuna Jr.	.333	.333	.333	3	1	0	0	0	0	1
Travis d'Arnaud	.250	.250	.250	4	1	0	0	0	0	3
Dansby Swanson	.200	.200	.200	5	1	0	0	0	0	1
Marcell Ozuna	.143	.143	.143	7	1	0	0	0	0	1
Freddie Freeman	.000	.667	.000	1	0	0	0	0	2	0
Pablo Sandoval	.000	.500	.000	1	0	0	0	0	1	0
Ehire Adrianza	.000	.000	.000	1	0	0	0	0	0	0
Abraham Almonte	.000	.000	.000	1	0	0	0	0	0	1

VS. JOHN CURTISS

Career	BA	OBP	SLG	AB	H	DO	TR	HR	BB	SO
Austin Riley	1.000	1.000	1.000	2	2	0	0	0	0	0
Guillermo Heredia	1.000	1.000	4.000	1	1	0	0	1	0	0
Ender Inciarte	.000	.000	.000	2	0	0	0	0	0	0
Pablo Sandoval	.000	.000	.000	1	0	0	0	0	0	1
Ehire Adrianza	.000	.000	.000	1	0	0	0	0	0	0
Ozzie Albies	.000	.000	.000	1	0	0	0	0	0	1
Dansby Swanson	.000	.000	.000	1	0	0	0	0	0	0
Ronald Acuna Jr.	.000	.000	.000	1	0	0	0	0	0	1

VS. PABLO LOPEZ

Career	BA	OBP	SLG	AB	H	DO	TR	HR	BB	SO
Ender Inciarte	.500	.500	.583	12	6	1	0	0	1	3
Max Fried	.500	.500	1.000	4	2	2	0	0	0	2
Marcell Ozuna	.417	.462	.667	12	5	0	0	1	1	2
Travis d'Arnaud	.400	.400	1.000	10	4	0	0	2	0	5
Ronald Acuna Jr.	.375	.500	.750	16	6	0	0	2	4	5
Freddie Freeman	.292	.308	.375	24	7	2	0	0	0	3
Dansby Swanson	.118	.211	.118	17	2	0	0	0	2	7
Ozzie Albies	.067	.067	.267	15	1	0	0	1	0	1
Austin Riley	.000	.167	.000	5	0	0	0	0	1	2
Pablo Sandoval	.000	.000	.000	3	0	0	0	0	0	1
Ehire Adrianza	.000	.000	.000	2	0	0	0	0	0	0
Touki Toussaint	.000	.000	.000	2	0	0	0	0	0	2

VS. RICHARD BLEIER

Career	BA	OBP	SLG	AB	H	DO	TR	HR	BB	SO
Guillermo Heredia	1.000	1.000	2.000	1	1	1	0	0	0	0
Ronald Acuna Jr.	1.000	1.000	4.000	1	1	0	0	1	0	0
Ender Inciarte	.500	.500	.500	2	1	0	0	0	0	0
Pablo Sandoval	.000	.000	.000	2	0	0	0	0	0	0
Freddie Freeman	.000	.000	.000	2	0	0	0	0	0	1
Ehire Adrianza	.000	.000	.000	1	0	0	0	0	0	0
Travis d'Arnaud	.000	.000	.000	1	0	0	0	0	0	0
Marcell Ozuna	.000	.000	.000	1	0	0	0	0	0	0

VS. ROSS DETWILER

Career	BA	OBP	SLG	AB	H	DO	TR	HR	BB	SO
Ehire Adrianza	.500	.571	.833	6	3	0	1	0	1	0
Pablo Sandoval	.333	.286	.500	6	2	1	0	0	0	1
Travis d'Arnaud	.250	.250	.250	4	1	0	0	0	0	0
Freddie Freeman	.208	.269	.292	24	5	2	0	0	1	5
Ender Inciarte	.000	.000	.000	1	0	0	0	0	0	0
Marcell Ozuna	.000	.000	.000	1	0	0	0	0	0	0
Alex Jackson	.000	.000	.000	1	0	0	0	0	0	0
Austin Riley	.000	.000	.000	1	0	0	0	0	0	0
Guillermo Heredia	.000	.000	.000	1	0	0	0	0	0	1

VS. SANDY ALCANTARA

Career	BA	OBP	SLG	AB	H	DO	TR	HR	BB	SO
Marcell Ozuna	.750	.833	1.000	4	3	1	0	0	2	0
Dansby Swanson	.500	.600	.750	4	2	1	0	0	1	0
Abraham Almonte	.500	.667	2.000	2	1	0	0	1	1	0
Alex Jackson	.500	.667	.500	2	1	0	0	0	0	0
Ozzie Albies	.250	.231	.333	12	3	1	0	0	0	0
Freddie Freeman	.182	.250	.273	11	2	1	0	0	1	2
Ronald Acuna Jr.	.100	.308	.300	10	1	0	1	0	3	2
Ender Inciarte	.000	.375	.000	5	0	0	0	0	3	0
Pablo Sandoval	.000	.250	.000	3	0	0	0	0	1	1
Mike Soroka	.000	.000	.000	4	0	0	0	0	0	4
Austin Riley	.000	.000	.000	3	0	0	0	0	0	2
Kevan Smith	.000	.000	.000	2	0	0	0	0	0	0
Huascar Ynoa	.000	.000	.000	2	0	0	0	0	0	1

VS. TREVOR ROGERS

Career	BA	OBP	SLG	AB	H	DO	TR	HR	BB	SO
Ehire Adrianza	1.000	1.000	1.000	1	1	0	0	0	0	0
Dansby Swanson	.667	.750	1.333	3	2	2	0	0	0	1
Travis d'Arnaud	.500	.500	.500	2	1	0	0	0	0	0
Ronald Acuna Jr.	.400	.500	1.200	5	2	1	0	1	1	2
Ozzie Albies	.400	.400	.400	5	2	0	0	0	0	2
Austin Riley	.250	.250	.500	4	1	1	0	0	0	2
Marcell Ozuna	.167	.167	.167	6	1	0	0	0	0	1
Freddie Freeman	.000	.333	.000	4	0	0	0	0	2	1
Kevan Smith	.000	.000	.000	2	0	0	0	0	0	2
Alex Jackson	.000	.000	.000	2	0	0	0	0	0	2
Guillermo Heredia	.000	1.000	---	0	0	0	0	0	2	0
Ian Anderson	.000	.000	.000	1	0	0	0	0	0	1

VS. YIMI GARCIA

Career	BA	OBP	SLG	AB	H	DO	TR	HR	BB	SO
Ender Inciarte	.250	.250	.250	4	1	0	0	0	0	0
Marcell Ozuna	.000	.333	.000	4	0	0	0	0	2	3
Freddie Freeman	.000	.000	.000	4	0	0	0	0	0	0
Ronald Acuna Jr.	.000	.333	.000	2	0	0	0	0	1	1
Ozzie Albies	.000	.000	.000	2	0	0	0	0	0	1
Ehire Adrianza	.000	---	---	0	0	0	0	0	0	0
Travis d'Arnaud	.000	.000	.000	1	0	0	0	0	0	0
Dansby Swanson	.000	.000	.000	1	0	0	0	0	0	0

VS. ZACH POP

Career	BA	OBP	SLG	AB	H	DO	TR	HR	BB	SO
Dansby Swanson	1.000	1.000	1.000	1	1	0	0	0	0	0
Pablo Sandoval	.500	.500	2.000	2	1	0	0	1	0	0
Austin Riley	.000	.000	.000	2	0	0	0	0	0	0
Ronald Acuna Jr.	.000	.000	.000	2	0	0	0	0	0	0
Ender Inciarte	.000	1.000	---	0	0	0	0	0	1	0
Alex Jackson	.000	.000	.000	1	0	0	0	0	0	1
Guillermo Heredia	.000	1.000	---	0	0	0	0	0	0	0



Braves Pitchers vs. Miami

VS. A.J. MINTER

Career	BA	OBP	SLG	AB	H	DO	TR	HR	BB	SO
Jorge Alfaro	.800	.833	2.000	5	4	1	1	1	1	0
Miguel Rojas	.667	.800	2.000	3	2	1	0	1	2	0
Garrett Cooper	.667	.667	.667	3	2	0	0	0	0	1
Adam Duvall	.500	.667	1.000	2	1	1	0	0	1	0
Corey Dickerson	.400	.500	1.000	5	2	0	0	1	1	2
Jesus Aguilar	.333	.333	1.333	3	1	0	0	1	0	1
Starling Marte	.250	.400	.250	4	1	0	0	0	1	0
Brian Anderson	.111	.200	.111	9	1	0	0	0	1	6
Jon Berti	.000	1.000	----	0	0	0	0	0	1	0

VS. CHARLIE MORTON

Career	BA	OBP	SLG	AB	H	DO	TR	HR	BB	SO
Jazz Chisholm Jr.	.667	.667	1.667	3	2	0	0	1	0	1
Corey Dickerson	.438	.500	.813	16	7	0	0	2	1	1
Starling Marte	.333	.333	.333	3	1	0	0	0	0	1
Jesus Aguilar	.333	.333	.333	3	1	0	0	0	0	0
Jon Berti	.333	.333	.333	3	1	0	0	0	0	1
Brian Anderson	.200	.333	.200	5	1	0	0	0	1	0
Miguel Rojas	.200	.200	.400	5	1	1	0	0	0	0
Adam Duvall	.200	.200	.200	5	1	0	0	0	0	4
Jorge Alfaro	.200	.200	.200	5	1	0	0	0	0	2
Sandy Leon	.000	.167	.000	5	0	0	0	0	0	4
Garrett Cooper	.000	.000	.000	2	0	0	0	0	0	1
Nick Neidert	.000	.500	.000	1	0	0	0	0	1	1

VS. CHRIS MARTIN

Career	BA	OBP	SLG	AB	H	DO	TR	HR	BB	SO
Corey Dickerson	1.000	1.000	2.000	1	1	1	0	0	0	0
Garrett Cooper	.500	.500	.500	2	1	0	0	0	0	0
Brian Anderson	.500	.500	.500	2	1	0	0	0	0	1
Isan Diaz	.500	.500	.500	2	1	0	0	0	0	0
Starling Marte	.000	.000	.000	2	0	0	0	0	0	0
Sandy Leon	.000	.000	.000	1	0	0	0	0	0	0
Jesus Aguilar	.000	.000	.000	1	0	0	0	0	0	1
Jon Berti	.000	1.000	----	0	0	0	0	0	1	0
Jorge Alfaro	.000	.000	.000	1	0	0	0	0	0	1

VS. DREW SMYLY

Career	BA	OBP	SLG	AB	H	DO	TR	HR	BB	SO
Starling Marte	.500	.500	.833	6	3	2	0	0	0	0
Adam Duvall	.500	.500	2.000	2	1	0	0	1	0	1
Jesus Aguilar	.333	.333	.333	3	1	0	0	0	0	2
Miguel Rojas	.250	.250	.250	4	1	0	0	0	0	2
Sandy Leon	.200	.200	.200	5	1	0	0	0	0	2

VS. EDGAR SANTANA

Career	BA	OBP	SLG	AB	H	DO	TR	HR	BB	SO
Jorge Alfaro	1.000	1.000	1.500	2	2	1	0	0	0	0
Jesus Aguilar	.500	.500	1.000	2	1	1	0	0	0	1
Adam Duvall	.000	.000	.000	2	0	0	0	0	0	1
Brian Anderson	.000	.000	.000	1	0	0	0	0	0	0

VS. IAN ANDERSON

Career	BA	OBP	SLG	AB	H	DO	TR	HR	BB	SO
Jon Berti	.625	.625	.875	8	5	2	0	0	0	3
Jesus Aguilar	.333	.500	.333	6	2	0	0	0	2	1
Corey Dickerson	.250	.250	.250	8	2	0	0	0	0	2
Miguel Rojas	.250	.250	.500	4	1	1	0	0	0	1
Jazz Chisholm Jr.	.200	.200	.400	5	1	1	0	0	0	1
Garrett Cooper	.143	.250	.143	7	1	0	0	0	1	1
Starling Marte	.000	.250	.000	6	0	0	0	0	2	1
Brian Anderson	.000	.167	.000	5	0	0	0	0	1	2
Trevor Rogers	.000	.000	.000	1	0	0	0	0	0	0
Jorge Alfaro	.000	1.000	----	0	0	0	0	0	1	0

VS. JOSH TOMLIN

Career	BA	OBP	SLG	AB	H	DO	TR	HR	BB	SO
Starling Marte	.750	.750	1.500	4	3	0	0	1	0	0
Jon Berti	.750	.750	1.000	4	3	1	0	0	0	0
Garrett Cooper	.400	.400	.400	5	2	0	0	0	0	0
Brian Anderson	.400	.400	.400	5	2	0	0	0	0	1
Corey Dickerson	.375	.333	1.125	8	3	0	0	2	0	1
Adam Duvall	.286	.286	.286	7	2	0	0	0	0	1
Jorge Alfaro	.250	.250	.250	4	1	0	0	0	0	1
Jesus Aguilar	.000	.000	.000	6	0	0	0	0	0	0
Miguel Rojas	.000	.000	.000	5	0	0	0	0	0	1
Sandy Leon	.000	.000	.000	1	0	0	0	0	0	0
Magneuris Sierra	.000	.000	.000	1	0	0	0	0	0	0

VS. LUKE JACKSON

Career	BA	OBP	SLG	AB	H	DO	TR	HR	BB	SO
Jesus Aguilar	.500	.429	.667	6	3	1	0	0	0	1
Garrett Cooper	.500	.600	.500	4	2	0	0	0	0	1
Corey Dickerson	.500	.500	.500	4	2	0	0	0	0	0
Isan Diaz	.500	.667	.500	2	1	0	0	0	0	1
Jazz Chisholm Jr.	.500	.667	1.000	2	1	1	0	0	1	0
Brian Anderson	.364	.364	.455	11	4	1	0	0	0	0
Adam Duvall	.333	.333	.333	3	1	0	0	0	0	1
Magneuris Sierra	.333	.333	.667	3	1	1	0	0	0	2
Jorge Alfaro	.286	.286	.429	7	2	1	0	0	0	5
Miguel Rojas	.200	.273	.200	10	2	0	0	0	0	1
Starling Marte	.167	.167	.167	6	1	0	0	0	0	3
Jon Berti	.143	.143	.143	7	1	0	0	0	0	4

VS. MAX FRIED

Career	BA	OBP	SLG	AB	H	DO	TR	HR	BB	SO
Adam Duvall	.667	.750	2.000	3	2	1	0	1	0	1
Starling Marte	.500	.571	.667	6	3	1	0	0	0	0
Corey Dickerson	.500	.500	2.000	2	1	0	0	1	0	1
Brian Anderson	.462	.500	.923	13	6	0	0	2	1	2
Jorge Alfaro	.429	.429	.571	7	3	1	0	0	0	2
Miguel Rojas	.333	.385	.500	12	4	2	0	0	1	1
Jesus Aguilar	.300	.385	.600	10	3	0	0	1	2	2
Garrett Cooper	.250	.400	.375	8	2	1	0	0	0	1
Pablo Lopez	.250	.250	.500	4	1	1	0	0	0	2
Jon Berti	.000	.200	.000	4	0	0	0	0	1	1

VS. SEAN NEWCOMB

Career	BA	OBP	SLG	AB	H	DO	TR	HR	BB	SO
Jesus Aguilar	.333	.429	.833	6	2	0	0	1	1	0
Brian Anderson	.313	.421	.375	16	5	1	0	0	2	3
Miguel Rojas	.222	.417	.222	9	2	0	0	0	3	2
Adam Duvall	.143	.333	.143	7	1	0	0	0	2	2
Jorge Alfaro	.000	.000	.000	3	0	0	0	0	0	1
Starling Marte	.000	.000	.000	2	0	0	0	0	0	2
Sandy Leon	.000	.000	.000	2	0	0	0	0	0	0
Jon Berti	.000	1.000	----	0	0	0	0	0	0	1
Corey Dickerson	.000	.000	.000	1	0	0	0	0	0	1
Isan Diaz	.000	.000	.000	1	0	0	0	0	0	0

VS. SHANE GREENE

Career	BA	OBP	SLG	AB	H	DO	TR	HR	BB	SO
Sandy Leon	.500	.500	.500	4	2	0	0	0	0	0
Jorge Alfaro	.500	.667	.500	2	1	0	0	0	0	1
Isan Diaz	.500	.500	.500	2	1	0	0	0	0	1
Starling Marte	.400	.571	1.400	5	2	0	1	1	2	1
Garrett Cooper	.400	.400	1.000	5	2	0	0	1	0	2
Corey Dickerson	.333	.333	.333	3	1	0	0	0	0	0
Brian Anderson	.250	.500	.250	4	1	0	0	0	2	0
Miguel Rojas	.250	.250	.250	4	1	0	0	0	0	1
Jon Berti	.000	.500	.000	1	0	0	0	0	0	1
Jesus Aguilar	.000	.000	.000	1	0	0	0	0	0	0
Lewin Diaz	.000	.000	.000	1	0	0	0	0	0	0

VS. TYLER MATZEK

Career	BA	OBP	SLG	AB	H	DO	TR	HR	BB	SO
Starling Marte	.500	.667	.500	2	1	0	0	0	0	1
Jesus Aguilar	.333	.500	.667	3	1	1	0	0	0	1
Miguel Rojas	.250	.400	.250	4	1	0	0	0	0	1
Brian Anderson	.000	.333	.000	2	0	0	0	0	0	2
Jazz Chisholm Jr.	.000	.000	.000	3	0	0	0	0	0	3
Jon Berti	.000	.500	.000	1	0	0	0	0	0	1
Corey Dickerson	.000	.000	.000	2	0	0	0	0	0	1
Jorge Alfaro	.000	.000	.000	2	0	0	0	0	0	1
Garrett Cooper	.000	.000	.000	2	0	0	0	0	0	0
Adam Duvall	.000	.000	.000	1	0	0	0	0	0	1

VS. WILL SMITH

Career	BA	OBP	SLG	AB	H	DO	TR	HR	BB	SO
Sandy Leon	1.000	1.000	1.000	1	1	0	0	0	0	0
Starling Marte	.200	.200	.200	5	1	0	0	0	0	2
Corey Dickerson	.000	.000	.000	8	0	0	0	0	0	6
Jesus Aguilar	.000	.000	.000	3	0	0	0	0	0	2
Jon Berti	.000	.500	.000	1	0	0	0	0	0	1
Jorge Alfaro	.000	.500	.000	1	0	0	0	0	0	1
Garrett Cooper	.000	.000	.000	2	0	0	0	0	0	1
Miguel Rojas	.000	.000	.000	1	0	0	0	0	0	0
Adam Duvall	.000	.000	.000	1	0	0	0	0	0	0
Jazz Chisholm Jr.	.000	.000	.000	1	0	0	0	0	0	0

Alphabetized by pitcher first name

Stats include all career at-bats between the players, including postseason play