

BALTIMORE ORIOLES (13-23) at LOS ANGELES ANGELS (15-21)

RHP Tomoyuki Sugano (3-2, 3.00) vs. RHP Kyle Hendricks (1-3, 5.28)

Friday, May 9, 2025 • 9:38 p.m. ET • Angel Stadium • Anaheim, CA

TV: MASN • Radio: 98 Rock 97.9 FM/HD2 & WBAL NewsRadio 1090 AM/101.5 FM

Game No. 37

Road Game No. 20

O's AT A GLANCE	
Overall	13-23
Home	8-9
Road	5-14
Day	6-10
Night	7-13
Current Streak	1L5
Last 5 Games	0-5
Last 10 Games	3-7
March	3-2
April	9-16
May	1-5
June	-
July	-
August	-
September	-
vs. LHSP	2-9
vs. RHSP	11-14
Series Opener	6-6
Series Opener at Home	4-2
Series Opener on Road	2-4
By Series	2-8-2
By Home Series	2-3-1
By Road Series	0-5-1
Rubber Games	2-5
Sweeps/Were Swept	0-2
Scored First	9-7
Opponent Scored First	4-16
1-run games	4-4
Comeback Wins	6-10
Last AB Wins	0-3
Walkoff Wins	-
Extra Innings	0-1
Led After 6	12-1
Led After 7	13-1
Led After 8	13-0
Tied After 6	1-2
Tied After 7	0-1
Tied After 8	0-1
Behind After 6	0-20
Behind After 7	0-21
Behind After 8	0-22
vs. AL Teams	10-17
vs. AL East	6-6
vs. AL Central	4-11
vs. AL West	-
vs. NL Teams	3-6
vs. NL East	1-2
vs. NL Central	1-2
vs. NL West	1-2
Hit 0 HR	3-13
Hit 1+ HR	10-10
Hit 2+ HR	7-4
Scored 3 or Fewer Runs	2-20
Scored 4 or More Runs	11-3
Allowed 3 or Fewer Runs	8-2
Allowed 4 or More Runs	5-21
More Hits than Opponent	7-5
Fewer Hits than Opponent	5-17
Committed No Errors	7-12
Committed 1 or More Errors	6-11
Starter Goes at least 5 inn	9-11
Starter Goes at least 6 inn	5-6
Starter Goes at least 7 inn	2-2

BIRDLAND BITES: Baltimore continues its six-game, six-day road trip through Minnesota (0-3) and Los Angeles-AL (3 to play) tonight at Angel Stadium...The Birds are 7.5 games behind the AL East-leading Yankees and 10.0 games under .500, both marking season highs...Baltimore is 10.0 games under .500 for the first time since entering play on June 16, 2022 (27-37)...Tonight, the Birds look to halt a five-game losing skid, having not dropped six in a row since May 13-18, 2022.

👉 **Dean Kremer** did not factor into yesterday's decision after tossing 7.0 innings of two-run ball, scattering three hits (1 HR) and two walks with a season-high eight strikeouts... Following his May 2 start vs. Kansas City (W, 7.0 IP, 3 H, 0 R, 1 BB, 2 SO), he is the only pitcher in MLB this season to throw 7.0 innings and allow three hits or fewer in consecutive starts.

👉 **Maverick Handley** recorded his first major league hit yesterday, a fourth-inning single off Bailey Ober, while **Emmanuel Rivera** (3-4, 2 2B, RBI) became the third Oriole with multiple doubles in a game this season, joining **Ramón Laureano** (2 2B, 4/28 vs. NYY) and **Jordan Westburg** (2 2B, 4/20 vs. CIN).

👉 Baltimore has recorded double-digit hits in back-to-back games for the first time since September 27-28, 2024, having last done so in three straight from June 19-21, 2024.

RECENT TRANSACTIONS: Prior to today's game, the Orioles reinstated outfielder **Tyler O'Neill** (neck inflammation) from the 10-day Injured List...Infielder **Coby Mayo** was optioned to Triple-A Norfolk after yesterday's game.

ANGELS IN THE OUTFIELD: The Birds are 15-5 (.750) against the Angels since 2022, including a 7-2 mark at Angel Stadium, the second-highest winning percentage by any club against the Angels during that stretch (min. 10 G) behind only the Dodgers (10-2, .833).

👉 **Gunnar Henderson** has reached base safely in 12 of 13 career games against Los Angeles, including hits in 11 of the contests, slashing .353/.414/.784 (18-for-51) with four doubles, three triples, four home runs, 12 RBI, and four walks...His 1.198 OPS opposite the Halos is fourth highest among all active players (min. 50 PA), trailing PHI's Bryce Harper (1.385), DET's Jake Rogers (1.335), and PHI's Trea Turner (1.311).

👉 **Adley Rutschman** has reached base safely in 15 of 16 career games against Los Angeles, slashing .321/.441/.482 (18-for-56) with three doubles, two home runs, 10 RBI, and 12 walks against only six strikeouts.

👉 **Ramón Laureano** has homered in each of his last two games against the Angels (8/17-18/24, w/ATL) and has seven career long balls at Angel Stadium.

GUNNAR GETTING GOING: **Gunnar Henderson** has reached base safely in each of his last 14 games, slashing .291/.339/.400 (16-for-55) with three doubles and one home run...It marks the third-longest stretch of his career behind runs of 36 games (5/22-6/29/24) and 16 games (7/1-20/23).

👉 Henderson's 94.4 mph average exit velocity ranks eighth in the majors and fourth in the AL behind NYY's Aaron Judge (95.4), BOS' Rafael Devers (95.2), and TB's Jonathan Aranda (94.6).

👉 He has recorded 10 batted balls with an exit velocity of 105+ mph that have resulted in outs, tied for the seventh most in MLB and fifth in the AL behind TB's Yandy Diaz (17), ATH's Tyler Soderstrom (13), and BOS' Jarren Duran/TOR's Vladimir Guerrero Jr. (both 11).

MAGIC NUMBER: The O's are 11-3 when scoring at least four runs this season with 10 of those victories featuring at least five runs...Baltimore is 2-20 when plating three or fewer runs and 2-29 in those situations since September 7, 2024.

👉 The Birds have scored 4+ runs in nine of their last 10 games against the Angels since May 18, 2023, going 7-3 in those contests and averaging 6.5 runs per game during that stretch.

ROAD WOES: The Birds are 1-10 in their last 11 road games, having been outscored 61-18 (-43) during that stretch...They have scored three runs or fewer in 11 straight road games, tied for the longest single-season streak in franchise, along with an 11-game stretch from April 25 (G1)-May 23 (G2), 1954...The last MLB club to score three runs or fewer in 12 straight road games was the 2015 Atlanta Braves (13 G, 7/9-8/1).

👉 Baltimore has dropped 10 of 11 road games in a single season for the first time since going 1-10 from August 13-September 3, 2021.

👉 Baltimore is averaging 3.05 runs per game on the road this season, ranking 26th in MLB... The 2024 Orioles posted 5.07 runs per game in away games, the fifth-highest clip in the majors.

RISPY BUISNESS: The Orioles are batting .130/.170/.203 (16-for-123) with runners in scoring position over the last 16 games since April 20...Their .190 RISP average overall is the lowest in MLB, with the next closest teams being the Rockies (.195) and White Sox (.200)...The 1988 Orioles are responsible for the lowest RISP average in franchise history (.217).

👉 In 13 wins this season, Baltimore is 33-for-108 (.306) with runners in scoring position, compared to 15-for-144 (.104) in 23 defeats.

👉 **Cedric Mullins** is 8-for-25 (.320) with runners in scoring position this season, but is 1-for-13 (.077) with RISP since April 13.

SPLITTING HAIRS: The Birds are slashing .248/.310/.446 (204-for-822) with a .757 OPS against right-handed pitching, compared to .178/.259/.239 (62-for-348) with a .497 OPS against southpaws...The .757 OPS off righties ranks sixth in MLB, while the .497 OPS off lefties is last, with the next closest team being the Angels (.553).

👉 The O's have an MLB-best .866 OPS against right-handed starters, slashing .281/.340/.526 (139-for-494) with 30 homers, compared to .198/.266/.326 (65-for-328) with nine long balls and a .592 OPS off right-handed relievers...The .592 OPS is second lowest in the majors ahead of only the Rangers (.571).

LA LA LAND: The O's and Angels kick off a six-game season set tonight in Los Angeles...The Angels will travel to Camden Yards for a three-game series from June 13-15...The Birds are 7-2 in Anaheim since 2022, with eight of the nine games being decided by three runs or fewer.

👉 Orioles Assistant Hitting Coach/Upper Level Hitting Coordinator **Sherman Johnson Jr.** was selected by the Angels in the 14th round of the 2012 First-Year Player Draft.

👉 Baltimore Pitching Strategy Coach **Ryan Klimek** served as a Baseball Operations Intern with the Los Angeles Angels in 2016.

👉 Angels Offensive Coordinator **Tim Laker** appeared in seven games with O's in 1997.

O's vs. ANGELS	
Current Streak	W1
2024 Record	4-2
at Oriole Park at Camden Yards	2-1
at Angel Stadium	2-1
All-Time (since 1961)	379-319
at Home	202-143
on Road	177-176
2025 Schedule	
Date	Score
5/9	9:38 p.m. ET
5/10	9:38 p.m. ET
5/11	4:07 p.m. ET
6/13	7:05 p.m. ET
6/14	4:05 p.m. ET
6/15	1:35 p.m. ET
Indicates Home	

O's ON THE ROAD	
Record	5-13
Team AVG/OBP/SLG	.218/.288/.326
Fielding Errors	11
Team ERA	4.87 (85 ER/157.0 IP)
Starters ERA	5.05 (55 ER/98.0 IP)
Bullpen ERA	4.58 (30 ER/59.0 IP)
Saves/Opps	1/1
Best Road Trip	.500 (2-2), 3/27-30
Worst Road Trip	.167 (1-5), 4/22-27

WHAT'S THE DIFF	
Lowest Run Differential Through 36 Games, Franchise History (since 1954)	
1988 Orioles	-110
2018 Orioles	-78
2025 Orioles	-69
2019 Orioles	-68
1955 Orioles	-67

RUN AND GUNNAR	
Highest Career Slugging Percentage Against Angels, MLB History (Min. 50 AB)	
Todd Zeile	.869
Gunnar Henderson	.784
Brent Rooker	.748
Bubba Trammell	.705

UPCOMING MILESTONES	
Dylan Carlson	7 R shy of 200
Gunnar Henderson	3 RBI shy of 200
Jorge Mateo	4 SB shy of 100
Cedric Mullins	1 RBI shy of 300

THIS DATE IN O'S HISTORY	
May 9, 1965 - Jim Palmer makes his first major league start, going 7.0 innings and allowing four runs in no decision as the Orioles go on to beat the Tigers, 5-4, in 12 innings. Palmer (6), Stu Miller (7), Harvey Haddix (1) and Dick Hall (1) combine to strikeout 15 Detroit hitters, a club record at the time.	

UPCOMING SCHEDULE					
DATE	OPPONENT	TIME	ORIOLES STARTER	OPPONENT STARTER	TV
May 10	at Los Angeles-AL	9:38 p.m. ET	RHP Kyle Gibson (0-1, 14.09)	RHP Jack Kochanowicz (1-5, 5.79)	MASN
May 11	at Los Angeles-AL	4:07 p.m. ET	TBA	LHP Tyler Anderson (2-0, 2.68)	MASN
MASN and MASN2 games can also be streamed locally via MASN+ ...All games broadcast on the Orioles Radio Network and 98 Rock 97.9 FM/HD2 & WBAL NewsRadio 1090 AM/101.5 FM					

#19 TOMOYUKI SUGANO RHP



3-2, 3.00 ERA

HT: 6-1
DOB: 10/11/89
Bats: R

WT: 200
Age: 35
Throws: R

PITCH TYPE (2025)	USAGE	AVG. VELOCITY
Splitter	24.6%	87.0 mph
Sweeper	18.0%	82.7 mph
Fastball	17.6%	92.4 mph
Cutter	14.6%	87.4 mph
Curveball	13.4%	77.7 mph
Sinker	11.9%	92.2 mph

QUICK HITS: Set to make his eighth career MLB start and first against the Angels...Is the third-ever Japanese player for the Orioles, joining right-handed relievers Shintaro Fujinami (2023) and Koji Uehara (2009-11)...Made five Grapefruit League appearances (4 GS), going 2-1 with a 3.00 ERA (5 ER/15.0 IP) on 11 hits (1 HR) and five walks with 15 strikeouts...His first four outings (10.1 IP) of the spring were scoreless...In his debut, at 35 years, 170 days old, became the oldest Japanese player to make his MLB debut since NYM's Ken Takahashi (40-016) on May 2, 2009 at Philadelphia.

LAST TIME OUT: Was dealt the loss on May 3 vs. Kansas City, snapping a three-game winning streak...Allowed two runs on four hits (1 HR) and two walks with four strikeouts in 6.0 innings...Marked his third quality start of the season and the first to result in a loss...Threw 79 pitches, 53 strikes.

BAG IT OUT WEST: Set to make his first career start against an AL West opponent... This year, Sugano is 3-1 with a 2.54 ERA (8 ER/28.1 IP) on 24 hits (5 HR), four walks, and two hit batters with 17 strikeouts when facing an opponent for the first time compared to 0-1 with a 4.22 ERA (5 ER/10.2 IP) on 12 hits (2 HR) and four walks with four strikeouts against opponents he has faced already faced.

- GONE FISHIN':** In his first five starts, Sugano produced a total of 30 swings and misses, including on his splitter (10), four-seam fastball (8), sweeper (7), sinker (2), curveball (2), and cutter (1).
- 🍷 In his last two starts, however, he has produced a total of 23 swings and misses, including on his splitter (12), sweeper (5), curveball (2), cutter (2), four-seam fastball (1), and sinker (1).
- 🍷 Over his last three outings, he has held opponents to a 1-for-18 (.056) clip with nine strikeouts on his splitter, after opponents hit .321 (9-for-28) with three strikeouts against the offering through his first four appearances.

LUCKY NUMBER 7: With his start on April 17 vs. Cleveland, Sugano became the first Orioles starter to pitch into the seventh inning this year...Was the first O's pitcher to get through the seventh since Corbin Burnes on September 20, 2024 vs. Detroit (also 7.0 IP)...Also completed 7.0 innings in his following start on April 23 at Washington, becoming the first Orioles starter to complete back-to-back 7.0+-inning starts since Corbin Burnes on September 14 and 20, 2024 (both 7.0 IP)...Is the only MLB rookie with two starts of at least 7.0 innings...ATL's AJ Smith-Shawver (5/5 vs. CIN, 8.0 IP) and TEX's Kumar Rocker (4/17 vs. LAA, 7.0 IP) are the only other rookies to toss a seven-inning start this year.

GOING, GOING, GONE: His seven home runs surrendered on the year are tied for the second most by an Oriole starter this season behind Dean Kremer (8)...Eight of his 13 total runs on the year have scored via home run, six of which were solo homers and one two-run long ball...Three of the eight have come off Sugano's fastball, his most extra-base hits against a single offering this season.

2024 RECAP: Spent the entire season with the Yomiuri Giants of Japan's Nippon Professional Baseball's Central League...Went 15-3 with a 1.67 ERA (29 ER/156.2 IP), 132 hits (6 HR), 16 walks, four hit batters, and 111 strikeouts in 24 games, all starts...Tossed three complete games, including one shutout...Led NPB in wins and finished second in ERA.

🍷 Named Central League MVP.

🍷 Earned a Mitsui Golden Glove Award.

CAREER HIGHLIGHTS: Sugano compiled a 136-74 record with a 2.43 ERA (501 ER/1,857.0 IP) with 1,568 hits (142 HR), 347 walks (12 IBB), 52 hit batters, and 1,585 strikeouts in 276 career games (248 GS) with the Giants...Was a three-time Central League MVP (2014, 2020, 2024), a three-time Central League Mitsui Golden Glove Award winner (2016-18), an eight-time All-Star (2013-19, 2022), a two-time Eiji Sawamura Award honoree (2017-18), presented to the top pitcher in NPB each season, and MVP of the 2013 Central League Climax Series, the playoff format in NPB...Led the Central League in wins four times (2017-18, 2020, & 2024), ERA four times (2014, 2016-18), and strikeouts twice (2016, 2018)...Earned the triple crown in 2018 after leading NPB in wins, ERA, and strikeouts.

2025 & CAREER SPLITS

2025							CAREER (NPB)					
	W-L	ERA	G/S	IP	ER		W-L	ERA	G/S	IP	ER	
Home	2-1	2.78	4/4	22.2	7		*66-35	2.19	126/126	879.1	214	
Road	1-1	3.31	3/3	16.1	6		*57-33	2.54	123/122	801.2	226	
Day	1-1	3.86	3/3	14.0	6			n/a				
Night	2-1	2.52	4/4	25.0	7			n/a				

	AVG	AB	H	HR	BB	K		AVG	AB	H	HR	BB	K
vs. Left	.235	85	20	5	3	13		*.232	3320	769	61	162	672
vs. Right	.254	63	16	2	5	8		*.211	3006	633	71	148	758
TOTALS	.243	148	36	7	8	21		.224	7013	1568	142	347	1585

**season split breakdown since 2014*

RUN SUPPORT (as starter in '25)	RUNS ALLOWED BY INNING IN 2025	MISCELLANEOUS 2025 STATS
0 Runs 2	1 st 6	WHIP1.13
1 Run 1	2 nd 1	K/94.85
2 Runs--	3 rd 3	BB/91.85
3 Runs 1	4 th 1	QS 3
4 Runs 1	5 th 1	#P/IP15.1
5 Runs--	6 th 1	
6 Runs 2	7 th 0	<u>Opponents</u>
7 Runs--	8 th--	AVG:243
8 Runs--	9 th--	OBP:.....291
9 Runs--	Total 13	SLG:.....412
10+ Runs.....--		OPS:.....703
Total 20		
RSA/9 4.62		

2025 HIGHS

Innings: 7.0, 2x, last: 4/23 at WSH
Hits: 8, 4/12 vs. TOR
Runs: 3, 2x, last: 4/23 at WSH
Earned Runs: 3, 2x, last: 4/23 at WSH
Strikeouts: 8, 4/28 vs. NYY
Walks: 2, 3x, last: 5/3 vs. KC
Home Runs: 2, 2x, last: 4/23 at WSH
Winning Streak: 3, 4/5-28
Losing Streak: --
Shortest Start: 4.0 IP, 3/30 at TOR
Pitches Thrown: 95, 4/28 vs. NYY
Low-Hit CG: --

*CAREER HIGHS (NPB)

Innings: 9.0, 38x, last: 7/28/24 at DNA
Hits: 12, 4/25/19 at YAK
Runs: 10, 5/15/19 vs. HAN
Earned Runs: 9, 6/24/16 at DNA
Strikeouts: 13, 2x, last: 5/11/18 vs. CHN
Walks: 5, 6/10/16 at FUK
Home Runs: 4, 7/18/22 at YAK
Winning Streak: 13, 6/19-10/6/20
Losing Streak: 4, 4/30-8/26/20
Shortest Start: 0.1 IP, 7/17/23 vs. YAK
Pitches Thrown: N/A
Low-Hit CG: 2, 3x, last: 4/28/18 vs. YAK

**game logs available beginning in 2014*

SUGANO vs. LAA

PLAYER	AVG	AB	H	HR	RBI
Adell	.—	—	—	—	—
Anderson	.—	—	—	—	—
Campero	.—	—	—	—	—
Moncada	.—	—	—	—	—
Neto	.—	—	—	—	—
Newman	.—	—	—	—	—
O'Hoppe	.—	—	—	—	—
Paris	.—	—	—	—	—
Rengifo	.—	—	—	—	—
Schanuel	.—	—	—	—	—
Soler	.—	—	—	—	—
Ward	.—	—	—	—	—
d'Arnaud	.—	—	—	—	—

HENDRICKS vs. BAL

PLAYER	AVG	AB	H	HR	RBI
Carlson	.222	18	4	0	0
Handley	.—	—	—	—	—
Henderson	.000	3	0	0	0
Holliday	.—	—	—	—	—
Kjerstad	.—	—	—	—	—
Laureano	.—	—	—	—	—
Mateo	.500	2	1	0	1
Mountcastle	.—	—	—	—	—
Mullins	.—	—	—	—	—
O'Hearn	.400	5	2	0	0
O'Neill	.211	19	4	0	2
Rivera	.250	4	1	0	1
Rutschman	.000	3	0	0	0

SUGANO'S 2025 STARTS

DATE	OPP	SCORE	WHEN LEFT	DEC	IP	H	R	ER	BB	K	HR	PIT	STR
3/30	at TOR	1-3	1-2	L	4.0	4	2	2	2	1	0	73	45
4/5	at KC	8-1	6-1	W	5.1	5	1	1	1	4	1	89	59
4/12	vs. TOR	5-4	0-3	ND	4.2	8	3	3	2	0	1	73	45
4/17	vs. CLE	6-2	6-2	W	7.0	5	2	2	0	3	2	87	55
4/23	at WSH	3-4	3-3	ND	7.0	5	3	3	0	1	2	94	56
4/28	vs. NYY	4-3	4-0	W	5.0	5	0	0	1	8	0	95	59
5/3	vs. KC	0-4	0-2	L	6.0	4	2	2	2	4	1	79	53
TOTALS					3-2	39.0	36	13	13	8	21	590	372 (63.1%)

TOMORROW'S STARTER: RHP KYLE GIBSON (0-1, 14.09)

LAST TIME OUT: Made his second start of the season on May 4 vs. KC...Did not factor in the decision after allowing three runs on five hits (1 HR) and one walk with three strikeouts in 4.0 innings...Has failed to complete 5.0 innings in his last three starts since September 20, 2024 vs. Cleveland (w/STIL).

vs. LOS ANGELES-AL: Will be making his 16th career start against the Angels...Has gone 4-5 with a 5.83 ERA (54 ER/83.1 IP) on 87 hits (11 HR), 34 walks (1 IBB), and three hit batters with 60 strikeouts against the Halos...Has completed 6.0 innings against Los Angeles-AL once in his last five outings against the club, which was his last start on September 6, 2023 at Angel Stadium (W: 6.0 IP, 6 H, 3 R, 1 HR, 2 BB, 3 K).



PITCHER	LAST OUTING	DEC.	IP	H	R	ER	BB	K	RETIRED/1 ST BF	IR/SCORED	SV/OPP	INNINGS-HIGH	STRIKEOUTS-HIGH
Akin	5/7 at MIN	ND	1.0	1	1	1	0	1	11/16	4/1	--	2.0 (4/5 at KC)	3 (2x, last: 4/30 vs. NYY)
Baker	5/7 at MIN	ND	1.0	1	0	0	0	1	11/16	9/1	--	1.2 (3/30 at TOR)	4 (3/30 at TOR)
Bautista	5/2 vs. KC	SV	1.0	0	0	0	0	1	8/10	2/0	6/6	1.0 (10x, last: 5/2 vs. KC)	3 (3/29 at TOR)
Cano	5/8 at MIN	L	0.1	0	2	2	2	1	9/14	6/3	0/1	1.1 (4/13 vs. TOR)	2 (2x, last: 4/7 at AZ)
Domínguez	5/7 at MIN	ND	1.0	1	1	1	1	1	8/13	8/0	--	1.1 (2x, last: 4/26 [G2] at DET)	2 (4/4 at KC)
Pérez	5/6 at MIN	ND	0.1	0	2	1	1	1	6/13	6/3	--	2.0 (2x, last: 4/20 vs. CIN)	3 (3x, last: 4/26 [G1] at DET)
Selby	4/26 (G2) at DET	ND	1.0	0	0	0	0	2	2/2	-/-	--	1.0 (2x, last: 4/26 [G2] at DET)	2 (2x, last: 4/26 [G2] at DET)
Soto	5/8 at MIN	ND	0.2	2	1	1	1	2	10/15	8/2	--	1.2 (4/4 at KC)	3 (2x, last: 4/2 vs. BOS)
2025 TOTALS	5.36 ERA	4-5	131.0	150	85	78	64	132	83/126	55/16	6/7	3.2 (Morton, 4/26 [G2] at DET)	4 (Baker, 3/30 at TOR)

45 • KEEGAN AKIN • LHP

0-0 • 3.18 ERA • 17 G (1 GS)

WHIP: 1.29

K/9: 10.06

BB/9: 4.24

vs. ALL: .222 (14-for-63)

vs. LHB: .259 (7-for-27)

vs. RHB: .194 (7-for-36)

⚡ Made his team-leading 17th appearance on 5/7 at MIN, allowing one run on one hit (1 HR) with one strikeout...Entered with a runner on first base, who scored on a pinch-hit two-run home run from Harrison Bader

⚡ Has been charged with a run in five of his last 14 games since the start of April

⚡ His 18 strikeouts lead all O's relievers

⚡ Opponents are 0-for-14 with six strikeouts against his changeup

⚡ Righties opened the season batting .077 (1-for-13) with one extra-base hit through 4/8, but are hitting .261 (6-for-23) with two doubles and a home run since

⚡ Made his first start of the season on 4/26 (G2) at DET, walking one batter and punching out one in 1.2 innings...Was his first start since 5/31/23 vs. CLE (1.0 IP, 2 H, ER, K)...His 31 pitches in the start matched a season high (also 4/5 at KC)

⚡ Allowed a home run to BOS' Triston Casas on 4/3, his first conceded to a left-handed hitter since 6/12/24 vs. ATL (Matt Olson)

43 • BRYAN BAKER • RHP

2-0 • 2.40 ERA • 16 G

WHIP: 1.20

K/9: 10.20

BB/9: 3.00

vs. ALL: .245 (13-for-53)

vs. LHB: .273 (6-for-22)

vs. RHB: .226 (7-for-31)

⚡ Tossed 1.0 scoreless inning on one hit with one strikeout on 5/7 at MIN

⚡ Has allowed three home runs in his last five games after totaling three in his previous 30 games from 6/13/24-4/26/25 (G1)...Surrendered a career-high two homers on 5/4 vs. KC

⚡ Both of the home runs on 5/4 vs. KC came off his slider...Prior to that outing, opponents were 2-for-13 (.154) with one extra-base hit (2B) off the offering

⚡ Has stranded eight of nine inherited runners this season...The eight stranded runners are tied with Seranthony Domínguez for the team lead

⚡ Earned the win on 4/12 vs. TOR, his first since 6/20/24 at NYY

⚡ Notched season highs in innings (1.2) and strikeouts (4) on 3/30 at TOR

74 • FÉLIX BAUTISTA • RHP

0-0 • 6 SV • 1.80 ERA • 10 G

WHIP: 1.10

K/9: 10.80

BB/9: 5.40

vs. ALL: .143 (5-for-35)

vs. LHB: .158 (3-for-19)

vs. RHB: .125 (2-for-16)

⚡ Converted his sixth save of the year on 5/2 vs. KC after pitching a perfect ninth inning with one strikeout...Has not issued a walk in five straight appearances after allowing at least one free pass in four of five outings to open the season...Has recorded a save in a career-high-tying five consecutive appearances (6/8-20/23)

⚡ His average fastball velocity (97.2 mph) ranks in the 91st percentile, despite being down 2.3 mph from his career-high 99.5 mph average in 2023

⚡ His 0.4 bWAR leads all Oriole relievers

⚡ Only one of his 23 batted balls have been barreled (Bichette, 3/29 at TOR)

⚡ Owns a 65.2 percent ground ball rate, up 28.8 percent from 2023 (36.4%)

⚡ Recorded his first save of the year on 4/12 vs. TOR (1.0 IP, 2 BB, K)...Marked his first save since 8/24/23 vs. TOR, spanning 597 days

⚡ Opponents are 1-for-15 (.067) with nine strikeouts against hit split-finger

⚡ Made his season debut on 3/29 at TOR, completing a scoreless ninth inning on one hit and one walk with three strikeouts...Marked his first major league game since 8/25/23 vs. COL (582 days)

⚡ His 54 career saves are the second most by an O's reliever through his first 131 career appearances, behind Gregg Olson (58)

⚡ Missed the 2024 season recovering from right elbow ulnar collateral ligament reconstruction (Tommy John), performed on 10/9/23...Underwent a right elbow debridement and an ulnar nerve transposition on 2/10/24

78 • YENNIER CANO • RHP

0-2 • 3.00 ERA • 14 G

WHIP: 1.25

K/9: 8.25

BB/9: 2.25

vs. ALL: .267 (12-for-45)

vs. LHB: .316 (6-for-19)

vs. RHB: .231 (6-for-26)

⚡ Suffered his second straight loss on 5/8 at MIN (also 5/4 vs. KC) after allowing two runs on two walks with one strikeout in 0.1 inning...Walked the leadoff batter in the eighth inning of a tie game and later issued a one-out walk before being removed from the game...Both runs scored after he left...Issued two walks in a game for the first time this season...Entered the game with a 2.2 percent walk rate, which was 10th in MLB (min. 25 BF)

⚡ Has lost consecutive appearances for the first time in his career

⚡ Has allowed multiple runs in back-to-back outings for the second time in his career (also 7/27-9/10/22)...Had not allowed an earned run in his first 12 appearances of the year

⚡ Eight of his 11 strikeouts on the year have come via his changeup, but opponents are batting .364 (8-for-22) off the pitch

⚡ Owns a career-high 38.3 percent chase rate, which ranks in the 97th percentile

⚡ Surrendered his first barreled balls of the season on 5/4 vs. KC, back-to-back solo home runs by Bobby Witt Jr. and Vinnie Pasquantino...Prior to the outing, none of his 29 batted balls on the year had been barreled...His 32.4 percent hard-hit rate is down 11.0 percent from last season (43.4%)

⚡ Suffered his first blown save of the year on 4/13 vs. TOR, allowing an inherited runner to score in the eighth inning

56 • SERANTHONY DOMÍNGUEZ • RHP

2-0 • 4.63 ERA • 13 G

WHIP: 1.46

K/9: 9.26

BB/9: 6.17

vs. ALL: .231 (9-for-39)

vs. LHB: .385 (5-for-13)

vs. RHB: .154 (4-for-26)

⚡ Charged with a run on one hit and one walk with one strikeout on 5/7 at MIN...Worked a scoreless sixth inning before walking the leadoff batter in the seventh, who later scored on a home run after he left the game

⚡ Has allowed six runs over his last four appearances (3.1 IP)...Had not allowed a run in his first nine games before this stretch

⚡ Spun a season-high-tying 1.1 innings on 4/26 (G2) at DET, allowing three runs on two hits and one walk with one strikeout...Snapped a streak of 10 consecutive appearances without allowing a run dating back to 9/29/24, his longest such stretch since 5/15-6/16/24 (11 G)...Marked his first outing with three runs surrendered since 7/14/24 vs. OAK with PHI (4 R)

⚡ Allowed a hit on 4/19 vs. CIN, snapping a career-high-tying streak of seven consecutive hitless outings from 3/29-4/17/25

⚡ Surrendered two barreled balls on 4/3 at KC to Vinnie Pasquantino and Bobby Witt Jr. (both HR), his first of the season...Prior to that outing, none of his 20 batted balls on the year had been barreled

58 • CIONEL PÉREZ • LHP

0-0 • 9.20 ERA • 13 G

WHIP: 2.32

K/9: 9.82

BB/9: 7.36

vs. ALL: .355 (22-for-62)

vs. LHB: .261 (6-for-23)

vs. RHB: .410 (16-for-39)

⚡ Allowed two runs (1 ER) on one walk with one strikeout in 0.1 innings on 5/6 at MIN...The first batter reached on an error before he left with two runners on following a walk...Both runners scored after a three-run home run

⚡ Has surrendered a run in nine of 13 appearances this season and multiple runs in four of those games

⚡ His 2.32 WHIP is the fourth highest among all qualified AL relievers and seventh highest in MLB...His .355 (22-for-62) opponent batting average is the fifth highest in the AL (min. 50 BF)

⚡ Notched his fourth career perfect outing of 2.0+ innings on 4/18 vs. CIN (last: 7/29/23 vs. NYY, 2.0 IP)

⚡ His home run allowed to Tyler Heineman on 3/30 at TOR snapped a streak of 104 consecutive games without allowing a home run since 6/3/23, the longest such streak in Orioles history and the longest in MLB since KC's Wade Davis (123 G, 9/4/13- 7/28/15)...His streak of 87.2 straight homerless innings was the second longest in team history behind only Gregg Olson (114.2 IP) from 4/18/89-6/20/90

⚡ Opponents are 10-for-22 (.455) against his sinker

60 • COLIN SELBY • RHP

0-0 • 9.00 ERA • 2 G

WHIP: 1.50

K/9: 18.00

BB/9: 0.00

vs. ALL: .333 (3-for-9)

vs. LHB: .429 (3-for-7)

vs. RHB: .000 (0-for-2)

⚡ Recalled from Triple-A Norfolk yesterday...Will be his third stint with the Orioles, joining 4/9-14 and 4/26

⚡ Last pitched for the Tides on 5/4 at Charlotte (1.0 IP, 2 H, 2 K)...Has a 6.14 ERA (5 ER/7.1 IP) with seven hits (2 HR), three walks, and 11 strikeouts in seven Triple-A games this season...Four of the five runs came on 4/30 at Charlotte

⚡ Tossed 1.0 perfect inning with two strikeouts on 4/26 (G2) at DET...Was added as the 27th man prior to game two, before being returned following the game...Allowed two runs on three hits (1 HR) in 1.0 inning in his only other MLB game this year on 4/9 at AZ

⚡ Appeared in three games for the O's last season after being acquired from KC in exchange for cash considerations...Did not allow a run in the three appearances

65 • GREGORY SOTO • LHP

0-1 • 4.85 ERA • 15 G

WHIP: 1.62

K/9: 10.38

BB/9: 4.15

vs. ALL: .288 (15-for-52)

vs. LHB: .200 (4-for-20)

vs. RHB: .344 (11-for-32)

⚡ Charged with one run on two hits and a walk with two strikeouts in 0.2 inning on 5/8 at MIN...Entered with two runners on and one out in the eighth inning of a tie game and got a strikeout before allowing a two-run double to Brooks Lee...Lee later scored on a Ty France single...Lee's double was the first barreled ball surrendered by Soto...Had not allowed an inherited runner to score (6 IR)

⚡ Opponents are 12-for-31 (.387) off him in his last nine outings since 4/13 after going 3-for-21 (.143) in his first six appearances of the season

⚡ Has a 9.00 ERA (7 ER/7.0 IP) in the last nine games after working six scoreless appearances (6.0 IP) to begin the year

⚡ Has not surrendered a home run in 21 straight appearances (17.0 IP) since 9/18/24

⚡ Has increased his first pitch strike percentage to 65.6 from 59.1 in 2024 (+6.5%)

ORIOLES PUBLIC RELATIONS DEPARTMENT 333 W. CAMDEN ST., BALTIMORE, MD 21201 410-547-6150 @ORIOLESPR

15 • DYLAN CARLSON • OF (S)	.000 • 0 HR • 2 RBI
Current Streak: 0-for-last-15 (since 3/31)	2025 High: --
5/6 at MIN: 0-3, 2 K	Road Trip: 1 G, 0-3, 2 K

- Looking for his first big-league hit since recording a 2024 season-high three knocks on 9/24 at BOS (3-for-4, RBI)
- Recalled from Triple-A Norfolk prior to the 4/26 doubleheader at DET...Marks his second stint with the O's this season
- Made his Orioles debut on 3/31 vs. BOS as a pinch-hitter in the sixth inning after being recalled from Triple-A earlier that day...Was optioned on 4/4
- Slashing .286/.418/.381 (18-for-63) with three doubles, one homer, 11 RBI, and 15 walks through 18 games with the Tides

98 • MAVERICK HANDLEY • C (R)	.143 • 0 HR • 0 RBI
Current Streak: 1 G (1-3; since 5/8)	2025 High: 1 G (5/8)
Last Game: 1-3, 2 K	Road Trip: 1 G, 1-3, 2 K

- Recorded his first major league hit yesterday at MIN, a single up the middle in the fourth inning...Also made his second career major league start
- Made his MLB debut on 4/29 vs. NYY, entering as a defensive replacement in the sixth inning...Struck out in both of his at bats...Was the first position player to make their debut for the Orioles this season...Had his contract selected from Triple-A Norfolk on 4/28
- Batting .346/.433/.558 (18-for-52) with six doubles, one triple, one home run, 11 runs scored, five RBI, eight walks, and two stolen bases in 15 games with the Tides... At the time of his promotion, his average ranked sixth while his slugging and OPS were both 10th in the International League (min. 50 AB)

2 • GUNNAR HENDERSON • INF (L)	.250 • 3 HR • 5 RBI
Current Streak: 2 G (2-9; since 5/7)	2025 High: 9 G (4/26 [G1]-5/4)
Last Game: 1-5, 2 K	Road Trip: 3 G, 2-12, R, BB, 4 K

- Has reached safely in 14 straight games after singling yesterday at MIN, the longest active streak among O's batters...The 14-gamer is the third longest of his career, trailing a 16-gamer from 7/1-20/23 and a 36-gamer from 5/22-6/29/24
- Owens a team-high (min. 10 G) .353 batting average (18-for-51) with four doubles, three triples, and four homers in 13 career games against the Angels
- Had his team-high nine-game hitting streak snapped on Tuesday at MIN...The nine-game stretch was the third longest of his career, the longest since his career-best 14-game run from 6/6-21/24, and the longest by an Oriole since Colton Cowser's 17-gamer from 7/19-8/4/24
- Is batting .300 (6-for-20) with three extra-base hits (2 2B, HR) on offspeed pitches, compared to 4-for-29 (.138) with a double and triple on breaking pitches
- His 94.4 mph average exit velocity ranks fourth in the AL, behind NYY's Aaron Judge (95.4), BOS' Rafael Devers (95.2), and TB's Jonathan Aranda (94.6), and seventh in MLB...44 of his 83 batted balls (53.0%) have been hard hit (95+ mph), tops on the O's

7 • JACKSON HOLLIDAY • INF (L)	.260 • 4 HR • 11 RBI
Current Streak: 1 G (1-5; since 5/8)	2025 High: 6 G (4/28-5/6)
Last Game: 1-5, R, K	Road Trip: 3 G, 2-12, R, BB, 4 K, CS

- Had his career-high six-game hitting streak snapped on Wednesday at MIN...Slashing .333/.409/.487 (13-for-39) with two homers, seven runs scored, three RBI, three walks, two hit-by-pitches, and one stolen base over his last 13 games
- Recorded his first career multi-home run game after homering in the second and third innings on Sunday vs. KC...At 21 years, 151 days old, he is the third-youngest Oriole with a multi-homer game behind Manny Machado (20y, 82d & 20y, 35d) and Boog Powell (20y, 271d & 20y, 258d)
- Has a 19.7 percent strikeout rate over his last 18 games (13 K, 66 PA) after having a 27.3 percent mark (12 K, 44 PA) through his first 12 games...Had a 33.2 percent clip in 2024
- Has decreased his whiff rate from 34.1 percent in 2024 to 22.6 this season (-11.5%)
- Slashing .419/.550/.710 (13-for-31) with one double, one triple, and two homers when ahead in the count compared to .161/.161/.161 (5-for-31) with no extra-base hits when behind in the count
- His 28.8 ft./sec. sprint speed ranks second among all AL second basemen, trailing only LAA's Kyren Paris (29.0 ft./sec.)
- Has five multi-hit efforts in 31 games this year after having six over 60 games in 2024
- Hit his second career grand slam on 4/16 vs. CLE (also 7/31/24 vs. TOR)...Marked the first O's grand slam of the year...At 21 years, 133 days old, became the youngest player in Orioles/Browns franchise history at the time of his second career grand slam, surpassing Cal Ripken, Jr. (22y, 323d), per [@SlangsOnSports](#)

13 • HESTON KJERSTAD • OF (L)	.213 • 3 HR • 13 RBI
Current Streak: 0-for-last-5 (since 5/7)	2025 High: 4 G (3/31-4/5)
Last Game: 0-4, 3 K	Road Trip: 3 G, 3-11, RBI, 6 K

- Tallied his fourth multi-hit effort of the season on Wednesday at MIN and drove in one of BAL's two runs...Has hit safely in five of his last seven games since 4/30, going 7-for-24 and recording two multi-hit games
- Slashing .256/.286/.487 (10-for-39) with runners on base compared to .182/.224/.236 (10-for-55) with the bases empty this season
- Has produced a .208 average (10-for-48) and .292 slugging percentage against fastballs this season despite owning a .300 xBA and .561 xSLG against the pitch
- Launched a 407-foot, two-run homer in the eighth inning on 4/18 vs. CIN...Marked the second time homering in back-to-back games in his career (also 6/27-29/24, 2 G)... Had multiple RBI in three straight games for the first time in his career from 4/16-18

12 • RAMÓN LAUREANO • OF (R)	.213 • 4 HR • 7 RBI
Current Streak: 2 G (3-7; since 5/7)	2025 High: 3 G (4/19-24)
Last Game: 1-3, 2B, R, BB	Road Trip: 2 G, 3-7, 2 2B, HR, 3 R, RBI, BB, K

- Blasted his fourth homer of the season on Wednesday at MIN, a solo shot in the third inning...Nine of his last 10 homers since 8/17/24, have been off right-handed pitchers...Marked his second multi-run game of the season (4/19 vs. CIN) after totaling just one such performance in 2024
- His three outfield assists are tied for fourth in the AL and ninth in MLB...Since 2018, his 52 outfield assists are tied for third in MLB...Baltimore has nine outfield assists this season, third most in MLB behind Cleveland (13) and Los Angeles-NL (11)
- After entering as a defensive replacement (Kjerstad HBP) in the third inning on 4/19 vs. CIN, became the fifth player in Orioles history to hit two home runs off the bench (last: Mancini, 6/7/17 vs. PIT)...Was the first MLB reserve to record a multi-homer game since STL's Richie Palacios (9/12/23 at BAL)...Marked his fifth career multi-homer game (last: 6/30/22 at SEA w/ OAK)

3 • JORGE MATEO • INF/OF (R)	.143 • 0 HR • 0 RBI
Current Streak: 0-for-last-4 (since 4/29)	2025 High: 2 G (4/27-29)
5/3 vs. KC: 0-3	Homestand: 2 G, 1-6, 2B, 2 K

- Has gone a career-high-tying 26 straight games without an RBI since 6/23/24 (also 5/17-7/8/21)
- Swiped two bases on 4/27 at DET, his second multi-steal effort of the year and 15th of his career...His five stolen bases are tied for the team lead (Mullins)...His 85 stolen bases since 2022 rank sixth in the AL
- Doubled in the fifth inning on 4/15 vs. CLE, his first hit of the year...Snapped an 0-for-17 hitless streak dating back to 7/23/24
- Swiped second and third base after entering as a pinch runner in the eighth on 4/8 at AZ...Marked the first time an Oriole has done so since Cedric Mullins on 5/23/24 at CWS and the seventh time Mateo has done so in his career (last: 4/22/24 at LAA)

6 • RYAN MOUNTCASTLE • INF (R)	.209 • 2 HR • 11 RBI
Current Streak: 4 G (4-15; since 5/4)	2025 High: 4 G (2x, last: current streak)
Last Game: 1-3, 2B, RBI, K	Road Trip: 3 G, 3-11, 2 2B, 2 RBI, 3 K

- Has hit safely in a season-high-tying four straight games (3/30-4/3), six of his last seven games, and doubled three times over his last six games...Has doubled three times in a six game span for the first time since 8/16-21/24 (also 3 2B)...Has also driven in six of his 11 RBI on the year since 4/29 vs. NYY
- On Friday vs. KC, registered his first multi-hit game since 4/13 vs. TOR (also 2 H)
- On 4/30 vs. NYY, snapped an 0-for-18 skid with a two-run homer in the second inning...Marked his first multi-RBI game since 4/7 at AZ (2 RBI)
- Has four home runs in his last 102 games (89 GS) since 6/8/24...Homered in the second inning on 4/13 vs. TOR, snapping a career-long 41-game home run drought since 7/29/24 (G1) vs. TOR
- His 75.1 mph average bat speed ranks in the top 10 percent of MLB
- Entered the game on 4/23 at WSH as a pinch-hitter in the seventh inning and reached base safely twice (1B, HBP)
- His single on 3/30 at TOR off Chris Bassitt was 116.7 mph...Marked the fifth hardest by an Oriole in the *Statcast* era (since 2015) and the hardest since Mark Trumbo on 4/28/17 at NYY (118.5)

31 • CEDRIC MULLINS • OF (L)	.237 • 7 HR • 21 RBI
Current Streak: 0-for-last-10 (since 5/4)	2025 High: 6 G (4/18-24)
Last Game: 0-0 (Def. in 8 th)	Road Trip: 3 G, 0-8, 4 K

- Is 2-for-29 since 4/29 after hitting .292 (26-for-89) through his first 26 games this year
- Snapped an 0-for-14 skid with his seventh home run of the season on Sunday vs. KC, a game-tying solo shot to center field in the fifth inning...Marked his first extra-base hit in a season-high 11 straight games
- Has reached base safely in 16 of his last 21 games with an at-bat since 4/12, including hits in 13 of the contests
- Is averaging 4.36 pitches per plate appearance, the fourth-highest mark in the AL behind BOS' Rafael Devers (4.40), KC's Jonathan India (4.42), and TB's Jonathan Aranda (4.44)
- Has reached base safely at least three times in eight games, tied for sixth in the AL
- His five multi-walk efforts are tied for the second most in the AL, behind DET's Zach McKinstry...Currently owns a career-high 14.3 percent walk rate after never having a walk rate above 9.5 percent (2023) in his career
- Hit his second leadoff homer of the season on 4/19 vs. CIN...Ranks second in franchise history with 18 leadoff homers behind Brady Anderson (44)

32 • RYAN O'HEARN • INF/OF (L)	.305 • 7 HR • 14 RBI
Current Streak: 2 G (3-7; since 5/7)	2025 High: 5 G (4/13-19)
Last Game: 1-3, HBP	Road Trip: 3 G, 3-10, BB, HBP, K

- Notched his team-leading ninth multi-hit game of the season on Wednesday at MIN...Has tallied multi-hit efforts in three of his six games this month
- Slashing .333/.405/.515 (11-for-33) with three doubles and one homer in 13 career games against the Angels
- Hit five homers in April, marking the third time in his career hitting 5+ HR in a calendar month (August 2018 - 6 HR & September 2018 - 5 HR)
- Has reached base safely in 21 of 23 games since 4/4...Had a 10-game on-base streak from 4/4-19, tied for the second longest of his career (also 9/3-14/18), trailing a 15-gamer (6/15-7/3/24)
- Has increased his hard-hit rate to 52.5 percent from 40.1 in 2024 (+12.4%)...Ranks among MLB leaders in xBA (91st, .306), hard-hit rate (91st), and squared-up rate (90th, 33.7%)
- His seven pinch-hit knocks last season were the most by an Oriole since 2014 (10, Delmon Young) and ranked fourth in the AL...His 28 pinch-hit hits since 2019 are fourth most among MLB hitters behind CWS' Austin Slater (40), SEA's Donovan Solano (35), and SF's Wilmer Flores (31)

9 • TYLER O'NEILL • OF (R)	.215 • 2 HR • 10 RBI
Current Streak: 0-8 (since 4/22)	2025 High: 2 G (2x, last: 4/4-5)
4/23 at WSH: 0-4, RBI, 3 K	Road Trip: --

- Reinstated from the 10-day Injured List prior to tonight's game after dealing with neck inflammation...Appeared in two rehab games with Triple-A Norfolk, going 2-for-6 with an RBI and a walk
- His four assists are tied with for the third most among all MLB outfielders...Prior to going on the Injured List, his four assists were tied with CLE's Steven Kwan for the most in MLB...Has registered the four assists in 18 games after having four in 113 contests last year
- Led off the fourth inning on 4/13 vs. TOR with a solo home run, his second homer of the season and first as an Oriole at Camden Yards
- His eight hits through his first four games were the most by an Oriole through his first four games with the club since Jose Iglesias in 2020 (also 8)
- Tied a career high with four hits on 3/31 vs. BOS (also: 8/6/21 vs. KC w/STL)
- Homered for a sixth consecutive Opening Day on 3/27 at TOR, an MLB record... Reached base safely a career-high five times, becoming the first player to reach base safely five times in his first game with the club in team history (since 1954)

26 • EMMANUEL RIVERA • INF (R)	.400 • 0 HR • 2 RBI
Current Streak: 4 G (6-13; since 5/2)	2025 High: 4 G (current streak)
Last Game: 3-4, 2 2B, RBI, K	Road Trip: 2 G, 4-7, 2 2B, RBI, 2 K

- Tallied his first multi-hit game of the season yesterday at MIN...Marked his first game of at least three hits since 9/28/24 at MIN and his second career multi-double game (8/11/22 vs. PIT w/ AZ)...Has hit safely in four of his five games this season
- On 5/2 vs. KC, tallied his first big-league RBI since 9/28/24 at MIN
- Made his season debut on 4/29 vs. NYY...Had his contract selected from Triple-A Norfolk on 4/28
- Slashing .308/.370/.338 (20-for-65) with two doubles, five runs scored, 13 RBI, six walks, one hit-by-pitch, and one stolen base in 17 games with the Tides
- Opened the year on the Norfolk 7-day Injured List...Reinstated on 4/4 and made his season debut that day at Charlotte
- Dealt with a shoulder injury in Spring Training and did not appear in a game after 3/13...Reassigned to minor league camp on 3/24

35 • ADLEY RUTSCHMAN • C (S)	.210 • 4 HR • 10 RBI
Current Streak: 0-for-last-3 (since 5/7)	2025 High: 8 G (4/3-13)
Last Game: 0-1 (PH in 9 th)	Road Trip: 3 G, 1-8, BB, 2 K

- Has drawn a walk in 11 of his last 18 games since 4/17, registering 11 walks against 13 strikeouts during that stretch
- Slashing .269/.321/.558 (14-for-52) in 14 day games this season compared to a .164/.309/.179 (11-for-67) line across 20 night games
- His 38.3 percent squared-up rate ranks second in the AL behind the ATH's Jacob Wilson (40.6%) and fifth in MLB...Ranks third in the AL with a 18.1 percent chase rate and fourth with a 14.8 percent whiff rate
- Owens career-highs in average exit velocity (88.8 mph) and barrel rate (8.3%)
- Reached safely in his first 14 games to begin the year, the longest season-opening streak by an Oriole since Anthony Santander (18 G, 4/8-27/22)
- Since his MLB debut on 5/21/22, ranks among all MLB primary catchers with 91 doubles (T-1st) and 432 hits (2nd)...MIL's William Contreras ranks first in hits and tied for first in doubles with Rutschman (440 H, 91 2B)



ADDITIONAL HITTER INFO														
			MULTI-HIT GAMES					MULTI-RBI GAMES						
	vs. LHP	vs. RHP	2	3	4	5	TOTAL	2	3	4	5	6+	TOTAL	
Dylan Carlson	.000	.000	-	-	-	-	-	-	-	-	-	-	-	8/16/24 vs. AZ (Nelson)
Maverick Handley	.000	.200	-	-	-	-	-	-	-	-	-	-	-	-
Gunnar Henderson	.156	.310	6	2	-	-	8	1	-	-	-	-	1	4/29/25 vs. NYY (Rodón)
Jackson Holliday	.211	.272	3	2	-	-	5	2	-	1	-	-	3	5/4/25 vs. KC (Lorenzen)
Heston Kjerstad	.100	.243	4	-	-	-	4	4	-	-	-	-	4	4/18/25 vs. CIN (Barlow)
Ramón Laureano	.154	.257	3	-	-	-	3	-	1	-	-	-	1	5/7/25 at MIN (Woods Richardson)
Jorge Mateo	.190	.000	1	-	-	-	1	-	-	-	-	-	-	6/21/24 at HOU (Hernandez)
Ryan Mountcastle	.176	.222	5	-	-	-	5	2	-	-	-	-	2	5/2/25 vs. NYY (Carrasco)
Cedric Mullins	.273	.224	5	1	-	-	6	2	-	1	1	-	4	5/4/25 vs. KC (Lorenzen)
Ryan O'Hearn	.294	.308	8	1	-	-	9	1	2	-	-	-	3	5/4/25 vs. KC (Lorenzen)
Tyler O'Neill	.095	.273	1	1	1	-	3	1	1	-	-	-	2	4/13/25 vs. TOR (Berrios)
Emmanuel Rivera	.250	.455	-	1	-	-	1	-	-	-	-	-	-	9/28/24 at MIN (Varland)
Adley Rutschman	.154	.238	3	1	-	-	4	-	1	-	-	-	1	4/20/25 vs. CIN (Wynne)

O's HITTERS															CAREER vs. LOS ANGELES ANGELS														
PLAYER	G	AB	R	H	2B	3B	HR	RBI	BB	IBB	SO	AVG	OBP	SLG	G	AB	R	H	2B	3B	HR	RBI	BB	IBB	SO	AVG	OBP	SLG	
Dylan Carlson	2	4	2	1	0	0	0	0	2	0	3	.250	.500	.250	5	13	4	2	0	0	1	2	4	0	5	.154	.353	.385	
Maverick Handley																													
Gunnar Henderson	6	21	8	10	1	2	3	9	3	0	2	.476	.556	1.143	13	51	11	18	4	3	4	12	4	0	13	.353	.414	.784	
Jackson Holliday	1	4	1	1	0	0	0	0	0	0	2	.250	.250	.250	1	4	1	1	0	0	0	0	0	0	2	.250	.250	.250	
Heston Kjerstad	1	4	0	0	0	0	0	0	0	0	3	.000	.000	.000	1	4	0	0	0	0	0	0	0	0	2	.000	.000	.000	
Ramón Laureano	6	18	3	5	1	0	3	4	2	0	5	.278	.381	.833	69	233	36	60	18	0	13	39	25	0	68	.258	.352	.502	
Jorge Mateo	4	12	4	3	2	0	0	1	2	0	3	.250	.357	.417	20	58	11	13	4	1	0	3	6	0	15	.224	.292	.328	
Ryan Mountcastle	5	15	1	5	2	0	0	4	3	0	4	.333	.400	.467	25	93	16	28	6	0	3	22	11	0	24	.301	.361	.462	
Cedric Mullins	6	22	2	2	1	0	1	4	2	0	8	.091	.200	.273	26	92	16	17	5	0	4	13	8	0	21	.185	.262	.370	
Ryan O'Hearn	4	8	2	3	2	0	0	2	2	0	1	.375	.500	.625	13	33	6	11	3	0	1	7	4	0	10	.333	.405	.515	
Tyler O'Neill	5	17	7	6	0	0	4	4	3	0	5	.353	.500	1.059	8	26	8	7	0	0	4	4	3	0	9	.269	.387	.731	
Emmanuel Rivera															6	23	3	6	1	0	0	1	1	0	11	.261	.320	.304	
Adley Rutschman	6	25	6	10	1	0	0	5	2	0	2	.400	.444	.440	16	56	13	18	3	0	2	10	12	2	6	.321	.441	.482	

O's PITCHERS															CAREER vs. LOS ANGELES ANGELS														
PLAYER	W	L	SV	G	GS	INN	H	R	ER	HR	BB	K	ERA	AVG	W	L	SV	G	GS	INN	H	R	ER	HR	BB	K	ERA	AVG	
Keegan Akin	0	0	0	2	0	1.2	0	0	0	0	1	4	0.00	.000	1	0	0	6	2	15.1	13	5	5	3	6	16	2.93	.236	
Bryan Baker															1	1	0	6	0	5.0	11	5	5	1	3	7	9.00	.423	
Félix Bautista															0	0	1	5	0	5.2	1	0	0	0	3	5	0.00	.059	
Yennier Cano	0	0	0	3	0	3.2	3	1	1	1	0	3	2.45	.231	0	0	1	6	0	6.2	3	1	1	1	0	6	1.35	.136	
Seranthony Domínguez	0	1	0	1	0	1.0	3	2	2	0	0	1	18.00	.500	0	1	0	4	0	3.2	6	2	2	0	0	4	4.91	.353	
Kyle Gibson															4	5	0	15	15	83.1	87	56	54	11	34	60	5.83	.276	
Dean Kremer	1	0	0	1	1	5.1	3	2	2	1	1	10	3.38	.158	3	0	0	4	4	20.2	15	5	5	2	7	26	2.18	.200	
Charlie Morton	1	0	0	1	1	5.1	2	1	1	0	2	7	1.69	.118	5	2	0	12	12	63.0	49	29	26	9	26	61	3.71	.214	
Cionel Pérez	0	0	0	1	0	0.0	2	2	2	0	0	0	-	1.000	0	0	0	11	0	12.0	11	4	4	0	4	13	3.00	.239	
Cade Povich																													
Colin Selby																													
Gregory Soto	0	0	1	2	0	2.0	2	0	0	0	1	2	0.00	.250	0	1	3	10	0	9.0	9	9	8	2	8	11	8.00	.265	
Tomoyuki Sugano																													

RECENT TRANSACTIONS	
5/9	Reinstated OF Tyler O'Neill (neck inflammation) from the 10-day Injured List... LHP Walter Pennington cleared outright waivers and has been assigned to Triple-A Norfolk.
5/8	Recalled RHP Colin Selby from Triple-A Norfolk...Designated RHP Matt Bowman for assignment...Optioned INF Coby Mayo ¹ to Triple-A Norfolk (postgame).
5/7	Acquired RHP Luis F. Castillo in exchange for cash considerations and optioned him to Triple-A Norfolk.
5/4	Returned RHP Chayce McDermott ¹ (right lat strain) from his rehab assignment, reinstated him from the 15-Day Injured List, and optioned him to Triple-A Norfolk.
5/3	Recalled INF Coby Mayo from Triple-A Norfolk...Placed INF Ramón Urías (right hamstring strain) on the 10-day Injured List, retroactive to 5/1.
4/29	Recalled RHP Kyle Gibson from High-A Aberdeen.
4/28	Recalled RHP Kade Strowd from Triple-A Norfolk...Selected the contracts of C Maverick Handley and INF Emmanuel Rivera from Triple-A Norfolk...Placed C Gary Sánchez (right wrist inflammation) and INF Jordan Westburg (left hamstring strain) on the 10-day Injured List...Transferred OF Colton Cowser (left thumb fracture) and RHP Grayson Rodríguez (right lat strain) to the 60-day Injured List...Claimed LHP Walter Pennington off waivers from the Texas Rangers and optioned him to Triple-A Norfolk...Optioned RHP Kade Strowd ¹ to Triple-A Norfolk (postgame).
4/27	Optioned LHP Grant Wolfram ¹ to Triple-A Norfolk (postgame)... RHP Chayce McDermott (right lat strain) began a rehab assignment with Double-A Chesapeake.
4/26	Recalled OF Dylan Carlson from Triple-A Norfolk...Placed OF Tyler O'Neill (neck inflammation) on the 10-day Injured List, retroactive to 4/24...Recalled LHP Grant Wolfram from Triple-A Norfolk (between DH games)...Added RHP Colin Selby as the 27 th man from Triple-A Norfolk (between DH games)...Optioned RHP Brandon Young to Triple-A Norfolk (between DH games)...Returned RHP Colin Selby to Triple-A Norfolk (postgame).
4/23	LHP Trevor Rogers (right knee subluxation) began a rehab assignment with Double-A Chesapeake.
4/22	Recalled RHP Brandon Young from Triple-A Norfolk...Placed RHP Cody Poteet (right shoulder inflammation) on the 15-day Injured List, retroactive to 4/21.
4/20	Traded RHP Scott Blewett for cash considerations...Recalled RHP Cody Poteet from Triple-A Norfolk...Optioned RHP Brandon Young ² to Triple-A Norfolk.
4/19	Recalled RHP Brandon Young from High-A Aberdeen...Designated RHP Scott Blewett for assignment.
4/15	Activated RHP Scott Blewett ...Optioned RHP Colin Selby ¹ to Triple-A Norfolk...Released LHP Luis González .
4/14	Claimed RHP Scott Blewett off waivers from the Minnesota Twins...Designated LHP Luis González for assignment.
4/9	Recalled RHP Colin Selby from Triple-A Norfolk...Placed RHP Zach Eflin (right lat strain) on the 15-day Injured List, retroactive to 4/8.
4/7	Acquired LHP Grant Wolfram from the Milwaukee Brewers in exchange for minor league OF Daz Cameron and cash considerations and optioned him to Triple-A Norfolk...Transferred RHP Albert Suárez (right subscapularis strain) to the 60-day Injured List.
4/5	Traded minor league INF/OF Nick Gordon to the Kansas City Royals for cash considerations.
4/4	Reinstated INF Gunnar Henderson (right intercostal strain) from the 10-day Injured List.
4/3	Optioned OF Dylan Carlson ¹ to Triple-A Norfolk (postgame).

EUTAW STREET HOME RUNS			
DATE	PLAYER (Team)	OPP. (Pitcher)	DISTANCE
4/29	Trent Grisham (NYY)	BAL (Gibson)	399 ft.
4/19	Jake Fraley (CIN)	BAL (Young)	421 ft.
2025 totals - 2 (0 by Orioles, 2 by opponents)			
*Total since 1992 - 133 (64 by Orioles, 69 by opponents)			

O's CHALLENGES			
TEAM	TOTAL	WON	LOST
Orioles	16	4	12
Opponents	6	4	2
Last by O's: 5/8 at MIN (T6)		Batter/Runner: Rivera	
Last by Opp.: 5/7 at MIN (T2)		Tag Play (HP) Tag Play (2B)	
		Out/Stands Safe/Overturned	

RECORD BY POSITION									
PLAYER	C	1B	2B	3B	SS	LF	CF	RF	DH
Dylan Carlson	-	-	-	-	-	0-3	0-1	-	-
Colton Cowser	-	-	-	-	-	2-2	-	-	-
Maverick Handley	0-2	-	-	-	-	-	-	-	-
Gunnar Henderson	-	-	-	-	9-18	-	-	-	1-1
Jackson Holliday	-	-	8-16	-	4-1	-	-	-	-
Heston Kjerstad	-	-	-	-	-	6-12	-	5-4	1-0
Ramón Laureano	-	-	-	-	-	4-6	0-1	2-3	-
Jorge Mateo	-	-	1-4	-	0-4	-	0-1	-	-
Coby Mayo	-	-	-	0-2	-	-	-	-	0-1
Ryan Mountcastle	-	11-18	-	-	-	-	-	-	0-1
Cedric Mullins	-	-	-	-	-	-	13-20	-	-
Ryan O'Hearn	-	2-4	-	-	-	-	-	2-4	7-8
Tyler O'Neill	-	-	-	-	-	1-0	-	4-12	0-1
Emmanuel Rivera	-	0-1	-	1-3	-	-	-	-	-
Adley Rutschman	11-14	-	-	-	-	-	-	-	1-6
Gary Sánchez	2-7	-	-	-	-	-	-	-	0-1
Ramón Urías	-	-	-	10-10	-	-	-	-	0-1
Jordan Westburg	-	-	4-3	2-8	-	-	-	-	3-3

RECORD BY BATTING ORDER									
PLAYER	1	2	3	4	5	6	7	8	9
Dylan Carlson	-	-	-	-	-	0-1	-	-	0-3
Colton Cowser	2-2	-	-	-	-	-	-	-	-
Maverick Handley	-	-	-	-	-	-	-	-	0-2
Gunnar Henderson	4-6	5-9	1-3	0-1	-	-	-	-	-
Jackson Holliday	-	0-1	-	-	-	2-3	0-4	5-3	5-6
Heston Kjerstad	-	-	-	-	1-1	7-5	2-7	2-3	-
Ramón Laureano	0-1	-	-	-	1-3	1-2	2-1	0-1	2-2
Jorge Mateo	-	-	-	-	-	-	-	0-3	1-6
Coby Mayo	-	-	-	-	-	-	0-2	0-1	-
Ryan Mountcastle	-	-	0-1	3-6	3-6	2-2	2-2	1-2	-
Cedric Mullins	6-11	-	1-0	1-1	3-5	0-1	2-1	-	0-1
Ryan O'Hearn	-	-	4-5	6-9	0-2	-	-	1-0	-
Tyler O'Neill	-	-	1-3	0-3	3-4	1-3	-	-	-
Emmanuel Rivera	-	-	-	-	-	-	0-1	0-2	1-1
Adley Rutschman	0-1	7-13	5-6	-	-	-	-	-	-
Gary Sánchez	-	-	-	-	0-1	0-2	1-2	1-3	-
Ramón Urías	-	-	-	0-1	-	0-2	3-1	3-5	4-2
Jordan Westburg	1-2	1-0	1-5	3-2	2-1	0-2	1-2	-	-

2025 BY THE NUMBERS			
	HOME	AWAY	TOTAL
Overall	8-9	5-14	13-23
MONTH	HOME	AWAY	TOTAL
March (5)	1-0	2-2	3-2
April (26)	6-7	3-9	9-16
May (27)	1-2	0-3	1-5
June (27)	-	-	-
July (24)	-	-	-
August (28)	-	-	-
September (25)	-	-	-
TOTAL (162)	8-9	5-14	13-23
DAY OF WEEK	HOME	AWAY	TOTAL
Monday (14)	2-0	1-0	3-0
Tuesday (24)	0-2	0-3	0-5
Wednesday (24)	2-1	0-3	2-4
Thursday (18)	1-1	2-1	3-2
Friday (26)	1-1	0-2	1-3
Saturday (28)	2-1	2-2	4-3
Sunday (27)	0-3	0-3	0-6
TOTAL (162)	8-9	5-14	13-23
VS. AL EAST	HOME	AWAY	TOTAL
Boston Red Sox (13)	1-2	-	1-2
New York Yankees (13)	2-1	-	2-1
Tampa Bay Rays (13)	-	-	-
Toronto Blue Jays (13)	1-1	2-2	3-3
TOTAL (52)	4-4	2-2	6-6
VS. AL CENTRAL	HOME	AWAY	TOTAL
Chicago White Sox (7)	-	-	-
Cleveland Guardians (7)	2-1	-	2-1
Detroit Tigers (6)	-	0-3	0-3
Kansas City Royals (6)	1-2	1-2	2-4
Minnesota Twins (6)	-	0-3	0-3
TOTAL (32)	3-3	1-8	4-11
VS. AL WEST	HOME	AWAY	TOTAL
Houston Astros (7)	-	-	-
Los Angeles Angels (6)	-	-	-
Oakland Athletics (6)	-	-	-
Seattle Mariners (6)	-	-	-
Texas Rangers (7)	-	-	-
TOTAL (32)	-	-	-
VS. NL EAST	HOME	AWAY	TOTAL
Atlanta Braves (3)	-	-	-
Miami Marlins (3)	-	-	-
New York Mets (3)	-	-	-
Philadelphia Phillies (3)	-	-	-
Washington Nationals (4)	-	1-2	1-2
TOTAL (16)	-	1-2	1-2
VS. NL CENTRAL	HOME	AWAY	TOTAL
Chicago Cubs (3)	-	-	-
Cincinnati Reds (3)	1-2	-	1-2
Milwaukee Brewers (3)	-	-	-
Pittsburgh Pirates (3)	-	-	-
St. Louis Cardinals (3)	-	-	-
TOTAL (15)	1-2	-	1-2
VS. NL WEST	HOME	AWAY	TOTAL
Arizona Diamondbacks (3)	-	1-2	1-2
Colorado Rockies (3)	-	-	-
Los Angeles Dodgers (3)	-	-	-
San Diego Padres (3)	-	-	-
San Francisco Giants (3)	-	-	-
TOTAL (15)	-	1-2	1-2

BALTIMORE ORIOLES - WALK-OFF AND MISC. HOME RUNS

Baltimore Orioles Walk-off Wins							
Date	Score	Batter/Runner	Action	RBI	Pitcher	INN	OUTS
-	-	-	-	-	-	-	-
Opponent Walk-off Wins							
Date	Score	Batter/Runner	Action	RBI	Pitcher	INN	OUTS
-	-	-	-	-	-	-	-
Baltimore Orioles Back-to-Back Home Runs							
Date	Score	Batters	Pitcher	INN	OUTS		
4/19	CIN 5 @ BAL 9	Ramón Laureano/Jordan Westburg	Carson Spiers	7	2		
4/19	CIN 5 @ BAL 9	Cedric Mullins/Gunnar Henderson	Hunter Greene	1	0		
3/27	BAL 12 @ TOR 2	Adley Rutschman/Jordan Westburg	Yariel Rodríguez	8	1		
Opponent Back-to-Back Home Runs							
Date	Score	Batters	Pitcher	INN	OUTS		
5/4	KC 11 @ BAL 6	Bobby Witt Jr./Vinnie Pasquantino	Yennier Cano	7	1		
4/29	NYY 15 @ BAL 3	Trent Grisham/Aaron Judge/Ben Rice	Kyle Gibson	1	0		
4/17	CLE 2 @ BAL 6	Daniel Schneemann/Austin Hedges	Tomoyuki Sugano	3	0		
4/9	BAL 0 @ AZ 9	Pavin Smith/Josh Naylor	Dean Kremer	5	1		
Baltimore Orioles Grand Slams							
Date	Score	Batter	Pitcher	INN	OUTS		
4/16	CLE 1 @ BAL 9	Jackson Holliday	Gavin Williams	2	1		
Opponent Grand Slams							
Date	Score	Batter	Pitcher	INN	OUTS		
4/20	CIN 24 @ BAL 2	Noelvi Marte	Jorge Mateo	8	2		
Baltimore Orioles Inside-the-Park Home Runs							
Date	Score	Batter	RBI	Pitcher	INN	OUTS	
-	-	-	-	-	-	-	
Opponent Inside-the-Park Home Runs							
Date	Score	Batter	RBI	Pitcher	INN	OUTS	
-	-	-	-	-	-	-	
Baltimore Orioles Pinch-Hit Home Runs							
Date	Score	Batter	RBI	Pitcher	INN	OUTS	
-	-	-	-	-	-	-	
Opponent Pinch-Hit Home Runs							
Date	Score	Batter	RBI	Pitcher	INN	OUTS	
5/7	BAL 2 @ MIN 5	Harrison Bader	2	Keegan Akin	7	1	
Baltimore Orioles Leadoff Home Runs							
Date	Score	Batter	Pitcher				
4/19	CIN 5 @ BAL 9	Cedric Mullins	Hunter Greene				
4/3	BOS 8 @ BAL 4	Cedric Mullins	Tanner Houck				
3/29	BAL 9 @ TOR 5	Colton Cowser	Max Scherzer				
Opponent Leadoff Home Runs							
Date	Score	Batter	Pitcher				
4/29	NYY 15 @ BAL 3	Trent Grisham	Kyle Gibson				
4/23	BAL 3 @ WSH 4	James Wood	Tomoyuki Sugano				

LAST TIME IT HAPPENED	
BATTING	
Eutaw St. Home Run	Gunnar Henderson, 8/14/24 vs. WSH (Herz)
Opponent	Trent Grisham, 4/30/25 vs. NYY (Gibson)
Second Deck Home Run in LF at OPACY	Austin Hays, 6/7/22 vs. CHC (Mills)
Opponent	Pete Alonso, 9/2/20 vs. NYM (Means)
Grand Slam	Jackson Holliday, 4/16/25 vs. CLE (Williams)
Two Grand Slams in One Game	Reimold, Clevenger, 9/11/15 vs. KC (Herrera, Chamberlain)
Pinch-Hit Home Run	Ryan O’Hearn, 6/6/24 at TOR (García)
Pinch-Hit Walk-Off Home Run	Nolan Reimold, 7/24/16 vs. CLE (Allen)
Pinch-Hit Grand Slam	Dwight Evans, 7/26/91 vs. OAK (Nelson)
Inside the Park Home Run	Jorge Mateo, 8/20/23 at OAK (Sears)
LH & RH Home Run, Same Game	Anthony Santander, 8/7/24 at TOR (Francis, Yarbrough)
Individual 2-Home Run Game	Jackson Holliday, 5/4/25 vs. KC (Lorenzen)
Individual 3-Home Run Game	Ryan Mountcastle, 6/19/21 vs. TOR (Manoah, Kay)
Individual 4-Home Run Game	Never
Home Run in Consecutive Games	Cedric Mullins, 4/18-19/25 vs. CIN
Home Run in 3 Consecutive Games	Jackson Holliday, 8/4-7/24 at CLE, at TOR
Home Run in 4 Consecutive Games	Gunnar Henderson, 5/17-20/24 vs. SEA, at STL
Home Run in 5 Consecutive Games	Jonathan Schoop, 7/22-27/18 vs. TOR, BOS, TB
Home Run in 6 Consecutive Games	Chris Davis, 9/26-10/2/12 vs. TOR, BOS, TB
4-Home Run Game, Team	5/4/25 vs. KC
5-Home Run Game, Team	4/19/25 vs. CIN
6-Home Run Game, Team	3/27/25 at TOR
7-Home Run Game, Team	6/2/16 vs. BOS
8+-Home Run Game, Team	6/16/15 vs. PHI (8)
10+-Run Game, Team	3/27/25 at TOR (12)
15+-Run Game, Team	6/20/24 at NYY (17)
20+-Run Game, Team	9/28/00 vs. TOR (23)
Back-to-Back HR	Laureano/Westburg, 4/19/25 vs. CIN (7 th inning)
Back-to-Back HR to Start First Inning	Mullins/Henderson, 4/19/25 vs. CIN
Back-to-Back-to-Back HR	Schoop/Davis/Mancini, 8/6/17 vs. DET (1 st inning)
Back-to-Back-to-Back HR to Start First Inning	Flaherty/Hardy/Markakis, 5/10/12 (G1) vs. TEX
2 Back-to-Back HRs, Same Game	Mullins/Henderson (1 st), Laureano/Westburg (7 th) 4/19/25 vs. CIN
Leadoff Home Run	Cedric Mullins, 4/19/25 vs. CIN (Greene)
Walk-Off Win	Anthony Santander (HR), 9/19/24 vs. SF (Walker)
Walk-Off Home Run	Anthony Santander, 9/19/24 vs. SF (Walker)
Walk-Off Grand Slam	Manny Machado, 8/18/17 vs. LAA (Middleton)
Walk-Off Home Run, Eutaw St.	Rio Ruiz, 8/11/19 vs. HOU (Osuna)
Home Run, 15 th Inning or later	Jonathan Villar, 7/25/19 at LAA (Canning)
Home Run, 17 th Inning or later	Adam Jones, 5/6/12 at BOS (McDonald)
Home Run by a Pitcher	Zack Britton, 7/3/11 at ATL (Beachy)
2-Home Run Game by a Pitcher	Milt Pappas, 8/27/61 at MIN (Ramos)
Oriole w/ hit a Home Run for 1 st ML hit	Connor Norby, 6/4/24 at TOR (Pearson)
Oriole w/ 2 Home Runs in one inning	Mark Trumbo, 4/15/16 at TEX (7 th inning, Pérez, Faulkner)
Oriole w/ 3 Home Runs in consecutive innings	Manny Machado, 8/7/16 at CWS (1 st , 2 nd , 3 rd inning, Shields, Albers)
5-Hit Game	Adley Rutschman, 6/21/24 at HOU
6-Hit Game	Cal Ripken, Jr., 6/13/99 at ATL
5-RBI Game	Cedric Mullins, 3/27/25 at TOR
6-RBI Game	Adley Rutschman, 6/9/24 at TB
7-RBI Game	Ryan Mountcastle, 4/11/23 vs. OAK (9)
8-RBI Game	Ryan Mountcastle, 4/11/23 vs. OAK (9)
9-RBI Game	Ryan Mountcastle, 4/11/23 vs. OAK
PITCHING	
Perfect Game	Never
No-Hitter	5/5/21 at SEA (Means)
1-Hitter	5/26/24 at CWS (Bradish, Coulombe, Cano, Kimbrel)
Complete Game	9/23/22 vs. HOU (Kremer)
Shutout	9/23/22 vs. HOU (Kremer)
Team Shutout	5/2/25 vs. KC (Kremer, Cano, Bautista)
Consecutive CG, Pitcher	Sidney Ponson (2), 5/16-22/04
Consecutive Shutouts, Pitcher	Mike Mussina (2), 9/26-10/1/95
Consecutive CG, Team	5/13-14/11 (Guthrie/Bergesen)
Consecutive Shutouts, Team	4/18-19/23 at WSH
10+ Strikeout Game, Pitcher	Charlie Morton (10), 4/3/25 vs. BOS
15+ Strikeout Game, Pitcher	Erik Bedard (15), 7/7/07 at TEX
10+ Strikeout Game, Team	5/8/25 at MIN (11)
15+ Strikeout Game, Team	4/28/25 vs. NYY (15)
4+ Strikeouts in an inning	Mike Cuellar (4), 5/29/70 at CAL
Immaculate Inning	Kevin Gausman, 4/23/18 vs. CLE (7 th inning)
MISCELLANEOUS	
Hit for the Cycle	Cedric Mullins, 5/12/23 vs. PIT (7 th in club history)
Steal of Home	Cedric Mullins, 8/12/21 vs. DET
Position Player to Pitch	Gary Sánchez, 4/19/25 vs. CIN (1.0 IP, 2 H, 4 R, BB, HR)
Triple Play Turned	9/18/22, Bottom 3 rd at TOR (Chapman batting/Kremer pitching)
	Scoring: 6-4-3 (Mateo-Vavra-Aguilar)
Manager Ejection	Brandon Hyde, 4/13/25 vs. TOR (18 th career)
Player Ejection	Ryan O’Hearn, 8/21/24 at NYM (2 nd career)
WINNING SWEEPS	
2-Game, at OPACY	September 26-27, 2023 vs. WSH
2-Game, Road	April 18-19, 2023 at WSH
3-Game, at OPACY	April 15-17, 2024 vs. MIN
3-Game, Road	September 27-29, 2024 at MIN
4-Game, at OPACY	July 7-10, 2022 vs. LAA
4-Game, Road	June 7-10, 2024 at TB
Doubleheader	June 25, 2016 vs. TB

2025 OUTFIELD ASSISTS						
Outfielder	1B	2B	3B	HP	TOTAL	ERRORS (F-T)
Dylan Carlson	-	-	-	-	-	-
Colton Cowser	-	-	-	-	-	-
Heston Kjerstad	-	2	-	-	2	-
Ramón Laureano	-	2	-	1	3	2 (1-1)
Jorge Mateo	-	-	-	-	-	1 (1-0)
Cedric Mullins	-	-	-	-	-	2 (1-1)
Ryan O’Hearn	-	-	-	-	-	-
Tyler O’Neill	1	2	-	1	4	-
Team Totals	1	6	-	2	9	5 (3-2)

2025 CATCHING BREAKDOWN							
	Errors	SB	Pick-offs				
Catcher	F-T-C	PB	CCS-ATT	1B-2B-3B	Inn.	ERA	W-L (GS)
Adley Rutschman	0-1-0	0	3-23	0-1-0	214.0	5.55	11-14
Gary Sánchez	0-0-0	1	0-2	1-0-0	77.0	5.03	2-7
Maverick Handley	0-0-0	0	0-2	0-0-0	20.0	6.75	0-2
Totals	0-1-0	1	3-27	1-1-0	311.0	5.50	13-23


SCORING BY INNING									
	1	2	3	4	5	6	7	8	9
OPPONENTS	27	19	32	23	25	12	27	26	11
ORIOLES	16	20	20	11	13	13	18	21	2


ORIOLES WHO MADE THEIR MAJOR LEAGUE DEBUT IN 2025			
DATE	PLAYER	STATS	NOTES
4/29 vs. NYY	Maverick Handley	0-for-2, 2 K	Def. in 6 th
4/26 (G2) at DET	Grant Wolfram	0.1 IP, 1 H, 1 BB	Final out of 7 th
4/19 vs. CIN	Brandon Young	ND: 4.0+ IP, 7 H, 3 R, 3 ER, 3 BB, 3 K, HR	Game Started
3/30 at TOR	Tomoyuki Sugano	L: 4.0 IP, 4 H, 2 R, 2 ER, 2 BB, 1 K	Game Started


2025 SCHEDULE


G#	DATE	OPP.	W-L	SCORE	WP/LP/SV	REC	POS	GA/GB	ATT.
1	3/27	at TOR	W	12-2	Eflin/Berrios	1-0	T-1 st	+0.5	40,734
2	3/28	at TOR	L	8-2	Gausman/Morton	1-1	T-3 rd	-0.5	26,289
3	3/29	at TOR	W	9-5	Kremer/Lovelady	2-1	2 nd	-0.5	27,005
4	3/30	at TOR	L	3-1	Bassitt/Sugano/Hoffman	2-2	3 rd	-1.5	21,069
5	3/31	vs. BOS	W	8-5	Domínguez/Newcomb	3-2	3 rd	-1.0	45,002*
MARCH TOTALS: 3-2 TEAM ERA: 4.60 TEAM AVG: .305									
	4/1	OFF DAY				3-2	4 th	-1.0	
6	4/2	vs. BOS	L	3-0	Crochet/Eflin/Chapman	3-3	4 th	-1.5	18,146
7	4/3	vs. BOS	L	8-4	Kelly/Morton	3-4	T-4 th	-2.0	16,656
8	4/4	at KC	L	8-2	Lugo/Kremer	3-5	5 th	-2.5	14,196
9	4/5	at KC	W	8-1	Sugano/Wacha	4-5	5 th	-2.5	14,383
10	4/6	at KC	L	4-1	Bubic/Povich/Estévez	4-6	5 th	-2.5	19,098
11	4/7	at AZ	W	5-1	Eflin/Gallen	5-6	T-4 th	-1.5	20,333
12	4/8	at AZ	L	4-3	Kelly/Morton/Martínez	5-7	4 th	-2.0	23,843
13	4/9	at AZ	L	9-0	Pfaadt/Kremer	5-8	5 th	-2.5	22,411
	4/10	OFF DAY				5-8	5 th	-2.5	
	4/11	vs. TOR	**POSTPONED**		Rescheduled for 7/29 (DH)	5-8	5 th	-2.5	
14	4/12	vs. TOR	W	5-4	Baker/Francis/Bautista	6-8	T-4 th	-2.0	22,130
15	4/13	vs. TOR	L	7-6	Hoffman/Bowman	6-9	5 th	-2.5	27,193
	4/14	OFF DAY				6-9	5 th	-2.5	
16	4/15	vs. CLE	L	6-3	Allen/Morton/Clase	6-10	5 th	-3.5	14,203
17	4/16	vs. CLE	W	9-1	Kremer/Williams	7-10	5 th	-3.5	13,964
18	4/17	vs. CLE	W	6-2	Sugano/Bibee	8-10	4 th	-3.5	16,201
19	4/18	vs. CIN	L	8-3	Abbott/Povich	8-11	4 th	-4.5	42,587*
20	4/19	vs. CIN	W	9-5	Domínguez/Greene/Bautista	9-11	4 th	-3.5	28,534
21	4/20	vs. CIN	L	24-2	Rogers/Morton/Wynne	9-12	4 th	-4.5	19,053
	4/21	OFF DAY				9-12	4 th	-4.0	
22	4/22	at WSH	L	7-0	Parker/Kremer	9-13	4 th	-4.0	29,504
23	4/23	at WSH	L	4-3	López/Soto/Finnegan	9-14	5 th	-5.0	22,246
24	4/24	at WSH	W	2-1	Povich/Gore/Bautista	10-14	5 th	-4.5	23,058
	4/25	at DET	**POSTPONED**		Rescheduled for 4/26 (DH)	10-14	5 th	-4.0	
25	4/26-1	at DET	L	4-3	Mize/Young/Vest	10-15			28,509
26	4/26-2	at DET	L	6-2	Hurter/Morton	10-16	5 th	-5.0	21,422
27	4/27	at DET	L	7-0	Skubal/Kremer	10-17	5 th	-6.5	28,613
28	4/28	vs. NYY	W	4-3	Sugano/Warren/Bautista	11-17	5 th	-5.5	22,775
29	4/29	vs. NYY	L	15-3	Rodón/Gibson	11-18	5 th	-6.5	22,164
30	4/30	vs. NYY	W	5-4	Baker/Carrasco/Bautista	12-18	5 th	-5.5	22,381
APRIL TOTALS: 9-16 TEAM ERA: 5.64 TEAM AVG: .206									
	5/1	OFF DAY				12-18	5 th	-5.5	
31	5/2	vs. KC	W	3-0	Kremer/Wacha/Bautista	13-18	5 th	-5.5	26,364
32	5/3	vs. KC	L	4-0	Bubic/Sugano	13-19	5 th	-5.5	19,348
33	5/4	vs. KC	L	11-6	Zerpa/Cano	13-20	5 th	-5.5	31,956
	5/5	OFF DAY				13-20	5 th	-5.0	
34	5/6	at MIN	L	9-1	López/Povich	13-21	5 th	-6.0	19,779
35	5/7	at MIN	L	5-2	Coulombe/Morton/Duran	13-22	5 th	-7.0	16,417
36	5/8	at MIN	L	5-2	Jax/Cano/Duran	13-23	5 th	-7.5	17,410
37	5/9	at LAA	9:38 PM	MASN					
38	5/10	at LAA	9:38 PM	MASN					
39	5/11	at LAA	4:07 PM	MASN2					
	5/12	OFF DAY							
40	5/13	vs. MIN	6:35 PM	MASN2					
41	5/14	vs. MIN	6:35 PM	MASN2					
42	5/15	vs. MIN	12:35 PM	MASN2					
43	5/16	vs. WSH	7:05 PM	MASN					
44	5/17	vs. WSH	4:05 PM	MASN FS1^					
45	5/18	vs. WSH	1:35 PM	MASN					
46	5/19	at MIL	7:40 PM	MASN					
47	5/20	at MIL	7:40 PM	MASN2					
48	5/21	at MIL	1:10 PM	MASN2					
49	5/22	at BOS	6:45 PM	MASN					
50	5/23	at BOS	7:10 PM	MASN					
51	5/24	at BOS	4:10 PM	MASN FS1^					
52	5/25	at BOS	1:35 PM	MASN					
53	5/26	vs. STL	3:05 PM	MASN					
54	5/27	vs. STL	6:35 PM	MASN					
55	5/28	vs. STL	6:35 PM	MASN					
	5/29	OFF DAY							
56	5/30	vs. CWS	7:05 PM	MASN					
57	5/31	vs. CWS	4:05 PM	MASN					
MAY TOTALS: 1-5 TEAM ERA: 5.65 TEAM AVG: .247									
58	6/1	vs. CWS	1:35 PM	MASN					
	6/2	OFF DAY							
59	6/3	at SEA	9:40 PM	MASN2					
60	6/4	at SEA	9:40 PM	MASN2					
61	6/5	at SEA	3:40 PM	MASN2					
62	6/6	at ATH	10:05 PM	MASN2					
63	6/7	at ATH	10:05 PM	MASN					
64	6/8	at ATH	4:05 PM	MASN2					
	6/9	OFF DAY							
65	6/10	vs. DET	6:35 PM	MASN2					
66	6/11	vs. DET	6:35 PM	MASN2					
67	6/12	vs. DET	6:35 PM	MASN2					
68	6/13	vs. LAA	7:05 PM	Apple TV+					
69	6/14	vs. LAA	4:05 PM	MASN					
70	6/15	vs. LAA	1:35 PM	MASN					
71	6/16	at TB	7:35 PM	MASN2					
72	6/17	at TB	7:35 PM	MASN2					
73	6/18	at TB	7:35 PM	MASN2					
74	6/19	at TB	7:35 PM	MASN2					
75	6/20	at NYY	7:05 PM	MASN					
76	6/21	at NYY	1:05 PM	MASN					
77	6/22	at NYY	11:35 AM	Roku					
78	6/23	vs. TEX	6:35 PM	MASN					
79	6/24	vs. TEX	6:35 PM	MASN					
80	6/25	vs. TEX	6:35 PM	MASN					
	6/26	OFF DAY							
81	6/27	vs. TB	7:05 PM	Apple TV+					
82	6/28	vs. TB	4:05 PM	MASN					
83	6/29	vs. TB	1:35 PM	MASN					
84	6/30	at TEX	8:05 PM	MASN					
JUNE TOTALS: 0-0 TEAM ERA: --- TEAM AVG: ---									
85	7/1	at TEX	8:05 PM	MASN					
86	7/2	at TEX	8:05 PM	MASN					
	7/3	OFF DAY							
87	7/4	at ATL	7:15 PM	MASN					
88	7/5	at ATL	4:10 PM	MASN2					
89	7/6	at ATL	11:35 AM	Roku					
	7/7	OFF DAY							
90	7/8	vs. NYM	6:35 PM	MASN					
91	7/9	vs. NYM	7:05 PM	MASN					
92	7/10	vs. NYM	1:05 PM	MASN					
93	7/11	vs. MIA	7:05 PM	MASN					
94	7/12	vs. MIA	4:05 PM	MASN					
95	7/13	vs. MIA	1:35 PM	MASN					

	DATE	OPP.	W-L	SCORE	WP/LP/SV	REC	POS	GA/GB	ATT.
	7/14	Home Run Derby (Truist Park - Atlanta, GA)							
	7/15	MLB All-Star Game (Truist Park - Atlanta, GA)							
	7/16-17 All-Star Break								
96	7/18	at TB	7:35 PM	MASN2					
97	7/19	at TB	7:05 PM	MASN2					
98	7/20	at TB	12:10 PM	MASN2					
99	7/21	at CLE	6:40 PM	MASN2					
100	7/22	at CLE	6:40 PM	MASN2					
101	7/23	at CLE	6:40 PM	MASN2					
102	7/24	at CLE	1:10 PM	MASN					
103	7/25	vs. COL	7:05 PM	MASN					
104	7/26	vs. COL	7:05 PM	MASN					
105	7/27	vs. COL	1:35 PM	MASN					
106	7/28	vs. TOR	6:35 PM	MASN					
107	7/29-1	vs. TOR	12:35 PM	MASN					
108	7/29-2	vs. TOR	6:35 PM	MASN					
109	7/30	vs. TOR	12:35 PM	MASN					
JULY TOTALS: 0-0 TEAM ERA: --- TEAM AVG: ---									
110	8/1	at CHC	2:20 PM	MASN2					
111	8/2	at CHC	2:20 PM	MASN2 FS1*					
112	8/3	at CHC	2:20 PM	MASN2					
113	8/4	at PHI	6:45 PM	MASN					
114	8/5	at PHI	6:45 PM	MASN					
115	8/6	at PHI	12:35 PM	MASN					
	8/7	OFF DAY							
116	8/8	vs. ATH	7:05 PM	MASN					
117	8/9	vs. ATH	7:05 PM	MASN					
118	8/10	vs. ATH	1:35 PM	MASN					
	8/11	OFF DAY							
119	8/12	vs. SEA	6:35 PM	MASN					
120	8/13	vs. SEA	6:35 PM	MASN					
121	8/14	vs. SEA	1:05 PM	MASN2					
122	8/15	at HOU	8:10 PM	MASN2					
123	8/16	at HOU	7:10 PM	MASN2					
124	8/17	at HOU	2:10 PM	MASN					
125	8/18	at BOS	7:10 PM	MASN					
126	8/19	at BOS	7:10 PM	MASN					
	8/20	OFF DAY							
127	8/21	vs. HOU	7:15 PM	FOX					
128	8/22	vs. HOU	7:05 PM	MASN					
129	8/23	vs. HOU	7:05 PM	MASN					
130	8/24	vs. HOU	1:35 PM	MASN					
131	8/25	vs. BOS	6:35 PM	MASN					
132	8/26	vs. BOS	6:35 PM	MASN					
133	8/27	vs. BOS	6:35 PM	MASN					
134	8/28	vs. BOS	1:05 PM	MASN					
135	8/29	at SF	10:15 PM	MASN2					
136	8/30	at SF	7:15 PM	FOX					
137	8/31	at SF	4:05 PM	MASN2					
AUGUST TOTALS: 0-0 TEAM ERA: --- TEAM AVG: ---									
138	9/1	at SD	6:40 PM	MASN2					
139	9/2	at SD	9:40 PM	MASN2					
140	9/3	at SD	4:10 PM	MASN2					
	9/4	OFF DAY							
141	9/5	vs. LAD	7:05 PM	MASN					
142	9/6	vs. LAD	7:05 PM	MASN					
143	9/7	vs. LAD	1:35 PM	MASN					
	9/8	OFF DAY							
144	9/9	vs. PIT	6:35 PM	MASN					
145	9/10	vs. PIT	6:35 PM	MASN					
146	9/11	vs. PIT	1:05 PM	MASN					
147	9/12	at TOR	7:07 PM	MASN2					
148	9/13	at TOR	3:07 PM	MASN2					
149	9/14	at TOR	1:37 PM	MASN2					
150	9/15	at CWS	7:40 PM	MASN2					
151	9/16	at CWS	7:40 PM	MASN2					
152	9/17	at CWS	2:10 PM	MASN2					
153	9/18	vs. NYY	7:15 PM	FOX					
154	9/19	vs. NYY	7:05 PM	MASN					
155	9/20	vs. NYY	7:05 PM	MASN					
156	9/21	vs. NYY	1:35 PM	MASN					
	9/22	OFF DAY							
157	9/23	vs. TB	6:35 PM	MASN2					
158	9/24	vs. TB	6:35 PM	MASN2 FS1*					
159	9/25	vs. TB	1:05 PM	MASN					
160	9/26	at NYY	7:05 PM	MASN					
161	9/27	at NYY	1:05 PM	MASN					
162	9/28	at NYY	3:05 PM	MASN					
SEPTEMBER TOTALS: 0-0 TEAM ERA: --- TEAM AVG: ---									
*Indicates home sellout									
*Indicates out-of-market broadcast									
Pitchers in CAPS indicates complete game									
All times listed are Eastern									
MASN and MASN2 games can also be streamed locally via MASN+									
All games broadcast on the Orioles Radio Network and 98 Rock 97.9 FM/HD2 & WBAL NewsRadio 1090 AM/101.5 FM									









DELAYS & POSTPONEMENTS			
DATE	OPPONENT (Reason)	TIME (Delay)	RESULT
5/3	vs. KC (rain)	0:57 (top 2 nd)	L, 4-0
4/25	at DET (inclement weather)	Postponed	Rescheduled for DH on 4/26
4/11	vs. TOR (rain)	Postponed	Rescheduled for DH on 7/29
TOTAL TIME OF DELAYS: 0:57 (21:58 in 2024)			
COLDEST GAME TIME TEMPERATURE: 45 degrees, April 5 at Kansas City (W, 8-1)			
WARMEST GAME TIME TEMPERATURE: 85 degrees, April 8 at Arizona (L, 4-3)			