

Colorado Rockies (43-116) at San Francisco Giants (78-81)  
RHP Germán Márquez (3-15, 6.49) vs. RHP Trevor McDonald (0-0, 3.38)

Game #160/Home Game #79 • Friday, September 26, 2025 • Oracle Park • 7:15 p.m. PT  
NBC Sports Bay Area • KNBR 104.5 FM/680 AM • KSFN 1510 AM / 99.3 FM

▶▶ **UPCOMING PROBABLE STARTING PITCHERS & BROADCAST SCHEDULE (ALL TIMES ARE IN PACIFIC TIME)** ◀◀

|                        |            |  |         |
|------------------------|------------|--|---------|
| Sat., Sept. 27 vs. COL | 1:05 p.m.  | LHP Kyle Freeland (5-16, 5.00) vs. RHP Justin Verlander (3-11, 3.88) | NBCS BA |
| Sun., Sept. 28 vs. COL | 12:05 p.m. | RHP McCade Brown (0-4, 7.54) vs. RHP Logan Webb (14-11, 3.30)        | NBCS BA |

▶ All games broadcast on KNBR 104.5 FM/680 AM in English and will be broadcast in Spanish on KSFN 1510 AM / 99.3 FM



HEAD-TO-HEAD INFO

All-Time vs. Colorado: .....306-230  
at Oracle Park .....146-77  
at Coors Field .....120-138

2025 vs. Colorado .....8-2  
at Oracle Park .....3-1  
at Coors Field .....5-1

| 2025 VS. ROCKIES |        |     |       |      |  |
|------------------|--------|-----|-------|------|--|
| Date             | H/A    | W/L | Score | Rec. |  |
| 5/1              | COL    | L   | 3-4   | 0-1  |  |
| 5/2              | COL    | W   | 4-0   | 1-1  |  |
| 5/3              | COL    | W   | 6-3   | 2-1  |  |
| 5/4              | COL    | W   | 9-3   | 3-1  |  |
| 6/10             | at COL | W   | 6-5   | 4-1  |  |
| 6/11             | at COL | W   | 10-7  | 5-1  |  |
| 6/12             | at COL | L   | 7-8   | 5-2  |  |
| 9/1              | at COL | W   | 8-2   | 6-2  |  |
| 9/2              | at COL | W   | 7-4   | 7-2  |  |
| 9/3              | at COL | W   | 10-8  | 8-2  |  |
| 9/26             | COL    | --  | --    | --   |  |
| 9/27             | COL    | --  | --    | --   |  |
| 9/28             | COL    | --  | --    | --   |  |
| Total            |        |     |       | 8-2  |  |




SEPTEMBER 26, 2019

Newcomer **Jaylin Davis** hit his first career home run, hitting a walk-off solo homer off Colorado's DJ Johnson in the bottom of the 9th inning to give the Giants a 2-1 win. He became the first Giant to hit a walk-off homer for his first MLB home run since **Fran Healy** on April 15, 1971 vs. Houston, and the seventh Giant in history to do so.

GAMEDAY INFORMATION

To access additional gameday information such as lineup sheets, pronunciation guides, headshots, audio interviews, all MLB media guides, minor league highlights and more, please scan or click the QR code below.



**TODAY'S GAME:** The Giants kick off their final series of 2025 with their first of three games vs. the Rockies tonight...SF is coming off a three-game series defeat to the Cardinals to begin this week, taking only the finale on Wednesday night.

- ▶ SF is 3-9 in its last 12 games (since September 13), getting outscored 72-49 in that span... SF is 2-5 in its last seven home games since September 10.

**HAPPY MEAL:** RHP **Trevor McDonald** is set to make his second career start and first career appearance vs. the Rockies...the Giants' No. 17 prospect per *MLB.com* is coming off his first career start on September 21 at Dodger Stadium in which he allowed just one run on six hits and a walk while striking out three in 6.0 innings.

- ▶ In three career games in the Majors (one in 2024), he has a 2.45 ERA (3er, 11.0ip), five strikeouts and a 1.09 WHIP...in the hitter friendly PCL this season, McDonald went 9-9 with a 5.31 ERA (84er, 142.1ip), 144 strikeouts and a 1.45 WHIP over 29 games (24 starts).
- ▶ McDonald's go-to pitch has been his curveball, which has a 43.9% usage rate and 25.0% putaway rate...the Rockies have a .618 OPS vs. curveballs this season (22nd in MLB).
- ▶ Although McDonald has yet to face the Rockies, he did face Colorado's Triple-A affiliate (Albuquerque) each of the last two seasons...current Rockies with history vs. McDonald include Jordan Beck (0x1, bb), Warming Bernabel (1x2), Yanquiel Fernández (0x3, k, bb), Braxton Fulford (0x3) and Kyle Karros (0x3).

**ROCK ON:** The Giants enter this series with an 8-2 record vs. the Rockies in 2025...SF's best season record vs. the Rockies was in 2021 when the Giants went 15-4 (.789) in 19 games vs. COL...their fewest losses in a season vs. COL is three (done in 1993, 1994 and 2024).

- ▶ SF has scored at least seven runs in five straight games vs. Colorado, which is tied for the team's longest streak of seven or more runs in a game vs. the Rockies all-time (also in 2022 and 2021) per *Stats, LLC*.
- ▶ The Giants have a chance to join the Guardians (over the White Sox) and Dodgers (over the Rockies) as the only teams to have 11 wins vs. one opponent this season.
- ▶ SF will face Rockies starter Germán Márquez for the third time this season...**IF Matt Chapman** has three career homers in 12 at-bats vs. Márquez while **IF Willy Adames** has two homers in nine at-bats...**IF Wilmer Flores** is also 7-for-16 with a homer and five RBI.

**HOME SWEET HOME:** The Giants enter this series with a 39-39 record at Oracle Park this season...the .500 winning percentage at home ranks 21st in MLB.

- ▶ Discounting the 2020 season, in which there were only 33 home games (19 wins) in a shortened season, SF would need to sweep this three-game series to avoid having its fewest wins at home since its Oracle Park-era (since 2000) worst 35 home wins in 2019.
- ▶ Giants fans have packed Oracle Park this season, with the team's 36,026 average home attendance ranking seventh-best in the Majors this season...that average attendance is SF's best since 2018 (38,965).

**CLOSE CALLS:** All three games in the Giants' series vs. St. Louis were decided by one run...SF's 57 games decided by one run this season are second-most in the Majors behind only the 60 such games played by Pittsburgh.

- ▶ The Giants' 57 one-run games are its most in a season since they had 60 such games in 1986 (*Stats, LLC*)...SF has reached 60 one-run games in a season just five times in the SF era (also 1963, 1978, 1982 and 1984).

**THE BRYCE IS RIGHT:** Top prospect **IF Bryce Eldridge** recorded his first career multi-hit game on Wednesday...his 3rd inning double had an exit velocity of 109.7 mph, which is the hardest-hit ball by a Giant, age 22 or younger, in the *Statcast* era (surpassing a 108.7 mph single hit by **Christian Arroyo** on May 16, 2017).

- ▶ Eldridge's 78.6% hard-hit rate is the highest in the Majors (min. eight games).

**WILLIE MAC AWARD:** The Giants will announce their annual Willie Mac Award in a pregame ceremony on the field today at 6:45 p.m.

- ▶ This season marks the 45th anniversary of the award, which was established in 1980, in honor of legend and Hall of Famer **Willie McCovey**..."Competitive Spirit, Ability and Leadership" is engraved on the plaque.
- ▶ The Willie Mac Award is annually awarded to the most inspirational player on the Giants, as voted upon by SF players, coaches, training staff, clubhouse staff, and the fans.

COACHING & MEDICAL STAFF ◀

**Manager:** Bob Melvin (6) **Coaches:** Ryan Christenson (52), Mark Hallberg (91), Matt Williams (9), Pat Burrell (95), Oscar Bernard (96), Damon Minor (94), J.P. Martinez (87), Garvin Alston (81), Taira Uematsu (99), Alex Burg (97), Eliezer Zambrano (98)

**On-Field Training Staff:** Dave Groeschner, Anthony Reyes, Ryo Watanabe

ACTIVE ROSTER [28] ◀

| #  | PITCHERS (14)        | B-T | HT   | WT  | BORN     | HOMETOWN                       |
|----|----------------------|-----|------|-----|----------|--------------------------------|
| 43 | Beck, Tristan        | R-R | 6-4  | 203 | 6-24-96  | Corona, CA                     |
| 76 | Bivens, Spencer 🔊    | R-R | 6-4  | 217 | 6-28-94  | State College, PA              |
| 34 | Brubaker, JT         | R-R | 6-3  | 180 | 11-17-93 | Springfield, OH                |
| 70 | Buttó, José          | R-R | 6-1  | 202 | 3-19-98  | Cumana, VZ                     |
| 93 | Gage, Matt           | L-L | 6-3  | 265 | 2-11-93  | Broadalbin, NY                 |
| 57 | Lucchesi, Joey 🔊     | L-L | 6-5  | 228 | 6-6-93   | Newark, CA                     |
| 72 | McDonald, Trevor     | R-R | 6-0  | 201 | 2-26-01  | Lucedale, MS                   |
| 63 | Peguero, Joel 🔊      | R-R | 5-10 | 194 | 5-5-97   | Santo Domingo, DR              |
| 38 | Ray, Robbie          | L-L | 6-2  | 208 | 10-1-91  | Brentwood, TN                  |
| 77 | Seymour, Carson      | R-R | 6-5  | 255 | 12-16-98 | Temecula, CA                   |
| 66 | Teng, Kai-Wei        | R-R | 6-3  | 241 | 12-1-98  | Kaohsiung City, TW             |
| 35 | Verlander, Justin    | R-R | 6-5  | 240 | 2-20-83  | Manakin Sabot, VA              |
| 74 | Walker, Ryan         | R-R | 6-2  | 212 | 11-26-95 | Arlington, WA                  |
| 62 | Webb, Logan          | R-R | 6-2  | 223 | 11-18-96 | Rocklin, CA                    |
| #  | CATCHERS (2)         | B-T | HT   | WT  | BORN     | HOMETOWN                       |
| 14 | Bailey, Patrick      | S-R | 6-0  | 225 | 5-29-99  | Greensboro, NC                 |
| 21 | Knizner, Andrew 🔊    | R-R | 6-1  | 225 | 2-3-95   | Glen Allen, VA                 |
| #  | INFIELDERS (7)       | B-T | HT   | WT  | BORN     | HOMETOWN                       |
| 2  | Adames, Willy 🔊      | R-R | 6-0  | 215 | 9-2-95   | Santiago de los Caballeros, DR |
| 26 | Chapman, Matt        | R-R | 6-1  | 225 | 4-28-93  | Lake Forest, CA                |
| 16 | Devers, Rafael       | L-R | 6-0  | 245 | 10-24-96 | Sánchez, DR                    |
| 78 | Eldridge, Bryce      | L-R | 6-7  | 240 | 10-20-04 | Vienna, VA                     |
| 41 | Flores, Wilmer       | R-R | 6-3  | 225 | 8-6-91   | Valencia, VZ                   |
| 50 | Koss, Christian 🔊    | R-R | 6-1  | 186 | 1-27-98  | Riverside, CA                  |
| 10 | Schmitt, Casey       | R-R | 6-1  | 220 | 3-1-99   | San Diego, CA                  |
| #  | OUTFIELDERS (5)      | B-T | HT   | WT  | BORN     | HOMETOWN                       |
| 59 | Encarnacion, Jerar 🔊 | R-R | 6-5  | 260 | 10-22-97 | Bayaguana, DR                  |
| 61 | Gilbert, Drew        | L-L | 5-9  | 195 | 9-27-00  | Stillwater, MN                 |
| 51 | Lee, Jung Hoo 🔊      | L-R | 6-1  | 197 | 8-20-98  | Seoul, SK                      |
| 58 | McCray, Grant        | L-R | 6-0  | 190 | 12-7-00  | Lakewood Ranch, FL             |
| 17 | Ramos, Heliot 🔊      | R-R | 5-11 | 230 | 9-7-99   | Maunabo, PR                    |

NUMERICAL ROSTER ◀

| NO. | NAME               | POS   |
|-----|--------------------|-------|
| 2   | Adames, Willy      | IF    |
| 10  | Schmitt, Casey     | IF    |
| 14  | Bailey, Patrick    | C     |
| 26  | Chapman, Matt      | IF    |
| 16  | Devers, Rafael     | IF/DH |
| 17  | Ramos, Heliot      | OF    |
| 21  | Knizner, Andrew    | C     |
| 34  | Brubaker, JT       | RHP   |
| 35  | Verlander, Justin  | RHP   |
| 38  | Ray, Robbie        | LHP   |
| 41  | Flores, Wilmer     | IF    |
| 43  | Beck, Tristan      | RHP   |
| 50  | Koss, Christian    | IF    |
| 51  | Lee, Jung Hoo      | OF    |
| 57  | Lucchesi, Joey     | LHP   |
| 58  | McCray, Grant      | OF    |
| 59  | Encarnacion, Jerar | IF/OF |
| 61  | Gilbert, Drew      | OF    |
| 62  | Webb, Logan        | RHP   |
| 63  | Peguero, Joel      | RHP   |
| 66  | Teng, Kai-Wei      | RHP   |
| 70  | Buttó, José        | RHP   |
| 72  | McDonald, Trevor   | RHP   |
| 74  | Walker, Ryan       | RHP   |
| 76  | Bivens, Spencer    | RHP   |
| 77  | Seymour, Carson    | RHP   |
| 78  | Eldridge, Bryce    | 1B    |
| 93  | Gage, Matt         | LHP   |

PRONUNCIATION GUIDE ◀

Willy Adames (ah-DAH-mess)

Spencer Bivens (BIV-ens)

JT Brubaker (brew-baker)

José Buttó (boo-TOH)

Jerar Encarnacion ((jer-ARR)

Andrew Knizner (KIZZ-ner)

Jung Hoo Lee (jung who)


Joey Lucchesi (loo-KAY-see)

Luis Matos (MAH-tose)

Joel Peguero (jo-EL peh-GAIR-oh)


Heliot Ramos (elliott)

Carson Whisenhunt (whiz-en-hunt)



Scan QR code or click [here](#) below for SF Giants Player Pronunciations Link:

*Clicking on the speaker icon above also plays the audio pronunciation*



MAJOR LEAGUE INJURED & BEREAVEMENT LIST [6] ◀

| Pos | Player            | IL     | Injury                    | Date On IL (Retro) | Eligible to Return | Games Missed | Team Record |
|-----|-------------------|--------|---------------------------|--------------------|--------------------|--------------|-------------|
| C   | Tom Murphy        | 60-Day | Mid-back disk herniation. | 3/26               | 5/25               | 159          | 78-81       |
| LHP | Erik Miller       | 60-Day | Left elbow sprain         | 8/21               | 10/20              | 32           | 17-15       |
| RHP | Landen Roupp      | 15-Day | Left knee inflammation.   | 8/21               | 9/5                | 32           | 17-15       |
| RHP | Randy Rodríguez   | 60-Day | Right elbow sprain        | 8/23               | 10/22              | 30           | 17-13       |
| LHP | Carson Whisenhunt | 15-Day | Back strain               | 8/28               | 9/12               | 26           | 13-13       |
| 1B  | Dominic Smith     | 10-Day | Right hamstring strain.   | 9/13               | 9/23               | 12           | 3-9         |

PAST INJURED & BEREAVEMENT PLACEMENTS ◀

| Pos | Player            | IL     | Injury                    | Date On IL (Retro) | Date Activated | Games Missed | Team Record |
|-----|-------------------|--------|---------------------------|--------------------|----------------|--------------|-------------|
| C   | Patrick Bailey    | 10-Day | Neck strain.              | 6/8                | 6/18           | 8            | 4-4         |
| IF  | Matt Chapman      | 10-Day | Right hand inflammation.  | 6/9                | 7/5            | 23           | 9-14        |
| IF  | Matt Chapman      | 10-Day | Right hand inflammation.  | 8/13               | 8/23           | 9            | 2-7         |
| OF  | Jerar Encarnacion | 60-Day | Left hand fracture.       | 3/24               | 6/2            | 59           | 33-26       |
| OF  | Jerar Encarnacion | 10-Day | Left oblique strain.      | 6/17               | 7/4            | 40           | 15-25       |
| OF  | Jerar Encarnacion | 10-Day | Right hamstring strain.   | 8/7                | 9/13           | 32           | 17-15       |
| 2B  | Tyler Fitzgerald  | 10-Day | Left rib fracture.        | 5/1                | 5/16           | 13           | 6-7         |
| 2B  | Christian Koss    | 10-Day | Left hamstring strain.    | 7/1                | 8/1            | 24           | 9-15        |
| IF  | Casey Schmitt     | 10-Day | Left oblique strain.      | 4/18               | 5/19           | 28           | 15-13       |
| IF  | Casey Schmitt     | 10-Day | Left hand inflammation.   | 6/27               | 7/7            | 10           | 5-5         |
| RHP | Landen Roupp      | 15-Day | Right elbow inflammation. | 7/23               | 8/7            | 19           | 6-13        |
| RHP | Justin Verlander  | 15-Day | Right pectoral strain.    | 5/19               | 6/3            | 26           | 13-13       |
| RHP | Justin Verlander  | 3-Day  | Paternity list.           | 6/20               | 6/23           | 3            | 2-1         |
| RHP | Ryan Walker       | 3-Day  | Paternity list.           | 8/15               | 8/18           | 3            | 1-2         |

GIANTS MONTHLY BULLPEN BREAKDOWN

| March/April |       | May        |      | June       |      | July       |      | August     |      | September  |      |
|-------------|-------|------------|------|------------|------|------------|------|------------|------|------------|------|
| Record      | 10-4  | Record     | 4-3  | Record     | 6-7  | Record     | 3-5  | Record     | 6-4  | Record     | 5-5  |
| ERA         | 2.52  | ERA        | 2.43 | ERA        | 3.97 | ERA        | 4.09 | ERA        | 3.69 | ERA        | 4.72 |
| ERA Rank    | 2nd   | ERA Rank   | 2nd  | ERA Rank   | 17th | ERA Rank   | 15th | ERA Rank   | 10th | ERA Rank   | 22nd |
| Sv/Sv Opp   | 10/15 | Sv/Sv Opp  | 6/10 | Sv/Sv Opp  | 8/13 | Sv/Sv Opp  | 2/4  | Sv/Sv Opp  | 6/9  | Sv/Sv Opp  | 6/10 |
| Strikeouts  | 10    | Strikeouts | 84   | Strikeouts | 76   | Strikeouts | 100  | Strikeouts | 90   | Strikeouts | 67   |
| Walks       | 33    | Walks      | 31   | Walks      | 41   | Walks      | 30   | Walks      | 34   | Walks      | 33   |
| HR Allowed  | 8     | HR Allowed | 6    | HR Allowed | 9    | HR Allowed | 13   | HR Allowed | 8    | HR Allowed | 9    |
| BAA         | .197  | BAA        | .194 | BAA        | .253 | BAA        | .255 | BAA        | .258 | BAA        | .276 |

#43 TRISTAN BECK ▶ RHP

Pitch Arsenal: 4-Seam FB, Slider, Curveball, Sweeper  
Last Game: 9/24 vs. STL; SV, 1.0ip, h (11 pitches)

- ▶ Owns a 3.29 ERA (5er, 13.2ip) with 10 strikeouts and two walks in six games this month.
- ▶ Is holding left-handed batters to a .204 clip (20x98).
- ▶ Posted a 6.48 ERA (12er, 16.2ip) with 16 strikeouts and a .258 opponent average across nine appearances in August.
- ▶ Batters are 9-for-62 (.145) with 17 strikeouts off his sweeper.
- ▶ Has recorded at least four outs in 18 of 29 MLB games this season...pitched 2.0 innings in 11 of 19 games at Triple-A.

#76 SPENCER BIVENS ▶ RHP (BIV-ens)

Pitch Arsenal: Sinker, Cutter, Changeup, Slider  
Last Game: 9/23 vs. STL; 0.1ip, h, r, er, hr (14 pitches)

- ▶ Has a 3.20 ERA (9er, 25.1ip) in his last 17 games dating to July 30.
- ▶ His 52 appearances this season are approaching his pro career high from last season (54 between Triple-A and SF).
- ▶ Recorded at least four outs in 25 of his 52 games this year...has thrown 2.0+ innings in 17 of his 52 games.
- ▶ Opponents are hitting .333 (32x96) off him with RISP.
- ▶ Originally signed by SF in 2022 out of the Independent Atlantic League...Bivens' career arc took him through France, the Czech Republic and multiple Indy ball teams before signing with SF.

#34 JT BRUBAKER ▶ RHP (BROO-bay-kerr)

Pitch Arsenal: Sinker, Slider, Changeup, Curveball, 4-Seam FB  
Last Game: 9/24 vs. STL; GS, 4.0ip, 4h, 2r, 2er, bb, 4k (68 pitches)

- ▶ Started Wednesday's game for SF...it marked his first MLB start since October 4, 2022 vs. St. Louis (with Pittsburgh).
- ▶ Prior to this year, Brubaker had been used primarily as a starter in his pro career...112 of his 118 minor league appearances were as a starter...62 of his 80 MLB appearances have come as a starter.
- ▶ Hasn't allowed a HR in his last 31.1 innings dating to Oct. 4, 2022.
- ▶ Selected from Triple-A Sacramento on September 1 and has made five appearances with SF this year (12.2ip, 13h, 6r, 6er, 3bb, 12k).
- ▶ Started the season with the Yankees organization and began the year on the IL with broken ribs...made six starts on a rehab assignment and then appeared in 12 games with New York (3.38 ERA, 6er, 16.0ip) before being designated for assignment on Aug. 5...signed a minor league contract w/SF Aug. 13.
- ▶ Went 1-0 with a 1.64 ERA (2er, 11.0ip) in three games/two starts with Triple-A Sacramento.
- ▶ Missed all of 2023 and most of 2024 while recovering from Tommy John surgery.

#70 JOSÉ BUTTÓ ▶ RHP (boo-TOH)

Pitch Arsenal: 4-Seam FB, Slider, Sinker, Changeup, Sweeper  
Last Game: 9/24 vs. STL; W, BS, 0.2ip, bb, k (13 pitches)

- ▶ Has made 20 appearances with SF, logging 4.66 ERA (10er, 19.1ip).
- ▶ Batters are 11x32 (.344) off him this month with five XBH.
- ▶ Buttó's 54 appearances this year are by far a career-high after being used as a primarily as a starter prior to last season.
- ▶ Allowed eight of 16 inherited runners to score since joining SF.
- ▶ Acquired on July 30 from the Mets as part of the return package for RHP Tyler Rogers.

#93 MATT GAGE ▶ LHP

Pitch Arsenal: Slider, 4 Seam FB, Sinker, Changeup, Curveball, Sweeper  
Last Game: 9/24 vs. STL; 0.1ip, 2h, r, er, k (12 pitches)

- ▶ Has given up six runs on nine hits and three walks (2.25 WHIP) over his last seven outings (5.1ip) for a 10.13 ERA...had a 2.25 ERA in 20 outings prior (20.0ip) since joining SF on July 18.
- ▶ Has a 8.03 ERA (11er, 12.1ip) in his last 17 outings dating to August 15 (20 hits, seven walks, 14 strikeouts, .357 BAA).
- ▶ Hasn't allowed a HR in his last 33.2 innings dating to June 11, 2023.
- ▶ Has allowed nine of his 19 inherited runners to score since joining SF after the All-Star break (selected from Triple-A on July 18).
- ▶ Served as the opener twice for SF...has worked 2.0 hitless, scoreless innings with two strikeouts in the two starts.
- ▶ Signed a minor league deal with SF on July 2 after spending the majority of the season in the Detroit organization.

#57 JOEY LUCCHESI ▶ LHP (loo-KAY-see)

Pitch Arsenal: 4-Seam FB, Cutter, Churve, Splitter, Sinker  
Last Game: 9/23 vs. STL; 0.2ip, 2h, 3r, 3er, bb, k, hr (27 pitches)

- ▶ Allowed six runs (five earned) over his last five games dating to Sept. 15...all of the runs have come in two of those five outings.
- ▶ Overall, has appeared in 38 games for SF, allowing 17 runs (16er) in 38.1 innings (3.76 ERA) with 31 strikeouts and 12 walks since having his contract selected from Triple-A on June 15.
- ▶ Is working exclusively out of the 'pen for the first time in his career.
- ▶ Opponents have a 31.7% hard hit rate off him this season, his lowest in a full season and down from 54.8% last year with NYM.

#72 TREVOR McDONALD ▶ RHP

Pitch Arsenal: 4-Seam FB, Sinker, Curveball, Changeup  
Last Game: 9/21 at LAD; 6.0ip, 6h, r, er, bb, 3k (89 pitches) (start)

- ▶ Will make his second career start tonight.
- ▶ Thrived in his first MLB start last Sunday at LAD...the only Giants this season to pitch at least 6.0 innings and allow zero or one run in a start against LAD this year are McDonald and Justin Verlander.
- ▶ Made his season debut with SF on Sept. 16 at Arizona after being recalled earlier in the day...was his second career MLB game.
- ▶ Has spent all of this season with Triple-A Sacramento, going 9-9 with a 5.31 ERA (84er, 142.1ip) in 29 games/24 starts...he registered 144 strikeouts against 62 walks.
- ▶ Is SF's 17th-best prospect according to MLB Pipeline.

#63 JOEL PEGUERO ▶ RHP (jo-EL peh-GAIR-oh)

Pitch Arsenal: 4 Seam FB, Sinker, Slider, Changeup  
Last Game: 9/23 vs. STL; 1.0ip, k (7 pitches)

- ▶ Had his contract selected from Triple-A on August 21.
- ▶ Has been touched for seven runs (six earned) on seven hits (7.71 ERA), five walks and two homers in his last six appearances.
- ▶ In 15 games with SF he's struck out 16, walked seven and allowed six earned runs in 20.1 innings (2.66 ERA).
- ▶ Has thrown 104 pitches at 100 mph or faster (out of 292 pitches).
- ▶ Made his Major League debut on August 21 in San Diego.
- ▶ Signed by SF as a minor league free agent this past offseason.

#77 CARSON SEYMOUR ▶ RHP

Pitch Arsenal: 4-Seam FB, Sinker, Curveball, Slider, Changeup  
Last Game: 9/24 vs. STL; 3.0ip, bb, 4k (42 pitches)

- ▶ Is back in the bullpen after making three turns through the rotation...had an 8.68 ERA (9er, 9.1ip) in the three starts.
- ▶ Has pitched to a 3.38 ERA (10er, 26.2ip) in 13 games out of the bullpen for SF at the MLB level this year.
- ▶ Also has fared much better on the road (3.18 ERA in seven games, one start) than at home (6.16 ERA in nine games, two starts).
- ▶ Permitted nine homers in 36.0 innings with SF this year.

#74 RYAN WALKER ▶ RHP

Pitch Arsenal: Sinker, Slider  
Last Game: 9/23 vs. STL; L, 1.0ip, 4h, 2r, 2er, k (27 pitches)

- ▶ Allowed six runs on 13 hits (.406 BAA) in 6.2 innings (nine games) this month (8.10 ERA)...is 0-3-4 in that time.
- ▶ This season he's converted 16-of-23 save opportunities and has a 7.40 ERA (17er, 20.2ip) in save situations.
- ▶ Has been more effective at home (2.15 ERA and a .215 BAA in 32g) compared to the road (5.87 ERA and a .285 BAA in 34g).
- ▶ Has stranded 15 of his 23 inherited runners this season.

GIANTS BULLPEN PITCHES THROWN - LAST 5 DAYS

| Pitcher             | Thur | Wed     | Tues | Mon | Sun     |
|---------------------|------|---------|------|-----|---------|
| Tristan Beck (R)    | --   | 11      | --   | 33  | --      |
| Spencer Bivens (R)  | --   | --      | 14   | --  | 8       |
| JT Brubaker (R)     | --   | 68 (GS) | --   | --  | --      |
| José Buttó (R)      | --   | 13      | --   | --  | --      |
| Matt Gage (L)       | --   | --      | --   | 9   | --      |
| Joey Lucchesi (L)   | --   | 12      | 27   | --  | 17      |
| Trevor McDonald (R) | --   | --      | --   | --  | 89 (GS) |
| Joel Peguero (R)    | --   | --      | 7    | 11  | --      |
| Carson Seymour (R)  | --   | 42      | --   | --  | --      |
| Ryan Walker (R)     | --   | --      | 27   | --  | 13      |



BATTERS INFORMATION

#2 WILLY ADAMES ▶ IF (ah-DAH-mess)

Wednesday: 1x5, k, cs Hit Streak: 2 (3x10)  
STL Series: 3x14, r, 2b, rbi, 2k, sb, cs (3g) Last HR: 9/9 vs. ARI  
Road Trip: 2x23, 2r, 2b, rbi, 8bb, 11k, sb (7g)

- ▶ Is 9-for-his-last-51 (.176) with three RBI in his last 14 games dating to September 10 but has three hits in his last 10 at-bats.
- ▶ Leads the club with 28 home runs and 12 stolen bases...he could become the first shortstop to lead the Giants in both categories in a season since **George Davis** in 1897.
- ▶ His 28 HRs are the most by a Giants' RHB since **Jeff Kent**'s 37 in 2002.
- ▶ Is homerless in his last 14 games, his longest homer drought of the season since his first day off on June 8...needs two homers to become the first Giant with 30 HRs since **Barry Bonds** in 2004.
- ▶ His 23 homers since June 10 are fourth-most in the NL in that span.
- ▶ His 28 homers as a shortstop are second-most in the Majors this season behind Francisco Lindor (29) ...his 84 RBI are third most.
- ▶ Appeared in 157 of SF's 159 games this season.

#14 PATRICK BAILEY ▶ C

Wednesday: 0x0 off the bench Hit Streak: 3 (5x10)  
STL Series: 4x8, 3r, 2b, 2rbi (3g) Last HR: 9/12 vs. LAD  
Road Trip: 4x19, 2r, 2b, rbi, bb, 9k (7g)

- ▶ Is 8-for-24 (.333) with three RBI in his last eight games.
- ▶ Is 20x65 (.308) with 14 runs and four HRs in 22g this month...his 16 RBI in September are tied for fifth-most in the NL.
- ▶ Very well could win his second Gold Glove this year...behind the plate, Bailey leads MLB with +25 Catcher Framing Runs overall... he's worth +14 on balls outside the zone (turning them into strikes), nearly twice as many as any other catcher, and +11 in the strike zone (keeping strikes a strike).
- ▶ Also ranks among MLB's best in Defensive Runs Saved (+19, 1st), shadow strike rate (47.7%, 2nd) and pop time to 2B (1.86s, T-2nd).

#26 MATT CHAPMAN ▶ IF

Wednesday: -- Hit Streak: 2 (2x8)  
STL Series: 2x8, 2r, 2b, rbi, 2k, sf (2g) Last HR: 9/8 vs. ARI  
Road Trip: 2x25, 3r, 2b, 3rbi, 4bb, 9k, sf (7g)

- ▶ Is just 4x36 (.111) in his last 10 games with 12 strikeouts.
- ▶ Is one hit shy of 1,000 for his career.
- ▶ His 48 homers are tied with **Johnny Mize** for fourth-most through a Giants' first two seasons with the team (*Stats, LLC*).
- ▶ Since the start of last season, the Giants are 59-24 when Chapman records an RBI in a game and 34-10 when he homers.

#16 RAFAEL DEVERS ▶ IF

Wednesday: 1x4, r, hr, rbi, bb, 2k Hit Streak: 5 (5x20)  
STL Series: 3x12, 2r, 2hr, 2rbi, 2bb, 4k (3g) Last HR: 9/24 vs. STL  
Road Trip: 4x28, 2r, hr, 3rbi, 3bb, 11k (7g)

- ▶ Lined his first career Splash Hit on Wednesday (108th by a Giant).
- ▶ Is 10-for-67 (.149) in his last 18g and hitting .188 in 22g this month.
- ▶ Is one of five players this year w/100 RBI and 100 BBs (also: Schwarber, Judge, Soto, Ohtani) ...Devers was first to do it this season.
- ▶ Is averaging career-bests in walk rate (15.2%) & hard hit rate (55.7%).

#78 BRYCE ELDRIDGE ▶ IF

Wednesday: 2x4, 2b, 2k Hit Streak: 1 (2x4)  
STL Series: 2x9, 2b, 3bb, 3k (3g) Last HR: --  
Road Trip: 1x15, r, 2b, 3rbi, 2bb, 7k, hbp (5g)

- ▶ Recorded his first career multi-hit game on Wednesday.
- ▶ 10 of Eldridge's 14 batted balls w/SF have been hit 99mph or higher...nine of the 14 have been 100 mph or greater.
- ▶ Made his home debut Monday...at 20 years and 337 days old, he was the youngest SF position player to play at Oracle Park and youngest SF player since **Madison Bumgarner** (20yr, 330d) on June 27, 2010.
- ▶ Collected his first MLB hit Saturday with a three-run double in 1st inning...became the first Giants player to have a three-run double as his first career hit since RBI became official in 1920.
- ▶ 20-year-old was selected to the ML roster on Sept. 15.
- ▶ Became the youngest Giant to make his MLB debut (20 years, 330 days) since **Madison Bumgarner** did so at 20y, 38d on Sept. 8, 2009.
- ▶ SF's top prospect is the #13 overall prospect according to *MLB Pipeline* and the game's #19 prospect according to *Baseball America*.
- ▶ In 66 games at Triple-A this year he slashed .249/.322/.514 (.836 OPS) with 13 doubles, 18 homers and 63 RBI.
- ▶ He owned a 63.5% hard-hit rate at AAA this season, tops in Triple-A among players with at least 250 plate appearances.

#59 JERAR ENCARNACION ▶ IF/OF

Wednesday: -- Hit Streak: -1 (0x4)  
STL Series: 0x4, 2k (1g) Last HR: 8/6 at PIT  
Road Trip: 5x14, r, 2b, 3rbi, bb, 5k (5g)

- ▶ Is 6x23 (.261) with two doubles and five RBI in eight games since coming off the IL on September 13 (right hamstring strain).
- ▶ Missed 131 games across three IL stints this season...missed the first 59g w/a left hand fracture & 40g with a left oblique strain (6/17-8/8).

#41 WILMER FLORES ▶ IF

Wednesday: -- Hit Streak: -2 (0x2)  
STL Series: 0x2, 2k (2g) Last HR: 9/16 at ARI  
Road Trip: 3x9, 2r, hr, 3rbi, k (3g)

- ▶ His 71 RBI match his career-high from 2022.
- ▶ Is 6x17 with two doubles, four RBI and a walk as a pinch hitter.
- ▶ Batting .333 (36x108) with seven HRs and 58 RBI with RISP...the .333 average w/ RISP is tied for seventh-best in the NL.
- ▶ SF is 31-13 this season when he has an RBI & 11-3 when he homers.

#61 DREW GILBERT ▶ OF

Wednesday: 0x4 Hit Streak: -1 (0x4)  
STL Series: 1x10, r, bb, 2k (3g) Last HR: 9/3 at COL  
Road Trip: 2x17, r, rbi, 2bb, 6k (6g)

- ▶ Is 7x52 (.135) in last 18 games dating to Sept. 2.
- ▶ Is 19x98 (.194) with nine XBHs & 13 RBI in 36 games w/SF.
- ▶ His jumps in the OF have registered at 2.2 feet above MLB average.
- ▶ Acquired from the Mets on July 30 in the RHP Tyler Rogers trade.

#21 ANDREW KNIZNER ▶ C (KIZZ-ner)

Wednesday: 1x2, 3b, 2rbi, bb, sf Hit Streak: 1 (1x2)  
STL Series: 1x2, 3b, 2rbi, bb, sf (1g) Last HR: 6/13 at LAD  
Road Trip: 1x4, hbp (2g)

- ▶ Lined his first career triple on Wednesday.
- ▶ Is 14x46 (.304) with seven runs and four RBI in his last 21 games.
- ▶ Is 17x75 (.227) with a homer and three RBI in 32g for SF (27 starts).

#50 CHRISTIAN KOSS ▶ IF (KAWSS)

Wednesday: 1x3, 2r, bb Hit Streak: 4 (5x11)  
STL Series: 2x6, 3r, rbi, 2bb, sb (3g) Last HR: 8/5 at PIT  
Road Trip: 4x10, 2r, 2 2b, 2rbi, 3k (4g)

- ▶ Is 11x31 (.355) in his last 13 games.
- ▶ Owns an .823 OPS with seven XBH and 17 RBI in 38 home games... has a .563 OPS with five XBH and six RBI in 35 road games.
- ▶ Has appeared in games at 2B (45), 3B (13), SS (6) and pitcher (4).

#51 JUNG HOO LEE ▶ OF (jung who)

Wednesday: 1x4, 2b, k Hit Streak: 2 (2x8)  
STL Series: 2x8, 2b, rbi, 2k (2g) Last HR: 9/8 vs. ARI  
Road Trip: 2x18, 2r, 2bb, 2k (6g)

- ▶ Is 4-for-his-last-36 (.111) dating to September 10 (11g).
- ▶ Is the fifth Giant in SF history with 30+ 2B and 10+ 3B in a season.
- ▶ When Lee scores a run this year SF is 37-17.
- ▶ His 11 triples are tied for third-most in MLB and most by a Giant in a single season since **Brandon Crawford** also had 11 triples in 2016.
- ▶ His 11.4% strikeout rate ranks in the top 6% of MLB.
- ▶ Played in 147 games, the most he's played in his career (incl. KBO).

#58 GRANT McCRAY ▶ OF

Wednesday: 0x0 off the bench Hit Streak: -6 (0x14)  
STL Series: 0x0 (2g) Last HR: 9/7/24 at SD  
Road Trip: 0x0, rbi, sf (2g)

- ▶ Recalled from Triple-A on Sept. 1...appeared in 9g for defense since.
- ▶ His 101.7 mph outfield assist in the 10th inning on Sept. 12 was the hardest thrown OF assist by a Giant in the *Statcast* era (since 2015).
- ▶ Hit .250 (111x444) with 19 doubles, five triples, 15 home runs, 71 RBI and 55 walks in 110 games with the River Cats this year.

#17 HELIOT RAMOS ▶ OF (Elliott)

Wednesday: 1x5, 2k Hit Streak: 3 (5x15)  
STL Series: 5x15, 3r, 2hr, 4rbi, 3k (3g) Last HR: 9/23 vs. STL  
Road Trip: 4x28, 3r, 2b, hr, rbi, 2bb, 6k (7g)

- ▶ Is the first Giant to hit 20 homers as a LF since **Barry Bonds** in 2007... his 41 multi-hit games are most by a Giant since **Posey** in 2017 (47).
- ▶ Homered in four of his last six games).
- ▶ Worth -9 outs above average in LF, the second-worst mark among left fielders in MLB...his nine errors are most by a LF in MLB.
- ▶ 15 of his 20 homers have come vs. RHP.
- ▶ Has started 153 of the SF's 159 games, 150 in LF and three as DH.
- ▶ His 17 HBPs are fifth-most in MLB.
- ▶ Has five leadoff homers this season...is one of two in SF history to have 5+ leadoff HR in same season as a RH batter, joining **Bobby Bonds** who did so three times (11, 1973; 5, 1969; 5, 1970).

#10 CASEY SCHMITT ▶ IF

Wednesday: 3x4, r, 2b, k Hit Streak: 2 (4x8)  
STL Series: 4x8, 2r, 2b, 2k (2g) Last HR: 9/15 at ARI  
Road Trip: 3x16, 2r, hr, rbi, 3bb, 4k (5g)

- ▶ Is 7x34 (.206) in his past 10 games but is 4-for-his-last-8.
- ▶ Is batting .254 (17x67) with five HRs and 31 RBI w/RISP.
- ▶ Has a .783 OPS against RHPs with 10 homers and a .565 OPS vs. LHP with one homer.
- ▶ Has made 84 starts (12 at 1st, 47 at 2B, 23 at 3rd, 1 at SS, 1 at DH).

| GIANTS RUN INFORMATION |    |    |    |    |     |     |    |    |    |     |
|------------------------|----|----|----|----|-----|-----|----|----|----|-----|
| Team                   | 1  | 2  | 3  | 4  | 5   | 6   | 7  | 8  | 9  | 10+ |
| Giants                 | 89 | 66 | 76 | 75 | 83  | 100 | 63 | 56 | 55 | 28  |
| Opponents              | 74 | 74 | 82 | 68 | 108 | 94  | 60 | 53 | 51 | 14  |

| WALK-OFF WINS (11) |              |             |
|--------------------|--------------|-------------|
| Player             | Date         | Play Result |
| Willy Adames       | 4/4 vs. SEA  | Single      |
| Wilmer Flores      | 4/6 vs. SEA  | Single      |
| Mike Yastrzemski   | 4/9 vs. CIN  | Home Run    |
| Patrick Bailey     | 4/26 vs. TEX | Single      |
| Heliot Ramos       | 4/27 vs. TEX | Single      |
| Wilmer Flores      | 5/17 vs. ATH | Walk        |
| Tyler Fitzgerald   | 6/6 vs. ATL  | Wild Pitch  |
| Matt Chapman       | 6/7 vs. ATL  | Home Run    |
| Patrick Bailey     | 7/8 vs. PHI  | Home Run    |
| Jung Hoo Lee       | 8/28 vs. CHC | Single      |
| Patrick Bailey     | 9/12 vs. LAD | Home Run    |

| WALK-OFF LOSSES (6)               |             |                  |
|-----------------------------------|-------------|------------------|
| Player                            | Date        | Play Result      |
| Jo Adell                          | 4/20 at LAA | Double           |
| DaShawn Keirse <span>y</span> Jr. | 5/11 at MIN | Single           |
| Orlando Arcia                     | 6/12 at COL | Single           |
| Isiah Kiner-Falefa                | 8/4 at PIT  | Fielder's Choice |
| William Contreras                 | 8/22 at MIL | Home Run         |
| Jordan Walker                     | 9/6 at STL  | Double           |

| CAREER GAME-ENDING HITS & WALK-OFF RBI |                           |                           |
|--|---------------------------|---------------------------|
| Player                                 | Hits (Last)               | RBI (last)                |
| Adames                                 | 6 (4/4/25 vs. SEA, 1B)    | 6 (4/4/25 vs. SEA, 1B)    |
| Bailey                                 | 6 (9/12/25 vs. LAD, GSHR) | 6 (9/12/25 vs. LAD, GSHR) |
| Chapman                                | 4 (6/7/25 vs. ATL, HR)    | 4 (6/7/25 vs. ATL, HR)    |
| Devers                                 | 5 (5/24/25 vs. BAL)       | 5 (5/24/25 vs. BAL)       |
| Encarnacion                            | --                        | --                        |
| Flores                                 | 9 (4/6/25 vs. SEA, 1B)    | 14 (5/17/25 vs. ATH, BB)  |
| Knizner                                | --                        | --                        |
| Koss                                   | --                        | --                        |
| Lee                                    | 1 (8/28/25 vs. CHC, 1B)   | 1 (8/28/25 vs. CHC, 1B)   |
| Ramos                                  | --                        | --                        |
| Smith                                  | 2 (6/25/21 vs. PHI, 1B)   | 2 (6/25/21 vs. PHI, 1B)   |

| GIANTS CAREER MILESTONES TRACKER |            |       |             |
|----------------------------------|------------|-------|-------------|
| Player                           | Stat       | Total | Approaching |
| Adames                           | Doubles    | 194   | 200         |
| Bivens                           | Strikeouts | 94    | 100         |
| Buttó                            | Games      | 94    | 100         |
| Chapman                          | Hits       | 999   | 1,000       |
| Devers                           | Doubles    | 286   | 300         |
| Knizner                          | RBI        | 90    | 100         |
| Ramos                            | Walks      | 94    | 100         |
| Webb                             | Strikeouts | 986   | 1,000       |

| CATCHER'S LOG  |        |    |    |       |    |
|----------------|--------|----|----|-------|----|
| Catcher        | Inn    | CS | SB | CS%   | PB |
| Patrick Bailey | 1011.2 | 27 | 60 | 31.0% | 8  |
| Andrew Knizner | 225.0  | 4  | 14 | 22.2% | 0  |
| Sam Huff       | 148.1  | 7  | 17 | 29.2% | 1  |
| Logan Porter   | 21.2   | 0  | 0  | -     | 0  |
| Total          | 1406.2 | 38 | 91 | 29.5% | 9  |

| OUTFIELD ASSISTS (23) |       |
|-----------------------|-------|
| Player                | Total |
| Mike Yastrzemski      | 9     |
| Jung Hoo Lee          | 7     |
| Heliot Ramos          | 5     |
| Jerar Encarnacion     | 1     |
| Drew Gilbert          | 1     |

| 2025 INSTANT REPLAY INFORMATION |            |     |      |      |
|---------------------------------|------------|-----|------|------|
| Team                            | Challenges | Won | Lost | Rate |
| Giants                          | 45         | 26  | 19   | 58%  |
| Opponents                       | 42         | 24  | 18   | 57%  |

| GIANTS EJECTIONS (7) |                  |                |
|----------------------|------------------|----------------|
| Date                 | Player/Coach     | Umpire         |
| 5/11 @ MIN           | Bob Melvin       | Ramon De Jesus |
| 5/27 @ DET           | Bob Melvin       | Tony Randazzo  |
| 6/30 @ AZ            | Bob Melvin       | Quinn Wolcott  |
| 7/20 @ TOR           | Justin Verlander | Chad Whitson   |
| 9/2 @ COL            | Matt Chapman     | Phil Cuzzi     |
| 9/2 @ COL            | Willy Adames     | Phil Cuzzi     |
| 9/3 @ COL            | Bob Melvin       | Dan Bellino    |

| 2025 GIANTS RECORD WHEN... |       |                                   |         |
|----------------------------|-------|-----------------------------------|---------|
| Overall .....              | 78-81 | Series Opener at Home .....       | 11-14   |
| Home .....                 | 39-39 | Series Opener on Road .....       | 13-13   |
| Road .....                 | 39-42 | By Series .....                   | 24-24-3 |
| Day .....                  | 32-33 | By Home Series .....              | 11-13-1 |
| Night .....                | 46-48 | By Road Series .....              | 13-11-2 |
| Current Streak .....       | W1    | Rubber Games .....                | 13-9    |
| Last 5 Games .....         | 2-3   | Sweeps/Were Swept .....           | 6-8     |
| Last 10 Games .....        | 3-7   | Scored First .....                | 53-31   |
| March .....                | 3-1   | Opponent Scored First .....       | 25-50   |
| April .....                | 16-11 | 1-run games .....                 | 27-30   |
| May .....                  | 13-14 | 1 or 2 run games .....            | 40-50   |
| June .....                 | 13-14 | Comeback Wins .....               | 37-38   |
| July .....                 | 9-15  | Last AB Wins .....                | 23-14   |
| August .....               | 14-14 | Walkoff Wins .....                | 11-7    |
| September .....            | 10-12 | Extra Innings .....               | 9-6     |
| Vs. LHSP .....             | 16-28 | Led After 6 .....                 | 55-10   |
| Vs. RHSP .....             | 62-53 | Led After 7 .....                 | 57-8    |
| Series Opener .....        | 24-27 | Led After 8 .....                 | 61-6    |
| Tied After 6 .....         | 10-11 | Hit 2+ HR .....                   | 35-9    |
| Tied After 7 .....         | 9-8   | Scored 3 or Fewer Runs .....      | 17-54   |
| Tied After 8 .....         | 11-5  | Scored 4 or More Runs .....       | 61-27   |
| Behind After 6 .....       | 12-60 | Scored 5 or More Runs .....       | 48-17   |
| Behind After 7 .....       | 11-65 | Allowed 3 or Fewer Runs .....     | 56-24   |
| Behind After 8 .....       | 5-70  | Allowed 4 or More Runs .....      | 22-57   |
| Division Games .....       | 21-28 | Allowed 5 or More Runs .....      | 14-48   |
| Vs. Other Divisions .....  | 57-53 | More Hits than Opponent .....     | 45-15   |
| Vs. A.L. Teams .....       | 24-24 | Fewer Hits than Opponent .....    | 27-62   |
| Vs. N.L. Teams .....       | 54-57 | Committed No Errors .....         | 52-36   |
| Vs. A.L. East .....        | 7-8   | Committed 1 or More Errors ..     | 26-45   |
| Vs. A.L. Central .....     | 3-12  | Before All-star Game .....        | 52-45   |
| Vs. A.L. West .....        | 14-4  | After All-star Game .....         | 26-36   |
| Vs. N.L. East .....        | 16-15 | Starter Goes at least 5 inn ..... | 64-44   |
| Vs. N.L. Central .....     | 17-14 | Starter Goes at least 6 inn ..... | 34-31   |
| Vs. N.L. West .....        | 21-28 | Starter Goes at least 7 inn ..... | 15-8    |
| Hit 0 HR .....             | 19-36 |                                   |         |
| Hit 1+ HR .....            | 59-45 |                                   |         |

HOME RUN BREAKDOWNS

| Player            | Total | RUNNERS ON |    |    |   | SPLITS |     |      |      | SCORE     |          |          | STATCAST MAX |               |                 |              |
|-------------------|-------|------------|----|----|---|--------|-----|------|------|-----------|----------|----------|--------------|---------------|-----------------|--------------|
|                   |       | 0          | 1  | 2  | 3 | vL     | vR  | Home | Away | Tied Game | Go Ahead | Team W-L | EV (mph)     | Distance (ft) | Bat Speed (mph) | Last HR      |
| Willy Adames      | 28    | 21         | 6  | 1  | - | 10     | 18  | 11   | 17   | 2         | 12       | 14-10    | 108.8        | 452           | 76.3            | 9/9 vs. AZ   |
| Patrick Bailey    | 6     | 3          | 1  | 1  | 1 | 1      | 5   | 5    | 1    | -         | 2        | 5-1      | 106.5        | 414           | 75.6            | 9/12 vs. LAD |
| Matt Chapman      | 21    | 9          | 10 | 1  | 1 | 3      | 18  | 12   | 9    | 1         | 5        | 14-5     | 110.7        | 450           | 83.3            | 9/8 vs. AZ   |
| Rafael Devers     | 19    | 13         | 3  | 3  | - | 4      | 15  | 10   | 9    | 2         | 8        | 11-6     | 114.5        | 438           | 81.2            | 9/24 vs. STL |
| Bryce Eldridge    | -     | -          | -  | -  | - | -      | -   | -    | -    | -         | -        | -        | -            | -             | -               | -            |
| Jerar Encarnacion | 2     | 2          | -  | -  | - | 1      | 1   | -    | 2    | 1         | -        | 2-0      | 111.4        | 442           | 79.0            | 8/6 @ PIT    |
| Wilmer Flores     | 16    | 7          | 4  | 4  | 1 | 6      | 10  | 7    | 9    | 2         | 7        | 11-3     | 106.8        | 413           | 70.3            | 9/16 @ AZ    |
| Drew Gilbert      | 3     | 2          | 1  | -  | - | -      | 3   | 1    | 2    | -         | -        | 3-0      | 109.8        | 407           | 73.8            | 9/3 @ COL    |
| Andrew Knizner    | 1     | 1          | -  | -  | - | 1      | -   | -    | 1    | -         | -        | 1-0      | 106.5        | 397           | 73.5            | 6/13 @ LAD   |
| Christian Koss    | 3     | -          | 2  | -  | 1 | -      | 3   | 2    | 1    | -         | 2        | 2-1      | 107.6        | 419           | 77.1            | 8/5 @ PIT    |
| Jung Hoo Lee      | 8     | 2          | 3  | 3  | - | 3      | 5   | 3    | 5    | -         | 3        | 5-2      | 105.4        | 406           | 78.1            | 9/8 vs. AZ   |
| Grant McCray      | -     | -          | -  | -  | - | -      | -   | -    | -    | -         | -        | -        | -            | -             | -               | -            |
| Heliot Ramos      | 20    | 13         | 7  | -  | - | 5      | 15  | 10   | 10   | -         | 9        | 9-11     | 112.8        | 435           | 81.2            | 9/23 vs. STL |
| Casey Schmitt     | 11    | 6          | 1  | 2  | 2 | 1      | 10  | 2    | 9    | 1         | 1        | 8-3      | 111.6        | 423           | 81.4            | 9/15 @ AZ    |
| Team Totals       | 168   | 96         | 47 | 19 | 6 | 43     | 125 | 75   | 93   | -         | -        | -        | 114.5        | 452           | 83.3            | -            |
| Opponent Totals   | 139   | 82         | 45 | 11 | 1 | 37     | 102 | 74   | 65   | -         | -        | -        | 115.4        | 484           | 85.6            | -            |

2-HOMER GAMES (10)

| Player (Career)    | Date         |
|--------------------|--------------|
| Jung Hoo Lee (1)   | 4/13 @ NYY   |
| Willy Adames (8)   | 5/4 vs. COL  |
| Wilmer Flores (10) | 5/16 vs. ATH |
| Willy Adames (9)   | 7/19 at TOR  |
| Rafael Devers (20) | 7/23 at ATL  |
| Matt Chapman (13)  | 7/27 vs. NYM |
| Willy Adames (10)  | 8/22 at MIL  |
| Rafael Devers (21) | 8/27 vs. CHC |
| Willy Adames (11)  | 8/28 vs. CHC |
| Matt Chapman (14)  | 9/3 at COL   |

3-HOMER GAMES (1)

| Player (Career)   | Date         |
|-------------------|--------------|
| Wilmer Flores (1) | 5/16 vs. ATH |

GRAND SLAMS (6)

| Player (Career)    | Date              |
|--------------------|-------------------|
| Matt Chapman (3)   | 5/3 vs. COL       |
| Wilmer Flores (7)  | 5/16 vs. ATH      |
| Christian Koss (1) | 5/13 vs. AZ       |
| Casey Schmitt (1)  | 6/13 @ LAD        |
| Casey Schmitt (2)  | 6/14 @ LAD        |
| Patrick Bailey (1) | 9/12 vs. LAD (wo) |

LEADOFF HOME RUNS (7)

| Player (Career)      | Date         |
|----------------------|--------------|
| Heliot Ramos (1)     | 5/1 vs. COL  |
| Heliot Ramos (2)     | 5/18 vs. ATH |
| Mike Yastrzemski (6) | 6/25 vs. MIA |
| Mike Yastrzemski (7) | 7/2 at AZ    |
| Heliot Ramos (3)     | 8/18 at SD   |
| Jung Hoo Lee (2)     | 8/19 at SD   |
| Heliot Ramos (4)     | 9/19 at LAD  |
| Heliot Ramos (5)     | 9/22 vs. STL |

WALK-OFF HOME RUNS (4)

| Player (Career)      | Date              |
|----------------------|-------------------|
| Mike Yastrzemski (5) | 4/9 vs. CIN       |
| Matt Chapman (3)     | 6/7 vs. ATL       |
| Patrick Bailey (3)   | 7/8 vs. PHI (IP)  |
| Patrick Bailey (4)   | 9/12 vs. LAD (GS) |

BACK-TO-BACK HOMERS (4)

| Player             | Date        |
|--------------------|-------------|
| Gilbert/Fitzgerald | 8/17 vs. TB |
| Ramos/Devers       | 8/18 at SD  |
| Devers/Adames      | 8/21 at SD  |
| Devers/Adames      | 9/5 at STL  |

SPLASH HIT HOME RUNS (2)

| Player (Career)      | Date               |
|----------------------|--------------------|
| Mike Yastrzemski (7) | 4/9 vs. CIN (10th) |
| Dominic Smith (1)    | 8/29 vs. BAL (4th) |
| Rafael Devers (1)    | 9/24 vs. STL (3rd) |

PINCH-HIT HOMERS (3)

| Player (Career)      | Date         |
|----------------------|--------------|
| LaMonte Wade Jr. (2) | 4/2 @ HOU    |
| Daniel Johnson (2)   | 6/15 @ LAD   |
| Luis Matos (1)       | 7/13 vs. LAD |

INSIDE-THE-PARK HOMERS (1)

| Player (Career)    | Date             |
|--------------------|------------------|
| Patrick Bailey (1) | 7/8 vs. PHI (WO) |

TOP-5 HR BY EXIT VELOCITY (MPH)

| PLAYER            | STAT  | DATE         |
|-------------------|-------|--------------|
| Rafael Devers     | 114.5 | 9/1 @ COL    |
| Heliot Ramos      | 112.8 | 5/1 vs. COL  |
| Casey Schmitt     | 111.6 | 6/22 vs. BOS |
| Heliot Ramos      | 111.4 | 5/28 @ DET   |
| Jerar Encarnacion | 111.4 | 8/6 @ PIT    |

TOP-5 HR BY DISTANCE (FT)

| PLAYER            | STAT | DATE         |
|-------------------|------|--------------|
| Willy Adames      | 452  | 6/11 @ COL   |
| Matt Chapman      | 450  | 9/3 @ COL    |
| Jerar Encarnacion | 442  | 8/6 @ PIT    |
| Willy Adames      | 439  | 6/10 @ COL   |
| Rafael Devers     | 438  | 6/26 vs. MIA |

TOP-5 HR BY BAT SPEED (MPH)

| PLAYER        | STAT | DATE         |
|---------------|------|--------------|
| Matt Chapman  | 83.3 | 4/17 @ PHI   |
| Sam Huff      | 82.9 | 4/20 @ LAA   |
| Casey Schmitt | 81.4 | 6/22 vs. BOS |
| Heliot Ramos  | 81.2 | 8/18 @ SD    |
| Rafael Devers | 81.2 | 8/9 vs. WSH  |

DAY-BY-DAY

| GM | Date | D/N     | OPP    | W/L | SCORE     | W-L-SV                    | RECORD | POS | GB/GA | ATT     | GM  | Date | D/N     | OPP    | W/L | SCORE    | W-L-SV                    | RECORD | POS | GB/GA | ATT     |
|----|------|---------|--------|-----|-----------|---------------------------|--------|-----|-------|---------|-----|------|---------|--------|-----|----------|---------------------------|--------|-----|-------|---------|
| 1  | 3/27 | D       | at CIN | W   | 6-4       | Rogers-Gibaut-Walker      | 1-0    | T2  | -1.0  | 43,876* | 98  | 7/18 | N       | at TOR | L   | 0-4      | Bassitt-Verlander         | 52-46  | 3   | -6.0  | 41,339* |
|    | 3/28 | Off Day |        |     |           |                           |        |     |       |         | 99  | 7/19 | D       | at TOR | L   | 3-6      | Lauer-Webb-Hoffman        | 52-47  | 3   | -6.0  | 42,015* |
| 2  | 3/29 | D       | at CIN | L   | 2-3       | Lodolo-Bivens-Pagan       | 1-1    | T3  | -2.5  | 40,200  | 100 | 7/20 | D       | at TOR | L   | 6-8      | Berrios-Ray-Rodriguez     | 52-48  | 3   | -6.0  | 41,693* |
| 3  | 3/30 | D       | at CIN | W   | 6-3       | Ray-Martinez-Doval        | 2-1    | 3   | -2.0  | 14,089  | 101 | 7/21 | N       | at ATL | L   | 5-9      | Elder-Birdsong            | 52-49  | 3   | -7.0  | 34,857  |
| 4  | 3/31 | N       | at HOU | W   | 7-2       | Hicks-Blanco              | 3-1    | 3   | -2.0  | 28,324  | 102 | 7/22 | N       | at ATL | W   | 9-0      | Roupp-Daniel              | 53-49  | 3   | -6.0  | 36,433  |
| 5  | 4/1  | N       | at HOU | W   | 3-1       | Webb-Wesneski-Walker      | 4-1    | 3   | -2.0  | 30,314  | 103 | 7/23 | D       | at ATL | W   | 9-3      | Verlander-Strider         | 54-49  | 3   | -6.0  | 33,352  |
| 6  | 4/2  | D       | at HOU | W   | 6-3       | Rodriguez-Valdez-Doval    | 5-1    | 3   | -2.0  | 24,114  |     | 7/24 | Off Day |        |     |          |                           |        |     |       |         |
|    | 4/3  | Off Day |        |     |           |                           |        |     |       |         | 104 | 7/25 | N       | NYM    | L   | 1-8      | Holmes-Webb               | 54-50  | 3   | -7.0  | 41,163* |
| 7  | 4/4  | D       | SEA    | W   | 10-9 (11) | Bivens-Vargas             | 6-1    | 3   | -1.0  | 40,865* | 105 | 7/26 | N       | NYM    | L   | 1-2      | Peterson-Ray-Diaz         | 54-51  | 3   | -7.0  | 39,029  |
| 8  | 4/5  | N       | SEA    | W   | 4-1       | Ray-Miller-Walker         | 7-1    | 2   | -1.0  | 40,886* | 106 | 7/27 | D       | NYM    | L   | 3-5      | Butto-Rodriguez-Diaz      | 54-52  | 3   | -7.0  | 40,124* |
| 9  | 4/6  | D       | SEA    | W   | 5-4       | Doval-Santos              | 8-1    | 1   | --    | 41,060* | 107 | 7/28 | N       | PIT    | L   | 5-6      | Ramirez-Seymour-Bednar    | 54-53  | 3   | -8.0  | 35,572  |
| 10 | 4/7  | N       | CIN    | L   | 0-2       | Greene-Doval-Santillan    | 8-2    | 2   | -0.5  | 30,138  | 108 | 7/29 | N       | PIT    | L   | 1-3      | Ashcraft-Rogers-Santana   | 54-54  | 3   | -9.0  | 38,142  |
| 11 | 4/8  | N       | CIN    | L   | 0-1       | Lodolo-Roupp-Pagán        | 8-3    | 2   | -0.5  | 30,261  | 109 | 7/30 | D       | PIT    | L   | 1-2 (10) | Mattson-Walker            | 54-55  | 3   | -9.0  | 38,144  |
| 12 | 4/9  | D       | CIN    | W   | 8-6 (10)  | Miller-Pagán              | 9-3    | 2   | -0.5  | 35,186  |     | 7/31 | Off Day |        |     |          |                           |        |     |       |         |
|    | 4/10 | Off Day |        |     |           |                           |        |     |       |         | 110 | 8/1  | N       | at NYM | W   | 4-3 (10) | Walker-Diaz-Rodriguez     | 55-55  | 3   | -9.0  | 42,777* |
| 13 | 4/11 | N       | at NYN | W   | 9-1 (6)   | Ray-Stroman               | 10-3   | 2   | -0.5  | 35,286  | 111 | 8/2  | D       | at NYM | L   | 6-12     | Garrett-Teng              | 55-56  | 3   | -9.0  | 43,455* |
| 14 | 4/12 | D       | at NYN | L   | 4-8       | Warren-Hicks              | 10-4   | 2   | -1.5  | 35,455  | 112 | 8/3  | D       | at NYM | W   | 12-4     | Whisenhunt-Montas         | 56-56  | 3   | -9.0  | 42,876* |
| 15 | 4/13 | D       | at NYN | W   | 5-4       | Webb-Rodón-Walker         | 11-4   | 2   | -1.5  | 36,449  | 113 | 8/4  | N       | at PIT | L   | 4-5      | Moreta-Rodriguez          | 56-57  | 3   | -9.0  | 13,921  |
| 16 | 4/14 | N       | at PHI | W   | 10-4      | Roupp-Walker              | 12-4   | 2   | -1.5  | 40,636  | 114 | 8/5  | N       | at PIT | W   | 8-1      | Webb-Burrows              | 57-57  | 3   | -9.0  | 18,421  |
| 17 | 4/15 | N       | at PHI | L   | 4-6       | Kerkring-Verlander-Strahm | 12-5   | 2   | -1.5  | 38,119  | 115 | 8/6  | D       | at PIT | W   | 4-2      | Walker-Santana-Rodriguez  | 58-57  | 3   | -8.0  | 14,005  |
| 18 | 4/16 | N       | at PHI | W   | 11-4      | Trivino-Nola              | 13-5   | 2   | -1.5  | 38,532  |     | 8/7  | Off Day |        |     |          |                           |        |     |       |         |
| 19 | 4/17 | D       | at PHI | L   | 4-6       | Sanchez-Hicks-Alvarado    | 13-6   | 3   | -2.0  | 41,321  | 116 | 8/8  | N       | WSH    | W   | 5-0      | Teng-Irvin                | 59-57  | 3   | -8.0  | 38,679  |
| 20 | 4/18 | N       | at LAA | L   | 0-2       | Anderson-Webb-Jansen      | 13-7   | 3   | -2.0  | 43,912* | 117 | 8/9  | D       | WSH    | L   | 2-4      | Lord-Whisenhunt-Ferrer    | 59-58  | 3   | -9.0  | 38,742  |
| 21 | 4/19 | N       | at LAA | W   | 3-2       | Roupp-Hendricks-Walker    | 14-7   | 3   | -1.0  | 44,374* | 118 | 8/10 | D       | WSH    | L   | 0-8      | Gore-Verlander            | 59-59  | 3   | -9.0  | 40,089* |
| 22 | 4/20 | D       | at LAA | L   | 4-5       | Darrell-Hicks-Walker      | 14-8   | 3   | -2.0  | 36,026  | 119 | 8/11 | N       | SD     | L   | 1-4      | Darvish-Webb-Suarez       | 59-60  | 3   | -9.0  | 31,018  |
| 23 | 4/21 | N       | MIL    | W   | 5-2       | Birdsong-Anderson-Doval   | 15-8   | 3   | -1.0  | 31,758  | 120 | 8/12 | N       | SD     | L   | 1-5      | Adam-Ray                  | 59-61  | 3   | -9.0  | 35,186  |
| 24 | 4/22 | N       | MIL    | L   | 3-11      | Quintana-Hicks            | 15-9   | 3   | -2.0  | 28,573  | 121 | 8/13 | D       | SD     | L   | 1-11     | Pivetta-Teng              | 59-62  | T3  | -10.0 | 35,080  |
| 25 | 4/23 | N       | MIL    | W   | 4-2       | Webb-Peralta-Doval        | 16-9   | T2  | -1.0  | 29,049  |     | 8/14 | Off Day |        |     |          |                           |        |     |       |         |
| 26 | 4/24 | D       | MIL    | W   | 6-5       | Rogers-Alexander-Doval    | 17-9   | 2   | -0.5  | 28,592  | 122 | 8/15 | N       | TB     | L   | 6-7      | Fairbanks-Rodriguez       | 59-63  | 4   | -10.0 | 34,172  |
| 27 | 4/25 | N       | TEX    | L   | 0-2       | Eovaldi-Verlander-Jackson | 17-10  | 2   | -0.5  | 40,080* | 123 | 8/16 | N       | TB     | L   | 1-2      | Uceta-Buttó-Fairbanks     | 59-64  | 4   | -11.0 | 35,070  |
| 28 | 4/26 | D       | TEX    | W   | 3-2       | Walker-J. Webb            | 18-10  | 1   | 0.5   | 40,153* | 124 | 8/17 | D       | TB     | W   | 7-1      | Webb-Pepiot               | 60-64  | 4   | -11.0 | 38,876  |
| 29 | 4/27 | D       | TEX    | W   | 3-2       | Doval-Jackson             | 19-10  | 1   | 0.5   | 40,118* |     |      |         |        |     |          |                           |        |     |       |         |
|    | 4/28 | Off Day |        |     |           |                           |        |     |       |         | 125 | 8/18 | N       | at SD  | W   | 4-3      | Ray-Cortes-Rodriguez      | 61-64  | 4   | -10.0 | 42,730* |
| 30 | 4/29 | N       | at SD  | L   | 4-7       | Pivetta-Webb-Suarez       | 19-11  | 2   | -1.0  | 47,345* | 126 | 8/19 | N       | at SD  | L   | 1-5      | Pivetta-Teng              | 61-65  | 4   | -11.0 | 40,624* |
| 31 | 4/30 | D       | at SD  | L   | 3-5       | King-Roupp-Suarez         | 19-12  | 3   | -2.0  | 37,698  | 127 | 8/20 | N       | at SD  | L   | 1-8      | Sears-Roupp               | 61-66  | 4   | -11.0 | 42,589* |
| 32 | 5/1  | N       | COL    | L   | 3-4       | Chivilli-Rogers-Agnos     | 19-13  | 3   | -2.5  | 27,198  | 128 | 8/21 | D       | at SD  | L   | 4-8      | Cease-Verlander           | 61-67  | 4   | -12.0 | 39,156  |
| 33 | 5/2  | N       | COL    | W   | 4-0       | Ray-Senzatela             | 20-13  | 3   | -2.5  | 35,036  | 129 | 8/22 | N       | at MIL | L   | 4-5      | Megill-Rodriguez          | 61-68  | 4   | -12.0 | 41,716* |
| 34 | 5/3  | D       | COL    | W   | 6-3       | Rodriguez-Bird-Walker     | 21-13  | 3   | -2.5  | 40,049* | 130 | 8/23 | N       | at MIL | W   | 7-1      | Webb-Anderson             | 62-68  | 4   | -12.0 | 41,034* |
| 35 | 5/4  | D       | COL    | W   | 9-3       | Webb-Márquez              | 22-13  | 3   | -1.5  | 41,087* | 131 | 8/24 | D       | at MIL | W   | 4-3      | Buttó-Megill-Walker       | 63-68  | 4   | -11.0 | 42,053* |
| 36 | 5/5  | N       | at CHC | L   | 2-9       | Boyd-Roupp                | 22-14  | 3   | -2.5  | 36,834  |     | 8/25 | Off Day |        |     |          |                           |        |     |       |         |
| 37 | 5/6  | N       | at CHC | W   | 14-5 (11) | Miller-Pressly            | 23-14  | 3   | -1.5  | 37,303  | 132 | 8/26 | N       | CHC    | W   | 5-2      | Verlander-Boyd-Walker     | 64-68  | 3   | -11.5 | 35,060  |
| 38 | 5/7  | D       | at CHC | W   | 3-1       | Ray-Brown-Walker          | 24-14  | 3   | -1.5  | 31,889  | 133 | 8/27 | N       | CHC    | W   | 12-3     | Whisenhunt-Rea            | 65-68  | 3   | -11.5 | 30,457  |
|    | 5/8  | Off Day |        |     |           |                           |        |     |       |         | 134 | 8/28 | D       | CHC    | W   | 4-3      | Walker-Palencia           | 66-68  | 3   | -11.0 | 32,187  |
| 39 | 5/9  | N       | at MIN | L   | 1-3       | Paddack-Hicks-Coulombe    | 24-15  | 3   | -2.0  | 21,744  | 135 | 8/29 | N       | BAL    | W   | 15-8     | Bivens-Kremer             | 67-68  | 3   | -10.0 | 40,043* |
| 40 | 5/10 | N       | at MIN | L   | 1-2       | Ryan-Webb-Duran           | 24-16  | 3   | -2.0  | 23,813  | 136 | 8/30 | D       | BAL    | L   | 1-11     | Rogers-Seymour            | 67-69  | 4   | -10.0 | 37,711  |
| 41 | 5/11 | D       | at MIN | L   | 6-7 (10)  | Duran-Walker              | 24-17  | 3   | -3.0  | 23,551  | 137 | 8/31 | D       | BAL    | W   | 13-2     | Verlander- Sugano-Bivens  | 68-69  | 3   | -10.0 | 39,220  |
| 42 | 5/12 | N       | AZ     | L   | 1-2       | Kelly-Verlander-S. Miller | 24-18  | 3   | -3.5  | 27,387  | 138 | 9/1  | D       | at COL | W   | 8-2      | Teng-Dollander            | 69-69  | 3   | -9.5  | 28,805  |
| 43 | 5/13 | N       | AZ     | W   | 10-6      | Ray-Pfaadt                | 25-18  | 3   | -2.5  | 30,960  | 139 | 9/2  | N       | at COL | W   | 7-4      | Webb-Freeland-Walker      | 70-69  | 3   | -8.5  | 18,934  |
| 44 | 5/14 | D       | AZ     | L   | 7-8       | Thompson-Hicks-Miller     | 25-19  | 3   | -3.5  | 30,078  | 140 | 9/3  | N       | at COL | W   | 10-8     | Peguero-Peralta-Walker    | 71-69  | 3   | -7.5  | 19,802  |
|    | 5/15 | Off Day |        |     |           |                           |        |     |       |         |     | 9/4  | Off Day |        |     |          |                           |        |     |       |         |
| 45 | 5/16 | N       | ATH    | W   | 9-1       | Webb-Sears                | 26-19  | 3   | -3.0  | 41,112* | 141 | 9/5  | N       | at STL | W   | 8-2      | Seymour-McGreevy-Beck     | 72-69  | 3   | -6.0  | 25,837  |
| 46 | 5/17 | N       | ATH    | W   | 1-0 (10)  | Doval-Miller              | 27-19  | 3   | -2.0  | 40,448* | 142 | 9/6  | N       | at STL | L   | 2-3      | O'Brien-Walker            | 72-70  | 3   | -6.0  | 26,085  |
| 47 | 5/18 | D       | ATH    | W   | 3-2       | Rodriguez-Ferguson-Walker | 28-19  | 3   | -1.0  | 40,051* | 143 | 9/7  | D       | at STL | L   | 3-4      | Gray-Teng-O'Brien         | 72-71  | 3   | -7.0  | 29,923  |
| 48 | 5/19 | N       | KC     | L   | 1-3       | Bubic-Rogers-Estevez      | 28-20  | 3   | -1.0  | 28,432  | 144 | 9/8  | N       | AZ     | W   | 11-5     | Webb-Garcia               | 73-71  | 3   | -7.0  | 26,699  |
| 49 | 5/20 | N       | KC     | W   | 3-2       | Birdsong-Lorenzen-Walker  | 29-20  | 2   | -1.0  | 32,118  | 145 | 9/9  | N       | AZ     | W   | 5-3      | Ray-Gallen-Walker         | 74-71  | 3   | -7.0  | 30,883  |
| 50 | 5/21 | D       | KC     | L   | 4-8       | Bowlan-Webb               | 29-21  | 2   | -2.0  | 29,064  | 146 | 9/10 | D       | AZ     | L   | 3-5      | Rodriguez-Semyour-        | 74-72  | 3   | -8.0  | 33,810  |
|    | 5/22 | Off Day |        |     |           |                           |        |     |       |         |     | 9/11 | Off Day |        |     |          |                           |        |     |       |         |
| 51 | 5/23 | N       | at WSH | W   | 4-0       | Roupp-Gore                | 30-21  | 2   | -2.0  | 19,195  | 147 | 9/12 | N       | LAD    | W   | 5-1 (10) | Peguero-Treinen           | 75-72  | 3   | -7.0  | 40,509* |
| 52 | 5/24 | D       | at WSH | L   | 0-3       | Irvin-Harrison-Lopez      | 30-22  | 2   | -2.0  | 36,873  | 148 | 9/13 | N       | LAD    | L   | 7-13     | Henriquez-Webb            | 75-73  | 3   | -8.0  | 40,474* |
| 53 | 5/25 | D       | at WSH | W   | 3-2       | Ray-Soroka-Walker         | 31-22  | 2   | -1.0  | 31,581  | 149 | 9/14 | D       | LAD    | L   | 2-10     | Glasnow-Ray               | 75-74  | 3   | -9.0  | 40,112* |
| 54 | 5/26 | D       | at DET | L   | 1-3       | Montero-Birdsong-Vest     | 31-23  | 3   | -2.0  | 31,640  | 150 | 9/15 | N       | at AZ  | L   | 1-8      | Gallen-Gage               | 75-75  | 4   | -9.0  | 21,521  |
| 55 | 5/27 | N       | at DET | L   | 1-3       | Flaherty-Webb-Vest        | 31-24  | 3   | -3.0  | 21,092  | 151 | 9/16 | N       | at AZ  | L   | 5-6      | Saalfrank-Walker          | 75-76  | 4   | -9.0  | 26,431  |
| 56 | 5/28 | D       | at DET | L   | 3-4       | Haniffee-Roupp-Kahnle     | 31-25  | 3   | -3.0  | 31,602  | 152 | 9/17 | D       | at AZ  | W   | 5-1 (11) | Peguero-Curtiss           | 76-76  | 4   | -9.0  | 19,513  |
|    | 5/29 | Off Day |        |     |           |                           |        |     |       |         | 153 | 9/18 | N       | at LAD | L   | 1-2      | Dreyer-Webb-Vesia         | 76-77  | 4   | -10.0 | 41,225  |
| 57 | 5/30 | N       | at MIA | W   | 2-0       | Harrison-Quantrill-Doval  | 31-25  | 3   | -3.0  |         | 154 | 9/19 | N       | at LAD | L   | 3-6      | Henriquez-Ray-Scott       | 76-78  | 4   | -11.0 | 53,037* |
| 58 | 5/31 | D       | at MIA | L   | 0-1       | Cabrera-Ray-Faucher       | 32-26  | 3   | -4.0  | 12,387  | 155 | 9/20 | N       | at LAD | L   | 5-7      | Glasnow-Peguero-Dreyer    | 76-79  | 4   | -12.0 | 53,251* |
| 59 | 6/1  | D       | at MIA | W   | 4-2       | Birdsong-Weathers-Doval   | 33-26  | 3   | -3.0  | 13,422  | 156 | 9/21 | D       | at LAD | W   | 3-1      | Bivens-Treinen-Walker     | 77-79  | 4   | -11.0 | 46,601  |
| 60 | 6/2  | N       | SD     | L   | 0-1 (10)  | Suarez-Walker             | 33-27  | 3   | -3.0  | 35,680  | 157 | 9/22 | N       | STL    | L   | 5-6      | McGreevy-Verlander-Romero | 77-80  | 4   | -11.5 | 31,301  |
| 61 | 6/3  | N       | SD     | L   | 2-3 (10)  | Matsui-Bivens-Estrada     | 33-28  | 3   | -4.0  | 35,522  | 158 | 9/23 | N       | STL    | L   | 8-9      | Svanson-Walker- O'Brien   | 77-81  | 4   | -11.5 | 37,012  |
| 62 | 6/4  | N       | SD     | W   | 6-5       | Hjelle-Adam-Rodriguez     | 34-28  | 3   | -3.0  | 34,821  | 159 | 9/24 | N       | STL    | W   | 4-3      | Buttó-O'Brien-Beck        | 78-81  | 4   | -11.5 | 32,409  |



HIGHS & LOWS

| TEAM BATTING                 |                            |
|------------------------------|----------------------------|
| Most At-Bats, Game           | 49, 4/4 vs. SEA            |
| Most Plate Appearances, Game | 56, 4/4 vs. SEA            |
| Most Runs, Game              | 15, 8/29 vs. BAL           |
| Most Runs, Inning            | 9, 5/6 @ CHC               |
| Most Hits, Game              | 18, 2x, last: 9/5 @ STL    |
| Most Hits, Inning            | 6, 2x, last: 8/31 vs. BAL  |
| Fewest Hits, Game            | 1, 9/18 @ LAD              |
| Most Doubles, Game           | 5, 2x, last: 8/15 vs. TB   |
| Most Triples, Game           | 2, 2x, last: 7/11 vs. LAD  |
| Most Extra-Base Hits, Game   | 8, 4/9 vs. CIN             |
| Most Home Runs, Game         | 5, 9/8 vs. AZ              |
| Most Home Runs, Inning       | 3, 8/18 @ SD               |
| Most Total Bases, Game       | 29, 2x, last: 9/8 vs. AZ   |
| Most RBI, Game               | 14, 2x, last: 8/29 vs. BAL |
| Most Stolen Bases, Game      | 4, 2x, last: 6/1 @ MIA     |
| Most Caught Stealing, Game   | 2, 4/21 vs. MIL            |
| Most Walks, Game             | 11, 4/11 @ NYY             |
| Most Hit-By-Pitch, Game      | 3, 2x, last: 7/5 @ ATH     |
| Most Strikeouts, Game        | 17, 3/27 @ CIN             |
| Most Sac Hits, Game          | 2, 3x, last: 7/30 vs. PIT  |
| Most Sac Flies, Game         | 2, 11x, last: 8/31 vs. BAL |
| Most GDP, Game               | 3, 6x, last: 8/21 @ SD     |
| Most Left On Base, Game      | 16, 4/4 vs. SEA            |

| TEAM PITCHING                   |                            |
|---------------------------------|----------------------------|
| Most Innings Pitched, Game      | 11.0, 4x, last: 9/17 @ AZ  |
| Most Runs Allowed, Game         | 13, 2x, last: 9/13 vs. LAD |
| Most Runs Allowed, Inning       | 8, 4/22 vs. MIL            |
| Fewest Runs Allowed, Game       | 0, 6x, last: 8/8 vs. WSH   |
| Most Hits Allowed, Game         | 18, 9/14 vs. LAD           |
| Most Hits Allowed, Inning       | 7, 7/9 vs. PHI             |
| Fewest Hits Allowed, Game       | 2, 2x, last: 6/13 @ LAD    |
| Most Earned Runs Allowed, Game  | 13, 9/13 vs. LAD           |
| Most Doubles Allowed, Game      | 6, 3x, last: 9/23 vs. STL  |
| Most Triples Allowed, Game      | 3, 5/4 vs. COL             |
| Most Home Runs Allowed, Game    | 4, 4x, last: 9/20 @ LAD    |
| Most Stolen Bases Allowed, Game | 3, 7x, last: 8/9 vs. WSH   |
| Most Walks Allowed, Game        | 10, 6/14 @ LAD             |
| Fewest Walks Allowed, Game      | 0, 9x, last: 9/1 @ COL     |
| Most Hit-By-Pitch, Game         | 3, 9/20 @ LAD              |
| Most Strikeouts, Game           | 16, 2x, last: 5/28 @ DET   |

| TEAM FIELDING                  |                        |
|--------------------------------|------------------------|
| Most Errors, Game              | 4, 5/5 @ CHC           |
| Most Double Plays Turned, Game | 3, 5x, last: 9/1 @ COL |

| TEAM MISCELLANEOUS                 |                            |
|------------------------------------|----------------------------|
| Longest Game, Innings              | 11, 4x, last: 9/17 @ AZ    |
| Longest Game, Time (9 Innings)     | 3:15, 9/13 vs. LAD         |
| Longest Game, Time (Extra Innings) | 4:03, 4/4 vs. SEA          |
| Shortest Game, Time                | 1:52, 5/24 @ WSH           |
| Largest Home Crowd                 | 41,163, 7/25 vs. NYM       |
| Smallest Home Crowd                | 26,699, 9/8 vs. AZ         |
| Largest Road Crowd                 | 53,980, 6/15 @ LAD         |
| Smallest Road Crowd                | 10,361, 5/30 @ MIA         |
| Largest Winning Margin             | 11, 8/31 vs. BAL           |
| Largest Losing Margin              | -13, 7/9 vs. PHI           |
| Largest Comeback Win               | 5, 2x, last: 6/4 vs. SD    |
| Largest Lead Blown In Loss         | 5, 2x, last: 9/23 vs. STL  |
| Most Games Under .500              | 7, 1x, last: 8/22 (61-68)  |
| Most Games Over .500               | 12, 2x, last: 6/13 (41-29) |

| INDIVIDUAL BATTING     |   |
|------------------------|---|
| Most At-Bats           | 7, Willy Adames, 4/4 vs. SEA                |
| Most Plate Appearances | 7, 2x, last: Willy Adames, 4/4 vs. SEA      |
| Most Runs              | 4, Rafael Devers, 8/27 vs. CHC              |
| Most Hits              | 4, 10x, last: Jung Hoo Lee, 9/5 @ STL       |
| Most Doubles           | 2, 13x, last: Dominic Smith, 9/5 @ STL      |
| Most Triples           | 1, 27x, last: Andrew Knizner, 9/24 vs. STL  |
| Most Extra-Base Hits   | 3, 7x, last: Matt Chapman, 9/3 @ COL        |
| Most Home Runs         | 3, Wilmer Flores, 5/16 vs. ATH              |
| Most Total Bases       | 12, Wilmer Flores, 5/16 vs. ATH             |
| Most RBI               | 8, Wilmer Flores, 5/16 vs. ATH              |
| Most Stolen Bases      | 2, 2x, last: Heliot Ramos, 6/1 @ MIA        |
| Most Caught Stealing   | 1, 23x, last: Willy Adames, 9/24 vs. STL    |
| Most Walks             | 3, 5x, last: Willy Adames, 7/22 @ ATL       |
| Most Hit-By-Pitch      | 1, 51x, last: Bryce Eldridge, 9/21 @ LAD    |
| Most Strikeouts        | 4, 7x, last: Rafael Devers, 9/19 @ LAD      |
| Most Sac Hits          | 2, 2x, last: Tyler Fitzgerald, 6/22 vs. BOS |
| Most Sac Flies         | 2, 2x, last: Dominic Smith, 6/6 vs. ATL     |
| Most GDP               | 2, 5x, last: Heliot Ramos, 9/17 @ AZ        |
| Most Left On Base      | 8, Matt Chapman, 7/6 @ ATH                  |

| INDIVIDUAL PITCHING                |  |
|------------------------------------|--|
| Most Innings Pitched               | 9.0, Robbie Ray, 7/3 @ AZ                    |
| Most Runs Allowed                  | 7, 4x, last: Justin Verlander, 8/21 @ SD     |
| Most Hits Allowed                  | 11, 2x, last: Justin Verlander, 8/10 vs. WSH |
| Fewest Hits Allowed, Complete Game | 3, Robbie Ray, 7/3 @ AZ                      |
| Most Earned Runs Allowed           | 7, 2x, last: Hayden Birdsong, 6/26 vs. MIA   |
| Most Home Runs Allowed             | 3, 3x, last: Robbie Ray, 9/19 @ LAD          |
| Most Walks Allowed                 | 5, 9x, last: Kai-Wei Teng, 9/7 @ STL         |
| Most Hit-By-Pitch                  | 3, Kai-Wei Teng, 9/20 @ LAD                  |
| Most Strikeouts, Reliever          | 6, Tristan Beck, 8/30 vs. BAL                |
| Most Strikeouts                    | 12, Logan Webb, 4/18 @ LAA                   |

THE LAST TIME...

| FOR THE GIANTS                             |  |
|--|--|
| <b>HITTING:</b>                            |  |
| Hit for the Cycle .....                    | Pablo Sandoval, Sept. 15, 2011 at COL                      |
| Grand Slam .....                           | Patrick Bailey, September 12, 2025 vs. LAD (10th)          |
| Inside-the-Park Home Run .....             | Patrick Bailey, July 8, 2025 vs. PHI (9th) (WO)            |
| Homers from both sides of plate .....      | Pablo Sandoval, Sept. 20, 2012 vs. COL                     |
| Pinch-Hit Home Run .....                   | Luis Matos, July 13, 2025 vs. LAD (9th)                    |
| Pinch-Hit Grand Slam .....                 | J.D. Davis, June 17, 2023 at LAD (7th)                     |
| Home Run in first ML at-bat .....          | Brett Pill, September. 6, 2011 at SD                       |
| Leadoff Home Run .....                     | Heliot Ramos, September 22, 2025 vs. STL                   |
| Walk-off Home Run .....                    | Patrick Bailey, September 12, 2025 vs. LAD (10th)          |
| Walk-off Grand Slam .....                  | Patrick Bailey, September 12, 2025 vs. LAD (10th)          |
| Consecutive Walk-off Wins .....            | April 26-27, 2025 vs. TEX                                  |
| Five-Hit Game .....                        | Alex Dickerson, Sept. 1, 2020 at COL                       |
| Six-Hit Game .....                         | Andrew McCutchen, April 7, 2018 vs. LAD                    |
| Seven-Hit Game .....                       | Brandon Crawford, Aug. 8, 2016 at MIA                      |
| Two Hits, One Inning .....                 | Heliot Ramos, May 6, 2025 at CHC (11th)                    |
| Two Home Runs, One Inning .....            | Pablo Sandoval, Sept. 18, 2011 at COL (4th)                |
| Two Home Runs, Game .....                  | Matt Chapman, September 3, 2025 at COL                     |
| Three Home Run Game .....                  | Wilmer Flores, May 16, 2025 vs. ATH                        |
| Four Home Run Game .....                   | Willie Mays, April 30, 1961 at MIL                         |
| Back-to-Back HRs .....                     | Rafael Devers/Willy Adames, September 5, 2025 at STL (1st) |
| Three Consecutive HRs .....                | Flores/Haniger/Davis, September 8, 2023 vs. COL (6th)      |
| Three Home Runs, One Inning .....          | September 8, 2024 at SD (6th)                              |
| Four Home Runs, One Inning .....           | April 3, 2023 at CWS (5th)                                 |
| Five Home Runs, One Inning .....           | Aug. 23, 1961 at CIN (9th)                                 |
| "Splash Home Run" .....                    | Rafael Devers, September 24, 2025 vs. STL (3rd)            |
| Walk-Off "Splash Hit" Homer .....          | Mike Yastrzemski, April 9, 2025 vs. CIN (10th)             |
| Total Number of Giants "Splash HR's" ..... | 108  |

|  |  |
|--|--|
| <b>PITCHING:</b>                         |  |
| A Perfect Game .....                     | Matt Cain, June 13, 2012 vs. HOU                 |
| No-Hitter .....                          | Blake Snell, August 2, 2024 at CIN               |
| No-Hitter at Home .....                  | Tim Lincecum, June 25, 2014 vs. SD               |
| CG, One-Hitter .....                     | Alex Cobb, August 29, 2023 vs. CIN               |
| 10+ Innings Pitched .....                | Mike LaCoss, Aug. 16, 1987 vs. LA                |
| 15+ Strikeouts .....                     | Blake Snell, July 27, 2024 vs. COL (15) (G1)     |
| Complete Game Shutout .....              | Blake Snell, August 2, 2024 at CIN               |
| Back-to-Back CG Victories .....          | Webb/Snell, July 31-Aug 2, 2024 (vs. OAK/at CIN) |
| Back-to-Back Individual SHO Victories .. | Webb/Snell, July 31-Aug 2, 2024 (vs. OAK/at CIN) |
| Back-to-Back-to-Back Shutouts (Team) ..  | May 19-21, 2015 vs. LAD                          |

|                                      |   |
|--------------------------------------|---|
| <b>MISCELLANEOUS:</b>                |   |
| Turn a Triple Play .....             | May 30, 2008 vs. SD                           |
| Hit Into a Triple Play .....         | Brandon Crawford, July 29, 2016 vs. WAS       |
| Position Player Pitching .....       | Christian Koss, August 30, 2025 vs. BAL (9th) |
| Three-or-more Steals, One Game ..... | Tyler Fitzgerald, Aug. 8, 2024 at WSH         |
| Straight Steal of Home .....         | Omar Vizquel, June 13, 2008 vs. OAK (2nd)     |

| AGAINST THE GIANTS                     |  |
|--|--|
| <b>HITTING:</b>                        |  |
| Hit for the Cycle .....                | Eddie Rosario (ATL), Sept. 19, 2021 at SF            |
| Grand Slam .....                       | Christian Yelich, April 22, 2025 vs. MIL (6th)       |
| Inside-the-Park Home Run .....         | Stuart Fairchild, May 10, 2024 vs. CIN (8th)         |
| HRs from both sides of plate .....     | Lance Berkman, April 13, 2006 vs. HOU                |
| Pinch-Hit Home Run .....               | Ryan O'Hearn, August 18, 2025 at SD (7th)            |
| Pinch-Hit Grand Slam .....             | Ty Kelly, Aug. 19, 2017 vs. PHI                      |
| Home Run in first ML at-bat .....      | Adam Wainwright, May 24, 2006 vs. STL                |
| Leadoff Home Run .....                 | Geraldo Perdomo, September 10, 2025 vs. ARI          |
| Walk-off Home Run .....                | William Contreras, August 22, 2025 at MIL (9th)      |
| Walk-off Grand Slam .....              | Howie Kendrick, Aug. 13, 2017 (GM 2) at WAS          |
| Home Run by a Pitcher .....            | Jake Arrieta, June 3, 2018 vs. PHI                   |
| Five-Hit Game .....                    | Nelson Cruz, April 29, 2023 at SD * (CDMX)           |
| Six-Hit Game .....                     | Rondell White, June 11, 1995 vs. MON                 |
| Seven-Hit Game .....                   | None   |
| Two Hits, One Inning .....             | Jake Bauers, April 22, 2025 vs. MIL (6th)            |
| Two Home Runs, One Inning .....        | Mike Lansing, May 7, 1997 vs. MON                    |
| Two Home Runs, Game .....              | Shohei Ohtani, June 15, 2025 at LAD                  |
| Three Home Run Game .....              | Jack Suwinski, June 19, 2022 at PIT                  |
| Four Home Run Game .....               | None   |
| Back-to-Back HR .....                  | RPaul DeJong/Josh Bell, August 9, 2025 vs. WSH (3rd) |
| Back-to-Back HR to lead off game ..... | Mookie Betts/Max Muncy, June 28, 2021 at LAD         |
| Three Consecutive HRs .....            | Suárez/Winker/Dietrich, May 5, 2019 at CIN (1st)     |
| Three Home Runs, One Inning .....      | July 1, 2023 at NYM (3rd)                            |
| Four Home Runs, One Inning .....       | May 20, 2001 at ATL (7th)                            |
| Five Home Runs, One Inning .....       | None   |
| "Splash Home Run" .....                | Ronny Mauricio, July 27, 2025 vs. NYM (7th)          |
| Total Number of "Splash HR's" .....    | 66   |

|   |  |
|---|--|
| <b>PITCHING:</b>                        |  |
| A Perfect Game .....                    | None   |
| No-Hitter .....                         | Homer Bailey, July 2, 2013 at CIN            |
| No-Hitter at SF .....                   | Kevin Brown, June 10, 1997 at SF             |
| CG, One-Hitter .....                    | Germán Márquez, April 14, 2019 vs. COL       |
| 10+ Innings Pitched .....               | Cliff Lee, April 18, 2012 vs. PHI (10)       |
| 15+ Strikeouts .....                    | Clayton Kershaw, Sept. 2, 2015 at LAD        |
| Complete Game Shutout .....             | Logan Gilbert, July 4, 2023 vs. SEA          |
| Back-to-Back CG Wins .....              | Kershaw/Rusin, Sept. 2-3, 2015 at LAD/at COL |
| Back-to-Back-Back Shutouts (Team) ..... | April 7-8, 2025 (vs. CIN)                    |

|                                      |  |
|--------------------------------------|--|
| <b>MISCELLANEOUS:</b>                |  |
| Turn a Triple Play .....             | (WAS), July 29, 2016 at AT&T Park (8th)              |
| Hit Into a Triple Play .....         | (SD), May 30, 2004 at AT&T Park (8th)                |
| Position Player Pitching .....       | Alex Jackson , August 31, 2025 vs. BAL (8th)         |
| Three-or-more Steals, One Game ..... | Dylan Moore, August 25, 2024 at SEA                  |
| Straight Steal of Home .....         | Paul Lo Duca (LAD), June 24, 2004 at AT&T Park (4th) |



ROCKIES PITCHERS VS. GIANTS

STATS UPDATED THROUGH SEPTEMBER 25, 2025 AND INCLUDE REGULAR & POSTSEASON STATS

vs. Zach Agnos

| Career         | BA    | OBP   | SLG   | AB | H | 2B | 3B | HR | BB | K |
|----------------|-------|-------|-------|----|---|----|----|----|----|---|
| Willy Adames   | 1.000 | 1.000 | 2.000 | 1  | 1 | 1  | 0  | 0  | 1  | 0 |
| Patrick Bailey | .000  | .000  | .000  | 1  | 0 | 0  | 0  | 0  | 0  | 0 |
| Wilmer Flores  | -     | 1.000 | -     | 0  | 0 | 0  | 0  | 0  | 0  | 0 |
| Andrew Knizner | -     | 1.000 | -     | 0  | 0 | 0  | 0  | 0  | 1  | 0 |
| Christian Koss | .000  | .000  | .000  | 1  | 0 | 0  | 0  | 0  | 0  | 0 |
| Jung Hoo Lee   | .000  | .500  | .000  | 1  | 0 | 0  | 0  | 0  | 1  | 0 |
| Heliot Ramos   | -     | 1.000 | -     | 0  | 0 | 0  | 0  | 0  | 1  | 0 |
| Casey Schmitt  | 1.000 | 1.000 | 4.000 | 1  | 1 | 0  | 0  | 1  | 0  | 0 |

vs. Angel Chivilli

| Career         | BA   | OBP  | SLG   | AB | H | 2B | 3B | HR | BB | K |
|----------------|------|------|-------|----|---|----|----|----|----|---|
| Willy Adames   | .333 | .333 | .667  | 3  | 1 | 1  | 0  | 0  | 0  | 1 |
| Patrick Bailey | .000 | .000 | .000  | 1  | 0 | 0  | 0  | 0  | 0  | 1 |
| Matt Chapman   | .000 | .000 | .000  | 2  | 0 | 0  | 0  | 0  | 0  | 1 |
| Rafael Devers  | .000 | .000 | .000  | 2  | 0 | 0  | 0  | 0  | 0  | 1 |
| Wilmer Flores  | .667 | .667 | 1.667 | 3  | 2 | 0  | 0  | 1  | 0  | 0 |
| Christian Koss | .000 | .000 | .000  | 2  | 0 | 0  | 0  | 0  | 0  | 0 |
| Jung Hoo Lee   | .000 | .500 | .000  | 1  | 0 | 0  | 0  | 0  | 1  | 0 |
| Heliot Ramos   | .000 | .333 | .000  | 2  | 0 | 0  | 0  | 0  | 0  | 1 |
| Casey Schmitt  | .000 | .000 | .000  | 1  | 0 | 0  | 0  | 0  | 0  | 1 |

vs. Jimmy Herget

| Career        | BA    | OBP   | SLG   | AB | H | 2B | 3B | HR | BB | K |
|---------------|-------|-------|-------|----|---|----|----|----|----|---|
| Willy Adames  | 1.000 | 1.000 | 1.000 | 1  | 1 | 0  | 0  | 0  | 0  | 0 |
| Matt Chapman  | .500  | .667  | 1.000 | 2  | 1 | 1  | 0  | 0  | 1  | 0 |
| Rafael Devers | .500  | .667  | 2.000 | 2  | 1 | 0  | 0  | 1  | 1  | 0 |
| Wilmer Flores | .000  | .000  | .000  | 3  | 0 | 0  | 0  | 0  | 0  | 1 |
| Jung Hoo Lee  | .000  | .000  | .000  | 2  | 0 | 0  | 0  | 0  | 0  | 0 |
| Grant McCray  | .000  | .000  | .000  | 1  | 0 | 0  | 0  | 0  | 0  | 0 |
| Heliot Ramos  | .000  | .000  | .000  | 3  | 0 | 0  | 0  | 0  | 0  | 0 |
| Casey Schmitt | .500  | .667  | .500  | 2  | 1 | 0  | 0  | 0  | 1  | 1 |

vs. Jaden Hill

| Career         | BA    | OBP   | SLG   | AB | H | 2B | 3B | HR | BB | K |
|----------------|-------|-------|-------|----|---|----|----|----|----|---|
| Patrick Bailey | 1.000 | 1.000 | 4.000 | 1  | 1 | 0  | 0  | 1  | 0  | 0 |
| Rafael Devers  | .000  | .000  | .000  | 1  | 0 | 0  | 0  | 0  | 0  | 0 |
| Wilmer Flores  | .000  | .000  | .000  | 1  | 0 | 0  | 0  | 0  | 0  | 1 |
| Christian Koss | .000  | .000  | .000  | 1  | 0 | 0  | 0  | 0  | 0  | 0 |
| Jung Hoo Lee   | 1.000 | 1.000 | 1.000 | 1  | 1 | 0  | 0  | 0  | 0  | 0 |
| Heliot Ramos   | .000  | .000  | .000  | 1  | 0 | 0  | 0  | 0  | 0  | 1 |

vs. German Marquez

| Career         | BA   | OBP  | SLG   | AB | H | 2B | 3B | HR | BB | K |
|----------------|------|------|-------|----|---|----|----|----|----|---|
| Willy Adames   | .333 | .300 | 1.000 | 9  | 3 | 0  | 0  | 2  | 0  | 2 |
| Patrick Bailey | .500 | .500 | .500  | 4  | 2 | 0  | 0  | 0  | 0  | 0 |
| Matt Chapman   | .417 | .462 | 1.250 | 12 | 5 | 1  | 0  | 3  | 1  | 4 |
| Rafael Devers  | .167 | .167 | .167  | 6  | 1 | 0  | 0  | 0  | 0  | 2 |
| Wilmer Flores  | .438 | .500 | .688  | 16 | 7 | 1  | 0  | 1  | 2  | 3 |
| Drew Gilbert   | .000 | .333 | .000  | 2  | 0 | 0  | 0  | 0  | 1  | 0 |
| Andrew Knizner | .000 | .000 | .000  | 5  | 0 | 0  | 0  | 0  | 0  | 0 |
| Christian Koss | .000 | .000 | .000  | 2  | 0 | 0  | 0  | 0  | 0  | 0 |
| Jung Hoo Lee   | .000 | .000 | .000  | 2  | 0 | 0  | 0  | 0  | 0  | 1 |
| Heliot Ramos   | .333 | .333 | .333  | 3  | 1 | 0  | 0  | 0  | 0  | 0 |
| Casey Schmitt  | .000 | .000 | .000  | 2  | 0 | 0  | 0  | 0  | 0  | 1 |

vs. Juan Mejia

| Career         | BA    | OBP   | SLG   | AB | H | 2B | 3B | HR | BB | K |
|----------------|-------|-------|-------|----|---|----|----|----|----|---|
| Willy Adames   | .000  | .000  | .000  | 3  | 0 | 0  | 0  | 0  | 0  | 3 |
| Patrick Bailey | .000  | .000  | .000  | 2  | 0 | 0  | 0  | 0  | 0  | 1 |
| Matt Chapman   | .500  | .500  | 2.000 | 2  | 1 | 0  | 0  | 1  | 0  | 0 |
| Wilmer Flores  | .000  | .000  | .000  | 2  | 0 | 0  | 0  | 0  | 0  | 1 |
| Drew Gilbert   | 1.000 | 1.000 | 4.000 | 1  | 1 | 0  | 0  | 1  | 0  | 0 |
| Christian Koss | .000  | .000  | .000  | 1  | 0 | 0  | 0  | 0  | 0  | 0 |
| Jung Hoo Lee   | .000  | .333  | .000  | 2  | 0 | 0  | 0  | 0  | 1  | 0 |
| Heliot Ramos   | .000  | .000  | .000  | 1  | 0 | 0  | 0  | 0  | 0  | 1 |
| Casey Schmitt  | .000  | .000  | .000  | 1  | 0 | 0  | 0  | 0  | 0  | 0 |

vs. Anthony Molina

| Career         | BA    | OBP   | SLG   | AB | H | 2B | 3B | HR | BB | K |
|----------------|-------|-------|-------|----|---|----|----|----|----|---|
| Willy Adames   | 1.000 | 1.000 | 2.500 | 2  | 2 | 0  | 0  | 1  | 0  | 0 |
| Patrick Bailey | .000  | .000  | .000  | 1  | 0 | 0  | 0  | 0  | 0  | 0 |
| Matt Chapman   | .400  | .400  | .600  | 5  | 2 | 1  | 0  | 0  | 0  | 1 |
| Rafael Devers  | .000  | .500  | .000  | 1  | 0 | 0  | 0  | 0  | 1  | 1 |
| Drew Gilbert   | 1.000 | 1.000 | 1.000 | 1  | 1 | 0  | 0  | 0  | 0  | 0 |
| Christian Koss | .000  | .000  | .000  | 2  | 0 | 0  | 0  | 0  | 0  | 0 |
| Jung Hoo Lee   | .500  | .667  | .500  | 2  | 1 | 0  | 0  | 0  | 1  | 0 |
| Heliot Ramos   | .000  | .333  | .000  | 2  | 0 | 0  | 0  | 0  | 1  | 1 |

vs. Luis Peralta

| Career         | BA    | OBP   | SLG   | AB | H | 2B | 3B | HR | BB | K |
|----------------|-------|-------|-------|----|---|----|----|----|----|---|
| Patrick Bailey | 1.000 | 1.000 | 1.000 | 1  | 1 | 0  | 0  | 0  | 0  | 0 |
| Rafael Devers  | .000  | .000  | .000  | 1  | 0 | 0  | 0  | 0  | 0  | 0 |
| Heliot Ramos   | 1.000 | 1.000 | 1.000 | 1  | 1 | 0  | 0  | 0  | 0  | 0 |
| Casey Schmitt  | -     | 1.000 | -     | 0  | 0 | 0  | 0  | 0  | 1  | 0 |

vs. Antonio Senzatela

| Career         | BA   | OBP  | SLG   | AB | H | 2B | 3B | HR | BB | K |
|----------------|------|------|-------|----|---|----|----|----|----|---|
| Willy Adames   | .167 | .333 | .417  | 12 | 2 | 0  | 0  | 1  | 3  | 1 |
| Patrick Bailey | .500 | .500 | .500  | 2  | 1 | 0  | 0  | 0  | 0  | 0 |
| Matt Chapman   | .500 | .556 | 1.000 | 8  | 4 | 1  | 0  | 1  | 1  | 2 |
| Rafael Devers  | .000 | .000 | .000  | 2  | 0 | 0  | 0  | 0  | 0  | 1 |
| Wilmer Flores  | .182 | .182 | .364  | 11 | 2 | 2  | 0  | 0  | 0  | 0 |
| Christian Koss | .333 | .500 | .333  | 3  | 1 | 0  | 0  | 0  | 1  | 0 |
| Jung Hoo Lee   | .375 | .375 | .375  | 8  | 3 | 0  | 0  | 0  | 0  | 1 |
| Heliot Ramos   | .400 | .571 | .400  | 5  | 2 | 0  | 0  | 0  | 2  | 1 |
| Casey Schmitt  | .400 | .400 | 1.000 | 5  | 2 | 0  | 0  | 1  | 0  | 0 |

vs. Victor Vodnik

| Career         | BA   | OBP  | SLG   | AB | H | 2B | 3B | HR | BB | K |
|----------------|------|------|-------|----|---|----|----|----|----|---|
| Patrick Bailey | .000 | .000 | .000  | 2  | 0 | 0  | 0  | 0  | 0  | 1 |
| Matt Chapman   | .500 | .500 | .500  | 4  | 2 | 0  | 0  | 0  | 0  | 0 |
| Rafael Devers  | -    | .000 | -     | 0  | 0 | 0  | 0  | 0  | 0  | 0 |
| Wilmer Flores  | .600 | .600 | .600  | 5  | 3 | 0  | 0  | 0  | 0  | 0 |
| Drew Gilbert   | .000 | .000 | .000  | 1  | 0 | 0  | 0  | 0  | 0  | 0 |
| Heliot Ramos   | .500 | .333 | 2.000 | 2  | 1 | 0  | 0  | 1  | 0  | 1 |

GIANTS PITCHERS VS. ROCKIES

STATS UPDATED THROUGH SEPTEMBER 25, 2025 AND INCLUDE REGULAR & POSTSEASON STATS

vs. Tristan Beck

| Career         | BA    | OBP   | SLG   | AB | H | 2B | 3B | HR | BB | K |
|----------------|-------|-------|-------|----|---|----|----|----|----|---|
| Orlando Arcia  | .500  | .500  | .500  | 4  | 2 | 0  | 0  | 0  | 0  | 1 |
| Jordan Beck    | .000  | .000  | .000  | 1  | 0 | 0  | 0  | 0  | 0  | 0 |
| Brenton Doyle  | .333  | .333  | .333  | 3  | 1 | 0  | 0  | 0  | 0  | 1 |
| Kyle Farmer    | .000  | .000  | .000  | 1  | 0 | 0  | 0  | 0  | 0  | 0 |
| Tyler Freeman  | -     | .000  | -     | 0  | 0 | 0  | 0  | 0  | 0  | 0 |
| Hunter Goodman | .000  | .000  | .000  | 1  | 0 | 0  | 0  | 0  | 0  | 0 |
| Mickey Moniak  | .000  | .000  | .000  | 1  | 0 | 0  | 0  | 0  | 0  | 1 |
| Austin Nola    | .000  | .000  | .000  | 1  | 0 | 0  | 0  | 0  | 0  | 0 |
| Ryan Ritter    | 1.000 | 1.000 | 3.000 | 1  | 1 | 0  | 1  | 0  | 0  | 0 |
| Ezequiel Tovar | .000  | .000  | .000  | 2  | 0 | 0  | 0  | 0  | 0  | 0 |

vs. Spencer Bivens

| Career         | BA    | OBP   | SLG   | AB | H | 2B | 3B | HR | BB | K |
|----------------|-------|-------|-------|----|---|----|----|----|----|---|
| Jordan Beck    | .500  | .500  | 1.500 | 2  | 1 | 0  | 1  | 0  | 0  | 0 |
| Brenton Doyle  | .333  | .333  | 1.000 | 3  | 1 | 0  | 1  | 0  | 0  | 0 |
| Kyle Farmer    | .000  | .000  | .000  | 1  | 0 | 0  | 0  | 0  | 0  | 0 |
| Tyler Freeman  | -     | 1.000 | -     | 0  | 0 | 0  | 0  | 0  | 1  | 0 |
| Hunter Goodman | .667  | .667  | 1.333 | 3  | 2 | 0  | 1  | 0  | 0  | 0 |
| Sam Hilliard   | .000  | .000  | .000  | 2  | 0 | 0  | 0  | 0  | 0  | 1 |
| Mickey Moniak  | .000  | .000  | .000  | 1  | 0 | 0  | 0  | 0  | 0  | 1 |
| Ryan Ritter    | .000  | .000  | .000  | 1  | 0 | 0  | 0  | 0  | 0  | 1 |
| Ezequiel Tovar | 1.000 | 1.000 | 2.000 | 1  | 1 | 1  | 0  | 0  | 0  | 0 |

vs. JT Brubaker

| Career           | BA    | OBP   | SLG   | AB | H | 2B | 3B | HR | BB | K |
|------------------|-------|-------|-------|----|---|----|----|----|----|---|
| Orlando Arcia    | .333  | .333  | .333  | 3  | 1 | 0  | 0  | 0  | 0  | 1 |
| Jordan Beck      | 1.000 | 1.000 | 2.000 | 1  | 1 | 1  | 0  | 0  | 0  | 0 |
| Warming Bernabel | .000  | .000  | .000  | 1  | 0 | 0  | 0  | 0  | 0  | 0 |
| Brenton Doyle    | .000  | .000  | .000  | 1  | 0 | 0  | 0  | 0  | 0  | 0 |
| Kyle Farmer      | .250  | .333  | .250  | 8  | 2 | 0  | 0  | 0  | 1  | 1 |
| Tyler Freeman    | .500  | .500  | .500  | 2  | 1 | 0  | 0  | 0  | 0  | 0 |
| Braxton Fulford  | .000  | .000  | .000  | 1  | 0 | 0  | 0  | 0  | 0  | 0 |
| Hunter Goodman   | .000  | .000  | .000  | 1  | 0 | 0  | 0  | 0  | 0  | 1 |
| Kyle Karros      | 1.000 | 1.000 | 1.000 | 1  | 1 | 0  | 0  | 0  | 0  | 0 |
| Mickey Moniak    | -     | 1.000 | -     | 0  | 0 | 0  | 0  | 0  | 1  | 0 |
| Ryan Ritter      | .000  | .000  | .000  | 1  | 0 | 0  | 0  | 0  | 0  | 1 |
| Ezequiel Tovar   | .000  | .000  | .000  | 1  | 0 | 0  | 0  | 0  | 0  | 0 |

vs. Jose Butto

| Career             | BA   | OBP   | SLG   | AB | H | 2B | 3B | HR | BB | K |
|--------------------|------|-------|-------|----|---|----|----|----|----|---|
| Orlando Arcia      | .000 | .000  | .000  | 1  | 0 | 0  | 0  | 0  | 0  | 0 |
| Jordan Beck        | .000 | .500  | .000  | 1  | 0 | 0  | 0  | 0  | 1  | 1 |
| Brenton Doyle      | .000 | .000  | .000  | 5  | 0 | 0  | 0  | 0  | 0  | 2 |
| Kyle Farmer        | .000 | .000  | .000  | 2  | 0 | 0  | 0  | 0  | 0  | 1 |
| Yanquiel Fernandez | .000 | .000  | .000  | 1  | 0 | 0  | 0  | 0  | 0  | 0 |
| Tyler Freeman      | -    | 1.000 | -     | 0  | 0 | 0  | 0  | 0  | 1  | 0 |
| Hunter Goodman     | .500 | .500  | 2.000 | 2  | 1 | 0  | 0  | 1  | 0  | 0 |
| Kyle Karros        | .000 | .000  | .000  | 1  | 0 | 0  | 0  | 0  | 0  | 1 |
| Mickey Moniak      | .000 | .000  | .000  | 2  | 0 | 0  | 0  | 0  | 0  | 1 |
| Ryan Ritter        | .000 | .000  | .000  | 2  | 0 | 0  | 0  | 0  | 0  | 0 |
| Ezequiel Tovar     | .500 | .500  | .500  | 4  | 2 | 0  | 0  | 0  | 0  | 0 |

vs. Joey Lucchesi

| Career          | BA   | OBP  | SLG  | AB | H | 2B | 3B | HR | BB | K |
|-----------------|------|------|------|----|---|----|----|----|----|---|
| Orlando Arcia   | .250 | .250 | .250 | 8  | 2 | 0  | 0  | 0  | 0  | 0 |
| Brenton Doyle   | .500 | .500 | .500 | 2  | 1 | 0  | 0  | 0  | 0  | 1 |
| Kyle Farmer     | .000 | .500 | .000 | 2  | 0 | 0  | 0  | 0  | 2  | 1 |
| Braxton Fulford | .000 | .000 | .000 | 1  | 0 | 0  | 0  | 0  | 0  | 0 |
| Kyle Karros     | .000 | .000 | .000 | 1  | 0 | 0  | 0  | 0  | 0  | 0 |
| Ezequiel Tovar  | .000 | .000 | .000 | 3  | 0 | 0  | 0  | 0  | 0  | 0 |

vs. Joel Peguero

| Career             | BA    | OBP   | SLG   | AB | H | 2B | 3B | HR | BB | K |
|--------------------|-------|-------|-------|----|---|----|----|----|----|---|
| Orlando Arcia      | .000  | .000  | .000  | 1  | 0 | 0  | 0  | 0  | 0  | 0 |
| Warming Bernabel   | .000  | .000  | .000  | 1  | 0 | 0  | 0  | 0  | 0  | 0 |
| Brenton Doyle      | .000  | .000  | .000  | 1  | 0 | 0  | 0  | 0  | 0  | 0 |
| Yanquiel Fernandez | 1.000 | 1.000 | 2.000 | 1  | 1 | 1  | 0  | 0  | 0  | 0 |
| Tyler Freeman      | 1.000 | 1.000 | 1.000 | 1  | 1 | 0  | 0  | 0  | 0  | 0 |
| Braxton Fulford    | .000  | .000  | .000  | 1  | 0 | 0  | 0  | 0  | 0  | 0 |
| Hunter Goodman     | .000  | .000  | .000  | 1  | 0 | 0  | 0  | 0  | 0  | 1 |
| Kyle Karros        | .000  | .000  | .000  | 2  | 0 | 0  | 0  | 0  | 0  | 0 |
| Mickey Moniak      | .000  | .000  | .000  | 1  | 0 | 0  | 0  | 0  | 0  | 0 |

vs. Kai-Wei Teng

| Career             | BA   | OBP  | SLG   | AB | H | 2B | 3B | HR | BB | K |
|--------------------|------|------|-------|----|---|----|----|----|----|---|
| Orlando Arcia      | .000 | .000 | .000  | 2  | 0 | 0  | 0  | 0  | 0  | 2 |
| Jordan Beck        | .333 | .333 | .667  | 3  | 1 | 1  | 0  | 0  | 0  | 1 |
| Brenton Doyle      | .667 | .667 | .667  | 3  | 2 | 0  | 0  | 0  | 0  | 1 |
| Yanquiel Fernandez | .500 | .500 | .500  | 2  | 1 | 0  | 0  | 0  | 0  | 1 |
| Tyler Freeman      | .667 | .667 | .667  | 3  | 2 | 0  | 0  | 0  | 0  | 0 |
| Hunter Goodman     | .000 | .000 | .000  | 3  | 0 | 0  | 0  | 0  | 0  | 2 |
| Kyle Karros        | .000 | .000 | .000  | 2  | 0 | 0  | 0  | 0  | 0  | 1 |
| Mickey Moniak      | .333 | .333 | .333  | 3  | 1 | 0  | 0  | 0  | 0  | 0 |
| Ezequiel Tovar     | .667 | .667 | 1.000 | 3  | 2 | 1  | 0  | 0  | 0  | 0 |

vs. Ryan Walker

| Career          | BA   | OBP  | SLG  | AB | H | 2B | 3B | HR | BB | K |
|-----------------|------|------|------|----|---|----|----|----|----|---|
| Adael Amador    | .000 | .000 | .000 | 1  | 0 | 0  | 0  | 0  | 0  | 1 |
| Orlando Arcia   | .000 | .000 | .000 | 3  | 0 | 0  | 0  | 0  | 0  | 1 |
| Jordan Beck     | .000 | .000 | .000 | 3  | 0 | 0  | 0  | 0  | 0  | 2 |
| Brenton Doyle   | .167 | .167 | .167 | 6  | 1 | 0  | 0  | 0  | 0  | 2 |
| Kyle Farmer     | .000 | .000 | .000 | 2  | 0 | 0  | 0  | 0  | 0  | 0 |
| Tyler Freeman   | .500 | .500 | .500 | 2  | 1 | 0  | 0  | 0  | 0  | 1 |
| Braxton Fulford | .000 | .000 | .000 | 1  | 0 | 0  | 0  | 0  | 0  | 1 |
| Hunter Goodman  | .500 | .600 | .750 | 4  | 2 | 1  | 0  | 0  | 1  | 1 |
| Mickey Moniak   | .000 | .000 | .000 | 2  | 0 | 0  | 0  | 0  | 0  | 1 |
| Ryan Ritter     | .000 | .000 | .000 | 2  | 0 | 0  | 0  | 0  | 0  | 0 |
| Ezequiel Tovar  | .400 | .333 | .400 | 5  | 2 | 0  | 0  | 0  | 0  | 3 |

GIANTS MINORS INFORMATION



SACRAMENTO RIVER CATS

77-73 | 3RD | PCL WEST

Triple-A | Pacific Coast League

Season over: PCL West, 3rd place



RICHMOND FLYING SQUIRRELS

56-79 | 6TH | EAS SW

Double-A | Eastern League

Season over: Eastern League, 6th place



EUGENE EMERALDS

81-51 | NORTHWEST LEAGUE, FINISHED 1ST

High-A | Northwest League

Season over: Northwest League, 1st place



SAN JOSE GIANTS

81-51 | CAL LEAGUE CHAMPIONS

Single-A | California League

Season over: California League Champions

ORGANIZATIONAL PITCHING LEADERS

| Innings Pitched |               |         |       |
|-----------------|---------------|---------|-------|
| Rk.             | Player        | Team    | IP    |
| 1               | Bertrand, J   | 2 Teams | 143.2 |
| 2               | McDonald, T   | SAC     | 142.1 |
| 3               | Lonsway, S    | 2 Teams | 134.0 |
| 4               | Perdomo, C    | EUG     | 127.1 |
| 5               | Rademacher, S | 2 Teams | 126.2 |

| Earned Run Average |                |         |      |
|--------------------|----------------|---------|------|
| Rk.                | Player         | Team    | ERA  |
| 1                  | Martinez, K    | 2 Teams | 2.21 |
| 2                  | Narvaez, B     | D-GIB   | 2.49 |
| 3                  | De La Torre, L | 2 Teams | 2.78 |
| 4                  | Bertrand, J    | 2 Teams | 2.82 |
| 5                  | Cayama, A      | 2 Teams | 3.61 |

| Strikeouts |              |      |     |
|------------|--------------|------|-----|
| Rk.        | Player       | Team | K   |
| 1          | McDonald, T  | SAC  | 144 |
| 2          | Bostick, J   | EUG  | 139 |
| 3          | Bresnahan, J | SJ   | 124 |
| 3          | Whitman, J   | RIC  | 124 |
| 5          | Choate, J    | RIC  | 123 |

| Walks and Hits per Inning Pitched |                |         |      |
|-----------------------------------|----------------|---------|------|
| Rk.                               | Player         | Team    | WHIP |
| 1                                 | Narvaez, B     | D-GIB   | 0.96 |
| 2                                 | De La Torre, L | 2 Teams | 1.04 |
| 3                                 | Bostick, J     | EUG     | 1.14 |
| 4                                 | Rademacher, S  | 2 Teams | 1.15 |
| 5                                 | Martinez, K    | 2 Teams | 1.21 |

| Opposing Batting Average |                |         |      |
|--------------------------|----------------|---------|------|
| Rk.                      | Player         | Team    | BAA  |
| 1                        | De La Torre, L | 2 Teams | .187 |
| 2                        | Narvaez, B     | D-GIB   | .194 |
| 3                        | Bostick, J     | EUG     | .218 |
| 4                        | Farone, G      | 2 Teams | .236 |
| 5                        | Rademacher, S  | 2 Teams | .239 |

| Opposing On-Base Plus Slugging |                |         |      |
|--------------------------------|----------------|---------|------|
| Rk.                            | Player         | Team    | OPS  |
| 1                              | De La Torre, L | 2 Teams | .531 |
| 2                              | Narvaez, B     | D-GIB   | .534 |
| 3                              | Martinez, K    | 2 Teams | .632 |
| 4                              | Cayama, A      | 2 Teams | .649 |
| 5                              | Farone, G      | 2 Teams | .683 |

ORGANIZATIONAL BATTING LEADERS

| Batting Average |            |         |      |
|-----------------|------------|---------|------|
| Rk.             | Player     | Team    | AVG  |
| 1               | Barreto, Y | D-GIO   | .322 |
| 2               | Rivas, Y   | D-GIB   | .315 |
| 3               | Jordan, D  | SJ      | .311 |
| 4               | Sio, J     | 2 Teams | .304 |
| 5               | Croes, D   | 4 Teams | .297 |

| Home Runs |             |         |    |
|-----------|-------------|---------|----|
| Rk.       | Player      | Team    | HR |
| 1         | Eldridge, B | 3 Teams | 25 |
| 2         | Luciano, M  | SAC     | 23 |
| 3         | Szykowny, C | EUG     | 21 |
| 4         | Davidson, B | 2 Teams | 18 |
| 5         | 2 tied      | --      | 15 |

| Runs Batted In |              |         |     |
|----------------|--------------|---------|-----|
| Rk.            | Player       | Team    | RBI |
| 1              | Szykowny, C  | EUG     | 85  |
| 2              | Eldridge, B  | 3 Teams | 84  |
| 3              | Jordan, D    | SJ      | 82  |
| 4              | Sio, J       | 2 Teams | 75  |
| 5              | Christian, J | 2 Teams | 74  |

| Runs |            |         |    |
|------|------------|---------|----|
| Rk.  | Player     | Team    | R  |
| 1    | Bandura, S | 2 Teams | 91 |
| 2    | Sio, J     | 2 Teams | 90 |
| 3    | Cox, J     | EUG     | 89 |
| 4    | Level, J   | 2 Teams | 80 |
| 5    | Diaz, L    | SJ      | 79 |

| Stolen Bases |              |         |    |
|--------------|--------------|---------|----|
| Rk.          | Player       | Team    | SB |
| 1            | Cox, J       | EUG     | 58 |
| 2            | Bandura, S   | 2 Teams | 41 |
| 3            | Gonzalez, J  | D-GIB   | 33 |
| 4            | Zielinski, Z | EUG     | 32 |
| 5            | 2 tied       | --      | 27 |

| On-Base Plus Slugging |               |         |      |
|-----------------------|---------------|---------|------|
| Rk.                   | Player        | Team    | OPS  |
| 1                     | Reynoso, D    | 2 Teams | .890 |
| 2                     | Caraballo, M  | D-GIO   | .874 |
| 2                     | Jordan, D     | SJ      | .874 |
| 2                     | Rivas, Y      | D-GIB   | .874 |
| 5                     | Concepcion, C | D-GIO   | .869 |

DOUBLE-A AWARDS

| Name      | Position                     | Award | Name | Award |
|-----------|------------------------------|-------|------|-------|
| Tim Vigue | Athletic Trainer of the Year |       |      |       |

HIGH-A AWARDS

| Name             | Position   | Award        | Name                | Award               |
|------------------|------------|--------------|---------------------|---------------------|
| Charlie Szykowny | First Base | NWL All-Star | Jeremiah Knackstedt | Manager of the Year |
| Bo Davidson      | Outfielder | NWL All-Star |                     |                     |

SINGLE-A AWARDS

| Name             | Position   | Award        | Name            | Position         | Award               |
|------------------|------------|--------------|-----------------|------------------|---------------------|
| Jakob Christian  | First Base | CAL All-Star | Jacob Bresnahan | Starting Pitcher | CAL All-Star        |
| Dakota Jordan    | Outfielder | CAL All-Star | Jacob Bresnahan | Starting Pitcher | Pitcher of the Year |
| Carlos Gutierrez | Outfielder | CAL All-Star | Ydwin Villegas  | Manager          | Manager of the Year |
| Jean Carlos Sio  | Utility    | CAL All-Star |                 |                  |                     |

ROOKIE LEAGUE AWARDS

| Name            | Position         | Award        | Name            | Position         | Award               |
|-----------------|------------------|--------------|-----------------|------------------|---------------------|
| Dario Reynoso   | Second Base      | ACL All-Star | Keyner Martinez | Starting Pitcher | Pitcher of the Year |
| Argenis Cayama  | Starting Pitcher | ACL All-Star | Jhonny Level    | Shortstop        | Top MLB Prospect    |
| Keyner Martinez | Starting Pitcher | ACL All-Star | Jacob Heyward   | Manager          | Manager of the Year |

GIANTS TOP-30 PROSPECTS

| Player            | Position | MLB.com | Baseball America |
|-------------------|----------|---------|------------------|
| Bryce Eldridge    | IF       | 1       | 1                |
| Josuar Gonzalez   | IF       | 2       | 2                |
| Gavin Kilen       | IF       | 3       | 6                |
| Jhonny Level      | IF       | 4       | 5                |
| Bo Davidson       | OF       | 5       | 3                |
| Dakota Jordan     | OF       | 6       | 7                |
| Carson Whisenhunt | LHP      | 7       | 4                |
| Rayner Arias      | OF       | 8       | NR               |
| Argenis Cayama    | RHP      | 9       | 12               |
| Keyner Martinez   | RHP      | 10      | 16               |
| Jacob Bresnahan   | LHP      | 11      | 14               |
| Maui Ahuna        | IF       | 12      | NR               |
| Blade Tidwell     | RHP      | 13      | 8                |
| Joe Whitman       | LHP      | 14      | 11               |
| Jesus Rodriguez   | C/IF     | 15      | 21               |
| Trent Harris      | RHP      | 16      | 18               |
| Trevor McDonald   | RHP      | 17      | 23               |
| Mason Black       | RHP      | 18      | 22               |
| Alberto Laroche   | RHP      | 19      | 25               |
| Carlos Gutierrez  | OF       | 20      | 15               |
| Trevor Cohen      | OF       | 21      | NR               |
| Diego Velasquez   | IF       | 22      | 10               |
| Gerelmi Maldonado | RHP      | 23      | NR               |
| Luis De La Torre  | LHP      | 24      | 17               |
| Carlos De La Rosa | LHP      | 25      | 27               |
| Yunior Marte      | RHP      | 26      | 19               |
| Walker Martin     | IF       | 27      | NR               |
| Lorenzo Meola     | IF       | 28      | 26               |
| Wade Meckler      | OF       | 29      | NR               |
| Cam Maldonado     | OF       | 30      | 29               |
| José Ortiz        | OF       | NR      | 24               |
| Reid Worley       | RHP      | NR      | 28               |
| Jack Choate       | LHP      | NR      | 30               |

GIANTS PROSPECTS ON TOP-100 LISTS

| Player          | Position | MLB.com | Baseball America |
|-----------------|----------|---------|------------------|
| Bryce Eldridge  | IF       | 13      | 19               |
| Josuar Gonzalez | IF       | 100     | 82               |
| Bo Davidson     | OF       | NR      | 85               |

PLAYER/PITCHERS OF THE WEEK/MONTH

| Player                | Award                    | Week    |
|-----------------------|--------------------------|---------|
| IF/OF Brett Auerbach  | PCL Player of the Week   | 3/31/25 |
| RHP Carson Seymour    | PCL Pitcher of the Week  | 4/7/25  |
| RHP Shane Rademacher  | NWL Pitcher of the Week  | 4/14/25 |
| RHP Shane Rademacher  | NWL Pitcher of the Week  | 4/21/25 |
| LHP Carson Whisenhunt | PCL Pitcher of the Week  | 4/21/25 |
| OF Lisbel Diaz        | CAL Player of the Week   | 4/28/25 |
| OF Carter Howell      | EAS Player of the Week   | 5/5/25  |
| LHP Joe Whitman       | EAS Pitcher of the Week  | 5/5/25  |
| LHP Carson Whisenhunt | PCL Pitcher of the Week  | 5/18/25 |
| RHP Niko Mazza        | CAL Pitcher of the Week  | 5/12/25 |
| LHP Charlie McDaniel  | CAL Pitcher of the Week  | 5/19/25 |
| RHP Darien Smith      | CAL Pitcher of the Week  | 6/2/25  |
| IF Jeremiah Jenkins   | ACL Player of the Week   | 6/2/25  |
| LHP Jacob Bresnahan   | CAL Pitcher of the Week  | 6/9/25  |
| IF Ramon Peralta      | ACL Player of the Week   | 6/23/25 |
| OF Scott Bandura      | NWL Player of the Week   | 6/30/25 |
| IF Jean Carlos Sio    | CAL Player of the Week   | 6/30/25 |
| LHP Luis De La Torre  | ACL Pitcher of the Week  | 6/30/25 |
| OF Marco Luciano      | PCL Player of the Week   | 7/7/25  |
| RHP Kai-Wei Teng      | PCL Pitcher of the Week  | 7/7/25  |
| IF Ramon Peralta      | ACL Player of the Week   | 7/28/25 |
| IF Jacob Christian    | NWL Player of the Week   | 8/4/25  |
| IF Robert Hipwell     | CAL Player of the Week   | 8/4/25  |
| LHP Jacob Bresnahan   | CAL Pitcher of the Week  | 8/11/25 |
| Player                | Award                    | Month   |
| RHP Shane Rademacher  | NWL Pitcher of the Month | April   |
| RHP Argenis Cayama    | ACL Pitcher of the Month | May     |
| LHP Jacob Bresnahan   | CAL Pitcher of the Month | June    |
| LHP Ricardo Estrada   | ACL Pitcher of the Month | June    |

PRONUNCIATIONS



BOX SCORES

