

Roberto Alomar & Pat Gillick Elected to the Hall of Fame

Roberto Alomar, a 12-time All-Star and 10-time Gold Glove winning second baseman along with Pat Gillick, who built three World Series champions (1992/1993 with Toronto & 2008 with Philadelphia) were both elected to the National Baseball Hall of Fame by the Baseball Writers' Association of America. They will be inducted into the Hall on July 24 at the Clark Sports Centre in Cooperstown, NY. Alomar, the two-time World Series Champion will be donning the Toronto Blue Jays cap in the Hall, marking the first ever Blue Jay player to be elected into the Hall of Fame.

Alomar, who was in his 2nd year on the ballot, received 523 votes which represented the 3rd highest total in history, for a 90% majority. He batted .300 with a .371 on-base percentage and a .443 slugging percentage over a 17-season career with the San Diego Padres, Toronto Blue Jays, Baltimore Orioles, Cleveland Indians, New York Mets, ChicagoWhite Sox and Arizona Diamondbacks. The switch hitter totaled 2,724 hits, 1,508 runs, 504 doubles, 80 triples, 210 home runs, 474 stolen bases and had 1,134 RBI. A member of the World Series Championship clubs in 1992 and 1993, Alomar was a key contributor, as his performance in the 1992 AL Championship Series earned him MVP honours. The 1998 MVP of the All-Star Game in Denver, Colorado, becomes just the 20th second basemen to enter the Hall of Fame on July 24, 2011.

Gillick, was the lone candidate to record the necessary 75% of votes cast by the 16-member Expansion Era Committee. He becomes the 32nd executive to be elected to the Baseball Hall of Fame and just the 4th individual elected whose career has been defined nearly exclusively as a team architect, joining Ed Barrow, Branch Rickey and George Weiss in Cooperstown. Currently serves as a senior advisor to the Philadelphia Phillies and has spent nearly 50 years in Major League Baseball, 27 as a General Manager. Pat began his ML career with the Houston Astros from 1963-1973, before joining the New York Yankees as a scouting director from 1974-1976. Gillick then joined the expansion Toronto Blue Jays in 1977 where he built five division winners from 1985-1993 and consecutive World Series championships in 1992-1993. Gillick's accomplishments did not cease after leaving Toronto, as success has seemed to follow him at each destination in his career. In Baltimore (1996-98), the Orioles reached the postseason on two occasions, while the Mariners won 90+ games in each of his four seasons in Seattle (2000-03). Most recently from 2006-08, with Philadelphia, the Phillies twice won the NL East, culminating with another World Series victory for Pat in 2008.

NATIONAL BASEBALL HALL OF FAME

Jose Bautista Breaks the Club Record with 54 Home Runs in 2010

- **Broke the Blue Jays single season Club home run record with a Major League leading 54-HR, surpassing George Bell's 47-HR hit in 1987.**
- Finished 4th in the AL MVP voting with 165 points (Josh Hamilton won with 358 points)
- Named to the Sporting News All-Star Team as an OF
- Named a Silver Slugger for the 1st time in his career
- Recipient of the Hank Aaron Award as the most outstanding offensive performer in the AL
- Earned a selection to his 1st ever All-Star Game
- Only player to win the AL Player of the Month Award twice (July/August)…Only player to win American League Player of the Week three times
- Led the Majors in HR (54), XBH (92) and T-1st in TB (351)
- Is only the 16th player in MLB history to hit at least 54 home runs in a single season
- Became just the 4th player in MLB history to record at least 35-2B, 50-HR and 100-BB in a single season
- His 41-HR increase from the previous year set a new MLB record, passing Davey Johnson who increased his total by 38 in 1973
- Led the AL in home runs by 15 (Paul Konerko-39) representing the 2nd largest gap since 1940 (Mantle-52/Wertz-32 in 1956)
- Led the AL in home runs in four separate months becoming the 1st player to do so since Ken Griffey Jr. in 1997 with SEA
- Enjoyed nine multi-HR games which was five more than any other player in 2010, while matching the Club record (George Bell in 1987)
- Is just the 2nd player in Club history to lead the Majors in home runs (Jesse Barfield did so with 40 in 1986)
- Hit 33 home runs at home which is the most since Alex Rodriguez hit 34-HR in 2000
- Led the AL with 0.11 assists per nine innings and has now led the league in that category in two consecutive seasons

2011 BLUE JAYS OFFICIAL GUIDE

CONTENTS

Detailed Index 435
2010 Season Summary 4

Biographies

Club Directory / Rogers Centre Directory 7
Club Officers 10
Business Operations 11
Baseball Operations 13
Behind the Scenes 14
Manager and Coaches Biographies 19
Player Biographies 33
Rosters 153

2010 Season in Review

2010 Blue Jays Season in Review 158
Game stats from last season
Day-by-Day/Attendance 168

Blue Jays' History

History of the Blue Jays 182
Attendance, Roster, Statistics, Trades, Uniform, Awards
Detailed Post Season History and Statistics 240
Opening Records and Lineups 252
Blue Jays Records 255
Year-by-year breakdown, single-season and all-time leaders, Rookies and home run breakdown

Opponents' Statistics

All-Time Records and Year-by-Year Breakdowns 324

Player Development and Scouting

Minor League Directory 348
Minor League Instructors, Managers, Coaches and Player Biographies 356
2011 Minor League Schedule 402

Miscellaneous Information

Media Services, Regulations and Broadcasting 414
Items of Interest, Glossary of Medical Terms 419
Rogers Centre Information 428
Spring Training Information 431

DDA PAGES

DDA PAGES

TORONTO BLUE JAYS BASEBALL CLUB

1 BLUE JAYS WAY, SUITE 3200, ROGERS CENTRE
TORONTO, ONTARIO M5V 1J1
(416) 341-1000

www.bluejays.com

The 2011 Toronto Blue Jays Media Guide

Data for the 2011 Toronto Blue Jays Media Guide was gathered through February 17, 2011.

Produced by: Toronto Blue Jays Communications Department
Jay Stenhouse, Sue Mallabon, Erik Grosman, Mal Romanin, Kendra Hunter

Stats provided by: Major League Baseball Information System, Elias Sports Bureau, Stats Inc, SportsTicker Enterprises and David Vincent (SABR)

Creative Services: Caledon Data Management, Eden, Ontario
John Pasternak, Alex Dubiel, Jennifer Adams

Cover Design: Toronto Blue Jays, Dan Diamond, Dave Rodgers

Photo Credits: Fred Thornhill

Copyright © Toronto Blue Jays, 2011. All rights reserved.

TORONTO BLUE JAYS
BASEBALL CLUB & ROGERS CENTRE

EXECUTIVE OFFICE

Vice Chairman, Rogers Communications Inc. ..... Phil Lind
President, Rogers Media ..... Keith Pelley
President and CEO, Toronto Blue Jays
& Rogers Centre ..... Paul Beeston
Senior Vice President, Baseball Operations
and General Manager.....Alex Anthopoulos
Senior Vice President,
Business Operations.....Stephen R. Brooks
Vice President, Special Projects ..... Howard Starkman
Executive Assistant to the
President and CEO.....Sue Cannell

BASEBALL

Senior Vice President, Baseball Operations
and General Manager.....Alex Anthopoulos
Vice President, Baseball Operations
and Assistant General Manager.....Tony LaCava
Assistant General Manager .....Jay Sartori
Special Assistant to the General Manager..... Dana Brown
Consultant .....Cito Gaston
Administrator, Baseball Operations ..... Heather Connolly
Baseball Information Analyst.....Joe Sheehan
Executive Assistant to the GM ..... Anna Coppola
Director, Team Employee
Assistance Program.....Ray Karesky
Director, Team Safety.....Ron Sandelli
Director, Team Travel
and Clubhouse Operations.....Mike Shaw
Head Trainer..... George Poulis
Assistant Trainer.....Hap Hudson
Equipment Manager..... Jeff Ross
Clubhouse Manager.....Kevin Malloy
Visiting Clubhouse Manager ..... Len Frejlich
Strength and Conditioning Coordinator ..... Bryan King
Video Operations..... Robert Baumander
Coordinator, Advance Scouting & Video ....Brian Abraham
Team Employee Assistance Program .....Brian Shaw
Medical Advisor..... Dr. Bernie Gosevitz
Team Physician ..... Dr. Ron Taylor
Consulting Orthopedic Surgeon..... Dr. Allan Gross
Consulting Orthopedic Surgeon.....Dr. Steven Mirabello
Consulting Orthopedic Surgeon.....Dr. Jason Smith
Consulting Orthopedic
Surgeon ..... Dr. John Theodoropoulos
Consulting Podiatrist .....Dr. Glenn Copeland
Consulting Internal Medicine
Physician.....Dr. James Fischer
Consulting Chiropractor .....Dr. Pat Graham
Consulting Chiropractor ..... Dr. Mark Scappaticci
Consulting Chiropractor .....Dr. Mike Preberg

BLUE JAYS.COM

Marketing Producer..... John Matthew IV

BUILDING SERVICES

Vice President, Building Services ..... Kelly Keyes
Executive Assistant ..... Roger Le Blanc
Director, Capital Projects ..... Jennifer Angiolella
Manager, Technical Production and
Broadcast Services.....Mike Christiansen
Engineer, Technical Production and
Broadcast Services.....Steph Gagnon
Coordinator, Capital Projects and
Videoboard Production.....Kylie Kruk
Head Groundskeeper ..... Tom Farrell

BUSINESS AFFAIRS

Director, Business Affairs and
Legal Counsel.....Matthew Shuber
Executive Assistant, Stadium Operations
& Business Affairs (Mat Leave) ..... Liza Daniel
Administrative Assistant, Stadium Operations
& Business Affairs ..... Mary Donnelly

COMMUNICATIONS

Vice President, Communications ..... Jay Stenhouse
Manager, Baseball Information ..... Mal Romanin
Coordinator, Baseball Information ..... Erik Grosman
Coordinator, Communications..... Kendra Hunter
Coordinator, Communications..... Sue Mallabon

CONVERSIONS & SHOW SERVICES

Director, Conversions & Show Services..... Frank Grespan
Manager, Conversions ..... Scot Murdoch
Event Set-up Technician .....Hernan Rosa
Field Technician ..... Jake Grady
Field Technician ..... Drew Knox
Field Technician .....Theo Kournetas
Field Technician ..... Tony Mucha
Field Technician ..... Jason Nicol
Field Technician .....Craig Noakes
Field Technician .....Craig Spencer
Field Technician .....Rob Stiles
Field Technician ..... Colin Young
Show Services Coordinator.....Medlyn Parchment Sr.
Show Services Technician .....Tracy Trotman

CORPORATE PARTNERSHIPS

Director, Business Development.....John Griffin
Director,
Strategic Marketing Partnerships .....Krista Semotiuk
Senior Manager, Business Development... Honsing Leung
Senior Manager, Partnership Sales &
Business Development.....Mark Palmer
Manager,
Corporate Partnership Marketing .....Stephanie Kay
Manager, Sales Support.....Nicole MacKellar
Executive Assistant ..... Darla McKeen
Coordinator, Corporate Partnerships .....Owen Welsh

ENGINEERING

Manager, Engineering..... Dave McCormick
Engineering Assistant.....Michael Stasiuk
Senior Building Operator.....Abel Cruz
Senior Building Operator.....KC Pang
Senior Building Operator.....Russell Shapland
Senior Building Operator..... Romeo Panlilio
Maintenance Technician .....Stuart Barker
Maintenance Technician .....Juan Carlos Medrano
Maintenance Technician .....Tyrone Porras
Roof Technician..... Lee Brennan
Electrician.....Paul Zuschlag

EVENTS

Vice President, Events ..... Silvio D'addario
Executive Assistant,
Event Group Sales and Ticketing .....Lori Parker
Senior Director, Event Production .....Joe Novak
Director, Events..... Lesley Lovell
Manager, Event Planning .....Cara Henry
Manager, Event Planning ..... Rebecca Leighton
Coordinator, Event Planning.....Jenna Glover
Coordinator, Technical Production.....Carol Balfour

FACILITY SERVICES

Director, Facility Services ..... Wayne Sills
Manager, Facility Services ..... Virginia Douglas
Facility Services, Service Technician ..... Billy Robertson
Facility Services Technician ..... Louis Leandro
Facility Services Technician ..... Rui Leandro
Facility Services Technician ..... Shawn MacKay
Facility Services Technician ..... Bruce Standing
Facility Services Technician ..... Laureta Veiga
Facility Services Technician ..... Desmond Walters
Painter ..... Robert Price

FINANCE & ADMINISTRATION

Senior Vice President,
Business Operations ..... Stephen R.Brooks
Executive Assistant ..... Donna Kuzoff
Controller ..... Lynda Kolody
Director, Payroll & Benefits ..... Brenda Dimmer
Director, Risk Management ..... Suzanne Joncas
Financial Business Manager (RC) ... Leslie Galant-Gardiner
Financial Business Manager (TBJ) ..... Tanya Proctor
Manager, Financial Planning ..... Ciaran Keegan
Manager, Stadium Payroll ..... Sharon Dykstra
Manager, Ticket Receipts
and Vault Services ..... Joseph Roach
Financial Analyst ..... Melissa Paterson
Financial Analyst ..... Cecil Vellinga
Financial Analyst ..... Craig Whitmore
Payroll Finance Analyst ..... Tony Phung
Payroll Analyst ..... Joyce Chan
Accounting Assistant ..... Mike Asadoorian

HEALTH & SAFETY

Coordinator, Health & Safety ..... Ailen Taitt-Kinsey
Co-Chair, Management ..... Tom Farrell
Co-Chair, Worker ..... Billy Robertson

HUMAN RESOURCES

Director, Human Resources ..... Claudia Livadas
Senior Manager, Human Resources ..... Fiona Nugent
Advisor, Human Resources ..... Gurpreet Singh

INFORMATION TECHNOLOGY

Director, Information Technology ..... Mike Maybee
Manager, Information Technology ..... Anthony Miranda
Senior Technical Analyst ..... Vidal Abad
Technical Specialist ..... Glen Moore
Voice/Data Network
Operations Specialist ..... Donny Catinari
IT Support Analyst ..... Adam Beiko
IT Support Analyst ..... Yvan Duval
IT Support Analyst ..... Richard Solis
IT Support Coordinator ..... Katrina LeCavalier
Ticket System Administrator ..... Mitch Cooper

JAYS CARE FOUNDATION

Executive Director ..... Danielle Silverstein
Manager, Events and
Administration (Mat Leave) ..... Shari Ralph
Manager, Administration & Finance ..... Randi Thomson
Manager, Programs & Outreach ..... Brendan Mohammed
Communications Coordinator ..... Matt Anderson
Coordinator, Fundraising
& In-Stadium Activities ..... Lauren Giannace

MARKETING AND COMMUNITY RELATIONS

Vice President, Marketing
and Merchandising ..... Anthony Partipilo
Executive Assistant, Marketing ..... Maria Cresswell
Director, Game Entertainment
& Promotions ..... Marnie Starkman
Manager, Amateur Baseball ..... TBD
Manager, Community Marketing
& Player Relations ..... Holly Purdon
Manager, Direct Marketing ..... Sherry Thurston
Manager, Social Marketing ..... Rob Jack
Manager, Special Events ..... Kristy-Leigh Boone
Associate Producer,
Stadium Entertainment ..... Daniel Joseph
Graphics Animator,
Stadium Entertainment ..... Ryan Stone
Coordinator, Graphics Designer ..... TBD
Coordinator, Promotions
and Fan Activation ..... Jordan Cassel

OFFICE SERVICES

Office Services Coordinator ..... Piero Aceto
Office Services Coordinator ..... Sam Platsis
Receptionist ..... Maggie Carpenter
Receptionist ..... Mary Anne Sturley
Gate 9 Security/Information ..... Pete Gaskin

PARKING OPERATIONS

Manager, Parking ..... Michelle Gustar
Supervisor, Parking ..... Shiraz Salih
Part Time Team Leader ..... John Rait
Disabled Parking Services ..... Ken Chapman
Parking Attendant ..... Meconnen Gebremaryam
Parking Attendant ..... Yoseph Sinework
Parking Attendant ..... Tesfaldet Weldeamlak
Valet Driver ..... Faisal Abubaker
Valet Driver ..... Tesfaye Desta
Valet Driver ..... Tesfaie Gebre
Valet Driver ..... Jamal Hassen
Valet Driver ..... Bala Viswanathan

SECURITY

Manager, Security Operations ..... Robert Hamilton
Shift Supervisor ..... Ben Cumberbatch
Control Room Officer ..... Desmond Buchannan
Control Room Officer ..... Carole DeSouza
Control Room Officer ..... Althea Hussey
Control Room Officer ..... Laura Morden
Gate 3 Reception ..... John Mays
Security Officer ..... Juri Batraks
Security Officer ..... Ryan Cobham
Security Officer ..... Anish Dutta
Security Officer ..... Bojan Fogl
Security Officer ..... Randel Harris
Security Officer ..... Matthew Wilson
Security Officer ..... Bradley Woods

STADIUM OPERATIONS

Vice President,
Stadium Operations and Security ..... Mario Coutinho
Executive Assistant,
Stadium Operations and Security ..... June Sym
Manager, Event Services ..... Julie Minott
Manager, Game Operations ..... Karyn Gottschalk
Operations Assistant ..... Marion Farrell

TBJ MERCHANDISING

Vice President,
Marketing and Merchandising.....Anthony Partipilo
Director, Purchasing & Jays Shop Direct... Helen Maunder
Director, Stadium Merchandising.....Michael Andrejek
Manager, Jays Shop
Gate 5 Rogers Centre.....Teresa Michalski
Manager, Jays Shop
Sears Yonge & Dundas ..... Veronica Zavala
Manager, Stadium Events ..... Arto Emas
Manager, Warehouse Distribution.....Darryl De Franco
Assistant Manager, Jays Shop
Gate 5 Rogers Centre..... Elaine Vucko
Supervisor, Jays Shop
Gate 5 Rogers Centre..... John Walters
Administrative Assistant ..... Trish Peterson
Merchandise Buyer .....Diana Goucher
Coordinator, Jays Shop Direct ..... Connie Hum
Customer Service Representative,
Jays Shop Direct..... Jennifer McMahon
Warehouse Assistant..... David Costa
Warehouse Assistant.....Andrew Franchi
Team Leader, Rogers Centre Tours..... Robert Murphey

TICKET OPERATIONS

Director, Ticket Operations ..... Justin Hay
Director, Ticket Services ..... Sheila Stella
Manager, Box Office ..... Scott Hext
Coordinator, Ticket Operations ..... Eric Cowell
Coordinator, Ticket Services ..... Sonia Privato
Coordinator, Ticket Services .....Lisa Simons
Sales Analyst, Ticket Sales & Service ..... Richard Overend

TICKET SALES & SERVICE

Vice President, Ticket Sales & Service..... Jason Diplock
Executive Assistant .....Stacey Jackson
Director, Premium Sales..... Mike Hook
Director, Ticket Sales and Service ..... Franc Rota
Manager, Group Development.....Ryan Gustavel
Manager, Premier Client Services.....Erik Bobson
Manager, Ticket Sales..... John Santana
Account Manager, Group Development ..... Andrew Haley
Account Manager, Group Development ..... Paul Rabeau
Account Manager, Premium Sales..... Mike Forty
Account Manager, Premium Sales.....Arlo Graham
Account Manager, Premium Sales.....Chris Schmidt
Coordinator, Premium Sales..... Laura Attwell
Account Executive, Group Development.....Andy Topolie
Account Executive, Group Development..... Jon Westover
Account Executive,
Premier Client Services..... Jonathan Bagnell
Account Executive,
Premier Client Services..... Kris Erickson
Account Executive,
Premier Client Services.....Adam Hagerman
Account Executive, Premium Sales..... Al McNinch
Account Executive, Premium Sales..... Jeremy Zulauf
Account Executive, Ticket Sales ..... James Dowler
Account Executive, Ticket Sales .....Josh Fromstein
Account Executive, Ticket Sales .....Jeff Gale
Account Executive, Ticket Sales ..... Alex Husarewych
Account Executive, Ticket Sales ..... Glenn Jackson
Account Executive, Ticket Sales ..... Trevor Johnson
Account Executive, Ticket Sales .....Mike Skrobacky
Account Executive, Ticket Sales ..... Kevin Tracey

TORONTO BLUE JAYS OWNERSHIP

On March 26, 1976, the American League granted an expansion franchise to a group consisting of Labatt Breweries, Imperial Trust Limited and The Canadian Imperial Bank of Commerce. Both Labatt Breweries and Imperial Trust each controlled 45% of the team. The C.I.B.C. had the other 10% of the club. Imperial Trust was a holding company set up by the late R. Howard Webster, who was instrumental in the granting of the franchise in 1976. The Webster family still maintained their share of the ownership until selling their 45% to Labatt in November, 1991. The ownership then consisted of John Labatt Limited, 90% and Canadian Imperial Bank of Commerce, 10%. In June of 1995 John Labatt Limited was purchased by Interbrew S.A., Belgium's leading brewer.

In September of 2000, local ownership returned to the Toronto Blue Jays as Rogers Communications Inc. purchased 80% control of the franchise. John Labatt Limited (Interbrew) maintains a 20% interest while The Canadian Imperial Bank of Commerce relinquished their stake. In January of 2004 Rogers Communications Inc. acquired the remaining 20% of the Club. Rogers Communications Inc. now owns 100% of the Toronto Blue Jays Baseball Club.

On November 29, 2004, the Toronto Blue Jays reached an agreement with Sportsco International to acquire the former SkyDome. The purchase price for the stadium, now known as Rogers Centre, was approximately $25 million (CDN).

J.P. Arencibia with children at the YMCA in Calgary as part of the 2011 Winter Tour

Toronto Blue Jays Club Officers



PHIL LIND

Vice Chairman, Rogers Communications Inc.

Phil Lind is Vice Chairman of Rogers Communications Inc. a diversified Canadian communications company with three operating divisions: Rogers Wireless, Rogers Cable and Rogers Media… Joined Rogers in 1969 when the company owned two radio stations and had 15,000 cable customers…Worked closely with company founder and President and CEO Ted Rogers for 40 years…Instrumental in the expansion of Rogers Communications over the years leading efforts to acquire Canadian Cablesystems, Premier Cablevision, Maclean Hunter Ltd…Headed the company's successful expansion to the United States in the 80's…A sports enthusiast, he spearheaded the creation of sports service Rogers Sportsnet and secured sports programming rights including the NFL Sunday Ticket for Rogers cable customers…Key proponent of the group which brought Buffalo Bills games to Rogers Centre…Has received many honours and in 2002 was appointed to the Order of Canada and received in the same year an honorary Doctor of Laws degree from the University of British Columbia…Serves as a director of many organizations including Brookfield Asset Management Inc. Rogers Communications Inc., and the Art Gallery of Ontario.

KEITH PELLEY

President, Rogers Media

Keith Pelley became President and CEO of Rogers Media in September 2010... Before joining Rogers, Mr. Pelley was Executive Vice President Strategic Planning at CTV and President of the CTV/Rogers Olympic Consortium where he built and led the strategic plan for coverage of the 2010 Olympic Winter Games in Vancouver... Previously, Mr. Pelley was the President and Chief Executive Officer of the Toronto Argonaut CFL team and the President of Canadian sports channel TSN... Pelley devotes time to numerous charitable organizations and serves on the Board of Special Olympics Canada, Canadian Sports Hall of Fame, and Tourism Toronto... He is also the Chair of the Sports Celebrity Festival in support of Special Olympics, is on the Outreach Committee for Kingsway Lambton Church, and is a founding Board Member and current Chair of The Argos Foundation - Stop The Violence.

PAUL BEESTON

President & CEO, Toronto Blue Jays & Rogers Centre

October 27, 2009 appointed President and Chief Executive Officer of the Toronto Blue Jays Baseball Club and Rogers Centre for a three year term… Held the position of Interim President and Chief Executive of the Toronto Blue Jays and Rogers Centre from October 2008 to October 2009… Was the first employee of the Toronto Blue Jays - May 10, 1976… Became Vice-President of Business Operations in 1977, Executive Vice-President, Business in 1984, President and Chief Operating officer in 1989 and Chief Executive Officer in 1991… From 1997 until 2002 he served as President and Chief Operating Officer of Major League Baseball… Earned a Bachelor of Arts in Economics and Political Science from the University of Western Ontario in 1967 and was awarded an honourary Doctor of Laws degree from the University in 1994 and, in 2001, an honourary Doctor of Social Sciences from Niagara University in Niagara Falls, New York… He began his professional career with the accounting firm, Coopers & Lybrand in 1968, obtained his Chartered Accountant designation in 1971, and remained with the firm until 1976… 1988 was named a Fellow of the Institute of Chartered Accountants…1994 earned the distinction of Canadian Baseball Man of the Year…1998 appointed as a Member of the Order of Canada…2002 was inducted in to the Canadian Baseball Hall of Fame and the Canada's Sports Hall of Fame in 2006… Sits on the Board of Directors of Loblaw Companies Limited, President's Choice Bank, President's Choice Services Inc., Gluskin Sheff & Associates Inc. and the Centre for Addiction and Mental Health Foundation… Additionally, he is a member of the Board of Trustees of the National Baseball Hall of Fame in Cooperstown, New York.

ALEX ANTHOPOULOS

Senior Vice President, Baseball Operations & General Manager

Entering his second season as Senior Vice President, Baseball Operations & General Manager…Born May 25, 1977 in Montreal, Quebec... Raised and schooled in the city, attending Lower Canada College and Marianopolis College... Majored in economics at McMaster University in Hamilton, Ontario... Moved into the baseball world in 2000, accepting an internship in the Montreal Expos Media Relations department... His work there led to a job offer with the club as an Assistant in International Scouting the following year... Named as a Coordinator of Scouting Operations in 2002... The Expos expanded his duties in 2003 adding the title of Scouting Supervisor for Canada... Joined the Blue Jays organization shortly after the completion of the 2003 regular season, being named as a Scouting Coordinator... Named Assistant to the General Manager following the 2005 season... Promoted to the position of Vice President, Baseball Operations & Assistant General Manager on January 8, 2006...On October 3, 2009 accepted the position of Senior Vice President, Baseball Operations & General Manager… Of Greek descent, he has lent his services to the Greek National baseball team around the 2003 European Championships before serving as an advance scout for Greece in the 2004 Summer Olympiad in Athens.

Business Operations

STEPHEN BROOKS

Senior Vice President, Business Operations

Promoted to his current role of Senior Vice President, Business Operations in January 2011 from his previous role as Vice President, Finance and Administration... Assumed the role of Vice-President, Finance and Administration in March 2009 having spent the previous five years with the Rogers group of companies as Director, External Reporting, Rogers Communications Inc. and more recently as Corporate Controller, Rogers Media Inc… Prior to joining Rogers in 2004, was a senior manager in the Technology, Media and Telecommunications practice of Deloitte and Touche LLP in New York, New York where his four year tenure focused almost exclusively on publicly-traded companies in the telecommunications industry… Prior to joining the New York practice in 2000, was with Deloitte and Touche LLP in Vancouver, BC where he began his career in 1994… Is a member of the Board of Directors of the Canadian Mental Health Association, York Region currently serving as the Board's President… A Chartered Accountant and Certified Public Accountant (Illinois)… A graduate of the University of British Columbia and the British Columbia Institute of Technology... He and his wife reside in Toronto and have one child.

MARIO COUTINHO

Vice President, Stadium Operations & Security

Named to his current position in October 2005, overseeing the management of all events at Rogers Centre, including Blue Jays home games... Also handles tenant relations on behalf of Rogers Centre... Began his career with the Blue Jays Baseball Club working part-time in 1983 in gameday operations... Employment on a full-time basis came in 1989 as the Club's Manager of Game Operations... In the ensuing years he held a variety of positions in game operations, taking over as the department's Director in 1999... Has played a key role in the staging of two World Series and the 1991 All-Star Game in Toronto, leading to his appointment to Major League Baseball's Senior Advisory Committee for Security and Stadium Operations in 2000... Continues to sit as a member of the eight-person committee... In addition to his duties with the Blue Jays, also served as the Manager of Stadium Operations for the CFL's Toronto Argonauts between 1994 and 1997... Coordinated the event staff and security for the NFL's America Bowl games held in 1995 and 1997... Served on the committee and hosted the 1999 Youth Employment Task Force for the City of Toronto... Born on the island of Sao Miguel in the Azores on March 24, 1962... Moved to Toronto as an infant... Graduated from the University of Toronto with a Bachelor of Science degree in 1985, after having undertaken his secondary schooling at Toronto's De La Salle College.

JASON DIPLOCK

Vice President, Ticket Sales and Service

Was named Vice President of Ticket Sales and Service in July of 2008…Held the position of Vice President of Florida Operations for the Toronto Blue Jays and General Manager of the Dunedin Blue Jays in September 2006 and held that post until moving into his current role... Jason has been with the Blue Jays since 1999 starting as an Account Manager renewing season tickets... In 2001, he was promoted to the position of Assistant Manager of Ticket Sales overseeing several sales areas including Consumer Sales and Premier Client Services... He was again promoted in December of 2003 to the position of Director of Ticket Sales... In that role Jason was responsible for Group Development, Consumer Sales, Direct Mail & Collateral and Premier Client Services... Before joining the Blue Jays' organization, Jason held the position of Director of Sales and Marketing for the Brampton Battalion Hockey Club of the Canadian Hockey League from 1997 to 1999... He currently resides in Oakville with his wife and two children.

KELLY KEYES

Vice President, Building Services

Charged with directing day-to-day Operations for Rogers Centre Engineering, Conversions, Video Board Production, Facility Services and our Toronto Blue Jays "World's Fastest Grounds Crew"... Rogers Centre projects have included the Blue Jays Clubhouse; our Main Concourse; Luxury Suites and several upgrades to accommodate the NFL Buffalo Bills. Kelly first joined Rogers Centre in 1989 as a security officer; advanced quickly and was named Director of Security Operations in 1994. The ensuing years brought with them several new areas of responsibility, eventually leading to her appointment as Vice President, Building Services. Born in Toronto on November 18, 1968 ... Kelly was raised and educated in the city, attending Newtonbrook Secondary School and Seneca College.

.

ANTHONY PARTIPILO
Vice President, Marketing & Merchandising

In addition to his duties in overseeing TBJ Merchandising, is responsible for the marketing efforts of the entire Rogers Sports and Entertainment group… Joined the organization in February 2004 and was most recently Managing Director of TBJ Merchandising… His responsibilities included operating and growing merchandising and retailing operations for Toronto Blue Jays, Bills Toronto Series, Rogers Centre Events and Stadium Tours… Since 2004 rebranded all retail as Jays Shop, launched on-line shopping www.jaysshop.ca, opened 1800 sq.ft. retail store in Eaton Centre Sears, and the largest team shop in Canada at over 8,000 sq.ft. at Rogers Centre… Revenues have grown four fold, ranking the club as highest per capita retail in MLB…Over 22 years in retail and 12 years in senior management at InterTAN Canada, parent company of 900 store retailer Radio Shack Canada. As Director of New Business Ventures, launched Canada's first electronics retailer on-line shopping site, www.radioshack.ca... Developed new strategic partnerships including with Rogers Wireless and with store-in-store concepts nationally and Rogers Plus Mall stores. As Vice-President Marketing-Radio Shack Canada overseeing a highly successful national marketing and advertising program for 500 company and 300 dealer stores across Canada… Has served as a Board Member for the Sunshine Foundation for Kids, and as a committee Vice-Chair at the Canadian Marketing Association (CMA).

SILVIO D'ADDARIO
Vice President, Events

Oversees all events at Rogers Centre, including current General Manager of the Bills Toronto Series... Joined the organization in 2001 and has held various positions including General Counsel, C.O.O. and his current position as Vice President, Events... Attended the University of Toronto (Commerce) and the University of Western Ontario (Law), graduating with a LLB from Western in 1994... Actively involved in children's sporting lives… Born and raised in Toronto and currently residing in Mississauga with his wife and three children.

HOWARD STARKMAN
Vice President, Special Projects

The Blue Jays have been Howie's life... Will complete 36 full years with the Blue Jays in 2011 and his 46th year in the pro sports industry... Started with the club, as Director, Public Relations, in July 1976 as one of the first employees hired... Title changed to Vice-President, Media Relations in 1999... Became Vice-President, Special Projects in 2002... Began his career in the sports business with summer employment at Maple Leaf Gardens (Toronto) in the summer of 1964... After attending University of Western Ontario and University of Toronto he began full time with Maple Leaf Gardens in 1967 in the ticket department... Moved on to the Gardens promotion and group sales department in 1968... In 1969 with Jim Gregory taking over as General Manager of the NHL Toronto Maple Leafs became the Director of Administration and Publicity for the hockey team... Hired by Peter Bavasi for the Blue Jays... During his 35 years with the Blue Jays has been active in a wide a range of areas on behalf of the Blue Jays organization including overseeing the team's publicity, media relations, broadcasting, team travel and print publications including the production of 26 media guides... His Blue Jays career includes highlights such as 'the Name The Team Contest", first Blue Jays regular season game April 7, 1977 at Exhibition Stadium, American League Championship Series in 1985, 1989, 1991, 1992, 1993, the opening of SkyDome in June 1989, the 1991 All-Star Game and, of course, the 1992 and 1993 World Series...Oversaw the 2009 World Baseball Classic at Rogers Centre on behalf of Blue Jays/Rogers Centre…. As VP Special Projects is involved in strategic planning, scheduling, broadcasting, and program publishing... Received the prestigious Robert O. Fishel Award in the 1995 for excellence in the field of Public Relations... Served as PR director on the 1998 Major League All-Star squad tour of Japan... Has worked as a Major League Baseball public relations official for 15 World Series and ten All-Star Games... In 2006 was Major League Baseball Public Relations liaison with Team Canada at the World Baseball Classic... As well, worked for the NHL for six Stanley Cup Finals... Two-time winner of The Toronto Chapter of BBWAA 'Good Guy Award'... Member of SABR... Member of the BAT AWareness Committee... Vice-Chairman of the Toronto Entertainment BIA board… Born February 23, 1945 in Toronto... Married with two children, making his home in Mississauga.

JAY STENHOUSE
Vice President, Communications

The 2011 season will mark his 27th in the organization… Started with the organization in 1985 assisting with game day operations as runner and then as quartermaster… In that role often was assigned to assist the Public Relations department… That opportunity led to full-time employment, being name Coordinator, Statistical Information with the Public Relations Department… In 1992 was promoted to Assistant Director, Public Relations and took on a greater role with respect to the production of the Media Guide and traveling with the team… In October 2002 was promoted to take the lead role in the department as Director Communications…Was then named Vice-President, Communications in October 2005 with the responsibility of overseeing media communication for both the Toronto Blue Jays and Rogers Centre…During his tenure with the club has assisted Major League Baseball at All-Star Games and Post Season series…Attended the MLB Executive Development Program… Born and raised in Weston, Ontario, he now makes his home in Etobicoke with his wife and two children... Obtained a Bachelor of Arts degree in economics from Toronto's York University in 1991 after graduating from Weston Collegiate Institute in 1987... A former junior hockey player, has proudly served as a volunteer coach for local teams.

Baseball Operations

TONY LACAVA
Assistant General Manager, Player Personnel

Born May 21, 1961 in Pittsburgh, Pennsylvania... Graduated from Central Catholic in 1979 where he played baseball... Obtained an Associates Degree from Gulf Coast Community College before transferring to the University of Pittsburgh... Left Pitt after two years to sign with the Pittsburgh Pirates as a non-drafted free agent... Spent two seasons in the club's minor league system as an infielder with Bradenton and Greenwood in 1983 and Macon in 1984... Joined the Anaheim Angels organization as an Associate Scout in 1989... Promoted to full-time duties as an Area Scout in 1991... Promoted again to the position of Regional Crosschecker in1996, serving through 1999... Joined the Atlanta Braves as the National Scouting Supervisor in 2000... Named as the Director, Player Development for the Montreal Expos in September of that year overseeing the club's minor league field personnel and the farm teams... Spent the 2002 season with the Cleveland Indians as the National Crosschecker... Joined the Blue Jays organization on October 15, 2002 as Assistant to the General Manager... Named to his current position on October 17, 2007... Married with three children... Resides in Oakmont, Pennsylvania.

DANA BROWN
Special Assistant to the General Manager

In his second season as Special Assistant to the General Manager after eight seasons as Director of Scouting for the National/Expos organization… Worked with the Pittsburgh organization for eight years as area scouting supervisor and East Coast scouting coordinator… With a major influence over the Nationals/Expos drafts, he has played a part in the selections of Ryan Zimmerman (2005, first round), John Lannan (2005, 11thround), Collin Balester (2004, fourth round), Jason Bergmann (2002, 11th round) and Justin Maxwell (2005, fourth round)… Also drafted All-Star Chad Cordero and Bill Bray, who was an essential cog in the Nationals' acquisition of Austin Kearns, Felipe Lopez and Ryan Wagner from Cincinnati in an eight-player trade in July 2006… Over the 2007-08 drafts, in particular, the Nationals stockpiled their system with a number of talented young stars… In 2007, they selected Ross Detwiler (first round), Josh Smoker (sandwich round), Michael Burgess (sandwich round), Jordan Zimmermann (fourth round), Derek Norris (seventh round), Jack McGeary (ninth round) and Bill Rhinehart (14th round)… That draft class was later rated as the "best in baseball" by industry-expert Baseball America… A graduate of Seton Hall University, Brown played with Pirate teammates Craig Biggio, Mo Vaughn and John Valentin in 1987 prior to being drafted by Philadelphia in 1989 as an outfielder. On February 21, 2008, Brown was inducted into SHU's Athletic Hall of Fame… He played three pro seasons in the Phillies' chain before enjoying a two-year stint as a minor-league coach. Brown began his scouting career in 1994. Dana resides in Franklin Park, NJ with his wife and two children.

JAY SARTORI
Assistant General Manager

Named to his current position on September 13, 2010 coming over from the Washington Nationals where he was Director, Baseball Administration for one season... Prior to his appointment in Washington worked with Major league Baseball's Labor Relations Department in the role of Manager of Salary and Contract Administration... While working for the Commissioner's Office, he provided advice and interpretations on the Basic Agreement and Major League Rules to all 30 clubs, conducted research and analysis for industry-wide meetings and initiatives, served as a key administartor for both Salary Arbitration Support Program and Rule 4 Draft Support Program, managed enhancements to MLB's IT systems and functioned as the primary contact for Club personnel regarding Major League contract terms... Sartori was also a key member of the MLB Collective Bargaining team that successfully negotiated a second consecutive CBA without a work stoppage in 2006... Jay was born and raised in Lynnfield, MA and currently resides in Toronto, Ontario... Prior to joining the Commissioner's Office, Sartori worked in the investment banking industry for Robertson Stephens and Pacific Growth Equities... Sartori graduated with a Finance and MIS degree from Boston College in 2001.

MIKE SHAW
Director, Team Travel and Clubhouse Operations

Born October 30, 1968 in Halifax, Nova Scotia... Raised in Montreal, Quebec... Played baseball through the junior ranks in the Montreal Lac St. Louis League... Graduated from Montreal's Marymount Academy in 1986, capturing a provincial physical education award in his final year... Attended Dawson College, earning a Diploma in Social Sciences in 1989... Graduated with an Honours Bachelor of Commerce in Sports Administration from Sudbury's Laurentian University in 1995... Joined the Blue Jays organization in 1996 taking on a part-time position in the Club's ticket office... Joined the PR staff as an assistant in 1997, before being appointed as the Manager, Baseball Information in 1999... Appointed to Manager of Team Travel in November 2004, overseeing the team's transportation and accommodations in Spring Training and throughout the regular season... Was promoted to Director of Team Travel and Clubhouse Operations in January, 2011... Married with two children... Resides in Oakville.

HEATHER CONNOLLY
Administrator, Baseball Operations

Completed 25 years with the Blue Jays Organization…Named to her current position in January 2010, working alongside senior management in baseball operations…Prepares and maintains all Major League paperwork including contracts for players, coaches, scouts and support staff, immigration documents, employment visas, and hiring paperwork…Serves as an active liaison with the Commissioner's Office, the Department of Immigration and Human Resources Canada in this regard…Also plays an important role in the preparation and maintenance of the financial budget for baseball operations…Originally joined the Club in February 1984, working as an Administrative Assistant in Ticket Sales & Service…Moved from the box office in December 1988, being named as Executive Assistant, Baseball Operations & Player Personnel…In November 2004 named Executive Baseball Assistant, Major League Operations…Served in this capacity until being named to her current role…Born on November 4, 1961 in Toronto…Raised and educated in the city at Richview Collegiate Institute and Humber College…Has one grown son.

RON SANDELLI
Director, Team Safety

A highly recognized 30-year veteran of the Toronto Police, he has overseen team security for the Toronto Blue Jays Baseball Club since November 2001... Born July 5, 1944 in Toronto... Raised and educated in the city at York Memorial Collegiate and the University of Toronto... Entered Police College in 1965, being named as a Constable in July of that year... Climbed steadily through the investigational ranks of the Toronto Police, being named as a Detective in the "Fraud Squad" in 1974... Entered the city's Intelligence Unit in 1977 as a Detective rising to the post of Unit Commander of Police Intelligence Services... Spent ten years in the CFSEU (Combined Forces Special Enforcement Unit), the first unit of its kind in Canada specializing in the investigation and apprehension of suspects involved with organized crime... Became recognized as an expert authority in the field of organized crime, being called to testify in cases around the globe... Retired from active police duty in 1995... Prior to his retirement, served as the Resident Agent for the Blue Jays between the 1993 and 1995 seasons... Shortly afterwards began working privately in security for a subsidiary of Magna International... An avid baseball fan and player, he led the Toronto Police Fast Pitch Team to three gold medal wins and one silver medal at the bi-annual World Police Games during the 1980's, including a championship victory over the LAPD in the inaugural competition... Served as a player/manager earning the nickname "Coach", a moniker that has stuck with him since... A resident of Aurora, he is married with two children and four grandchildren.

Blue Jays Behind the Scenes



GEORGE POULIS
Head Trainer

Appointed as the head athletic trainer with the Blue Jays' Major League Club in 2003, after serving as the assistant athletic trainer for four and a half years. Prior to the Blue Jays, he was an athletic trainer in the San Diego Padres' Minor League system for 10 years…His first experience with professional sports was in 1986 as an athletic training intern for the NFL's Cleveland Browns Football Club…A Cleveland native, he earned his undergraduate degree from Baldwin-Wallace College in Berea, Ohio, and earned his master's degree from the University of Alabama…He worked his way up through the Padres' Minor League system with stops in Waterloo, Iowa (Class A); Wichita, Kan.; Memphis, Tenn.; Mobile, Ala. (Class AA); and Las Vegas (Class AAA)….At the conclusion of the 1998 Minor League season, assisted the San Diego Padres' during the playoffs and World Series…During the off-season, Poulis and his wife, live in Florida with their three children.

HAP HUDSON
Assistant Trainer

"Hap", 51, enters his first year as the assistant athletic trainer with the Toronto Blue Jays after serving as the Rehabilitation Coordinator in 2010... Prior to the Blue Jays, he was an athletic trainer in the St Louis Cardinals Minor League system for 7 years (1983-89) with stops at Johnson City, Tennessee (rookie A), St. Petersburg, Florida (Class A) Little Rock, Arkansas (Class AA)and Louisville, Kentucky (AAA)... In 1989 he was selected to be the AAA All Star Game Athletic Trainer for the National League Team. In 1990 he served 13 years (1990- 2002) as the Minor League Rehabilitation Coordinator for the Philadelphia Phillies... During his 22 year in baseball he also served as an athletic trainer in the Venezuela Winter Baseball League (1985) and traveled to the Dominican Republic Baseball League in 1998... Hap also was hired as a rehabilitation consultant for the Daiwi Hawks Japanese Baseball team in 1992 and traveled to Japan in 1998... A native of Clinton, Mississippi, Hap's career has included working with performance training specialist's, world class level and collegiate athletes during the baseball off-season... Is a certified member of the NATA and is a graduate of Mississippi College where he was inducted into the school's Sports Hall of Fame in 2006. Resides in Trinity, Florida with his wife and two children



BRYAN KING
Strength & Conditioning Coach

Named to his position as the Blue Jays Major League Strength & Conditioning Coach in January 2009, and is now in his third season...Graduated from the University of Oklahoma in 2003 while lettering in baseball as an outfielder...Signed with the Seattle Mariners in January of 2002, spending one year with the Mariners organization… In 2003 played with the Springfield Ducks of the Central Independent League…Starting in 2004, worked with the Cleveland Indians for two years as a minor league strength coach…Oversaw the off-season workouts of all-star pitcher C.C. Sabathia in 2005…Spent the 2006 season with the Texas Rangers AAA affiliate (Oklahoma City) before being hired as the Toronto Blue Jays Minor League Strength and Conditioning Coordinator in 2007, where he spent two seasons, prior to his appointment as Major League Strength & Conditioning Coach.

JEFF ROSS
Equipment Manager

One of the few remaining charter employees... Joined the Club prior to its inception and has served in his current capacity as Equipment Manager since 1981... Ran the visiting clubhouse at Exhibition Stadium during the Blue Jays first four seasons of operation... Responsibilities include maintenance of all uniforms and equipment as well as overseeing the transport of such items during the regular season... Graduated from Darcy McGee High School in Montreal... Attended Dawson College and worked part-time for the Montreal Expos as a member of their grounds crew and in the clubhouses... Enjoys golf and fishing... Married... Montreal native now makes his home in Palm Harbor, Florida.



KEVIN MALLOY
Clubhouse Manager

Originally joining the Blue Jays in 1982, he has served as the team's Clubhouse Manager since 1996... Graduated from Seneca College in 1987 where he studied Marketing and Administration... Has worked for the Toronto Blue Jays since 1982 when he began as a seasonal assistant in the Blue Jays Clubhouse... Responsible for co-coordinating the clubhouse responsibilities with Equipment Manager, Jeff Ross and overseeing and directing the seasonal clubhouse assistants... Married with two children... Enjoys ice hockey, downhill skiing and golf... Resides in Pickering, Ontario.

LEN FREJLICH
Visiting Clubhouse Manager

Stands as one of the few remaining charter employees... Joined the Club prior to its inception and has served as the Visiting Clubhouse Manager since 1996... Began working with the club in the ticket office, serving as Assistant Director, Tickets in the club's inaugural season... Joined the Operations department for the 1986 season as the Assistant Director... Responsible for hosting all visiting clubs and the care of their equipment and uniforms... Attended Michael Power Collegiate in Toronto before graduating from Wilfred Laurier University where he studied Business Administration... Married with one child... Enjoys horse racing, ice hockey and golf.

Amateur Baseball

The Toronto Blue Jays believe in supporting grass roots baseball initiatives as a means for kids to pursue their big league dreams. In 2011, the Blue Jays have once again partnered with baseball associations across Canada to provide youth the opportunity in funded amateur baseball programs.

Each month, from June to September, the Blue Jays will recognize five outstanding players through the Blue Jays Amateur Player of the Month Awards. Players are selected based on four criteria: community involvement, academic performance, personal accomplishments, and sportsmanship. To nominate a player in your community, please visit bluejays.com.

jays care foundation

Since 1992, Jays Care Foundation has been empowering children and youth in need, inspiring them to make positive choices, and helping them realize their dreams by providing access to programs that support physical activity, education, and life-skill development. The funds raised by Jays Care Foundation are committed to initiatives and programs that improve the lives of kids in the Greater Toronto Area and beyond, including:

- Encouraging kids to get physically active through youth baseball initiatives;
- Providing grants to local charities serving children in need;
- Funding capital projects that create safe youth spaces where kids can play, learn, and grow; and
- Partnering to provide important educational opportunities for at-risk youth.

Jays Care about…

…helping kids in need.

Jays Care Foundation served over 10,000 kids in 2010, providing programs, support and access to opportunities in the areas of education, physical activity and life-skill development.

…getting kids healthy and fit.

In 2010, over 700 children from 30 Toronto Community Housing neighborhoods across the GTA participated in the Jays Care Rookie League program, providing opportunities for physical fitness, health & nutrition education, and life-skill development through baseball skills, drills and tournament games.

…keeping kids in school.

Through the Home Run Scholars partnership with Pathways to Education, the Foundation has realized a 43% reduction in absenteeism among Grade 9 students in the Lawrence Heights community this year, helping further our common goal of dramatically reducing the high school dropout rate in priority neighbourhoods across the GTA.

…providing safe places for kids to play, learn and grow.

Jays Care Community Clubhouse, designed by Shikatani Lacroix and built by Urbacon, was opened in August 2010. This kid-friendly luxury suite at Rogers Centre will host over 3,000 children, families and community groups each season providing a fun and interactive environment to learn more about the game of baseball. Kids will enjoy meeting and interacting with Blue Jays players before the game, and relax in a safe, dedicated space to take in Blue Jays baseball.

Jays Care Foundation in the Community

FIELD OF DREAMS

In 2008, Jays Care Foundation expanded the scope of its Field of Dreams program in an effort to further expand the impact of its community investment in areas of need in Greater Toronto Area and beyond.

Originating in 2000 as a seven year, $1-million commitment to the City of Toronto, Parks and Recreation Division for the refurbishment and restoration of baseball and softball fields, Field of Dreams has grown to now include the funding of capital project initiatives for the development of "safe youth spaces" where kids can play, learn and grow!

The expansion of Field of Dreams has allowed Jays Care to outfit all eight YMCA Health, Recreation, and Fitness Centres in Toronto with baseball equipment for its Youth Sports Leadership curriculum, as well as contribute to the development of much needed safe youth spaces in community centres in the Jane & Finch, Cabbagetown, Flemingdon Park and Kingston & Galloway communities. In 2010, Jays Care committed funding to recreation spaces at the new Ronald McDonald House in Toronto and the new Urban Ooch building for Camp Oochigaes. And, in support of our amateur baseball efforts, East York Baseball association will benefit from an extended 3 hours of play when the lighting provided by Jays Care will be installed at Stan Wadlow Park.

GRAND SLAM GRANTS

Each year, Jays Care Foundation supports a variety of charitable and not for profit organizations from the Greater Toronto Area and across the province of Ontario. Grand Slam Grants are awarded to organizations offering programs that focus on physical activity, education, and life-skill development for children and youth in need. To date, Jays Care has invested over to $2 million into the community through the Grand Slam Grants program.

HOME RUN SCHOLARS

In 2008, Jays Care Foundation added Home Runs Scholars to its outreach initiatives through the development of a four-year, $400,000 funding partnership with Pathways to Education Canada, pursuing the goal of keeping kids in high school through graduation and providing support for youth to pursue a post-seconday education.

Through the Pathways program, Home Run Scholars currently invests in the Toronto neighbourhoods of Lawrence Heights, Regent Park and Rexdale. Dropout rates in these areas have improved significantly over the past two years, indicating stronger numbers of future graduates. Hosted by Jays Care, a "graduation party" is also held every June at Rogers Centre to recognize and reward student's efforts and encourage continued participation of all of our Home Run Scholars. The first Home Run Scholars cohort is scheduled to graduate in 2012.

ROOKIE LEAGUE

Each summer, Jays Care Foundation partners with Toronto Community Housing to operate Rookie League, a summer-long baseball day camp for kids living in Toronto Community Housing Neighbourhoods.

In 2010, more than 700 kids from 30 different Toronto Community Housing neighbourhoods participated in Rookie League. From that, 60 youth, two from each TCH community, were employed through the Rookie League sports leadership program as youth coaches and mentors. Each week, volunteers from the Blue Jays and Rogers Centre family, and from local minor baseball organizations, provide participants with valuable baseball skill development instruction, while emphasizing the values of teamwork, partnership, and cooperation in life beyond the baseball diamond.

Fundraising Events

LIVE CHARITY BROADCAST AUCTION

On April 26 of 2010, Jays Care Foundation and Rogers Sportsnet teamed up to offer fans from across the country the opportunity to participate in the Foundation's second Live Charity Broadcast Auction.

One-of-a-kind baseball themed experiences were auctioned off over the course of the game, raising over $57,000 in support of the programs and outreach efforts of Jays Care!

For information on the 2011 Live Charity Broadcast Auction, visit www.bluejays.com/jayscare.

ANNUAL GALA FUNDRAISER

Each summer, Jays Care Foundation hosts its signature fundraising event, The Curve Ball. VIP guests from Toronto's corporate and social scenes join the entire Blue Jays team, coaching staff, and special alumni guests for an evening of delicious food and drink, fantastic music and entertainment, and incredible live auctions.

In 2011, The Curve Ball takes place on Monday, June 13 at Rogers Centre. For more information, call 416-341-1456 or visit www.bluejays.com/jayscare.

16th ANNUAL CHARITY GOLF TOURNAMENT

2011 will mark the 16th anniversary of Jay Care Foundation's Annual Charity Golf Tournament. On Monday, August 8, guests will again have the opportunity to play where the pros play – with the pros! Hole contests, sampling opportunities, and fantastic prizing are all included in the day's events, where guests are treated like MVPs from the first tee to the spectacular 19th hole reception.

For more information, call 416-341-1456 or visit www.bluejays.com/jayscare

2nd ANNUAL HOME RUN DERBY

The second annual Jays Care Foundation Charity Home Run Derby will be held on Thursday May 19, 2011 on the field at Rogers Centre. Teams of four will swing for the fences, competing for the championship title! Participants will receive their own personal uniform, including a Jays jersey, and full equipment.

To help hit the long ball, each team drafts a 2011 Toronto Blue Jays player to serve as its' own hitting instructor! A portion of the proceeds of this event will support the Vernon Wells Perfect 10 Foundation's efforts in Toronto.

In order to qualify, each team of four must raise a minimum of $10,000. Space is limited! If you have questions or to book your team, please call Lauren Giannace at 416-341-1690.

Fundraising at Rogers Centre

50/50 DRAWS

Jays Care Foundation 50/50 Draws are held at every Blue Jays home game, offering fans the opportunity to win a prize that could reach nearly $10,000 per draw. More than $241,000 was awarded to lucky winners in 2010!

SILENT AUCTION

Jays Care Foundation is pleased to offer fans the opportunity to bid on unique memorabilia items from current and former Blue Jays, as well as a variety of other professional athletes and celebrities through its Silent Auction program available at select home games and located on the 100-level concourse.

VIDEO BOARD GREETINGS

Celebrate your special occasion and support Jays Care! Fans can reserve birthday, anniversary, or special welcome greetings to be displayed on the Jays Vision Video Board by making a $100.00 donation to Jays Care Foundation. Marriage proposals, which include a live video, can be reserved for a $250.00 donation. All requests are subject to availability. For more information call 416-341-1020.

Support Jays Care Foundation

Show you care. Give today!

Donate online at www.bluejays.com/jayscare

*Tax receipts issued for donations of $20 or more

Board of Directors

Chairman of the Board:
Melinda Rogers – Rogers Communications Inc.

Vice Chair, Secretary & Treasurer:
Stu Hutcheson

Directors:

Paul Beeston – Toronto Blue Jays Baseball Club
Ron Carinci – Urbacon
Peter Dawe – Boston Consulting Group
James Dodds – TD Bank Financial Group
Amoryn Engel – National Post
Jamie Haggarty - Rogers Media
Jeffrey Latimer – The Second City
Dan Nowlan – CIBC World Markets
John Macintyre – TEDCO & Invest Toronto
Peter Sisam – IMG

Jays Care Foundation Staff

Danielle Silverstein, Executive Director

Brendan Mohammed, Manager, Programs & Outreach

Randi Thomson, Manager, Finance & Administration

Matt Anderson, Coordinator, Communications & Design

Lauren Giannace, Coordinator, Fundraising & Development

Contact Information

Jays Care Foundation
One Blue Jays Way, Suite 3200
Toronto, ON M5V 1J1

Phone: 416-341-1456
Fax: 416-341-1146
E-mail: jayscarefoundation@bluejays.com
www.bluejays.com/jayscare
www.twitter.com/jayscare

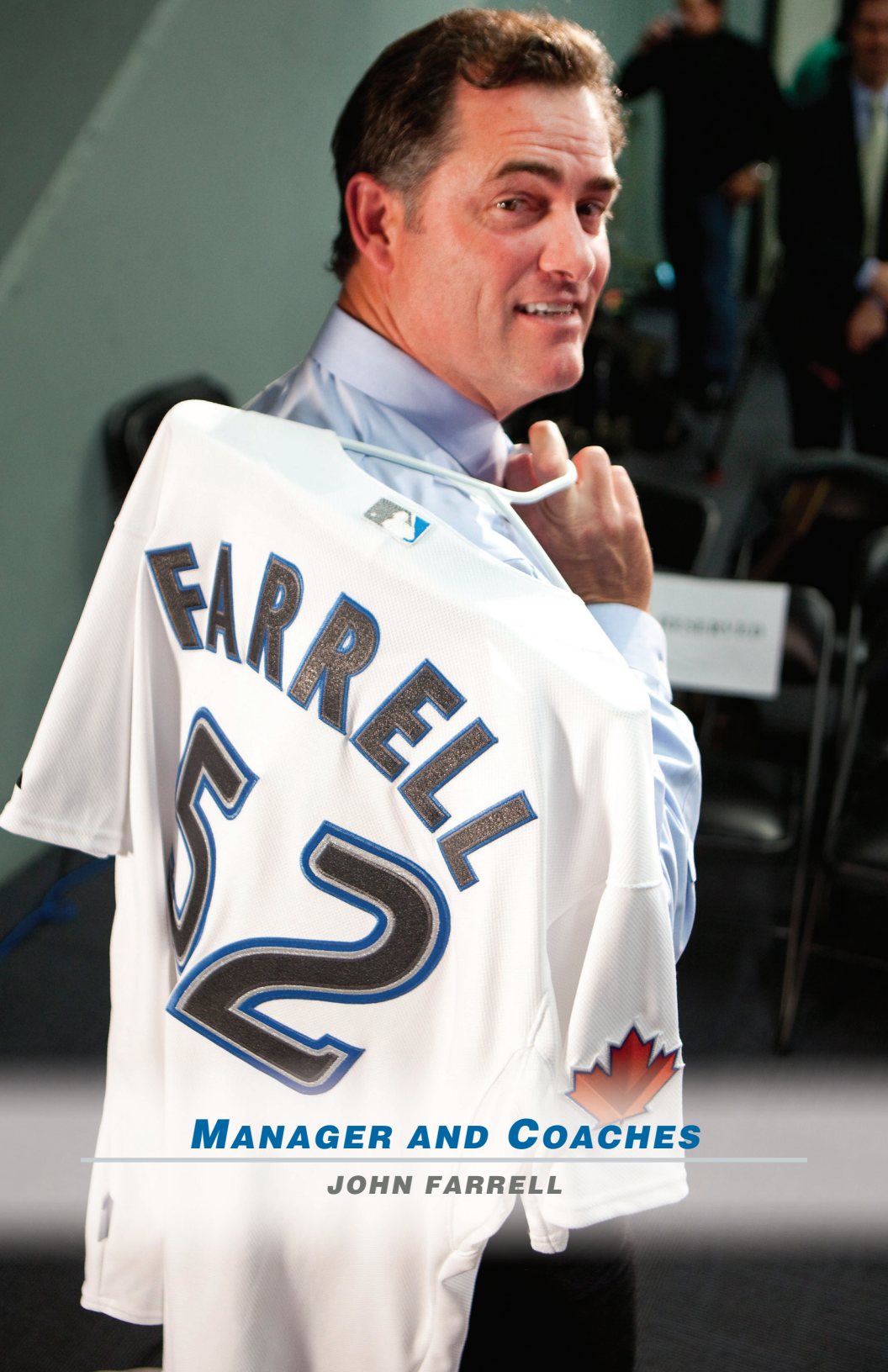

Manager and Coaches

John Farrell

FARRELL, John

MANAGER

52

Birthdate . . . . . August 4, 1962
Opening Day Age 48
Birthplace. . . . . .Monmouth Beach, NJ
Residence. . . . . Westlake, OH
Bats/Throws . . . . . R/R
Height/Weight 6-4/220

APPOINTED: Named as the 12th Manager of the Toronto Blue Jays on October 25, 2010.

PERSONAL: John Edward Farrell... Married with three children... Played four seasons of baseball at Oklahoma State University (1981-84)... Compiled an 11-2 record with two saves and a 3.01 ERA his senior season, earning All Big-Eight Conference honours... Graduated from Shore Regional (NJ) High School in 1980... Lettered in baseball and basketball.

PROFESSIONAL CAREER:

- Selected by Cleveland in the 2nd round of the 1984 June draft... Pitched in 116 Major League games (109 starts) over parts of eight seasons with Cleveland (1987-90, 1995), California (1993-94) and Detroit (1996).
- Posted a 28-25 record with 12 complete games and a 3.86 ERA in 72 games (70 starts) in his first three seasons from 1987-89... Hampered by injuries for the remainder of his playing career, missing the entire 1991 and 1992 seasons with right elbow problems.

COACHING CAREER:

- Spent five seasons from 1997-2001 as assistant coach/pitching & recruiting coordinator at Oklahoma State University… With the Cowboys, instilled new disciplines and methods into the program and mentored 14 pitchers that were drafted or signed as non-drafted free agents at the professional level, including 1999 National League Rookie of the Year Scott Williamson…Completed his bachelor's degree at OSU in 1996.
- Served as Indians Director of Player Development from November 2001 until joining the Red Sox in November 2006… In that role, oversaw all elements of the club's player development system, including the organization's six minor league affiliates and the Latin American programs in Venezuela and the Dominican Republic… Also supervised the signing of all minor league free agents while assisting in Major League player acquisitions… Under his tutelage, the Indians were named "Organization of the Year" in consecutive seasons in 2003-04 by USA Today's Sports Weekly and were tabbed by Baseball America as having the #1 farm system in professional baseball in 2003.
- In 2007, his 1st season in the role of Pitching Coach, club finished 1st in the AL with a 3.87 ERA, 2nd in the Majors only to the Padres 3.70 mark… 2008 Boston pitchers posted a 4.01 ERA (645 ER/1,446.1 IP), 4th in the AL... Guided the Red Sox staff to a 4.35 ERA in 2009, 7th in the AL…Club's 1,230 strikeouts ranked 2nd among AL leaders and marked the 2nd-best single-season total in franchise history.
- Selected as the 2009 recipient of the Red Sox Good Guy Award from the Boston Chapter of the BBWAA.
- Completed his 4th season as the Red Sox pitching coach in 2010...During his tenure, Boston hurlers logged a 4.11 ERA, 3rd in the AL during that span behind only Oakland (4.03) and Toronto (4.05).

JOHN FARRELL — PLAYING RECORD

Year	Club & League	W-L	ERA	G	GS	CG	ShO	SV	IP	H	R	ER	BB	SO
1984	Waterloo (Mid)	0-5	6.44	9	9	2	0	0	43.1	59	34	31	33	29
	Maine (Int)	2-1	3.76	5	5	0	0	0	26.1	20	11	11	20	12
1985	Waterbury (East)	7-13	5.19	25	25	5	1	0	149.0	161	196	86	76	75
1986	Waterbury (East)	9-10	3.06	26	26	9	3	0	173.1	158	82	59	54	104
1987	Buffalo (Int)	6-12	5.83	25	24	2	0	0	156.0	155	109	101	64	91
1987	CLEVELAND (AL)	5-1	3.39	10	9	1	0	0	69.0	68	29	26	22	28
1988	CLEVELAND (AL)	14-10	4.24	31	30	4	0	0	210.1	216	106	99	67	92
1989	CLEVELAND (AL)	9-14	3.63	31	31	7	2	0	208.0	196	97	84	71	132
1990	Canton-Akron (East)	1-1	7.20	2	2	0	0	0	10.0	13	8	8	2	5
	CLEVELAND (AL)	4-5	4.28	17	17	1	0	0	96.2	108	49	46	33	44
1993	Vancouver (PCL)	4-5	3.99	12	12	2	0	0	61.0	60	24	22	16	35
	CALIFORNIA (AL)	3-12	7.35	21	17	0	0	0	90.2	110	74	74	44	45
1994	Vancouver (PCL)	4-4	3.25	8	8	4	1	0	61.0	60	24	22	16	35
	Charlotte (Int)	4-7	5.61	15	14	1	1	0	78.2	72	51	49	21	55
	CALIFORNIA (AL)	1-2	9.00	3	3	0	0	0	13.0	16	14	13	8	10
1995	Buffalo (Int)	11-9	4.54	29	28	2	0	0	184.1	198	97	93	61	92
	CLEVELAND (AL)	0-0	3.86	1	0	0	0	0	4.2	7	4	2	0	4
1996	Toledo (Int)	2-4	8.10	6	6	1	0	0	30.0	38	29	27	9	21
	Buffalo (Int)	3-0	3.67	4	4	0	0	0	27.0	20	11	11	7	14
	DETROIT (AL)	0-2	14.21	2	2	0	0	0	6.1	11	10	10	5	0
Minor Totals		53-71	4.71	166	163	41	8	0	1024.2	1037	606	536	391	568
MAJOR TOTALS		36-46	4.56	116	109	13	2	0	698.2	732	383	354	250	355

MANAGERIAL/COACHING CAREER

2001-06	Director of Player Development, Cleveland Indians
2007-10	Pitching Coach, Boston Red Sox
2011-	Manager, Toronto Blue Jays

BUTTERFIELD, Brian

THIRD BASE COACH

55

Birthdate . . . . . March 9, 1958
Opening Day Age 53
Birthplace. . . . . Bangor, ME
Residence . . . . . Scottsdale, AZ
Bats/Throws . . . . . R/R
Height/Weight 6-0/200

APPOINTED: Named as Third Base Coach for the Toronto Blue Jays on June 3, 2002... Promoted to Bench Coach on September 30, 2007... Returned as Third Base Coach in the 2010 season.

PERSONAL: Brian James Butterfield... Married with two children... Attended the University of Maine where he lettered in baseball and basketball in 1976... Transferred to Valencia Community College and was named Florida Junior College Player-of-the-Year in 1977... Moved to Florida Southern College for two years and was a member of the 1978 National Championship Team... After beginning his professional career in 1979 he returned to Florida Southern to complete his bachelor's degree in physical education in 1980... Following his professional season he returned to coach in the fall at Florida Southern in 1979 and assisted at Eckerd College in 1980-81... Son of the late Jack Butterfield who had served as Vice President of Player Development and Scouting for the New York Yankees.

PLAYING CAREER:

- Signed as a free agent by the New York Yankees in 1979 and assigned to Oneonta where he hit .218 in 58 games... Split the 1980 season between Fort Lauderdale where he appeared in eight games and Greensboro of the Southern League (AA) where he hit .227 with 13 RBI.
- Earned team MVP honours in 1981 with Fort Lauderdale of the Florida State League... Hit .286 in 94 games with seven doubles and 27 RBI... Reached AAA with Clumbus in the Yankkee system in 1982, hitting .417 in 13 games... Hit .238 with 24 RBI in his final pro season with the Padres' Florida State League affiliate in Miami in 1983.

COACHING CAREER:

- In his first year after his playing career he began coaching career as a roving infield instructor in the Yankees organization... Remained with the Yankees through the 1995 season, reaching the majors as First Base Coach with the Yankees in 1994-95... Made coaching or manageraial stops at each level in the Yankee system, also serving as a roving instructor in 1991.
- In his first season as a manager in 1988 was named the Gulf Coast League Manager-of-the-Year... Led Sarasota to a 45-18 record and won the Gulf Coast League Playoffs... In 1989 managed Oneonta to a 48-27 record for a second place finish in the New York Penn League... Moved to Greensboro in 1990 where he led the club to a 59-85 finish to place fifth in the league... Managed Ft. Lauderdale of the Florida State League (A) to a 59-76 record to place third in the league.
- Joined the Arizona Diamondbacks in 1996, where he spent two seasons as a roving minor league infield instructor, minor league manager and scout of major league talent in preparation for the expansion draft.... Was the third base coach and infield instructor for the Arizona Diamondbacks under manager Buck Showalter for 199-2000 seasons.
- Returned to the Yankees organization as Manager of the Tampa Yankees and led Tampa to the Florida State League (A) Championship where they were named Co-Champions with Brevard County... Tampa finished the season with a 77-62 record and a first place finish... Promoted to manage the Columbus Clippers of the International League (AAA) in 2002... Relieved of his duties on May 16.
- Joined the Blue Jays organization as Third Base Coach on June 3, 2002 and has remained with the parent club... Pointed to by Orlando Hudson as a key figure in the second baseman's development into a Rawlings Gold Glove Award winner... Promoted to Bench Coach on September 30, 2007... Returned to the role of Third Base Coach, a position he held from 2002-07 for the 2010 season and will continue with those duties in 2011.

BRIAN BUTTERFIELD — PLAYING RECORD

Year	Club & League	AVG	G	AB	R	H	2B	3B	HR	RBI	BB	SO	SB
1979	Oneonta (NYP)	.218	58	179	25	39	1	1	0	13	24	27	8
1980	Ft. Lauderdale (FSL)	.125	8	16	3	2	1	1	1	2	4	2	0
	Greensboro (SAL)	.227	72	185	29	42	5	0	0	13	30	24	7
1981	Ft. Lauderdale (FSL)	.286	94	259	31	74	7	2	0	27	28	28	3
1982	Ft. Lauderdale (FSL)	.259	70	247	42	64	10	1	1	29	48	32	7
	Nashville (Sou)	.133	11	30	3	4	0	0	0	3	2	4	0
	Columbus (Int)	.417	13	36	4	15	1	0	0	2	3	1	0
1983	Miami (FSL)	.238	71	240	34	57	9	1	0	24	45	30	5
Minor Totals		.249	397	1192	171	297	34	6	2	113	184	148	30

MANAGERIAL/COACHING CAREER

1984	Minor League roving infield instructor, New York Yankees
1985	Coach, Fort Lauderdale, Florida State League (Yankees)
1986	Coach, Columbus, International League (Yankees)
1987	Coach, Oneonta, New York Penn League (Yankees)
1988	Manager, Sarasota, Gulf Coast League (Yankees)
1989	Manager, Oneonta, New York Penn League (Yankees)
1990	Manager, Greensboro, South Atlantic League (Yankees)
1991	Minor League roving infield instructor, New York Yankees
1992	Manager, Fort Lauderdale, Florida State League (Yankees)
1993	Coach, Albany, Eastern League (Yankees)
1994-95	First Base Coach, New York Yankees
1996-97	Minor League manager and roving infield instructor, Arizona Diamondbacks
1998-00	Third Base Coach, Arizona Diamondbacks
2001	Manager, Tampa Bay, Florida State League (Yankees)
2002	Manager, Columbus, International League (Yankees)
2002-07	Third Base Coach, Toronto Blue Jays
2008-09	Bench Coach, Toronto Blue Jays
2010-	Third Base Coach, Toronto Blue Jays

MANAGERIAL RECORD

Year	Club & League	W-L	PCT	Finish
1988	Sarasota (GCL)	45-18	.714	1st in div. Won championship
1989	Oneonta (NYP)	48-27	.640	2nd
1990	Greensboro (SAL)	59-85	.410	5th
1992	Ft. Lauderdale (FSL)	59-76	.437	3rd
2001	Tampa Bay (FSL)	77-62	.554	1st in div. Co-league champions
2002	Columbus (Int)	13-22	.371	N/A
TOTAL		301-290	.509	

POSTSEASON PLAY

Year	Club & League	W-L	PCT	Finish
1988	Sarasota (GCL)	1-0	1.000	Beat Baseball City 1-0 in one game playoff

NAME THE TEAM CONTEST

The Blue Jays were named in a contest conducted in June and July of 1976. Over 30,000 individual entries were received, suggesting over 4,000 names for the new American League club. From the list of names submitted, specially-appointed panels of judges selected ten names to submit to the Board of Directors. The Directors chose the name "Blue Jays" from that list and announced their decision on August 12th, at which time the team officially became the Toronto Blue Jays Baseball Club.

A total of 154 people submitted the name "Blue Jays" and a drawing was held to select a grand prize winner from those who submitted the name. Dr. William Mills of Etobicoke, Ontario, won a pair of season tickets for 1977 and an all-expenses paid trip for himself and his family to watch the Blue Jays at spring training in Dunedin, Florida. Nine runners-up also won season tickets.

HENTGEN, Pat

BULLPEN COACH

41

Birthdate . . . . . November 13, 1968
Opening Day Age 42
Birthplace. . . . . Detroit, MI
Residence . . . . . Shelby Township, MI
Bats/Throws . . . . . R/R
Height/Weight 6-2/200

APPOINTED: Named as the Bullpen Coach of the Toronto Blue Jays on November 8, 2010.

PERSONAL: Patrick George Hentgen... Married with three children... Graduated in 1986 from Fraser High School where he played varsity baseball for three years and varsity football for two years... Drafted in the 5th round of the 1986 June draft by the Toronto Blue Jays.

PROFESSIONAL CAREER:

- In 14 seasons, appeared in 344 games posting a 131-112 record and an ERA of 4.32... Spent 10 seasons in Blue Jays uniform... Made 183 consecutive starts from April 17, 1993-August 24, 1998... Holds the Blue Jays record for wins on the road with Roy Halladay at 12... Appeared in the post season on two occasions (1993-Toronto/2000 St. Louis)... Started one World Series game in 1993 at PHI, picking up the win with six innings of one run ball... Was selected as an All-Star on three occasions (1993, 1994 & 1997)... Tossed 40 consecutive scoreless innings from April 29-May 25, 1997.
- In 1996 won the AL Cy Young Award, posting a 20-10 with a 3.22 ERA and 177 strikeouts, becoming the first Blue Jay to win the award... Is one of only five Blue Jays to win 20+ games in a season, along with Jack Morris, Roger Clemens, David Wells and Roy Halladay.
- Spent one season in St. Louis and three in Baltimore before returning to the Blue Jays for his final season in 2004... Ranks 4th in winning pct. (.557), complete games (31), 5th on the all-time Blue Jays win list (107) and innings pitched (1636).

COACHING CAREER:

- Begins his coaching career as a Bullpen Coach with the Blue Jays in 2011.

PAT HENTGEN — PLAYING RECORD

Year	Club & League	W-L	ERA	G	GS	CG	ShO	SV	IP	H	R	ER	BB	SO
1986	St. Catherines (NYP)	0-4	4.50	13	11	0	0	1	40.0	38	27	20	30	30
1987	Myrtle Beach (SAL)	11-5	2.35	32	31	2	2	0	188.0	145	62	49	60	131
1988	Dunedin (FSL)	3-12	3.45	31	30	0	0	0	151.1	139	80	58	65	125
1989	Dunedin (FSL)	9-8	2.68	29	28	0	0	0	151.1	123	53	45	71	148
1990	Knoxville (Sou)	9-5	3.05	28	26	0	0	0	153.1	121	57	52	68	142
1991	Syracuse (Int)	8-9	4.47	31	28	1	0	0	171.0	146	91	85	90	155
	TORONTO (AL)	0-0	2.45	3	1	0	0	0	7.1	5	2	2	3	3
1992	Syracuse (Int)	1-2	2.66	4	4	0	0	0	20.1	15	6	6	8	17
	TORONTO (AL)	5-2	5.36	28	2	0	0	0	50.1	49	30	30	32	39
1993	TORONTO (AL)	19-9	3.87	34	32	3	0	0	216.1	215	103	93	74	122
1994	TORONTO (AL)	13-8	3.40	24	24	6	3	0	174.2	158	74	66	59	147
1995	TORONTO (AL)	10-14	5.11	30	30	2	0	0	200.2	236	129	114	90	135
1996	TORONTO (AL)	20-10	3.22	35	35	10	3	0	265.2	238	105	95	94	177
1997	TORONTO (AL)	15-10	3.68	35	35	9	3	0	264.0	253	116	108	71	160
1998	TORONTO (AL)	12-11	5.17	29	29	0	0	0	177.2	208	109	102	69	94
1999	TORONTO (AL)	11-12	4.79	34	34	1	0	0	199.0	225	115	106	65	118
2000	ST. LOUIS (NL)	15-12	4.72	33	33	1	1	0	194.1	202	107	102	89	118
2001	BALTIMORE (AL)	2-3	3.47	9	9	1	0	0	62.1	51	25	24	19	33
2002	Orioles (Gulf)	0-0	0.00	1	1	0	0	0	3.0	2	0	0	0	3
	Aberdeen (NYP)	1-1	3.09	2	2	0	0	0	11.2	16	8	4	0	10
	Delmarva (SAL)	0-1	1.80	1	1	0	0	0	5.0	4	1	1	1	4
	Frederick (Caro)	1-0	2.57	1	1	1	0	0	7.0	5	2	2	2	5
	Bowie (East)	0-0	1.50	1	1	0	0	0	6.0	5	2	1	2	3
	BALTIMORE (AL)	0-4	7.77	4	4	0	0	0	22.0	31	20	19	10	11
2003	BALTIMORE (AL)	7-8	4.09	28	22	1	0	1	160.2	150	74	73	58	100
2004	TORONTO (AL)	2-9	6.95	18	16	0	0	0	80.1	90	67	62	42	33
Minor Totals		43-47	3.20	174	164	4	2	1	908.0	759	389	323	397	773
TORONTO TOTALS		107-85	4.28	270	238	31	9	0	1636.0	1677	850	778	599	1028
MAJOR TOTALS		131-112	4.32	344	306	34	10	1	2075.1	2111	1076	996	775	1290

MANAGERIAL/COACHING CAREER

2011- Bullpen Coach, Toronto Blue Jays

LOVULLO, Torey

FIRST BASE COACH

Birthdate . . . . . **July 25, 1965**
Opening Day Age **45**
Birthplace. . . . . **Santa Monica, CA**
Residence . . . . . **Westlake Village, CA**
Bats/Throws . . . . . **B/R**
Height/Weight **6-1/185**

APPOINTED: Named as First Base Coach for the Toronto Blue Jays on November 8, 2010.

PERSONAL: Salvatore Anthony "Torey" Luvullo... Married with three children... Drafted in the 5th round of the 1987 June draft by the Detroit Tigers after graduating from UCLA... Was named to the Sporting News All-America Team as a second basemen in 1987... Father was a producer on the show Hee-Haw.

PRO CAREER:

- Played 23 seasons of professional baseball, including parts of eight seasons in the Major Leagues... Batted .224 with 15 home runs and 60 RBI in 303 games for Detroit, New York Yankees, California, Seattle, Oakland, Cleveland and Philadelphia... Concluded his career with a season in Japan for the Yakult Swallows in 2000.

COACHING CAREER:

- Has managed in each of his nine seasons as a non-player since 2002 in the Indians organization... Guided Columbus (A) to the South Atlantic League final in his managerial debut and appeared in the playoffs in each of his first four seasons, twice with Kinston (A) of the Carolina League and once with Akron (AA) of the Eastern League.
- Was named Carolina League Manager of the Year in 2004 after winning the Carolina League Championship... Followed that up with an Eastern League Championship in 2005 at Akron.
- Managed the Indians Triple-A affiliate four four seasons, three in Buffalo (2006-08) and one in Columbus (2009), prior to moving into the Red Sox organization as manager of Pawtucket of the International League.
- Makes his debut as a coach at the Major League level in 2011 with the Toronto Blue Jays as First Base Coach.

TOREY LOVULLO - PLAYING RECORD

Year	Club & League	AVG	G	AB	R	H	2B	3B	HR	RBI	BB	SO	SB
1987	Fayatteville (SAL)	.257	55	191	34	49	13	0	8	32	37	30	5
	Lakeland (FSL)	.267	18	60	11	16	3	0	1	16	10	8	0
1988	Glens Falls (East)	.274	78	270	37	74	17	1	9	50	36	44	2
	Toledo (Int)	.232	57	177	18	41	8	1	5	20	9	24	2
	DETROIT (AL)	.381	12	21	2	8	1	1	1	2	1	2	0
1989	Toledo (Int)	.230	112	409	48	94	23	2	10	52	44	57	2
	DETROIT (AL)	.115	29	87	8	10	2	0	1	4	14	20	0
1990	Toledo (Int)	.270	141	486	71	131	38	1	14	58	61	74	4
1991	Columbus (Int)	.272	106	395	74	107	24	5	10	75	59	54	4
	NEW YORK (AL)	.176	22	51	0	9	2	0	0	2	5	7	0
1992	Columbus (Int)	.295	131	468	69	138	33	5	19	89	64	65	9
1993	CALIFORNIA (AL)	.251	116	367	42	92	20	0	6	30	36	49	7
1994	Calgary (PCL)	.294	54	211	43	62	18	1	11	47	34	28	2
	SEATTLE (AL)	.222	36	72	9	16	5	0	2	7	9	13	1
1995	Buffalo (Int)	.255	132	474	84	121	20	5	16	61	70	62	3
1996	Edmonton (PCL)	.280	26	93	18	26	4	0	4	19	18	12	0
	OAKLAND (AL)	.220	65	82	15	18	4	0	3	9	11	17	1
1997	Buffalo (Int)	.227	97	321	40	73	18	0	12	40	51	64	0
	Ottawa (Int)	.141	28	64	6	9	3	0	0	6	6	13	0
1998	Buffalo (Int)	.326	92	328	66	107	17	4	17	65	54	32	3
	CLEVELAND (AL)	.211	6	19	1	4	1	0	0	1	1	2	0
1999	Scranton/Wilkes-Bar (Int)	.279	139	519	90	145	36	3	21	106	78	89	3
	PHILADELPHIA (NL)	.211	17	38	3	8	0	0	2	5	3	11	0
Minor Totals		.267	1266	4466	709	1193	275	28	157	736	631	656	41
MAJOR TOTALS		.224	303	737	80	165	35	1	15	60	80	121	9

MANAGERIAL/COACHING CAREER

2002	Manager, Columbus, South Atlantic League, (Indians)
2003-04	Manager, Kinston, Carolina League (Indians)
2005	Manager, Akron, Eastern League, (Indians)
2006-08	Manager, Buffalo, INternational League (Indians)
2009	Manager, Columbus, International League (Indians)
2010	Manager, Pawtucket, International League (Red Sox)
2011-	First Base Coach, Toronto Blue Jays

RECORD AS MANAGER

Year	Club & League	W-L	PCT	Finish
2002	Columbus (SAL)	79-60	.568	1st (Lost in finals)
2003	Kinston (Car)	73-66	.525	1st (Lost in semis)
2004	Kinston (Car)	88-50	.638	1st (Won Championship)
2005	Akron (Eas)	84-58	.592	1st (Won Championship)
2006	Buffalo (IL)	73-68	.518	4th
2007	Buffalo (IL)	75-67	.528	3rd
2008	Buffalo (IL)	66-77	.462	5th
2009	Columbus (IL)	57-85	.401	4th
2010	Pawtucket (IL)	66-78	.458	4th
CAREER TOTALS		661-609	.520	

LONGEST RAIN DELAYS

AT EXHIBITION STADIUM

- 3:34 delay to start game vs. CLE, Aug. 2, 1987 (W 11-5)… Game started at 5:09 pm and ended at 7:55 pm (time of game-2:46)
- 3:18 delay to start game vs. BOS, Sept. 26, 1985 (L 4-1)… Game started at 1:53 pm and ended at 1:02 am (time of game-2:09)
- 3:16 delay in bottom of 5th inning vs. BOS, June 22, 1985 (L 5-3)… Game started at 1:39 p m and ended at 7:47 pm (time of game-2:25)
- 3:01 delay vs. BOS, June 17, 1984 (W 5-3)… 1:33 delay to start game and 1:28 delay at start of bottom of the 5th inning… Game started at 3:08 pm and ended 7:47 pm (time of game-2:48)

LONGEST RAIN DELAYS ON THE ROAD

- 3:47 delay in the 5th inning at CLE, Apr. 10, 2009 (W 13-7)… Game started at 4:08 pm and ended at 11:20 pm (time of game-3:25)
- 3:05 delay to start game at CIN, June 8, 2003 (W 5-0)… Game started at 1:15 pm and ended at 3:37 pm
- 2:21 delay to start game at CLE, July 31, 1996 (L 4-2)… Game started at 7:39 and ended at 10:57

LATEST ENDING GAMES

- 1:25 am at BAL, June 19, 1998 (time of game-5:49), L 7-4 in 15 innings
- 1:06 am at BOS, May 3, 1996 (time of game-3:20), L 8-7…Suspended game after 6 innings, resumed next day.
- 1:05 am vs. NYY, Apr. 19, 2001 (at SkyDome, time of game-5:57), L 6-5 in 17 innings
- 1:02 am vs. BOS, Sept. 26, 1985 vs. BOS (time of game-2:09), L 4-1…3:18 delay to start game.
- 1:02 am at BAL, Aug. 3, 1984 (time of game-2:45), W 5-2…2:07 rain delay in top of 4th inning.

SUSPENDED GAMES

The Blue Jays have played four suspended games in their history.

1) Aug. 28, 1980 vs. MIN (L 7-5 in 15 innings)…Game was suspended after 14 innings due to 5 pm Canadian National Exhibition curfew.
2) Sept. 17, 1980 at NYY (L 8-7 in 13 innings)…Game was completed the next day after the contest had been halted the night before with the Jays batting in the 10th inning.
3) May 3, 1996 at BOS (L 8-7)…Play was stopped at 1:06 am after 6 innings due to 1:00 am curfew…The game was completed the next day.
4) July 23, 2008 at BAL (W 5-1)…Contest was suspended in the 6th inning due to rain with the Jays leading by a score of 2-1…The game was continued the next day on July 24.



MURPHY, Dwayne

HITTING COACH

21

Birthdate . . . . . March 18, 1955
Opening Day Age 56
Birthplace. . . . . Merced, CA
Residence . . . . . .Chandler, AZ
Bats/Throws . . . . . L/R
Height/Weight 6-1/220

APPOINTED: Named as First Base Coach for the Toronto Blue Jays on June 20, 2008... Appointed Hitting Coach for the 2010 season.

PERSONAL: Dwayne Keith Murphy... Married with three children... Starred in both baseball and football at Antelope Valley High School in California... Earned a scholarship for football at Arizona State University, but turned it down to begin his baseball career... Graduated from high school in 1973... Following his playing career, coached high school football for four seasons (1991, 1993-1995) before beginning his baseball coaching career.

PRO CAREER:

- Drafted in the 15th round of the 1973 Free Agent Draft by the Oakland Athletics... Made his professional debut that summer with Lewiston... As a Major Leaguer, batted .246 with 166 home runs and 609 RBI in 1360 games... Won six consecutive Rawlings Gold Glove Awards as an outfielder between 1980-85.
- Made his Major League debut with the A's in on April 8, 1978 against the Angels, and spent his first full season in the majors in 1979.
- Won the first of his **six consecutive Rawlings Gold Glove Awards** as an outfielder in 1980... Led the AL with 507 putouts, making just five errors, none over the last 79 games during that season, while setting a career high with 157 hits batting .274 on the season.
- Named as a Sporting News All-Star in 1981 after leading the AL with 15 game-winning RBI and ranking second in the league with 73 walks.
- During the 1984 season, smacked a career high 33 home runs, tying for third in the AL... Led all AL outfielders with 14 assists... Finished up his Major League career with one-year stops in Detroit (1988), and Philadelphia(1989), before concluding his playing days with a season for the Yakult Swallows in Japan .

COACHING CAREER:

- Joined the Arizona Diamondbacks as an inaugural employee of the organization... Made his coaching debut, managing Phoenix in the Arizona Rookie League... Was on the coaching staff of the High Desert Mavericks of the California League in 1997 when they captured the league championship that season.
- In the Diamondbacks' first season, was appointed as the team's First Base & Outfield Coach at the Major League level... Spent three seasons in that capacity... Named as Arizona's hitting coach in 2001, serving three seasons in that role, including Arizona's 2001 World Series Championship season.
- Joined the Blue Jays organization on January 1, 2005 being named as the coach for the Class AAA Syracuse Sky-Chiefs of the International League for the 2005 and 2006 campaigns... In his fifth season in the Blue Jays organization was named Roving Hitting Instructor.
- Began season as Roving Hitting Instructor and was appointed as First Base Coach for the Toronto Blue Jays on June 20, 2008... Named to the role of Hitting Coach for the 2010 season, seeing the club hit a record 257 home runs.

DWAYNE MURPHY - PLAYING CAREER

Year	Club & League	AVG	G	AB	R	H	2B	3B	HR	RBI	BB	SO	SB
1973	Lewiston (NOR)	.233	68	215	25	50	7	2	3	19	32	61	14
1974	Burlington (Mid)	.220	53	150	18	33	6	2	2	10	39	33	6
1975	Modesto (Cal)	.291	126	429	81	125	20	7	8	71	74	82	37
1976	Chattanooga (Sou)	.260	68	200	32	52	6	0	1	23	50	42	18
	Tucson (PCL)	.235	52	179	32	42	7	2	3	11	37	31	15
1977	Chattanooga (Sou)	.256	132	403	53	104	11	9	5	53	97	60	28
1978	Vancouver (PCL)	.264	42	148	35	39	4	1	7	17	34	27	12
	OAKLAND (AL)	.192	60	52	15	10	2	0	0	5	7	14	0
1979	OAKLAND (AL)	.255	121	388	57	99	10	4	1	40	84	80	15
1980	OAKLAND (AL)	.274	159	573	86	157	18	2	13	68	102	96	26
1981	OAKLAND (AL)	.251	107	390	58	68	10	3	154	60	73	91	10
1982	OAKLAND (AL)	.238	151	543	84	129	15	1	27	94	94	122	26

1983	OAKLAND (AL)	.227	130	471	55	107	17	2	17	75	62	105	7
1984	OAKLAND (AL)	.256	153	559	93	143	18	2	33	88	74	111	4
1985	OAKLAND (AL)	.233	152	523	77	122	21	3	20	59	84	123	4
1986	Modesto (CAL)	.200	2	5	1	1	1	0	0	0	2	3	0
	Madison (Mid)	.000	1	0	0	0	0	0	0	0	1	0	0
	OAKLAND (AL)	.252	98	329	50	83	11	3	9	39	56	80	3
1987	Tacoma (PCL)	.267	5	15	1	4	3	0	0	2	4	3	0
	OAKLAND (AL)	.233	82	219	39	51	7	0	8	35	58	61	4
1988	Toledo (Int)	.220	51	173	20	38	9	0	5	15	22	30	2
	DETROIT (AL)	.250	49	144	14	36	5	0	4	19	24	26	1
1989	PHILADELPHIA (NL)	.218	98	156	20	34	5	0	9	27	29	44	0
Minor Totals		.253	613	1954	274	495	75	23	35	204	392	372	144
MAJOR TOTALS		.246	1360	4347	648	1069	139	20	166	609	747	953	100

MANAGERIAL/COACHING CAREER

1996	Manager, Phoenix, Arizona (Diamondbacks)
1997	Coach, High Desert, California (Diamondbacks)
1998-00	First Base & Outfield Coach, Arizona Diamondbacks
2001-03	Hitting Coach, Arizona Diamondbacks
2005-06	Coach, Syracuse, International (Blue Jays)
2007-08	Roving Hitting Instructor (Blue Jays)
2008-09	First Base Coach, Toronto Blue Jays
2010-	Hitting Coach, Toronto Blue Jays

RECORD AS MANAGER

Year	Club & League	W-L	PCT	Finish
1996	Phoenix (Arizona)	20-36	.357	6th
CAREER TOTALS		20-36	.357	

BLUE JAYS LONGEST HITTING STREAKS

(15 games or more)

28 games	**Shawn Green, 1999**	17 games	Bengie Molina, 2006
26 games	John Olerud, 1993	16 games	Dave McKay, 1978
26 games	Shannon Stewart, 1999	16 games	Jesse Barfield, 1985
22 games	George Bell, 1989	16 games	Damaso Garcia, 1985
22 games	Carlos Delgado, 2000	16 games	Tony Fernandez, 1989
21 games	Damaso Garcia, 1983	16 games	Roberto Alomar, 1992
21 games	Lloyd Moseby, 1983	16 games	Joe Carter, 1992
21 games	Dave Martinez, 2000	16 games	Ed Sprague, 1995
20 games	Damaso Garcia, 1982	16 games	Carlos Delgado, 1997
20 games	Vernon Wells, 2003	16 games	Shannon Stewart, 1999
20 games	Mike Bordick, 2003	16 games	Shannon Stewart, 2001
20 games	Reed Johnson, 2003	16 games	Eric Hinske, 2004
19 games	Alfredo Griffin, 1980	15 games	Roy Howell, 1977
19 games	Roberto Alomar, 1995	15 games	George Bell, 1986
19 games	Carlos Delgado, 1998	15 games	Kelly Gruber, 1989
19 games	Jose Cruz Jr., 2001	15 games	Tony Fernandez, 1990
18 games	Damaso Garcia, 1986	15 games	Kelly Gruber, 1990
18 games	Tony Fernandez, 1987	15 games	Roberto Alomar, 1991
18 games	Jose Cruz Jr., 1998	15 games	Joe Carter, 1994
17 games	John Mayberry, 1980	15 games	Alex Gonzalez, 2000
17 games	Damaso Garcia, 1982	15 games	Lyle Overbay, 2006
17 games	George Bell, 1987	15 games	Frank Thomas, 2007
17 games	Dave Winfield, 1992	15 games	Aaron Hill, 2007
17 games	Tony Batista, 1999	15 games	Lyle Overbay, 2009
17 games	Vernon Wells, 2004		

RIVERA, Luis

COACHING ASSISTANT

63

Birthdate . . . . . January 3, 1964
Opening Day Age 47
Birthplace. . . . . Cidra, Puerto Rico
Residence . . . . . Caguas, Puerto Rico
Bats/Throws . . . . . R/R
Height/Weight 5-9/180

APPOINTED: Named Coaching Assistant of the Toronto Blue Jays on November 10, 2010

PERSONAL: Luis Antonio Rivera... Graduated from Luis Munoz Iglesias in Puerto Rico inn 1981... Played Little League in Guaynabo, Puert Rico... Signed by Expos on Sept. 22, 1981.

PROFESSIONAL CAREER:

- Played parts of 11 seasons and 781 games in the Major Leagues from 1986-98 with Montreal, Boston, New York-NL, Houston & Kansas City... Recorded his finest big league season in 1992 with the Red Sox when he hit .258 (107-414) with 22-2B, 3-3B, 8HR & 40RBI in 129 games... He compiled a Major League career average of .233 (516-2215), with 28HR & 209RBI in 781 games... Played professionally for 18 seasons from 1981-98.

COACHING & MANAGING CAREER:

- Spent six seasons from 2000-05 coaching and managing in the Cleveland Indians Player Development system... Managed the Kinston (A) Indians to a record of 76-64 (.543) in 2005, guiding the club to the finals of the Carolina League Championship Series... Managed Lake County (A) Captains in 2003-04, winning South Atlantic League Manager of the Year honors in 2003 after the Captains compiled a minor league-best record of 97-43 (.693)... In his three seasons as Manager at Kinston and Lake County his teams posted a record of 246-173 (.587) leading his teams to the playoffs in two of the three years... Was also a coach at Kinston for three seasons from 2000-02.
- Joined the Blue Jays organization after four seasons as Indians Infield and First Base Coach after being named to the post on November 3, 2005.
- Managed in his first season with the New Hampshire Fisher Cats (AA) leading them to their first post-season birth since 2004 finishing 2nd in the Eastern Division…Lost in the first round of the playoffs to Trenton 3-0.

LUIS RIVERA - PLAYING RECORD

Year	Club & League	AVG	G	AB	R	H	2B	3B	HR	RBI	BB	SO	SB
1982	San Jose (Cal)	.258	130	476	53	123	20	3	3	49	27	94	12
1983	West Palm Beach (FSL)	.227	129	419	63	95	18	5	5	53	58	88	6
1984	West Palm Beach (FSL)	.228	124	439	54	100	23	0	6	43	50	79	14
1985	Jacksonville (Sou)	.240	138	538	74	129	20	3	16	72	44	69	18
1986	Jacksonville (Sou)	.246	108	407	60	100	17	5	7	43	29	68	18
	MONTREAL (NL)	.205	55	166	20	34	11	1	0	13	17	33	1
1987	Indianapolis (AmAs)	.312	108	433	73	135	26	3	8	53	32	73	24
	MONTREAL (NL)	.156	18	32	0	5	2	0	0	1	1	8	0
1988	MONTREAL (NL)	.224	123	371	35	83	17	3	4	30	24	69	3
1989	Pawtucket (Int)	.251	43	175	22	44	9	0	1	13	11	23	5
1990	BOSTON (AL)	.225	118	346	38	78	20	0	7	45	25	58	4
1991	BOSTON (AL)	.258	129	414	64	107	22	3	8	40	35	86	4
1992	BOSTON (AL)	.215	102	288	17	62	11	1	0	29	26	56	4
1993	BOSTON (AL)	.208	62	130	13	27	8	1	1	7	11	36	1
1994	NEW YORK (NL)	.279	32	43	11	12	2	1	3	5	4	14	0
1995	Oklahoma City (AmAs)	.138	19	58	3	8	4	0	1	3	1	6	0
1996	Norfolk (Int)	.225	114	356	34	80	23	3	6	39	41	58	1
1997	New Orleans (AmAs)	.238	124	382	46	91	23	4	3	45	34	51	5
	HOUSTON (NL)	.231	7	13	2	3	0	1	0	3	1	6	0
1998	New Orleans (PCL)	.232	33	82	17	19	2	1	1	7	9	8	2
	KANSAS CITY (AL)	.247	42	89	14	22	4	0	0	7	7	17	1
Minor Totals		.245	1070	3765	499	924	185	26	57	420	336	617	105
MAJOR TOTALS		.233	781	2215	249	516	114	12	28	209	171	443	20

COACHING & MANAGERIAL CAREER

2000-02	Coach, Kinston, Carolina League (Indians)
2003-04	Manager, Lake County, South Atlantic League (Indians)
2005	Manager, Kinston, Carolina League (Indians)
2006-09	Infield and First Base Coach (Indians)
2010	Manager, New Hampshire, Eastern League (Blue Jays)
2011-	Coaching Assistant, Toronto Blue Jays

RECORD AS MANAGER

Year	Club & League	W-L	PCT.	Position
2003	Lake County (SAL)	97-43	.693	1st (Lost in finals)
2004	Lake County (SAL)	73-66	.525	3rd
2005	Kinston (Car)	76-64	.543	2nd (Lost in finals)
2010	New Hampshire (East)	79-62	.560	1st (Lost in semis)
CAREER TOTALS		**325-235**	**.580**	



WAKAMATSU, Don

BENCH COACH

22

Birthdate . . . . . February 22, 1963
Opening Day Age 48
Birthplace. . . . . Hood River, OR
Residence . . . . . North Richmond Hill, TX
Bats/Throws . . . . . R/R
Height/Weight 6-2/200

APPOINTED: Named as Bench Coach for the Toronto Blue Jays on November 8, 2010.

PERSONAL: Donald Wakamatsu… Married with three children… Bacame the first Asian American to be named manager of a Major League club with Seattle in 2009… Graduated from Hayward High School (CA) in 1981… Was a three-sport prep star, lettering in baseball, basketball and football… Earned four varsity letters under College Baseball Hall of Fame coach Jim Brock at Arizona State University (1982-85)… Was the Sun Devils starting catcher from 1983-85, batting .314 (223-711) with 22 doubles, three triples, 18 home runs and 133 RBI in 196 career games with ASU… Played in the 1983 and 1984 College World Series… Three-time All-Pac-10 selection (1983-85)… Team captain in 1985.

PLAYING CAREER:

- Selected by the Cincinnati Reds in the 11th round of the 1985 June draft… Played 12 seasons as a catcher with seven organizations during his professional playing career from 1985-96.
- Appeared in 18 Major League games with the Chicago White Sox in 1991… Batted .226 (7-31) with one double… All nine starts behind the plate came with knuckleballer Charlie Hough on the mound... Recorded first Major League hit May 22 at California… Made his professional debut with Billings in the Pioneer League in 1985… Went to Major League spring training with the Rangers in 1994.
- Combined to bat .330 in 113 games with Albuquerque (AAA) in 1992-93… Missed parts of the 1993 and 1994 seasons with a torn ligament in his right elbow… Topped Southern League catchers in fielding percentage at Birmingham in 1989 (.990) and with Billings of the Pioneer League in 1985 (.998).

COACHING CAREER:

- Owns a career 215-248 (.464) record in four seasons as a minor league manager in the Arizona and Los Angeles Angels organizations… Made his managerial debut in 1997 with the Diamondbacks entry in the Arizona Rookie League… Managed in the Diamondbacks organization at High Desert (A) in the California League in 1998 and at El Paso (AA) in 1999… Led High Desert to second-half Southern Division title and named the California League Manager of the Year in 1998… Managed future Major Leaguers Rob Barajas, Junior Spivey, Erubiel Durazo, Brad Penny and John Patterson at El Paso in 1999… Moved over to the Angels organization in 2000 and managed at Erie (AA) in the Eastern League.
- From 2003 to 2006, he was the Texas Rangers' bench coach... During the 2006 season, he served as manager for two games while Buck Showalter was in the hospital with an irregular heartbeat brought about due to dehydration, and in 2007, took the third base coach job when Ron Washington took over as manager... He spent 2008 as the bench coach of the Oakland Athletics.
- Was 85-77 in his first season as a big league manager in 2009, a Major League best 24-game improvement over 2008... Bacame just the third Mariners manager to post a winning season in his first year, joining Lou Piniella (82-80 in 1993), and Bob Melvin (93-69 in 2003)... Under his tutelage the Mariners became just the 13th team in history to post a winning record after losing 100+ games the previous season.
- Finished with a 127-147 record as manager with the Mariners in parts of two seasons after being relieved of his duties on August 9, 2010.
- Named Bench Coach of the Toronto Blue Jays on November 8, 2010.

DON WAKAMATSU — PLAYING RECORD

Year	Club & League	AVG	G	AB	R	H	2B	3B	HR	RBI	BB	SO	SB
1985	Billings (Pio)	.250	58	196	20	49	7	0	0	24	25	36	1
1986	Tampa (FSL)	.277	112	361	41	100	18	2	1	66	53	66	6
1987	Cedar Rapids (Mid)	.216	103	365	33	79	13	1	7	41	30	71	3
1988	Chatanooga (Sou)	.238	79	235	22	56	9	1	1	26	37	41	0
1989	Birmingham (Sou)	.254	92	287	45	73	15	0	2	45	32	55	7
1990	Vancouver (PCL)	.262	62	287	20	49	10	0	0	13	13	35	2
1991	Vancouver PCL)	.198	55	172	20	34	8	0	4	19	12	39	0
	CHICAGO (AL)	.226	18	31	2	7	0	0	0	0	1	6	0
1992	Albuquerque (PCL)	.323	59	167	22	54	10	0	2	15	15	23	0
1993	Albuquerque (PCL)	.337	54	181	30	61	11	1	7	31	15	31	0
1994	Oklahoma City (PCL)	.000	1	2	0	0	0	0	0	0	0	1	0
1995	Tacoma (PCL)	.156	9	32	3	5	1	0	0	6	2	8	0
	Port City (Sou)	.314	24	70	10	22	4	0	2	9	4	11	1
1996	Tacoma (PCL)	.000	1	3	0	0	0	0	0	0	0	0	0
	Port City (Sou)	.314	24	70	10	22	4	0	2	9	4	11	1
Minor Totals		.258	761	2401	282	620	116	5	30	318	255	437	20

MANAGERIAL/COACHING CAREER

1995	Player/Coach, Canton-Akron, Eastern League (Indians)
1996	Player/Coach, Port City, Southern League (Mariners)
1997	Manager, Peoria, Arizona League (Diamondbacks)
1998	Manager, High Desert, California League (Diamondbacks)
1999	Manager, El Paso, Texas League (Diamondbacks)
2000	Manager, Erie, Eastern League (Angels)
2001-02	Field Co-ordinator, Anaheim Angels
2003-06	Bench Coach, Texas Rangers
2007	Third Base Coach, Texas Rangers
2008	Bench Coach, Oakland Athletics
2009-10	Manager, Seattle Mariners
2011	Bench Coach, Toronto Blue Jays

MANAGERIAL RECORD

Year	Club & League	W-L	PCT	Finish
1997	Peoria (Ari)	22-20	.524	4th
1998	High Desert (Cal)	82-58	.586	3rd/1st (Lost in Div finals)
1999	El Paso (Tex)	64-76	.457	3rd/4th
2000	Erie (East)	47-94	.333	6th
2009	SEATTLE (AL)	85-77	.525	3rd
2010	SEATTLE (AL)	42-70	.375	4th
Minor Totals		**215-248**	**.464**	
MAJOR TOTALS		**127-147**	**.464**	

BLUE JAYS HOME POSTPONEMENTS

1. April 22, 1977, vs. Boston (Friday—Day)
2. April 23, 1977, vs. Boston (Saturday—Day)
3. September 24, 1977, vs. New York (Saturday—Day)
4. September 30, 1977, vs. Cleveland (Friday—Night)
5. October 1, 1977, vs. Cleveland (Saturday—Day)
6. April 20, 1978, vs. New York (Thursday—Day)
7. May 8, 1978, vs. Oakland (Monday—Night)
8. May 14, 1978, vs. Seattle (Sunday—Day)
9. June 12, 1978, vs. Minnesota (Monday—Night)
10. May 25, 1979, vs. Boston (Friday—Night)
11. April 14, 1980, vs. Milwaukee (Monday—Opening Day)
12. April 28, 1980, vs. Kansas City (Monday—Night)
13. May 13, 1980, vs. Seattle (Tuesday—Night)
14. June 19, 1980, vs. Chicago (Thursday—Night)
15. May 5, 1981, vs. Cleveland (Tuesday—Night)—Fog
16. August 30, 1981, vs. Kansas City (Sunday—Day)
17. September 21, 1981, vs. Oakland (Monday—Night)
18. June 5, 1982, vs. Cleveland (Satuday—Day)
19. June 25, 1982, vs. Minnesota (Friday—Night)
20. September 14, 1982, vs. Oakland (Tuesday—Night)
21. April 30, 1983, vs. Chicago (Saturday—Day)
22. May 29, 1983, vs. Boston (Sunday—2nd g—DH)
23. July 4, 1983, vs. Seattle (Monday—Night)
24. April 30, 1984, vs. Texas (Monday—Night) (Winds)
25. April 16, 1986, vs. Baltimore (Wednesday—Day)
26. September 10, 1986, vs. New York (Wednesday—Night)
27. October 4, 1986, vs. Milwaukee (Saturday—Day)
28. April 15, 1988, vs. Minnesota (Friday—Night) (Cold)
29. May 17, 1989, vs. California (Sunday—Day)
30. April 12, 2001, vs. Kansas City (Thursday—Night) — unsafe roof



WALTON, Bruce

PITCHING COACH

53

Birthdate . . . . . .December 25, 1962
Opening Day Age 48
Birthplace. . . . . .Bakersfield, CA
Residence . . . . . .Calgary, AB
Bats/Throws . . . . . R/R
Height/Weight 6-2/195

APPOINTED: Named as the Bullpen Coach of the Toronto Blue Jays on June 7, 2002... Appointed Pitching Coach beginning in the 2010 season.

PERSONAL: Bruce Kenneth Walton... Married with three children... Graduated in 1981 from North Bakersfield High School where he lettered in baseball and basketball... Named as a College Freshman All-American while attending the University of Hawaii... Was a draft pick of the Oakland Athletics in the 1985 June draft.

PROFESSIONAL CAREER:

- Pitched in parts of four seasons in the Major Leagues (Oakland, Montreal and Colorado), winning his only two decisions in relief... Pitched in a total of 11 professional seasons, compiling a 63-51 minor league record with a 3.51 ERA
- Tied for California League lead in starts (27), placed second in innings pitched (176) and led the Modesto staff in wins (13) and strikeouts (107) in 1986,.. Tied for second in the Pacific Coast League in saves (20) and placed third in games finished (38).
- Made **Major League debut** against the Yankees on May 11, 1991... Recorded his first Major league win on June 6, 1991 at Milwaukee.
- Led International League relievers in baserunners/9 IP ratio (8.44), finished third in opponents' batting average (.205) and third in BB/9 IP ratio (1.27) during the 1993 season... Ranked fourth in the league in saves (13), relief points (48) and tied for games finished (38).
- Concluded career in the Northern League where he led in saves (28) and games finished (38) and placed second in appearances (41)... Notched saves in 11 consecutive appearances July 8-August 4... Appeared in three playoff games and hurled two scoreless innings for the Northern League champs.

COACHING CAREER:

- Began his coaching career in the Blue Jays organization in 1996, working as the Pitching Coach for Medicine Hat of the Pioneer League... Assumed duties as the pitching coach for Hagerstown of the South Atlantic League the following year.
- Served as a pitching instructor for the teams in the Blue Jays minor league system from 1998 into 2002... Was then named as the Bullpen Coach for the Toronto Blue Jays on June 7, 2002
- Now in his 15th season with the Blue Jays, he returns for a second season as Pitching Coach.

BRUCE WALTON — PLAYING RECORD

Year	Club & League	W-L	ERA	G	GS	CG	ShO	SV	IP	H	R	ER	BB	SO
1985	Pocatello (Pio)	3-7	4.11	18	9	2	0	3	77.0	89	46	35	27	69
1986	Modesto (Cal)	13-7	4.09	27	27	4	0	0	176.0	204	96	80	41	107
	Madison (Mid)	0-0	5.40	1	1	0	0	0	5.0	5	3	3	1	1
1987	Modesto (Cal)	8-6	2.88	16	16	3	1	0	106.0	97	44	34	27	84
	Huntsville (Sou)	2-2	3.10	18	2	0	0	2	58.0	61	24	20	13	40
1988	Huntsville (Sou)	4-5	4.56	42	3	0	0	3	116.0	126	64	59	23	82
1989	Tacoma (PCL)	8-6	3.76	32	14	1	1	0	108.0	118	59	45	27	76
1990	Tacoma (PCL)	5-5	3.11	46	5	0	0	7	98.0	103	42	34	23	67
1991	Tacoma (PCL)	1-1	1.35	38	0	0	0	20	47.0	39	11	7	5	49
	OAKLAND (AL)	1-0	6.23	12	0	0	0	0	13.0	11	9	9	6	10
1992	Tacoma (PCL)	8-2	2.77	35	7	2	1	8	81.0	76	29	25	21	60
	OAKLAND (AL)	0-0	9.90	7	0	0	0	0	10.0	17	11	11	3	7
1993	Ottawa (Int)	4-4	1.05	40	0	0	0	16	43.0	32	12	5	8	40
	Tucson (PCL)	2-0	1.80	13	0	0	0	7	15.0	12	4	3	3	14
	MONTREAL (NL)	0-0	9.53	4	0	0	0	0	5.2	10	6	6	3	0
1994	Colo.Springs (PCL)	3-4	4.84	51	0	0	0	13	58.0	74	34	31	16	39
	COLORADO (NL)	1-0	8.44	4	0	0	0	0	5.1	6	5	5	3	1
1995	St. Paul (Nor)	2-2	4.37	41	0	0	0	28	45.0	53	23	22	10	44
Minor Totals		63-51	3.51	418	96	12	3	107	1033.0	1088	491	403	245	772
MAJOR TOTALS		2-0	8.21	27	0	0	0	0	34.0	45	31	31	15	18

MANAGERIAL/COACHING CAREER

1996	Pitching Coach, Medicine Hat, Pioneer League
1997	Pitching Coach, Hagerstown, South Atlantic League
1998-01	Pitching Instructor, Minor Leagues (Blue Jays)
2002	Pitching Instructor, Minor Leagues (Blue Jays) & Bullpen Coach, Toronto Blue Jays
2003-09	Bullpen Coach, Toronto Blue Jays
2010-	Pitching Coach, Toronto Blue Jays

ANDREOPOULOS, Alex

Birthdate . . . . . August 19, 1972
Opening Day Age 38
Birthplace. . . . . Toronto, ON
Residence . . . . . Toronto, ON
Bats/Throws . . . . . L/R
Height/Weight 5-10/200

61

APPOINTED: Named as the Blue Jays bullpen catcher prior to the 2003 season.

PERSONAL: Alekos (Alex) Andreopoulos... Born and raised in Toronto, Ontario... Attended Seton Hall University in New Jersey on a baseball scholarship between 1992 and 1995, earning selections as a conference all-star in each of those four seasons... Named as the Big East Conference Rookie of the Year and included on Baseball America's Freshman All-America in 1992... Married with one child.

PROFESSIONAL CAREER:

- Selected in the 17th round of the 1995 June First Year Player Draft by the Milwaukee Brewers... Scouted and signed by Ron Rizzi... Spent six seasons in the Milwaukee system advancing as high as Class AAA... Enjoyed his best season in 1998 with El Paso, Milwaukee's Class AA affiliate in the Texas League, setting career highs with a .321 batting average, ten home runs and 93 RBI in 113 games... Also spent time in the minor league systems of Cleveland (2001), Montreal (2002) and St. Louis (2002)... A career .288 hitter, he collected 37 home runs and 268 RBI in 525 minor league games.

COACHING CAREER:

- In 2011, enters his 9th season as the Blue Jays bullpen catcher.

ALEX ANDREOPOULOS — PLAYING CAREER

Year	Club & League	AVG	G	AB	R	H	2B	3B	HR	RBI	SB	BB	SO
1995	Helena (Pio)	.556	3	9	3	5	0	0	2	7	0	4	0
	Beloit (Mid)	.301	60	163	32	49	9	0	1	20	5	35	16
1996	Stockton (Cal)	.302	87	291	52	88	17	2	5	41	10	40	33
1997	El Paso (Tex)	.154	7	26	1	4	1	0	0	3	0	1	2
	Tucson (PCL)	.400	10	15	3	6	1	0	0	1	0	0	1
1998	El Paso (Tex)	.321	113	377	72	121	35	1	10	93	2	54	31
1999	Louisville (Int)	.264	71	201	19	53	8	0	5	31	1	25	21
2000	Huntsville (Sou)	.200	5	10	1	2	1	0	0	2	0	1	2
	Aberdeen (Ind)	.271	100	350	51	95	20	1	10	52	8	50	34
2001	Buffalo (Int)	.216	37	102	14	22	5	0	3	9	1	13	16
2002	Memphis (PCL)	.282	26	78	10	22	6	0	1	8	0	9	9
	Ottawa (Int)	.300	6	20	4	6	2	0	0	1	0	2	3
Minor Totals		.288	525	1642	262	473	105	4	37	268	27	234	168

COACHING CAREER

2003- Bullpen Catcher, Toronto Blue Jays

"GET YOUR TICKETS HERE"

Phone Hours of Operation
Single Game:
Monday to Saturday: 9:30 am - 10:00 pm
Sundays & Stat. Holidays: 9:00 am - 8:00 pm
Season Tickets, Packs & Groups:
Monday to Friday: 9:00 am - 8:00 pm
Game day weekends (regular season): 9:00 am - 5:00 pm

Box Office Hours of Operation (Regular Season):
Monday to Friday: 8:00 am - 8:00 pm
Saturday & Sunday: 10:00 am - 6:00 pm
Ordering Online: Find the Perfect seat 24/7 online at www.bluejays.com



Player Biographies

Ricky Romero

ABREU, Winston

PITCHER

46

NON-ROSTER

Birthdate . . . . . April 5, 1977
Opening Day Age 33
Birthplace. .Cotui, Sanchez Ramirez, D.R.
Residence . . . . . Greenville, SC
Bats/Throws . . . . . R/R
Height/Weight 6-2/170
Contract Status . . . . . signed thru 2011
M.L. Service 0.166

PERSONAL: Winston Leonardo Abreu... His debut came 13 years after signing his first professional contract with Atlanta in 1993... Winston played baseball and boxed at Cotui High School in the Dominican Republic... Winston's nephew, Wilmer Almonte, is a right-handed pitcher in the Rays organization.

LAST SEASON: Spent the entire season in Durham (AAA) in the Rays organization... Posted 23 saves as the Bulls closer, while allowing only 35 hits in 55.1 IP, and adding 82 strikeouts... **NICE RUN:** Did not allow an earned run in his first seven outings... Recorded 22.0 scoreless innings over 20 appearances from May 22-July 22... Posted a 1.59 ERA with 11 saves before the All-Star Break and a 3.38 ERA with 12 saves post break... **TOUGH ON RIGHTIES:** Held right-handed batters to a .137 average (16-117), with a .192 OBP... Lefties batted .235.

WINSTON ABREU

Numbers in bold – career high

Year	Club & League	W-L	ERA	G	GS	CG	ShO	SV	IP	H	R	ER	HR	HB	BB-IBB	SO	WP	BK	OBA
1994	Braves (GCL)	0-8	4.08	13	11	0	0	0	57.1	57	35	26	2	4	24-0	53	3	4	.254
1995	Danville (Appy)	6-3	2.31	13	13	1	0	0	74.0	54	29	19	5	1	13-0	90	2	0	.209
1996	Macon (SAL)	4-3	3.00	12	12	0	0	0	60.0	51	29	20	4	1	25-1	60	3	1	.232
1997							Injured - Did Not Play												
1998	Eugene (NOR)	0-4	6.35	17	10	0	0	0	45.1	39	36	32	6	5	31-0	52	6	0	.232
1999	Macon (SAL)	7-2	1.69	14	14	0	0	0	69.1	41	17	13	3	4	26-0	95	7	1	.172
	Myrtle Beach (Caro)	3-2	3.28	13	12	0	0	0	68.2	53	26	25	7	0	41-0	76	3	1	.218
2000	Greenville (Sou)	0-1	2.25	1	1	0	0	0	4.0	4	1	1	0	0	3-0	5	0	0	.286
	Braves (GCL)	0-0	3.00	2	2	0	0	0	3.0	2	1	1	1	1	2-0	2	0	0	.182
	Macon (SAL)	2-1	1.88	11	1	0	0	3	28.2	11	6	6	2	0	6-0	48	1	0	.113
	Gwinnett (Int)	0-1	7.00	3	0	0	0	0	9.0	7	8	7	2	1	10-0	5	0	0	.241
2001	Greenville (Sou)	3-5	4.64	34	7	0	0	0	73.2	56	40	38	9	5	45-2	93	2	1	.214
2002	West Tenn Diamond (Sou)	1-0	7.20	11	0	0	0	0	15.0	9	12	12	2	0	20-0	20	2	1	.170
	Wichita (TEX)	3-0	3.32	23	1	0	0	2	40.2	29	16	15	1	0	21-3	52	3	0	.199
2003							Injured - Did Not Play												
2004	Las Vegas (PCL)	1-2	7.83	14	1	0	0	0	23.0	20	20	20	5	2	20-0	23	0	1	.227
	Jacksonville (Sou)	1-1	5.59	3	2	0	0	0	9.2	10	7	6	4	1	7-0	12	0	0	.270
	Tucson (PCL)	1-0	5.68	28	0	0	0	3	44.1	44	28	28	10	2	25-1	41	6	0	.249
2005	Tucson (PCL)	2-3	6.48	27	0	0	0	2	33.1	37	24	24	6	0	15-0	42	2	0	.274
2006	Ottawa (Int)	9-4	2.48	46	0	0	0	1	65.1	54	22	18	4	3	20-6	78	8	0	.220
	BALTIMORE (AL)	0-0	10.13	7	0	0	0	0	8.0	10	10	9	1	1	6-1	6	0	0	.294
2007	Columbus (Int)	3-0	1.20	37	0	0	0	5	52.1	24	7	7	2	1	20-5	82	3	2	.133
	WASHINGTON (NL)	0-**1**	5.93	**26**	0	0	0	0	**30.1**	37	21	20	7	0	**9**-1	**26**	2	1	.303
2008	Chiba Lotte (PCL)	1-2	3.32	20	0	0	0	0	21.2	23	9	8	2	0	8-0	24	0	0	.000
2009	Durham (Int)	3-1	1.94	37	0	0	0	15	51.0	23	11	11	4	0	16-0	77	2	0	.133
	TAMPA BAY (AL)	0-0	2.45	2	0	0	0	0	3.2	3	1	1	0	0	2-0	3	0	0	.231
	CLEVELAND (AL)	0-0	23.14	3	0	0	0	0	2.1	7	7	6	2	1	2-0	3	0	0	.500
2010	Durham (Int)	0-4	2.28	51	0	0	0	23	55.1	35	15	14	1	1	21-2	82	4	0	.177
Minor Totals		49-45	3.50	410	87	1	0	54	883.0	660	390	343	80	32	411-20	1088	57	12	.206
AL TOTALS		0-0	10.29	12	0	0	0	0	14.0	20	18	16	3	2	10-1	12	0	0	.328
MAJOR TOTALS		0-1	7.31	38	0	0	0	0	44.1	57	39	36	10	2	19-2	38	2	1	.311

ABREU — TRANSACTIONS

- Signed by the Atlanta Braves as a non-drafted free agent on July 2, 1993
- Traded to the San Diego Padres in exchange for RHP Rudy Seanez on September 6, 2001 which completed deal made on August 31, 2001
- Traded to the Chicago Cubs in exchange for OF Syketo Anderson on March 19, 2002
- Signed by the Kansas City Royals on May 9, 2002
- Signed by the New York Yankees on November 22, 2002
- Signed by the Los Angeles Dodgers on January 12, 2004
- Signed by the Arizona Diamondbacks on June 14, 2004
- Signed by the Baltimore Orioles on December 20, 2005
- Signed by the Washington Nationals on May 8, 2007
- Signed by the Tampa Bay Rays on February 6, 2009
- Traded to the Cleveland Indians in exchange for RHP Jon Meloan on July 2, 2009
- Signed by the Tampa Bay Rays on August 6, 2009
- Signed by the Tampa Bay Rays on December 8, 2009
- Signed by the Toronto Blue Jays on November 29, 2010

GAME HIGHS — ABREU, Winston

ML Debut	Aug. 6, 2006 vs. NYY	**ER Allowed**	4 - 3 times, last Jul. 7, 2009 at CWS
Innings Pitched:		**HR Allowed**	2 - Jul. 7, 2009 at CWS
Starter	None	**Low Hit CG**	None
Reliever	3.0 - 2 times, last May 21, 2007 at CIN	**Last Win**	None
Walks:		**Last Save**	None
Starter	None	**Last CG**	None
Reliever	2 - 3 times, last Jun. 19, 2007 vs. DET	**Last ShO**	None
Strikeouts:		**Last Start**	None
Starter	None	**Last Relief App.**	Jul. 25, 2009 at SEA
Reliever	4 - May 26, 2007 at STL	**Longest Win Streak**	None
Hits Allowed	5 - May 29, 2007 vs. LAD	**Longest Losing Streak**	1G – May 19, 2007 vs. BAL
Runs Allowed	5 - Sept. 15, 2006 at DET	**Scoreless Innings Streak**	6.1 - 2 times, last May 21-26, 2007

FIELDING

ABREU, Winston — P

Year	PCT	G	PO	A	E	TC	DP
2006	1.000	7	0	1	0	1	0
2007	1.000	26	2	1	0	3	0
2009	1.000	5	0	1	0	1	0
Total	1.000	38	2	3	0	5	0

PROFESSIONAL CAREER:

1995: With Rookie level Danville, ranked 2nd in the Appalachian League with 90 strikeouts, 2nd with 10.9 SO/9 IP, 4th with a 2.31 ERA and 4th with 13 starts… Hurled a 7.0-inning no-hitter in July… Made his pro debut in 1994 with the GCL Braves.

1996: Fanned one batter per inning in his 12 starts at Macon (A)

1997: Missed the entire 1997 season after undergoing Tommy John surgery to replace his right elbow ligament.

1998: Returned from Tommy John to pitch in the Northwest League, making 17 appearances, 10 starts.

1999: Went a combined 10-4 with a 2.49 ERA between Class-A Myrtle Beach and Macon… Made 27 apps, 26 starts… struck out 95 over 69.1 innings (12.3 SO/9 IP) with Macon.

2000: Pitched for 4 clubs in the Braves org. in 2000, advancing as high as Triple-A Richmond… Combined to go 2-3 with a 3.02 ERA… Was placed on the DL on April 13 with a sore right shoulder

2001: Enjoyed his first full season at the Double-A level with Greenville making 34 appearances (seven starts)… Struck out 93 over 73.2 innings (11.4 SO/9 IP) for the Greenville, and was swapped to San Diego after the season as the player to be named for RHP Rudy Seanez.

2002: Traded by the Padres to the Cubs on March 20, 2002… Was released on April 30 after 11 relief appearances with West Tennessee (AA)… Signed with the Royals on May 9 and reported to Wichita (AA), where he went 3-0 with a 3.32 ERA and fanned 52 over 40.2 innings.

2003: Went to spring training in 2003 with the Yankees, but was released on March 21… Did not play professionally during the rest season.

2004: Began the 2004 season in the Dodgers farm system with Jacksonville (AA)… Advanced to Las Vegas (AAA) but was released on June 10… Signed with Arizona on June 17.

2005: `Began the 2005 season with Tucson (AAA) in the Diamondbacks organization… After 26 PCL appearances, was assigned by Arizona to Oaxaca of the Mexican League on June 12… In the Mexican Summer League, went 4-0 with 10 saves in 18 outings.

2006: Reached the majors in 2006 for the first time of his career with Baltimore… Made seven relief appearances for the Orioles… Contract was purchased on Aug. 1 from Ottawa (AAA), and made his **Major League debut** on Aug 6 vs. NYY, retiring the only two batters he faced… His first batter was A-Rod, who he struck out looking in the 9th inning... His big league debut came in his 11th professional season after 294 minor league games... Went 9-4 with a 2.48 ERA in 46 relief appearances for Ottawa… Led all IL relievers in victories and averaged 10.8 SO/9 IP for Ottawa.

2007: Saw his most extensive major league action in 2007 with the Nationals… Over two stints in the majors, made 26 relief appearances and struck out 26 over 30.1 innings of work… Spent the rest of the season with Columbus (AAA), where he went 3-0 with 5 saves and a 1.20 ERA... Contract was purchased by the Nationals on May 8 as Chad Cordero was placed on the bereavement list… Was designated for assignment on June 20, outrighted to Columbus (AAA), and was selected to the major league roster on Sept. 1 for the final month of the season,.. Making seven appearances during his second stay... Struck out 82 over 52.1 IP for Columbus (14.1 SO/9 IP)… IL opponents hit only .133… From April 27–June 26, did not allow a hit to 34 consecutive batters faced… Struck out eight over 3.0 perfect IP on April 23 at Durham…Was named the Clippers Pitcher of the Month for July.

2008: Spent the season playing for the Chiba Lotte Marines of the Japanese Pacific League under manager Bobby Valentine… Made 20 relief appearances, going 1-2 with a 3.32 ERA (21.2-IP, 23-H, 9-R, 8-ER, 8-BB, 24-SO)... Underwent surgery to clean out bone chips in his right elbow on June 6.

2009: Rays non-roster invite had brief stints with the Rays and Indians, and spent the majority of the season with Durham (AAA)... Had his contract selected on June 14 to replace the injured Jason Isringhausen... Designated for assignment on June 27, then traded to Cleveland in exchange for RHP John Meloan on July 2... Spent a month with the Indians before being designated on Aug. 1... Re-signed with Rays on Aug. 6 and returned to Durham... Made his Rays debut on June 16 at COL, allowing a run which snapped the bullpens 25 innings scoreless streak... Was suspended for three games when with the Indians for hitting Jack Hannahan of SEA on July 25... Named rays minor league Pitcher of the Month for May... Finished the season with 14 consecutive scoreless innings for Durham (AAA).

ALVAREZ, Henderson

PITCHER

71

NON-ROSTER

Birthdate . . . . . April 18, 1990
Opening Day Age 20
Birthplace. . . . . Valencia, Carabobo, VZ
Residence. . . . . Valencia, Carabobo, VZ
Bats/Throws . . . . . R/R
Height/Weight 6-1/175
Contract Status . . . . . signed thru 2011
M.L. Service 0.000

PERSONAL: Henderson Javier Alvarez... Single... Signed as a non-drafted free agent by the Toronto Blue Jays on Oct. 17, 2006... Resides in hometown of Valencia Carabodo, VZ.

LAST SEASON: Pitched the entire season with Dunedin of the Florida State League (A)... **OUT OF THE GATE:** Was dominant in the first half of the season, posting a 5-2 record with a 2.78 ERA... Allowed only one run in his first four starts, going 3-0... Had five outings in the first half where he did not allow an earned run... Fell to 3-5 with a 6.00 ERA after the All-Star break... **HONOURED:** Was named to the Florida State All-Star game and participated in MLB XM Futures Game.

HENDERSON ALVAREZ

Numbers in bold – career high

Year	Club & League	W-L	ERA	G	GS	CG	ShO	SV	IP	H	R	ER	HR	HB	BB-IBB	SO	WP	BK	OBA
2007	DSL (DSL)	1-2	5.61	8	7	0	0	0	25.2	36	18	16	0	3	8-0	20	6	1	.324
2008	BlueJays (GCL)	1-4	5.63	12	11	0	0	0	46.1	63	41	29	3	6	6-0	34	3	1	.310
2009	Lansing (Mid)	9-6	3.47	23	23	1	0	0	124.1	121	54	48	1	6	19-0	92	4	3	.251
2010	Dunedin (FSL)	8-7	4.33	23	21	0	0	0	112.1	137	65	54	10	7	27-0	78	5	0	.300
Minor Totals		19-19	4.29	66	62	1	0	0	308.2	357	178	147	14	22	60-0	224	18	5	.285

ALVAREZ — TRANSACTIONS

- Signed as a non-drafted free agent by the Toronto Blue Jays on October 17, 2006

PROFESSIONAL CAREER:

2008: Made his debut with the Gulf Coast Blue Jays (R), picking up is first win in his 5th start... Walked only six batter sin 46.1 IP.

2009: Made 23 starts, and led Lansing (A) in wins with nine... Named to the Midwest League Mid-Season All-Star Game... Earned Lansing Star of the Month honours for May, going 3-1 with a 1.89.

BIRTHDAYS (40-Man Roster/Manager/Coaches)

JANUARY
3 – Luis Rivera-Coach (47)
5 – J.P. Arencibia (25)
7 – Edwin Encarnacion (28)
20 – Luis Perez (26)
21 – Robert Ray (27)

FEBRUARY
2 – Travis Snider (23)
22 – Don Wakamatsu-Coach (48)

MARCH
5 – Brad Mills (26)
7 – Joel Carreno (24)
9 – Jesse Litsch (26)
9 – Brian Butterfield-Coach (53)
18 – Dwayne Murphy-Coach (56)
21 – Aaron Hill (29)
24 – Dustin McGowan (29)

APRIL
2 – Mike McCoy (30)
15 – Adeiny Hechavarria (22)
22 – David Purcey (29)

MAY
10 – Brian Jeroloman (26)

JUNE
3 – Jose Molina (36)

JULY
2 – Brett Cecil (25)
17 – Adam Lind (28)
25 – Torey Lovullo-Coach (46)
26 – Brandon Morrow (27)

AUGUST
4 – Josh Roenicke (29)
4 – John Farrell-MGR (49)
9 – Alan Farina (25)
9 – Jason Frasor (34)
26 – Darin Mastroianni (26)
29 – Marc Rzepzcynski (26)
30 – Scott Richmond (32)

SEPTEMBER
2 – Rommie Lewis (29)
17 – Casey Janssen (30)
24 – John McDonald (37)
24 – Moises Sierra (23)

OCTOBER
19 – Rajai Davis (31)
19 – Jose Bautista (31)

NOVEMBER
2 – Yunel Escobar (29)
6 – Ricky Romero (27)
13 – Pat Hentgen (43)
18 – Shawn Camp (36)
20 – Jo-Jo Reyes (27)
25 – Octavio Dotel (38)
28 – Carlos Villanueva (28)

DECEMBER
8 – Kyle Drabek (24)
31 – Jesse Carlson (31)
25 – Bruce Walton-Coach (49)

ARENCIBIA, J.P.

CATCHER

9

Birthdate ..... January 5, 1986
Opening Day Age 25
Birthplace ..... Miami, FL
Residence ..... Miami, FL
Bats/Throws ..... R/R
Height/Weight 6-0/202
Contract Status ..... signed thru 2011
M.L. Service 0.059

PERSONAL: Jonathan Paul Arencibia... Single... Hit .330 over his college career at University of Tennessee, cementing himself prominently in the school's record books... Ranks 3rd in UT history in total bases (381), 4th in RBIs (165), tied for 5th in home runs (33), tied for 6th in doubles (48), 7th in hits (230) and 9th in at-bats (690)... Ranked among USA Baseball's college national team's top prospects after leading the team with nine home runs in 121 at-bats... Tied Alex Rodriguez's Westminster Christian High career record for home runs with 17 in 2004... Participated in the Blue Jays Winter Tour 2011, making appearances in all four stops (Scarborough, Kitchener/Waterloo, Calgary, Vancouver).

LAST SEASON: Spent the majority of the season with Las Vegas (AAA), leading the minors in home runs for much of the season prior to being promoted to Toronto on Aug. 5... **ONE FOR THE RECORD BOOKS:** Made his **Major League debut** on Aug. 7 vs. TB... Became the first player in the modern era to record four hits, including two home runs in his Major League debut, finishing the day 4-5 with one double, two home runs and three RBI... Hit the first pitch he saw at the Major League level for a home run off James Shields... Appeared in five games before being optioned back to Las Vegas Aug. 19, before returning in Sept... Appeared in a total 11 games, starting in 10... In his final 10 games, recorded only one hit in 30 at-bats... **SERVING NOTICE:** Was named PCL MVP... Was named a mid-season and post-season All-Star in AAA after batting .301 with 32 home runs and 85 RBI... The 32 home runs were T-3rd for most by a Blue Jays minor leaguer in team history... Was selected as the R. Howard Webster (MVP) winner at Las Vegas... Was 2nd in the PCL in slugging percentage and 3rd in home runs... Batted .400 in June with 22 extra base hits... **VS RIGHTIES:** Had plenty of success vs. right-handed pitchers, posting a .322 avg., with 30 of his 32 home runs... Was selected to participate in the PCL Home Run Derby during All-Star festivities... Earned Player of the Week honours June 28-July 4...**TOP PROSPECT:** Was rated as the 8th best prospect in the Pacific Coast League by Baseball America.

QUITE THE DEBUT

J.P. Arencibia had four hits and two home runs in his major league debut for the Blue Jays on Aug. 7, 2010 vs. TB. J.P is the **2nd player in MLB history** to have four hits and two homers in his first major league game. **Charlie Reilly** did it for Columbus, an American Association team, on Oct. 9, 1889.

J.P. ARENCIBIA

Numbers in bold – career high

Year	Club and League	AVG	G	AB	R	H	2B	3B	HR	RBI	SH-SF	HP	BB-IBB	SO	SB-CS	SLG	OBP	OPS
2007	Auburn (NYP)	.254	63	228	31	58	17	1	3	25	0-2	5	14-1	56	0-0	.377	.309	.686
2008	Dunedin (FSL)	.315	59	248	38	78	22	0	13	62	0-2	1	11-2	46	0-0	.560	.344	.904
	N.Hampshire (East)	.282	67	262	32	74	14	0	14	43	0-4	2	7-0	55	0-0	.496	.302	.798
2009	Las Vegas (PCL)	.236	116	466	67	110	32	1	21	75	0-2	6	26-0	114	0-1	.444	.284	.728
2010	Las Vegas (PCL)	.301	104	412	76	124	36	1	32	85	0-6	3	38-1	85	0-0	.626	.359	.986
	TORONTO (AL)	.143	11	35	3	5	1	0	2	4	0-0	0	2-0	11	0-0	.343	.189	.532
Minor Totals		.275	409	1616	244	444	121	3	83	290	0-16	17	96-4	366	0-1	.507	.319	.826

HOME RUN BREAKDOWN

			ONE GAME									
Total	H	A	2	3	4	GS	LO	XN	IP	PH	RHP	LHP
2	2	0	1	0	0	0	0	0	0	0	2	0

ARENCIBIA — TRANSACTIONS

- Selected by the Toronto Blue Jays in the 1st round (21st overall) of the June 2007 First Year Player Draft

GAME HIGHS — ARENCIBIA, J.P.

ML Debut	Aug. 7, 2010 vs. TB	**RBI**	3 - Aug. 7, 2010 vs. TB
Runs	3 - Aug. 7, 2010 vs. TB	**Stolen Bases**	None
Hits	4 - Aug. 7, 2010 vs. TB	**Last ML Home Run**	Aug. 7, 2010 vs. TB
Doubles	1 - Aug. 7, 2010 vs. TB	**Longest Hitting Streak**	1G - 2 times, last Aug. 18, 2010 at OAK
Home Runs	2 - Aug. 7, 2010 vs. TB	**Longest Hitless Streak**	15AB - Aug. 7-18, 2010

J.P. ARENCIBIA — MILESTONES

Category		Date	Opponent	Pitcher	Notes
Hit	1	August 7, 2010	Tampa Bay	Shields	HR-1st pitch of 1st ML-at bat
Home Run	1	August 7, 2010	Tampa Bay	Shields	2R-1st pitch of 1st ML-at bat
Multi-Homer Game (1)					
	1	August 7, 2010	Tampa Bay	Shields, Thayer	2R, 1R-1st ML Game
RBI	1	August 7, 2010	Tampa Bay	Shields	2R-HR (1st pitch of career)

FIELDING

ARENCIBIA, J.P. — C

Year	PCT	G	PO	A	E	TC	DP
2010	1.000	8	48	3	0	51	0

PROFESSIONAL CAREER:

2007: In his first professional season, batted .254 with three home runs and 25 RBI in 63 games for the New York Penn-League champion Auburn Doubledays... Made 56 starts at the catcher position... Threw out 26 of 77 attempted base stealers (33.8%)... Led the Doubledays in doubles with 17... Hit his first career home run on June 29 vs. Williamsport... Batted .308 (28-91) with one home run and 13 RBI in 24 games in August... From Aug. 1-18 batted .375 (18-48), recording a hit in 11 of 12 contests over that span.

TWO HOME RUNS IN FIRST MAJOR LEAGUE GAME

Charlie Reilly (COL): Oct. 9, 1889 vs. PHI
Bob Nieman (STL): Sept. 14, 1951 vs. BOS
Burt Campaneris (KC): July 23, 1964 vs. MIN
Mark Quinn (KC): Sept. 14, 1999 (GM 2 of DH) vs. ANA
J.P. Arencibia (TOR): Aug. 7, 2010 vs. TB

*Arencibia is the only catcher in MLB history to accomplish this feat

MOST HITS, FIRST MAJOR LEAGUE GAME

5 Fred Clarke (LOU): June 30, 1894 vs. PHI
4 15 players, last: **J.P. Arencibia (TOR): Aug. 7, 2010 vs. TB**

*Arencibia is the only catcher in MLB history to accomplish this feat

2008: Began the season with the Dunedin Blue Jays of the Florida State League (A), appearing in 59 games... Batted .315 (78-248) with 22 doubles, 13 home runs & drove in 62 runs... Was promoted to the New Hampshire Fisher Cats of the Eastern League (AA) on June 16... In 67 games with New Hampshire, batted .282 (74-262) with 14 doubles, 14 home runs & had 43 RBI... Was one of three Dunedin Blue Jays to be named to the Mid-season All-Star game played on June 14 in Viera, Florida... Was the starting catcher & finished the contest going 2-for-3 with a run & an RBI... Was named Florida State League Player of the Week in back-to-back weeks from May 19-25 & May 26-June 1... Named the Organizational Player of the Month in May with Dunedin (.350 AVG, 14 2B, 5 HR, 31 RBI, 5 BB)... Was named to the Arizona Fall League All-Prospect Team... Batted .274 (95-260) with four home runs & 23 RBI in 27 Arizona Fall League contests... Combined between Dunedin & New Hampshire, appeared in 103 games behind the plate where he threw out 31 of 90 attempted base stealers (34.4 %).

2009: Spent the entire season at Las Vegas, his first at the AAA level... Belted 21 home runs to rank 2nd on the 51s... Recorded 54 extra base hits, 3rd most on the club... Hit 10 home runs over the seasons final two months, batting .261 and adding 27 RBI... Had three multi-home run games, with two coming in the teams final nine games... Caught 104 games, throwing out 25% of base stealers (27-107)... Collected hits in 10 of his final 11 games, including eight consecutive.

FIRST MAJOR LEAGUE HIT AS A HOME RUN

There have been eight Blue Jays to have hit a home run for their first Major League hit... They are as follows:

J.P. Arencibia	— Aug. 7, 2010 vs. TB
Ryan Roberts	— Aug. 3, 2006 at NYY
Mark Hendrickson (pitcher)	— June 21, 2003 at MON
Junior Felix	— May 4, 1989 vs. CAL
Kelly Gruber	— Sept. 25, 1984 at BOS
Tony Johnson	— May 24, 1982 vs. BAL
Steve Staggs	— July 1, 1977 vs. TEX
Al Woods	— Apr. 7, 1977 vs. CWS

BLUE JAYS HOME RUNS, FIRST MAJOR LEAGUE APPEARANCE

When **AL WOODS** batted for Steve Bowling in the 5th inning on Apr. 7, 1977 he became the 11th player in Major League history to hit a home run as a pinch hitter in his first at bat.

JUNIOR FELIX on May 4, 1989 became the 11th major leaguer to homer on his first major league pitch vs California's Kirk McCaskill (solo).

J.P. ARENCIBIA on Aug. 7, 2010 became the 3rd Blue Jay to homer in his first ML appearance and 2nd to do so on the first pitch, off Tampa Bay's James Shields (2R). Became only the 5th player in ML history to hit 2-HR in his first ML game and first catcher to do so.



BAUTISTA, Jose

INFIELDER/OUTFIELDER

19

Birthdate . . . . . **October 19, 1980**
Opening Day Age **30**
Birthplace. . . . . **Santo Domingo, DR**
Residence . . . . . **Santo Domingo, DR**
Bats/Throws . . . . . **R/R**
Height/Weight **6-0/197**
Contract Status . . . . . **signed thru 2015**
M.L. Service **5.165**

PERSONAL: Jose Antonio Batista... Single... Attended Chipola (FL) Community College... Favourite athlete growing up was NBA Hall of Famer, Michael Jordan.

LAST SEASON: Led the majors in home runs (54), extra base hits (92), and T-1st in total bases (351)... Set career highs in most offensive categories including games played (161), runs (109), home runs (54), RBI (124), walks (100) and batting average (.260)... In the AL ranked 2nd in walks (100), 3rd in RBI (125), SLG (.617) and OPS (.995)... **ELITE COMPANY:** Became only the 4th player (5th time) in history to record at least 35-2B, 50-HR, 100-BB in the same season... Is only the 16th player in history to hit 54 or more home runs... **LIST OF HONOURS:** Was named to the Sporting News All-Star Team as an outfielder, was named a Silver Slugger in the AL as an outfielder and also was selected as the **Hank Aaron Award** winner as the most outstanding offensive performer in the AL... Earned a selection to the All-Star game in Anaheim, going 0-1... Was the only player this season to win AL Player of the Month awards twice (July/Aug.) and was the only player to win Player of the Week awards three times... Led the AL in home runs in four separate months becoming the first to do so since Ken Griffey Jr. in 1997... **HOMER HAPPY:** Set a Blue Jays record with his 54 home runs, surpassing the 47 by George Bell in 1987 (min 300 AB, previous season)... His increase in home runs (41) year-over-year set a new MLB record, passing Davey Jonson who increased his total by 38 in 1973... Led the league in home runs by 15 (Konerko -39), representing the 2nd largest gap since 1940 (Mantle-52, Wertz-32 in 1956)... Had nine multi-homer games, five more than anyone else... The nine multi-homer games are tied for the club record with G. Bell (1987)... His 33 home runs at home is the most since Alex Rodriguez hit 34 in 2000... Recorded an inside-the-park home run on July 7 vs. MIN... His 124 RBI are the most for a Blue Jay since Delgado had 145 in 2003... **FLASH SOME LEATHER:** Finished T-2nd in OF assists (12), however did so in only 113 games, leading to a league best 0.11 assists per nine innings... Has now led in assists per nine innings in two consecutive seasons... Appeared in games in RF (113), 3B (48), 1B (4), and CF (1)... Appeared in seven different spots in the batting order, beginning the season in the leadoff spot, before settling into the 3rd spot in the order for much of the season... Batted .278 with 21 home runs in the 7th inning or later, producing one home run for every eight AB's... Recorded home runs in three consecutive games on two occasions... Is one of only 32 Blue Jays to be hit by pitches 10 or more times in a season.

JOSE BAUTISTA

Numbers in bold – career high

Year	Club and League	AVG	G	AB	R	H	2B	3B	HR	RBI	SH-SF	HP	BB-IBB	SO	SB-CS	SLG	OBP	OPS
2001	Williamsport (NYP)	.286	62	220	43	63	10	3	5	30	0-0	6	21-0	41	8-1	.427	.364	.791
2002	Hickory (SAL)	.301	129	438	72	132	26	3	14	57	5-2	8	67-3	104	3-2	.470	.402	.872
2003	Lynchburg (Caro)	.242	51	165	28	40	14	2	4	20	0-0	3	27-0	48	1-5	.424	.359	.783
	Pirates (Gulf)	.348	7	23	5	8	1	0	1	3	0-1	0	4-1	7	0-0	.522	.429	.951
2004	BALTIMORE (AL)	.273	16	11	3	3	0	0	0	0	0-0	0	1-0	3	0-0	.273	.333	.606
	TAMPA BAY (AL)	.167	12	12	1	2	0	0	0	1	0-0	0	3-0	7	0-1	.167	.333	.500
	KANSAS CITY (AL)	.200	13	25	1	5	1	0	0	1	0-0	0	1-0	12	0-0	.240	.231	.471
	PITTSBURGH (NL)	.200	23	40	1	8	2	0	0	0	1-0	0	2-0	18	0-0	.250	.238	.488
2005	Altoona (East)	.283	117	445	63	126	27	1	23	90	2-2	10	48-2	101	7-3	.503	.364	.867
	Indianapolis (Int)	.255	13	51	6	13	3	0	1	4	0-0	0	4-0	10	1-1	.373	.309	.682
	PITTSBURGH (NL)	.143	11	28	3	4	1	0	0	1	0-0	0	3-0	7	1-0	.179	.226	.405
2006	Indianapolis (Int)	.277	29	101	12	28	9	0	2	9	0-2	2	14-1	19	2-1	.426	.370	.796
	PITTSBURGH (NL)	.235	117	400	58	94	20	**3**	16	51	3-4	16	46-2	110	2-4	.420	.335	.755
2007	Pirates (Gulf)	.375	2	8	1	3	2	0	0	1	0-0	0	0-0	1	0-0	.625	.375	1.000
	PITTSBURGH (NL)	.254	142	532	75	135	**36**	2	15	63	4-6	4	68-1	101	6-3	.414	.339	.753
2008	Indianapolis (Int)	.300	5	20	6	6	2	0	2	8	0-0	0	3-0	6	1-0	.700	.391	1.091
	PITTSBURGH (NL)	.242	107	314	38	76	15	0	12	44	6-3	2	38-4	77	1-1	.404	.325	.729
	TORONTO (AL)	.214	21	56	7	12	2	0	3	10	2-1	0	2-1	14	0-0	.411	.237	.648
2009	TORONTO (AL)	.235	113	336	54	79	13	**3**	13	40	6-2	4	56-1	85	4-0	.408	.349	.757
2010	TORONTO (AL)	.260	**161**	569	**109**	**148**	35	**3**	**54**	**124**	0-4	10	**100**-2	**116**	**9**-2	.617	.378	.995
Minor Totals		.285	415	1471	236	419	94	9	50	222	7-7	29	188-7	337	23-13	.463	.363	.826
TORONTO TOTALS		.249	295	961	170	239	50	6	70	174	8-7	14	158-4	215	13-2	.532	.361	.892
AL TOTALS		.247	336	1009	175	249	51	6	70	176	8-7	14	163-4	237	13-3	.517	.357	.874
NL TOTALS		.241	400	1314	175	317	74	5	43	159	14-13	22	157-7	313	10-8	.403	.329	.732
MAJOR TOTALS		.244	736	2323	350	566	125	11	113	335	22-20	36	320-11	550	23-11	.453	.342	.794

ALL-STAR GAME RECORD

Year	Club and League	AVG	G	AB	R	H	2B	3B	HR	RBI	SH-SF	HP	BB-IBB	SO	SB-CS
2010	AL at LAA	.000	1	1	0	0	0	0	0	0	0-0	0	0-0	0	0-0

WORLD BASEBALL CLASSIC

Year	Club and League	AVG	G	AB	R	H	2B	3B	HR	RBI	SH-SF	HP	BB-IBB	SO	SB-CS
2009	Dominican Republic	.333	3	3	1	1	0	0	0	0	0-0	0	0-0	1	0-0

HOME RUN BREAKDOWN

Total	H	A	2	ONE GAME 3	4	GS	LO	XN	IP	PH	RHP	LHP
113	62	51	11	0	0	4	4	0	1	0	79	34

BAUTISTA — TRANSACTIONS

- Selected by the Pittsburgh Pirates in the 20th round of the June 2000 First Year Player Draft
- Selected by the Baltimore Orioles in the Rule 5 Draft on December 15, 2003
- Claimed on waivers by the Tampa Bay Rays from Baltimore Orioles on June 3, 2004
- Traded to the Kansas City Royals in exchange for cash considerations on June 28, 2004
- Traded to the New York Mets in exchange for C Justin Huber on July 30, 2004
- Traded to the Pittsburgh Pirates along with IF Ty Wigginton and RHP Matt Peterson in exchange for RHP Kris Benson and IF Jeff Keppinger on July 20, 2004
- Traded to the Toronto Blue Jays in exchange for a player to be named later on August 21, 2008. C Robinzon Diaz was the player to be named later in a deal completed on August 25, 2008

GAME HIGHS — BAUTISTA, Jose

ML Debut	Apr. 4, 2004 vs. BOS	**RBI**	5 - 6 times, last Sept. 30, 2010 at MIN
Runs	3 - 10 times, last Sept. 30, 2010 at MIN	**Stolen Bases**	1-23 times, last Oct. 1, 2010 at MIN
Hits	4 - 4 times, last July 27, 2010 vs. BAL	**Last ML Home Run**	Sept. 30, 2010
Doubles	3 - Apr. 23, 2010 at TB	**Longest Hitting Streak**	12G-Apr. 10-25, 2007
Home Runs	2 - 11 times, last Sept. 30, 2010 at MIN	**Longest Hitless Streak**	27AB-Jul. 30-Aug. 30, 2008

FIELDING

BAUTISTA, Jose — 1B

Year	PCT	G	PO	A	E	TC	DP
2008	1.000	5	29	0	0	29	1
2010	1.000	4	26	0	0	26	0
Total	1.000	9	55	0	0	55	1

BAUTISTA, Jose — 2B

Year	PCT	G	PO	A	E	TC	DP
2006	1.000	3	9	9	0	18	3
2008	1.000	2	2	6	0	8	2
Total	1.000	5	11	15	0	26	5

BAUTISTA, Jose — 3B

Year	PCT	G	PO	A	E	TC	DP
2004	.957	11	5	17	1	23	2
2005	.952	8	6	14	1	21	2
2006	.927	33	22	54	6	82	5
2007	.958	126	95	251	15	361	16
2008	.959	99	50	207	11	268	17
2009	.957	26	18	48	3	69	4
2010	.969	48	26	100	4	130	7
Total	.957	357	222	693	41	956	53

BAUTISTA, Jose — OF

Year	PCT	G	PO	A	E	TC	DP
2004	.903	27	27	1	3	31	0
2006	.988	85	154	8	2	164	1
2007	.939	21	30	1	2	33	0
2009	.993	79	132	11	1	144	2
2010	.985	113	180	12	3	195	5
Total	.981	325	523	33	11	567	8

JOSE BAUTISTA — MILESTONES

Category		Date	Opponent	Pitcher	Notes
Game	500	June 13, 2009	Flordia	--	as 3B
Hit	1	April 7, 2004	Boston	Mendoza	PH-single
	500	July 24, 2010	at Detroit	Porcello	RBI Single
Home Run	1	May 13, 2006	Florida	Olsen	2R
	100	August 26, 2010	at Detroit	Scherzer	1R
Multi-Homer Game (11)					
	11	Sept. 30, 2010	at Minnesota	Neshek, Mijares	GS, 1R
Grand Slam HR (4)					
	1	June 11, 2006	at San Francisco	Worrell	8th inning
	2	Sept. 19, 2006	at Los Angeles (NL)	Dessens	6th inning
	3	July 30, 2010	Cleveland	Masterson	4th inning
	4	Sept. 30, 2010	at Minnesota	Neshek	3rd inning
Leadoff HR (4)	1	June 15, 2006	at St. Louis	Mulder	—
	2	June 12, 2007	Texas	Millwood	—
	3	June 17, 2007	Chicago (NL)	Vazquez	—
	4	Sept. 29, 2009	at Boston	Buchholz	---
RBI	1	June 24, 2004	at Toronto	Adams	Groundout
Stolen Base	1	Sept. 26, 2005	at Los Angeles (NL)	Carrara	2nd base
				C-Navarro	

PROFESSIONAL CAREER:

2001: Spent first professional season with Williamsport (Pirates-A)... Hit first professional home run on July 3 vs. New Jersey.

2002: Spent entire season with Hickory (Pirates-A)... Was selected to the South Atlantic League mid-season All-Star team.

2003: Was limited to 51 games with Lynchburg (A)... Was placed on the disabled list on May 24 after suffering a broken right hand... Returned to Lynchburg on Aug. 20... Batted .375 (6-for-16) with a home run and an RBI in Carolina League playoffs... Was selected by the Baltimore Orioles in the Rule 5 Draft on Dec. 15... Played for the Dominican Winter League and hit .265 with two home runs and nine RBI in 42 games.

2004: Hit .205 with three doubles and two RBI in 64 major league games with four different teams... Began season with BAL after being selected off Pittsburgh's AAA roster in the Rule 5 Draft... Made **Major League debut** on Apr. 4 vs. BOS as a pinch-hitter... Singled off Boston's Ramiro Mendoza as a pinch hitter in first major league plate appearance on Apr. 7 at

Camden Yards... Was designated for assignment on May 25 and was claimed off waivers by Tampa Bay on June 3... Made final appearance with Tampa at Toronto on June 24, collected his first major league RBI on a groundout... Was designated for assignment on June 25... Was acquired by Kansas City on June 28 for cash considerations... Made debut with Royals on June 30 vs. BAL... Was acquired by the New York Mets on July 30 in exchange for minor league C Justin Huber... Was later acquired that day by the Pittsburgh Pirates... Made debut with Pittsburgh on July 31 at MIL... Went hitless in his last 21 at bats of the season... Played for Licey in the Dominican Winter League and hit .224 (11-49) with two home runs and five RBI in 13 games.

2005: Hit .280 with 30 doubles, 24 home runs and 94 RBI in 130 minor league games between Altoona (AA) and Indianapolis (AAA) and was named Pittsburgh's Minor League Player of the Year... Led all farmhands in RBI and ranked 3rd in home runs behind Brad Eldred (28) and Josh Bonifay (25)... Was selected to play in the Future's Game on July 10 at Comerica Park in Detroit... Walked and singled in his two plate appearances with the World Team... Was named to the Eastern League mid-season All-Star team... Was named to the Eastern League post-season team... Was promoted to AAA on Aug. 23... Was later recalled by the Pirates on Sept. 16... Swiped first major league base on Sept. 26 at LAD... Participated in the Dominican Winter League and batted .260 with eight home runs and 26 RBI in 44 games with Licey.

LARGEST HR INCREASE YEAR OVER YEAR

PLAYER		YR 1	YR 2	DIFFERENCE
Jose Bautista	**2009-10**	**13**	**54**	**+41**
Davey Johnson	1972-73	5	43	+38
Brady Anderson	1995-96	16	50	+34
Javy Lopez	2002-03	11	43	+32
Greg Vaughn	1997-98	18	50	+32
Harmon Killebrew	1968-69	17	49	+32

LARGEST DIFFERENCE IN TOP 2 HOME RUN LEADERS IN AL (SINCE 1940)

YEAR	LEADER	2nd PLACE	DIFFERENCE
1956	Mickey Mantle, NYY (52)	Vic Wertz, CLE (32)	20
2010	**Jose Bautista, Tor (54)**	**Paul Konerko, CWS (39)**	**15**
1978	Jim Rice, BOS (46)	D. Baylor/L. Hisle (34)	12
1990	Cecil Fielder, DET (51)	Mark McGwire, OAK (39)	12
1997	Ken Griffey Jr., SEA (56)	Tino Martinez, NYY (44)	12

2006: Began the season with Indianapolis (AAA)... Was recalled by Pittsburgh on May 7... Took Florida's Scott Olsen deep for his first career home run on May 13... Ended a 5:49 contest on May 27 vs. HOU with a walkoff sacrifice fly in the bottom of the 18th inning... Took San Francisco's Tim Worrell deep for his first career grand slam on June 11... Hit his first career leadoff home run on June 15 came off St. Louis' Mark Mulder... Connected off Elmer Dessens for his 2nd career grand slam on Sept. 19 at LAD & recorded a career high five RBI in that contest... Participated in the Dominican Winter League and batted .285 with four home runs and 21 RBI in 45 games with Licey.

2007: Established career highs in games (142), runs (75), hits (135), doubles (36), RBI (63) & walks (68)... Batted .308 (16-52) with five doubles during career high 12 game hit streak from Apr. 10-25... Led Club with a .293 batting average during the month of April... Suffered a lacerated left hand while sliding into third base at ATL on July 14... Was placed on 15-day disabled list on July 15... Had stitches removed from hand on July 25... Began a rehab assignment with GCL Pirates on July 30... Was reinstated from the DL on Aug. 1... Enjoyed his first career two-homer game on Aug. 25 at HOU... Homered six times in final 19 games in August.

MAKING HISTORY

In 2010, **Jose Bautista** became just the 4th player in MLB history to record at least 35 doubles, 50 home runs & 100 walks in a single season:

Babe Ruth (NYY)	1920	36-2B	54-HR	150-BB
Babe Ruth (NYY)	1921	44-2B	59-HR	145-BB
Hack Wilson (CHC)	1930	35-2B	56-HR	105-BB
Luis Gonzalez (ARI)	2001	36-2B	57-HR	100-BB
Jose Bautista (TOR)	**2010**	**35-2B**	**54-HR**	**100-BB**

2008: Began the season with the Pittsburgh Pirates, batting .242 with 12 home runs & 44 RBI in 107 games... Before being traded to the Toronto Blue Jays in exchange for C Robinzon Diaz on Aug. 21, had been in Pittsburgh's AAA affiliate in Indianapolis (.300, 6-20 in five games)... In 21 games with Toronto, batted .214 with three home runs & 10 RBI... Had his 2nd career multi-HR game

ALL-TIME SINGLE SEASON CLUB LEADERS (TOP 5) BATTING DEPARTMENTS

HOME RUNS

1.	**Jose Bautista**	**2010**	**54***
2.	George Bell	1987	47
3.	Jose Canseco	1998	46
4.	Carlos Delgado	2003	42
	Shawn Green	1999	42

SLG % (450 PA)

1.	Carlos Delgado	2000	.664
2.	**Jose Bautista**	**2010**	**.617**
3.	George Bell	1987	.605
4.	John Olerud	1993	.599
5.	Carlos Delgado	2003	.593

EXTRA BASE HITS

1.	Carlos Delgado	2000	99
2.	**Jose Bautista**	**2010**	**92***
3.	Shawn Green	1999	87
	Vernon Wells	2003	87
5.	George Bell	1987	83
	Carlos Delgado	1999	83

OPS

1.	Carlos Delgado	2000	1.134
2.	John Olerud	1993	1.072
3.	Carlos Delgado	2003	1.019
4.	**Jose Bautista**	**2010**	**.995**
5.	Carlos Delgado	1998	.978

* Led Majors

QUICKEST TO 20 HOME RUNS

In 2010, **Jose Bautista** was the 1st player in the Majors to hit 20 home runs. The only other Toronto player to be the first to 20 home runs was **Jesse Barfield** in 1986 who led the Majors with 40 home runs that year. Jose led the Majors in 2010 with 54 home runs.

occur on May 2 at WAS & recorded a season high four RBI in that contest... Hit a home run & drove in three runs on the following day vs. the Nationals... Established a career high with four hits on May 31 at STL... Had 10 hits over a 16 at bat span from May 30-June 2... Homered in three of four games from June 14-18 (three total) & five of nine games from June 14-24 (five total)... Appeared in his first game with Toronto on Aug. 22 vs. BOS as a pinch-hitter... Snapped a career high 27 at bat hitless streak (July 30-Aug. 30) with a RBI single off Brian Bruney in the 7th inning... That single represented his first run driven in as a Jay... Matched his career high with a four hit game on Sept. 2 vs. MIN, hitting his 1st HR as a Blue Jay in that contest (2R off Perkins)... Made his first career start as a first baseman on Aug. 31 at NYY.

2009: Appeared in 113 games, at four separate defensive positions, including all three outfield positions… Homered in four consecutive games from Sept. 28-Oct. 2 and hit five over the seasons final seven games… Led all Toronto outfielders in assists with 11, ranking 4th in the AL... He did so in only 70 starts, less than half of those above him on the leaderboard… In fact his 0.15 assists per nine innings was the highest in the majors of any player with 70 or more starts, and represents the 4th highest mark in Blue Jays history (Bailor 0.21-1980)… Posted two assists on July 25 vs. TB, marking the 1st time a Blue Jay outfielder had done so since 2004, and only the 10th time in club history… When leading off an inning, batted .313 with a .400 on-base percentage… Added leadoff home run #4 of his career Sept. 29 at BOS... Appeared in three games for the Dominican Republic squad, collecting one hit in three at-bats.

BLUE JAYS HOME RUN TRIVIA

PLAYER WHO HOMERED IN THEIR FINAL MAJOR LEAGUE AT BAT

WILLIE AIKENS, April 27, 1985... he came to bat for last time, pinch-hitting at Texas in the ninth inning. Batting for Tony Fernandez against Tommy Boggs, Aikens crashed a dramatic game-tying, two-run homer and Toronto went on to win 9-8. Three days later, Aikens was "designated for assignment" winding up in the minor leagues.

DESIGNATED HITTER

As a designated hitter, **BRAD FULLMER** hit 32 home runs in 2000 to surpass the club mark of 25 home runs by a DH set in 1998 by **JOSE CANSECO**. Prior to 1998 the most home runs hit by a Blue Jays DH was 23 set by **DAVE WINFIELD** in 1992.

TWO IN ONE INNING, BATTER

JOE CARTER is the only Blue Jay to hit two home runs in one inning. He had his two on October 3, 1993 at Baltimore in the 2nd inning.

SWITCH HITTING HOME RUNS IN ONE GAME, BATTER

ROBERTO ALOMAR hit home runs from the both sides of the plate in the same game twice. He accomplished the feat, both at Rogers Centre. May 10, 1991 vs Chicago White Sox and May 3, 1995 vs Chicago White Sox. **DEVON WHITE** did so once with Toronto at Minnesota on June 1, 1992. **JOSE CRUZ Jr.** did it August 24, 1997 at Kansas City. The last Jay to do so was **GREGG ZAUN** on September 13, 2006 at Seattle.

40 HOME RUN SEASONS

In 1999 **CARLOS DELGADO** with 44 home runs and **SHAWN GREEN** with 42 home runs, became the first Blue Jays tandem to each hit 40 or more home runs in the same season. In 2000, the Blue Jays again had two players, **CARLOS DELGADO** and **TONY BATISTA** each hit 41, hit 40 plus homers in a season. Overall the Blue Jays have had seven players, done nine times, hit 40 or more home runs in a season as **JESSE BARFIELD** hit 40 in 1986, **GEORGE BELL** hit 47 in 1987, **JOSE CANSECO** hit 46 in 1998 and **JOSE BAUTISTA** hit a Club record 54 in 2010. **CARLOS DELGADO** is the only Blue Jay player to hit 40 or more home runs in a season three times (1999, 2000, 2003).

HOME RUNS BY THE FIRST TWO BATTERS OF GAME

DEVON WHITE and **ROBERTO ALOMAR** on August 18, 1991 at Detroit accomplished this feat for the first time in Blue Jays history. The second time occured on June 14, 2006 vs. Baltimore when **ALEX RIOS** and **FRANK CATALANOTTO** did so.

HOME RUN IN FIRST MAJOR LEAGUE AT BAT

AL WOODS as a pinch-hitter, on April 7, 1977 vs the Chicago White Sox at Exhibition Stadium in Toronto's first game ever.

JUNIOR FELIX, May 4, 1989 vs the California Angels at Exhibition Stadium.

J.P. ARENCIBIA, August 7, 2010 vs the Tampa Bay Rays at Rogers Centre.

HOMERING AT HOME

In 2010, the Toronto Blue Jays set a Club record with 146 home runs hit at home. Surpassed the previous best in 2000 when Toronto homered 134 home runs at home. **JOSE BAUTISTA** homered in the 6th inning on September 24, 2010 vs. BAL for #135 at home to break the previous record.

MOST PLAYERS WITH 30 OR MORE HOME RUNS

The 2000 Blue Jays had four players hit 30 or more home runs, which tied the ML record. It was just the second time the feat had been accomplished in the AL as the Anaheim Angels also had four players hit 30 plus homers earlier in the 2000 season.

20 HOME RUNS AT THE ALL-STAR BREAK

The 2000 Blue Jays became the first team in ML history to have four players hit 20 or more home runs at the All-Star Break. **CARLOS DELGADO** hit 28, **TONY BATISTA** hit 24, **RAUL MONDESI** hit 22 and **JOSE CRUZ Jr.** hit 20.

BUDDE, Ryan

CATCHER

14

NON-ROSTER

Birthdate . . . . . August 15, 1979
Opening Day Age 31
Birthplace. . . . . .Midwest, OK
Residence . . . . . .Midwest, OK
Bats/Throws . . . . . R/R
Height/Weight 5-11/210
Contract Status . . . . . signed thru 2011
M.L. Service 1.029

PERSONAL: Ryan Dean Budde... Attended Midwest City High School in Oklahoma and Oklahoma State University.

LAST SEASON: Appeared in six games for the Angels, his 4th season of big league duty... **GOING, GOING, GONE:** Collected his first Major League home run on May 7, hitting a solo shot off Felix Hernandez at SEA... **MINORS:** Was optioned to Salt Lake in May, spending the balance of the season in the Pacific Coast League (AAA)... Appeared in 53 games, collecting seven doubles, and one home run.

RYAN BUDDE

Numbers in bold – career high

Year	Club & League	AVG	G	AB	R	H	2B	3B	HR	RBI	SH-SF	HP	BB-IBB	SO	SB-CS	SLG	OBP	OPS
2002	R. Cucamonga (Cal)	.241	87	307	40	74	17	1	5	39	1-2	2	27-1	60	2-1	.352	.305	.657
	Arkansas (TEX)	.111	3	9	1	1	0	0	1	1	0-0	0	1-0	2	0-0	.444	.200	.644
2003	Arkansas (TEX)	.213	96	342	45	73	9	1	10	41	1-2	2	35-1	76	1-1	.333	.289	.622
	R. Cucamonga (Cal)	.240	14	50	6	12	3	1	1	6	0-2	0	2-1	10	0-0	.400	.259	.659
2004	Salt Lake (PCL)	.235	5	17	0	4	0	0	0	1	0-1	0	1-0	7	0-0	.235	.263	.498
	R. Cucamonga (Cal)	.251	99	359	54	90	17	0	13	51	2-5	8	27-2	76	3-5	.407	.313	.720
2005	Salt Lake (PCL)	.230	58	196	26	45	9	3	6	25	2-0	1	9-0	41	3-1	.398	.267	.665
2006	Salt Lake (PCL)	.233	72	215	32	50	15	0	8	33	0-0	7	22-1	55	1-1	.414	.324	.738
2007	Clearwater (FSL)	.200	3	10	1	2	1	0	0	0	0-0	0	0-0	3	0-0	.300	.200	.500
	Salt Lake (PCL)	.295	47	156	21	46	12	0	4	28	0-2	1	18-0	27	2-2	.449	.367	.816
	LOS ANGELES (AL)	.167	**12**	18	0	3	1	0	0	1	0-0	0	0-0	**6**	0-0	.222	.167	.389
2008	Salt Lake (PCL)	.202	48	173	16	35	8	2	2	23	0-0	3	10-1	47	3-0	.306	.258	.564
	LOS ANGELES (AL)	.000	8	2	0	0	0	0	0	0	1-0	0	0-0	0	0-0	.000	.000	.000
2009	Salt Lake (PCL)	.223	83	273	32	61	16	1	7	31	1-1	1	31-0	73	1-1	.366	.304	.670
	LOS ANGELES (AL)	.000	3	3	0	0	0	0	0	0	0-0	0	0-0	2	0-0	.000	.000	.000
2010	Salt Lake (PCL)	.244	53	172	24	42	7	0	1	13	2-3	1	21-0	58	1-1	.302	.325	.627
	LOS ANGELES (AL)	.400	6	10	**2**	**4**	**1**	0	**1**	**3**	0-0	0	**1**-0	5	0-0	.800	.455	1.255
Minor Totals		.235	668	2279	298	535	114	9	58	292	9-18	26	204-7	535	17-13	.369	.303	.672
MAJOR TOTALS		.212	29	33	2	7	2	0	1	4	1-0	0	1-0	13	0-0	.364	.235	.599

HOME RUN BREAKDOWN

			ONE GAME									
Total	H	A	2	3	4	GS	LO	XN	IP	PH	RHP	LHP
1	0	1	0	0	0	0	0	0	0	0	1	0

BUDDE — TRANSACTIONS

- Selected by the Anaheim Angels in the 12th round of the 2001 First Year Player Draft
- Selected by the Philadelphia Phillies in the 2006 Rule 5 Draft on December 7, 2006
- Returned by the Philadelphia Phillies to the Los Angeles Angels of Anaheim on April 23, 2007
- Signed by the Toronto Blue Jays on December 19, 2010

GAME HIGHS — BUDDE, Ryan

ML Debut	Jul. 31, 2007 at SEA	**RBI**	2 - May 3, 2010 at BOS
Runs	1 - 2 times, last May 12, 2010 vs. TB	**Stolen Bases**	None
Hits	2 - May 12, 2010 vs. TB	**Last ML Home Run**	May 7, 2010 at SEA
Doubles	1 - 2 times, last May 3, 2010 at BOS	**Longest Hitting Streak**	2G - 2 times, last May 3-7, 2010
Home Runs	1 - May 7, 2010 at SEA	**Longest Hitless Streak**	5AB - Jul. 31-Aug. 17, 2007

FIELDING

BUDDE, Ryan — C

Year	PCT	G	PO	A	E	TC	DP
2007	.974	10	36	1	1	38	0
2008	1.000	7	13	2	0	15	0
2009	1.000	2	7	1	0	8	0
2010	1.000	6	35	2	0	37	1
Total	.990	25	91	6	1	98	1

RYAN BUDDE — MILESTONES

Category		Date	Opponent	Pitcher	Notes
Hit	1	Aug. 17, 2007	at Boston	Beckett	single
Home Run	1	May 7, 2010	at Seattle	Hernandez	1R
RBI	1	Aug. 20, 2010	vs. New York (AL)	Henn	walkoff double

PROFESSIONAL CAREER:

2002: Began the year with Rancho Cucamonga (A), hitting in eight straight agmes to start the season... Promoted to Arkansas (AA) to finish season.

2003: Began the season at Arkansas (AA) and earned a Texas League All-Star selection... Collected his first multi-HR game, Apr. 16... Named Angels organizational Defensive Player of the Month for July... Hit his first Grand Slam on Aug. 10... Finished the season with Rancj Cucamonga (A).

2004: Spent the majority fo the season with Rancho Cucamonga (A)... Promoted to Salt Lake (AAA) in June before returning to Rancho Cucamonga in July.

2005: Spent all of 2005 with Salt Lake (AAA)... Played 46 games at catcher, nine at first base and one at third base.

2006: In his second full season at Salt Lake (AAA), appeared in 38 games at catcher, 12 at first base and 22 games as a DH.

2007: Was selected by the Phillies in the 2006 Rule 5 Draft... Has 23 days of Major League service with the Phillies, but did not apear in a game due to a DL stint (strained left oblique)... Returned to the Angels on Apr. 23... In 47 games with Salt lake hit .295 with four home runs... Had contract selected by Angels on July 28... Made his **Major League debut** on July 31, pich hitting in the 9th inning at SEA... Collected first hit, Aug. 17 at BOS, a single off Josh Beckett... Appeared in 12 games for the Angels.

2008: Recalled by Angels on July 7... Optioned back to Salt Lake on Aug. 7, then recalled on Sep. 1... Appeared in eight Major League games, going hitless in two at-bats.

2009: Spent majority of season at Salt Lake where he appeared in 83 games (69 at catcher, 12 at first base)... Hit seven home runs, his most since 2006... Hit a grand slam for Salt Lake on July 26... Appeared in three Sept. games for the Angels, going 0-3.

DOUBLEHEADER

The Blue Jays have played 101 doubleheaders in franchise history and have a 20-39-42... The Blue Jays last played back-to-back doubleheaders on July 28 & 29, 1997 in Milwaukee and lost all four games... Toronto has played 10 back-to-back twin bills and are 2-6-2 including four straight doubleheaders over six days in 1978 from June 11 to 16... Have played seven split gate doubleheaders (split DH do not count as doubleheaders)... In 1980 the Blue Jays posted their best doubleheader record at 5-1-4, while in 1978 they lost a franchise high eight, winning three and splitting six.

DOUBLEHEADER SHUTOUTS

Did you know that the Blue Jays have never shut out opponents in both ends of a doubleheader... Conversely, the Blue Jays have been shut out in both ends of a doubleheader twice, losing 8-0 and 6-0 to Boston at Toronto on September 5, 1977 and 15-0 and 2-0 to New York at Toronto on September 25, 1977.

DOUBLEHEADER vs. EACH CLUB

	DH		
TORONTO vs	**W**	**L**	**S**
Baltimore	2	8	2
Boston	1	2	6
Chicago (A)	3	1	6
Cleveland	5	3	10
Detroit	2	1	2
Kansas City	0	3	0
Los Angeles (A)	1	0	1
Milwaukee	1	9	2
Minnesota	1	3	1
New York (A)	1	5	4
Oakland	1	2	3
Seattle	1	1	1
Tampa Bay	0	0	0
Texas	1	1	4
TOTALS	**20**	**39**	**42**

CAMP, Shawn

PITCHER

57

Birthdate . . . . . November 18, 1975
Opening Day Age 35
Birthplace. . . . . Fairfax, VA
Residence . . . . . Fairfax, VA
Bats/Throws . . . . . R/R
Height/Weight 6-0/203
Contract Status . . . . . signed thru 2011
M.L. Service 5.170

PERSONAL: Shawn Anthony Camp... Married with one child... Is a 1994 graduate of Robinson High School in Fairfax, VA... Also attended the University of North Alabama... Is one of four George Mason University (Fairfax, VA) alumni to play in the majors, along with C Chris Widger (1995-2005), RHP Mike Draper (1993) and OF Mike Colangelo (1999, 2001-02).

LAST SEASON: Led the team with 70 games pitched and 72.1 relief innings... Finished with a 2.99 ERA, a career best for the 2nd consecutive season... **PRE-ALL STAR DOMINANCE:** Made 40 of his 70 appearances before the break, posting a 3-1 record with a 2.53 ERA... In his final 30 outing after the break, was 1-2 with a 3.81 ERA... **RIGHT vs. RIGHTIES:** Once again was tough to hit for right-handed batters, limiting them to a .234 average and lowering his career mark to .268... Lowered his career mark against left-handed batters to .324 after allowing them to bat .299 in 2010... **GROUND 'EM UP:** Induced nine double plays to lead the club (relievers) and finish ranked T-8th in the AL for relievers... 63% of balls put into play were ground balls, ranking 15th in the AL... As a result was more effective on grass, holding opponents to a 2.32 ERA... **BEAR DOWN:** Held opponents to a .259 average, however when pitching with runners in scoring position limited the opposition to a .139 mark, with only two extra base hits in 79 AB's... Picked up two saves, to give him eight for his career... **STREAKING:** From May 19-June 28, allowed a run in only one outing, over 18 appearances (19IP/2ER).

SHAWN CAMP

Numbers in bold – career high

Year	Club and League	W-L	ERA	G	GS	CG	ShO	SV	IP	H	R	ER	HR	HB	BB-IBB	SO	WP	BK	OBA
1997	Idaho Falls (Pio)	2-1	5.51	30	0	0	0	12	32.2	41	22	20	3	2	14-0	41	4	0	.311
1998	Clinton (Mid)	3-5	2.62	47	0	0	0	13	55.0	48	19	16	0	7	20-4	62	6	1	.232
1999	Rancho Cuca (Cal)	1-5	3.95	53	0	0	0	6	66.0	68	37	29	4	1	25-3	78	7	1	.271
2000	Rancho Cuca (Cal)	1-0	1.45	14	0	0	0	6	18.2	10	3	3	0	2	5-0	18	2	0	.154
	Mobile (Sou)	3-3	2.43	45	0	0	0	1	59.1	47	23	16	4	1	30-2	53	4	0	.217
2001	Mobile (Sou)	6-2	4.44	35	1	0	0	0	48.2	46	24	24	2	6	15-1	55	2	0	.261
	Portland (PCL)	1-0	0.00	4	1	0	0	0	7.0	2	0	0	0	0	1-0	6	0	0	.095
	Altoona (East)	4-0	4.24	8	3	0	0	0	23.1	25	14	11	3	3	8-1	19	1	1	.278
	Nashville (PCL)	0-0	2.12	11	0	0	0	0	17.0	11	4	4	1	0	8-1	15	0	0	.190
2002	Nashville (PCL)	4-1	3.24	39	0	0	0	2	58.1	50	22	21	5	6	15-3	59	0	1	.239
2003	Nashville (PCL)	0-1	4.98	33	1	0	0	0	43.1	50	26	24	2	2	15-2	36	4	0	.289
	Altoona (East)	0-2	4.34	18	0	0	0	0	29.0	26	14	14	2	4	11-0	35	2	0	.236
2004	Omaha (PCL)	1-1	5.32	15	0	0	0	1	22.0	26	14	13	2	1	6-0	21	1	0	.283
	KANSAS CITY (AL)	2-2	3.92	42	0	0	0	2	66.2	74	37	29	10	5	16-1	51	2	1	.285
2005	Omaha (PCL)	3-6	3.86	21	7	0	0	1	67.2	71	36	29	9	3	22-0	42	2	0	.275
	KANSAS CITY (AL)	1-4	6.43	29	0	0	0	0	49.0	69	40	35	4	4	13-3	28	3	0	.332
2006	TAMPA BAY (AL)	**7**-4	4.68	**75**	0	0	0	**4**	75.0	93	43	39	9	7	19-3	53	4	0	.313
2007	Durham (Int)	0-1	1.17	12	0	0	0	4	15.1	13	2	2	0	2	2-0	16	0	0	.232
	TAMPA BAY (AL)	0-3	7.20	50	0	0	0	0	40.0	63	33	32	7	3	18-6	36	2	0	.368
2008	Syracuse (Int)	1-0	0.00	7	0	0	0	4	10.0	4	0	0	0	0	0-0	13	0	0	.125
	TORONTO (AL)	3-1	4.12	40	0	0	0	0	39.1	40	18	18	2	2	11-3	31	0	0	.263
2009	TORONTO (AL)	2-**6**	3.50	59	0	0	0	1	**79.2**	73	36	31	7	4	**29**-4	**58**	0	0	.258
2010	TORONTO (AL)	4-3	2.99	70	0	0	0	2	72.1	71	26	24	8	4	18-5	46	2	0	.259
Minor Totals		30-28	3.61	392	13	0	0	46	573.1	538	260	226	37	40	197-17	569	75	4	.251
TORONTO TOTALS		9-10	3.43	169	0	0	0	3	191.1	184	80	73	17	10	58-12	135	2	0	.254
MAJOR TOTALS		19-23	4.44	365	0	0	0	9	422.0	483	233	208	47	29	124-25	303	13	1	.291

CAMP — TRANSACTIONS

- Selected by the San Diego Padres in the 16th round of the June 1997 First Year Player Draft
- Traded to the Pittsburgh Pirates with OF Shawn Gilbert, in exchange for OF Emil Brown, July 10, 2001
- Signed by the Kansas City Royals as a free agent, October 29, 2003
- Signed by the Tampa Bay Devil Rays as a free agent, January 17, 2006
- Signed by the Toronto Blue Jays as a free agent, January 7, 2008

GAME HIGHS — CAMP, Shawn

ML Debut	Apr. 5, 2004 vs. CWS	**ER Allowed**	6 - July 6, 2006 vs. BOS
Innings Pitched:		**HR Allowed**	3 – July 22, 2007 at NYY
Starter	None	**Low Hit CG**	None
Reliever	5.0 – July 24, 2004 at CLE	**Last Win**	Aug. 27, 2010 at DET
Walks:		**Last Save**	Oct. 3, 2010 at MIN
Starter	None	**Last CG**	None
Reliever	4 – 2 times, last May 11, 2010 at BOS	**Last ShO**	None
Strikeouts:		**Last Start**	None
Starter	None	**Last Relief App.**	Oct. 3, 2010 at MIN
Reliever	7 – June 25, 2007 vs. CWS	**Longest Win Streak**	4G – Apr. 12-Aug. 6, 2006
Hits Allowed	9 – July 22, 2007 at NYY	**Longest Losing Streak**	5G - 2 times, last May 4-Jul. 25, 2009
Runs Allowed	6 – July 6, 2006 vs. BOS	**Scoreless Innings Streak**	12.1 - Sept. 3-29, 2009

FIELDING

CAMP, Shawn — P

Year	PCT	G	PO	A	E	TC	DP
2004	1.000	42	3	13	0	16	0
2005	1.000	29	3	7	0	10	0
2006	.950	75	6	13	1	20	2
2007	1.000	50	3	5	0	8	1
2008	1.000	40	3	6	0	9	2
2009	.900	59	8	10	2	20	2
2010	1.000	70	4	4	0	8	1
Total	.967	365	30	58	3	91	8

SHAWN CAMP — MILESTONES

Category		Date	Opponent	Notes
Win	1	April 24, 2004	Minnesota	3.2IP, 2H
Save	1	June 29, 2004	Baltimore	1.0IP

PROFESSIONAL CAREER:

1997: Named to the 1997 Pioneer League All-Star Team after leading the league in saves (12), appearances (30), games finished (24) and relief points (38)... Struck out 41 batters in 32.2 IP for Idaho Falls.

1998: With Clinton (A) in 1998, posted a 3.1 strikeouts-to-walk ratio in 47 games (55.0 IP) out of the bullpen (62-K, 20-BB).

1999: Tied for fifth in the California League with 78 strikeouts in 1999 with Rancho Cucamonga... Also ranked fifth in the league with a 10.64 K/9 IP ratio fanning 78 batters in 66.0 IP over 53 appearances... Held right-handers to a .232 average... Tossed 3.0 shutout innings in two postseason appearances against San Bernardino.

2000: Combined at Rancho Cucamonga (A) and Mobile (AA) to go 4-3 with seven saves and a 2.19 ERA in 59 appearances out of the bullpen in 2000... Opponents batted just .202 (57-for-282)... Allowed just one run in 16.0 IP in July, a 0.56 ERA.

2001: Appeared with four different clubs: Mobile (AA), Portland (AAA), Altoona (AA) and Nashville (AAA)... Combined to go 11-2 with a 3.94 ERA in 59 appearances striking out a career-high 95 batters in 96.0 innings... Made his first career start on May 8 allowing five runs in 2.0 IP... Would make four more starts that season.

2002: Spent the entire 2002 season with Nashville (AAA), helping the Sounds to a 23-16 record in games in which he appeared. The best record of all Sounds relievers.

2003: Was a non-roster invite to spring training with the Pittsburgh Pirates in 2003... Posted a combined record of 0-3 with a 4.73 ERA in 51 appearances with Nashville (AAA) and Altoona (AA)... Opened the season with Nashville where he was 0-1 with a 4.98 ERA in 33 games... Finished the season strong, compiling a 1.59 ERA (3 ER, 17.0 IP) in his last 11 appearances for Altoona.

2004: Ranked 11th in the American League and 18th in the Majors in inherited runners scored percentage (24.2), allowing just 8 of 33 inherited runners to score... Retired the first batter faced in 29 of 42 chances... Made his **Major League debut** on Opening Day vs. Chicago... Pitched a scoreless 6th inning before surrendering two runs in the 7th... Collected his 1st Major League win with 3.2 scoreless innings of relief in KC's 10-1 win over Minnesota on April 24... Allowed just two hits in his 1st scoreless outing of the season... Was optioned to Omaha on May 22 after going 2-0 with a 3.80 ERA in 13 relief appearances... Was recalled from Omaha on June 22 after going 1-1 with a 3.94 ERA in 9 relief outings for the O-Royals... Recorded his 1st career save in his 1st opportunity in KC's 4-3 win over Baltimore on June 29 (1.0 IP, 0 H, 0 ER)... Was optioned to Omaha on July 3 and recalled on July 21... First outing back, July 24 at Cleveland pitched a career-high 5.0 innings, all scoreless.

2005: Compiled a 1-4 record and a 6.43 ERA in 29 appearances for KC... Worked 3.0 or more innings eight times, including a season-high 3.2 IP on Aug. 10 vs. Cleveland... Optioned to Omaha on April 28 after compiling a 0-2 record and a 12.15 ERA (6.2 IP, 9 ER)... Designated for assignment on May 26... Cleared waivers on June 2 and was out righted to Omaha... Had his contract selected from Omaha on July 25... Picked up his only win of 2005 and his 1st Major League win since May 11, 2004 on July 27 vs. Chicago (AL)... Tossed a scoreless 13th inning in the Royals 6-5 win.

2006: His first full season in the Major Leagues he set a club record with 75 appearances (72 by Roberto Hernandez in 1999)... Tied for 2nd in the Amerian League in games pitched with MIN Juan Rincon behind the Yankees' Scott Proctor (83)... His seven relief wins tied the club record – also Lance Carter-2003, Jim Mecir-1998 and Albie Lopez-1998... Only the Mariners' Julio Mateo had more among AL relievers with nine... Pitched to a 2.66 ERA through the season's first two months (23.2-IP, 7-ER, 2-HR)... Then worked to a 5.61 ERA the rest of the season (51.1-IP, 32-ER, 7-HR)... Pitched in a career-high three consecutive days, six times on the season... Made his Rays debut in the season opener at BAL, pitching the final 1.2, all scoreless.

2007: Made 50 appearances for the Devil Rays before being optioned to Durham (AAA), July 28... Only Kelvim Jimenez and Fernando Cabrera had a higher ERA among relievers (min 40 IP)... Was leading the Devil Rays in appearances at time of demotion... Broke the Devil Rays record for most appearances before the All-Star Break (45)... Pitched to a 10.57 ERA on the road (15.1 IP)... Allowed opponents to bat .368, highest among ML relievers... Struck out a career high seven batters, June 25 vs. CWS.

2008: Joined the Blue Jays from Syracuse on April 19 and did not allow a run in his first six outings totaling 5.2 IP, in fact allowed only two singles... His 4.12 ERA was the lowest since his rookie campaign with KC in 2004,.. Matched a then career high scoreless streak of 8.2 IP, from June 21-July 27... Appeared in 40 games, holding opponents to a .263 average... RH hitters were held to a .204 average (19-93) including only two extra-base hits (2B, HR)... On the contrary LH hitters batted .356 (21-59) with 10 extra-base hits (8-2B, 3B, HR).

2009: Set career highs in innings pitched, with 79.2 and strikeouts with 58… His 3.50 ERA was the lowest of his career surpassing the 3.92 of his rookie season… Lost a career high six games… Came into the season allowing a career mark of .353 to left-handed hitters, however in 2009 held them to a .260 average… In 18 of his 59 games worked at least two innings, pitching to a 2.00 ERA (45 IP/9 ER)… In fact worked three or more innings in five contests, pitching to a 1.13 ERA (10 IP/2 ER)… Sept. 27 vs. SEA posted his first save and the 7th of his career... Marked his first save since July 4, 2006 vs. BOS… Did not allow a run in 10 consecutive appearances from Sept 3-27 covering 11.2 innings, and finished the season allowing a run in one of his final 13 outings.

CARLSON, Jesse

PITCHER

39

Birthdate . . . . . .December 31, 1980
Opening Day Age 30
Birthplace. . . . . .New Britain, CT
Residence . . . . . Newington, CT
Bats/Throws . . . . . L/L
Height/Weight 6-0/160
Contract Status . . . . . signed thru 2011
M.L. Service 2.049

PERSONAL: Jesse Craig Carlson... Single... Graduated from Berlin High School in 1999... Played both basketball and baseball at Berlin High School... Defeated Seymour Connecticut high school to win the State Championship... Received the "Pitcher of the Game" award... Attended the University of Connecticut where he lettered in baseball in 2000, 2001 and 2002... Was selected to the Big East All-Rookie team as a freshman in 2000.

LAST SEASON: Was recalled from Las Vegas (AAA) on Aug. 16 and appeared in 20 games for the Blue Jays through the balance of the season... Did not allow a run in 16 of 20 outings, holding opponents to a .250 average... **LEFT ON LEFT:** Held lefties to a .158 average (3-19), with one walk and one double... **NICE STRETCH:** Had a run of 11 games from Sept. 4-27 where he allowed a run in only one contest, holding batters to a .182 average... **WORKIN HIS WAY BACK:** Pitched most of the season in Vegas for the 51s, appearing in 45 games (2nd on club)... Was used in a setup role, recording four saves and 11 holds... Reduced his ERA by 0.77 after the All-Star break... ERA on the road was 2.61 as opposed to 5.34 at home... **NICE HONOUR:** Was selected as the 51s top pitcher by the club.

JESSE CARLSON

Numbers in bold – career high

Year	Club and League	W-L	ERA	G	GS	CG	ShO	SV	IP	H	R	ER	HR	HB	BB-IBB	SO	WP	BK	OBA
2002	Oneonta (NYP)	2-2	1.66	19	0	0	0	0	38.0	19	8	7	1	1	10-0	47	1	1	.146
2003	Lexington (SAL)	3-0	1.56	53	0	0	0	13	63.1	37	11	11	2	2	16-3	84	1	0	.168
2004	Round Rock (Tex)	5-0	5.04	41	0	0	0	1	55.1	57	33	31	5	4	21-3	51	2	0	.256
2005	Syracuse (Int)	1-1	4.82	22	0	0	0	0	18.2	26	10	10	4	5	7-0	17	0	0	.325
	New Hampshire (East)	3-2	1.83	39	0	0	0	5	39.1	28	8	8	2	3	5-0	42	0	1	.203
2006	Frisco (Tex)	6-5	4.66	43	0	0	0	3	58.0	65	39	30	7	5	18-0	45	0	0	.274
	Oklahoma (PCL)	0-0	0.00	10	0	0	0	0	11.0	6	0	0	0	0	4-0	5	0	0	.167
2007	New Hampshire (East)	8-2	4.86	58	0	0	0	6	70.1	77	39	38	4	3	18-6	81	0	1	.282
2008	Syracuse (Int)	0-0	0.00	2	0	0	0	0	3.2	1	0	0	0	1	0-0	2	1	0	.091
	TORONTO (AL)	**7**-2	2.25	69	0	0	0	**2**	60.0	41	16	15	6	3	**21**-7	**55**	2	1	.196
2009	TORONTO (AL)	1-**6**	4.66	**73**	0	0	0	0	**67.2**	67	37	35	7	3	**21**-3	51	2	1	.258
2010	Las Vegas (PCL)	3-1	4.24	45	0	0	0	4	51.0	56	32	24	6	4	11-0	43	6	2	.275
	TORONTO (AL)	0-0	4.61	20	0	0	0	1	13.2	13	7	7	3	1	5-2	8	0	0	.250
Minor Totals		31-13	3.50	332	0	0	0	32	408.2	372	180	159	31	28	110-12	417	11	5	.240
MAJOR TOTALS		8-8	3.63	162	0	0	0	3	141.1	121	60	57	16	7	47-12	114	4	2	.232

CARLSON — TRANSACTIONS

- Selected by the Detroit Tigers in the 15th round of the June 2002 First Year Player Draft
- Signed by the Houston Astros as a free agent on March 31, 2003
- Signed by the Toronto Blue Jays as a free agent on November 11, 2004
- Signed by the Texas Rangers as a free agent on November 14, 2005
- Signed by the Toronto Blue Jays as a free agent on January 23, 2007

GAME HIGHS — CARLSON, Jesse

ML Debut	Apr. 10, 2008 vs. OAK
Innings Pitched:	
Starter	None
Reliever	3.0 - Apr. 16, 2008 vs. TEX
Walks:	
Starter	None
Reliever	2 - 7 times, last Jun. 19, 2009 at WSH
Strikeouts:	
Starter	None
Reliever	4 - Apr. 16, 2008 vs. TEX
Hits Allowed	4 - 2 times, last Aug. 29, 2010 vs. DET
Runs Allowed	5 - May 27, 2009 at BAL
ER Allowed	5 - May 27, 2009 at BAL
HR Allowed	2 - 2 times, last Aug. 29, 2010 vs. DET
Low Hit CG	None
Last Win	May 18, 2009 vs. CWS
Last Save	Sept. 24, 2010 vs. BAL
Last CG	None
Last ShO	None
Last Start	None
Last Relief App.	Oct. 3, 2010 at MIN
Longest Win Streak	6G - July 22-Sept. 17, 2008
Longest Losing Streak	4G - May 22-Sept. 24, 2009
Scoreless Innings Streak	14.0 - Aug. 20 - Sept. 24, 2008

FIELDING

CARLSON, Jesse — P

Year	PCT	G	PO	A	E	TC	DP
2008	1.000	69	2	8	0	10	0
2009	1.000	73	10	9	0	19	1
2010	1.000	20	2	2	0	4	1
Total	1.000	162	14	19	0	33	2

JESSE CARLSON - MILESTONES

Category		Date	Opponent	Notes
Win	1	Apr. 13, 2008	at Texas	0.2 IP
Save	1	Apr. 27, 2008	at Kansas City	1.0 IP, 1 H

PROFESSIONAL CAREER:

2002: Was 3rd among all relievers in the New York-Penn League with 7.11 baserunners per nine innings and 5th with a .146 batting average against... Was 9th among all short-season league pitchers with a .146 batting average against... Did not allow a run in 10 straight outings for Oneonta (A) July 3-August 8, working 21.2 scoreless innings.

2003: Named the Lexington team MVP and led the Club in appearances with 53... Tossed a Club record 36 consecutive scoreless innings... Did not allow an earned run on the road in 26 appearances (30.0 IP)... Finished the season compiling a record of 3-0-13 with a 1.56 ERA in 53 games... Recorded a total of 84 strikeouts in 63.1 innings of work.

2004: With Round Rock of the Texas League (AA) posted a record of 5-0 with a 5.04 ERA in 41 appearances... Recorded his only save of the season which occurred on Apr. 25 vs. Midland (0.2IP)... Struck out a season high five batters on two occasions... ..Tossed a season high 3.0 innings on four occasions, last on Aug. 20 vs. Wichita... Opponents batted at a .256 clip.

2005: Began the season at Syracuse (AAA) allowing opponents to bat .325 in 22 games before being optioned to New Hampshire (AA)... Posted a 3-2 record, with five saves and a 1.23 ERA in 39 games for the FisherCats... Struck out 42 batters and walked only five in 39.1 IP.

2006: Spent the majority of the season with Frisco of the Texas League (AA) in the Rangers organization... Saved three games in 43 relief appearances for the RoughRiders... Was promoted to Oklahamoa (AAA) of the Pacific Coast League, making 10 appearances... Did not allow an earned run in 11.0 IP... Allowed only six hits, holding opponents to a .167 avg.

2007: Returned to the Blue Jays organization, pitching the entire season ay New Hampshire (AA)... Made 58 appearances for the FisherCats, all in relief, saving six games... Struckout 10.27 batters per nine innings... Has recorded more than a strikeout per inning over the course of his career, while walking only 2.5 per nine innings.

2008: In his rookie season, led the club, appearing in 69 games, T-2nd most ever by a Blue Jays rookie, Aquilino Lopez had 72 in 2003... Recorded seven wins in relief, marking the most for a Blue Jay since Paul Quantrill had 11 in 2001... Picked up wins in consecutive games, Sept. 2-3, becoming the first Blue Jay to do so since Scott Downs in 2006... Retired the first nine batters of his career, including the first batter he faced (D. Barton) on three pitches in his **Major League debut**... On Apr. 16 vs. TEX, entered a tie game in the 11th with the bases loaded and no one out, and proceeded to strikeout the side... Had a string of 14 consecutive scoreless innings from Aug 20-Sept. 24... Worked a career high three innings Apr. 16 vs. TEX... Posted a 5-1 record with a 1.45 ERA at home... Held opponents to a .140 average (14-100)... Only one of the six home runs he allowed were at home... Overall batters hit only .196, in fact RH hitters faired worse than LH hitters managing a .186 mark... With runners on base, held opponents to a .183 average... Went to a 3-0 on just one batter all season.

2009: Completed his second full season in the majors, appearing in 73 games… His 73 games led the club for the second consecutive season and ranked T-7th in the AL… Did not allow a run in 14 of his first 16 outings, posting a 1.23 ERA in 14.2 innings, while holding opponents to a .157 average… Had a streak of 10 consecutive innings without allowing a run from Apr. 17-May 3… In his final 21 games of the season, held opponents to a .208 average and just one home run, while recording a 2.79 ERA… Had a stretch of 16 games from Aug. 16-Sept. 14 where he allowed only one run… Was ejected for the first time in his career after an altercation with Jorge Posada, Sept. 15 at NYY, resulting in a three game suspension… Led the staff with 12 holds... With men in scoring position and two outs limited opponents to a .188 average.

BLUE JAYS IN FIRST PLACE

(before games on the 1st)

MAY 1st	JUNE 1st	JULY 1st	AUG. 1st	SEPT. 1st	OCT. 1st
1981	1983	1983	1985	1985	1987
1985	1985	1985	1991	1989	1989
1992	1991 (T)	1991	1992	1991	1991
2001 (T)	1992	1992	1993	1992	1992
		1993		1993	1993
		2000			

CARRENO, Joel

PITCHER

40

Birthdate . . . . . March 7, 1987
Opening Day Age 24
Birthplace. . . . . San Cristobal, DR
Residence . . . . . San Cristobal, DR
Bats/Throws . . . . . R/R
Height/Weight 6-0/190
Contract Status . . . . . signed thru 2011
M.L. Service 0.000

PERSONAL: Joel Fernando Carreno… Single... Was signed as a non-drafted free agent by the Toronto Blue Jays, October 11, 2004 by Hilario Soriano.

LAST SEASON: Spent the entire season with the Dunedin Blue Jays (A) of the Florida State League… Led the Club in innings pitched (137.2) and strikeouts (173)… His 173 strikeouts set a new Dunedin record breaking Nate Cromwell's record of 161 set in 1992… **K-DAY:** Set a Florida State League 2010 high with 15 strikeouts in a game July 10 vs. Lakeland in a 2-1 loss… **FINISH STRONG:** Over the final two months of the season (July, Aug./Sept.) posted a 5-2 record with a 2.61 ERA (17ER/58.2IP) striking out 76 and only walking eight,.

JOEL CARRENO

Numbers in bold – career high

Year	Club & League	W-L	ERA	G	GS	CG	ShO	SV	IP	H	R	ER	HR	HB	BB-IBB	SO	WP	BK	OBA
2005	Toronto (DSL)	2-1	4.15	8	4	0	0	1	30.1	29	17	14	0	4	12-0	29	2	0	.236
2006	Toronto (DSL)	8-3	1.53	15	15	0	0	0	82.1	48	26	14	2	5	28-0	86	3	0	.168
2007	Blue Jays (GCL)	6-4	2.62	12	12	0	0	0	65.1	60	27	19	4	9	13-0	64	3	0	.243
2008	Auburn (NYP)	5-5	3.42	15	13	0	0	0	76.1	74	32	29	6	5	19-0	85	4	0	.255
2009	Auburn (NYP)	1-0	0.82	2	2	0	0	0	11.0	6	2	1	0	1	3-0	12	0	0	.158
	Lansing (Mid)	2-4	3.62	14	14	0	0	0	79.2	76	36	32	5	1	29-0	62	3	1	.255
2010	Dunedin (FSL)	9-6	3.73	27	25	1	0	0	137.2	147	65	57	8	12	30-0	173	6	3	.275
Minor Totals		33-23	3.10	93	85	1	0	1	482.2	440	205	166	25	37	134-0	511	21	4	.242

CARRENO — TRANSACTIONS

- Signed as a non-drafted free agent by the Toronto Blue Jays on October 11, 2004

PROFESSIONAL CAREER:

2005: Made his professional debut with the DSL Blue Jays appearing in eight games and making four starts… Struck out 29 batters in 30.1 innings as a 19 year-old.

2006: In his second professional season led the DSL Blue Jays in wins (8) and was second in ERA (1.53), innings pitched (82.1) and strikeouts (86)… Only allowed two home runs over his 82.1 innings of work.

2007: In his first season in North America with the GCL Blue Jays, led the team in wins (6) and strikeouts (64)… His 64 strikeouts also led the Gulf Coast League… Was named an Organizational Star of the Month for August (3-1, 2.25ERA, 30K).

2008: In his first season with the Auburn Doubleday (A) of the New York-Penn League was 2nd on the Club in win (5) and ERA (3.42) over 15 games (13starts)… Was named to the New York-Penn League Mid-Season All-Star game (DNP)… Had a 11 strikeout game July 22, 2008 and followed that up with a 10 strikeout game in his next start… Was named the New York-Penn League Pitcher of the Week (July 7-13).

2009: Spent the majority of the year with the Lansing Lugnuts (A) of the Midwest League making 14 starts and had an ERA of 3.62 which was 2nd best on the Club… Was named an Organizational Star of the Month in August (2-0, 2.61ERA, 11ER, 38IP, 29K)… Began the season with Auburn (A) making two starts before being promoted.

HOW LONG DID IT TAKE

LONGEST OFFICIAL GAME
HOME 5:57-April 19/01 vs New York (A) (17inn.)
ROAD 5:49-June 19/98 at Baltimore (15 inn.)

SHORTEST OFFICIAL GAME
1:04-Sept. 15/77 vs Baltimore (forfeit, 4.5 inn.)

LONGEST NINE-INNING GAME
HOME 4:15-April 11/88 vs New York
ROAD 4:12-Sept. 15/93 at Detroit;
4:12-April 1/02 at Boston;

SHORTEST NINE-INNING GAME
ROAD 1:39-June 16/77 vs Detroit
HOME 1:33-Sept. 28/82 (1st gm) vs Minnesota

CECIL, Brett

PITCHER

27

Birthdate . . . . . July 2, 1986
Opening Day Age 24
Birthplace. . . . . Dunkirk, MD
Residence . . . . . Dunkirk, MD
Bats/Throws . . . . . R/L
Height/Weight 6-1/235
Contract Status . . . . . signed thru 2011
M.L. Service 1.128

PERSONAL: Brett Aarion Cecil... Married with one child... Resides in Dunkirk, Maryland... Brett was the Blue Jays 1st round pick (supplemental), 38th overall, in the 2007 First-Year Player Draft... Son of Duane and Linda Cecil... Attended University of Maryland, majored in criminal justice... Was a closer on the Terrapins squad when drafted.

LAST SEASON: In his 2nd season led the club with 15 victories, despite beginning the year at Las Vegas (AAA)... Received a team high 5.5 runs per game of run support... **JUST WIN BABY:** Was recalled on Apr. 23 after making two starts for the 51s... In his first 10 starts, posted a 7-2 record with a 3.22 ERA, including a string of five consecutive wins from May 19-June 10... **BEAST OF THE EAST:** Made 15 starts vs. AL East opponents, producing an 11-2 record with a 3.47 ERA... The 11 wins were 2nd to only Jon Lester (12-2) by any pitcher vs. the East... Included a 4-0 mark vs. NYY and a 3-1 record vs. TB, both playoff clubs... **A DAY TO REMEMBER:** On May 7 at CLE, took a perfect game into the 7th inning, losing it with a one-out walk and the no-hitter three batters later… Won 5-1 finishing with eight innings of one-hit ball… Set a career high with 10 strikeouts... **LIKES REGULAR REST:** Made 22 starts in a regular rotation spot (four or five days rest)... Posted a 3.47 ERA in those starts, as opposed to a 6.75 ERA in his six starts with six or more days rest... Vs. AL opponents was 15-4 with a 3.73 ERA... Went 0-3 with a 9.19 ERA vs. NL opposition... **LIMITED THE LEFTIES:** Left-handed batters were held to a .224 average and a .342 slugging pct.

BRETT CECIL

Numbers in bold – career high

Year	Club and League	W-L	ERA	G	GS	CG	ShO	SV	IP	H	R	ER	HR	HB	BB-IBB	SO	WP	BK	OBA
2007	Auburn (NYP)	1-0	1.27	14	13	0	0	0	49.2	36	10	7	1	3	11-0	56	0	0	.197
2008	Dunedin (FSL)	0-0	1.74	4	4	0	0	0	10.1	6	2	2	1	0	2-0	11	0	0	.167
	New Hampshire (East)	6-2	2.55	18	18	0	0	0	77.2	66	24	22	4	5	23-0	87	2	0	.227
	Syracuse (Int)	2-3	4.11	6	6	0	0	0	30.2	28	17	14	1	0	16-0	31	2	0	.237
2009	Las Vegas (PCL)	1-5	5.69	9	9	1	0	0	49.0	53	37	31	2	3	19-0	32	1	0	.273
	TORONTO (AL)	7-4	5.30	18	17	0	0	0	93.1	116	59	55	17	5	38-0	69	0	0	.308
2010	Las Vegas (PCL)	2-0	2.45	2	2	0	0	0	11.0	13	4	3	0	0	2-0	11	1	0	.302
	TORONTO (AL)	**15-7**	4.22	**28**	**28**	0	0	0	**172.2**	175	87	81	18	1	**54**-2	**117**	7	1	.264
Minor Totals		12-10	3.11	53	52	1	0	0	228.1	202	94	79	9	11	73-0	228	6	0	.234
MAJOR TOTALS		22-11	4.60	46	45	0	0	0	266.0	291	146	136	35	6	92-2	186	7	1	.280

CECIL — TRANSACTIONS

- Selected by the Toronto Blue Jays in the 1st round (supplemental – 38th overall) of the June 2007 First Year Player Draft

GAME HIGHS — CECIL, Brett

ML Debut	May 5, 2009 vs. CLE
Innings Pitched:	
Starter	8.0 - 5 times, last Aug. 25, 2010 vs. NYY
Reliever	0.2 - Jun. 30, 2009 vs. TB
Walks:	
Starter	6 - July 2, 2010 at NYY
Reliever	None
Strikeouts:	
Starter	10 - May 3, 2010 at CLE
Reliever	None
Hits Allowed	11 - 2 times, last Sept. 24, 2010 vs. BAL
Runs Allowed	8 - 2 times, last May 14, 2010 vs. TEX
ER Allowed	8 - 2 times, last May 24, 2010 vs. TEX
HR Allowed	5 - May 20, 2009 at BOS
Low Hit CG	None
Last Win	Sept. 29, 2010 vs. NYY
Last Save	None
Last CG	None
Last ShO	None
Last Start	Sept. 29, 2010 vs. NYY
Last Relief App.	Jun. 30, 2009 vs. TB
Longest Win Streak	5G - May 19-Jun. 10, 2010
Longest Losing Streak	3G - Jun. 15-27, 2010
Scoreless Innings Streak	18.2 - July 10-26, 2009

FIELDING

CECIL, Brett — P

Year	PCT	G	PO	A	E	TC	DP
2009	.909	18	1	9	1	11	0
2010	.960	28	3	21	1	25	2
Total	.944	46	4	30	2	36	2

BRETT CECIL — MILESTONES

Category		Date	Opponent	Notes
Start	1	May 5, 2009	Cleveland	ND-6.0 IP, 6H, ER, 6K
Win	1	May 10, 2009	at Oakland	8.0 IP, 5H, 2BB, 6K
10+ Strikeout Games (1)				
	1	May 3, 2010	at Cleveland	10 strikeouts

PROFESSIONAL CAREER:

2007: Made his professional debut on June 23, pitching three innings of one-hit ball in relief... The balance of his 13 appearances were all starts, as he posted a 1.27 ERA in 14 total games... Held opponents to a .197 average, allowing only one home run over his 49.2 innings... Walked only 11 while adding 56 strikeouts, 10.2 per nine innings... Allowed only two runs once, and was not scored upon in eight of his outings.

2008: Is the first player from the 2007 draft to reach the AAA level... Began the season with Dunedin (A), making four starts, posting a 1.74 ERA and limiting Florida State League hitters to a .167 average... Was promoted to New Hampshire (AA) for his April 30th start, losing in his debut, however he would go on to post a 6-2 record in 18 starts with a 2.55 ERA... Continued to record excellent strikeout numbers with 87 in 77.2 innings, also limiting hitters to a .227 average at AA... In his final 10 starts at New Hampshire, was 6-1 with a 1.66 ERA... Finished the 2008 campaign with Syracuse (AAA), making six starts... Allowed five runs in his debut, then posted a 2-2 mark in his final five, with a 2.86 ERA... AAA hitters batted just .237 and he added 31 strikeouts in 30.2 innings... Overall posted an 8-5 record with a 2.88 ERA at all three levels with a strikeout rate of 9.8.

2009: Began his career with three consecutive quality starts, posting a 1.80 ERA over that span… Made his **Major League debut** on May 5 vs. CLE… Received a no-decision (6.0IP, 6H, ER, 6K) in a 10-6 win… Became the first American League pitcher to strike out six or more batters without a walk in his major-league debut since Robinson Checo of the Red Sox did it in 1997 against the Yankees… Had a streak of 18 consecutive scoreless innings from July 10-26… Had a 16-inning streak earlier in the season… Was one of five pitchers to make their ML debut as a starter for the Blue Jays (Romero, Ray, Mills, Rzepczynski)… It surpassed the four that made debut's in club's inaugural season of 1977 (Jerry Garvin, Jeff Byrd, Jim Clancy & Mike Darr)… Was the first player from the 2007 draft for the Blue Jays to reach the Major Leagues… Overall made 18 appearances (17 starts) in his rookie campaign in two different stints with the Club in 2009.

PITCHERS AT THE PLATE

The Blue Jays never had a pitcher bat in a regular season game in their first 20 seasons.

In 1997 with the introduction of INTER-LEAGUE PLAY, Blue Jays pitchers took their turn hitting. WOODY WILLIAMS became the first Blue Jays pitcher to come to bat and also had the first hit, a single, in his second at bat off Curt Schilling on June 13, 1997. ROGER CLEMENS had the other Blue Jays hit, a double off the right-field wall at Shea Stadium against the New York Mets on September 2, 1997. He came around to score the first run ever by a Blue Jays pitcher.

On June 21 at Montreal, Mark Hendrickson became the first Blue Jay to homer in interleague play (1R off KIM).

Regular Season	AVG	AB	R	H	2B	3B	HR	RBI	SH-SF	HP	BB	SO	SB	SLG	OBP
1977-96	.000	1	0	0	0	0	0	0	0-0	0	0	0	0	.000	.000
1997	.118	17	1	2	1	0	0	0	0-0	0	2	5	0	.176	.211
1998	.100	20	0	2	0	0	0	0	2-0	0	1	4	0	.100	.143
1999	.053	19	0	1	0	0	0	0	2-0	0	1	10	0	.053	.100
2000	.071	28	0	2	0	0	0	0	0-0	0	1	14	0	.071	.103
2001	.188	16	0	3	1	1	0	1	5-0	0	0	6	0	.375	.188
2002	.100	20	1	2	0	0	0	0	2-0	0	0	5	0	.100	.100
2003	.214	28	5	6	1	0	1	3	0-0	0	0	8	0	.357	.214
2004	.000	20	0	0	0	0	0	0	3-0	0	0	10	0	.000	.000
2005	.000	18	1	0	0	0	0	0	1-0	0	0	7	0	.000	.000
2006	.105	19	1	2	0	0	0	0	0-0	0	0	8	0	.105	.105
2007	.211	19	0	4	0	0	0	1	0-0	0	1	7	0	.211	.250
2008	.000	16	0	0	0	0	0	0	3-0	0	0	5	0	.000	.000
2009	.000	20	0	0	0	0	0	0	2-0	0	0	13	0	.000	.000
2010	.111	18	1	2	1	0	0	1	1-0	0	1	10	0	.167	.158
Totals	**.093**	**279**	**10**	**26**	**4**	**1**	**1**	**6**	**21-0**	**0**	**7**	**112**	**0**	**.125**	**.115**

COOPER, David

INFIELDER

28

NON-ROSTER

Birthdate . . . . . February 12, 1987
Opening Day Age 24
Birthplace. . . . . Stockton, CA
Residence . . . . . Stockton, CA
Bats/Throws . . . . . L/L
Height/Weight 6-0/200
Contract Status . . . . . signed thru 2011
M.L. Service 0.000

PERSONAL: David Fletcher Cooper... Single... Was a Louisville Slugger third-team All-American, batting .359 with a team leading 19 home runs & 55 RBI in 56 games at Cal-State Fullerton in his junior season... Was a semifinalist for the Dick Howser Trophy, USA Baseball's Golden Spikes Award & the Wallace Award... Was a member of the 2006 College World Series All-Tournament team... Flirted with a College World Series record with seven consecutive hits, tying Terry Francona (1980) & fell one hit short of the record held by Dave Magadan (1983) & Barry Bonds (1984)... Led all players at the 2006 World Series with a .533 average (8-for-15) including five RBI... Transferred to University of California for his final two collegiate seasons.

LAST SEASON: Spent the season at New Hampshire (AA), his second with the club... **POWER SURGE:** Doubled his previous career high in home runs, hitting 20, all coming from May through the end of the season... Collected 51 extra base hits (30 2B, 3B, 20 HR)... Hit a grand slam and added five RBI on May 25... Was one of three Fisher Cats to hit 20 or more home runs... **BEARING DOWN:** With runners in scoring position/2 outs batted .313 with a .967 OPS... Appeared in 128 games at first base.

DAVID COOPER

Numbers in bold – career high

Year	Club & League	AVG	G	AB	R	H	2B	3B	HR	RBI	SH-SF	HP	BB-IBB	SO	SB-CS	SLG	OBP	OPS
2008	Auburn (NYP)	.341	21	85	10	29	10	1	2	21	0-0	0	10-2	16	0-1	.553	.411	.964
	Lansing (Mid)	.354	24	96	15	34	10	0	2	17	0-0	0	10-0	14	0-0	.521	.415	.936
	Dunedin (FSL)	.304	24	92	10	28	9	0	1	13	0-0	0	10-1	16	0-0	.435	.373	.808
2009	New Hampshire (East)	.258	128	473	62	122	32	0	10	66	0-4	2	59-3	92	0-0	.389	.340	.729
2010	New Hampshire (East)	.257	132	498	59	128	30	1	20	78	0-2	1	52-1	74	0-0	.442	.327	.769
Minor Totals		.274	329	1244	156	341	91	2	35	195	0-6	3	141-7	212	0-1	.435	.348	.783

COOPER — TRANSACTIONS

- Selected by the Toronto Blue Jays in the 1st round (17 overall) of the June 2008 First Year Player Draft

PROFESSIONAL CAREER:

2008: Selected by the Toronto Blue Jays in the 1st round of the June Draft (17th overall) out of U of Cal-Berkley... Played on three different Clubs (Auburn-A, Lansing-A & Dunedin-A) in his first professional season... Combined to hit .333 (91-273) with five home runs & 51 RBI in 69 games between all three levels... Began the season with Auburn of the New York Penn League (A), hitting .345 (29-85) with 13 extra base hits (10-2B, 1-3B, 2-HR)... Had an 11-game hit streak from June 26-July 6 where he hit .422 (19-45) with 15 RBI over that span... Had a multi-RBI game in six of nine contests from June 26-July 4... Was promoted to Lansing of the Midwest League (A) on July 9... In 24 contest with Lansing, hit .354 (34-96) with 12 extra base hits (10-2B & 2-HR)... Began his tenure with Lansing on a 12 game hit streak from July 9-21 where he batted .400 (20-50) with nine RBI... On Aug. 7 was promoted to the Dunedin Blue Jays of the Florida State League (A)... In 24 games as a Blue Jay, hit .304 (28-92) with one home runs & 13 RBI.

2009: Spent his first full season at the AA level with New Hampshire of the Eastern League... Led the Fisher Cats with 32 doubles, a figure which also ranked him T-6th in the Eastern League... His .258 average was the highest total on the New Hampshire club and his 184 total bases ranked 3rd on the club... Played in 92 games as a first baseman and 36 as a DH... Made 10 errors in 879 chances for a .989 fielding percentage... Had his best month in August, batting .284 with nine doubles, four home runs 15 RBI, and 21 walks... Posted two hit streaks over the course of the season of seven games, and recorded seven games of three hits or greater, including one four-hit contest.

MOST HOME RUNS HIT IN 3 GAME SERIES

The Blue Jays hit 13 home runs in a three-game series sweep in Boston on Sept. 28-30, 2009. That's a Toronto record for home runs in a three-game series against any team and a Red Sox record for home runs allowed in a three-game set versus any opponent.

CORDERO, Chad

PITCHER

32

NON-ROSTER

Birthdate . . . . . March 18, 1982
Opening Day Age 29
Birthplace. . . . . Upland, CA
Residence . . . . . Huntington Beach, CA
Bats/Throws . . . . . R/R
Height/Weight 6-0/220
Contract Status . . . . . signed thru 2011
M.L. Service 5.073

PERSONAL: Chad Patrick Cordero… Married... Nicknamed "Chief" by college teammate Jon Smith… 2000 graduate of Don Lugo (CA) High in Chino… Played college ball at Cal State Fullerton… As a junior, went 5-1 with 8 saves and a 1.58 ERA in 40 games out of the bullpen in 2003 for the Titans… In 3 college seasons, went 12-8 with 34 saves and a 2.09 ERA in 111 career games… 34 career saves set a CS Fullerton record…in 2003, earned first-team All-Big West honours and was named 3rd-team All-America by Collegiate Baseball…led CSF to the College World Series in 2001 & 2003.

LAST SEASON: Began the season with Tacoma (AAA) of the Pacific Coast League... Went 6-8 in save opportunities, while striking out 22 and walking on four in 19.2 innings... **BACK TO THE BIGS:** Had contract selected by SEA on June 3, making nine appearances in relief... Allowed two earned runs in his first six outings... **NEW YORK, NEW YORK:** On July 15 declared free agency after refusing assignment to minors... Was signed by the Mets on July 22 and sent to Buffalo (AAA) of the International League... Spent the balance of the season in Buffalo, pitching in 17 games, posting a 1.69 ERA... Fanned 14 in 16.0 IP... Combined, pitched to a 3.03 ERA in AAA, with six saves in 34 games.

CHAD CORDERO

Numbers in bold – career high

Year	Club & League	W-L	ERA	G	GS	CG	ShO	SV	IP	H	R	ER	HR	HB	BB-IBB	SO	WP	BK	OBA
2003	Brevard County (FSL)	1-1	2.05	19	0	0	0	6	26.1	17	8	6	1	1	10-0	17	0	0	.198
	WASHINGTON (NL)	1-0	1.64	12	0	0	0	1	11.0	4	2	2	1	0	3-1	12	1	0	.111
2004	WASHINGTON (NL)	**7**-3	2.94	69	0	0	0	14	**82.2**	68	28	27	8	1	**43**-4	**83**	5	0	.221
2005	WASHINGTON (NL)	2-**4**	1.82	74	0	0	0	**47**	74.1	55	24	15	9	2	17-2	61	0	0	.198
2006	WASHINGTON (NL)	**7-4**	3.19	68	0	0	0	29	73.1	59	27	26	13	3	22-5	69	0	0	.215
2007	WASHINGTON (NL)	3-3	3.36	**76**	0	0	0	37	75.0	75	31	28	8	0	29-3	62	5	1	.260
2008	Potomac (Caro)	1-0	0.00	2	1	0	0	0	2.0	1	0	0	0	0	0-0	2	0	0	.143
	WASHINGTON (NL)	0-0	2.08	6	0	0	0	0	4.1	6	1	1	0	0	3-1	5	1	0	.316
2009	Everett (NOR)	0-2	11.74	8	0	0	0	1	7.2	13	10	10	2	0	2-0	7	1	0	.406
2010	Tacoma (PCL)	0-1	4.12	17	0	0	0	6	19.2	19	11	9	2	0	4-0	22	1	0	.250
	Buffalo (Int)	1-1	1.69	17	0	0	0	0	16.0	15	4	3	0	0	5-1	14	1	0	.254
	SEATTLE (AL)	0-1	6.52	9	0	0	0	0	9.2	10	7	7	1	1	5-0	6	1	0	.312
Minor Totals		3-6	3.79	69	7	0	0	13	78.1	75	38	33	5	1	24-1	70	4	0	.259
NL TOTALS		20-14	2.78	305	0	0	0	128	320.2	267	113	99	39	6	117-16	292	12	1	.222
MAJOR TOTALS		20-15	2.89	314	0	0	0	128	330.1	277	120	106	40	7	122-16	298	13	1	.224

ALL-STAR GAME RECORD

Year	Club & League	W-L	ERA	G	GS	CG	ShO	SV	IP	H	R	ER	HR	HB	BB-IBB	SO	WP	BK
2005	NL at DET	0-0	0.00	1	0	0	0	0	0.1	0	0	0	0	0	0-0	1	0	0

WORLD BASEBALL CLASSIC

Year	Club & League	W-L	ERA	G	GS	CG	ShO	SV	IP	H	R	ER	HR	HB	BB-IBB	SO	WP	BK
2006	United States	0-0	0.00	2	0	0	0	0	1.1	0	0	0	0	0	0-0	2	0	0

CORDERO — TRANSACTIONS

- Selected by the Montreal Expos in the 1st round (20th overall) of the 2003 First Year Player Draft
- On disabled list (right shoulder tendonitis) March 27-April 13, 2008
- On disabled list (tear in right dorsi muscle) April 30-remainder of season, 2008
- Signed by the Seattle Mariners on March 13, 2009
- On disabled list (right shoulder tendonitis) April 9-August 14, 2009; included rehabilitation assignmnet at Tacoma (AAA) July 14-August 13
- Signed by the Seattle Mariners on January 8, 2010
- Signed by the New York Mets on July 21, 2010
- Signed by the Toronto Blue Jays on January 4, 2011

GAME HIGHS — CORDERO, Chad

ML Debut	Aug. 30, 2003 at FLA	**ER Allowed**	5 - 2 times, last Jul. 9, 2006 vs. SD
Innings Pitched:		**HR Allowed**	2 - 5 times, last Jul. 9, 2006 vs. SD
Starter	None	**Low Hit CG**	None
Reliever	3.0 - Sept. 18, 2004 at PHI	**Last Win**	Sept. 2, 2007 vs. SF
Walks:		**Last Save**	Sept. 29, 2007 at PHI
Starter	None	**Last CG**	None
Reliever	3 - 4 times, last May 11, 2006 at CIN	**Last ShO**	None
Strikeouts:		**Last Start**	None
Starter	None	**Last Relief App.**	Jul. 9, 2010 vs. NYY
Reliever	5 - Sept. 4, 2004 vs. ATL	**Longest Win Streak**	3G - Jul. 1-6, 2006
Hits Allowed	6 - Jul. 9, 2006 vs. SD	**Longest Losing Streak**	4G – Apr. 21-Sept. 11, 2005
Runs Allowed	5 - 3 times, last Aug. 24, 2007 at COL	**Scoreless Innings Streak**	17.1 - Jun. 2-Jul. 2, 2005

FIELDING

CORDERO, Chad — P

Year	PCT	G	PO	A	E	TC	DP
2003	1.000	12	2	0	0	2	0
2004	1.000	69	3	5	0	8	1
2005	.750	74	2	4	2	8	0
2006	.929	68	2	11	1	14	0
2007	1.000	76	0	3	0	3	0
2008	-	6	0	0	0	0	0
2010	-	9	0	0	0	0	0
Total	.914	314	9	23	3	35	1

CHAD CORDERO — MILESTONES

Category		Date	Opponent	Notes
Win	1	Sept. 20, 2003	at New York (NL)	Relief - 1.0 IP, H, BB
Save	1	Sept. 18, 2003	at New York (NL)	1.0 IP, 2K
	100	June 12, 2007	at Baltimore	0.2 IP

PROFESSIONAL CAREER:

2003: Began the year with Cal State Fullerton, went to the College World Series, signed his first professional contract, made a brief tour of Single-A ball before making his major league debut with the Expos in late August… Had contract purchased from Brevard County (A) on Aug. 29… Worked scoreless ball in 11 of his 12 appearances… Retired the first batter faced in each of his 12 big league appearances and retired all 8 of inherited baserunners… Made his **Major League debut** Aug. 30 at Florida… Notched his **first big league save** Sept. 18 at New York (NL)… First career save came when he was 21 years and 184 days.

2004: Led Expos relievers in wins, games finished (40) and saves… Fanned more than a batter per inning (83 SO in 82.2 innings)… Limited opposing batters to a team-best .221 batting average against… Led all MLB rookies in ERA and batting average against… Ranked among NL Rookie leaders in wins (T3rd), saves (2nd), games (T2nd), innings (3rd with 82.2) and strikeouts (2nd with 83)…Converted 11 consecutive save opportunities from June 19-Aug. 12… Pitched the 9th inning on Sept. 29 vs. Florida and thus, is the last member of the Expos to retire a batter in Montreal… Dedicated his game cap to the National Baseball Hall of Fame in Cooperstown.

2005 : Led MLB with 47 saves in first complete season as a closer… Recorded 15 saves in June, matching MLB record for saves in a single month (also: Lee Smith - June of 1993 and John Wetteland - June 1996)… Named NL Pitcher of the Month and DHL Delivery Man fro June… Went 0-0 with 15 saves and a 0.00 ERA in 16 June appearances (16.1 IP)… Set franchise record by converting 26 consecutive save opportunities, April 26-July 2… Earned a save in 15 consecutive appearances from June 5-July 2… At 58 percent, Cordero led the NL in saving the highest percentage of his team's wins (47 of 81)… Among NL leaders in save opportunities (1st, 54), relief ERA (3rd, 1.82) and relief batting average against (5th, .198)… Earned the save in an NL-leading 22 games decided by one run… Won NL Rolaids Relief Man Award with 125 points (3 more than MIL's Derrick Turnbow).

2006: Notched 29 saves in 33 opportunities (88%)… Ranked 5th in the NL in save percentage… 29 saves ranked 8th in the NL… On Sept. 3, had a busy day, as he pitched in both games of daynight doubleheader vs. Arizona… Fired 3.0 scoreless innings, retired 9 of 10 batters faced, fanned 5, and notched a win in the afternoon, as well as a save in the evening.

2007: Successfully converted over 80 percent of save opportunities for the third consecutive season (37-for-46, 80%)… Posted 37 saves to rank 5th in the NL…From May 15 through season's end, went 3-3 with 33 saves (in 38 opportunities)… Recorded 100th career save on June 12 at Baltimore (25 years, 86 days)… Became the 2nd-youngest pitcher in MLB history to reach the 100-save plateau (only LAA's Francisco Rodriguez—at 24 years, 246 days—was younger).… Notched save and threw the final pitch in 1047th and final big league game at RFK Stadium, a 5-3 win, Sept. 23 vs. Philadelphia… Worked exactly 1.0 inning in 36 of 37 saves.

2008: Began season on 15-Day DL (right shoulder tendinitis)… Made season debut on April 13 vs. Atlanta, allowing one hit and 2 walks in 0.2 scoreless innings… Was shut down after experiencing pain in right shoulder during an appearance on April 29 vs. Atlanta… Placed on 15-Day DL on May 2, retroactive to April 30, with a tear of his right dorsi muscle… Underwent successful season-ending right shoulder surgery (torn labrum) performed by Dr. Lewis Yocum in Los Angeles, CA on July 8, 2008.

2009: Signed with Seattle as a minor league free agent on March 12, 2009… Rehabed right shoulder in extended spring training… Made season debut July 14 with the Arizona League Mariners… Made 14 appearances with the AZL Mariners (R) and Everett (A).

d'ARNAUD, Travis

CATCHER

15

NON-ROSTER

Birthdate . . . . . February 10, 1989
Opening Day Age 22
Birthplace. . . . . Long Beach, CA
Residence . . . . . Long Beach, CA
Bats/Throws . . . . . R/R
Height/Weight 6-2/195
Contract Status . . . . . signed thru 2011
M.L. Service 0.000

PERSONAL: Travis E. d'Arnaud... Single... Attended Lakewood High School in California... Was a three-time All-American at Lakewood High School from 2005-2007... Was signed and scouted by Tim Kissner when with the Phillies... At the beginning of 2010 was ranked as Toronto's 4th best prospect (81st overall) by Baseball America.

LAST SEASON: Spent the season with Dunedin of the Florida State League (A) in his first season in the Blue Jays organization... **OUT OF THE GATE:** Earned Player of the Week honours, ending Apr. 18... Batted .328 woth five doubles and three home runs in April... **BACK WOES:** Did not play between Apr. 25-May 18, spending time on the disabled list with a herniated disk in his back... Returned to the lineup on May 19... **ALL-STAR:** Was selected to Mid-Season and Post-Season Florida State League teams... Hit lefties for a .353 average with a .924 OPS... With runners in scoring position batted .373 (22-59)... On May 28 hit a grand slam in a 5-0 win.

TRAVIS d'ARNAUD

Numbers in bold – career high

Year	Club & League	AVG	G	AB	R	H	2B	3B	HR	RBI	SH-SF	HP	BB-IBB	SO	SB-CS	SLG	OBP	OPS
2007	Phillies (Gulf)	.241	41	141	18	34	3	0	4	20	0-2	4	4-0	23	4-2	.348	.278	.626
2008	Williamsprt (NYP)	.309	48	175	21	54	13	1	4	25	0-3	1	18-2	29	1-2	.463	.371	.834
	Lakewood (SAL)	.297	16	64	12	19	5	0	2	5	0-0	1	5-0	10	0-0	.469	.357	.826
2009	Lakewood (SAL)	.255	126	482	71	123	38	1	13	71	0-9	8	41-1	75	8-4	.419	.319	.738
2010	Dunedin (FSL)	.259	71	263	36	68	20	1	6	38	0-5	4	20-1	63	3-1	.411	.315	.726
Minor Totals		.265	302	1125	158	298	79	3	29	159	0-19	18	88-4	200	16-9	.418	.323	.741

d'ARNAUD — TRANSACTIONS

- Selected by the Philadelphia Phillies in the 1st round (supplemental - 37th overall) in the June 2007 First Year Player Draft
- Traded to the Toronto Blue Jays along with RHP Kyle Drabek and OF Michael Taylor in exchange for RHP Roy Halladay and cash considerations on December 16, 2009

PROFESSIONAL CAREER:

2007: Made his professional debut with the GCL Phillies, appearing in 41 games, adding four home runs in 141 at-bats... Began his career with a six-game hitting streak, batting .444 (8/18)... Had nine-multi-hit games and recorded a two-home run contest on Aug. 15.

2008: Began the season with Williamsport (Short Season-A) in the New York Penn League... Appeared in 48 games, batting .309 with 18 extra-base hits and 18 walks... Was promoted to Lakewood (A) in the South Atlantic League on Aug. 15 and spent the balance of the season with the BlueClaws... In 16 games at Lakewood, he added seven extra-base hits to go with a .297 average... Combined he posted a .305 average with 18 doubles, one triple, six home runs and 30 RBI.

2009: Spent the season with Lakewood (A) in the South Atlantic League, his first full season in professional baseball... Posted 52 extra-base hits in 126 games... His 38 doubles were T-1st in the South Atlantic League, while his 71 home runs ranked 9th... Batted .299 (67/224) with 25 doubles from July thru end of season... Recorded a 15-game hitting streak from July 8-24, batting .379 (25/66) and adding 12 doubles.

MINOR LEAGUE PLAYER OF THE YEAR

The following is a list of Toronto minor league players that have been named Minor League Player of the Year:

PLAYER/POSITION	YEAR	PUBLICATION	CLUB	STATS
Carlos Delgado/C	1992	USA Today Baseball Wkly	Dunedin (A)	30HR, 100RBI, .324BA
Derek Bell/OF	1991	Baseball America	Syracuse (AAA)	13HR, 93RBI, .346BA

DAVIS, Rajai

OUTFIELDER

11

Birthdate ..... October 19, 1980
Opening Day Age 30
Birthplace..... Norwich, CT
Residence..... East Lyme, CT
Bats/Throws ..... R/R
Height/Weight 5-10/195
Contract Status ..... signed thru 2012
M.L. Service 3.167

PERSONAL: Rajai Lavae Davis… Married... Graduated from New London (CT) High School in 1999, playing baseball, basketball and football… Attended University of Connecticut at Avery Point (Groton, CT)... Was a part of the A's 2009 Holiday Caravan, which featured many public appearances around the Bay Area and a Christmas shopping event for children from the Henry Robinson Shelter in Oakland.

LAST SEASON: Was his 3rd season in an Athletics uniform... **CAREER HIGHS:** Set career highs in games played (143), runs (66), hits (149), doubles (28), home runs (5), RBI (52) and stolen bases (50)... Ranked 3rd in the majors in stolen bases... Is only the 5th Athletic to have two seasons of 40+ steals and finished 8th in A's history with 116 steals... Has a career stolen base pct of 80% in an A's uniform... Averaged 3.40 pitches per plate appearance, his lowest career total... T-3rd in four hit games in the AL with four and T-8th in infield hits with 29... Batted .304 vs. left-handed pitching... **BIG FINISHER:** Batted .313 in the 7th inning or later... Posted a .268 average before the break and .301 after... Now has a career .250 mark befroe the All-Star break and a .302 average after the break... Was 6-20 with a grand slam with the bases loaded, and is a career .395 hitter (15-38) with two grand slams in his career... Started 74 games in CF, 33 in LF and 26 in RF... **QUICK START:** Collected four multi-hit games in the A's first five games, joining Mark Kotsay as the only other A's player to accomplish the feat... Had a 14-game hit streak vs. TEX snapped on May 13... Stole a career high three bases, May 26 at BAL... Led the majors with 12 stolen bases in May... Had an 11-game hit streak from June 3-19, and posted a career high 0-19 streak from June 19-29.

RAJAI DAVIS

Numbers in bold – career high

Year	Club & League	AVG	G	AB	R	H	2B	3B	HR	RBI	SH-SF	HP	BB-IBB	SO	SB-CS	SLG	OBP	OPS
2001	Williamsport (NYP)	.083	6	12	1	1	0	0	0	0	0-0	0	2-0	4	0-1	.083	.214	.297
	Pirates (GCL)	.262	26	84	19	22	1	0	0	4	3-1	1	13-0	26	11-3	.274	.364	.638
2002	Pirates (GCL)	.384	58	224	38	86	16	5	4	35	0-3	3	20-0	25	24-6	.554	.436	.990
	Williamsport (NYP)	.000	1	4	0	0	0	0	0	0	0-0	0	0-0	1	0-0	.000	.000	.000
	Hickory (SAL)	.429	6	14	4	6	0	0	0	3	1-0	1	6-0	2	2-2	.429	.619	1.048
2003	Hickory (SAL)	.305	125	478	84	146	21	7	6	54	8-2	6	55-0	65	40-13	.416	.383	.799
2004	Lynchburg (Caro)	.314	127	509	91	160	27	7	5	38	4-0	2	59-2	60	57-15	.424	.388	.812
2005	Altoona (East)	.281	123	499	82	140	22	5	4	34	6-1	12	43-2	76	45-9	.369	.351	.720
2006	Indianapolis (Int)	.283	100	385	53	109	17	1	2	21	2-0	3	27-0	59	45-13	.348	.335	.683
	PITTSBURGH (NL)	.143	20	14	1	2	1	0	0	0	1-0	0	2-0	3	1-3	.214	.250	.464
2007	Indianapolis (Int)	.318	53	211	31	67	12	4	4	30	2-2	3	21-0	25	27-9	.469	.384	.853
	PITTSBURGH (NL)	.271	24	48	6	13	2	1	0	2	1-1	0	7-0	3	5-2	.354	.357	.711
	SAN FRANCISCO (NL)	.282	51	142	26	40	9	1	1	7	2-0	4	14-1	25	17-4	.380	.363	.743
2008	SAN FRANCISCO (NL)	.056	12	18	2	1	0	0	0	0	0-0	0	1-0	6	4-0	.056	.105	.161
	OAKLAND (AL)	.260	101	196	28	51	5	4	3	19	2-1	1	7-0	34	25-6	.372	.288	.660
2009	OAKLAND (AL)	.305	125	390	65	119	27	**5**	3	48	2-4	7	**29**-0	70	41-12	.423	.360	.783
2010	OAKLAND (AL)	.284	**143**	525	**66**	**149**	**28**	3	**5**	**52**	1-5	4	26-0	**78**	**50**-11	.377	.320	.697
Minor Totals		.305	625	2420	403	737	116	29	25	219	26-9	31	246-4	343	251-71	.407	.375	.782
AL TOTALS		.287	369	1111	159	319	60	12	11	119	5-10	12	62-0	182	116-29	.392	.329	.721
NL TOTALS		.252	107	222	35	56	12	2	1	9	4-1	4	24-1	37	27-9	.338	.335	.672
MAJOR TOTALS		.281	476	1333	194	375	72	14	12	128	9-11	16	86-1	219	143-38	.383	.330	.713

HOME RUN BREAKDOWN

			ONE GAME									
Total	H	A	2	3	4	GS	LO	XN	IP	PH	RHP	LHP
12	6	6	0	0	0	2	0	0	0	0	7	5

DAVIS — TRANSACTIONS

- Selected by the Pittsburgh Pirates in the 38th round of the 2001 First Year Player Draft
- On disabled list (sore right wrist) July 14-23, 2006
- Traded to the San Francisco Giants along with a player to be named later (RHP Stephen Macfarland) in exchange for RHP Matt Morris on July 31, 2007
- Claimed on waivers by the Oakland Athletics on April 23, 2008
- Traded to the Toronto Blue Jays in exchange for RHP Trystan Magnuson and RHP Daniel Farquhar on November 17, 2010

GAME HIGHS — DAVIS, Rajai

ML Debut	Aug. 14, 2006 vs. MIL	**RBI**	5 - Jul. 10, 2010 vs. LAA
Runs	4 - Aug. 10, 2007 vs. PIT	**Stolen Bases**	3 - May 26, 2010 at BAL
Hits	4 - 5 times, last Sept. 30, 2010 at SEA	**Last ML Home Run**	Aug. 2, 2010 vs. KC
Doubles	2 - 2 times, last Jul. 10, 2010 vs. LAA	**Longest Hitting Streak**	14G - Sept. 13-26, 2009
Home Runs	1 - 12 times, last Aug. 2, 2010 vs. KC	**Longest Hitless Streak**	19AB - Jun. 19-29, 2010

FIELDING

DAVIS, Rajai — 2B

Year	PCT	G	PO	A	E	TC	DP
2008	-	1	0	0	0	0	0

DAVIS, Rajai — OF

Year	PCT	G	PO	A	E	TC	DP
2006	-	1	0	0	0	0	0
2007	1.000	62	131	3	0	134	0
2008	.994	92	156	4	1	161	2
2009	.986	116	265	8	4	277	1
2010	.987	140	294	5	4	303	2
Total	.990	411	54	20	9	875	5

RAJAI DAVIS — MILESTONES

Category		Date	Opponent	Pitcher	Notes
Hit	1	Aug. 29, 2006	Chicago (NL)	Zambrano	PH-2B
Home Run	1	Aug. 17, 2007	at Florida	Olsen	2R
Grand Slam (2)	1	Sept. 5, 2008	at Baltimore	Bierd	8th inning
	2	July 7, 2010	Los Angeles (AL)	Kazmir	3rd inning
RBI	1	June 22, 2007	at Los Angles (AL)	Saunders	single
Stolen Base	1	Aug. 16, 2006	Milwaukee	Helling C-Rivera	2nd base
	100	Apr. 17, 2010	Baltimore	Guthrie C-Wieters	2nd base

PROFESSIONAL CAREER:

2001: Began his professional career with rookie-league Williamsport, before spending the remainder of the season with the Gulf Coast League Pirates.

2002: Was named Topps Gulf Coast League Player of Year, while also being named to the GCL All- Star team… Hit .380 with 16 doubles, five triples, four home runs, 38 RBI and 26 stolen bases in 55 minor league games, while splitting his campaign between the GCL Pirates, Single-A Williamsport and Single-A Hickory… Led the GCL in average (.384), at bats (224), hits (86), on-base percentage (.436) and total bases (124)… Tied for the league lead in extra-base hits (25) and finished third in stolen bases (24) and second in slugging (.554)… Paced Pittsburgh farmhands in average and on-base percentage (.444)… Finished season with South Atlantic League champion Hickory club.

2003: Was named to the South Atlantic League postseason All-Star team while playing for Single-A Hickory… Ranked third among league leaders in stolen bases (40), hits (146) and runs (84)… Also finished seventh in batting (.305)… Tied for the lead among Bucco farmhands in triples (7), ranked third in runs and tied for second in hits… Established minor league career highs in home runs (6) and RBI (54).

2004: Earned Carolina League mid- and post-season All-Star honors for Single-A Lynchburg… Paced the league in average (.314), runs (91), hits (160) and stolen bases (57)… Became the first Lynchburg player since Lenny Dykstra in 1983 to lead the league in stolen bases.

2005: Made his debut on Pittsburgh's 40-man roster… Spent the season with Double-A Altoona and earned mid-season Eastern League All-Star honors…shared the Eastern League lead in stolen bases (45) and ranked fifth in runs (82)… Led the club in games (123), hits (140) and at-bats (499)… Shared the team lead in stolen bases while also equaling the Curve's single-season club record… Hit .292 with a home run and three RBI in 19 games with Guasave of Mexican Winter League.

2006: Spent the majority of his season with Indianapolis… Finished second in the International League in stolen bases (45)…was recalled by Pittsburgh Aug. 14 and went 0 for 1 in **Major League debut** that night against Milwaukee (flied out as a pinch hitter)… Walked and swiped his first Major League base Aug. 16 against Milwaukee… Snapped a 0 for 5 start to his career with a pinch double off Chicago's Carlos Zambrano Aug. 29 and also scored his first big-league run… Participated in the Venezuelan Winter League and hit .227 with four RBI and six stolen bases in 15 games with Car

2007: Split the year between the Pirates organization and the Giants… Opened his campaign at Triple- A Indianapolis, before being called up to Pittsburgh in June and traded to San Francisco at the end of July… Was acquired by the Giants at the July 31 trade deadline with a player to be named later (RHP Stephen Macfarland) in exchange for RHP Matt Morris… Appeared in 75 Major League contests overall, batting .279 with one home run, nine RBI and 22 steals (in 28 attempts)… With San Francisco, he hit at .282 clip with one home run, seven RBI and 17 steals (21 attempts)… Hit safely in 27 of his 33 starts with the Giants (31 in center field, one in left field, one in right field)… After joining the Giants Aug. 1, his 17 stolen bases were the sixth highest total in the National League… Hammered his first career home run Aug. 17 at Florida, a two-run shot off Scott Olsen… Including his time with the Pirates, he batted .299 over his last 64 ML contests… Hit .271 with two RBI and five steals in 24 contests (12 starts, all in center field) with the Bucs, having been called up from the minors June 5…hit .318 in 53 contests with Indianapolis, recording 27 steals… With the glove, he did not commit an error in majors, handling 134 total chances (3 assists) while playing all three outfield positions.

2008: Was claimed by the A's off waivers from San Francisco April 23 and went on to steal a team leading 25 bases with Oakland…had four stolen bases with the Giants, giving him 29 overall, which tied for 17th in the majors… His 29 steals in 226 plate appearances tied for fourth most in the Major Leagues since 1900 among players with 250 or fewer plate appearances… They were the most since Rex Hudler had 29 steals in 229 plate appearances with Montreal in 1988… Had 207 plate appearances with Oakland and only three players

MOST STOLEN BASES IN MAJORS OVER LAST TWO SEASONS

1.	Michael Bourn	113-SB
2.	Carl Crawford	107-SB
3.	Juan Pierre	98-SB
4.	**Rajai Davis**	**91-SB**
5.	Chone Figgins	84-SB
	B.J. Upton	84-SB

in Athletics history had more steals with 250 or fewer plate appearances… Larry Lintz had 31 steals in four plate appearances in 1976, Herb Washington had 29 in zero in 1974 and Matt Alexander had 26 in 47 in 1977… Was successful in 25 of his 31 (80.6%) attempts with Oakland, which was the eighth best percentage in the American League … Went 1 for 18 (.056) in 12 games with San Francisco and then hit .260 in 101 games with Oakland for a .243 batting average, three home runs and 19 RBI in 113 games overall… Hit .250 (33 for 132) against right-handed pitching and .232 (19 for 82) with two of his three home runs against left-handers… Batted .271 on the road with all three of his home runs compared to .215 at home… Had a .304 average with runners in scoring position and two outs and was 5 for 9 (.556) with a home run and 11 RBI with the bases loaded… Pinch ran 28 times overall and had eight stolen bases and 10 runs scored as a pinch runner... Was on the Opening Day roster for San Francisco but was designated for assignment April 20… Was claimed off waivers April 23 and spent the remainder of the season with the A's… Went 3 for 4 with a triple in his Oakland debut April 24, a start in center field against Minnesota… Made his Major League second base debut June 18 at Arizona in the eighth inning but did not have any chances… Was his first appearance in the infield since playing two games at second base for Single-A.

2009: Began the season as the A's fourth outfielder but played himself into a starting role in center field and ended up hitting .305 in 125 games...Started 11 of the A's 48 games through May 31 and hit .146 with no extra base hits and no RBI in 25 games over that span... Then started 86 of the final 114 games and batted .324 with 27 doubles, five triples, three home runs and 48 RBI in 100 games over that stretch... Had the 4th best batting average in the American League from June 1 through the end of the season... Overall, he ranked 5h in the AL with a career-high 41 stolen bases... Became the 9th player (24th time) in Oakland history steal 40 bases in a season... Was the first to do it since Rickey Henderson had 66 in 1998... Lled the A's in stolen bases for the second consecutive season and also topped the club with five triples... Hit .325 after the All-Star Break and tied for the Major League lead with 30 stolen bases... Had a .338 batting average when leading off an inning, .324 with runners in scoring position, .316 against left-handed pitching, .316 at home and .306 at night... Was 4 for 7 (.571) with a double, triple, walk, hit by pitch, sacrifice fly and 11 RBI with the bases loaded... Batted .304 in 113 games as a center fielder, which also ranked second best in the AL (Span, MIN .318)... Started a team-leading 93 games in center field and also had four starts in right field... Had eight assists, which ranked third among AL center fielders, but also committed four errors, which tied for third most.

HITTING FOR THE CYCLE

FOR TORONTO:

PLAYER	OPP	DATE & SITE
Kelly Gruber	(vs. KC)	April 16, 1989 Exhibition Stadium
Jeff Frye	(vs. TEX)	August 17, 2001 SkyDome

FOR OPPONENTS:

PLAYER	OPP	DATE & SITE
Mike Cubbage	(Twins)	July 27, 1978 Metropolitan Stadium
Rich Gedman	(Boston)	September 18, 1985 Fenway Park
George Brett	(Royals)	July 25, 1990 SkyDome

What Gruber Did: Went 4-4 with a career high 6 RBI... Homered in the first inning against Floyd Bannister, had a 2-run double in the second inning also against Bannister... In the seventh inning, he notched a two-run triple versus Tom Gordon... In the ninth, Gruber had an RBI single off Jerry Don Gleaton to complete the cycle.

What Frye Did: Went 4-4 with three RBI to tie his career high... Tripled in the second inning off Darren Oliver and then doubled in the fifth inning, again off Oliver... In the sixth hit a two run home run off Pat Mahomes... In the seventh inning facing Kevin Foster, hit an RBI single to right center to complete the cycle... Is just the second ninth hitter to hit for the cycle since 1978, the last was Charlie Moore for Milwaukee at California on October 1, 1980.

LEADING OFF

The most leadoff home runs in one season:

Six Times: Devon White (1991)-Club Record

Five Times: Devon White (1992), Devon White (1993)

Four Times: Devon White (1994), Shannon Stewart (2000), Jose Cruz Jr. (2001), Frank Menechino (2004), Alex Rios (2006 & 2007), Fred Lewis (2010)

DIAZ, Jon

INFIELDER

68

NON-ROSTER

Birthdate . . . . . April 10, 1985
Opening Day Age 26
Birthplace. . . . . Miami Beach, FL
Residence . . . . . .Dunedin, FL
Bats/Throws . . . . . R/R
Height/Weight 5-9/165
Contract Status . . . . . signed thru 2011
M.L. Service 0.000

PERSONAL: Jonathan Diaz... Single... Selected by the Toronto Blue Jays in the 12th round of the 2006 draft... Signed by Marc Tramuta.

LAST SEASON: Split time between New Hampshire (AA) and Las Vegas (AAA) for the second consecutive season... **MR. VERSATILITY:** For New Hampshire, appeared in 51 games at shortstop, 45 at second base, and one at thrid base... In Las Vegas appeared in all 28 games at shortstop... **WALK THIS WAY:** Drew 53 walks in only 312 at-bats at New Hampshire, while striking out only 48 times... Has produced more walks than strikeouts in his five year career... **BIG DAYS:** Had six games of three or more hits for New Hampshire, including a four-hit day (all doubles) on May 26 at New Britain... Added another four-hit effort (double, home run) on Sept. 2 at Sacramento... Homered on back-to-back days for Las Vegas on Sept. 2/3... **LIKES THE LEFTIES:** Overall batted .302 vs. lefthanded pitching (29-96), as opposed to .219 vs. righthanded pitchers (68-310).

JON DIAZ

Numbers in bold – career high

Year	Club & League	AVG	G	AB	R	H	2B	3B	HR	RBI	SH-SF	HP	BB-IBB	SO	SB-CS	SLG	OBP	OPS
2006	Auburn (NYP)	.200	73	220	34	44	7	0	1	26	10-2	12	30-2	55	5-5	.245	.326	.571
2007	Lansing (Mid)	.246	120	357	65	88	19	6	1	51	17-2	15	82-0	55	8-2	.342	.406	.748
2008	Dunedin (FSL)	.171	44	105	9	18	2	0	1	12	2-2	7	25-0	23	1-6	.219	.360	.579
	New Hampshire (East)	.200	24	60	11	12	1	1	0	4	2-1	0	18-0	15	0-0	.250	.380	.630
2009	Las Vegas (PCL)	.150	29	80	15	12	0	0	0	4	7-0	3	14-0	13	0-0	.150	.299	.449
	New Hampshire (East)	.214	65	182	22	39	9	0	1	14	4-0	3	34-0	32	3-4	.280	.347	.627
2010	New Hampshire (East)	.231	99	312	48	72	20	1	0	33	8-3	9	53-0	48	4-2	.301	.355	.656
	Las Vegas (PCL)	.266	28	94	20	25	3	0	2	10	10-1	0	8-0	18	1-0	.362	.320	.682
Minor Totals		.220	482	1410	224	310	61	8	6	154	60-11	49	264-2	259	22-19	.287	.359	.647

DIAZ — TRANSACTIONS

- Selected by the Toronto Blue Jays in the 12th round of the 2006 First Year Player Draft

PROFESSIONAL CAREER:

2006: Made his professional debut with Auburn of the New York Penn League, playing in 73 games... Hit his first professional home run, a three-run shot off Kyle Mura in the 6th inning.

2007: Batted .246 in 120 games for Lansing (A), with 26 extra base hits... Walked 82 times, posting a .406 on base percentage to lead the Midwest League... Has his best month in Sept., batting .275 with six doubles and three triples.

2008: Began the season in Dunedin (A) and split time between Dunedin and New Hampshire (AA)... Made his debut at AA on May 18 as a pinch runner... In total appeared in 44 games at Dunedin and 24 for New Hampshire... Walked 43 times in 165 at-bats.

2009: Reached AAA for the first time with las Vegas of the Pacific Coast League... Did not collect a hit for Las Vegas in his first six games, starting 0-20 before registering an RBI-single... Batted a combined .195 with nine doubles, one home run, yet collected 48 walks.

CALL IT A DRAW

The Blue Jays have played three tie games in their history. The first one was on May 13, 1984 at Cleveland. With one out in the top of the 8th inning, the rains came and play could not resume with the score tied at 4-4. The game had to be completely replayed as part of a TWDH on August 15. The second occurrence was in Cleveland on August 26, 1986. Play was halted after nine innings due to rain with the scored tied at 6-6. The game was completely replayed as part of an August 27 TWDH. The third time was on April 26, 1998 after six innings. The Blue Jays and White Sox were tied at 5-5 when the rains came and cancelled the game in Chicago. The game was completely replayed on July 15 as part of a TWDH. Though the games were rained out, the statistics from the games were entered into the books.

DOTEL, Octavio

PITCHER

35

Birthdate . . . . . November 25, 1973
Opening Day Age 37
Birthplace. . . . . Santo Domingo, DR
Residence . . . . . Santo Domingo, DR
Bats/Throws . . . . . R/R
Height/Weight 6-6/230
Contract Status . . . . . signed thru 2011
M.L. Service 11.113

PERSONAL: Octavio Eduard Dotel... Married with one child... Is a graduate of Liceo Eansino Afuera High School in Santo Domingo, D.R... His brother, Angel, was a third baseman and outfielder in the Los Angeles Dodgers organization.

LAST SEASON: Sigend as a free agent by Pittsburg on Jan. 21, 2010... Was traded to the Dodgers on July 31 for RHP James McDonald and OF Andrew Lambo... Acquired by Colorado on Aug. 18 for a player to named later... **SAVING THE DAY:** Overall recorded 22 saves, his most since recording 36 in 2004... His save on Apr. 10 at ARI was his fiirst since July 9, 2008 at KC... Recorded his 1000th strikeout on Aug. 26 at MIL... **TOUGH ON RIGHTIES:** Held right-handed hitters to a .166 average (24-145)... Had a stretch where righties were held to a 1-30 mark.

OCTAVIO DOTEL

Numbers in bold – career high

Year	Club & League	W-L	ERA	G	GS	CG	ShO	SV	IP	H	R	ER	HR	HB	BB-IBB	SO	WP	BK	OBA
1993	DSL (DSL)	6-2	4.10	15	11	0	0	0	59.1	46	30	27	1	6	38-0	48	6	3	.220
1994	DSL (DSL)	5-0	4.32	15	14	1	0	0	81.1	84	53	39	12	0	31-0	95	7	1	.256
1995	Mets (GCL)	7-4	2.18	13	12	2	0	0	74.1	48	23	18	0	5	17-1	86	9	0	.178
	St. Lucie (FSL)	1-0	5.63	3	0	0	0	0	8.0	10	5	5	1	0	4-0	9	2	0	.323
1996	Capital City (SAL)	11-3	3.59	22	19	0	0	0	115.1	89	49	46	7	7	49-0	142	12	4	.212
1997	Mets (GCL)	0-0	0.96	3	2	0	0	1	9.1	9	1	1	0	1	2-0	7	0	2	.250
	St. Lucie (FSL)	5-2	2.52	9	8	1	1	0	50.0	44	18	14	2	1	23-0	39	5	1	.235
	Binghamton (East)	3-4	5.98	12	12	0	0	0	55.2	66	50	37	5	0	38-1	40	2	1	.293
1998	Binghamton (East)	4-2	1.97	10	10	2	1	0	68.2	41	19	15	4	0	24-1	82	0	1	.175
	Norfolk (Int)	8-6	3.45	17	16	1	0	0	99.0	82	47	38	9	2	43-1	118	9	1	.221
1999	Norfolk (Int)	5-2	3.84	13	13	1	0	0	70.1	52	33	30	9	2	34-1	90	3	1	.204
	NEW YORK (NL)	**8**-3	5.38	19	14	0	0	0	85.1	69	52	51	12	6	49-1	85	3	2	.226
2000	HOUSTON (NL)	3-**7**	5.40	50	**16**	0	0	16	**125.0**	127	80	75	26	7	**61**-3	142	6	0	.265
2001	HOUSTON (NL)	7-5	2.66	61	4	0	0	2	105.0	79	35	31	5	2	47-2	**145**	4	0	.205
2002	HOUSTON (NL)	6-4	1.85	**83**	0	0	0	6	97.1	58	21	20	7	4	27-2	118	2	0	.173
2003	HOUSTON (NL)	6-4	2.48	76	0	0	0	4	87.0	53	25	24	9	3	31-2	97	2	0	.172
2004	HOUSTON (NL)	0-4	3.12	32	0	0	0	**14**	34.2	27	15	12	4	1	15-4	50	3	1	.213
	OAKLAND (AL)	6-2	4.09	45	0	0	0	**22**	50.2	41	23	23	9	3	18-3	72	1	0	.220
2005	OAKLAND (AL)	1-2	3.52	15	0	0	0	7	15.1	10	6	6	2	0	11-2	16	1	0	.185
2006	Staten Island (NYP)	0-0	0.00	1	0	0	0	0	1.0	2	0	0	0	0	0-0	1	0	0	.500
	Yankees (GCL)	0-0	0.00	3	2	0	0	0	3.0	0	0	0	0	1	1-0	6	0	0	.000
	Tampa (FSL)	0-0	0.00	2	1	0	0	0	2.0	1	0	0	0	0	0-0	2	1	0	.143
	Trenton (East)	0-0	0.00	2	0	0	0	0	2.0	1	0	0	0	0	0-0	3	0	0	.167
	Columbus (Int)	0-0	3.38	5	0	0	0	0	5.1	6	2	2	1	1	0-0	8	0	0	.286
	NEW YORK (AL)	0-0	10.80	14	0	0	0	0	10.0	18	13	12	2	0	11-1	7	3	0	.383
2007	Wichita (TEX)	0-1	3.00	3	1	0	0	1	3.0	2	1	1	0	0	0-0	4	1	0	.200
	KANSAS CITY (AL)	2-1	3.91	24	0	0	0	11	23.0	24	11	10	3	4	11-4	29	2	0	.264
	ATLANTA (NL)	0-0	4.70	9	0	0	0	0	7.2	5	5	4	1	0	1-0	12	0	0	.172
2008	CHICAGO (AL)	4-4	3.76	72	0	0	0	1	67.0	52	34	28	12	5	29-3	92	4	0	.208
2009	CHICAGO (AL)	3-3	3.32	62	0	0	0	0	62.1	54	26	23	7	0	36-1	75	4	1	.239
2010	PITTSBURGH (NL)	2-2	4.28	41	0	0	0	21	40.0	35	21	19	5	3	17-2	48	2	0	.236
	LOS ANGELES (NL)	1-1	3.38	19	0	0	0	1	18.2	11	7	7	3	0	11-3	21	3	0	.167
	COLORADO (NL)	0-1	5.06	8	0	0	0	0	5.1	6	4	3	1	0	4-0	6	3	0	.250
Minor Totals		55-26	3.47	148	121	8	2	2	707.2	583	331	273	51	26	304-5	780	57	15	.222
AL TOTALS		16-12	4.02	232	0	0	0	41	228.1	199	113	102	35	12	116-14	291	15	1	.233
NL TOTALS		33-31	3.65	398	34	0	0	64	606.0	470	265	246	73	26	263-19	724	28	3	.213
MAJOR TOTALS		49-43	3.75	630	34	0	0	105	834.1	669	378	348	108	38	379-33	1015	43	4	.218

DIVISION SERIES RECORD

Year	Club & League	W-L	ERA	G	GS	CG	ShO	SV	IP	H	R	ER	HR	HB	BB-IBB	SO	WP	BK
1999	NEW YORK (NL)	0-0	54.00	1	0	0	0	0	0.1	1	2	2	0	1	2-0	0	0	0
2001	HOUSTON (NL)	0-0	5.40	2	0	0	0	0	3.1	5	2	2	1	0	0-0	5	0	0
2008	CHICAGO (AL)	0-0	13.50	4	0	0	0	0	1.1	2	2	2	0	0	0-0	3	1	0
DIVISION SERIES TOTALS		0-0	10.80	7	0	0	0	0	5.0	8	6	6	1	0	2-0	8	1	0

LEAGUE CHAMPIONSHIP SERIES RECORD

Year	Club & League	W-L	ERA	G	GS	CG	ShO	SV	IP	H	R	ER	HR	HB	BB-IBB	SO	WP	BK
1999	NEW YORK (NL)	1-0	3.00	1	0	0	0	0	3.0	4	1	1	0	0	2-0	5	0	0

DOTEL — TRANSACTIONS

- Signed by the New York Mets as a non-drafted free agent on March 20, 1993
- Traded to the Houston Astros along with OF Roger Cedeno and RHP Kyle Kessel in exchange for LHP Mike Hampton and OF Derek Bell on December 23, 1999
- Traded to the Oakland Athletics along with cash considerations in a three team deal in which the Houston Astros acquired OF Carlos Beltran from the Kansas City Royals and the Royals acquired INF/OF Mark Teahen, RHP Mike Wood from the Athletics and C John Buck from the Astros on June 24, 2004

- Signed by the New York Yankees on January 4, 2006
- Signed by the Kansas City Royals on December 15, 2006
- Traded to the Atlanta Braves in exchange for RHP Kyle Davies on July 31, 2007
- Signed by the Chicago White Sox on January 22, 2008
- Signed by the Pittsburgh Pirates on January 21, 2010
- Traded to the Los Angeles Dodgers in exchange for RHP James McDonald and OF Andrew Lambo on July 31, 2010
- Traded to Colorado along with cash considerations in exchange for OF Anthony Jackson
- Signed by the Toronto Blue Jays on January 4, 2011

GAME HIGHS — DOTEL, Octavio

ML Debut	Jun. 26, 1999 at ATL	**ER Allowed**	9 - Jul. 31, 1999 at CHC
Innings Pitched:		**HR Allowed**	2 - 15 times, last Aug. 22, 2008 vs. TB
Starter	8.0 - Aug. 27, 1999 at ATL	**Low Hit CG**	None
Reliever	3.1 - May 23, 2001 vs. SD	**Last Win**	Sept. 10, 2010 at HOU
Walks:		**Last Save**	Aug. 25, 2010 at MIL
Starter	6 - May 29, 2000 at COL	**Last CG**	None
Reliever	3 - 10 times, last Aug. 18, 2010 vs. COL	**Last ShO**	None
Strikeouts:		**Last Start**	May 1, 2001 at NYM
Starter	13 - Jun. 26, 2000 at ATL	**Last Relief App.**	Oct. 3, 2010 at STL
Reliever	5 - 9 times, last May 8, 2008 vs. MIN	**Longest Win Streak**	7G - Jul. 1-Sept. 8, 1999
Hits Allowed	1 - Jun. 21, 2000 vs. LAD	**Longest Losing Streak**	3G – 5 times, last Jun. 6-Aug.18, 2010
Runs Allowed	9 - Jul. 31, 1999 at CHC	**Scoreless Innings Streak**	20.2 - Jul. 8 - Aug. 12, 2001

FIELDING

DOTEL, Octavio — P

Year	PCT	G	PO	A	E	TC	DP
1999	.944	19	8	9	1	18	0
2000	.947	50	4	14	1	19	1
2001	.920	61	9	14	2	25	3
2002	1.000	83	0	8	0	8	0
2003	1.000	76	0	6	0	6	0
2004	1.000	77	6	5	0	11	1
2005	.500	15	0	1	1	2	0
2006	1.000	14	0	2	0	2	0
2007	1.000	33	1	1	0	2	0
2008	.875	72	3	4	1	8	0
2009	.833	62	2	3	1	6	0
2010	.900	68	5	4	1	10	0
Total	.932	630	38	71	8	117	5

MOST STRIKEOUTS BY ML RELIEVER (2000-2010)

PLAYER	SO	G
1. Octavio Dotel	**820**	**591**
2. Billy Wagner	802	629
3. Brad Lidge	762	566
4. Kyle Farnsworth	748	681
5. Francisco Rodriguez	727	531

OCTAVIO DOTEL — MILESTONES

Category		Date	Opponent	Notes
Start	1	June 26, 1999	at Atlanta	L - 4.1 IP, 5H, 6ER, HR, 5BB, 3K
Win	1	July 1, 1999	at Florida	as a starter - 5.0 IP, 6H, 5ER, 3BB, 5K
Save	1	July 9, 2000	Kansas City	1.2 IP, H, BB, 2K
	50	Aug. 1, 2004	at Texas	1.0 IP
	100	July 1, 2010	Philadelphia	1.0 IP, H, K
10+ Strikeout Games (3)				
	1	June 26, 2000	at Arizona	13 strikeouts
	2	Aug. 6, 1999	Los Angeles (NL)	10 strikeouts
	3	Apr. 18, 2000	at Los Angeles (NL)	10 strikeouts
Strikeout	500	Apr. 18, 2003	Milwaukee	Royce Clayton
	1000	Apr. 26, 2010	at Milwaukee	Casey McGehee

PROFESSIONAL CAREER:

1995: Won the Doubleday Award as the Most Valuable Player on his Gulf Coast team... went 7-4 with a 2.18 ERA in 13 games, 12 starts... earned a promotion to St. Lucie where he went 1-0 with a 5.63 ERA in three relief appearances.

1996: Was 11-3 with a 3.59 ERA in 22 games, 19 starts at Columbia... struck out 142 batters in 115.1 innings... struck out a season high 12 in a 2-1 loss at Charleston, SC on May 2... in seven innings, he permitted three hits, two runs, earned, with two walks

1997: Went on the DL on June 6 for three weeks with a subluxation of the right shoulder... pitched for three teams during the year: Single-A St. Lucie, Double-A Binghamton and the rookie league Gulf Coast Mets... was a combined 8-6 with a 4.07 ERA and one save in 24 games, 22 starts.

1998: Splie the season bewteen Binhamton (AA) and Norfolk (AAA), going combined 12-8 with a 2.84 ERA... Fanned 200 batters in 27 games (26 starts).

1999: Began the season with Norfolk (AAA)... Struck out 17 while tossing a one-hitter on May 27 vs. Toledo... Was named IL Pitcher of the Week ending May 30... Was recaled by New York June 23... Made **Major League debut** as a starter on June 26 at ATL, taking the loss... Recorded first big league win in next start on July 1 at FLA... Was optioned to Norfolk following his July 7 vs. MTL... Made one AAA start before being recalled on July 18... Was NL Player of the Week, eding July 25... Took a no-hitter into the 7th on Aug. 16, finishing with one hit in seven innings... Also went 2-3 at the plate on Aug. 16... Made one appearance in the NDLS... Was the winning pitcher in Game 5 of the Championship Series against Atlanta, pitching the final three innings in a 4-3, 15-inning victory.

2000: Spent his first season with Houston... Bacame the first pitcher in the NL and the second in Major League history to record at least 15 saves in the same season... Went 1-5 with a 5.84 ERA in 16 starts and 2-2 with a 4.24 ERA in 34 relief appearances... Converted 16 of 23 save opportunties... Started Houston's first ever agem at Minute Maid Park on Apr. 7 vs PHI... Struck out a career high 13 on June 26... Did not allow a run in his first 11 relief outings (11IP)... Earned big league save on July 9 vs. KC.

2001: Began season in Houston's starting rotation and went 1-2 with a 5.57 ERA in four starts... Went 6-3 with a 1.93 ERA in 57 relief appearances... Averaged 12.43 strikeouts per nine innings... Led all Major League relievers in strikeouts, ranked 4th in opponents avg, (.182) and 5th in ERA... Held right-handers to a .178 average... Has a string of 31.1 innings without allowing an earned run over 22 appearances, and compiled a career high 202. scoreless innings streak... Pitched in two games of the NLDS aganst ATL.

2002: Pitched exclusively in relief for the first time in his career... Posted a career best ERA and set career high for appearnces... Led all Major League relievers in strikeouts, ranked second in innings and opponents avg, (.173), and 5th in ERA... Established a HOU club record in appearances... Went 3-1 with a 0.44 ERA over his final 44 games.

2003: Spent his fourth and final full season with HOU... Ranked 4th among Major League relievers in strikeouts and oppoennts avg. (.172) and T-6th for innings pitched... Held lefthanders to a .152 mark and righthanders to a .186 avg... Surrendered his first home run on Apr. 8, his first allowed since June 20, 2002,a stretch of 48 straight appearances... Was one of six combined itchers to **no-hit** the Yankees on June 11 at Yankee Stadium, picthing a scoreless 8th, also becoming the second Astros pitcher to strike out four batters in an inning... Did not allow a run in 132. IP in Sept.

2004: Split season between HOU and OAK and went 6-6 with 36 saves amd a 3.69 ERA in 77 games... Averaged 12.87 strikeouts per nine to rank 3rd in the majors... Combined to hold batters to a .217 average... Converted 36 of 45 save opportunities... Saves were a c areer high... Began seaon with HOU, being traded on June 24 in a three-way deal with the Royals in which Carlos Beltram was sent to HOU and John Buck, Mark Teahan and Mike Wood went to KC... Picked up first win im OAK, in first outingon June 26, snapping a six-game losing streak.

2005: Began the season as the A's closer but was placed on the 15-day disabled list retroactive to May 19 with a strained right elbow and ended up missing the remainder of the season... Dr. James Andrews performed Tommy John surgery on the elbow on June 6 in Birmingham, Ala... .Was 7-for-11 (63.6%) in save opportunities in 15 games with the A's and was 1-2 with a 3.52 ERA... His four blown saves were tied for the Major League lead at the time of his injury... Allowed a .185 opponents batting average, which broke down to .107 (3-for-28) against right-handed hitters and .269 (7-for-26) against lefties... His opponents average dropped to .143 (3-for-21) with runners in scoring position, including .100 (1-for-10) with RISP and two outs... Now has 481 strikeouts as a reliever since 2001, which is the most in the Majors over that span (second is Billy Wagner, 418)... Has 725 career strikeouts in 600.1 innings, an average of 10.87 per nine innings... First batters faced were 1-for-12 (.083) with three walks and now have a .194 (58-for-299) batting average in his career... Allowed 2 of 10 inherited runners to score in his 15 games... Opponents were 0-for-9 when leading off an inning... Converted each of his first five save opportunities and did not allow a run in seven of his first eight outings (8.1 ip, 4 h, 1 r, 1 er, 4 bb, 10 so, 0 hr, 1.08 ERA)... Then went 1-2 with two saves, four blown saves and a 6.43 ERA over his last seven outings (7.0 ip, 6 h, 5 r, 5 er, 7 bb, 6 so, 2 hr)... Was charged with blown saves in three consecutive outings on May 6 at New York, and May 10 and 11 at Boston... Allowed back-to-back walk-off home runs to the Red Sox on May 10 (Millar) and 11 (Varitek), marking the sixth time in Major League history a pitcher has surrendered back-to-back game-ending home runs to the same team on consecutive days... It was the first time since July 22-23, 1998, when the A's Mike Fetters did it against Baltimore.

2006: Made just 14 relief appearances for the New York Yankees as he continued his comeback from Tommy John surgery... Went 0-0 with a 10.80 ERA, allowing 12 earned runs on 18 hits in 10.0 innings... Walked 11 and struck out 7... Began the season on the 15-day D.L. recovering from Tommy John surgery in 2005... Appeared in a 13 rehab games with the Gulf Coast Yankees (R), Staten Island (A), Tampa (A), Trenton (AA) and Columbus (AAA)... Combined to go 0-0 with a 1.35 ERA (13.1 IP, 2 ER)... Was activated from the 15-day D.L. and returned from his rehab assignment on Aug. 16... The appearance was his 1st in the Majors since May 16, 2005 vs. Boston while with Oakland.

2007: Acquired July 31 from Kansas City for RHP Kyle Davies... Went 2-1 with 11 saves (14 save opp.) and 3.91 ERA in 24 games with the Royals (10 ER/23.0 IP) while holding opponents to a .264 avg... Held right-handed batters to a .225 avg. and left-handed batters hit .265... Before the all-star break, he was 2-1 with 8 saves (11 opps.) with a 3.50 ERA and after the break he was 0-0 with 3 saves (4 opps.) with a 4.97 ERA... Activated Sept. 20 from the 15-day disabled list (right shoulder strain) after missing 39 games and made his first appearance back on Sept. 22 by stranding two runners with a inning-ending strikeout in the 10th vs. MIL... After his return from the DL, he pitched 3.1 innings in four games with one hit, seven Ks and no walks... With KC, he was recalled from his rehab assignment in Wichita (AA) and reinstated from the 15-day D.L. on May 23 (went on Apr. 4)... Had been sidelined with a strained left oblique... Posted his 10th save of the year, closing out the June 18 win in Boston, a 6-5 decision... Dotel made good on his first six save chances before being charged with blown saves in St. Louis on June 20 and Milwaukee on June 24... Recorded his first save of the year on June 1 at TB, which was his first in the majors since May 16, 2005, with Oakland over Boston... Made his Atlanta debut with a scoreless ninth inning on Aug. 1 vs. HOU (1 K)... Suffered his first ATL blown save (4th overall) on Aug. 5 vs. COL.

2008: Tied for the AL lead among relievers with 92 strikeouts (also Tampa Bay's J.P. Howell) in his first season with the White sox... Also ranked among al relief leaders in strikeouts per 9.0 ip (2nd, 12.36), holds (T-7th, 21) and appearances (T-8th, 72)... hHis 72 appearances marked his most since 2004 (77), and his 21 holds were the highest total since 2003 with Houston (33)... His 92 strikeouts marked the most by a sox reliever since Keith foulke (123) in 1999 and rank 8th in club history ... Posted a 2.98 ERA prior to the All-Star Break and a 5.11 ERA after the Midsummer Classic... Pitched with no rest 16 times, compiling a 3.31 ERA... rRight-handers hit .194 and lefties .240... Surrendered 12 home runs, tied for 4th most in the AL... First batters faced hit .177 (11-62)... Allowed 27.9 percent (12-43) of inherited runners to score... Opponents went 16-17 in stolen base attempts, most among all relief pitchers... Opponents no. 3-5 hitters batted .342 (30-88) with eight homers, compared to .136 (22-162) for the rest of the lineup... Was 1-5 in save opportunites ... 52 of his appearances were scoreless ... Lost his white sox debut on opening day at CLE ... ERA was 2.85 on July 29, but allowed 13 runs over his final 19.2 IP for a 5.95 ERA

2009: Spent second straight full season with Chicago (AL)... Ranked eighth in strikeouts per 9.0ip (10.83) and 10th in strikeouts (75) among American League relief pitchers... Held first batter faced to a .151 average (8-for-53), the seventh-lowest mark in the A.L... Allowed 14 stolen bases, most among league relievers... Struck out the side and earned the win on Opening Day (4/7) vs. Kansas City... Recorded nine of his first 10 outs of the season via strikeout... Suffered loss on May 18 at Toronto, ending a streak of 18 consecutive scoreless appearances dating back to Sept. 18, 2008... Posted a combined 1.04 ERA (17.1ip/2er) thru the month of May before registering a 6.08 ERA (13.1ip/9er) in June... Did not pitch after Sept. 25 due to a sore neck.

DRABEK, Kyle

PITCHER

4

Birthdate . . . . . December 8, 1987
Opening Day Age 23
Birthplace. . . . . Victoria, TX
Residence . . . . . The Woodlands, TX
Bats/Throws . . . . . R/R
Height/Weight 6-1/219
Contract Status . . . . . signed thru 2011
M.L. Service 0.021

PERSONAL: Kyle Jordan Drabek... Single... Is the son of former Major League Cy Young Award winner Doug Drabek... Graduate of Woodlands High School... While there he was an Aflac, USA Today, and Louisville Slugger high-school All-American at pitcher and shortstop... Was paired up on a Houston summer team with current Cincinnati Reds outfielder Jay Bruce... While in high school was named 2005 and 2006 Texas 5-A player of the year... During the 2006 spring season, the Highlanders won the Texas 5-A State Championship... During his high-school career, compiled a record of 30-1 on the mound while belting 27 home runs... In the 2006 Texas regional semifinal, he set The Woodlands High School record for most strikeouts in a game by a pitcher (19), recording a no-hitter... Was 10-0 in his senior year (10 starts) while posting an ERA of 1.18 in 65.0 IP, allowed 34 hits, walked 23 and struck out 112.

LAST SEASON: Spent the majority of the season with New Hampshire (AA) of the Eastern League before being promoted to Toronto on Sept. 15... **ML DEBUT:** Sept. 15 at BAL recorded a qualiy start, tossing six innings, allowing three runs in a 4-1 loss... Made his first start vs. the Orioles just as his father did on June 15, 1986... Made three starts in total, allowing three earned in each of the starts, while taking the loss in each... Fanned Ty Wigginton in the first inning for his first Major League strikeout... In his best start, held the Yankees to five hits and one walk in six innings on Sept. 28 in a 6-1 loss... **WHAT AN HONOUR:** Was named Eastern League Pitcher of the Year in 2010 after recording a 14-9 record with a 2.94 ERA in 27 starts for New Hampshire (AA)... Led the Eastern League with his 14 victories, while finishing 3rd in ERA (2.94), IP (162) and strikeouts (132)... **NO NO:** July 4 pitched a no-hitter in a game vs. New Britain walking two and striking out three, becoming the first Fisher Cat to throw a nine inning no-hitter in club history... The performance earned him Eastern League Pitcher of the Week honours... **FINISH STRONG:** Did not lose a game after July 17 for New Hampshire, a string of eight starts, recording a 5-0 record with a 2.20 ERA in those starts, while allowing 27 hits in 45 innings... Overall, limited Eastern League hitters to a .215 average... **ALL-STAR:** Was named to the Eastern League Mid and Post Season All-Star squads... Took the ball in game #1 of the Eastern League East Division Finals, going six innings, however took the loss 2-0 in their first playoff game in six seasons... **TOP PROSPECT:** Rated as the #3 prospect by Baseball America in the Eastern League.

KYLE DRABEK

Numbers in bold – career high

Year	Club and League	W-L	ERA	G	GS	CG	ShO	SV	IP	H	R	ER	HR	HB	BB-IBB	SO	WP	BK	OBA
2006	Phillies (Gulf)	1-3	7.71	6	6	0	0	0	23.1	33	24	20	2	2	11-0	14	0	1	.333
2007	Lakewood (SAL)	5-1	4.33	11	10	0	0	0	54.0	50	29	26	9	2	23-0	46	1	0	.239
2008	Phillies (Gulf)	0-1	2.25	4	4	0	0	0	12.0	6	3	3	0	1	6-0	6	2	0	.150
	Williamsprt (NYP)	1-2	2.21	4	4	0	0	0	20.1	11	6	5	1	1	6-0	10	3	0	.159
2009	Clearwater (FSL)	4-1	2.48	10	9	1	1	0	61.2	49	19	17	0	2	19-0	74	2	1	.218
	Reading (East)	8-2	3.64	15	14	0	0	0	96.1	92	40	39	9	1	31-2	76	2	3	.252
2010	New Hampshire (East)	14-9	2.94	27	27	1	1	0	162.0	126	67	53	12	4	68-0	132	5	2	.215
	TORONTO (AL)	0-3	4.76	3	3	0	0	0	17.0	18	9	9	2	0	5-0	12	2	0	.295
Minor Totals		33-19	3.41	77	74	2	2	0	429.2	367	188	163	33	13	164-2	358	15	7	.230

DRABEK — TRANSACTIONS

- Selected by the Philadelphia Phillies in the 1st round (18th overall) in the June 2006 First Year Player Draft
- Traded to the Toronto Blue Jays along with OF Michael Taylor and C Travis d'Arnaud in exchange for RHP Roy Halladay and cash considerations on December 16, 2009

GAME HIGHS — DRABEK, Kyle

ML Debut	Sept. 15, 2010 at BAL
Innings Pitched:	
Starter	6.0 - 2 times, last Sept. 28, 2010 vs. NYY
Reliever	None
Walks:	
Starter	3 - Sept. 15, 2010 at BAL
Reliever	None
Strikeouts:	
Starter	5 - Sept. 15, 2010 at BAL
Reliever	None
Hits Allowed	9 - Sept. 15, 2010 at BAL
Runs Allowed	3 - 3 times, last Sept. 28, 2010 vs. NYY
ER Allowed	3 - 3 times, last Sept. 28, 2010 vs. NYY
HR Allowed	2 - Sept. 22, 2010 vs. SEA
Low Hit CG	None
Last Win	None
Last Save	None
Last CG	None
Last ShO	None
Last Start	Sept. 28, 2010 vs. NYY
Last Relief App.	None
Longest Win Streak	None
Longest Losing Streak	3G - Sept. 15-28, 2010
Scoreless Innings Streak	3.2 - Sept. 15-22, 2010

FIELDING

DRABEK, Kyle — P

Year	PCT	G	PO	A	E	TC	DP
2010	.857	3	3	3	1	7	2

KYLE DRABEK — MILESTONES

Category		Date	Opponent	Notes
Start	1	Sept. 15, 2010	at Baltimore	ML Debut- 6.0IP, 9H, 3ER, 3BB, 5K

PROFESSIONAL CAREER:

2006: Was assigned to the GCL Phillies after being selected in the 1st round of the June draft… Made his 1st pro start, July 15 vs Tigers (L, 1.0 IP, 4 H, 3 R, 3 ER, 1 BB, 1 SO)… Pitched 5.0 shutout innings in 2 of his 6 appearances… Played 3 games as DH and went 1-for-9 (.111) with 2 BB… Selected as a 2006 First Team All-American by Baseball America in June… Rated the 2nd–best prospect in the Phillies minor league system by Baseball America following the season.

2007: Pitched for Lakewood (A)… Named to the South Atlantic League All-Star team… Held opposing hitters to a .239 avg… Pitched at least 5.0 innings in 9 of his 10 starts; lone exception was his final start, which he left with an injury… Had 15 SO in his first 12.0 IP (11.25 SO/9.0 IP)… Pitched a season-best 7.2 innings, 5/10 vs Greensboro… Went 3-0, 3.16 ERA in 6 home starts… Made his final appearance, 6/15 vs Delmarva (0.0 IP, 2 H, 3 R, ER)… Had season-ending ligament replacement surgery ("Tommy John") on his right elbow, 7/25 (Dr. David Altchek)

2008: Began season on disabled list recovering from "Tommy John" surgery… Made four starts for Gulf Coast League Phillies (R) before being reinstated on Aug. 20… Finished season with Williamsport (A)… Allowed fewer than 3 ER in each of his 8 starts and held opponents to a .156 avg (17-109) between both clubs… Participated in Florida Instructional League.

2009: Began the season with Clearwater (A) in the Florida Statre League... Made 10 starts allwoing more than three runs in only two starts... Held FSL hitters to a .218 average, while striking out 74 in 61.2 innings... In his last start at Clearwater pitched a comlete game five-hit shutout on May 29... Was promoted to Reading (AA) in the Eastern League in time for his next start on June 3... In his appearnce for Reading continued his streak of scoreless innings with seven shutout to pick up his first win at AA... Won his first five decisions at AA, and did not pick up a loss until his 8th start... Received the Paul Owens Award recognizing him as the top pitcher in the Phillies system... was ranked by Baseball America as the Blue Jays #1 prospect.

BLUE JAYS PITCHERS WHOSE ML DEBUT CAME AS A STARTER

Jerry Garvin - April 10, 1977 vs Chicago: W 3-1 (8.0IP, 6H, ER, 4BB, 2K)

Jeff Byrd - June 20, 1977 vs Cleveland: ND in a 8-5 loss (5.0IP, 5H, 3ER, 5BB, 4K)

Jim Clancy - July 26, 1977 vs Texas: L 14-0 (2.0IP, 5H, 5ER, 3BB, 1K)

Mike Darr - September 6, 1977 vs Boston: L 11-2 (1.1IP, 3H, 5ER, 1HR, 4BB, 1K, 1HB)

Phil Huffman-April 10, 1979 at Chicago: W 10-2 (6.0IP, 7H, ER, 3K)

Dave Stieb - June 29, 1979 at Baltimore: L 6-1 (6.0IP, 6H, 5ER, 2BB, 5K, 2HR)

Butch Edge - August 13, 1979 at Oakland: W 4-2 (6.2IP, 6H, ER, 2BB, 5K)

Luis Leal - May 25, 1980 vs New York: W 9-6 (7.2IP, 12H, 3ER, 4BB)

Mark Eichorn-August 30, 1982 vs. Baltimore: L 6-3 (4.2IP, 6H, 5ER, 3BB, 5K)

Matt Williams-August 2, 1983 vs. New York: W 13-6 (5.0IP, 5H, 5ER, 4BB, 3K, 3HR)

David Wells-June 30, 1987 vs. New York: L 4-0 (4.0IP, 9H, 4ER, 2BB, 4K)

Alex Sanchez - May 23, 1989 vs Minnesota: ND in a 2-1 win (6.0IP, 5H, ER, 5BB, 1K)

Mauro Gozzo - August 8, 1989 vs Texas: W 7-0 (8.0IP, 3H, 3BB, 4K)

Denis Boucher-April 12, 1991 vs. Milwaukee: ND in a 5-4 win (5.1IP, 5H, 3ER, BB, K, 2HR)

Juan Guzman - June 7, 1991 at Baltimore: L 5-3 (4.2IP, 6H, 4ER, 3BB, 4K)

Scott Brow - April 28, 1993 vs Kansas City: L 5-3 (6.0IP, 5H, 4ER, 2BB, 2K)

Giovanni Carrara - July 29, 1995 vs Oakland: W 18-11 (5.0IP, 7H, 5ER, 5BB, 2K)

Jeff Ware - September 2, 1995 at Chicago: L 10-4 (1.1IP, 7H, 6ER, 3BB, 1K)

Chris Carpenter - May 12, 1997 at Minnesota: L 12-2 (3.0IP, 8H, 5ER, 3BB, 5K)

Roy Halladay - September 20, 1998 at Tampa Bay: ND in a 7-5 win (5.0IP, 8H, 2ER, 1HR, 2BB, 5K)

Pasqual Coco - July 17, 2000 vs New York Mets: ND in a 7-5 loss (4.0IP, 5H, 4ER, 1HR, 5BB, 2K)

Brandon Lyon - August 4, 2001 vs Baltimore: W 2-1 (7.1IP, 4H, ER, 1BB, 5K)

Mike Smith - April 26, 2002 at Anaheim: L 4-0 (4.0IP, 7H, 4ER, 2BB, 1K)

David Bush - July 2, 2004 at Montreal: L 2-0 (5.2IP, 4H, ER, 1BB, 4K)

Gustavo Chacin - September 20, 2004 at New York: W 6-3 (7.0IP, 4H, 3ER, 3BB, 2K)

Dustin McGowan - July 30, 2005 vs Texas: ND in a 3-2 loss (5.0IP, 2H, ER, 3BB, 6U)

Casey Janssen - April 27, 2006 vs. Baltimore: ND in a 7-5 loss (4.0IP, 3H, 2ER, 3BB)

Ty Taubenheim - May 20, 2006 at Colorado: L 5-1 (5.0IP, 5H, 3ER, 2HB, 3BB, 3K)

Jesse Litsch - May 15, 2007 vs. Baltimore: W 2-1 (8.2IP, 4H, ER, 3BB, K)

David Purcey - April 18, 2008 vs. Detroit: ND in a 8-4 loss (4.1IP, 2H, ER, 7BB, 3K)

Scott Richmond - July 30, 2008 vs. Tampa Bay: L 3-2 (5.1IP, 7H, 3ER, 4K)

Ricky Romero - April 9, 2009 vs. Detroit: W 6-2 (6.0IP, 7H, 2ER, 2BB, 5K)

Robert Ray - May 2, 2009 vs. Baltimore: ND in a 5-4 win (5.2IP, 4H, 3ER, 4BB, 2K)

Brett Cecil - May 5, 2009 vs. Cleveland: ND in a 10-6 win (6.0IP, 6H, ER, 6K)

Brad Mills - June 18, 2009 at Philadelphia: ND in a 8-7 win (3.2IP, 6H, 4ER, 4BB, 2K)

Mark Rzepczynski - July 7, 2009 at Tampa Bay: ND in a 3-1 loss (6.0IP, 2H, ER, 4BB, 7K)

Kyle Drabek - September 15, 2010 at Baltimore: L 3-1 (6.0IP, 9H, 3ER, 3BB, 5K)

ENCARNACION, Edwin

INFIELDER

10

Birthdate . . . . . January 7, 1983
Opening Day Age 28
Birthplace. . . . . La Romana, DR
Residence . . . . . La Romana, DR
Bats/Throws . . . . . R/R
Height/Weight 6-2/235
Contract Status . . . . . signed thru 2011
M.L. Service 5.085

PERSONAL: Edwin Elpidio Encarnacion... Has one child... Attended Manuel Toro High School in Caguas, Puerto Rico... In three consecutive seasons participated in Major League Baseball's All-Star Futures Game (2003-05).

LAST SEASON: Played in 96 games this season for the Blue Jays starting 95 times at 3B and once as the DH… **20+:** Hit 20+ home runs for the second time in his career and the first time since hitting a career high 26 in 2008… Was one of seven Blue Jays to hit 20 or more home runs this season... **FINISHING STRONG:** Was named AL Player of the Week for the last week of the regular season ending October 3 by hitting .400 (8-for-20) in six games with five home runs and 11 runs batted in… The week also included hitting a home run in four consecutive games (five total) in the last series of the season at MIN… **IN THE MINORS:** Was optioned to Las Vegas (AAA) June 20 and then outrighted June 21… In seven games hit .438 (14-32) with two doubles, three home runs and 10 runs batted in… Had his contract selected from Las Vegas on July 2...Was placed on the disabled list Aug. 28 with a sprained left wrist...Returned to action on Sept. 13... **HAT-TRICK:** Hit three home runs in a game for the first time in his career May 21 at ARI which was his 5th multi-homer game in his career… Became only the 2nd Blue Jays third baseman to homer three times in one game (Darnell Coles July 5/94 at MIN)…Also was the first three home run game by a Blue Jay in Interleague play… Was T-4th in the ML with six home runs in Interleague games... Had eight 3-hit games... Had a .914 OPS vs. left-handed pitching... Batted only .183 with runners in scoring position.

EDWIN ENCARNACION

Numbers in bold – career high

Year	Club and League	AVG	G	AB	R	H	2B	3B	HR	RBI	SH-SF	HP	BB-IBB	SO	SB-CS	SLG	OBP	OPS
2000	Rangers (Gulf)	.311	51	177	31	55	6	3	0	36	3-3	1	21-1	27	3-1	.379	.381	.760
2001	Savannah (SAL)	.306	45	170	23	52	9	2	4	25	1-2	2	12-0	34	3-3	.453	.355	.808
	Dayton (Mid)	.162	9	37	2	6	2	0	1	6	0-0	0	1-0	5	0-1	.297	.184	.481
	Billings (Pio)	.261	52	211	27	55	8	2	5	26	0-2	0	15-0	29	8-1	.389	.307	.696
2002	Dayton (Mid)	.282	136	518	80	146	32	4	17	73	0-6	7	40-2	108	25-7	.458	.338	.796
2003	Chattanooga (SOU)	.272	67	254	40	69	13	1	5	36	0-5	3	22-0	44	8-3	.390	.331	.721
	Potomac (CARO)	.321	58	215	40	69	15	1	6	29	1-3	1	24-1	32	7-1	.484	.387	.871
2004	Chattanooga (SOU)	.281	120	469	73	132	35	1	13	76	1-3	0	53-3	79	17-3	.443	.352	.795
2005	Louisville (Int)	.314	78	290	44	91	23	0	15	54	0-3	4	33-1	53	7-2	.548	.388	.936
	CINCINNATI (NL)	.232	69	211	25	49	16	0	9	31	0-0	3	20-2	60	3-0	.436	.308	.744
2006	Louisville (Int)	.306	10	36	6	11	3	0	1	1	0-0	0	2-0	11	0-0	.472	.342	.814
	CINCINNATI (NL)	.276	117	406	60	112	**33**	1	15	72	0-3	13	41-3	78	6-3	.473	.359	.832
2007	Louisville (Int)	.413	11	46	12	19	3	0	3	7	0-0	0	1-0	4	1-0	.674	.426	1.100
	CINCINNATI (NL)	.289	139	502	66	**145**	25	1	16	**76**	0-1	14	39-4	86	**8**-1	.438	.356	.794
2008	CINCINNATI (NL)	.251	**146**	506	**75**	127	29	1	**26**	68	0-5	10	**61**-1	**102**	1-0	.466	.340	.806
2009	Louisville (Int)	.270	11	37	5	10	1	0	2	8	0-0	0	8-0	6	0-0	.459	.400	.859
	CINCINNATI (NL)	.209	43	139	10	29	6	**1**	5	16	0-0	2	24-0	38	1-1	.374	.333	.707
	TORONTO (AL)	.240	42	154	25	37	5	**1**	8	23	0-3	3	13-0	29	1-0	.442	.306	.748
2010	Dunedin (FSL)	.100	3	10	2	1	0	0	1	1	0-0	1	2-0	3	0-0	.400	.308	.708
	Las Vegas (PCL)	.438	7	32	9	14	2	0	3	13	0-0	1	2-0	2	0-0	.781	.486	1.267
	TORONTO (AL)	.244	96	332	47	81	16	0	21	51	0-4	2	29-1	60	1-0	.482	.305	.787
Minor Totals		.292	658	2502	394	730	152	14	76	391	6-27	20	236-8	437	79-22	.455	.354	.809
TORONTO TOTALS		.243	138	486	72	118	21	1	29	74	0-7	5	42-1	89	2-0	.469	.306	.775
NL TOTALS		.262	514	1764	236	462	109	4	71	263	0-9	42	185-10	364	19-5	.449	.345	.794
MAJOR TOTALS		.258	652	2250	308	580	130	5	100	337	0-16	47	227-11	453	21-5	.453	.336	.790

HOME RUN BREAKDOWN

			ONE GAME									
Total	H	A	2	3	4	GS	LO	XN	IP	PH	RHP	LHP
100	47	53	5	1	0	3	0	1	1	1	72	28

ENCARNACION — TRANSACTIONS

- Selected by the Texas Rangers in the 9th round of the June 2000 First Year Player Draft
- Traded to the Cincinnati Reds along with OF Ruben Mateo in exchange for RHP Rob Bell on June 15, 2001
- On disabled list (sprained left ankle) June 9-July 5, 2006; included a rehabilitation assignment at Louisville (AAA) June 27-July 5
- Traded to the Toronto Blue Jays along with RHP Josh Roenicke and RHP Zachary Stewart in exchange for 3B Scott Rolen on July 31, 2009
- On disabled list (strained left hamstring) August 24-September 5, 2009
- On disabled list (strained right shoulder) April 15-May 17, 2010; included rehabilitation assignment at Dunedin (A) May 14-16
- On disabled list (left wrist sprain) August 28-September 13, 2010
- Claimed on waivers by the Oakland Athletics on November 12, 2010
- Signed by the Toronto Blue Jays on December 16, 2010

GAME HIGHS — ENCARNACION, Edwin

ML Debut	Jun. 24, 2005 at CLE	**RBI**	5 - Aug. 29, 2008 vs. SF
Runs	3 - 4 times, last Sept. 30, 2010 at MIN	**Stolen Bases**	1 - 21 times, last Apr. 13, 2010 vs. CWS
Hits	4 - 3 times, last July 17, 2009 vs. MIL	**Last ML Home Run**	Oct. 3, 2010 at MIN
Doubles	3 - July 20, 2010 at KC	**Longest Hitting Streak**	14G-Apr. 10-24, 2008
Home Runs	3 - May 21, 2010 at ARI	**Longest Hitless Streak**	22AB-Apr. 8-16, 2007

FIELDING

ENCARNACION, Edwin — 1B

Year	PCT	G	PO	A	E	TC	DP
2006	1.000	2	9	0	0	9	1

ENACRNACION, Edwin — 3B

Year	PCT	G	PO	A	E	TC	DP
2005	.944	56	54	116	10	180	10
2006	.916	111	74	197	25	296	17
2007	.953	137	112	212	16	340	21
2008	.930	143	91	216	23	330	23
2009	.947	85	52	146	11	209	14
2010	.932	95	71	174	18	263	16
Total	.936	627	454	1061	103	1618	101

EDWIN ENCARNACION — MILESTONES

Category		Date	Opponent	Pitcher	Notes
Game	500	July 12, 2009	at New York (NL)	—	As 3B
Hit	1	July 1, 2005	Houston	Pettitte	PH-2B
	500	April 8, 2010	at Texas	Wilson	single
Home Run	1	July 29, 2005	at San Diego	Breslow	1R
	100	Oct. 3, 2010	at Minnesota	Blackburn	1R
Multi-Homer Game (6)					
	1	Aug. 11, 2006	at Philadelphia	Lieber	2R, 1R
	2	Aug. 16, 2006	at St. Louis	Reyes	2R, 1R
	3	Apr. 20, 2008	Milwaukee	Gillardo, Gagne	1R, 1R
	4	Sept. 22, 2009	Baltimore	Hendrickson, Baez	1R, 2R
	5	May 21, 2010	at Arizona	Haren (2), Gutierrez	1R, 1R, 1R
	6	Sept. 30, 2010	at Minnesota	Liriano	2R, 1R
3-Homer Game (1)					
	1	May 21, 2010	at Arizona	Haren (2), Gutierrez	1R, 1R, 1R
Extra Inning	1	Apr. 20, 2008	Milwaukee	Gagne	1R
Grand Slam (3)	1	Apr. 11, 2006	at Chicago (NL)	Ohman	6th inning
	2	Aug. 29, 2008	San Francisco	Zito	3rd inning
	3	Apr. 13, 2009	Milwaukee	Gillardo	3rd inning
Pinch Hit	1	May 5, 2007	Colorado	Cook	2R
Inside The Park	1	Aug. 31, 2007	at St. Louis	Reyes	1R
Walkoff	1	Apr. 2, 2008	Arizona	Lyon	3R
RBI	1	July 29, 2005	at San Diego	Lawrence	double
Stolen Base	1	July 26, 2005	at Los Angeles (NL)	Perez C-Phillips	2nd base

PROFESSIONAL CAREER:

2000: In his first pro season hit .311 in 51 G for the GCL Rangers.

2001: Began the season with the Rangers' Class A affiliate at Savannah and was traded to the Reds on 6/15... First was assigned to Class A Dayton,where he hit .162 in 9 G, and then on 6/30 was transfered to rookie Billings... Was the Mustangs' top hitter during the playoffs (.478 AVG, 1 HR, 4 RBI) and helped the club win the Pioneer League championship... Received honorable mention on the PL's All-Star team.

2002: At Class A Dayton ranked among the Midwest League leaders with 17 homers (T4th) and 237 total bases (5th)... Was selected to play in the Midwest League All-Star Game... Was a Midwest League All-Star and Midwest League Player of the Week for 6/24-6/30... Following the season played for Aguilas in the Dominican Winter League.

2003: Entered the season as the fourth-best prospect in the organization as rated by Baseball America... Was selected to participate in the Futures Game during All-Star Game weekend at Chi's U.S. Cellular Field... Among all Reds minor leaguers ranked sixth in batting average... Began the season at Chattanooga and hit .220 in 31 G before he was transferred to Potomac on 5/14... Was named Carolina League Player of the Week for 6/26-7/2... Earned a promotion back to Chattanoogaon 7/25.

2004: Was a mid-season and post-season Southern League All-Star at AA... Entered the season as the organization's top hitter as rated by USA Today Sports Weekly and the organization's No. 2 prospect as rated by Baseball America... At Class AA Chattanooga was a Southern League All-Star... Led the league in doubles (35)... Also led the Lookouts in walks (53) and ranked second on the club in hits (132), total bases (208), HR (13) and RBI (76)... Made 119 of his 120 apps as the team's starting third baseman... In 4g during the Southern League playoffs went 8-for-15 (2 HR, 7 RBI)... Following the season played for Aguilas in the Dominican Winter League (48 G .266 AVG., 4 HR, 18 RBI, 5 SB)... During winter ball suffered an injury to the rotator cuff in his left shoulder but did not have surgery.

2005: Prior to the season was named by USA Today Sports Weekly as the best hitter in the organization and by Baseball America as the minor leagues' fifth-best prospect at third base... Following the season was rated by BA as the sixth-best overall prospect in the International League... In his first season at Class AAA was the organization's Minor League Hitter of the Year, an International League mid-season and post-season All-Star, a Baseball America Class AAA All-Star and a member of the XM Satellite Radio All-Star Futures Game world roster... At the Triple-A All-Star Game in Sacramento, an 11-2 loss to the Pacific Coast League All-Stars, he homered to earn International League Player of the Game honors... In his Major League debut appeared in 69 G during two stints with the Reds (6/24-7/5, 7/23-end of season)... Began the season at Louisville and appeared in 69 G there (.292 AVG, 12 HR, 46 RBI, 6 SB) before he was recalled on 6/24, when OF Kenny Kelly was disabled... On 6/24 at CLE made his **Major League debut** in a start at 3B (0-4, 2k).

2006: Led the club with 33 doubles and 109 starts at 3B... At 26 years, 86 days old was the youngest player to start at 3B for the Reds on Opening Day since Dan Driessen in 1974 (22 years, 249 days)... Was the National League Player of the Week for Aug. 7-13 after hitting .440 with 8 RBI and leading the NL in HR (4), total bases (24) and slugging percentage (.960)... From 6/9-7/5 missed 25 G while on the 15-day disabled list with a sprained leftankle... Didn't go hitless in consecutive games until that injury and didn't go hitless in consecutive starts until 7/28 and 8/2, his 58th and 59th starts... On 7/6 was reinstated from the DL and immediately began an 8-game hitting streak (.444 AVG, 1 HR, 6 RBI)... Made his first professional apps at 1B, in the 12th inning on 5/14 at Phi and a start on 10/1 at Pit... Produced a team-high 24 RBI in April, tied for third-best in the NationalLeague... Tied Ken Griffey Jr. (2000) for the highest RBI total by a Reds batter through April since 1974... On 4/11 at Chi hit his first career grand slam (off Will Ohman)... Produced his first two career two-homer games five days apart (8/11 at Phi, 8/16 at StL).

2007: Ranked among the National League leaders in hitting with RISP (third), hitting on the road (ninth) and times hit by a pitch (14, tied, fourth)... Began the season with the Reds and in 31g and 28 starts hit .218 (1 HR, 14 RBI) before he was optioned to Louisville on 5/10... Was recalled on 5/22 after 11 apps for the Bats (19-for-46, .413, 3 2B, 3 HR, 7 RBI, 1 SB)... In September led the club in total bases (50), HR (5) and RBI (18), tied for the team lead in doubles (7) and ranked second in BA (.322)... On 4/16 vs Milwaukee snapped a career-high 0-for-22 skid with a 2-run single off Greg Aquino... On 5/5 vs Colorado hit his first career pinch-hit HR (off Aaron Cook)... On 8/31 at St.L hit an inside-the-park HR (off Anthony Reyes), the first of his career and the first in the 2-year history of new Busch Stadium.

2008: Produced 26 homers in 146 games, both career highs... Ranked second on the club in home runs behind Adam Dunn's 32... Produced his third career 2-homer game (4/20 vs Mil), a grand slam (8/29 vs SF, off Barry Zito) and a walkoff HR (4/2 vs Ari)... Produced the first of the Reds' 11 walkoff victories, in the bottom of the ninth of the 6-5 win on 4/2 vs Ari hit a 3-run HR off Brandon Lyon... From 4/8-5/5 reached base safely in 25 straight games (.304, 6 HR, 13 RBI, 10 BB)... On 5/21 at LAD produced the 200th RBI of his career (sac fly off Hiroki Kuroda)... On 8/29 vs SF had a grand slam and a career-high 5rbi... His double on 8/31 off SF's Billy Sadler was the 100th of his career... From 6/24-6/28 missed 5g with low back spasms... On 9/17 was scratched with a mild sprain of his left wrist and missed 5g... Suffered that injury on a checked swing vs Randy Johnson on 9/13 at Ari... Was ejected twice, by HP umpire Eric Cooper on 5/22 at SD for arguing balls and strikes and by 3B umpire Chad Fairchild on 7/1 vs Pit for arguing a play at third base... Were the first ejections of his career.

2009: Was in his 5th season with the Reds before being dealt… Played in 43 games, hitting .209 with five home runs and 16 RBI… Suffered a broken wrist at the end of April that sidelined him for two months… Made his Blue Jays debut on Aug. 1 at OAK, going 1-4… Collected hits in 11 of his first 14 contests... His first multi-hit game did not come until his 23rd game as a Blue Jay, however he would go on to record seven from Sept. 11 onward… Batted .274 in Sept./Oct. with seven of his 13 home runs and 20 of his 39 RBI coming in the seasons final month… His seven home runs were 3rd on the club in Sept./Oct. behind Jose Bautista (10) & Adam Lind (8).

HOME RUN BREAKDOWN vs EACH CLUB (LAST SEASON)

	2010 HRS			2010 HRS	
TORONTO vs	**F**	**A**	**TORONTO vs**	**F**	**A**
Baltimore	34	8	Seattle	6	4
Boston	21	21	Tampa Bay	26	18
Chicago (A)	10	13	Texas	24	7
Cleveland	11	8	Colorado	1	5
Detroit	11	8	St. Louis	5	4
Kansas City	8	2	Arizona	10	3
Los Angeles (A)	9	9	Philadelphia	4	2
Minnesota	25	11	San Diego	4	3
New York (A)	33	18	San Francisco	3	3
Oakland	12	3	**Totals**	**257**	**150**

ESCOBAR, Yunel

INFIELDER

5

Birthdate . . . . . November 2, 1982
Opening Day Age 28
Birthplace. . . . . Havana, Cuba
Residence . . . . . Miami, FL
Bats/Throws . . . . . R/R
Height/Weight 6-2/205
Contract Status . . . . . signed thru 2011
M.L. Service 3.121

PERSONAL: Yunel Almenares Escobar... Single... Resides in Miami, FL... Attended Matires de Barbados school in Havana, Cuba... Childhood friend of former Atlanta catcher Brayan Pena... Signed by Gregg Kilby.

LAST SEASON: Appeared in 60 games with the Blue Jays last season after being acquired from Atlanta along with LHP Jo-Jo Reyes for SS Alex Gonzalez, Tim Collins and Tyler Pastornicky on July 14… Overall batted .256 with 19 doubles, four home runs and 35 RBI in 135 games for the Braves and Blue Jays... **GRAND START:** On July 18 became just the 8th player to have his first home run as a Blue Jay come as a grand slam… Matched his career high of five runs batted in during that game… Was the first grand slam by a Blue Jays SS since July 25, 2006 at SEA (John McDonald)… Failed to homer in his first 353 at-bats this season with ATL, yet hit two home runs in his first four games (20 at-bats) as a Blue Jay… **STREAKING:** Began his Blue Jays career with a season high 10 game hitting streak from July 16-27 which was the third longest streak to begin a Blue Jays career in Club history (Dave Martinez, 21GM-'00 and Roy Howell, 15GM-'77)… Collected four hits on Sept. 17 at BOS, matching his career high... **MR. CONSISTANT:** Reached base safely in 46 of his 60 games as a Blue Jay… **RAISING HIS GAME:** Was at his best vs. AL East opponents, batting .322 with a .770 OPS in 36 contests... Batted .324 when swinging at the first pitch in an at-bat... **PAIN IN THE BACK:** Missed seven games from Aug. 29-Sep. 5 with a stiff back.

YUNEL ESCOBAR

Numbers in bold – career high

Year	Club and League	AVG	G	AB	R	H	2B	3B	HR	RBI	SH-SF	HP	BB-IBB	SO	SB-CS	SLG	OBP	OPS
2005	Danville (Appy)	.400	8	30	9	12	2	1	2	8	0-1	0	5-0	4	0-0	.733	.472	1.205
	Rome (SAL)	.313	48	198	30	62	3	3	4	19	2-0	0	14-0	30	0-2	.470	.358	.828
2006	Mississippi (SOU)	.264	121	428	55	113	21	4	2	45	2-4	8	59-1	77	7-9	.346	.361	.707
2007	Richmond (Int)	.333	46	180	20	60	10	3	2	29	0-1	0	14-1	27	7-3	.456	.379	.835
	ATLANTA (NL)	.326	94	319	54	104	25	0	5	28	2-2	5	27-1	44	5-3	.451	.385	.836
2008	ATLANTA (NL)	.288	136	514	71	148	24	**2**	10	60	7-2	5	**59**-4	**62**	2-5	.401	.366	.767
2009	ATLANTA (NL)	.299	**141**	528	**89**	158	**26**	**2**	**14**	**76**	7-2	10	57-3	**62**	5-4	.436	.377	.813
2010	ATLANTA (NL)	.238	75	261	28	62	12	0	0	19	2-0	1	37-1	31	**5**-1	.284	.334	.618
	TORONTO (AL)	.275	60	236	32	65	7	0	4	16	7-0	4	19-0	26	**1**-1	.356	.340	.696
Minor Totals		.295	223	836	114	247	46	11	10	101	4-6	8	92-2	138	14-14	.413	.368	.761
NL TOTALS		.291	446	1622	242	472	78	4	29	183	18-6	21	180-9	199	17-13	.403	.368	.771
MAJOR TOTALS		.289	506	1858	274	537	94	4	33	199	25-6	25	199-9	225	18-14	.397	.364	.762

HOME RUN BREAKDOWN

			ONE GAME									
Total	H	A	2	3	4	GS	LO	XN	IP	PH	RHP	LHP
33	17	16	0	0	0	1	3	1	0	0	24	9

ESCOBAR — TRANSACTIONS

- Selected by the Atlanta Braves in the 2nd round of the June 2005 First Year Player Draft
- On disabled list (left abductor strain) April 30-May 15, 2010; included rehabilitation assignment at Gwinnett (AAA) May 14
- Traded to the Toronto Blue Jays along with LHP Jo-Jo Reyes in exchange for SS Alex Gonzalez, INF Tyler Pastornicky and LHP Tim Collins on July 14, 2010

GAME HIGHS — ESCOBAR, Yunel

ML Debut	Jun. 2, 2007 at CHC	**RBI**	5 - 2 times, last July 18, 2010 at BAL
Runs	4 - Jun. 27, 2007 vs. WSH	**Stolen Bases**	1 - 18 times, last Sept. 17, 2010 at BOS
Hits	4 - 5 times, Sept. 17, 2010 at BOS	**Last ML Home Run**	Sept. 6, 2010 vs. TEX
Doubles	3 - May 31, 2009 at ARI	**Longest Hitting Streak**	12G - Apr. 6-19, 2008
Home Runs	1 - 33 times, last Sept. 6, 2010 vs. TEX	**Longest Hitless Streak**	18AB - June 16-26, 2007

FIELDING

ESCOBAR, Yunel — 2B

Year	PCT	G	PO	A	E	TC	DP
2007	.963	21	28	49	3	80	10

ESCOBAR, Yunel — 3B

Year	PCT	G	PO	A	E	TC	DP
2007	.923	22	20	28	4	52	4

ESCOBAR, Yunel — SS

Year	PCT	G	PO	A	E	TC	DP
2007	.977	53	59	113	4	176	22
2008	.974	126	193	396	16	605	78
2009	.979	139	191	409	13	613	83
2010	.972	134	204	423	18	645	110
Total	.975	452	647	1341	51	2039	293

YUNEL ESCOBAR — MILESTONES

Category		Date	Opponent	Pitcher	Notes
Game	500	Sept. 25, 2010	Baltimore	--	as SS
Hit	1	June 2, 2007	at Chicago (NL)	Hill	Single (1st ML AB)
	500	Aug. 13, 2010	at Los Angeles (AL)	Kohn	Single
Home Run	1	June 4, 2007	Florida	Obermueller	1R
Leadoff HR (3)	1	Aug. 29, 2007	at Florida	Willis	--
	2	May 14, 2008	at Philadelphia	Myers	--
	3	Aug. 21. 2008	at New York (NL)	Martinez	--
Extra-Inning HR	1	June 2, 2008	Flordia	Kensing	10th inning, walkoff
Grand Slam	1	July 18, 2010	at Baltimore	Matusz	2nd inning
Walkoff HR	1	June 2, 2008	Flordia	Kensing	10th inning, 2R
RBI	1	June 2, 2007	at Chicago (NL)	Ohman	Double
Stolen Base	1	June 24, 2007	Detroit	Miller C-Rodriguez	2nd base

PROFESSIONAL CAREER:

2005: Rated by Baseball America as the No. 3 overall prospect in the Braves organization... Reached base via hit or walk in 26 consecutive games from July 7-Aug. 5... Hit .325 (38-for-117) with eight doubles, two triples, two homers, and 10 RBI in July... Led Rome in July with 38 hits... Ranked fourth in the Braves organization with an OPS of .912... Went hitless in back-to-back games only once in 2005.

2006: Named Mississippi (AA) Player of the Month for June by the Atlanta Braves organization (.298, 10 doubles, one home run and 11 RBI)... Led MS with 121 games, 428 at-bats, 55 runs scored, 113 hits, 21 doubles, 25 infield hits and tied for first with four triples... Was named the Mississippi Player of the Year by the Braves organization... Named by Baseball America as the Braves' 10th-best prospect following the season and one of the top five prospects by Sports Weekly... Named as one of the 50 players for the 2006 Futures game and played for the World Team against the United States on July 9 at PNC Park in Pittsburgh... Played third base and went 0-for-1 with a walk... Placed on the disabled list on July 18 with a left elbow contusion and a fractured right heel... Activated from the disabled list on July 26... Won the 2006 Arizona Fall League batting title, hitting .407 in 86 at-bats.

2007: Was named by Baseball America as the eighth-best prospect in the International League... His 104 hits after his debut on June 2 ranked as the ninth most among MLB rookies... His .336 batting average after the All-Star break was fourth among all Major League rookies (2nd in NL) and 17th overall in the NL... Led all Major League rookies with a .352 avg. in August (37-for-105)... Hit his first career leadoff homer off Dontrelle Willis on Aug. 29 at FLA... Made his **Major League debut** on 6/2 at CHI with a 2-for-4 game and had the game-winning RBI with a double in the 8th inning... Named as the Best Infield Arm and Best Defensive SS in the International League by Baseball America... Was Richmond's April Player of the Month, hitting .313 with a homer and 12 RBI with 3 2B and 4 SB.

2008: Ranked fourth on the team with 42 multihit games... Suffered a strained right hamstring in Gm 1 on Sept. 13 at NYM and did not start another game or play in the field again, he made three plate appearances as a pinch hitter the remainder of the season... Hit his third career leadoff HR (2nd this season) on the first pitch on Aug. 21 off NYM's P. Martinez... Hit his first career game-ending home run in the 10th inning on June 2 vs. FLA off Logan Kensing... Hit his second career leadoff HR (last: Aug. 29, 2007) on May 14 off PHI's Brett Myers... Had career-high 12-game hitting streak from Apr. 6-19 (16-for-49, .327)... Went 3-for-4 on Mar. 31 vs. PIT with his first career triple.

2009: Set career highs in games (141), at-bats (528), runs (89), hits (158), doubles (26), home runs (14) and RBI (76) as the Braves' everyday shortstop... His .373 avg. (50-for-134) with RISP tied for second in the NL and third in the Majors (min. 100 ABs)... With the bases loaded, hit .444 (4-for-9) with 11 RBI... His .327 batting average vs. RHP ranked fourth in the NL... Led the Braves with 46 multi-hit games and ranked second in multi-RBI games (20), two-out RBI (38) and GW-RBI (9)... His .356 (26-for-73) July batting average ranked fifth in the NL (min. 50 ABs)... Named NL Player of the Week for July 16-19... He went 7-for-14 (.500) with three doubles and two home runs in the four-game series vs. NYM... It was his first career weekly award... Had a career-best 46-game errorless streak from 6/30-9/28... He made just two errors in his final 75 game in the field (since June 30).

HIGHEST OBP % AMONG SHORTSTOPS IN MAJORS (2007-2010)

1.	Hanley Ramirez	.394
2.	Derek Jeter	.374
3.	Troy Tulowitski	.364
4.	**Yunel Escobar**	**.361**
5.	Ryan Theriot	.355

BLUE JAYS, FIRST HR WITH TEAM IS GRAND SLAM

Rick Bosetti	May 7, 1978 vs. SEA	Frank Thomas	Apr. 7, 2007 vs. TB
Glenallen Hill	Sept. 1, 1989 vs. MIN	Joe Inglett	June 19, 2008 vs. MIL
Dick Schofield	May 28, 1994 vs. CAL	Kevin Millar	Apr. 16, 2009 vs. MIN
Chris Gomez	Apr. 22, 2004 vs. BOS	Yunel Escobar	July 18, 2010 vs. BAL

FARINA, Alan

PITCHER

36

Birthdate . . . . . August 9, 1986
Opening Day Age 24
Birthplace. . . . . .Winter Park, FL
Residence . . . . . Chuluota, FL
Bats/Throws . . . . . R/R
Height/Weight 5-11/190
Contract Status . . . . . signed thru 2011
M.L. Service 0.000

PERSONAL: Alan Robert Farina… Single... Attended Clemson University where in his only season was 6-3 with a 3.77 ERA (24ER/57IP) in 25 games (2 starts) and struck out 72 and only allowed 41 hits… Began his collegiate career at Daytona Beach Community College and was named first-team all-state and conference Pitcher of the Year in 2006… Was named #2 prospect in the Florida Collegiate League and #9 Florida Junior College prospect by Perfect Game after posting a 9-2 record… Attended Oviedo High School where he lettered three times and posted an 11-2 record with a 0.52 ERA in his senior year.

LAST SEASON: Split time between Dunedin (A) and New Hampshire (AA) last season… **STINGY:** Allowed eight earned runs this season in 55.2 IP (49 app)… Had a stretch of not allowing a run from May 30th to July 30th a span of 14 appearances (17.2IP)… Struck out 11.96 per nine Innings and held opponents to a 0.81 WHIP… His 1.29 ERA was the lowest of any player in the Blue Jays minor league organization (Min. 30IP) in 2010… **MOVIN' ON UP:** After 32 games with Dunedin (2-1, 1.24 ERA, 5ER, 36IP, 19H, 46K) was promoted to AA for the first time in his career.

ALAN FARINA

Numbers in bold – career high

Year	Club & League	W-L	ERA	G	GS	CG	ShO	SV	IP	H	R	ER	HR	HB	BB-IBB	SO	WP	BK	OBA
2007	Auburn (NYP)	0-2	4.91	6	3	0	0	0	11.0	10	7	6	1	1	10-0	14	1	0	.233
2008	Lansing (Mid)	3-1	3.07	15	0	0	0	1	29.1	19	11	10	2	1	14-0	37	1	0	.179
2009	Dunedin (FSL)	1-3	6.51	27	2	0	0	5	37.1	47	32	27	4	1	24-0	34	4	1	.307
2010	Dunedin (FSL)	2-1	1.24	32	0	0	0	2	36.1	19	7	5	0	0	11-0	46	4	0	.156
	New Hampshire (East)	1-0	1.40	17	0	0	0	4	19.1	6	3	3	0	1	9-0	28	1	0	.092
Minor Totals		7-7	3.44	97	5	0	0	12	133.1	101	60	51	7	4	68-0	159	11	1	.207

FARINA — TRANSACTIONS

- Selected by the Toronto Blue Jays in the 3rd round of the 2007 First Year Player Draft

PROFESSIONAL CAREER:

2007: Made his professional debut on July 20 for Auburn in the New-York Penn League (A), allowing three runs in 0.2 IP... Went on to allow earned runs in only two of his remaining five appearances

2008: Pitched a full season at Lansing (A), making 16 appearances, all in relief... Recorded his first professional winn in his first outing of the season, and went on to record three victroies on the year, including his first career save... Held Midwest League hitters to a .179 averagem while striking out 12 batters per nine innings.

2009: Spent the entire season at Dunedin (High-A), pitching out of the bullpen... Collected five saves, all in the month of August, when he had his best month, posting a 3.48 ERA in 10 outings.

BLUE JAYS PITCHERS — MOST WINS vs LOSSES

(10 or more)

+15	Jack Morris	1992	21-6	+11	Doyle Alexander	1984	17-6
	Roy Halladay	2003	22-7		Dennis Lamp	1985	11-0
+14	Roger Clemens	1997	21-7		Juan Guzman	1992	16-5
	Roger Clemens	1998	20-6		Juan Guzman	1993	14-3
+12	Dave Stieb	1990	18-6		Roy Halladay	2006	16-5
	David Wells	2000	20-8	+10	Pat Hentgen	1993	19-9
	Roy Halladay	2002	19-7		Pat Hentgen	1996	20-10

FRANCISCO, Frank

PITCHER

50

Birthdate . . . . . September 11, 1979
Opening Day Age 31
Birthplace. . . . . Santo Domingo, DR
Residence . . . . . Miami, FL
Bats/Throws . . . . . R/R
Height/Weight 6-2/250
Contract Status . . . . . signed thru 2011
M.L. Service 6.053

PERSONAL: Franklin Francisco... Married with two children... Had previously participated in several of the Texas Rangers' Hispanic outreach initiatives... Played amateur baseball in his native Santo Domingo, Dominican Republic.

LAST SEASON: The Texas closer to begin the season... Was removed from the role in April and served as a set-up man the rest of the season... **PROUD OF PERIPHERALS:** Had 60 strikeouts and only 18 walks, including a .247 opponents average... Has now limited hitters to a .225 average in his career with 10 strikeouts per nine innings... Held left-handed batters to a .205 mark... His10 strikeouts per nine innings is 2nd on the all-time Rangers list behind only Nolan Ryan... **SWOOPING IN FOR THE WIN:** Had a career high six wins, icluding five in the team's first 44 games... Posted a 7.30 ERA in his first 14 outings, including blown saves, Apr. 8 vs. TOR and Apr. 10 vs. SEA, and moved to the set-up role in favour of Neftali Feliz... Posted a 2.77 ERA through the balance of the season... From May 13 on, opponents hit just .208, covering 41 appearances... **DOWN AND OUT:** Was placed on the disabled list Aug. 28 with a right latissimus dorsi strain... Did not pitch for the remainder of the season... Began a throwing program Sept. 21, but was unable to return for post-season duty... **STRANDED:** Allowed just two of 13 inherited runners to score, and has allowed just 18.8% (25-133) to score in his career, a Rangers record and 3rd best among active pitchers.

FRANK FRANCISCO

Numbers in bold – career high

Year	Club & League	W-L	ERA	G	GS	CG	ShO	SV	IP	H	R	ER	HR	HB	BB-IBB	SO	WP	BK	OBA
1997						Injured - Did Not Play													
1998	DSL Red Sox (DSL)	0-5	10.31	16	13	0	0	0	48.0	44	66	55	4	3	76-0	53	21	4	.243
1999	Red Sox (GCL)	2-4	4.56	12	7	0	0	0	53.1	58	39	27	3	4	35-0	48	7	3	.275
2000	Red Sox (GCL)	0-0	18.00	1	0	0	0	0	1.0	2	3	2	0	0	2-0	1	1	0	.400
2001	Augusta (SAL)	4-3	2.91	37	0	0	0	2	68.0	40	25	22	3	6	30-0	90	6	1	.168
2002	Trenton (East)	2-2	5.63	9	0	0	0	0	16.0	10	13	10	0	2	16-1	18	3	0	.172
	Sarasota Red (FSL)	1-5	2.55	16	10	0	0	0	53.0	33	19	15	1	4	27-0	58	4	0	.185
	Winston-Salem (Caro)	0-4	8.06	6	6	0	0	0	25.2	31	23	23	3	1	18-0	25	4	2	.310
2003	Winston-Salem (Caro)	7-3	3.56	16	16	1	1	0	78.1	59	40	31	7	6	36-0	67	4	1	.207
	Frisco (Tex)	2-3	8.41	7	6	0	0	0	35.1	43	33	33	5	4	18-1	22	0	0	.305
2004	Frisco (Tex)	1-3	2.55	15	0	0	0	6	17.2	7	6	5	1	2	10-1	30	4	1	.117
	TEXAS (AL)	5-1	3.33	45	0	0	0	0	51.1	36	19	19	4	3	28-2	60	4	1	.198
2005	Oklahoma City (PCL)	0-0	3.00	2	0	0	0	1	3.0	2	1	1	0	0	2-0	4	0	0	.200
	Frisco (Tex)	0-1	8.10	4	3	0	0	0	3.1	4	6	3	0	0	2-0	3	1	1	.333
2006	Frisco (Tex)	0-0	1.84	13	0	0	0	0	14.2	10	3	3	1	0	4-0	22	1	0	.189
	Spokane (Nwst)	0-0	0.00	4	0	0	0	0	4.0	3	0	0	0	0	0-0	6	1	0	.200
	TEXAS (AL)	0-1	4.91	8	0	0	0	0	7.1	8	4	4	2	0	2-0	6	1	0	.267
2007	Oklahoma City (PCL)	1-0	0.00	5	0	0	0	2	6.0	0	0	0	0	1	3-0	14	0	0	.000
	TEXAS (AL)	1-1	4.55	**59**	0	0	0	0	59.1	57	33	30	3	2	**38**-4	49	8	0	.258
2008	Oklahoma City (PCL)	0-0	0.00	8	0	0	0	5	9.0	3	0	0	0	0	3-0	16	0	0	.100
	TEXAS (AL)	3-**5**	3.13	58	0	0	0	5	**63.1**	47	24	22	7	0	26-2	**83**	5	0	.200
2009	Frisco (Tex)	0-0	0.00	2	1	0	0	0	2.0	1	0	0	0	0	0-0	1	0	0	.143
	TEXAS (AL)	2-3	3.83	51	0	0	0	**25**	49.1	40	21	21	6	1	15-1	57	3	0	.214
2010	TEXAS (AL)	**6**-4	3.76	56	0	0	0	2	52.2	49	23	22	5	1	18-2	60	2	1	.247
Minor Totals		20-33	4.72	173	62	1	1	16	438.1	350	277	230	28	33	282-3	478	57	13	.218
MAJOR TOTALS		17-15	3.75	277	0	0	0	32	283.1	237	124	118	27	7	127-11	315	23	2	.225

FRANCISCO — TRANSACTIONS

- Signed by the Boston Red Sox as a non-drafted free agent on December 15, 1996
- Traded to the Chicago White Sox along with LHP Byeong Hak in exchange for RHP Bobby Howry on July 31, 2002
- Traded to the Texas Rangers along with OF Anthony Webster and RHP Josh Rupe on July 24, 2003 which completed deal for OF Carl Everett, cash considerations and three players to be named later on July 1, 2003
- On disabled list (right elbow inflammation) March 25-remainder of season, 2005; included rehabilitation assignmnet at Frisco (AA) April 12-18 and April 23-27 and Oklahoma (AAA) April 18-23
- On disabled list (recovering from right elbow surgery) March 31-June 20, 2006; included rehabilitation assignment at Frisco (AA) June 2-18
- On disabled list (right elbow strain) June 27-August 15, 2006
- On disabled list (right bicep tendinitis) May 7-21, 2009
- On disabled list (right shoulder tendinitis) June 4-19, 2009; included rehabilitation assignment at Frisco (AA) June 18-19
- On disabled list (mild pneumonia) July 11-August 2, 2009; included rehabilitation assignment at Frisco (AA) July 31-August 1
- On disabled list (right latissimus dorsi muscle strain) August 28-remainder of season, 2010
- Traded to the Toronto Blue Jays along with cash considerations in exchange for C Mike Napoli on January 25, 2011

GAME HIGHS — FRANCISCO, Frank

ML Debut	May 14, 2004 at DET	**ER Allowed**	6 - Aug. 14, 2009 vs. BOS
Innings Pitched:		**HR Allowed**	2 - 2 times, last Jun. 1, 2008 vs. OAK
Starter	None	**Low Hit CG**	None
Reliever	2.2 - Jun. 2, 2007 at SEA	**Last Win**	Jun. 24, 2010 vs. PIT
Walks:		**Last Save**	May 1, 2010 at SEA
Starter	None	**Last CG**	None
Reliever	5 - Sept. 9, 2007 vs. OAK	**Last ShO**	None
Strikeouts:		**Last Start**	None
Starter	None	**Last Relief App.**	Aug. 27, 2010 vs. OAK
Reliever	4 - 2 times, last May 13, 2010 vs. OAK	**Longest Win Streak**	4G - 2 times, last Apr. 30-Jun. 24, 2010
Hits Allowed	7 - Aug. 14, 2009 vs. BOS	**Longest Losing Streak**	3G – Jul. 28-Aug. 18, 2008
Runs Allowed	6 - Aug. 14, 2009 vs. BOS	**Scoreless Innings Streak**	17.2 - Apr. 6-May 29, 2009

FIELDING

FRANCISCO, Frank — P

Year	PCT	G	PO	A	E	TC	DP
2004	1.000	45	4	2	0	6	0
2006	1.000	8	2	0	0	2	0
2007	.714	59	2	3	2	7	0
2008	.750	58	2	1	1	4	0
2009	.500	51	1	0	1	2	0
2010	1.000	56	4	1	0	5	0
Total	.846	277	15	7	4	26	0

FRANK FRANCISCO — MILESTONES

Category		Date	Opponent	Notes
Win	1	June 10, 2004	Pittsburgh	as a reliver - 1.2 IP, BB, 3K
Save	1	Aug. 27, 2008	at Kansas City	1.0 IP, 2K

PROFESSIONAL CAREER:

1999: Spent the entire season with the GCL Red Sox and went 2-4 with a 4.56 ERA in 12 games... Struck out 7 of 5 innings vs. GCL Rangers July 31.

2000: MIssed the majority of the season due to injury... Made just one appearance with the GCL Red Sox and pitched just one inning.

2001: Played the entire season at Augusta (A)... Allowed 2 or fewer hits in 34 of his 37 appearances... Averaged 11.9 strikeouts.

2002: Rated by Baseball America as the No. 29 prospect and as having the Best Fastball in the White Sox organization... Spent time at Trenton (AA) and Sarasota (A) in the Red Sox organization and with Winston-Salem (A) in the White Sox system... Went a combined 3-11 with a 4.56 ERA in 94.2 innings pitched... Allowed 7.0 hits per 9.0 innings... Averaged 9.6 stikeouts and 5.8 walks per 9.0 innings pitched... Held opponents to a .172 average at Trenton and .185 at Sarasota... Traded on July 31 from Boston with Byeong Hak An to the White Sox for Bobby Howry.

2003: Split the season between Winston-Salem (A) and Frisco (AA) after being acquired in a trade along with RHP Josh Rupe and OF Anthony Webster from the Chicage White Sox July 24 which completed the July 1 trade of Carl Everett to Chicago... Pitched six innings three times for a Frisco season-high... Made two appearances in the Texas League playoffs and was 0-0, 0.00 in 2.2 innings... At Winston-Salem he was 7-3 with a 3.56 ERA in 16 appearances (all starts)... In 78.1 innings pitched he struck out 67 and walked just 36... Struck out a season-high 8 on 2 occasions--June 5 at Myrtle Beach and July 3 vs. Frederick (in this game he pitched his only complete game of the season and allowed just one hit)...

2004: Made his major league debut and finished 5th on the staff with 45 relief appearances... Led Texas relievers with an average of 10.52 strikeouts per 9 innings, the 7th-best ratio in the American League, and ranked 2nd among Texas relief corps with 60 strikeouts... Ranked among AL rookie leaders in strikeouts (T6th), wins (T7th, 5) and games (10th)... Was named the AL Rookie of the Month for August... .Allowed a run in 14 of 45 games, finished 7 games and had 10 holds... Allowed 5 of 28 inherited runners to score (17.9%), a percentage that would have ranked as the 6th-lowest in the AL had he qualified... was 0-3 in save opportunities and first batters hit .175 (7-40)... Purchased from Frisco on May 12 when reliever Doug Brocail went on the disabled list with appendicitis... Made **Major League debut** on May 14 at Detroit, allowing 2 runs in 1.2 innings... Posted a 2.10 ERA (6 ER/25.2 IP) over his final 22 outings, beginning July 23, to lower final mark from 4.56 to 3.33... Won his final 4 decisions after lone loss on June 16 at Cincinnati... Held opposing major league batters to a .198 average, 10th-best among AL relievers... Averaged over a strikeout per inning and matched the fewest outings of any AL reliever with at least 60 strikeouts... Posted season-high 4 K's on May 21 vs. New York (AL)...

2005: Did not play in the major leagues in 2005, spending the entire season on the disabled list... Placed on the 15-day disabled list on April 2 (retroactive to March 25) with right elbow inflammation... Made six rehab appearances in April for Frisco (AA) and Oklahoma (AAA), going 0-1, 5.68 (4 ER/6.1 IP) with one save... Made final rehab outing for Frisco on April 23 at Corpus Christi.. Underwent "Tommy John" ligament transplant surgery on his right elbow on April 29 and did not pitch the remainder of the season... Began season at Frisco, going 1-3 with a 2.55 ERA and 6 saves in 15 relief appearances... Led all minor league relievers by averaging 15.28 strikeouts per 9 innings... Recorded at least one strikeout in 14 of 15 outings.

2006: Made eight appearances this season, allowing runs in three of them... Was recalled by the club on Sept. 8 from Class A Spokane and had not pitched in the Majors since Sept. 17, 2004, while recovering from Tommy John surgery in April of 2005... Appeared in 13 games for Double-A Frisco and went 0-0 with a 1.84 ERA in 14.2 innings, allowing 10 hits and 3

runs with 22 strikeouts and just 4 walks... Also pitched in 4 games for Class A Spokane where he was 0-0, 0.00 after 4.0 IP and allowed 3 hits, no runs, 6 strikeouts and no walks.

2007: Recalled on Apr. 23 and spent the rest of the season in Texas, appearing in a carerr high 59 games... Recorded 21 holds... Did not have a save opportunity... Posted a 0.77 ERA in first 10 outings and had his 2.70 ERA in last 12 outings... Pitched a career high 2.2 IP, June 2 at SEA.

2008: Opened the season in Oklahoma (AAA) before joining the Rangers on April 22 for rest of year... Finished among staff leaders in appearances (2nd, 58), games finished (2nd, 18), saves (2nd, 5), relief wins (T2nd, 3), relief innings (3rd, 63.1), strikeouts (3rd on entire staff), and holds (4th, 12)... Established career highs in games finished, saves, innings, strikeouts, and opponents on-base percentage (.277)... Tied for team lead with 6 blown saves and had 2nd-most relief losses... Had the lowest ERA of any Texas pitcher with at least 25.0 innings (3.13)... Batters swung and missed on 28.5% of swings, 2nd-highest figure on staff and 3.19 strikeout-to-walk ratio was tops on club and 11th in the A.L... Had a 2.53 (9 ER/32.0 IP) ERA at Rangers Ballpark to lower career home mark to 2.98 (31 ER/93.2 IP) over 68 games... On one day of rest posted 0.00 ERA (0 ER/13.1 IP) in 11 games with 2 walks, 20 strikeouts, and a .143 opponents average... First batters hit .164 (9-55) with 2 walks, 22 strikeouts and one homer.

2009: Ranked 10th in the A.L. in both saves (25) and games finished (42)... Also placed among team leaders in relief strikeouts (2nd, 57), games (3rd, 51), and relief innings (4th, 49.1)... Allowed runs in 8 of 51 appearances, permitting multiple runs 6 times... Had 2.70 ERA (7 ER/23.1 IP) in 24 road outings, with a 4.85 figure (14 ER/26.0 IP) in 27 home contests... Had 2.28 ERA (7 ER/27.2 IP) before All-Star break, 5.82 (14 ER/21.2 IP) after break... First batters hit .188 (9-48) with three walks... Had five outings of more than 1.0 inning.

TRIPLE PLAYS

BY TORONTO (3)

APR. 22/78 vs. Chicago at Toronto-With Jim Clancy pitching in the Chicago second, after Bobby Bonds homered Lamar Johnson doubled and stayed at second on an infield hit by Ron Blomberg. Junior Moore followed with an attempted bunt that was lined to Clancy who threw to John Mayberry at first to double Blomberg. Mayberry then fired the ball to Luis Gomez at second and Johnson was tripled up before he could return to the bag. Final Score-Toronto 4 Chicago 2.

SEPT. 7/79 at Cleveland-With Phil Huffman pitching in Cleveland's eighth and the bases loaded, Ted Cox grounded to third baseman, Roy Howell, who stepped on the bag forcing Mike Hargrove, threw to second baseman, Luis Gomez, who erased Rick Manning and then relayed to first baseman, John Mayberry to nip Cox. Final Score Cleveland 9 Toronto 8.

SEPT. 21/79 vs. New York at Toronto-With Tom Underwood pitching in New York's seventh, Chris Chambliss and Roy Staiger were at first and second on consecutive singles. Damaso Garcia, the batter, lined sharply to second baseman Dave McKay, who threw to Craig Kusick at first to double Staiger. Kusick relayed to shortstop Alfredo Griffin at second base to catch Chambliss off base for the third out. Final Score-Toronto 3 New York 2.

BY OPPOSITION (6)

SEPT. 9/78 vs. Baltimore at Toronto-With Scott McGregor pitching in the Blue Jays' sixth Doug Ault and Dave McKay hit consecutive singles to put Toronto runners on first and second. Rick Cerone followed with a hard grounder to Doug DeCinces who stepped on third for the first out and then threw to Rick Dauer at second for a forceout. Dauer then fired the ball to first baseman Eddie Murray, beating Cerone to the bag. Final Score-Baltimore 4 Toronto 0.

SEPT. 10/91 vs. the Seattle Mariners at Toronto-With Brian Holman pitching for Seattle in the Blue Jays' fifth. Devon White and Roberto Alomar led off with consecutive singles to put men on first and second. Joe Carter stepped up to the plate and hit a grounder to third where Edgar Martinez threw to Harold Reynolds at second for the first out, Reynolds then relayed a throw to first to get Carter. Then, Mariner first baseman, Tino Martinez threw home where Seattle catcher David Valle put the tag on Devon White for the third out. Final Score-Seattle 5 Toronto 4.

JULY 13/95 at Seattle-With Jeff Nelson pitching for Seattle in the Blue Jays' ninth inning, Shawn Green led off with a single and moved to second on a hit by Alex Gonzalez. Sandy Martinez, the next batter, then attempted to bunt. Seattle pitcher Jeff Nelson let the ball drop in front of him and threw to second where shortstop Luis Sojo tagged out Green, stepped on second to force Gonzalez, and then threw to first (to second baseman Joey Cora covering) to get Martinez. Final Score-Toronto 4 Seattle 1.

JULY 28/97 (2nd game) at Milwaukee-With Joel Adamson pitching for Milwaukee in the Blue Jays' fourth inning, Ed Sprague led off with a single to left field. Benito Santiago singled to center and advanced Sprague to second. Alex Gonzalez hit a ground ball to third baseman Jeff Wills who touched third to force Sprague and then threw to Mark Loretta at second to force Santiago. Loretta then made the relay to first to Dave Nilsson to get Gonzalez. Final score-Toronto 3 at Milwaukee 9.

SEPT. 13/02 vs. Tampa Bay-With Dewon Brazelton pitching for Tampa Bay in the Blue Jays' fifth inning, Chris Woodward led off with a single to left-center field. Dave Berg was then hit by a pitch. Ken Huckaby lined out to Andy Sheets at second base who threw to shortstop Chris Gomez who tagged Chris Woodward for the put-out. Gomez threw to first baseman Aubrey Huff which doubled-up Dave Berg at first, for the third out. Final score-Toronto 5 Tampa Bay 2.

MAY 12/08 (2nd game) at Cleveland-with Cliff Lee pitching for Cleveland in the Blue Jays' fifth inning, Kevin Mench led off with a single, Marco Scutaro the singled to centre. Lyle Overbay then lined into an unassisted triple play with second baseman Asdrubal Cabrera making all three outs.

FRASOR, Jason

PITCHER

54

Birthdate . . . . . August 9, 1977
Opening Day Age 33
Birthplace. . . . . Chicago, IL
Residence . . . . . Oak Forest, IL
Bats/Throws . . . . . R/R
Height/Weight 5-9/179
Contract Status . . . . . signed thru 2011
M.L. Service 6.134

PERSONAL: Jason Andrew Frasor... Married with one child... Youngest of four brothers... Graduate of Oak Forest (IL) High School, where he was named to the Chicago Sun-Times and Chicago Tribune all-state baseball team as a senior after leading his team to a league championship... Pitched four seasons for Southern Illinois University while majoring in speech communications... Ranks 2nd on the Salukis' career strikeout list (278) and 4th in career games started (41)... Received Richard "Itch" Jones Award as team Most Valuable Player in 1997 and 1999... Signed by Tigers scout Steve Lemke.

LAST SEASON: Appeared in career high 69 games last season which was second on the Club (Camp 70)… **MILESTONES:** On July 31 pitched in his then 387th career game as a Blue Jay and passed Paul Quantrill for 4th on the Club's all-time appearance list… On Sept. 26 vs. BAL saved his 36th career game as a Blue Jay passing Jeremy Accardo and tying Miguel Batista for 8th on the all-time Club list… **SCORELESS:** Had a stretch of 10.1 consecutive scoreless innings over 10 appearances from Sept. 7-29 where he only allowed four hits, walked two and struck out nine holding opponents to a .118 average… **HOME COOKING:** In 32 games at home this season, posted an 0-1 record with a 2.59 ERA (9ER/31.1IP) including an opponents average of .176 (19-108) and a 0.93 WHIP… **GETTING STRONGER:** In the 2nd half of this season posted an 0-2 record with a 2.48 ERA (8ER/29.0IP) as opposed to 4.67 (18ER/34.2IP) on the first half… Also held opponents to a .215 average (23-107) and a WHIP of 1.10… **KEEP 'EM IN THE YARD:** Allowed only four home runs for the 3rd consecutive season and has allowed only 15 over his last four seasons... The .57 home runs per nine was 2nd on the club (Downs - .44) and ranked 16th in the AL (min 60 IP)... Ranks 6th in the AL with a 0.60 HR/9 since 2007 (min 220 IP).

JASON FRASOR

Numbers in bold – career high

Year	Club and League	W-L	ERA	G	GS	CG	ShO	SV	IP	H	R	ER	HR	HB	BB-IBB	SO	WP	BK	OBA
1999	Oneonta (NYP)	3-3	1.69	12	11	0	0	0	58.2	36	16	11	3	1	22-0	69	3	2	.176
	West Michiga (Mid)	2-1	2.55	4	4	1	1	0	24.0	17	10	7	2	2	9-0	33	0	3	.198
2000	West Michiga (Mid)	5-3	3.28	14	14	0	0	0	71.1	55	32	26	2	4	29-0	65	5	1	.208
2001	Lakeland (FSL)	Injured — Did Not Play																	
2002	Lakeland (FSL)	5-6	3.53	24	24	0	0	0	117.0	112	54	46	10	8	46-1	87	2	2	.257
2003	Vero Beach (FSL)	1-0	1.85	15	0	0	0	6	24.1	16	7	5	0	0	4-0	36	0	1	.182
	Jacksonville (Sou)	1-0	2.95	35	0	0	0	17	36.2	33	14	12	2	1	14-0	50	1	0	.241
2004	Syracuse (Int)	0-0	1.93	3	0	0	0	0	4.0	1	1	1	0	0	5-0	6	0	0	.077
	TORONTO (AL)	4-**6**	4.08	63	0	0	0	**17**	68.1	64	31	31	4	2	**36**-3	54	4	2	.251
2005	TORONTO (AL)	3-5	3.25	67	0	0	0	1	**74.2**	67	31	27	8	3	28-2	62	1	0	.247
2006	Syracuse (Int)	3-1	3.98	18	0	0	0	1	20.1	21	10	9	1	0	13-0	33	3	0	.266
	TORONTO (AL)	3-2	4.32	51	0	0	0	0	50.0	47	24	24	8	2	17-1	51	3	0	.244
2007	TORONTO (AL)	1-5	4.58	51	0	0	0	3	57.0	47	29	29	3	2	23-1	59	2	1	.220
2008	TORONTO (AL)	1-2	4.18	49	0	0	0	0	47.1	36	23	22	4	1	32-4	42	6	0	.208
2009	TORONTO (AL)	**7**-3	2.50	61	0	0	0	11	57.2	43	17	16	4	2	16-3	56	2	0	.209
2010	TORONTO (AL)	3-4	3.68	**69**	0	0	0	4	63.2	61	30	26	4	4	27-6	**65**	5	0	.247
Minor Totals		20-14	2.96	125	53	1	1	24	356.1	291	144	117	20	16	142-1	379	14	9	.222
MAJOR TOTALS		22-27	3.76	411	0	0	0	36	418.2	365	185	175	35	16	179-20	389	23	3	.234

FRASOR — TRANSACTIONS

- Selected by the Detroit Tigers in the 33rd round in the June 1999 First Year Player Draft
- On disabled list (right elbow) April 5-September 14, 2001
- Traded to the Los Angeles Dodgers along with RHP Tom Farmer and a player to be named later in exchange for OF Hiram Bocachica on Sept. 18, 2002
- Traded to the Toronto Blue Jays in exchange for OF Jayson Werth on March 30, 2004

GAME HIGHS — FRASOR, Jason

ML Debut	Apr. 16, 2004 vs. BAL
Innings Pitched:	
Starter	None
Reliever	2.2 - May 2, 2005 at BAL
Walks:	
Starter	None
Reliever	3 - 3 times, last Aug. 14, 2008 at DET
Strikeouts:	
Starter	None
Reliever	5 - 5 times, last Sept. 26, 2009 vs. SEA
Hits Allowed	4 - 6 times, last on Apr. 25, 2010 at TB
Runs Allowed	5 – 2 times, last Aug. 14, 2008 at DET
ER Allowed	5 – 2 times, last Aug. 14, 2008 at DET
HR Allowed	2 - Sept. 3, 2009 vs. NYY
Low Hit CG	None
Last Win	Jul. 2, 2010 at NYY
Last Save	Sept. 26, 2010 vs. BAL
Last CG	None
Last ShO	None
Last Start	None
Last Relief App.	Oct. 1, 2010 at MIN
Longest Win Streak	5G - Apr. 13-Jun. 18, 2009
Longest Losing Streak	5G - Apr. 14-Jul. 30, 2005
Scoreless Innings Streak	20.0 - Apr. 29-Jun. 6, 2004

FIELDING

FRASOR, Jason — P

Year	PCT	G	PO	A	E	TC	DP
2004	1.000	63	8	8	0	16	1
2005	.929	67	6	7	1	14	1
2006	.923	51	4	8	1	13	0
2007	1.000	51	2	7	0	9	0
2008	1.000	49	3	7	0	10	0
2009	1.000	61	3	5	0	8	0
2010	.917	69	6	5	1	12	1
Total	.963	411	32	47	3	82	3

JASON FRASOR — MILESTONES

Category		Date	Opponent	Notes
Win	1	May 8, 2004	Chicago White Sox	1.0IP, BB
Save	1	May 4, 2004	Kansas City	1.0IP, H, K

PROFESSIONAL CAREER:

1999: Started his first professional season at Oneonta (A) before moving on to West Michigan... Selected to play in the New York-Penn League All-Star Game.

2000: Chosen as the West Michigan Tigers' Minor League Pitcher of the Month for August after going 5-1 with a 2.86 ERA, winning his last four decisions of the season.

2001: Missed entire season while recovering from a right elbow injury.

2002: Returned to action after missing the 2001 campaign and made 24 starts for Detroit's Single-A Lakeland club.

2003: In his first pro campaign as a relief pitcher, split time with Vero Beach (A) and Jacksonville (AA), combining for a 2-0 record, a 2.51 ERA, 23 saves and 86 strikeouts while yielding just 18 walks and 49 hits in 61.0 innings over 50 games... The 23 saves tied Las Vegas' Steve Colyer for the highest total among Dodger minor leaguers... Upon his promotion to Jacksonville, went 1-0 with a 2.95 ERA and notched 17 saves in 17 opportunities to rank 4th in the Southern League... The 17 consecutive converted saves set a new league record...

2004: Began the season with Syracuse (AAA) after being acquired in a trade with the Los Angeles Dodgers on March 30 in exchange for OF Jayson Werth... Was recalled by the Blue Jays on April 14 and spent the rest of the season with Toronto... Led AL rookies and tied for 4th in club history among rookies with 63 appearances... Was 2nd among AL rookies with 17 saves in 19 chances... The 17 saves tied Darren Hall (1994) for 2nd most by a Blue Jays rookie in franchise history (Billy Koch, 31 in 1999)... Made his **Major League debut** on April 16 vs. BAL (1.2IP, 2H, BB)... From April 29 through June 6 did not allow a run in 16 consecutive outings, for a team season high 20.0 consecutive scoreless innings... Allowed a run in just one of his first 22 ML outings for a 0.68 ERA... May 4 vs. KC recorded his first ML save with one scoreless inning (H, K)... May 8 vs. CWS picked up his first ML win with a scoreless inning (BB)... Stranded 20 of 26 inherited runners.

AMONG BLUE JAY RELIEVERS (ALL-TIME)

GAMES

1.	Duane Ward	450
2.	Tom Henke	446
3.	**Jason Frasor**	**411**
4.	Paul Quantrill	366
5.	Scott Downs	329

INNINGS

1.	Duane Ward	648.2
2.	Tom Henke	563.0
3.	Mark Eichhorn	455.0
4.	Jim Acker	436.0
5.	**Jason Frasor**	**418.2**

STRIKEOUTS

1.	Duane Ward	670
2.	Tom Henke	644
3.	**Jason Frasor**	**389**
4.	Mark Eichhorn	356
5.	Mike Timlin	321

2005: Ranked 3rd in the AL in inherited runners stranded (34 of 40)... Finished tied for the team lead in innings by a reliever, throwing a career high 74.2 IP... Set a new career high with 62 strikeouts, while walking just 28 batters... Led the team with a 0.61 ERA in September/October, allowing just one earned run in 14.2 IP... After the break was 2-1 with one save and a 2.72 ERA in 31 appearances.

2006: Optioned to AAA Syracuse on April 27, being recalled May 11, and was optioned again on July 2, with a recall on Aug. 4... Posted his best performance after his return in August going 1-1, with an ERA of 2.65 in 18 Aug/Sept appearances... Also posted a record of 1-1 with a 1.93 ERA after his return in May from Syracuse... Retired 36 of 51 first batters faced (71%), and stranded 19 of 37 inherited runners (51%)... LH hitters only managed a .214 batting avg. (15-70).

2007: Ranked 4th on the club with 51 appearances... His opponents average of .220 ranked 3rd among Blue Jays relievers... Posted three saves, the most since his rookie season... May 30-June 26 had a string of nine straight scoreless outings (14.0 straight innings)... In seven appearances vs. The World Series Champion Boston Red Sox, allowed only one earned run in 7.2 IP... Held the opponents 3/4/5 hitters to a .155 (11-71) average with one home run... RH Hitters were held to a .200 average, notching only 24 hits in 120 at-bats.

2008: Held opponents to a .208 average, ranking 2nd on the club… Held RH hitters to a .174 avg., marking the best number of any Blue Jays hurler, and ranked 7th in the AL (min 100 AB)… Allowed only four of 32 inherited runners to score (12.5%) to rank 2nd in the major leagues.

2009: Picked up a career high seven wins in relief leading all bullpen members… The seven wins ranked T-4th in the AL for relievers… Allowed just 0.62 home runs per nine innings was the lowest on the club and ranked 15th in the AL (min. 50 inn.)… Walked only 2.50 per nine innings to also the lead all bullpen members, and his 6.71 hits per nine was the best among all Blue Jays hurlers… Started the season with 11 straight appearances (11IP) without allowing an earned run… Posted a 0.56 ERA over his first 18 appearances of the year (16IP, 1ER)… Posted a record of 3-0 with 1 save and a 0.00 ERA in the month of April (9G, 9.1IP, 0ER)… April 11 at CLE recorded his first save since Sept. 21, 2007… Was a perfect 5-0 at home with a 1.45 ERA in 31 games… Opponents were held to a .179 average with OPS of .496… RH hitters were limited to a .140 average (14-100) with only 2-XBH… Allowed only nine of the 54 batters to reach base when leading off an inning for a .135 opponents average.

GOSE, Anthony

OUTFIELDER

43

NON-ROSTER

Birthdate . . . . . August 10, 1990
Opening Day Age 20
Birthplace. . . . . Bellflower, CA
Residence . . . . . Bellflower, CA
Bats/Throws . . . . . L/L
Height/Weight 6-1/190
Contract Status . . . . . signed thru 2011
M.L. Service 0.00

PERSONAL: Anthony Robert Gose... Single... Attended Bellflower High School in California... While in school earned 2008 Rawlings 1st team All-American honours... That same year was named California All-Region 1st team as well... Was signed and scouted by Tim Kissner with the Phillies... Was the Phillies 6th best prospect, according to Baseball America, prior to the beginning of the 2010 season.

LAST SEASON: Began the season with Clearwater (A) in the Phillies organization before being acquired by the Blue Jays on July 29, 20010 in exchange for 1B Brett Wallace... Joined the Dunedin Blue Jays (A) for the balance of the season... Overall appeared in 130 games, batting .262 with 20 doubles, 13 triples, seven home runs and 45 stolen bases... **PRE SUMMER HEAT:** Enjoyed his best two months in May and June, combining to hit .291 with 10 doubles, six triples and three home runs... **JAY DAYS:** Collected hits in six of his first seven games, including two three-hit contests... When leading off an inning for Dunedin, batted .324 (11-34), and overall hit .293 (55-188) in such situtaions for all of 2010... Finished the season ranking 1st in the Florida State league in stolen bases (45), T-1st in triples (13), 2nd in runs (88), 7th in hits (134) and T-9th in total bases (201).

ANTHONY GOSE

Numbers in bold – career high

Year	Club & League	AVG	G	AB	R	H	2B	3B	HR	RBI	SH-SF	HP	BB-IBB	SO	SB-CS	SLG	OBP	OPS
2008	Phillies (GCL)	.256	11	39	4	10	2	1	0	3	0-0	1	1-0	12	3-1	.359	.293	.652
2009	Lakewood (SAL)	.259	131	510	72	132	24	9	2	52	9-3	15	35-2	110	76-20	.353	.323	.676
2010	Clearwater (FSL)	.263	103	418	67	110	17	11	4	21	5-0	6	32-4	103	36-27	.385	.325	.710
	Dunedin (FSL)	.255	27	94	21	24	3	2	3	6	2-1	3	13-0	29	9-5	.426	.360	.786
Minor Totals		.260	272	1061	164	276	46	23	9	82	16-4	25	81-6	254	124-53	.372	.326	.699

GOSE — TRANSACTIONS

- Selected by the Philadelphia Phillies in the 2nd round of the 2008 First Year Player Draft
- Traded to the Houston Astros along with INF Jonathan Villar and RHP J.A. Happ in exchange for RHP Roy Oswalt on July 29, 2010
- Traded to the Toronto Blue Jays in exchange for 1B Brett Wallace on July 29, 2010

PROFESSIONAL CAREER:

2008: Began pro career with the Gulf Coast Phillies... Hit safely in nine of 11 games.

2009: Spent season with Lakewood (A)... Led all minor league players in stolen bases (76)... Led South Atlantic League in at-bats (510) and was 4th in triples (9)... Named to SAL Mid-Season All-Star team... Had a professional high four stolen bases, May 31... Hit .407 in six post-season games with Lakewood.

BACK-TO-BACK-TO-BACK HOME RUNS

The Blue Jays have hit three consecutive home runs **FIVE** times in their history:

- April 26, 1984 vs. Oakland A's (6th inning): Willie Upshaw (1R), George Bell, Jesse Barfield
- September 12, 1987 vs. New York Yankees (8th inning): Ernie Whitt (3R), Jesse Barfield, Kelly Gruber
- April 18, 2000 vs. Los Angeles Angels (6th inning): Craig Grebek (2R), Raul Mondesi, Carlos Delgado
- August 21, 2001 at Minnesota Twins (6th inning): Shannon Stewart (1R), Raul Mondesi, Carlos Delgado
- April 9, 2005 vs. Boston Red Sox (3rd inning): Vernon Wells (1R), Corey Koskie, Shea Hillenbrand

HECHAVARRIA, Adeiny

INFIELDER

Birthdate . . . . . April 15, 1989
Opening Day Age 21
Birthplace. . . . . Santiago De Cuba, Cuba
Residence . . . Benito Jarez, Cancun, MEX
Bats/Throws . . . . . R/R
Height/Weight 5-11/180
Contract Status . . . . . signed thru 2013
M.L. Service 0.000

PERSONAL: Adeiny Hechavarria-Barerra… Single... Was signed to a 4-year deal with the Blue Jays on April 13 and placed on the 40-man roster… Was rated as the as the best defensive infielder in the Blue Jays system by Baseball America.

LAST SEASON: In his first professional season in North America, split time between Dunedin (A) and New Hampshire (AA)… **DEBUT:** Made his professional debut Apr. 25 at CLR as a pinch hitter and finished the game playing shortstop going 1-for-3 on the day… Recorded a hit in his first six contests and 15 of his first 17 games... **STEPPIN' IT UP:** Was promoted to New Hampshire (AA) June 28th and went on to hit .273 with the Fisher Cats with 11 doubles, a triple and three home runs in 61 games… Posted five, three-hit games and one, four-hit game in New Hampshire... Was sent to play in the Arizona Fall League but after two games he was shutdown for the season due to hamstring tightness.

ADEINY HECHAVARRIA

Numbers in bold – career high

Year	Club & League	AVG	G	AB	R	H	2B	3B	HR	RBI	SH-SF	HP	BB-IBB	SO	SB-CS	SLG	OBP	OPS
2010	Dunedin (FSL)	.193	41	161	21	31	7	3	1	7	1-0	0	5-0	25	7-0	.292	.217	.509
	New Hampshire (East)	.273	61	253	36	69	11	1	3	34	1-5	2	12-0	40	6-3	.360	.305	.665
Minor Totals		.242	102	414	57	100	18	4	4	41	2-5	2	17-0	65	13-3	.333	.272	.605

HECHAVARRIA — TRANSACTIONS

- Signed by the Toronto Blue Jays on April 13, 2010

OLDEST & YOUNGEST BLUE JAYS

OLDEST BLUE JAYS

Player	D.O.B	Last Game	Age at last Game
Phil Niekro	4/1/39	Aug. 29, 1987	48 yrs, 4 mths, 28 days
Dave Stieb	7/22/57	Sept. 25, 1998	41 yrs, 2 mths, 3 days
Dave Winfield	10/3/51	Oct. 24, 1992	41 yrs, 0 mths, 21 days
Matt Stairs	2/27/68	Aug. 27, 2008	40 yrs, 5 mths, 29 days
Dave Parker	6/9/51	Oct. 2, 1991	40 yrs, 3 mths, 23 days
Dan Plesac	2/04/42	May 22, 2002	40 yrs, 3 mths, 18 days
Frank Thomas	5/27/68	April 18, 2008	40 yrs, 1 mth, 9 days

YOUNGEST BLUE JAYS

Player	D.O.B	1st Game	Age at 1st Game
Brian Milner	11/17/59	June 23, 1978	18 yrs, 7 mths, 6 days
Fred Manrique	11/5/61	August 23, 1981	19 yrs, 9 mths, 18 days
Manny Lee	6/17/65	April 10, 1985	19 yrs, 9 mths, 24 days
Travis Snider	2/2/88	August 29, 2008	20 yrs, 6 mths, 27 days

HENN, Sean

PITCHER

38

NON-ROSTER

Birthdate . . . . . April 23, 1981
Opening Day Age 29
Birthplace. . . . . Fort Worth, TX
Residence . . . . . Aledo, TX
Bats/Throws . . . . . R/L
Height/Weight 6-3/235
Contract Status . . . . . signed thru 2011
M.L. Service 1.113

PERSONAL: Sean Michael Henn... Married with one child... Attended McLennan Community College (TX)... Was the first acquisition GM Alex Anthopoulos when claimed off waivers from Baltimore on Oct. 29, 2009.

LAST SEASON: Spent last season with Las Vegas of the Pacific Coast League (AAA), his first in the Blue Jays organization... Pitched both in relief and in the rotation, making nine starts in his 38 outings... **LEAD THE WAY:** His 4.73 ERA was the lowest on the 51s, of those throwing 90+ innings... Finished 3rd on the team with 97.1IP... **'PEN DOMINANCE:** In 28 relief outings, posted a 2-1 record with two saves and a 1.72 ERA... His bullpen ERA was easily the lowest on the club, with Daivid Purcey coming 2nd at a 3.38 ERA... As a starter went 1-3 with an 8.26 ERA.

SEAN HENN

Numbers in bold – career high

Year	Club & League	W-L	ERA	G	GS	CG	ShO	SV	IP	H	R	ER	HR	HB	BB-IBB	SO	WP	BK	OBA
2001	Staten IInd (NYP)	3-1	3.00	9	8	0	0	1	42.0	26	15	14	3	1	15-0	49	4	0	.178
2002									Injured - Did Not Play										
2003	Tampa (FSL)	4-3	3.61	16	16	0	0	0	72.1	69	31	29	3	1	37-0	52	7	0	.259
	Yankees (Gulf)	1-1	2.25	2	1	0	0	0	8.0	5	3	2	1	0	3-0	10	1	0	.167
2004	Trenton (East)	6-8	4.41	27	27	0	0	0	163.1	173	94	80	11	6	63-2	118	12	1	.280
2005	Trenton (East)	2-1	0.71	4	4	0	0	0	25.1	16	2	2	1	0	9-0	21	2	0	.188
	Columbus (Int)	5-5	3.23	16	16	1	1	0	86.1	79	37	31	5	4	27-0	64	0	0	.254
	NEW YORK (AL)	0-**3**	11.12	3	**3**	0	0	0	11.1	18	16	14	3	0	11-0	3	0	0	.360
2006	Columbus (Int)	3-1	4.01	18	6	0	0	0	42.2	44	19	19	1	2	20-0	33	1	0	.275
	NEW YORK (AL)	0-1	4.82	4	1	0	0	0	9.1	11	5	5	2	1	5-0	7	0	0	.297
2007	Scranton-Wb (Int)	1-3	3.24	16	3	0	0	0	33.1	29	12	12	1	0	9-0	30	2	0	.238
	NEW YORK (AL)	**2**-2	7.12	**29**	1	0	0	0	**36.2**	44	32	29	6	3	**27**-1	**28**	1	0	.293
2008	Tampa (FSL)	0-0	0.00	3	0	0	0	0	4.0	5	0	0	0	0	0-0	5	0	0	.313
	Scranton-Wb (Int)	1-0	1.35	5	0	0	0	0	6.2	5	2	1	0	0	1-0	7	0	0	.208
	Portland (PCL)	0-0	14.21	9	0	0	0	0	6.1	10	10	10	1	0	10-0	3	1	0	.385
	SAN DIEGO (NL)	0-0	7.71	4	0	0	0	0	9.1	11	8	8	1	0	9-1	9	1	0	.297
2009	Rochester (Int)	1-1	2.33	28	0	0	0	6	38.2	37	18	10	3	0	16-1	45	1	0	.240
	MINNESOTA (AL)	0-**3**	7.15	14	0	0	0	0	11.1	9	9	9	2	1	8-1	9	0	0	.225
	BALTIMORE (AL)	0-0	9.00	6	0	0	0	0	3.0	6	3	3	0	0	4-0	6	1	0	.400
2010	Las Vegas (PCL)	3-4	4.73	38	9	0	0	2	97.0	110	57	51	7	2	53-1	65	5	0	.289
Minor Totals		30-28	3.75	191	90	1	1	9	626.0	608	300	261	37	16	263-5	502	36	1	.260
AL TOTALS		2-9	7.53	56	5	0	0	0	71.2	88	65	60	13	5	55-2	53	2	0	.291
MAJOR TOTALS		2-9	7.56	60	5	0	0	0	81.0	99	73	68	14	5	64-3	62	3	0	.301

HENN — TRANSACTIONS

- Selected by the New York Yankees in the 26th round of the June 2000 First Year Player Draft
- Claimed on waivers by the San Diego Padres on May 9, 2008
- Signed by the Minnesota Twins on December 16, 2008
- Traded to the Baltimore Orioles in exchange for cash considerations on September 9, 2009
- Claimed on waivers by the Toronto Blue Jays on October 29, 2009

GAME HIGHS — HENN, Sean

ML Debut	May 4, 2005 at TB
Innings Pitched:	
Starter	4.2 - Jun. 20, 2005 vs. TB
Reliever	3.2 - Sept. 28, 2006 vs. BAL
Walks:	
Starter	7 - Jun .20 ,2005 vs. TB
Reliever	5 - Aug. 27, 2007 at DET
Strikeouts:	
Starter	4 - Sept. 20, 2006 at TOR
Reliever	4 - Aug. 27, 2007 at DET
Hits Allowed	8 - Aug. 27, 2007 at DET
Runs Allowed	9 - Aug. 27, 2007 at DET
ER Allowed	7 - Aug. 27, 2007 at DET
HR Allowed	3 - Jun. 25, 2005 vs. NYM
Low Hit CG	None
Last Win	Jun. 10, 2007 vs. PIT
Last Save	None
Last CG	None
Last ShO	None
Last Start	Sept. 30, 2007 at BAL
Last Relief App.	Sept. 26, 2009 at CLE
Longest Win Streak	2G - Apr. 19-Jun. 10, 2007
Longest Losing Streak	3G – 2 times, last Jun. 6-20, 2009
Scoreless Innings Streak	5.2 - May 22-Jun. 4, 2009

FIELDING

HENN, Sean — P

Year	PCT	G	PO	A	E	TC	DP
2005	1.000	3	0	3	0	3	0
2006	1.000	4	0	2	0	2	0
2007	1.000	29	3	3	0	6	1
2008	1.000	4	2	1	0	3	0
2009	1.000	20	1	1	0	2	1
Total	1.000	56	6	10	0	16	2

SEAN HENN — MILESTONES

Category		Date	Opponent	Notes
Start	1	May 4, 2005	at Tampa Bay	Loss - 2.1 IP, 7H, 5ER, 2BB
Win	1	Apr. 19, 2007	Cleveland	Relief - 1.0 IP, 2H

PROFESSIONAL CAREER:

2002: Missed the season recovering from Tommy John surgery.

2003: Started the season on the disabled list with a left elbow strain... Reinstated from DL on May 1 and started pitching with Tampa... Won his first start on May 1 vs. Dunedin, allowing one run in 5.0 innings... Placed on the disabled list June 12 with left shoulder strain...Returned from disabled list July 19 and finished the season going 2-0, 2.45 (33.0 ip, 9 er) in his last seven starts... Allowed two earned runs-or-less in 11 of his 16 starts.

2004: Spent the season at Trenton (AA)... Tossed 6.0-plus innings in 16 of his 27 starts...led the Eastern League with 163.2 innings pitched...was tied for first with 27 starts and ranked ninth with 118 strikeouts... Pitched into the seventh inning in 11 of his 27 starts..

2005: Began the season with Trenton (AA)... Allowed just two runs in 25.1 innings pitched (four starts)... Made **Major League debut** May 4 in a start at Tampa Bay, giving up six runs (five earned) on seven hits in 2.1 innings, walking two and striking out none... Transferred to Columbus immediately after that start... Did not allow an earned run in four straight starts (29.0 IP) from May 14-31, including a complete game shutout May 31 at Ottawa carrying a no-hitter into the eighth before allowing a leadoff single... Recalled by New York (AL) June 18 and made two starts for the Yankees getting two losses and giving up a combined nine earned runs on 11 hits in 9.0 innings... Transferred back to Columbus on June 26... Made five more starts for the Clippers, going 1-2, 2.27 (31.2 IP, 8 ER) before being placed on the disabled list July 22 with tightness in his left forearm... Reinstated Aug. 4 and started three more games before landing back on the disabled list for the remainder of the season with the same injury... Went 7-6 with a 2.66 ERA in 20 minor league starts between Trenton and Columbus, holding opponents to a .240 batting average with just six home runs in 111.2 innings pitched... Ranked third among all Yankees minor leaguers in ERA.

2006: Began season with Columbus (AAA)... Won his first two games, the first coming on April 6 vs. Scranton/Wilkes-Barre (AAA), allowing one run on four hits in 5.1 innings....Placed on the disabled list April 17 with a strained left shoulder... reinstated on June 13... Moved to the bullpen on July 2 and appeared in four games before being placed back on the disabled list July 15 with strained left groin... Reinstated on Aug. 15 and allowed just three runs over his final eight appearances (10.2 IP)... Allowed just one home run in 42.2 innings pitched with the Clippers... Was recalled by New York (AL) on September 5...made his first appearance in relief that night at Kansas City allowing one hit and one run in 1.0 innings... Made first start on September 20 at Toronto, allowing three runs on four hits in 3.2 innings, while getting tagged with the loss... Pitched for Peoria Saguaros in the Arizona Fall League going 3-1, 7.43 (13.1 IP, 11 ER) with 16 hits and 12 strikeouts in nine relief appearances.

2007: Went 2-2 with a 7.12 ERA in five stints with the Yankees (April 2-May 15, June 5-22, July 22-August 4, August 15-28 and September 9-30)... Made the Opening Day roster and tossed a scoreless inning, April 2 vs. Tampa Bay... The earned run at Minnesota was the only earned run he would allow in his first nine appearances... Earned his first Major League win, April 19 vs. Cleveland, allowing one unearned run in the ninth inning on two hits... Was tagged with the loss, May 10 vs. Texas, allowing a pinch-hit grand slam, becoming the first Yankee to surrender a pinch-hit grand slam since Ted Lilly on September 4, 2001 at Toronto (Tony Fernandez)... Made his only start, September 30 at Baltimore, and did not factor into the decision, allowing one run on one hit in 3.0 innings... Was optioned to Scranton/Wilkes-Barre four times throughout the season going 1-3, 3.24 (33.1 IP, 12 ER) in 16 games (three starts).

2008: Began season on the disabled list with left shoulder tendinitis... Was on rehab assignment on April 8 with Tampa (A), making three relief appearances, tossing 4.0 innings, allowing five hits and striking out five... Transferred to Scranton/Wilkes-Barre (AAA) on April 15 and appeared in five games as reliever... Allowed one run on five hits and one walk in 6.2 innings while at Scranton... Was designated for release or assignment by New York (AL) on April 30 and claimed by San Diego on May 9... Appeared in four games with the Padres... Allowed five runs on three hits in 1.2 innings in his first appearance on May 12 at Chicago (NL)... Struck out nine batters in 9.1 innings before being outrighted to Triple-A Portland, June 2... Three straight scoreless appearances June 18-24... Pitched in nine games (6.1 innings) and allowed 10 runs on 10 hits before being placed on the disabled list for remainder of season, June 28 with a strained left shoulder.

2009: Began the season with Rochester (AAA) in the twins organization, prior to being promoted to Minnesota on May 19... Appeared in 14 games for the Twins, all in relief, before being returned to Rochester on July 2... Acquired by Baltimore from the Minnesota Twins in exchange for cash considerations on Sept. 9... Appeared in six September games for the O's after going 0-3 with a 7.15 ERA (11.1IP, 9ER) in 14 games for Minnesota... Did not allow a run in his first five appearances with the O's (3.0IP) before allowing three without retiring a batter in his final appearance, Sept. 26 at CLE... Allowed only one of eight inherited runners to score... With Rochester held opponenets to a .240 average, fanning 1.16 batters per inning and collected six saves.

HILL, Aaron

INFIELDER

2

Birthdate . . . . . March 21, 1982
Opening Day Age 29
Birthplace. . . . . Visalia, CA
Residence . . . . . Palm Harbor, FL
Bats/Throws . . . . . R/R
Height/Weight 5-11/202
Contract Status . . . . . signed thru 2011
M.L. Service 5.136

PERSONAL: Aaron Walter Hill... Married with one child... Attended Redwood High School in Visalia, California... Played baseball, football and soccer... Was drafted by the Anaheim Angels in the 7th round of the June 2000 Draft but did not sign, joining the Fighting Tigers at Louisiana State University... In 2003 was named as the SEC Player of the Year, the 4th player from LSU to receive the award... Was also named as a 2nd Team All American... Was a member of the 2002 United States National Team... Plays the guitar in his spare time.

LAST SEASON: Played in 138 games for the Blue Jays starting 137 at 2B and one at DH… **POWER STROKE:** Hit 25+ home runs in back to back seasons (62 total) and had 48 extra-base hits… Ranked 2nd among AL 2B with 26 home runs (Cano 29)… Hit a home run in back-to-back games four times… On Aug. 7 vs. TB had his only multi-home run game of the season (3rd career) and matched his career high in runs batted in with four (2nd time)… June 14 at SD had a career high three doubles… **LET'S GO HOME:** Hit a walk-off single in 14th inning June 5 vs. NYY… **DISABLED LIST:** Was on the DL from Apr. 7-23 with a right hamstring injury… **STREAKING:** Had a season high seven game hit streak from Aug. 11-17 where he hit .308 (8-for-26)... **WALK 'EM OFF:** Twice this season provided the game-winning single, June 5 vs. NYY (14th inn) and Aug. 27 vs. DET (11th inn)...**TROUBLE WITH LEFTIES:** Batted .125 vs. left-handed pitchers (15-120), with three doubles and three home runs.

AARON HILL

Numbers in bold – career high

Year	Club and League	AVG	G	AB	R	H	2B	3B	HR	RBI	SH-SF	HP	BB-IBB	SO	SB-CS	SLG	OBP	OPS
2003	Auburn (NYP)	.361	33	122	22	44	4	0	4	34	0-4	6	16-2	20	1-1	.492	.446	.938
	Dunedin (FSL)	.286	32	119	26	34	7	0	0	11	0-3	1	11-0	10	1-0	.345	.343	.688
2004	New Hampshire (East)	.279	135	480	78	134	26	2	11	80	0-11	11	63-2	61	3-2	.410	.368	.778
2005	Syracuse (Int)	.301	38	156	22	47	11	0	5	18	0-2	6	4-0	17	2-0	.468	.339	.807
	TORONTO (AL)	.274	105	361	49	99	25	**3**	3	40	3-4	5	34-0	41	2-1	.385	.342	.727
2006	TORONTO (AL)	.291	155	546	70	159	28	**3**	6	50	4-5	9	**42**-5	66	**5**-2	.386	.349	.735
2007	TORONTO (AL)	.291	**160**	608	87	177	**47**	2	17	78	3-5	0	41-1	**102**	4-3	.459	.333	.792
2008	TORONTO (AL)	.263	55	205	19	54	14	0	2	20	4-1	3	16-0	31	4-2	.361	.324	.685
2009	TORONTO (AL)	.286	158	682	**103**	**195**	37	0	**36**	**108**	1-4	5	**42**-1	98	6-2	.499	.330	.829
2010	TORONTO (AL)	.205	138	528	70	108	22	0	26	68	1-2	8	41-2	85	2-2	.394	.271	.665
Minor Totals		.295	238	877	148	259	48	2	20	143	0-20	24	94-4	108	7-3	.423	.371	.794
MAJOR TOTALS		.270	771	2930	398	792	173	8	90	364	16-21	30	216-9	423	23-12	.427	.325	.752

ALL-STAR GAME RECORD

Year	Club and League	AVG	G	AB	R	H	2B	3B	HR	RBI	SH-SF	HP	BB-IBB	SO	SB-CS
2009	AL at STL	.000	1	3	0	0	0	0	0	0	0-0	0	0-0	0	0-0

HOME RUN BREAKDOWN

			ONE GAME									
Total	H	A	2	3	4	GS	LO	XN	IP	PH	RHP	LHP
90	52	38	3	0	0	0	0	3	0	0	65	25

HILL — TRANSACTIONS

- Selected by the Toronto Blue Jays in the 1st round (13th overall) of the June 2003 First Year Player Draft
- On disabled list (concussion) May 30-remainder of season, 2008
- On disabled list (right hamstring strain) April 12-23, 2010

GAME HIGHS — HILL, Aaron

ML Debut	May 20, 2005 vs. WSH	**RBI**	4 - 3 times, last Sept. 29, 2010 vs. NYY
Runs	3 - 5 times, last May 14, 2010 vs. TEX	**Stolen Bases**	1 - 23 times, last Sept. 29, 2010 vs. NYY
Hits	4 - 9 times, last Sept. 11, 2009 at DET	**Last ML Home Run**	Sept. 29, 2010 vs. NYY
Doubles	3 - Jun. 14, 2010 at SD	**Longest Hitting Streak**	15G - Sept. 14-29, 2007
Home Runs	2 - 3 times, last Aug. 7, 2010 vs. TB	**Longest Hitless Streak**	25AB - May 30-Jun. 5, 2009

FIELDING

HILL, Aaron — 2B

Year	PCT	G	PO	A	E	TC	DP
2005	.991	22	33	77	1	111	15
2006	.987	112	174	345	7	526	93
2007	.983	160	244	560	14	818	114
2008	.996	55	87	150	1	238	27
2009	.991	156	307	484	7	798	129
2010	.984	137	235	383	10	628	89
Total	.987	642	1080	1999	40	3119	467

HILL, Aaron — 3B

Year	PCT	G	PO	A	E	TC	DP
2005	.949	35	21	73	5	99	8

HILL, Aaron — SS

Year	PCT	G	PO	A	E	TC	DP
2005	1.000	16	18	48	0	66	9
2006	.941	63	60	130	12	202	19
Total	.955	79	78	178	12	268	28

AARON HILL — MILESTONES

Category		Date	Opponent	Pitcher	Notes
Game	500	May 25, 2009	Baltimore	--	as 2B
Hit	1	May 20, 2005	Washington	Vargas	ML Debut- Triple
	500	April 13, 2009	at Minnesota	Slowey	Single
Home Run	1	June 20, 2005	Baltimore	Chen	1R
Multi-HR Game (3)					
	1	June 28, 2009	Philadelphia	Moyer (2)	1R, 1R
	2	July 25, 2009	Tampa Bay	Price, Cormier	1R, 2R
	3	August 7, 2010	Tampa Bay	Shields	1R, 1R
Walkoff HR	1	Sept. 15, 2006	Tampa Bay	Meadows	2R-10th inning
Extra Inning HR	1	Sept. 15, 2006	Tampa Bay	Meadows	2R-10th inning
RBI	1	May 29, 2005	Washington	Vargas	1st ML Hit- Triple (2 RBI)
Stolen Base	1	June 20, 2005	Baltimore	Chen C-Fasano	3rd Base

PROFESSIONAL CAREER:

2003: The Blue Jays 2003 first round pick began the year with Auburn, but was promoted midseason to Dunedin... Was named as the year-end winner of the New York Penn League's Stedler Award, given to the top pro prospect, after batting .361 with four home runs and 34 RBI in 33 games with Auburn... Tied for the team high with seven hits in seven postseason games... Was selected by Baseball America as the 6th top prospect in the organization.

2004: Named R. Howard Webster Award Winner for New Hampshire (AA)... Selected to participate in 2004 Eastern League All-Star Game... Named New York Mercantile Exchange All-Star Futures Game MVP... Named as the Blue Jays Organizational Player of the Month in July after batting .386, with two home runs and 20 RBI... Named Eastern League Midseason and Postseason All-Star... Named as a Blue Jays Minor League Star of the Month in August after batting .276, with four home runs and 22 RBI.

2005: Ranked among the AL rookie leaders with a .274 batting average (6th), 40 RBI (10th), 24 multi-hit games (7th), 49 runs scored (9th), 99 hits (8th), 139 total bases (10th), 25 doubles (T-6th), 31 extra base hits (9th), a .342 on base percentage (5th) and a .385 slugging percentage (7th)... Had the longest hitting streak by both a Blue Jay and an AL rookie hitting safely in 13 straight games between June 27 and July 15... Began the season with Syracuse in the International League (AAA), but had his contract purchased on May 20 in the wake of an injury to Corey Koskie... Made his **Major League debut** on May 20 vs. WAS as Toronto's designated hitter... Collected his first career hit in the fourth inning, tripling to left centre to score a pair of runs in a 6-1 Toronto win... Hit safely in each of his first five games with Toronto... Through the end of May, hit safely in nine of his first 11 games, with a .415 batting average and 11 RBI... His first career home run came on June 20 vs. BAL as part of his only four-hit game of the season.

2006: Was 2nd on the team with 155 games played... Batted .400 with the bases loaded (14-25), with nine RBI... Was batting .305 (highest point of the season) on July 26... Raised his batting average .091 points from May 16-June 14... Batted .400 (40-100) over that time period... Hit his 1st home run of the season on May 24 vs. TB (42nd game/148 AB's)... Hit four of his six home runs in September... Led the AL in July in batting avg., hitting .361 (35-97).

2007: On Apr. 12 vs. DET, became the first Blue Jay second baseman in Club history to have exceeded 10 RBI over their first 10 games to start any one season... Hill had reached that mark in nine games... On May 29 vs. NYY became just the 2nd player in Club history to record a straight steal of home... It also marked just the 2nd time in Club history a Blue Jay turned the trick on a straight steal (last was Raul Mondesi on Apr. 17, 2001 vs. NYY)... June 5 vs. TB became the 1st player since 1974 to leadoff an inning with a walk & the game-winning walk in the same inning... Among AL 2nd baseman, led in games (160), innings played (1410.0), assists (560), assists/9 innings (3.57) & doubles (47)... Ranked 2nd in total chances (818) & double plays (114)... Ranked 2nd in RBI (78), SLG (.460), 4th in hits (177) & 4th in home runs (17)... On Sept. 16 vs. BAL, set a new single season Club record for doubles by a Blue Jay second baseman with his 42nd double of the year... Surpassed Alomar's mark of 41 doubles (1991)... Ranked 3rd in the AL with 47 doubles this season (M. Ordonez led with 54)... The 47 doubles placed him 4th for the most doubles in a single season in Club history (2nd most by a right-handed hitter)... Among the AL leaders in September, ranked 1st in hits (43), T-2nd in runs (23), 4th in batting average (.406) & 4th in doubles (10)... On Sept. 29, batted 4th in the lineup for the 1st time in his career... In fact, it marked just the 2nd time in Club history that a Blue Jay 2nd baseman batted in the cleanup position... Damaso Garcia was the only other 2nd baseman to do so, on just one occasion, back on Sept. 4, 1980 vs. CWS... Was named the Toronto BBWAA Player of the Month for both April and September... Won the 2007 Fielding Bible Award for second base (among all of MLB), chosen by a panel of 10 experts, including Bill James and John Dewan.

2008: Played in just 55 games this season after suffering a concussion that occurred in the 9th inning on May 29 at OAK after colliding with SS David Eckstein... Batted .263 (54-205) with two home runs & 20 RBI including 14 doubles in 55 games played (53 starts)... Was placed on the 15-day DL on June 7 (retro to May 30) with a mild concussion... Committed just one

error in 238 total chances at second base this season (479.0 innings).

2009: Was awarded the AL Comeback Player of the Year by Major League Baseball Was awarded and AL Silver Slugger, representative of the best offensive player at his position for his accomplishments in the 2009 season… Played in 158 games a year after losing the majority of his 2008 season to a concussion… Posted career-highs with 36 home runs, 108 RBI, 195 hits, 103 runs scored and 682 at-bats... Led Major League second basemen with 36 home runs and 107 RBI… The 36 home runs as a second baseman were tied for third-most in AL history behind Alfonso Soriano's 39 home runs in 2002 and 38 in 2003…In fact, the 107 RBI are the most by any Major League second baseman since Bret Boone recorded 117 in 2003… His seven homeruns in each of May, June & August represented career highs… June 28 vs. PHI, recorded his first multi home run game of his career (would add another, July 25 vs. TB), marking #18 & 19 of the season passing Roberto Alomar for the career mark for home runs by a second basemen in a single season... Ranked 5th in hits (195), 2nd in total bases (340), T-5th in multi-hit games (57), T-3rd in home runs (36), T-5th in RBI (108) & 6th in extra-base hits (73)… Also led all #2 hitters in hits, home runs, runs batted in, extra-base hits & total bases… Was selected to his first career All-Star Game and started the game at second base after Boston's Dustin Pedroia could not attend… Went 0-3 in the contest… Became the fastest to 50 hits, measured in games (31), in Blue Jay history… Collected a career high four hits on two occasions marking the 8th & 9th times he has done so in his career… Adam Lind (114 RBI) & Aaron Hill (108 RBI) have become just the 2nd pair in Blue Jays history to record at least 35-HR, 35-2B & 100-RBI in the same season… Also, the 221 combined RBI between the two are the most by a Blue Jay duo since 2003 when Delgado (145) & Wells (117) combined for 262.

AMONG 2ND BASEMAN IN THE AL (2007-2010)

HOME RUNS			RBI		
1.	Robinson Cano	86	1.	Robinson Cano	360
2.	**Aaron Hill**	**81**	**2.**	**Aaron Hill**	**273**
3.	Ian Kinsler	78	3.	Ian Kinsler	263
4.	Dustin Pedroia	52	4.	Dustin Pedroia	243
5.	Jose Lopez	47	5.	Jose Lopez	230

BLUE JAYS' HOME RUN RECORDS BY POSITION

POSITION	PLAYER	HR	YEAR	POSITION	PLAYER	HR	YEAR
1B	Carlos Delgado	41	2000	CF	Vernon Wells	33	2003
2B	Aaron Hill	36	2009	RF	Shawn Green	42	1999
3B	Tony Batista	41	2000	C	John Buck	20	2010
SS	Tony Batista	26	1999	DH	Brad Fullmer	32	2000
LF	George Bell	45	1987				

BLUE JAYS' RBI RECORDS BY POSITION

POSITION	PLAYER	RBI	YEAR
1B	Carlos Delgado	137	2000
2B	Aaron Hill	107	2009
3B	Tony Batista	114	2000
SS	Tony Batista	79	1999
LF	George Bell	126	1987
CF	Vernon Wells	117	2003
RF	Shawn Green	123	1999
C	Darrin Fletcher	80	1999
DH	Brad Fullmer	104	2000

HINCKLEY, Mike

PITCHER

49

NON-ROSTER

Birthdate ..... October 5, 1982
Opening Day Age 28
Birthplace ..... Oklahoma City, OK
Residence ..... Moore, OK
Bats/Throws ..... R/L
Height/Weight 6-3/195
Contract Status ..... signed thru 2011
M.L. Service 0.069

PERSONAL: Michael David Hinckley (Mike)... Married with one child... A 2001 graduate of Moore (OK) High...Named All-State and Oklahoma City Player of the Year as a senior...Also won the Ferguson Jenkins Outstanding Student Athlete Award, given annually to recognize Oklahoma's top high school baseball and softball student athletes... Originally signed by Montreal Expos scout Darrell Brown.

LAST SEASON: Spent last season in the Orioles organization, beginning the season at Bowie of the Eastern league (AA)… Was promoted to Norfolk of the International League (AAA) where he spent the majority of the season, making 24 appearances (one start)… **BIG FINISH:** Upon his promotion to Norfolk, posted a 6.08 ERA in June, however dropped his ERA to 3.33 over the balance of the season… **LONG MAN:** 11 of 23 outings for Norfolk were more than inning, including four outings of 3 or more innings.

MIKE HINCKLEY

Numbers in bold – career high

Year	Club & League	W-L	ERA	G	GS	CG	ShO	SV	IP	H	R	ER	HR	HB	BB-IBB	SO	WP	BK	OBA
2001	Expos (GCL)	2-2	5.24	8	5	0	0	0	34.1	46	23	20	1	3	12-0	28	6	1	.329
2002	Vermont Lake (NYP)	6-2	1.37	16	16	0	0	0	91.2	60	19	14	4	4	30-0	66	6	3	.188
2003	Savannah Sand (SAL)	9-5	3.64	23	23	2	1	0	121.0	124	54	49	4	9	41-1	111	8	2	.271
	Brevard County (FSL)	4-0	0.72	4	4	1	0	0	25.0	14	2	2	1	0	1-0	23	2	0	.159
2004	Brevard County (FSL)	6-2	2.61	10	10	0	0	0	62.0	47	23	18	6	6	18-0	51	1	0	.211
	Harrisburg (East)	5-2	2.87	16	16	0	0	0	94.0	83	34	30	5	7	23-0	80	1	0	.250
2005	Potomac (Caro)	3-9	4.93	22	21	1	0	0	127.2	151	90	70	10	9	51-0	80	6	2	.293
2006	Potomac (Caro)	6-8	5.52	28	28	0	0	0	148.1	178	102	91	18	9	63-1	79	10	5	.303
2007	Harrisburg (East)	9-10	5.83	25	23	0	0	0	117.1	145	85	76	15	10	59-2	70	9	1	.304
2008	Harrisburg (East)	5-3	5.12	23	6	0	0	0	65.0	79	40	37	6	3	40-3	53	4	1	.307
	Columbus (Int)	0-2	3.16	20	1	0	0	1	25.2	27	11	9	0	0	15-0	20	1	0	.278
	WASHINGTON (NL)	0-0	0.00	**14**	0	0	0	0	**13.2**	8	1	0	0	1	3-0	**9**	0	1	.178
2009	Oklahoma City (PCL)	1-1	3.26	33	0	0	0	0	49.2	53	20	18	4	1	23-1	32	6	1	.276
	WASHINGTON (NL)	0-0	4.66	**14**	0	0	0	0	9.2	8	5	5	1	1	**11**-0	3	1	0	.258
2010	Bowie (East)	0-1	2.25	6	0	0	0	0	8.0	5	2	2	0	0	4-0	6	0	0	.179
	Norfolk (Int)	1-4	4.19	24	1	0	0	0	38.2	41	20	18	2	2	15-3	29	1	0	.279
Minor Totals		57-51	4.05	258	154	4	1	1	1008.1	1053	525	454	76	63	395-11	728	61	16	.273
MAJOR TOTALS		0-0	1.93	28	0	0	0	0	23.1	16	6	5	1	2	14-0	12	1	1	.211

HINCKLEY — TRANSACTIONS

- Selected by the Montreal Expos in the 3rd round of the 2001 First Year Player Draft
- Signed by the Washington Nationals on November 15, 2007
- Signed by the Texas Rangers on May 16, 2009
- Signed by the Baltimore Orioles on November 25, 2009
- Signed by the Toronto Blue Jays on December 21, 2010

GAME HIGHS — HINCKLEY, Mike

ML Debut	Sept. 2, 2008 vs. PHI
Innings Pitched:	
Starter	None
Reliever	2.0 - 2 times, last Apr. 19, 2009 vs. FLA
Walks:	
Starter	None
Reliever	2 - 3 times, last Apr. 22, 2009 vs. ATL
Strikeouts:	
Starter	None
Reliever	2 - 2 times, last Sept. 10, 2008 at NYM
Hits Allowed	3 - Apr. 19, 2009 vs. FLA
Runs Allowed	2 - May 6, 2009 at LAD
ER Allowed	2 - May 6, 2009 at LAD
HR Allowed	1 - Apr. 19, 2009 vs. FLA
Low Hit CG	None
Last Win	None
Last Save	None
Last CG	None
Last ShO	None
Last Start	None
Last Relief App.	May 6, 2009 at LAD
Longest Win Streak	None
Longest Losing Streak	None
Scoreless Innings Streak	11.2 - Sept. 2-23, 2008

FIELDING

HINCKLEY, Mike — P

Year	PCT	G	PO	A	E	TC	DP
2008	1.000	14	1	1	0	2	1
2009	1.000	14	0	3	0	3	0
Total	1.000	28	1	4	0	5	1

PROFESSIONAL CAREER:

2001: Opened pro career with 2-2 record and 5.24 ERA in 8 games (5 starts) for Montreal's Rookie-level Gulf Coast League entry...Nabbed first pro win in first game of doubleheader, August 3 vs. GCL Dodgers...Allowed only one home run in 34.1 innings.

2002: Posted 1.37 ERA in 16 starts for Vermont of short-season Single-A New York-Penn League...Paced NYPL in ERA, innings (91.2) and starts...Ranked 2nd among circuit's starting pitchers with .188 batting average against...Following season, was named to NYPL All-Star team...Also earned spot on Baseball America's Short-Season Single-A All-Star team... Allowed 2 earned runs or less in 14 of 16 starts...Did not allow more than 3 earned runs all season.

2003: Combined on 13-5 record and a 3.14 ERA while pitching for both Savannah of the Single-A South Atlantic League and Brevard County...Named Expos Minor League Pitcher of the Year...Opened '03 with Savannah...Allowed 2 or fewer earned runs in 17 of 23 SAL starts...Was promoted to Florida State League in mid-August...Went 4-0 with a 0.72 ERA in 4 starts for Brevard County, fanning 23 and walking only one...Named #2 prospect in system by Baseball America

2004: Improved yet again, leading all Expos minor leaguers in wins (11) and strikeouts (131)...2.77 ERA ranked 2nd in chain behind only Everts (2.45)... For efforts, was named Expos Minor League Pitcher of the Year for 2nd straight season... Was honored-along with OF Ryan Church (Minor League Player of the Year)-on field prior to Expos- Marlins contest on September 28 at Olympic Stadium... Began season with Brevard County of Single-A Florida State League... Allowed one earned run or less in 7 of 10 FSL starts... Did not allow an earned run in 3 consecutive starts or 20.0 innings, April 28-May 9...earned the win in all 3 games... Walked 8 batters in first 7 FSL outings...issued 10 walks in final 3 FSL starts, however... Scattered 2 hits, 2 walks and fanned 9 in 7.0 shut-out innings on April 28 at Ft. Myers... Pitching for Harrisburg, made Double-A Eastern League debut on May 31 vs. Akron... Allowed only 2 runs (one earned) in 6.0 innings to nab the win... Won each of first 3 Double-A starts... Recorded first 10-strikeouts game of career, June 21 at Reading... ERA was 3.20 at the end of July, but went 2-1 with a 2.49 ERA in August/September to cap Double-A season with 2.87... Rated by Baseball America as Montreal's No. 2 prospect entering the season... Following season, was rated by same publication as the No. 4 prospect in the Eastern League and the No. 7 prospect in Florida State League.

2005: Played for Class-A Potomac this season and went 3-9 with a 4.93 ERA in 22 games. ... After the season, it was discovered that Hinckley has a tight capsule in his left shoulder.

2006: Struggled for 2nd straight season in Carolina League... Issued a career-worst 3.8 walks per 9.0 innings... Despite struggles, led team in starts (28) and innings (148.1), and tied for team lead with 6 wins... Posted 10 quality starts, including 3 straight from April 23-May 3... For 2nd straight season, did not win consecutive starts... Worked at least 5.0 innings in 19 of final 20 starting assignments... Walked three or less in 21 of first 22 starts on the season... Went 2-1 with a 2.73 ERA during a 5-start span, May 25-June 16... Three of six wins came in May...posted a .229 batting average against in five June starts... ERA through the end of June was 4.77... ERA in July, August and September was 6.47... Scattered two hits and a walk, and fanned 5, in 8.2 scoreless innings on June 16 vs. Frederick, but did not garner a decision... Fanned a season-best 7 on May 20 vs. Salem... Batting average against with runners in scoring position was .233... Issued 15 walks to lead off an inning... Balked career-high 5 times.

2007: Went 9-10 with a 5.83 ERA in 25 games (23 starts) with Harrisburg of the Double-A Eastern League...Tied for 4th in Washington's system in wins...Led the Senators in starts, while ranking 2nd with 117.1 innings...Went 4-1 with a 2.25 ERA in his first 5 starts through May 2, and 5-9 with a 6.93 ERA in 20 games (18 starts) the rest of the way...Notched 6 quality starts, all of which came in season's first 13 assignments...Earned the win in 4 consecutive starts, April 13-May 2... Allowed just 2 of 15 home runs to left-handed hitters...Was on the disabled list the final 2 weeks of August with a strained left shoulder.

2008: Did not allow an earned run in 13.2 innings in 14 relief appearances in first big league stint...made **Major League debut** on September 2 vs. PHI (1.2IP, 2K)...Had contract selected from Columbus of Triple-A International League on September 1...Consecutive scoreless innings streak of 13.2 marks the longest by Nationals/Expos player to start his career since Bill Atkinson worked the same number of innings with the Expos, September 18, 1976-May 3, 1977...Compiled 3:1 strikeout-to-walk ratio...Stranded 6 of seven 7 inherited runners...Posted .178 batting average against (.222 vs., LHB, .148 vs. RHB

2009: Opened the season with the Nationals, pitching to a 4.66 ERA in 14 games...Pitched to a 1.93 ERA in his first 12 appearances (9.1IP, 2ER) before allowing 3 ER in his final 2 appearances (0.1IP)...Allowed one hit in 13 at-bats against left-handed hitting...Finished the season with Triple-A Oklahoma City, going 1-1 with a 3.26 ERA in 33 games...Allowed 2 ER or fewer in 32 of his 33 games, except for July 30 vs. Albuquerque, when he allowed 6 ER in 1.2 IP...Pitched a season-high 3.2 IP, May 25 vs. Reno...Went 9 consecutive scoreless outings (11.0IP), August 1-September 1.

JANSSEN, Casey

PITCHER

44

Birthdate . . . . . September 17, 1981
Opening Day Age 29
Birthplace. . . . . Orange, CA
Residence . . . . . Huntington Beach, CA
Bats/Throws . . . . . R/R
Height/Weight 6-3/203
Contract Status . . . . . signed thru 2011
M.L. Service 4.063

PERSONAL: Robert Casey Janssen... Single... Attended UCLA where he was 1st Team All-PAC 10 as a pitcher... Spent time as a DH and at first base at UCLA to take advantage of his hitting abilities... Majored in Sociology... Hit a home run in his first college at-bat... Off-season home is in Huntington Beach, California... Enjoys watching college football.

LAST SEASON: Appeared in 56 games this season with the Blue Jays winning five, which is one off his career high achieved in 2006… **FAST START:** Got the win in three of the Jays first six games this season becoming only the sixth pitcher in ML history to do so and first since Jose Melendez with SD in 1992… Won back to back games Apr. 8 at TEX and Apr. 9 at BAL becoming the first Blue Jays pitcher since Jesse Carlson Sept. 2 and 3, 2008 both at home vs. MIN… **JUST WIN BABY:** His five wins tied for the Club lead by a reliever (Scott Downs)… Had a four game winning streak from Apr.8-Jun. 5 which matched a career high (2nd time, last in '08)… **TAKE A SEAT:** Struck out a career high 63 batters this season and had a K/9IP of 8.3 almost three more than his previous career high of 5.4 in 2009… Struck out multiple batters in 17 of his 56 appearances this season… **HOLD ON:** Picked up his only hold of the season May 14 vs. TEX pitching a season high three innings (matched career high for relief) not allowing a run on one hit and struck out three... **DAYDREAM BELIEVER:** During day games, posted a 4-1 record with a 1.98 ERA in 22 games...ERA was 4.79 at night.

CASEY JANSSEN

Numbers In Bold – Career High

Year	Club and League	W-L	ERA	G	GS	CG	ShO	SV	IP	H	R	ER	HR	HB	BB-IBB	SO	WP	BK	OBA
2004	Auburn (NYP)	3-1	3.48	10	10	0	0	0	51.2	47	21	20	2	2	10-0	45	2	0	.240
2005	Lansing (Mid)	4-0	1.37	7	7	0	0	0	46.0	27	8	7	0	1	4-0	38	1	0	.174
	Dunedin (FSL)	6-1	2.26	10	10	0	0	0	59.2	46	16	15	2	2	12-0	51	1	0	.216
	New Hampshire (East)	3-3	2.93	9	9	0	0	0	43.0	49	20	14	3	2	4-0	47	2	0	.288
2006	Syracuse (Int)	1-5	4.85	9	9	0	0	0	42.2	47	23	23	3	2	8-0	32	2	0	.287
	TORONTO (AL)	**6-10**	5.07	19	**17**	0	0	0	**94.0**	103	58	53	12	7	**21**-3	44	3	2	.275
2007	TORONTO (AL)	2-3	2.35	**70**	0	0	0	**6**	72.2	67	22	19	4	3	20-2	39	4	0	.247
2008	TORONTO (AL)	Injured – Did Not Play																	
2009	Blue Jays (Gulf)	0-0	9.00	1	0	0	0	0	1.0	2	1	1	0	0	0-0	0	0	0	.400
	Dunedin (FSL)	0-0	0.69	4	3	0	0	0	13.0	6	1	1	0	0	2-0	10	0	0	.136
	New Hampshire (East)	1-0	2.40	6	1	0	0	0	15.0	12	6	4	0	0	5-0	12	1	1	.218
	Las Vegas (PCL)	0-0	5.40	7	0	0	0	0	6.2	4	4	4	0	0	1-0	7	0	0	.167
	TORONTO (AL)	2-4	5.85	21	5	0	0	1	40.0	59	29	26	5	2	14-1	24	1	0	.341
2010	TORONTO (AL)	5-2	3.67	56	0	0	0	0	68.2	74	29	28	8	4	**21**-1	**63**	4	0	.272
Minor Totals		18-10	2.87	63	49	0	0	0	278.2	240	100	89	10	9	46-0	242	9	1	.233
MAJOR TOTALS		15-19	4.12	166	22	0	0	7	275.1	303	138	126	29	16	76-7	170	11	2	.278

JANSSEN — TRANSACTIONS

- Selected by the Toronto Blue Jays in the 4th round of the June 2004 First Year Player Draft
- On disabled list (right elbow contusion) from July 17-26, 2005
- On disabled list (labrum tear in right shoulder) for all of 2008
- On disabled list (right shoulder strain) April 5-30, 2009; included rehabilitation assignment at Dunedin (A) April 27
- On disabled list (right shoulder strain) June 17-August 13, 2009; included rehabilitation assignment at Gulf Coast Blue Jays (rookie) July 13; July 17-23 at New Hampshire (AA) and Las Vegas (AAA) July 26-August 12

GAME HIGHS — JANSSEN, Casey

ML Debut	Apr. 27, 2006 vs. BAL	**ER Allowed**	7 - Jun. 17, 2006 at FLA
Innings Pitched:		**HR Allowed**	3 - July 5, 2006 at TEX
Starter	8.0 - May 17, 2006 at LAA	**Low Hit CG**	None
Reliever	3.0 - 2 times, last May 14, 2010 vs. TEX	**Last Win**	Sept. 30, 2010 at MIN
Walks:		**Last Save**	Aug. 21, 2009 vs. LAA
Starter	4 - Jun. 17, 2006 at FLA	**Last CG**	None
Reliever	3 - May 8, 2010 at CWS	**Last ShO**	None
Strikeouts:		**Last Start**	Jun. 13, 2009 vs. FLA
Starter	6 - Jun. 8, 2009 at TEX	**Last Relief App.**	Sept. 30, 2010 at MIN
Reliever	4 - Jun. 13, 2010 at COL	**Longest Win Streak**	4G - 2 times, last Apr. 8-Jun. 5, 2010
Hits Allowed	11 - 2 times, last May 29, 2009 vs. BOS	**Longest Losing Streak**	4G - July 5-24, 2006
Runs Allowed	7 - Jun. 17, 2006 at FLA	**Scoreless Innings Streak**	15.2 - Apr. 17-May 24, 2007

FIELDING

JANSSEN, Casey — P

Year	PCT	G	PO	A	E	TC	DP
2006	1.000	19	8	15	0	23	0
2007	.846	70	6	5	2	13	13
2009	.889	21	2	6	1	9	0
2010	1.000	56	12	4	0	16	0
Total	.951	147	28	30	3	61	0

CASEY JANSSEN — MILESTONES

Category		Date	Opponent	Notes
Start	1	Apr. 27, 2006	Baltimore	ML Debut- 4.0 IP, 3H, 2ER, 2HB, 3BB
Win	1	May 7, 2006	Los Angeles (AL)	7.1 IP, H, BB, 3K
Save	1	Apr. 8, 2007	at Tampa Bay	2.0 IP, K

PROFESSIONAL CAREER:

2004: Drafted by the Blue Jays in the fourth round (117th selection overall) of the 2004 First-Year Player Draft... Assigned to Auburn of the NewYork-Penn League (R) after leading UCLA in his senior season in wins (10), starts (17) and ERA (3.16)... Posted a 3-1 record with a 3.48 ERA in his debut season as a pro, with 45 strikeouts and 10 walks... Threw 7.0 shutout innings and limited Batavia to three hits in collecting the win in his first professional start on July 12.

2005: Promoted twice during the season, he combined to pitch to a 13-4 record with a 2.12 ERA between Lansing, Dunedin and New Hampshire... Dominated the Midwest League to start the season, being selected as the Midwest League Pitcher of the Week after a pair of starts in which he allowed just five hits and no earned runs... Finished April 4-0 with a 1.53 ERA earning the nod as the Blue Jays Organizational Pitcher of the Month... Selected to participate in the Midwest League All-Star Game, but was promoted to Dunedin where he posted a 6-1 record with a 2.01 ERA in 10 starts... Named as a Blue Jays Minor League Star of the Month in June while with Dunedin... Was selected by Baseball America as the 6th top prospect in the organization.

2006: Was 6-10, with a 5.07 ERA in 19 appearances (17 starts) with Toronto... Promoted from AAA Syracuse on Apr. 26, and made his **Major League debut** Apr. 27 vs. BAL, allowing 2 ER over 4.0 IP (loss)... Walked only four batters in six May starts... Recorded his 1st Major League win May 7 at LAA, allowing just one hit through 7.1 innings... Led all rookie starters allowing only 2.01 walks per nine innings... T-10th in wins by a rookie with six, 7th in starts (17), 8th in innings pitched (94), and 10th in batting avg. allowed (.275)... Had run off 15.1 scoreless innings vs. the Angels... Earned his 1st Major League victory on May 7 vs. LAA (3-1)... In the minors was 1-5, with a 4.85 ERA in Syracuse (AAA)... Walked only eight batters in 42.2 IP.

2007: Was his first full season in the majors... Appeared in 70 games, ranking 2nd on the team and T-11th in the AL... Led all Blue Jays relievers with 72.2 IP and finished 2nd on the club with six saves ... Of the six saves, four were of more than 1.0IP... His 2.35 ERA was 3rd on the club, while his 24 holds were T-1st... Through June 20 was 2-0 with three saves and an ERA of 0.95 in 31 games... April ERA was 1.32 (13.2IP/2ER) and May was 0.69 (13.0IP/1ER)... Had a string of 14 games from April 17-May 24 (14 games/15.2IP) without allowing an earned run... Finished the season without allowing an earned run in 11 of 12 outings (9IP/2ER)... Appeared in 30 games vs. AL East foes, posting a 2-1 record with an ERA of 0.94 and two saves (28.2IP/3ER)... When pitching without a days rest had an ERA of 8.44 in 15 games... His ERA dropped to 1.31 in 55 games with at least one day between appearances... Apr. 8 at TB, worked 2.0 scoreless innings for his 1st career save... May 14 vs. BAL earned his 1st win of the season & 1st career as a reliever... Allowed only 14 of 49 inherited runners to score (28.6%).

2008: Underwent surgery on March 18 to repair a tear in his labrum... Did not pitch in 2008.

2009: Made 21 total appearances, including five starts over two separate stays with the club this past season… Began the season on the disabled rehabbing his shoulder...Was activated on April 30... In total made 18 appearances, including four starts in the minors, posting a 2.52 ERA... All five starts came in his first recall from May 23 to June 13… Posted a 2-3 record with a 6.23 ERA in 26 innings… Allowed 40 hits and a .354 opponents average in a starting role… May 29 collected his first win as a starter since June 30, 2006… Upon being recalled in August was used exclusively as a reliever… In 16 appearances was 0-1 with a 5.14 ERA in 14 innings… Fanned 13 batters, while opponents hit .317… Picked up his first save, Aug. 21 vs. LAA and first since Sept. 24, 2007… May 23 made his first appearance in the majors since Sept. 24, 2007 and his first start since July 24, 2006 after missing the entire 2008 season… Held AL East foes to a 4.20 ERA in 11 appearances, including one start.

MOST WINS IN RELIEF IN ONE SEASON

(minimum of 8)

Mark Eichhorn	14	1986	Duane Ward	9	1988
Jeff Musselman	12	1987	Billy Koch	9	2000
Paul Quantrill	11	2001	Dale Murray	8	1982
Dennis Lamp	11	1985	Joey McLaughlin	8	1982
Mark Eichhorn	10	1987	Roy Lee Jackson	8	1982
Mike Timlin	10	1991	Roy Lee Jackson	8	1983
Tom Henke	9	1986	Tom Henke	8	1989

JENKINS, Chad

PITCHER

64

NON-ROSTER

Birthdate . . . . . .December 22, 1987
Opening Day Age 23
Birthplace. . . . . Chattanooga, TN
Residence. . . . . Clearwater, FL
Bats/Throws . . . . . R/R
Height/Weight 6-4/235
Contract Status . . . . . signed thru 2011
M.L. Service 0.000

PERSONAL: Stephen Chad Jenkins... Single... Attended Kennesaw State University... Graduated from Cherokee High School in Georigia where he was named Cherokee County Player-of-the Year... In 2009 was named both Atlantic Sun Conference Player of the Year and Atlantic Sun Conference All-Star SP while pitching at Kennesaw St. University after going 8–1 with a 2.54 ERA, along with a 9.6 Ks/9in and a 1.03 WHIP that season... Baseball America had ranked Jenkins as the Blue Jays 3rd best prospect heading into the 2010 season.

LAST SEASON: In his first professional season, began at Lansing (Low-A) before being promoted to Dunedin (High-A) at the end of June for the balance of the season... **ALL-STAR:** Posted a 4-3 record with a 3.37 ERA through May, earning him a selection as a Midwest League All-Star... Allowed three or less runs in all but one of his 13 starts at Lansing... **GOING THE DISTANCE:** Picked up a complete game victory in his second start with Dunedin.

CHAD JENKINS

Numbers in bold – career high

Year	Club & League	W-L	ERA	G	GS	CG	ShO	SV	IP	H	R	ER	HR	HB	BB-IBB	SO	WP	BK	OBA
2009						DID NOT PLAY													
2010	Lansing (Mid)	5-4	3.63	13	13	1	0	0	79.1	87	35	32	5	1	13-0	64	3	0	.277
	Dunedin (FSL)	2-6	4.33	13	13	1	0	0	62.1	73	37	30	6	0	18-1	42	1	0	.281
Minor Totals		7-10	3.94	26	26	2	0	0	141.2	160	72	62	11	1	31-1	106	4	0	.279

JENKINS — TRANSACTIONS

- Selected by the Toronto Blue Jays in the 1st round (20th overall) in the June 2009 First Year Player Draft

PROFESSIONAL CAREER:

2009: Was drafted 20th overall by the Blue Jays after completing his college career at Kennesaw State... Made 13 starts for Kennesaw State, going 8-1 with a 2.54 ERA, while striking out 98 in 92.0 innings.... Was named Atlantic Sun Conference Pitcher of the Year.

WINNING AND LOSING STREAKS — HOME and ROAD

	HOME		ROAD			HOME		ROAD	
	WIN	LOSS	WIN	LOSS		WIN	LOSS	WIN	LOSS
1977	3	11	6	5	1994	9	7	2	5
1978	5	7	3	9	1995	4	7	5	7
1979	4	7	3	12	1996	3	5	7	4
1980	3	6	6	6	1997	6	7	6	7
1981	3	6	4	7	1998	9	5	4	4
1982	6	4	4	7	1999	8	9	5	5
1983	5	3	4	6	2000	6	5	3	7
1984	9	4	3	6	2001	5	7	4	4
1985	10	3	7	6	2002	6	6	5	8
1986	7	4	5	4	2003	7	6	6	4
1987	7	4	7	5	2004	6	8	3	6
1988	4	5	5	5	2005	6	5	3	6
1989	6	5	4	6	2006	5	3	3	5
1990	6	6	6	4	2007	8	4	3	7
1991	5	5	6	3	2008	6	6	4	7
1992	8	5	5	5	2009	6	4	3	9
1993	5	5	9	4	2010	5	4	6	5

JEROLOMAN, Brian

CATCHER

31

Birthdate ..... May 10, 1985
Opening Day Age ..... .25
Birthplace..... Suffern, NY
Residence..... West Palm Beach, FL
Bats/Throws ..... L/R
Height/Weight 6-0/198
Contract Status ..... signed thru 2011
M.L. Service 0.000

PERSONAL: Brian Christopher Jeroloman... Single... Drafted by the Toronto Blue Jays in 2006 out of Florida University... A career .285 (110-for-589) hitter at the University of Florida, he had walked more than he had struck out during his three years with the Florida Gators... Was a member of the 2005 USA Baseball National Team... He broke every Gator defensive record, including the national record for the most runners thrown out in a single season and career... Also broke Charles Johnson's records for the best percentage for throwing out runners in a single season (63%) and his career percentage was 51%... Was awarded the 2006 Defensive Player-of-the-Year by Louisville Slugger and Defensive Catcher-of-the-Year by Wilson and Easton.

LAST SEASON: Spent the majority of 2010 with New Hampshire of the Eastern League (AA), where he appeared in 81 games (80 – C, 1 – DH)… Was promoted to Las Vegas of the Pacific Coast league (AAA) in August, where he would catch seven games for the 51s… **ORG LEADER:** His 77 walks in only 264 at-bats, led to an organizational leading .436 on base percentage… Posted a .429 mark in New Hampshire and a .510 OBP in Las Vegas… **SETTING THE STAGE EARLY:** In April/May batted a combined .325, with nine doubles, five home runs, 22 RBI and 30 walks… Batted .203 over the final 43 games in New Hampshire… **VEGAS:** Reached base in all six of his starts for the 51s, adding five extra base hits and eight walks in only 19 at-bats… **ALL-STAR:** Was selected as an Eastern League Mid-Season All-Star, along with six other Fisher Cats.

BRIAN JEROLOMAN

Numbers in bold – career high

Year	Club & League	AVG	G	AB	R	H	2B	3B	HR	RBI	SH-SF	HP	BB-IBB	SO	SB-CS	SLG	OBP	OPS
2006	Auburn (NYP)	.241	45	141	27	34	10	1	0	21	1-0	1	26-0	38	0-0	.326	.363	.689
2007	Dunedin (FSL)	.259	100	290	32	75	14	0	3	39	0-6	1	85-0	57	0-0	.338	.421	.759
2008	N.Hampshire (East)	.270	71	226	30	61	15	0	6	31	5-4	3	47-0	47	0-0	.416	.396	.812
	Syracuse (Int)	.200	25	75	5	15	2	0	0	5	2-0	0	11-0	17	0-0	.227	.302	.529
2009	New Hampshire (East)	.217	108	364	32	79	16	1	6	32	2-3	1	62-1	120	1-0	.316	.330	.646
2010	New Hampshire (East)	.261	81	245	37	64	16	0	7	33	0-1	4	69-0	91	0-1	.412	.429	.841
	Las Vegas (PCL)	.316	7	19	8	6	3	0	2	5	1-0	0	8-0	10	0-0	.789	.519	1.308
Minor Totals		.246	437	1360	171	334	76	2	24	166	11-14	10	308-1	380	1-1	.357	.385	.743

JEROLOMAN — TRANSACTIONS

- Selected by the Toronto Blue Jays in the 6th round of the June 2006 First Year Player Draft

PROFESSIONAL CAREER:

2006: In his first professional season, batted .241 (34-141) with 11 extra base hits while knocking in 21 runs... Had a season high three hits on July 25 vs. Vero Beach... Made 35 starts at the catcher position.

2007: Spent the entire season with the Dunedin Blue Jays in the Florida State League (A)... Batted .259 with three home runs and 39 RBI including a club high 85 walks while striking out 57 times in 100 games... Hit his first professional home run on Apr. 13 vs. Tampa (solo HR)... Was named Minor League Star of the Month in July... Batted .300 with one home run and nine RBI in 17 July contests... Was named to the Florida State League Midseason All-Star game... Started the game at C, finishing the contest going 0-for-1... Ranked 2nd behind teammate and FSL-MVP, Josh Kreuzer, in on-base % (.421)... On three separate occasions this season, walked at least once in six consecutive games... His 85 walks led the Blue Jays organization... Threw out 30 of 108 opposing base stealers (27.8%).

2008: Batted .270 (61-226) with 15 doubles, six home runs, 31 RBI & 47 base on balls in 71 games with New Hampshire... Of those 71 games, 65 were from behind the plate... Was promoted to Syracuse of the International League (AAA) on July 24... Was named to the Mid-season Eastern League All-Star game... Started the game at catcher & went 1-for-1 with a run scored... In 65 games behind the plate with the Fisher Cats, posted a .990 fielding % & threw out 18 of 52 attempted base stealers (34.6%)... In 23 contests as the Syracuse catcher, owned a fielding % of .989... Threw out eight of 19 base stealers (42.1%).

2009: Spent the entire season at New Hampshire (AA) of the Eastern League... Appeared in 108 games, 107 behind the plate... Hit .294 in April with five doubles and one home run, and posted a .251 average with four of his six home runs in the first three months of the season... Dropped to .172 from July thru the balance of the season... Threw out 40 of 94 potential base stealers behind the plate for a 42.6% rate, and is now at 40% for his career (66-165)... Posted 62 walks to rank 2nd on the club and boost his OBP to .330... Fanned 120 times to lead the FisherCats... Posted a .993 fielding pct. making only six errors.

JIMENEZ, A.J.

CATCHER

69

NON-ROSTER

Birthdate . . . . . March 1, 1991
Opening Day Age 20
Birthplace. . . . . San Juan, PR
Residence . . . . . .Bayamon, PR
Bats/Throws . . . . . R/R
Height/Weight 6-0/175
Contract Status . . . . . signed thru 2011
M.L. Service 0.000

PERSONAL: Antonio "A.J." Jimenez… Single... Attended Academia Discipulos de Cristo High School (Bayamon, Puerto Rico)... Was a roommate of fellow Jays prospect Dickie Joe Thon when playing together in Puerto Rico... Spends his off-seasons playing and training at home in Puerto Rico... Was an outfielder before being converted into a catcher, four years ago... Caught RHP Stephen Strasburg of the Washington Nationals in the Arizona Fall League in 2009... Was ranked as Baseball America's No. 200 draft prospect heading into the 2008 draft.

LAST SEASON: Appeared in 72 games last season, all but two games with Lansing (A)… **A LOT OF COMPANY:** Is one of five catchers in the Blue Jays system to earned All-Star selections, along with Carlos Perez, Travis d'Arnuad, Brian Jeroloman and J.P. Arencibia… **MR. CONSISTENCY:** Finished with a .305 average, not falling below .286 for any month of the season… Batted .308 before the All-Star break ,and .300 after… Hit .304 vs. left-handed pitching and .306 vs. right-handed pitching… **CLUTCH:** With runners on base batted .352 (43-122), and saw that rise to .376 with runners in scoring position (32-85)… In 11 at-bats with the base loaded, collected seven hits, including two doubles and a grand slam on June 10, a career high six RBI day… Saw his first action in High-A for Dunedin, appearing in two games in September.

A.J. JIMENEZ

Numbers in bold – career high

Year	Club & League	AVG	G	AB	R	H	2B	3B	HR	RBI	SH-SF	HP	BB-IBB	SO	SB-CS	SLG	OBP	OPS
2008	BlueJays (GCL)	.191	19	47	5	9	2	0	0	5	1-0	1	3-0	16	5-2	.234	.255	.489
2009	Lansing (Mid)	.263	80	278	30	73	15	1	3	31	5-3	1	7-0	72	5-2	.356	.280	.636
2010	Lansing (Mid)	.305	70	262	35	80	22	0	4	54	1-8	3	18-1	56	17-4	.435	.347	.782
	Dunedin (FSL)	.111	2	9	1	1	0	0	1	1	0-0	0	0-0	5	0-0	.444	.111	.555
Minor Totals		.273	171	596	71	163	39	1	8	91	7-11	5	28-1	149	27-8	.383	.306	.689

JIMENEZ — TRANSACTIONS

- Selected by the Toronto Blue Jays in the 9th round of the 2008 First Year Player Draft

PROFESSIONAL CAREER:

2008: Made his professional debut in June with the Gulf Coast Blue Jays… Collected only four hits in his first 30 at-bats, before batting .274 (5-17) in the seasons final month.

2009: In his first full season, caught 72 games at Lansing (A)… Hit his first professional home run on July 3, adding four three-hit games during the season.

MILEAGE

During the 2011 season the Toronto Blue Jays will travel 32,803 miles (52,804 km) from the time the Club leaves spring training through the end of the regular season. The Blue Jays will make 39 separate flights.

From	To	Distance Miles	Distance Kilometers	From	To	Distance Miles	Distance Kilometers
Tampa Bay	Toronto	1098	1767	St. Louis	Toronto	663	1067
Toronto	Los Angeles	2170	3493	Toronto	Boston	431	695
Los Angeles	Seattle	960	1546	Boston	Cleveland	547	881
Seattle	Boston	2488	4003	Cleveland	Toronto	189	304
Boston	Toronto	431	695	Toronto	Arlington	1219	1963
Toronto	Arlington	1219	1963	Arlington	Toronto	1219	1963
Arlington	New York	1391	2239	Toronto	Tampa Bay	1098	1767
New York	Tampa Bay	1006	1619	Tampa Bay	Baltimore	851	1369
Tampa Bay	Toronto	1098	1767	Baltimore	Toronto	335	539
Toronto	Minnesota	614	989	Toronto	Seattle	2066	3325
Minnesota	Detroit	550	885	Seattle	Oakland	678	1090
Detroit	Toronto	206	332	Oakland	Toronto	2255	3628
Toronto	New York	343	553	Toronto	Baltimore	335	539
New York	Toronto	343	553	Baltimore	New York	311	500
Toronto	Baltimore	335	539	New York	Toronto	343	553
Baltimore	Kansas City	959	1544	Toronto	Boston	431	695
Kansas City	Toronto	844	1358	Boston	Toronto	431	695
Toronto	Cincinnati	410	660	Toronto	Tampa Bay	1098	1767
Cincinnati	Atlanta	365	588	Tampa Bay	Chicago	1004	1616
Atlanta	St. Louis	469	755	**TOTAL DISTANCE**		**32,803**	**52,804**

LAWRIE, Brett

INFIELDER

13

NON-ROSTER

Birthdate ..... **January 18, 1990**
Opening Day Age ..... **.21**
Birthplace..... **Langley, BC**
Residence..... **Peoria, AZ**
Bats/Throws ..... **R/R**
Height/Weight **6-0/213**
Contract Status ..... **signed thru 2011**
M.L. Service **0.000**

PERSONAL: Brett R. Lawrie… Single... Brother of University of Washington softball pitcher, Danielle Lawrie… A product of the Langley Blaze of the British Columbia Premier League.. Is the highest Canadian position player selected in the entry draft (16th overall)… Was a member of the Canadian Junior National Team at the 2008 World Junior Baseball Championship where he led the tournament with a .469 average, three home runs and 16 RBI… Was also selected to play for Canada at the 2008 Summer Olympics… Represented Canada once again during the 2009 World Baseball Classic at the Rogers Centre.

LAST SEASON: Spent all of 2010 at Huntsville (AA) again playing exclusively at second base… **LEAGUE LEADER:** Led the Southern League in hits (158), triples (16), runs (90) and extra base hits (60), despite being the second youngest regular in the league… Hit left-handed pitchers at a .336 clip… **SUMMER HEAT:** In the month of June batted .360 with 12 doubles, three triples, two home runs for a .985 OPS… **ELITE COMPANY:** Earned a Post-Season All-Star selection and on June 23 was selected to the 2010 Futures Games, his second selection, where he led off for the World Team, going 0-3.

BRETT LAWRIE

Numbers in bold – career high

Year	Club & League	AVG	G	AB	R	H	2B	3B	HR	RBI	SH-SF	HP	BB-IBB	SO	SB-CS	SLG	OBP	OPS
2009	Wisconsin (Mid)	.274	105	372	48	102	18	5	13	65	0-6	4	41-1	70	19-11	.454	.348	.802
2009	Huntsville (Sou)	.269	13	52	6	14	0	1	0	0	0-0	1	0-0	14	0-2	.308	.283	.591
2010	Huntsville (Sou)	.285	135	554	90	158	36	16	8	63	2-1	5	47-3	118	30-13	.451	.346	.797
Minor Totals		.280	253	978	144	274	54	22	21	128	2-7	10	88-4	202	49-26	.445	.343	.788

WORLD BASEBALL CLASSIC

Year	Club and League	AVG	G	AB	R	H	2B	3B	HR	RBI	SH-SF	HP	BB-IBB	SO	SB-CS
2009	Canada	-	1	0	0	0	0	0	0	0	0-0	0	0-0	0	0-0

LAWRIE — TRANSACTIONS

- Selected by the Milwaukee Brewers in the 1st round (16th overall) in the 2008 First Year Player Draft
- Traded to the Toronto Blue Jays in exchange for RHP Shaun Marcum on December 6, 2010

PROFESSIONAL CAREER:

2009: Began his career with the Wisconsin Timber Rattlers of the Midwest League (A) where he played exclusively at second base… Hit his first home run on Apr. 10, his second professional game…Posted 36 extra base hits in only 105 games at Wisconsin…Was selected to play for the World Team at the 2009 MLB All-Star Futures Game at Busch Stadium in St. Louis… Was promoted to the Double-A Huntsville Stars in mid-August… Played 13 games at second base.

TIP O'NEILL AWARD

The James (Tip) O'Neill award is given to a Canadian baseball player that is judged to have excelled in individual achievement and team contribution while adhering to the highest of the game of baseball. Tip O'Neill, a Canadian, batted .492 in 1887 which is the highest single season batting average ever recorded. The award is presented annually by the Canadian Baseball Hall of Fame & Museum.

Here is a list of the previous recipients of the Tip O'Neill award:

2010 – Joey Votto
2009 – Jason Bay
2008 – Justin Morneau
2007 – Russell Martin
2006 – Justin Morneau
2005 – Jason Bay
2004 – Jason Bay
2003 – Éric Gagné
2002 – Éric Gagné & Larry Walker
2001 – Corey Koskie & Larry Walker
2000 – Ryan Dempster
1999 – Jeff Zimmerman
1998 – Larry Walker
1997 – Larry Walker
1996 – Jason Dickson
1995 – Larry Walker
1994 – Larry Walker
1993 – Rob Butler
1992 – Larry Walker
1991 – Daniel Brabant
1990 – Larry Walker
1989 – Steve Wilson
1988 – Kevin Reimer
1987 – Larry Walker
1986 – Rob Ducey
1985 – Dave Shipanoff
1984 – Terry Puhl

LEDEZMA, Wilfredo

PITCHER

58

NON-ROSTER

Birthdate . . . . . January 21, 1981
Opening Day Age 30
Birthplace. . . . . .Guarico, VZ
Residence . . . . Maracay, Edo Aragua, VZ
Bats/Throws . . . . . L/L
Height/Weight 6-4/225
Contract Status . . . . . signed thru 2011
M.L. Service 4.145

PERSONAL: Wilfredo J. Ledezma... Married with one child... Attended Ciudad Jardin University in Venezuela.

LAST SEASON: Began the season with Indianapolis (AAA)… **INDY DOMINANCE:** Was scored upon in only three of 35 outings, including a stretch of 20 scoreless innings… Limited AAA hitters to a .156 average.. Did not allow a run in his first eight outings (8.2IP), and recorded eight saves for the Racers… **BACK TO THE BIGS:** Had contract selected by the Pirates on July 26… Debuted at COL on July 28, retiring all four batters faced… Allowed five runs, while retiring just one batter in his second outing, July 31 at STL… From Aug. 5-20 was scored upon in just one of eight outings… In his final 20 outings with the Pirates he posted a 4.05 ERA.

WILFREDO LEDEZMA

Numbers in bold – career high

Year	Club & League	W-L	ERA	G	GS	CG	ShO	SV	IP	H	R	ER	HR	HB	BB-IBB	SO	WP	BK	OBA
1998	Red Sox (DSL)	2-4	4.40	11	11	0	1	0	47.0	38	28	23	0	0	38-0	34	5	1	.228
1999	Red Sox (GCL)	5-1	3.30	13	6	0	0	1	57.1	51	28	21	2	1	20-0	52	3	1	.233
2000	Augusta (SAL)	2-4	5.13	14	14	0	0	0	52.2	51	33	30	3	2	36-0	60	5	0	.256
2001									Injured -Did Not Play										
2002	Augusta (SAL)	2-2	3.80	5	5	0	0	0	23.2	23	10	10	0	1	8-0	38	2	0	.250
	Red Sox (GCL)	0-0	6.00	1	0	0	0	0	3.0	4	2	2	0	0	0-0	3	0	0	.308
2003	DETROIT (AL)	3-**7**	5.79	34	8	0	0	0	**84.0**	99	55	54	12	3	35-3	49	2	0	.297
2004	Erie (East)	10-3	2.42	17	16	2	1	0	111.2	95	36	30	8	4	24-0	98	1	0	.229
	DETROIT (AL)	**4**-3	4.39	15	8	0	0	0	53.1	55	28	26	3	2	18-0	29	3	1	.272
2005	Toledo (Int)	5-3	5.29	11	10	0	0	0	51.0	52	30	30	3	1	27-0	44	2	0	.260
	DETROIT (AL)	2-4	7.07	10	**10**	0	0	0	49.2	61	46	39	10	2	24-0	30	2	2	.303
2006	Toledo (Int)	4-3	2.52	12	12	0	0	0	71.1	60	22	20	6	3	23-1	66	0	0	.235
	DETROIT (AL)	3-3	3.58	24	7	0	0	0	60.1	60	28	24	5	2	23-0	39	2	0	.254
2007	DETROIT (AL)	3-1	4.79	**23**	0	0	0	0	35.2	38	21	19	4	0	26-2	24	3	2	.277
	ATLANTA (NL)	0-2	7.71	**12**	0	0	0	0	9.1	12	10	8	1	0	4-0	7	0	0	.300
	SAN DIEGO (NL)	0-0	6.28	**9**	1	0	0	0	14.1	20	11	10	2	0	8-2	16	0	0	.333
2008	Portland (PCL)	1-0	4.41	11	0	0	0	1	16.1	14	8	8	1	1	4-0	20	1	0	.233
	SAN DIEGO (NL)	0-2	4.47	25	6	0	0	0	54.1	49	29	27	4	3	**38**-2	**49**	4	0	.245
	ARIZONA (NL)	0-0	0.00	3	0	0	0	0	4.0	2	0	0	0	0	**3**-0	**4**	0	0	.143
2009	Syracuse (Int)	0-2	4.19	18	0	0	0	1	19.1	29	12	9	0	1	12-0	17	2	0	.358
	Dunedin (FSL)	0-0	0.00	3	0	0	0	0	3.0	1	0	0	0	0	0-0	2	0	0	.100
	New Hampshire (East)	1-1	3.31	8	0	0	0	0	16.1	19	7	6	1	1	6-1	21	1	0	.297
	WASHINGTON (NL)	0-0	9.53	5	0	0	0	0	5.2	8	7	6	1	0	4-0	8	1	0	.333
2010	Indianapolis (Int)	0-1	0.94	35	0	0	0	8	38.1	20	6	4	1	1	19-0	50	1	0	.156
	PITTSBURGH (NL)	0-3	6.86	27	0	0	0	0	19.2	25	16	15	2	1	6-0	22	1	0	.294
Minor Totals		32-24	3.40	159	74	2	2	11	511.0	457	222	193	25	16	217-2	505	23	2	.240
AL TOTALS		15-18	5.15	106	33	0	0	0	283.0	313	178	162	34	9	126-5	171	12	5	.282
NL TOTALS		0-7	5.53	81	7	0	0	0	107.1	116	73	66	10	4	63-4	106	6	0	.274
MAJOR TOTALS		15-25	5.26	187	40	0	0	0	390.1	429	251	228	44	13	189-9	277	18	5	.280

LEAGUE CHAMPIONSHIP SERIES RECORD

Year	Club & League	W-L	ERA	G	GS	CG	ShO	SV	IP	H	R	ER	HR	HB	BB-IBB	SO	WP	BK
2006	DETROIT (AL)	1-0	3.38	2	0	0	0	0	2.2	2	1	1	1	0	1-0	1	0	0

WORLD SERIES RECORD

Year	Club & League	W-L	ERA	G	GS	CG	ShO	SV	IP	H	R	ER	HR	HB	BB-IBB	SO	WP	BK
2006	DETROIT (AL)	0-0	0.00	2	0	0	0	0	1.1	2	0	0	0	0	0-0	1	0	0

LEDEZMA — TRANSACTIONS

- Signed by the Boston Red Sox as a non-drafted free agent on April 3, 1998
- Selected by the Detroit Tigers in the Rule 5 Draft on December 16, 2002
- Traded to the Atlanta Braves in exchange for RHP Macay McBride on June 20, 2007
- Traded to the San Diego Padres along with RHP Will Startup in exchange for RHP Royce Ring on July 31, 2007
- Claimed on waivers by the Arizona Diamondbacks on August 29, 2008
- Signed by the Washington Nationals on December 23, 2008
- Signed by the Toronto Blue Jays on July 31, 2009
- Signed by the Pittsburgh Pirates on November 13, 2009
- Claimed on waivers by the Toronto Blue Jays on January 5, 2011

GAME HIGHS — LEDEZMA, Wilfredo

ML Debut	Apr. 2, 2003 vs. MIN	**ER Allowed**	7 - Jul. 20, 2003 at CWS
Innings Pitched:		**HR Allowed**	4 - May 24, 2005 at NYY
Starter	7.0 - Jul. 13, 2003 vs. BOS	**Low Hit CG**	None
Reliever	5.0 - Apr. 17, 2008 vs. COL	**Last Win**	Apr. 17, 2007 vs. KC
Walks:		**Last Save**	None
Starter	6 - Jul. 31, 2003 at SEA	**Last CG**	None
Reliever	4 - Jul. 22, 2006 vs. OAK	**Last ShO**	None
Strikeouts:		**Last Start**	Jun. 8, 2008 vs. NYM
Starter	7 - 2 times, last May 29, 2008 vs. WSH	**Last Relief App.**	Oct. 3, 2010 at FLA
Reliever	5 - Jul. 22, 2006 vs. OAK	**Longest Win Streak**	3G - 2 times, last Apr. 11-17, 2007
Hits Allowed	12 - Jul. 20, 2003 at CWS	**Longest Losing Streak**	5G – Jul. 20-Aug. 16, 2003
Runs Allowed	7 - 3 times, last Jun. 4, 2005 vs. BAL	**Scoreless Innings Streak**	22.0 - Jul. 31-Aug. 30, 2006

FIELDING

LEDEZMA, Wilfredo — P

Year	PCT	G	PO	A	E	TC	DP
2003	1.000	34	4	7	0	11	0
2004	.778	15	5	2	2	9	0
2005	.818	10	2	7	2	11	0
2006	.900	24	3	6	1	10	0
2007	.909	44	4	6	1	11	0
2008	.900	28	3	6	1	10	0
2009	1.000	5	1	0	0	1	0
2010	1.000	27	0	2	0	2	0
Total	.892	187	22	36	7	65	0

WILFREDO LEDEZMA — MILESTONES

Category		Date	Opponent	Notes
Start	1	July 8, 2003	Chicago (AL)	ND - 5.0 IP, 5H, 4K
Win	1	June 4, 2003	at San Diego	as a reliever - 2.0 IP, 3H, K

PROFESSIONAL CAREER:

2000: With Augusta, was limited to 14 starts due to 2 DL stints (left shoulder strain, left elbow inflammation).

2001: Missed the entire season with a left-elbow stress fracture.

2002: Battled through an injury-plagued 2002 season in the Boston Red Sox organization... Began the season in the starting rotation for Single A Augusta... fanned a season-best nine batters in a no decision April 27 versus Lexington... Landed on the disabled list on May 22 with a low back strain for the remainder of the season, with the exception of one rehab appearance with the Gulf Coast League Red Sox... Held South Atlantic League righthanders to a .219 batting average (16x73), while lefties hit .368 (7x19) against him... Named the 22nd-best prospect in the Tigers organization following the season by Baseball America.

2003: A Rule 5 Draft selection from the Boston Red Sox organization, Ledezma made the jump to the majors from Single A and split the 2003 campaign between the starting rotation and bullpen for the Tigers... Used mainly in relief during his rookie season, he was 2-2 with a 5.18 ERA in 26 relief outings... in his eight starts, he finished 1-5 with a 6.62 ERA (35... .Made his **Major League debut** on Apr. 2 vs. MIN, firing two scoreless innings... Posted five straight scoreless outings May 21-June 11, tossing 9.1 innings... Earned his first major league win June 4 at San Diego, working two scoreless innings -- won three straight decisions June 4-July 13, the longest winning streak by a Tigers pitcher in 2003... Made his first major league start July 8 vs. the Chicago White Sox -- did not factor in the decision after blanking Chicago on five hits for five innings... Did not issue a walk in an 18.2-inning stretch July 8-25... Combined with Jamie Walker and Chris Mears to shut out Boston on July 13, earning the win by tossing seven strong innings... Posted a 3-2 record and 3.12 ERA in 22 outings prior to the All-Star break -- opponents hit .238 against him... Finished 0-5 with a 10.13 ERA in 12 games after the All-Star break -- opposition batted .379.

2004: Named the Tigers Minor League Pitcher of the Year for his efforts at Erie (AA), before being recalled by the Tigers on July 15... Selected to the Eastern League's mid-season all-star squad... Rated as possessing the best control in the Eastern League by Baseball America... Tied for fourth in the Eastern League with two complete games and tied for sixth with 10 wins... Posted a 17.inning scoreless streak over three starts May 25-June 4... Named the Tigers Minor League Pitcher of the Month for May.. Led the Eastern League with a 1.66 ERA during the month, while he tied for the lead with four wins,.. Pitched for the World Team at the Futures Game held at Minute Maid Park in Houston... Joined the Tigers rotation and made his first start of the season at the major league level on July 30 vs. CWS... Returned to the bullpen after his start on SEPT 6 vs. KC... Made four appearances in relief September 11-22, before making one last start in the second game of a doubleheader... Tied for fifth-best in the AL in inducing opponents to ground into a double play in double play situations, 19.0 percent (8x42).

2005: Began the season in the Tigers starting rotation after making Detroit's Opening Day roster out of Spring Training... Was optioned to Triple A Toledo after 10 starts... Established a career high with seven strikeouts in a win over Tampa Bay on May 18... Optioned to Toledo following his start on June 4 vs BAL... Compiled a 3-2 record and 4.24 ERA in his first seven starts with the Mud Hens before landing on the disabled list on July 17 with a left elbow strain... Started one game for Toledo during the International League playoffs, earning the win after allowing one run in five innings.

2006: Opened the season at Toledo (AAA), before joining the Tigers for the remainder of the season on June 15... Sidelined May 3-14 with a right oblique strain... Recalled by the Tigers on June 15... Split his time with the Tigers between the starting rotation and bullpen... Finished 2-2 with a 4.29 ERA (35.2IP/17ER) in seven starts and 1-1 with a 2.55 ERA (24.2IP/7ER)

in 17 relief outings... Established a career high with 4.2 innings of relief on July 22 versus Oakland... Posted a 22.0-inning scoreless streak August 3-30, establishing a career high -- longest scoreless streak by a Tigers pitcher in 2006... Held lefthanded opposition to a .241 batting average (19x79) with the Tigers... Righties hit .261 (41x157) with Ledezma on the mound.

2007: Began the season with Detroit, going 3-1 with a 4.79 ERA (19 ER/35.2 IP) in 23 relief appearances... Acquired by the Braves in exchange for left-handed pitcher Macay McBride on June 20... Went 0-2 with a 7.71 ERA (8 ER/9.1 IP) over 12 contests with the Braves, all in relief... Acquired by the Padres along with left-handed pitcher Will Startup from the Atlanta Braves in exchange for left-hander Royce Ring on July 31... Pitched in nine games for San Diego (one start), allowing 11 runs (10 earned) in 14.1 innings (6.28 ERA)... Posted a 5.25 ERA (7 ER/12.0 IP) with 13 strikeouts in his eight relief outings with the Padres, holding opponents scoreless in four of those contests... Made his Padres debut Aug. 2 vs. ARI, tossing 1.0 inning with one strikeout, combining with Jake Peavy (7.0 IP) and Cla Meredith (1.0 IP) for the team's 15th shutout of 2007... Made his lone start for San Diego on 8Aug. 0 at CIN, marking his only start of 2007 and first start since Sept. 29, 2006 for the Tigers against the Royals... Did not factor in the decision, allowing four runs (three earned) over 2.1 innings in the Padres 12-7, 11-inning victory... In 44 games overall (one start) with the Tigers, Braves and Padres, combined to go 3-3 with a 5.61 ERA (37 ER/59.1 IP), 47 strikeouts and 38 walks.

2008: Pitched for both SD and ARI, and had a brief minor-league stint, going 0-2 with a 4.17 ERA in 28 games (6 starts)... Was claimed off waivers by ARI on Aug. 29... Strung together 13.1 consecutive scoreless innings from April 17-May 4... Was designated for assignment by the Padres on June 10 and subsequently outrighted to Triple-A Portland, June 12... Pitched well for Portland and had contract purchased by SD on July 23... Matched career high with 7 strikeouts on May 29 vs. Washington.

2009: Made 34 relief appearances while splitting season between Washington and Toronto organizations... Was a member of Washington's Opening Day roster... Was scored upon in each of his five appearances with the Nationals... Struck out a combined seven batters in first three appearances (3.2ip)... Worked at least 1.0 inning in each of his five games before being designated for assignment on Apr. 20... Was outrighted to Syracuse (AAA) on Apr. 28... Retired all three batters he faced and picked up only save of the year on June 4 at Scranton... Was scored upon once in final five games with Syracuse before being unconditionally released on July 4... Signed a minor league contract with Toronto on July 31 and was assigned to Dunedin (A)... Made three scoreless appearances for Dunedin before being promoted to New Hampshire (AA) on Aug.17... Went 2-4 with a 4.89 ERAin 11 starts for Aragua during the Venezuelan Winter League.

ATTENDANCE AT THE BREAK

YEAR	W-L	PCT.	POS.	GBL	HOME ATTENDANCE
1977	34-58	.370	7th	–19.0	1,020,152
1978	32-53	.376	7th	–26.0	804,890
1979	29-64	.312	7th	–31.5	785,030
1980	33-43	.434	7th	–17.0	675,556
1981*	16-42	.276	7th	–19.0	426,795
1982	37-47	.440	7th	–11.5	637,057
1983	43-33	.566	1st	+1.0	786,503
1984	50-34	.595	2nd	–7.0	1,247,799
1985	53-35	.602	1st	+2.5	1,123,502
1986	47-43	.522	5th	–10.5	1,442,158
1987	51-36	.586	2nd	–3.0	1,413,455
1988	42-46	.477	6th	–11.5	1,473,480
1989	42-45	.483	T4th	–7.0	1,559,163
1990	47-38	.553	2nd	–0.5	2,288,900
1991	49-34	.590	1st	+5.5	2,090,001
1992	53-34	.609	1st	+4.0	2,416,036
1993	49-40	.551	1st	+0.5	2,340,240
1994	38-48	.442	5th	–12.5	2,116,873
1995*	27-40	.403	5th	–11.5	1,295,643
1996	38-49	.437	3rd	–15.0	1,289,964
1997	40-43	.482	T3rd	–14.0	1,547,513
1998	46-42	.523	3rd	–18.5	1,319,694
1999	47-43	.522	3rd	–7.0	1,181,546
2000	48-41	.539	2nd	0.0	816,825
2001	42-46	.477	3rd	–11.0	1,041,822
2002	34-52	.395	4th	–20.5	766,790
2003	49-46	.516	3rd	–9.0	1,087,864
2004	39-49	.443	4th	–17.0	913,198
2005	44-44	.500	4th	–5.5	910,866
2006	49-39	.557	3rd	–4.5	1,186,106
2007	43-44	.494	T2nd	–10.0	1,194,984
2008	47-48	.495	4th	–9.0	1,293,270
2009	44-46	.489	4th	–11.0	982,117
2010	44-45	.494	4th	-12.5	783,773

* Strike Season

LEWIS, Rommie

PITCHER

75

NON-ROSTER

Birthdate . . . . . September 2, 1982
Opening Day Age 28
Birthplace. . . . . .Seattle, WA
Residence . . . . . Bellevue, WA
Bats/Throws . . . . . L/L
Height/Weight 6-6/234
Contract Status . . . . . signed thru 2011
M.L. Service 0.073

PERSONAL: Rommie Lee Lewis... Married with one child... Attended Newport High School in Bellevue, Washington.

LAST SEASON: Pitched in 14 games last season with the Blue Jays and 24 games with Las Vegas (AAA)… **ML DEBUT:** Made his **Major League debut** Apr. 28 vs. BOS tossing a scoreless ninth inning… **LONG MAN:** Threw a career high 3.2 innings May 22 at ARZ allowing only one hit and struck out two… Threw three scoreless innings May 10 at BOS allowing just one hit… Pitched more than an inning in seven of his 14 contests... **LOVES LEFTIES:** Left handed batters only hit .233 (7-for-30) off him this season… **DL:** Was placed on disabled list on Sept. 15 with left shoulder inflammation for the balance of the season... **IN THE MINORS:** Made 24 appearances (eight starts) compiling a 1-5 record with a 7.59 ERA with five saves… Before being recalled Apr. 27 was 0-1 with five saves in six opportunities and had a 2.35 ERA (7.2IP/2ER) in seven appearances.

ROMMIE LEWIS

Numbers in bold – career high

Year	Club and League	W-L	ERA	G	GS	CG	ShO	SV	IP	H	R	ER	HR	HB	BB-IBB	SO	WP	BK	OBA
2001	Orioles (Gulf)	1-1	2.14	10	7	0	0	0	33.2	37	16	8	3	2	7-0	27	2	1	.276
	Frederick (Caro)	0-1	9.00	1	0	0	0	0	4.0	8	7	4	1	0	1-0	2	0	0	.400
2002	Delmarva (SAL)	1-2	2.15	53	0	0	0	25	71.0	50	19	17	1	4	20-1	77	5	0	.198
2003	Frederick (Caro)	4-9	3.34	26	20	1	0	0	113.1	108	54	42	9	6	60-1	69	6	0	.251
2004	Frederick (Caro)	1-7	5.61	47	4	0	0	0	86.2	92	67	54	4	7	41-3	52	5	0	.269
2006	Frederick (Caro)	5-3	2.09	31	0	0	0	6	51.2	46	16	12	3	4	11-0	36	6	0	.234
2007	Bowie (East)	5-5	5.35	47	1	0	0	1	69.0	80	44	41	10	2	29-0	64	2	1	.294
2008	Bowie (East)	1-6	3.41	38	5	0	0	0	66.0	81	29	25	4	3	26-3	63	3	0	.308
2009	New Hampshire (East)	2-4	2.57	26	0	0	0	1	42.0	35	12	12	2	2	22-0	45	0	0	.229
	Las Vegas (PCL)	2-3	3.38	19	0	0	0	0	24.0	23	10	9	1	2	9-1	20	1	0	.253
2010	Las Vegas (PCL)	1-5	7.59	24	8	0	0	5	53.1	72	51	45	7	1	22-0	41	5	0	.323
	TORONTO (AL)	0-0	6.75	14	0	0	0	0	18.2	20	14	14	4	0	8-0	15	0	0	.270
Minor Totals		23-46	3.94	322	45	1	0	38	614.2	632	325	269	45	33	247-9	496	35	2	.266

LEWIS — TRANSACTIONS

- Selected by the Baltimore Orioles in the 4th round of the June 2001 First Year Player Draft
- Signed by the Toronto Blue Jays on January 27, 2009
- On disabled list (left shoulder inflammation) September 15-remainder of season, 2010

GAME HIGHS — LEWIS, Rommie

ML Debut	Apr. 28, 2010 vs. BOS
Innings Pitched:	
Starter	None
Reliever	3.2 - May 22, 2010 at ARI
Walks:	
Starter	None
Reliever	2 - 3 times, last Jun. 8, 2010 at TB
Strikeouts:	
Starter	None
Reliever	3 - May 5, 2010 at CLE
Hits Allowed	4 - 2 times, last Sept. 11, 2010 vs. TB
Runs Allowed	4 – 2 times, last Sept. 11, 2010 vs. TB
ER Allowed	4 – 2 times, last Sept. 11, 2010 vs. TB
HR Allowed	1 - 4 times, last Sept. 11, 2010 vs. TB
Low Hit CG	None
Last Win	None
Last Save	None
Last CG	None
Last ShO	None
Last Start	None
Last Relief App.	Sept. 11, 2010 vs. TB
Longest Win Streak	None
Longest Losing Streak	None
Scoreless Innings Streak	4.2 - May 21-22, 2010

FIELDING

LEWIS, Rommie — P

Year	PCT	G	PO	A	E	TC	DP
2010	1.000	14	1	3	0	4	0

PROFESSIONAL CAREER:

2001: Made his professional debut with the Orioles Gulf Coast entry making 10 appearances, including seven starts, before finishing his season making one appearance for Frederick (A).

2002: Pitched for Delmarva in the South Atlantic League, making 53 appearances out of the bullpen... Limited South Atlantic League hitters to a .198 average and posted 25 saves.

2003: In his first full season at Frederick (A), made a career high 20 starts, going 4-9 with a 3.34 ERA... Walked 60 in 133.1 innings... Tossed the first complete game of his career July 3 at Winston-Salem.

2004: Made four starts among his 47 appearances for Frederick... Held opponenets to a .269 average, however did allow 41 walks in 86.2 innings.

2006: In his 3rd year at Frederick in the Carolina League, limited hitters to a .234 average, pitching to a career low 2.09 ERA... Finsihed 15 games, collecting six saves.

2007: Made his debut at AA with Bowie appearing in 47 agmes, with one start... Struck out 64 in 69 innings... Allowed 80 hits in his 69 innings.

2008: Completed his second full season at Bowie (AA) going 1-6 with five saves in 38 games, including five starts... Allowed batters to hit .308, although fanned 63 batters in 66 innings.

2009: Pitched at New Hampshire (AA) and Las Vegas (AAA) combining to go 4-7 with a 2.86 ERA in 45 relief appearances.

BLUE JAYS' AMERICAN LEAGUE LEADERS

BATTING LEADERS

Year	Category	Player	Totals
1980	Triples	Alfredo Griffin	15
1983	Hitting Streak	Damaso Garcia (tie)	21
		Lloyd Moseby (tie)	21
1984	Triples	Dave Collins (tie)	15
		Lloyd Moseby (tie)	15
1986	Home Runs	Jesse Barfield	40
1987	RBI	George Bell	134
	Total Bases	George Bell	369
1989	Home Runs	Fred McGriff	36
	Hitting Streak	George Bell	22
1990	Triples	Tony Fernandez	17
1993	Average	John Olerud	.363
	Hits	Paul Molitor	211
	Doubles	John Olerud	54
	OBP	John Olerud	.473
	Hitting Streak	John Olerud	26
1995	Hit by Pitch	Ed Sprague	15
1999	Total Bases	Shawn Green	361
	Doubles	Shawn Green	45
	Hitting Streak	Shawn Green	28
	Extra Base Hits	Shawn Green	87
2000	Doubles	Carlos Delgado	57
	Total Bases	Carlos Delgado	378
	Extra Base Hits	Carlos Delgado	99
	Hit by Pitch	Carlos Delgado	15
2003	RBI	Carlos Delgado	145
	Hits	Vernon Wells	215
	Doubles	Vernon Wells	49
	Total Bases	Vernon Wells	373
	Extra Base Hits	Vernon Wells	87
2005	Hit by Pitch	Shea Hillenbrand	22
2006	Hit by Pitch	Reed Johnson	21
2009	At Bats	Aaron Hill	682
	Plate App.	Aaron Hill	734
2010	Home Runs	Jose Bautista	54
	Extra Base Hits	Jose Bautista	92
	Total Bases	Jose Bautista	351

PITCHING LEADERS

Year	Category	Player	Totals
1982	Games Started	Jim Clancy	40
	Complete Games	Dave Stieb	19
	Shutouts	Dave Stieb	5
	Innings Pitched	Dave Stieb	288.1
1984	Winning Percentage	Doyle Alexander	.739
	Innings Pitched	Dave Stieb	267.0
	Games Started	Jim Clancy (tie)	36
1985	ERA	Dave Stieb	2.48
1987	Winning Percentage	John Cerutti	.733
	ERA	Jimmy Key	2.76
	Games	Mark Eichhorn	89
	Games Finished	Tom Henke	62
1991	Games	Duane Ward	81
1992	Wins	Jack Morris (tie)	21
1993	Winning Percentage	Juan Guzman	.824
	Saves	Duane Ward (tie)	45
	Games Finished	Duane Ward	70
1996	ERA	Juan Guzman	2.93
	Complete Games	Pat Hentgen	10
	Shutouts	Pat Hentgen (tie)	3
	Innings Pitched	Pat Hentgen	265.2
1997	ERA	Roger Clemens	2.05
	Wins	Roger Clemens	21
	Games Started	Pat Hentgen (tie)	35
	Complete Games	Pat Hentgen	9
		Roger Clemens	9
	Innings Pitched	Pat Hentgen	264.0
		Roger Clemens	264.0
	Strikeouts	Roger Clemens	292
	Shutouts	Pat Hentgen	3
		Roger Clemens	3
1998	ERA	Roger Clemens	2.65
	Wins	Roger Clemens	20
	Strikeouts	Roger Clemens	271
1999	Complete Games	David Wells	7
	Innings Pitched	David Wells	231.2
2000	Wins	David Wells	20
	Complete Games	David Wells	9
2001	Games	Paul Quantrill	80
2002	Innings Pitched	Roy Halladay	239.1
2003	Wins	Roy Halladay	22
	Games	Trever Miller	79
	Games Started	Roy Halladay	36
	Complete Games	Roy Halladay	9
	Innings Pitched	Roy Halladay	266.0
2005	Complete Games	Ray Halladay	5
2007	Games	Scott Downs	81
	Complete Games	Roy Halladay	7
2008	Shutouts	Roy Halladay (tie)	2
	Games Started	A.J. Burnett (tie)	34
	Complete Games	Roy Halladay	9
	Innings Pitched	Roy Halladay	246.0
	Strikeouts	Strikeouts	231
2009	Shutouts	Roy Halladay	4
	Complete Games	Roy Halladay	9

LIND, Adam

INFIELDER/OUTFIELDER

26

Birthdate . . . . . July 17, 1983
Opening Day Age 27
Birthplace. . . . . Muncie, IN
Residence . . . . . Anderson, IN
Bats/Throws . . . . . L/L
Height/Weight 6-1/219
Contract Status . . . . . signed thru 2013
M.L. Service 3.085

PERSONAL: Adam Alan Lind... Married... Attended Highland High School in Indiana... Signed by Joel Grampietro... Attended University of South Alabama... In 2003, he was named as a Freshman 2nd team All-American first baseman... In 2004 he was named a Sun Belt Conference All-Star outfielder.

LAST SEASON: Appeared in 150 games this season making 120 starts at DH, 16 starts in LF and the first eight starts of his ML career at 1B... **20/20:** Hit 20+ home runs for the second consecutive season (58 total)… His 23rd and final home run of the season came on the Club's final game, where he appeared as a left fielder... It gave the Blue Jays 20+ home runs from all eight fielding positions plus DH in the batting order, the only team in Major League history to accomplish the feat... **STREAKING:** Had a career high 14 game hitting streak which matched the Club high (Vernon Wells) from July 1-21 hitting .293 (17-58) with two doubles, four home runs and eight runs batted in… Snapped a career high 0-19 hitless streak on May 5 at CLE, the same contest which he would add a game winning 2-run home run in the 9th... **WALK IT OFF:** Hit a walk-off home run Sept. 12 vs. TB which was the 2nd walk-off home run of his career (previous: Sept. 26/09 vs. SEA)… **NICE START/FINISH:** Started the season by reaching base safely in the first 14 games hitting .309 (17-55) with four doubles, three home runs, 10 runs batted in and eight walks... Finished the season hitting safely in his final five games, while also recording 12 extra base hits among his last 20 hits (8-2B, 4-HR)... Began to heat up once July hit, posting a .272 average with 21 doubles, 14 home runs and a .513 slugging pct... Batted only .117 vs. lefties (16-137) with a .159 on base pct and a .182 slugging pct... Batted .275 with a .327 on base pct. and .502 slugging pct. vs. righties... Ranked 5th in the AL with 144 strikeouts... Batted .237 when ahead in the count and .237 when even or behind.

ADAM LIND

Numbers in bold – career high

Year	Club and League	AVG	G	AB	R	H	2B	3B	HR	RBI	SH-SF	HP	BB-IBB	SO	SB-CS	SLG	OBP	OPS
2004	Auburn (NYP)	.312	70	266	43	83	23	0	7	50	1-2	2	24-0	36	1-0	.477	.371	.848
2005	Dunedin (FSL)	.313	126	495	80	155	42	4	12	84	0-6	4	49-7	77	2-1	.487	.375	.862
2006	New Hampshire (East)	.310	91	348	43	108	24	0	19	71	0-3	2	25-0	87	2-1	.543	.357	.900
	Syracuse (Int)	.394	34	109	20	43	7	0	5	18	0-3	2	23-0	18	1-0	.596	.496	1.092
	TORONTO (AL)	.367	18	60	8	22	8	0	2	8	0-0	0	5-0	12	0-0	.600	.415	1.015
2007	Syracuse (Int)	.299	46	174	20	52	8	2	6	28	0-1	1	14-3	42	0-0	.471	.353	.824
	TORONTO (AL)	.238	89	290	34	69	14	0	11	46	2-2	1	16-0	65	1-2	.400	.278	.678
2008	Syracuse (Int)	.328	51	189	24	62	17	2	6	50	0-2	3	19-2	36	1-1	.534	.394	.928
	TORONTO (AL)	.282	88	326	48	92	16	**4**	9	40	1-4	2	16-3	59	**2**-0	.439	.316	.755
2009	TORONTO (AL)	.305	**151**	587	**93**	**179**	**46**	0	**35**	**114**	0-4	5	**58**-7	**110**	1-1	.562	.370	.932
2010	TORONTO (AL)	.237	150	569	57	135	32	3	23	72	0-3	3	38-3	144	0-0	.425	.287	.712
Minor Totals		.318	418	1581	230	503	121	8	55	301	1-17	14	154-12	296	7-3	.509	.380	.889
MAJOR TOTALS		.271	496	1832	240	497	116	7	80	280	3-13	11	133-13	390	4-3	.473	.322	.796

HOME RUN BREAKDOWN

			ONE GAME									
Total	H	A	2	3	4	GS	LO	XN	IP	PH	RHP	LHP
80	41	39	3	1	0	1	0	1	0	2	67	13

LIND — TRANSACTIONS:

- Selected by the Toronto Blue Jays in the 3rd round of the June 2004 First Year Player Draft

GAME HIGHS — LIND, Adam

ML Debut	Sept. 2, 2006 at BOS	**Stolen Bases**	1 – 4 times, last Jun. 2, 2009 vs. LAA
Runs	3 – 5 times, last May 14, 2010 vs. TEX	**Last ML Home Run**	Oct. 3, 2010 at MIN
Hits	5 - Jun. 4, 2009 vs. LAA	**Longest Hitting Streak**	14G - July 1-21, 2010
Doubles	3 – 2 times, last Jun. 4, 2009 vs. LAA	**Longest Hitless Streak**	19AB - Apr. 30-May 5, 2010
Home Runs	3 - Sept. 29, 2009 at BOS		
RBI	8 - Aug. 31, 2009 at TEX		

FIELDING

LIND, Adam — 1B

Year	PCT	G	PO	A	E	TC	DP
2010	1.000	11	70	9	0	79	7

LIND, Adam — OF

Year	PCT	G	PO	A	E	TC	DP
2006	1.000	2	4	0	0	4	0
2007	1.000	80	137	5	0	142	0
2008	1.000	71	113	2	0	115	1
2009	.988	55	80	1	1	82	0
2010	1.000	16	22	0	0	22	0
Total	.997	224	356	8	1	365	1

ADAM LIND — MILESTONES

Category		Date	Opponent	Pitcher	Notes
Hit	1	Sept. 2, 2006	at Boston	Dinardo	Double
Home Run	1	Sept. 10, 2006	at Los Angeles (AL)	Ja. Weaver	2R
Multi-Homer Game (4)					
	1	June 8, 2009	at Texas	Feldman (2)	2R, 2R
	2	Aug. 31, 2009	at Texas	Holland, Grilli	GS, 1R
	3	Sept. 26, 2009	Seattle	Lowe, Kelley	2R, 1R
	4	Sept. 29, 2009	at Boston	Buchholz (2), Saito	2R, 1R, 1R
3-Homer Game	1	Sept. 29, 2009	at Boston	Buchholz (2), Saito	2R, 1R, 1R
Grand Slam (1)	1	Aug. 31, 2009	at Texas	Holland	4th inning
Pinch Hit HR (2)	1	May 27, 2007	at Minnesota	Silva	1R
	2	May 21, 2010	at Arizona	Gutierrez	1R
Walk-off (2)	1	Sept. 26, 2009	Seattle	Kelley	1R, 10th inning
	2	Sept. 12, 2010	Tampa Bay	Soriano	2R, 9th inning
RBI	1	Sept. 9, 2006	at Los Angeles (AL)	Escobar	Double
Stolen Base	1	May 6, 2007	at Texas	Loe	2nd base
				C-Stewart	

PROFESSIONAL CAREER:

2004: Named as a R. Howard Webster Award winner as Auburn's MVP... Ranked second in the New York-Penn League with 23 doubles, third with 50 RBI and 30 extra base hits, fourth with 83 hits and sixth with a .312 batting average... Also led his team with 127 total bases... Named as a Blue Jays Minor League Star of the Month for July after batting .327 with a pair of home runs and 15 RBI... Named to the post-season New York-Penn League All-Star Team.

2005: Became the 20th player in the organization's history to win two or more Webster Awards, capturing his second team MVP award in as many seasons... Selected to the year-end Florida State League All-Star team after ranking first in the league with 42 doubles and 58 extra base hits, second with a .313 batting average and 155 hits and fourth with 84 RBI and 80 runs scored... Named as the Blue Jays Organizational Player of the Month for April after hitting .360 with a home run and 23 RBI in 22 games... Selected to participate in the Florida State League All-Star Game, but struck out in his only plate appearance... In the last week of July, batted .500 with three home runs and 10 RBI to capture Florida State League Player of the Week honours.

2006: Had his contract purchased on Sept. 1, making his **Major League debut** Sept. 2 at BOS... Recorded his first Major League hit on Sept. 2 at BOS, a double off of Lenny Dinardo... Hit his 1st Major League HR Sept 10th at LAA off Jared Weaver in his 14th career at-bat... Tied a club record for most hits by a Blue Jay rookie after 10 games to begin a career with 15 hits... Hit the game-winning HR at NYY on the last day of the season, Oct. 1 off Farnsworth... Was named the R. Howard Webster Award winner for New Hampshire (AA)... Became just the 3rd player in the history of the organization to win three or more Webster Awards (Carlos Delgado and Luis Lopez being the others)... Named Eastern League MVP (AA), ranking 1st in HR (19), and RBI (71)... Ranked 2nd in avg. (.310)... Was promoted to Syracuse (AAA) on July 25... Combined to hit .335 (173-517) over three levels (including the majors) with 39 doubles, 26 home runs, and 97 RBI.

2007: Appeared in eight games with Syracuse (AAA) to begin the season before being recalled by Toronto on Apr. 13... Batted .306 with two home runs & seven RBI before the recall... Recorded eight RBI over two games from June 3-5... On June 28, was optioned back to Syracuse when Reed Johnson was activated off the 60-day DL... On Sept. 1 was recalled from Syracuse, making his 2nd stint with Toronto... His 11 HR were the most by a Jay rookie since 2002 when Eric Hinske slammed a Club record 25 & Josh Phelps added 15... Among AL rookies, ranked 4th in home runs and 3rd with five outfield assists.

2008: Began the season with the Syracuse Chiefs (AAA) & batted .365 (23-63) with three home runs & 16 RBI in 21 games prior to being recalled by Toronto on Apr. 26... Was recalled by Toronto for the 2nd time this season on June 21... Hit a home run in his first game back with the Club on June 22 at PIT... Hit a home run in three straight games for the first time in his career from Aug. 16-19... Among AL leaders in July, ranked 4th in batting average (.379), T-4th in doubles (10), 9th in SLG (.644) & T-9th in hits (33)... Was the Minor League "Star of the Month" for April when he batted .365 (23-63) with three home runs & drove in 16 RBI while posting an OPS of 1.010 in 18 contests.

2009: Set career highs in virtually all offensive categories, including leading the club in batting average (.305), RBI (114) & slugging (.562)… Finished 2nd on the club with 35 home runs… Was awarded the AL Silver Slugger as a Designated Hitter, representative of the best offensive player at his position... Also received the Edgar Martinez Award, as the top Designated Hitter in 2010... Ranked 5th in the AL in total bases (330), 5th in doubles (46), 2nd in extra-base hits (81), 3rd in RBI (114) & 5th in home runs (35)… His 100+ RBI season was the most from a left-handed hitter for Toronto since Carlos Delgado posted 145 in 2003… On opening day April 6 vs. DET finished the contest with a then career high six RBI (most by a Jay since Reed Johnson had six-July 1/05 at BOS)… The 6-RBI are the most by a Blue Jay in Opening Day history… Previous high was four done five times, last by Darrin Fletcher in 2002 at BOS… The four hits matched the Club record (4th time) for the most hits by a Jay on Opening Day… Is first Blue Jays player to hit three home runs in the teams first five games since Carlos Delgado (five in 2001)… His 12 RBI are the most in Blue Jays history after seven games, since Joe Carter had 12 in 1994… Sept. 29 at BOS, hit home runs in three consecutive at-bats marking the 1st time a Blue Jay has hit three home runs in a game since Frank Thomas did so against the same Red Sox in 2007… Sept. 26 vs. SEA, hit the 1st walk-off homerun of his career… In fact, became only the 2nd player in Blue Jays history to hit two lead-changing home runs in the 8th inning or later in a game (Roberto Alomar – 1991)… Was awarded Co-Player of the Week, concluding Sept. 6…Batted .321 while driving in 12 runs… Included an eight-RBI contest, Aug. 31 at TEX… The eight RBI are the 2nd highest single game total in club history (Roy Howell-10)… Adam Lind (114 RBI) & Aaron Hill (108 RBI) became just the 2nd pair in Blue Jays history to record at least 35-HR, 35-2B & 100-RBI in the same season… Also, the 221 combined RBI between the two are the most by a Blue Jay duo since 2003 when Delgado (145) & Wells (117) combined for 262… In the 7th inning or later, led the ball club in avg. (.303), on-base (.392) & slugging (.554).

LITSCH, Jesse

PITCHER

51

Birthdate . . . . . March 9, 1985
Opening Day Age 26
Birthplace. . . . . Pinellas Park, FL
Residence . . . . . Pinellas Park, FL
Bats/Throws . . . . . R/R
Height/Weight 6-1/225
Contract Status . . . . . signed thru 2011
M.L. Service 3.098

PERSONAL: Jesse Allen Litsch... Single... Attended South Florida College... Once was a bat boy and Public Relations Intern for the Tampa Bay Rays... In 2007, volunteered his time to help conduct a series of baseball clinics for more than 200 children, from 22 Toronto Community Housing units across the city... Participated in the Blue Jays Winter Tour in 2011, stopping in all four citites (Scarborough, Kitchener/Waterloo, Calgary, Vancouver).

LAST SEASON: Made nine starts this season for the Blue Jays after coming off Tommy John surgery in 2009… **BACK ON THE HILL:** On June 13 made his first Major League start since Apr. 13, 2009 after having Tommy John surgery June 12, 2009… **ITS BEEN A WHILE:** Picked up his first win of the season July 20 at KC… This was his first win since Sept. 28, 2008… **BACK AT HOME:** On June 19 vs. SF made his first home start since Apr. 8, 2009 pitching seven scoreless innings allowing only three hits and struck out three… Was the first time he went at least seven scoreless innings in a game since Sept. 4, 2008 vs. MIN (9.0IP)… **IN THE MINORS:** Made six rehab starts recovering from Tommy John surgery with two coming at Dunedin (A) and four with Las Vegas (AAA) combining to go 1-4 with a 5.59 ERA (37.0IP, 43H, 23ER, 5HR, 7BB, 23K)… **PREMATURE ENDING:** Had his season end after his start on July 25 at DET after surgery to fix a labral tear in his right hip the week of Aug. 9.

JESSE LITSCH

Numbers in bold – career high

Year	Club and League	W-L	ERA	G	GS	CG	ShO	SV	IP	H	R	ER	HR	HB	BB-IBB	SO	WP	BK	OBA
2005	Pulaski (Appy)	5-1	2.74	11	11	0	0	0	65.2	51	22	20	6	4	10-0	67	2	1	.212
	Auburn (NYP)	0-1	3.60	4	3	0	0	0	10.0	11	9	4	0	0	6-0	7	1	0	.268
2006	Dunedin (FSL)	6-6	3.53	16	15	2	1	0	89.1	94	39	35	5	5	8-0	81	5	0	.267
	New Hampshire (East)	3-4	5.06	12	12	1	0	0	69.1	85	44	39	6	6	13-0	54	3	0	.309
2007	New Hampshire (East)	7-2	2.35	10	10	1	0	0	61.1	51	24	16	5	4	14-0	46	2	0	.219
	Syracuse (Int)	1-0	1.80	2	2	0	0	0	15.0	12	3	3	0	0	3-0	10	0	0	.226
	TORONTO (AL)	7-**9**	3.81	20	20	0	0	0	111.0	116	56	47	14	7	36-2	50	2	0	.270
2008	Syracuse (Int)	1-1	3.60	3	3	0	0	0	20.0	18	10	8	1	1	4-0	18	1	0	.237
	TORONTO (AL)	**13-9**	3.58	**29**	**28**	2	2	0	**176.0**	178	79	70	20	8	**39**-2	**99**	4	0	.261
2009	TORONTO (AL)	0-1	9.00	2	2	0	0	0	9.0	14	9	9	4	0	1-0	8	0	0	.350
2010	Dunedin (FSL)	1-1	1.80	2	2	0	0	0	15.0	9	3	3	1	1	4-0	10	0	0	.170
	Las Vegas (PCL)	0-3	8.18	4	4	0	0	0	22.0	34	26	20	4	3	3-0	13	3	0	.347
	TORONTO (AL)	1-5	5.79	9	9	0	0	0	46.2	53	30	30	7	2	15-0	16	1	0	.286
Minor Totals		24-19	3.62	64	62	4	1	0	367.2	365	180	148	28	24	65-0	306	17	1	.257
MAJOR TOTALS		21-24	4.10	60	59	2	2	0	342.2	361	174	156	45	18	91-4	173	7	0	.270

LITSCH — TRANSACTIONS

- Selected by the Toronto Blue Jays in the 24th round in the June 2004 First Year Player Draft
- On disabled list (right elbow "Tommy John" surgery) April 14-remainder of the season, 2009
- On disabled list (right elbow strain) February 26-June 9, 2010; included rehabilitation assignmnet at Dunedin (A) May 11-17 and Las Vegas (AAA) May 21-June 7
- On disabled list (right hip labral tear) August 6-remainder of season, 2010

GAME HIGHS — LITSCH, Jesse

ML Debut	May 15, 2007 vs. BAL
Innings Pitched:	
Starter	9.0 – 2 times Sept. 4, 2008 vs. MIN
Reliever	3.0 - May 16, 2008 at PHI
Walks:	
Starter	5 - Sept. 13, 2008 at BOS
Reliever	None
Strikeouts:	
Starter	8 - Sept. 23, 2008 vs. NYY
Reliever	4 - May 16, 2008 at PHI
Hits Allowed	10 – 4 times, last Aug. 28, 2008 at TB
Runs Allowed	8 - July 12, 2008 vs. NYY
ER Allowed	7 - 2 times, last Jun. 13, 2010 at COL
HR Allowed	3 – 3 times, last Apr. 8, 2009 vs. DET
Low Hit CG	4 - Sept. 4, 2008 vs. MIN
Last Win	Jul. 20, 2010 at KC
Last Save	None
Last CG	Sept. 4, 2008 vs. MIN
Last ShO	Sept. 4, 2008 vs. MIN
Last Start	Aug. 2, 2010 vs. CLE
Last Relief App.	May 16, 2008 at PHI
Longest Win Streak	4G - Sept. 19, 2007-Apr. 11, 2008
Longest Losing Streak	4G - Jun. 13-Jul. 11, 2010
Scoreless Innings Streak	18.0 - May 24 - June 4, 2008

FIELDING

LITSCH, Jesse — P

Year	PCT	G	PO	A	E	TC	DP
2007	1.000	20	10	21	0	31	2
2008	.952	29	23	36	3	62	2
2009	1.000	2	1	1	0	2	0
2010	1.000	9	7	9	0	16	1
Total	.973	60	41	67	3	111	5

JESSE LITSCH — MILESTONES

Category		Date	Opponent	Notes
Start	1	May 15, 2007	Baltimore	ML Debut (W)-8.2IP, 4H, ER, 3BB, K
Win	1	May 15, 2007	Baltimore	ML Debut 8.2IP, 4H, ER, 3BB, K
SHO (2)	1	May 24, 2008	Kansas City	9.0IP, 7H, BB, 3K
	2	Sept. 4, 2008	Minnesota	9.0IP, 4H, 2BB, 3K

PROFESSIONAL CAREER:

2005: Posted a 5-1 record with a 2.74 ERA, 5th best in the Appalachian League... Led Pulaski with 65.2 IP and 67 strike-outs... Named as the top pitcher in the Blue Jays minor league system for the month of July (3-1, 1.89 ERA, 39 K).

2006: Was a two-time selection as a Blue Jays Minor League Star of the Month, both with Dunedin (A) in April (2-2, 4.28 ERA) and June (3-0, 1.06 ERA).

2007: Made his **Major League debut** on May 15, holding the Orioles to one run and four hits over 8.2 innings of work... The outing was the longest of any Blue Jay making their ML debut in franchise history, surpassing the former record of eight innings held by Jerry Garvin (April 10, 1977) and Mauro Gozzo (August 8, 1989)... Became the first Blue Jay to win their ML debut since Gustavo Chacin (2004 at NYY)... Had contract selected on May 15, before being optioned to Syracuse May 31... Was re-called for the remainder of the season on July 3... After his recall went 6-7 with a 3.29 ERA, with 11 quality starts in 16 opportunities... His 3.81 ERA ranks as the 4th lowest ERA in Blue Jays history for a rookie starter... Began the season in New Hampshire before being promoted to Toronto... Made two starts for Syracuse after being optioned by the Blue Jays... Was named Eastern League Pitcher of the Week ending April 29... Tossed seven no-hit innings May 10 for NH, left due to pitch count.

2008: Was one of three Blue Jays to post double-digit wins with 13... Posted an 8-7 record with a 4.46 ERA in 20 games (19 starts) prior to being optioned to Syracuse on July 24... Was re-called on Aug. 12, and in nine starts after, went 5-2 with a 1.92 ERA... Opponents hit just .201 in those nine contests... Set a Blue Jays record with 38.0 consecutive innings without allowing a walk (Apr. 27-May 24)... Walked Mark Teahan of the Royals with two out in the 9th to end the streak... Was one of 10 AL pitchers to allow less than two walks per nine innings, finishing at 1.99... Tossed 18.0 scoreless innings from May 24-June 4 representing a career high... Recorded two shutouts, May 24 vs. KC & Sept. 4 vs. MIN... It also marked the first two complete games of his career... Fanned eight batters vs. NYY Sept. 23, surpassing his previous high of six... Prior to being optioned to Syracuse had allowed LH hitters to bat .303 over his career.

2009: Made only two starts before being placed on the disabled list Apr. 14 with a right forearm strain… Attempted to rehab the arm, however, his season was ended when he underwent Tommy John surgery on June 12… In his two starts, pitched a total of nine innings, walking only one… Took the loss Apr. 8 vs. DET and received a no-decision Apr. 13 at MIN.

CONSECUTIVE WINS IN CONSECUTIVE GAME STARTS

(minimum 6 wins)

Roy Halladay	11	May 1-June 22, 2003
Roger Clemens	8	April 30-June 6, 1997
Doyle Alexander	7	Aug. 27-Oct. 1, 1983
Dave Stewart	6	4GS in regular season plus 2GS in ALCS, 1993
Pat Hentgen	6	July 6-Aug. 6, 1996
David Wells	6	April 19-May 14, 2000
A.J. Burnett	6	July 3-Aug. 19, 2008

BLUE JAYS' CONSECUTIVE WINNING STREAKS BY PITCHERS

(minimum 9 wins)

WINS	PITCHER	DATES
15	Roger Clemens	June 3- September 21, 1998
15	Roy Halladay	May 1- July 27, 2003
11	Dennis Lamp	April 26- September 23, 1985
11	Roger Clemens	April 2- June 6, 1997
10	Juan Guzman	June 22- October 1, 1991
9	Dave Stieb	May 1- June 20, 1988
9	Frank Castillo	June 12- September 27, 2000

MASTROIANNI, Darin

OUTFIELDER

Birthdate . . . . . August 26, 1985
Opening Day Age 25
Birthplace. . . . . .Mount Kisco, NY
Residence . . . . . Huntersville, NC
Bats/Throws . . . . . R/R
Height/Weight 5-11/190
Contract Status . . . . . signed thru 2010
M.L. Service 0.000

PERSONAL: Darin Paul Mastroianni… Single... In his last season at Southern Indiana University hit .409 (97-237) with 13 doubles, seven triples and two home runs in 66 games… Also stole 64 bases in 67 attempts… In 2007 was named first team All-American, North Central Region Player of the Year, first team All-North Central Region, North Central Regional Most Outstanding Player, North Central Regional All-Tournament, GLCV Player of the Year and first team All-GLVC… Spent one year at Winthrop University appearing in only five games in 2005.

LAST SEASON: Spent the entire season in New Hampshire (AA) and was 1st in the Eastern League in stolen bases (46), T-1st in hits (158), 2nd in runs scored (104), OBP (.390), and walks (77)… Was selected to the Eastern League Mid-Season and Post-Season All-Star teams… **LEADING THE ORGANIZATION:** His 104 runs scored, 158 hits & 46 stolen bases led all Blue Jays minor league players in 2010… Set career highs in games played (132), at-bats (525), runs (101), doubles (25), triples (7), home runs (4) and walks (77)... Batted .357 in day games and .317 when leading off an inning... Batted over .300 in each of May, June and July, combining to post a .322 average… Batted .319 vs, left-handed pitchers and .295 vs. right-handed pitchers... Was added to the 40-man roster Nov. 19.

DARIN MASTROIANNI

Numbers in bold – career high

Year	Club & League	AVG	G	AB	R	H	2B	3B	HR	RBI	SH-SF	HP	BB-IBB	SO	SB-CS	SLG	OBP	OPS
2007	Auburn (NYP)	.287	68	230	50	66	11	4	3	26	0-3	5	36-1	42	20-10	.409	.391	.800
2008	Lansing (Mid)	.228	95	325	51	74	10	4	3	25	8-1	4	31-0	77	30-1	.311	.302	.613
2009	Dunedin (FSL)	.325	61	231	55	75	11	2	0	26	2-0	4	37-0	38	32-7	.390	.426	.816
	New Hampshire (East)	.271	70	247	39	67	10	2	1	25	4-1	1	39-0	45	38-8	.340	.372	.712
2010	New Hampshire (East)	.301	132	525	101	158	25	7	4	46	7-5	3	77-0	96	46-10	.398	.390	.788
Minor Totals		.282	426	1558	296	440	67	19	11	148	21-10	17	220-1	298	166-36	.371	.375	.746

MASTROIANNI — TRANSACTIONS

- Selected by the Toronto Blue Jays in the 16th round of the 2007 First Year Player Draft

PROFESSIONAL CAREER:

2007: Made his professional debut with Auburn (A) of the New York-Penn league and hit .287 (66-for-230) with 20 stolen bases in 68 games… Was named an Organizational Star of the Month for August (.286, HR, 5RBI).

2008: Spent the entire season with Lansing (A) and hit .228 with three home runs, 25 RBI and 30 stolen bases… Made a full-time switch from second base to the outfield defensively.

2009: Began the season with Dunedin (A) where he played 61 games and hit .325 in 61 games and was named an Organizational Star of the Month for April where he hit .333 (24-for-72) with 18 runs scored and 16 stolen bases in 19 games… Was named Florida State League Player of the Week from June 8-14 (.452, 11 runs, 5 RBI) and was named to the FSL Mid-Season All-Star Game… Was promoted to New Hampshire (AA) mid-season, went on to hit .271 in 70 games stealing 38 bases and was named Star of the Month in August hitting .314 with 16 runs scored and 22 stolen bases… Stole 70 bases over the 2009 season.

10 CONSECUTIVE HITS

The Toronto Blue Jays tied an American League record September 4, 1992 at SkyDome by collecting 10 consecutive hits in an eight-run second inning against the Minnesota Twins.

The Blue Jays tied the mark set by the Boston Red Sox on June 2, 1901 and equalled by the Detroit Tigers on September 20, 1983.

The major league record of 12 straight hits was set by the St. Louis Cardinals in 1920 and equalled by the Brooklyn Dodgers in 1930.

With one out in the second, Toronto's Kelly Gruber reached on an infield single against Twins' starter Kevin Tapani. Singles by Pat Borders and Manuel Lee scored Gruber to cut Minnesota's lead to 3-1.

Devon White doubled in a run and Roberto Alomar followed with a two-run single to give the Blue Jays a 4-3 lead. Joe Carter tripled home Alomar and scored on Dave Winfield's single off reliever Tom Edens. Winfield was thrown out at second for the inning's second out, but John Olerud singled and scored on Candy Maldonado's triple to open a 7-3 cushion. Gruber's bloop double to right-center scored Maldonado and ended the string of 10 straight hits.

Borders flied to center to end the inning.

Toronto's previous club record was nine consecutive hits, set against California on July 3, 1992.

McCOY, Michael

INFIELDER

18

Birthdate . . . . . April 2, 1981
Opening Day Age 29
Birthplace. . . . . .San Diego, CA
Residence. . . . . El Cajon, CA
Bats/Throws . . . . . R/R
Height/Weight 5-9/181
Contract Status . . . . . signed thru 2011
M.L. Service 0.145

PERSONAL: Michael "Mike" Howard McCoy... Married with two children... Attended Grossmont High School in El Cajon, California before playing for the University of San Diego... As a junior led the Toreros in doubles (16) and stolen bases (26), helping USD capture the 2002 West Coast Conference title.

LAST SEASON: Made his first opening day lineup, staying with the club until June 16... Was recalled by the Blue Jays on July 22 and again on Aug. 28... Played 46 games in total with the Blue Jays, making 20 starts (seven at 2B, five at SS, six in LF, two in RF)... Was one of two Blue Jays to make a start at four different positions on the field this season (McDonald)… **1st ML HIT:** Recorded 1st ML hit Apr. 8. at TEX off C.J. Wilson to leadoff the game… **IN THE MINORS:** Played 53 games with the Las Vegas 51s (AAA) hitting .310 (66-213) with 14 doubles, six home runs, 26 runs batted in and 17 stolen bases… Had a season high 10 game hitting streak from July 10-31 hitting .350 (14-40) with four doubles and two runs batted in.

MICHAEL McCOY

Numbers in bold – career high

Year	Club and League	AVG	G	AB	R	H	2B	3B	HR	RBI	SH-SF	HP	BB-IBB	SO	SB-CS	SLG	OBP	OPS
2002	Johnson Cty (Appy)	.312	50	154	46	48	9	1	4	22	2-1	3	42-0	23	18-7	.461	.465	.926
2003	Peoria (Mid)	.252	131	464	67	117	16	5	5	46	10-3	16	51-0	77	24-10	.341	.345	.686
2004	Peoria (Mid)	.216	55	194	26	42	8	3	2	17	8-2	3	24-1	35	9-3	.320	.309	.629
	Palm Beach (FSL)	.301	61	176	34	53	12	1	2	23	2-1	5	31-2	32	7-4	.415	.418	.833
	Tennessee (Sou)	.000	3	6	0	0	0	0	0	0	0-0	0	0-0	3	0-0	.000	.000	.000
2005	Palm Beach (FSL)	.270	86	282	47	76	13	2	1	27	8-3	3	36-1	56	18-3	.340	.355	.695
	Springfield (TEX)	.143	5	14	1	2	0	0	0	1	0-1	1	0-0	5	0-0	.143	.188	.331
2006	Springfield (TEX)	.249	129	474	64	118	14	2	3	37	16-0	7	62-0	98	30-9	.306	.344	.650
2007	Springfield (TEX)	.221	24	68	5	15	3	1	0	10	2-1	0	14-1	14	1-3	.294	.349	.643
	Memphis (PCL)	.247	90	239	31	59	8	0	3	16	11-0	1	45-0	43	12-4	.318	.368	.686
2008	Norfolk (Int)	.276	53	152	25	42	6	1	2	16	4-1	0	19-0	27	6-3	.368	.355	.723
	Frederick (Caro)	.600	1	5	1	3	0	0	0	1	0-0	0	0-0	1	0-1	.600	.600	1.200
	Colo Sprngs (PCL)	.343	39	140	32	48	7	2	4	27	1-6	0	15-0	20	7-1	.507	.391	.898
2009	Colo Sprngs (PCL)	.307	132	462	102	142	27	5	2	52	16-11	3	80-1	70	40-6	.400	.405	.805
	COLORADO (NL)	.000	12	5	1	0	0	0	0	0	1-0	0	0-0	2	2-0	.000	.000	.000
2010	Las Vegas (PCL)	.310	53	213	48	66	14	1	6	26	6-2	1	37-0	31	17-2	.469	.411	.881
	TORONTO (AL)	.195	**46**	82	**9**	**16**	**4**	0	0	**3**	0-0	0	**8**-0	**20**	**5**-1	.244	.267	.511
Minor Totals		.273	912	3043	529	831	137	24	34	321	86-32	43	456-6	535	189-56	.367	.372	.740
MAJOR TOTALS		.184	58	87	10	16	4	0	0	3	1-0	0	8-0	22	7-1	.230	.253	.483

McCOY — TRANSACTIONS

- Selected by the St. Louis Cardinals in the 34th round of the June 2002 First Year Player Draft
- Traded to the Baltimore Orioles in exchange for cash considerations on March 22, 2008
- Traded to the Colorado Rockies in exchange for IF Juan Castro on July 19, 2008
- Claimed on waivers by the Toronto Blue Jays on November 9, 2009

GAME HIGHS — McCOY, Michael

ML Debut	Sept. 9, 2009 vs. CIN	**RBI**	1 - 3 times, last Sept. 30, 2010 at MIN
Runs	2 - Apr. 19, 2010 vs. KC	**Stolen Bases**	2 - Apr. 19, 2010 vs. KC
Hits	3 - Apr. 19, 2010 vs. KC	**Last ML Home Run**	None
Doubles	2 - Apr. 15, 2010 vs. CWS	**Longest Hitting Streak**	3G - Apr. 15-19, 2010
Home Runs	None	**Longest Hitless Streak**	18AB - Apr. 20-Jun. 8, 2010

FIELDING

McCOY, Michael — 2B

Year	PCT	G	PO	A	E	TC	DP
2009	--	2	0	0	0	0	0
2010	1.000	14	10	31	0	41	7
Total	1.000	16	10	31	0	41	7

McCoy, Michael — 3B

Year	PCT	G	PO	A	E	TC	DP
2010	1.000	4	0	2	0	2	0

McCoy, Michael — SS

Year	PCT	G	PO	A	E	TC	DP
2010	.952	7	10	10	1	21	1

McCoy, Michael — OF

Year	PCT	G	PO	A	E	TC	DP
2009	1.000	1	1	0	0	1	0
2010	.962	15	25	0	1	26	0
Total	.963	16	26	0	1	27	0

MICHEAL McCOY — MILESTONES

Category		Date	Opponent	Pitcher	Notes
Hit	1	April 8, 2010	at Texas	Wilson	Single
RBI	1	April 8, 2010	at Texas	Feliz	1R single
Stolen Base	1	Sept. 24, 2009	San Diego	Richard C-Hundley	3rd base

PROFESSIONAL CAREER:

2002: In his first professional season he hit .312 (48-for-154) with Johnson City in the Appalachian League… Was named to the Appalachian League All-Star team as a middle infielder… Ranked 4th in the league with 42 walks and a .465 on-base percentage… Had far more walks (42) than strikeouts (23).

2003: Spent the entire season with Peoria (A) as one of the club's primary middle infielders… Hit .252 (117- for-464) in 131 games… Drove in a career best 46 runs, and had a career best 26 extra-base hits.

2004: Split the season between three stops in the Cardinals system… Began the season with Peoria for the 2nd straight year before being transfered to Palm Beach… Hit .216 (42-for-194) with Peoria before the transfer… Played 61 games with Palm Beach, hitting .301 (53-for-176) playing primarily 2nd base… Played in 3 games with Tennessee (AA) , going 0-for-6 in his first stint at the Double-A level…on the season combined to bat .253 (95-for-376) in 119 games.

2005: Spent the majority of the season at Palm Beach (A) before being transfered to Springfield at the end of the season… Hit .270 (76-for-282) in 86 games with Palm Beach, playing primarily 2nd base and 3rd base.

2006: Spent the entire season at Springfield (A) as one of the club's primary middle infielders… Hit .249 (118-for-474) in 129 games… Had a career best 30 stolen bases, which were the 2nd most in the Cardinals minor league system, and 3rd most in the Texas League… Of his 118 hits, 19 went for extra bases.

2007: Split the season between Springfield (AA) and Memphis (AAA) in the St. Louis system… Combined to hit .241 (74-for-307) between the two stops as an outfielder/infielder… Had more walks (59) than strikeouts (57) on the season.

2008: Began the season with Norfolk (AAA) in the Baltimore organization, his first professional season out of the St. Louis organization… Spent the majority of the season with Norfolk, although he played one game for Frederick (A) in July, before being released and signed by Colorado… Hit .276 (42-for-152) in 53 games with Norfolk playing primarily 2nd base and shortstop… After signing with Colorado Springs, he became the club's primary 2nd baseman for the remainder of the season… Hit .343 (48-for-140) in 39 games with the Sky Sox… Collected 14 multi-hit games in his 39 games played for the Sky Sox.

2009: Appeared in 12 games for the Rockies after his first promotion to the Major Leagues on Sept. 8... On Sept. 9 was inserted as a defensive replacement in the top of the 9th inning vs. CIN, making his **Major League debut**... Fanned vs. Kip Wells on Sept. 10 in his first major league at-bat... Overall collected five at-bats in his 12 games without recording a hit... Batted .307 for the Sky Sox, leading the club with a .405 on base percentage, 2nd in stolen bases with 40 and T-2nd with 27 doubles... Posted career highs in doubles (27), RBI (52), walks (80), and stolen bases (40)... Appeared at every position on the diamond except first base and catcher (60-SS, 38-3B, 24-CF, 10-RF, 7-LF, 6-2B, 1-P)...May 14 vs. Iowa was called upon to pitch an inning... Retired all three batters he faced... It marked the 3rd time in his career he has pitched.

BLUE JAYS COMEBACKS

Trailing by three or more runs after eight innings and winning the game

Date	Inning	Opponent	Previous Score	Final Score
August 12, 2010	Bottom 9th	vs. BOS	L 2-5	W 6-5
June 5, 2007	Bottom 9th	vs. TB	L 6-11	W 12-11
April 27, 2003	Bottom 9th	vs. KC	L 4-9	W 10-9
June 29, 2002	Bottom 10th	vs. MTL	L 1-4	W 5-4
April 14, 2001	Bottom 9th	vs. KC	L 1-4	W 5-4
August 1, 1995	Top 9th	at BAL	L 6-10	W 12-10
May 7, 1992	Top 9th	at SEA	L 3-7	W 8-7
June 4, 1989	Top 12th	at BOS	L 6-10	W 13-11
April 20, 1987	Top 10th	at CLE	L 2-6	W 8-7
July 18, 1978	Top 10th	at SEA	L 6-9	W 13-12

LARGEST LEAD CHANGES

(6 runs or more)

Deficits Overcome In A Victory:

10 runs - June 4, 1989 at BOS (W 13-11, 11 inn.)
7 runs - April 27, 2003 vs KC (W 10-9)
7 runs - June 5, 2007 vs. TB (W 12-11)
6 runs - May 14, 2010 vs. TEX (W 16-10)
6 runs - Sept. 17, 2008 vs BAL (W 8-7)
6 runs - June 1, 2003 vs BOS (W 11-8)
6 runs - Sept. 23, 2000 vs TB (W 7-6)
6 runs - Aug. 23, 2000 vs KC (W 9-8)
6 runs - May 7, 1992 at SEA (W 8-7)
6 runs - April 23, 1990 vs CLE (W 12-9)
6 runs - May 16, 1989 vs CLE (W 7-6)
6 runs - Sept. 4, 1988 vs TEX (W 9-7)
6 runs - July 2, 1983 vs SEA (W 7-6)
6 runs - Aug. 19, 1983 vs BOS (W 8-7)
6 runs - June 3, 1980 vs CAL (W 7-6, 11 inn.)
6 runs - Aug. 1, 1980 vs CAL (W 9-8)

Leads Surrendered In A Loss:

8 runs - June 4, 1995 at CLE (L 9-8)
8 runs - Sept. 7, 1979 at CILE (L 9-8)
8 runs - Aug. 21, 2006 vs OAK (L 12-10)
8 runs - July 25, 2009 vs TB (L 10-9 in 12 inn.)
7 runs - Aug. 2, 2002 vs BAL (L 9-8)
7 runs - July 2, 1995 vs BAL (L 9-7)
7 runs - April 15, 1994 at CAL (L 14-13)
6 runs - May 7, 2000 vs CLE (L 10-8)
6 runs - Aug. 27, 1993 at SEA (L 7-6)
6 runs - July 22, 1988 vs SEA (L 10-9, 11 inn.)
6 runs - May 17, 1985 at MIN (L 7-6, 11 inn.)
6 runs - July 28, 1982 at BOS (L 9-7)
6 runs - Sept. 24, 1980 at DET (L 9-8, 10 inn.)
6 runs - Aug. 15, 2004 vs BAL (L 11-7)
6 runs - Aug. 1, 2008 at TEX (L 9-8)

McDADE, Michael

INFIELDER

66

NON-ROSTER

Birthdate . . . . . May 8, 1989
Opening Day Age 21
Birthplace. . . . . .Las Vegas, NV
Residence . . . . . .Las Vegas, NV
Bats/Throws . . . . . S/R
Height/Weight 6-1/260
Contract Status . . . . . signed thru 2011
M.L. Service 0.000

PERSONAL: Michael McDade... Single... Silverado High School in Las Vegas… Was drafted as a catcher, moving to first base after being drafted.

LAST SEASON: In his 4th professional season, spent all of 2010 with Dunedin of the Florida State League (A)… **AWARD WINNER:** Was selected as Dunedin's R. Howard Webster Award winner, as the team's MVP... His 21 home runs led the Florida State League… Led Dunedin in home runs and RBI with 64… Was 2nd in at bats with 480, hits with 128, runs with 60, doubles with 22, slugging with .448 and average with .267… **HANDLES THE RIGHTIES:** Had a better average vs. right-handed pitchers posting a .272 mark, with 19 of his 21 home runs… Batted .250 vs. left-handed pitching… **OFF TO ARIZONA:** Participated in the Arizona Fall league, where he tied for the lead in doubles with 11 was 2nd in hits with 33… Finished 3rd in the AFL with a .375 average.

MICHAEL McDADE

Numbers in bold – career high

Year	Club & League	AVG	G	AB	R	H	2B	3B	HR	RBI	SH-SF	HP	BB-IBB	SO	SB-CS	SLG	OBP	OPS
2007	BlueJays (GCL)	.221	39	136	11	30	6	0	1	17	0-1	1	13-1	29	0-0	.287	.291	.578
2008	Lansing (Mid)	.194	60	216	15	42	13	0	2	19	1-1	1	11-0	63	0-0	.282	.236	.518
	Auburn (NYP)	.257	52	191	18	49	8	1	3	27	0-2	1	22-1	53	1-0	.356	.333	.689
2009	Lansing (Mid)	.277	108	408	50	113	27	1	16	57	0-2	5	32-1	109	0-0	.466	.336	.802
2010	Dunedin (FSL)	.267	128	480	60	128	22	1	21	64	0-2	8	27-3	141	2-0	.448	.315	.763
Minor Totals		.253	387	1431	154	362	76	3	43	184	1-8	16	105-6	395	3-0	.400	.310	.710

McDADE — TRANSACTIONS

- Selected by the Toronto Blue Jays in the 6th round of the 2007 First Year Player Draft

PROFESSIONAL CAREER:

2007: Made his debut with the Gulf Coast Blue Jays, appearing in 39 games… Played exclusively at first base after being drafted as a catcher.

2008: Spent the season with Auburn of the Short-season New York-Penn league (A), before moving to Lansing of the Midwest league to finish the season… Earned a selection as a NY Penn league Mid-Season All-Star.

2009: Had a breakout season with Lansing (A), registering 44 extra base hits to go with a .277 average… Was named Organizational Player of the Month for August, after posting a .382 average with six home runs and 20 RBI in 26 games.

20 OR MORE HITS

HITS	DATE	OPPONENT	BLUE JAYS-OPP. SCORE
25	Aug. 9, 1999	at Texas	19-4
24	June 26, 1978	vs Baltimore	24-10
22	June 24, 2008	vs Cincinnati	14-1
22	Aug. 17, 2008	at Boston	15-14
22	Sept. 29, 1985	at Milwaukee	13-5
22	Sept. 22, 1999	at Boston	14-9
22	May 16, 2003	at Kansas City	18-1
21	June 26, 1983	at Seattle	19-7
21	Sept. 14, 1987	vs Baltimore	18-3
21	June 8, 1992	at New York	16-3
21	Sept. 4, 1992	vs Minnesota	16-5
21	July 19, 1993	at Chicago	15-7
21	Aug. 24, 1997	at Kansas City (13 Inn)	11-8
21	Aug. 19, 1998	at Seattle	16-2
21	Apr. 24, 2009	at Chicago	14-0
20	July 9, 1985	at Seattle (13 Inn)	9-4
20	May 14, 1987	at Minnesota	16-4
20	April 11, 1988	vs New York	17-9
20	June 22, 1992	at Texas	16-7
20	Aug. 13, 2000	at Minnesota	13-3
20	Aug. 6, 2002	vs Seattle	14-12
20	June 23, 2003	vs Baltimore	13-4
20	July 1, 2004	at Tampa Bay	14-0
20	Aug. 8, 2005	vs. Detroit (12 Inn)	8-9
20	Aug. 7, 2010	vs. Tampa Bay	17-11
20	Aug. 20, 2010	at Boston	16-2



McDONALD, John

INFIELDER

6

Birthdate . . . . . September 24, 1974
Opening Day Age 36
Birthplace. . . . . East Lyme, CT
Residence . . . . . Scituate, MA
Bats/Throws . . . . . R/R
Height/Weight 5-9/181
Contract Status . . . . . signed thru 2011
M.L. Service 9.118

PERSONAL: John Joseph McDonald... Married with two children... Attended East Lyme High School where he played basketball and baseball... Was All-State in baseball during his senior year of high school in 1992... Played two years of baseball and basketball at the University of Connecticut at Avery Point ('93 & '94) and was named New England Junior College Player of the Year in 1994 and was 2nd team J.C. All-American in baseball... Played two years at Providence College in 1995 & '96 & was named 2nd team All-Big East during both seasons... Enjoys golfing and watching football.

LAST SEASON: Played in 63 games this season with 40 starts (15 at 2B, 12 at SS, 11 at 3B, 2 at LF)… **STRONG SEASON:** Despite playing in his fewest games in a season since 2001 with CLE, set career highs with six home runs and a .454 slugging percentage… Was the second consecutive season he set a new career high in home runs... 17 of his 38 hits went for extra bases (nine doubles, two triples, six home runs)… Batted .310 with runners in scoring position (9-29), with two doubles, one triple and one home run... From July 21-Aug. 21 hit safely in seven consecutive games... **FATHER'S DAY:** In his first at-bat on June 20 vs. SF after being activated from the bereavment list (June 16) following the passing of his father hit a home run on Father's Day… **SOLID MONTH:** Hit .382 (13-34) in August with two doubles, one triple, three home runs and six runs batted in… **GLOVE WORK:** In 23 games this season at 2B committed only one error for a .988 fielding percentage and in 19 games at shortstop committed one error for a .985 fielding percentage.

JOHN McDONALD

Numbers in bold – career high

Year	Club and League	AVG	G	AB	R	H	2B	3B	HR	RBI	SH-SF	HP	BB-IBB	SO	SB-CS	SLG	OBP	OPS
1996	Watertown (NYP)	.270	75	278	48	75	11	0	2	26	11-1	5	32-0	49	11-1	.331	.354	.685
1997	Kinston (Caro)	.259	130	541	77	140	27	3	5	53	7-2	2	51-0	75	6-5	.348	.324	.672
1998	Akron (East)	.230	132	514	68	118	18	2	2	43	11-6	6	43-0	61	17-6	.284	.293	.577
1999	Akron (East)	.296	55	226	31	67	12	0	1	26	2-4	2	19-0	26	7-3	.363	.351	.714
	Buffalo (Int)	.316	66	237	30	75	12	1	0	25	5-2	2	11-0	23	6-3	.376	.349	.725
	CLEVELAND (AL)	.333	18	21	2	7	0	0	0	0	0-0	0	0-0	3	0-1	.333	.333	.666
2000	Buffalo (Int)	.269	75	286	37	77	17	2	1	36	7-6	1	21-1	29	4-3	.353	.315	.668
	Mahoning Vy (NYP)	.118	5	17	0	2	1	0	0	1	0-0	0	2-0	3	0-0	.176	.211	.387
	Kinston (Caro)	.333	1	3	0	1	0	0	0	0	0-0	0	0-0	0	0-0	.333	.333	.666
	CLEVELAND (AL)	.444	9	9	0	4	0	0	0	0	0-0	0	0-0	1	0-0	.444	.444	.888
2001	Buffalo (Int)	.244	116	410	52	100	17	1	2	33	9-6	6	33-0	72	17-10	.305	.305	.610
	CLEVELAND (AL)	.091	17	22	1	2	1	0	0	0	1-0	1	1-0	7	0-0	.136	.167	.303
2002	CLEVELAND (AL)	.250	93	264	**35**	66	11	**3**	1	12	7-2	5	10-0	**50**	3-0	.326	.288	.614
2003	Mahoning Vy (NYP)	.000	1	2	1	0	0	0	0	0	0-0	0	1-0	0	0-0	.000	.333	.333
	Lake County (SAL)	.000	1	3	0	0	0	0	0	0	0-0	0	0-0	0	0-0	.000	.000	.000
	CLEVELAND (AL)	.215	82	214	21	46	9	1	1	14	4-2	2	11-0	31	3-3	.280	.258	.538
2004	CLEVELAND (AL)	.204	66	93	17	19	5	1	2	7	3-0	0	4-0	11	0-0	.344	.237	.581
2005	TORONTO (AL)	.290	37	93	8	27	3	0	0	12	0-0	0	6-0	12	5-0	.323	.340	.663
	DETROIT (AL)	.260	31	73	10	19	3	1	0	4	0-0	0	5-0	12	1-1	.329	.308	.637
2006	TORONTO (AL)	.223	104	260	**35**	58	7	**3**	3	23	6-2	2	**16**-0	41	**7**-2	.308	.271	.579
2007	TORONTO (AL)	.251	**123**	327	32	**82**	**20**	2	1	**31**	12-1	2	11-0	48	**7**-2	.333	.279	.612
2008	Dunedin (FSL)	.364	3	11	2	4	0	0	0	1	0-0	0	1-0	1	0-0	.364	.417	.781
	TORONTO (AL)	.210	84	186	21	39	8	0	1	18	7-2	2	10-0	25	3-1	.269	.255	.524
2009	TORONTO (AL)	.258	73	151	18	39	7	0	4	13	1-1	2	1-0	18	0-2	.384	.271	.655
2010	TORONTO (AL)	.250	63	152	27	38	9	2	**6**	23	2-3	0	6-0	26	2-1	.454	.273	.727
Minor Totals		.261	660	2528	346	659	115	9	13	244	52-27	24	214-1	339	68-31	.329	.321	.650
TORONTO TOTALS		.242	484	1169	141	283	54	7	15	120	31-11	10	50-0	170	24-8	.339	.277	.615
MAJOR TOTALS		.239	800	1865	227	446	83	13	19	157	46-15	18	81-0	285	31-13	.328	.275	.604

HOME RUN BREAKDOWN

			ONE GAME									
Total	H	A	2	3	4	GS	LO	XN	IP	PH	RHP	LHP
19	8	11	0	0	0	1	0	0	0	0	12	7

McDONALD — TRANSACTIONS

- Selected by the Cleveland Indians in the 12th round of the June 1996 First Year Player Draft
- On disabled list (torn muscle in left quadricep) April 27-May 9, 2000
- On disabled list (torn muscle in left quadricep) May 10-June 22, 2000
- On disabled list (left wrist) May 10-17, 2001
- On disabled list (lower back strain) June 28-July 17, 2003; included rehabilitation assignment at Mahoning Valley (A) from July 14-15 and at Lake County (AA) on July 16
- On disabled list (lower back strain) August 27-remainder of season, 2003
- Traded to the Toronto Blue Jays in exchange for a player to be named later on December 2, 2004. Cleveland acquired RHP Thomas Mastny to complete the deal on December 13, 2004
- Traded to the Detroit Tigers in exchange for a player to be named later (cash considerations on November 3, 2005) on July 22, 2005
- Traded to the Toronto Blue Jays in exchange for cash considerations on November 10, 2005

- On disabled list (left groin) May 28-June 11, 2006
- On disabled list (right ankle) May 7-June 7, 2008; included rehabilitation assignment at Dunedin (A) June 4-6
- Placed on the bereavement list from June 10-16, 2010

GAME HIGHS — McDONALD, John

ML Debut	Jul. 4, 1999 vs. KC	**RBI**	5 - July 25, 2006 at SEA
Runs	3 - Aug. 31, 2010 at TB	**Stolen Bases**	2 - Apr. 22, 2006 vs. BOS
Hits	4 - Jun. 14, 2004 vs. BAL	**Last ML Home Run**	Sept. 4, 2010 at NYY
Doubles	2 - 4 times, last Aug. 17, 2008 at BOS	**Longest Hitting Streak**	10G - Apr. 12-29, 2007
Home Runs	1 - 19 times, last Sept. 4, 2010 at NYY	**Longest Hitless Streak**	22AB - July 8-24, 2007

FIELDING

McDONALD, John — 2B

Year	PCT	G	PO	A	E	TC	DP
1999	1.000	7	7	11	0	18	4
2000	1.000	2	2	2	0	4	0
2001	1.000	3	2	2	0	4	1
2002	.986	64	95	184	4	283	42
2003	.979	37	48	95	3	146	27
2004	1.000	12	10	23	0	33	5
2005	1.000	13	14	16	0	30	6
2006	1.000	10	11	15	0	26	3
2008	—	1	0	0	0	0	0
2009	1.000	8	8	30	0	38	7
2010	.988	23	32	50	1	83	20
Total	.988	180	229	428	8	665	115

McDONALD, John — 3B

Year	PCT	G	PO	A	E	TC	DP
2001	1.000	3	0	2	0	2	0
2002	.882	10	4	11	2	17	2
2003	.900	23	10	17	3	30	2
2004	1.000	9	1	12	0	13	0
2005	1.000	1	2	0	0	2	0
2006	—	2	0	0	0	0	0
2007	.975	15	6	23	2	31	3
2008	1.000	4	0	5	0	5	0
2009	.909	10	3	17	2	22	2
2010	.925	19	11	26	3	40	3
Total	.936	96	41	119	11	171	12

McDONALD, John — OF

Year	PCT	G	PO	A	E	TC	DP
2009	1.000	4	3	0	0	3	0
2010	1.000	2	2	0	0	2	0
Total	1.000	6	5	0	0	5	0

McDONALD, John — SS

Year	PCT	G	PO	A	E	TC	DP
1999	.917	6	1	10	1	12	1
2000	1.000	7	2	6	0	8	1
2001	.955	9	8	13	1	22	2
2002	.973	21	31	42	2	75	10
2003	.959	27	39	54	4	97	17
2004	.947	30	25	65	5	95	16
2005	.966	54	67	157	8	232	35
2006	.960	90	105	231	14	350	57
2007	.982	102	148	294	8	256	30
2008	.960	67	80	134	9	223	33
2009	.990	31	38	66	1	105	22
2010	.985	19	24	42	1	67	13
Total	.969	463	568	1114	54	1736	273

JOHN McDONALD — MILESTONES

Category		Date	Opponent	Pitcher	Notes
Game	500	June 10, 2007	at Los Angeles (NL)	—	As SS
Hit	1	July 4, 1999	Kansas City	Service	Single
Home Run	1	Sept. 5, 2002	at Chicago (AL)	Parque	Solo
Grand Slam (1)	1	July 25, 2006	at Seattle	Fruto	9th inning
RBI	1	June 5, 2002	at Minnesota	Milton	RBI Triple
Stolen Base	1	April 28, 2002	at Texas	Valdes C-Haselman	2nd base

PROFESSIONAL CAREER:

1996: Tribe's 12th round selection out of Providence spent the '96 campaign at Watertown... Only member of the club to appear in all 75 games... Led the Indians in hits, runs scored, and sacrifices... His 11 doubles placed second on the club.

1997: Second year pro enjoyed a solid season at Kinston (A) where he represented the Indians on the Carolina League Post-Season All-Star team.

1998: Earned himself a spot in the Double A All-Star Game on July 8 in New Haven, CT... Was 2nd on the Akron club in games played (132) and at bats (514)... Led Eastern League shortstops in total chances (672) and putouts (242) and was second with a .966 fielding percentage (672TC, 23E, 91DP)... Was added to the 40-man roster on November 19 when his contract was purchased from AA Akron... Hit .286 (42-147) with 4 2B, 1 HR & 12 RBI in 36 games (4SB) in the Arizona Fall League after Akron's season with the Phoenix Desert Dogs.

1999: Started the year at Akron and hit .296 (67-226) in 55 games with the Aeros before being promoted to Buffalo on June 7... Appeared in 24 games with the Bisons before being recalled to Cleveland on July 4 after Travis Fryman tore a ligament in his right knee... Made his **Major League debut** that day (July 4 vs. KC) and notched his first big league hit, a single off Kansas City's Scott Service... Appeared in 10 games in July for the Indians before being optioned back to Buffalo on July 23 when Russell Branyan was recalled... Was recalled for the second time after the conclusion of Buffalo's season on September 10... Played winter ball in Puerto Rico for San Juan after the season... Was shutdown for two weeks in late November with a jammed right shoulder.

2000: Was on the disabled list at Buffalo for eight weeks over two different stints from April 27 to June 27 with a torn muscle in his left quadriceps... Appeared in five games for A Mahoning Valley of the New York-Penn League on a rehab assignment, June 20-27... Spent two separate stints with Cleveland from Aug. 24-31 (Chan Perry optioned) and from September 4 thru the remainder of the regular season after the roster expanded to 40... Was optioned to A Kinston on August 31 in order to make Russ Branyan playoff-eligible and appeared in one game for Kinston on September 3 before being recalled to Cleveland the next day when the Carolina League season ended.

2001: Was on Cleveland's opening day roster, appearing in two games at third base before being optioned to AAA Buffalo on April 8... Was bothered by a sore left wrist for much of the season at Buffalo, but rallied to hit .309 (34-110) over the last 31 games of the season with a HR & nine RBI from July 30 through the end of the season before his second recall on September 1... Was recalled for a second time on September 1 when rosters were expanded to 40.

2002: Enjoyed his first full season in the big leagues as the Indians utility infielder and spent much of the season's last two months as the Tribe's regular second baseman... Began the season on the active roster despite undergoing an emergency appendectomy in Winter Haven, FL on February 27... Hit his first Major League homer on September 5 at Chicago-AL off Jim Parque.

2003: Spring training knee injury marred his entire season and forced him onto the disabled list on two separate occasions and ended his season in August... Left knee problems started in spring training, forcing him to miss five games from March 10-14 and persisted the entire season... Played through the injury for most of the first three months of the season before going on the 15-day disabled list with a lower back strain... Was activated from the DL on July 17 after a short rehab to Mahoning Valley & Lake County to open the 2nd half on the active roster... Continued to play through knee and back pain before playing his last game on August 26 and went on the DL the following day for the remainder of the season... Hit his 2nd career HR and only HR of 2003 on May 7 at ANA off John Lackey... Underwent surgery on his left knee on Sept. 5 in Vail, CO by Dr. Richard Steadman... Steadman performed a "micro-fracture" procedure to promote the flow of blood & cartilage growth.

2004: Played sparingly, serving as the Indians utility infielder and back-up shortstop to Omar Vizquel in his 3rd full season in the big leagues... Made 20 starts for the Tribe and Eric Wedge (15GS at SS, 4GS at 2B, 1GS at 3B) as the Indians were 13-7 (.650) in his starting assignments... Hit his first home run and the third of his career on July 19 at Anaheim (off Sele).

2005: Batted .277 with 16 RBI in 68 games (37 with Toronto, 31 with Detroit)... Was traded to the Detroit Tigers on July 22... August 15 vs. BOS, he delivered a run-scoring single in the bottom of the ninth inning off Curt Schilling to give the Tigers a walk-off victory... Matched his season high with three hits on August 17 vs. BOS... For the season, he posted a .969 fielding percentage committing just eight errors in 264 chances.

2006: On July 25 at SEA, hit his 1st grand slam of his career, surpassing his previous best of two RBI in a game with five... Committed 14 errors to tie for the team lead, posting a .963 fielding pct... Set career highs in walks (16) and home runs (3)... Tied a career high with 35 runs scored and triples with three.

2007: Set a new career high with a 10-game hit streak from April 12-29, going 15-32 (.469) over that span... Hit .415 (17-41) in 16 April contests... Went the first 34 games without committing an error... Made his 1st error of the season on May 29 vs. NYY... Went 34 games from July 29-Sept. 7 without committing an error... Established new careers highs in games played (123), hits (82), doubles (20) and RBI (31)... Owned a .982 fielding percentage & assisted in 66 of the Club's 160 double plays this season... As the shortstop made a career high 94 starts, played in a career high 799.1 innings and had a career best .982 fielding percentage... Was the recipient of the "John Cerutti" Award, a selection made by the Toronto Chapter of the BBWAA... This award is given annually to the person associated with day-to-day workings of Blue Jays baseball who displays goodwill, cooperation and character as exemplified by the late John Cerutti.

2008: Began the season, recording just four hits & one RBI in his first 20 games (.148, 4-27)... On July 22 at BAL set a season high four RBI, going 1-for-3 with a 3-run double... Hit his only home run of the season on July 27 vs. SEA (off Washburn)... On Sept. 3 vs. MIN hit a walk-off single in the bottom of the 11th inning off Eddie Guardado to lead the Jays to a 5-4 victory... Made 54 starts this season (52 at SS & 2 at 3B), with the Jays going 32-22 in those contests... In 67 games at short stop, owned a .960 fielding % after committing nine errors in 223 total chances... Was placed on the 15-day DL on May 7 after leaving the game the night before with a sprained right ankle... Appeared in three games with the Dunedin Blue Jays (A) in a rehab assignment, going 4-for-11... Was activated from the disabled list on June 7.

2009: Appeared in 73 games, making 35 starts; 19 at SS, nine at 3B, five at 2B & two in LF… Hit four homeruns in his 151 at-bats, representing a then career high… His three-run home run on Sept. 8 vs. MIN marked the 1st one of his career (has one grand slam)… His slugging percentage of .384 established a new career high, and his .258 average is his highest mark since 2005… Collected hits in 11 of his final 13 games, batting .306 with a double, two home runs and six RBI over that span… Made 32 of his 35 starts after June… Appeared in 28 games from April to June, however, 25 were as a pinch runner or defensive replacement... Committed one error at shortstop in his 19 games, for a .990 fielding percentage.

BLUE JAYS WHO LED LEAGUE IN FIELDING PERCENTAGE

YEAR	PLAYER	POSITION	PERCENTAGE
1984	Rance Mulliniks	3B	.968
1991	Devon White	OF	.998
1985	Rance Mulliniks	3B	.971
1986	Rance Mulliniks	3B	.975
1986	Tony Fernandez	SS	.983
1988	Fred McGriff	1B	1.000
1989	Tony Fernandez	SS	.992
1990	Manuel Lee	2B	.993
1995	Roberto Alomar	2B	.994
1997	Alex Gonzalez	SS	.986
2004	Vernon Wells	CF	.997
2004	Eric Hinske	3B	.978
2005	Vernon Wells	OF	1.000
2009	Lyle Overbay	1B	.998
2010	Vernon Wells	OF	1.000

16 Blue Jays pitchers have led or tied for league lead in fielding (35 or more chances).

McGOWAN, Dustin

PITCHER

29

Birthdate . . . . . March 24, 1982
Opening Day Age 29
Birthplace. . . . . Savannah, GA
Residence . . . . . Ludowici, GA
Bats/Throws . . . . . R/R
Height/Weight 6-3/235
Contract Status . . . . . signed thru 2011
M.L. Service 4.113

PERSONAL: Dustin Michael McGowan... Married with one child... Was drafted out of Long County High School in Ludowici, GA... Named as the team MVP in both baseball and basketball... All Region in basketball... All State in baseball... Played Little League, Junior and Senior League... Enjoys fishing, hunting and golf.

LAST SEASON: Did not pitch… Had surgery on his right shoulder to repair a torn rotator cuff on June 22, performed by Dr. James Andrews... Was transferred from the 15-Day to the 60-Day disabled list Apr. 15 where he remained for the remainder of the season.

DUSTIN McGOWAN

Numbers in bold – career high

Year	Club and League	W-L	ERA	G	GS	CG	ShO	SV	IP	H	R	ER	HR	HB	BB-IBB	SO	WP	BK	OBA
2000	Medicine Hat (Pio)	0-3	6.48	8	8	0	0	0	25.0	26	21	18	2	3	25-0	19	8	0	.274
2001	Auburn (NYP)	3-6	3.76	15	14	0	0	0	67.0	57	33	28	1	4	49-0	80	16	0	.234
2002	Charleston-WV (SAL)	11-10	4.19	28	28	1	0	0	148.1	143	77	69	10	5	59-0	163	12	0	.251
2003	Dunedin (FSL)	5-6	2.85	14	14	1	1	0	75.2	62	29	24	1	4	25-0	66	9	0	.223
	New Haven (East)	7-0	3.17	14	14	1	0	0	76.2	78	28	27	1	4	19-0	72	5	1	.261
2004	New Hampshire (East)	2-0	4.06	6	6	0	0	0	31.0	24	14	14	4	0	15-0	29	2	0	.209
2005	Dunedin (FSL)	0-1	4.29	5	5	0	0	0	21.0	21	12	10	2	2	5-0	20	0	0	.256
	New Hampshire (East)	0-2	3.34	6	6	0	0	0	35.0	35	16	13	6	1	10-0	33	1	0	.269
	TORONTO (AL)	1-3	6.35	13	7	0	0	0	45.1	49	34	32	7	7	17-0	34	7	0	.277
2006	Syracuse (Int)	3-5	4.39	23	13	0	0	1	84.0	77	45	41	7	3	39-0	86	10	0	.240
	TORONTO (AL)	1-2	7.24	16	3	0	0	0	27.1	35	27	22	2	2	25-2	22	3	1	.304
2007	Syracuse (Int)	0-2	1.64	5	5	0	0	0	22.0	16	6	4	0	0	9-0	29	2	0	.208
	TORONTO (AL)	**12-10**	4.08	**27**	27	2	1	0	**169.2**	146	80	77	14	2	**61**-3	**144**	13	0	.230
2008	TORONTO (AL)	6-7	4.37	19	19	1	0	0	111.1	115	60	54	9	5	38-1	85	5	0	.273
2009	TORONTO (AL)						Injured - Did Not Play												
2010	TORONTO (AL)						Injured - Did Not Play												
Minor Totals		31-35	3.81	124	113	3	1	1	585.2	539	281	248	34	26	255-0	597	65	1	.244
MAJOR TOTALS		20-22	4.71	75	56	3	1	0	353.2	345	201	185	32	16	141-6	285	28	1	.256

McGOWAN — TRANSACTIONS

- Selected by the Toronto Blue Jays in the 1st round (supplemental - 33rd overall) in the June 2000 First Year Player Draft
- On disabled list (right elbow soreness) May 13-September 20, 2004
- On disabled list (right shoulder soreness) July 9-remainder of season, 2008
- On disabled list (torn right labrum) for the entire 2009 season
- On disabled list (right shoulder strain) for the entire 2010 season

GAME HIGHS — McGOWAN, Dustin

ML Debut	Jul. 30, 2005 vs. TEX
Innings Pitched:	
Starter	9.0 – 3 times, last June 10, 2008 vs. SEA
Reliever	2.2 - 3 times, last Oct. 1, 2006 at NYY
Walks:	
Starter	7 - Apr. 24, 2008 at TB
Reliever	4 - Aug. 5, 2006 vs. CWS
Strikeouts:	
Starter	12 - Sept. 7, 2007 at TB
Reliever	4 - Oct. 2, 2005 vs. KC
Hits Allowed	10 - Apr. 14, 2008 at BAL
Runs Allowed	12 - Aug. 21, 2005 at DET
ER Allowed	10 - Aug. 21, 2005 at DET
HR Allowed	3 – 2 times, last June 17, 2008 at MIL
Low Hit CG	1 - Jun. 24, 2007 vs. COL
Last Win	June 22, 2008 at PIT
Last CG	June 10, 2008 vs. SEA
Last ShO	Jun. 24, 2007 vs. COL
Last Start	July 8, 2008 vs. BAL
Last Relief App.	Sept. 19, 2006 vs. NYY
Longest Win Streak	3G - 2 times, last July 19- Aug. 5, 2007
Longest Losing Streak	3G - Aug. 21-Sept. 1, 2005
Scoreless Innings Streak	16.0 - July 19-30, 2007

FIELDING

McGOWAN, Dustin — P

Year	PCT	G	PO	A	E	TC	DP
2005	.875	13	2	5	1	8	0
2006	1.000	16	4	0	0	4	0
2007	.920	27	17	29	4	50	2
2008	.880	19	11	11	3	25	4
Total	.908	75	34	45	8	87	6

DUSTIN McGOWAN — MILESTONES

Category		Date	Opponent	Notes
Start	1	July 30, 2005	Texas	ML Debut (ND)- 5.0IP, 2H, ER, 3BB, 6K
Win	1	Aug. 9, 2005	Detroit	6.1IP, 8H, 4ER, BB, 4K
10+ Strikeout Games (1)				
	1	Sept. 7, 2007	at Tampa Bay	12 strikeouts
SHO	1	June 24, 2007	Colorado	Took a no-hitter to the 9th (Baker leadoff 1B)—H, BB, 7K.

PROFESSIONAL CAREER:

2000: Appeared in eight games and going 0-3 with a 6.48 ERA... Issued 25 walks in 25.0 innings while striking out 19.

2001: Led short-season Class-A New York-Penn League with 49 walks and tied for third in both strikeouts (80) and SO/9 IP for starters (11.14)... Was named as the Doubledays Pitcher of the Month for July.

2002: Finished first in the league and in the organization with 163 strikeouts... Earned his first win of the season after striking out 11 batters over five innings of two-hit ball in a 9-3 romp of Savannah April 26.

2003: Split the season between Dunedin of the Florida State League (A) and New Haven of the Eastern League (AA)... Combined to go 12-6 with a 3.01 ERA in 28 starts... May 21 pitched a complete game shutout (7.0) at Palm Beach in game 1 of a doubleheader... Was promoted to New Haven June 13... Made his debut with the Ravens on June 16 and pitched 6.0 innings of one-hit shutout ball for a 4-1 win vs. Binghamton Mets... Was a perfect 7-0 with a 3.17 ERA, while the Ravens were a perfect 14-0 in his starts.

2004: Began the regular season at New Hampshire of the Eastern League (AA)... Recorded a win in his first two starts of the season... Allowed just one earned run over 11.0 innings combined in those two victories for a 0.82 ERA... Had his season cut short due to a pre-existing injury to his right elbow... In six starts with the Fisher Cats, compiled a record of 2-0 with a 4.06 ERA while striking our 29 batters in 31.0 innings of work... Was placed on the disabled list May 13 and missed the remainder of the season... Underwent reconstructive elbow surgery on May 13, otherwise known as "Tommy John" surgery... The operation was performed by Dr. James Andrews in Birmingham, Alabama...

2005: Was recalled by the Blue Jays from Class AA, New Hampshire Fisher Cats on July 30th... Made his **Major League debut** on July 30 vs. TEX... Received a no decision in a 3-2 loss... 5.0IP, 2H, ER, 3BB, 6K... The six strikeouts were the most ever by a Blue Jays starter in his ML Debut... August 9 vs. DET registered his first ML win... Began the season with Dunedin of the Florida State League... Was promoted to New Hampshire of the Eastern League on June 24th... Became the 4th first round (or supplemental 1st round) pick in team history to debut as a starter and the first to do so since Roy Halladay on September 20, 1998 at TB... The other two Blue Jays 1st round picks to debut as a starter are Alex Sanchez and Chris Carpenter.

2006: Made three separate stints with the Blue Jays this season... Earned his 1st career victory in relief on May 30 at BOS... Made three starts for Toronto, posting a record of 0-2 with an ERA of 6.00 (.289 OBA)... Appeared in 23 games for Syracuse (AAA), making 13 starts... Struck out 86 over 84.0 IP... Produced a 2-4 record as a starter with a 4.66 ERA... Was 1-1 with a 3.44 ERA as a reliever.

2007: On June 24 vs. COL became the 6th different pitcher (9th time) in Blue Jay history to carry a no-hitter into the 9th inning... Allowed a single to begin the 9th inning to Jeff Baker, marking the 8th time a Blue Jays pitcher reached the 9th inning with a no-hitter in tact before losing it... The one-hitter marked the 17th one-hitter in Club history (14th by an individual)... Recorded a career high 15.1 consecutive scoreless innings from July 19-30... Voted by the BBWAA as clubs pitcher of the month for July, compiling a record of 3-1 with a 2.78 ERA (10ER/32.1IP) in five starts... On Aug. 5 vs. TEX, surrendered a leadoff home run to Frank Catalanotto which snapped a string of 17.1 consecutive scoreless innings at Rogers Centre... Had a career 12 strikeouts Sept 7 at TB.

2008: Had season ending debridement (fraying of the labrum) surgery on his right shoulder July 31... In eight home starts, posted a 4-2 record with a 2.38 ERA at home... At the time of his last start in July, ranked 6th in the AL in home ERA... Received a team low 3.2 runs of support per game, no other primary starter received less than 4.5... Held the opponents #3/4/5 hitters to a .237 avg. (35-148) and over his career those same hitters have batted .238 (108-454)... Tossed his 3rd complete game of his career, June 10 vs. SEA.

2009: Did not pitch… Recovering from debridement (fraying of the labrum) surgery on his right shoulder, July 31, 2008.

NEAR NO-HITTERS SPOILED IN THE 9TH INNING

Pitcher	Date	Opposition	Outs	Final	Details
Jim Clancy	Sept. 28/82 (G#1)	Minnesota (H)	0	3-0 win	Bush single
Dave Stieb	Aug. 24/85	Chicago (A)	0	6-3 win	Law home run
Dave Stieb	Sept. 24/88	Cleveland (A)	2	1-0 win	Franco single
Dave Stieb	Sept. 30/88	Baltimore (H)	2	4-0 win	Traber single
Dave Stieb	Aug. 4/89	New York (H)	2	2-1 win	Kelly double, Sax single
David Cone	June 17/95	Texas (H)	1	4-3 win	Gil single
Roy Halladay	Sept. 27/98	Detroit (H)	2	2-1 win	Higginson home run
Dustin McGowan	June 24/07	Colorado (H)	0	5-0 win	Baker single
Brandon Morrow	Aug. 8/10	Tampa Bay (H)	2	1-0 win	Longoria single

McGUIRE, Deck

PITCHER

72

NON-ROSTER

Birthdate . . . . . June 23, 1989
Opening Day Age 21
Birthplace. . . . . .Richmond, VA
Residence . . . . . .Richmond, VA
Bats/Throws . . . . . R/R
Height/Weight 6-6/220
Contract Status . . . . . signed thru 2011
M.L. Service 0.000

PERSONAL: William Deck McGuire... Single... Graduated from Georgia Tech... Was High School Player of the Year for Deer Run in Virginia in 2007… Was first Georgia Tech pitcher to earn ACC Pitcher of the Year honours in 2009... Was named Atlantic Coast Conference Pitcher of the Year in 2009 along with being named an Atlantic Coast Conference All-Star and a 2nd Team College All-American... In his three seasons at Georgia Tech from 2008-2010, posted a recrord of 28-7 (.800) in 49 games (45 starts) with a 3.29 ERA while striking out 306 batters over 290.0 innings.

LAST SEASON: Did not pitch professionally after being selected in the first round (11th overall)... Attended Blue Jays Instructional Camp.

DECK McGUIRE

Numbers in bold – career high

Year	Club & League	W-L	ERA	G	GS	CG	ShO	SV	IP	H	R	ER	HR	HB	BB-IBB	SO	WP	BK	OBA
2010							Did Not Play												

McGUIRE — TRANSACTIONS

- Selected by the Toronto Blue Jays in the 1st round (11th overall) of the 2010 First Year Player Draft

BLUE JAYS FIRST CHOICE IN JUNE DRAFT

1977	Tom Goffena-SS, #25	1994	Kevin Witt-INF, #28
1978	Lloyd Moseby-OF, #2	1995	Roy Halladay-RHP, #17
1979	Jay Schroeder-C, #3	1996	Billy Koch-RHP, #4
1980	Garry Harris-SS, #2	1997	Vernon Wells-OF, #5
1981	Matt Williams-RHP, #5	1998	Felipe Lopez-SS, #8
1982	Augie Schmidt-SS, #2	1999	Alexis Rios-OF, #19
1983	Matt Stark-C, #9	2000	Miguel Negron-OF, #18
1984	Dane Johnson-RHP, #46	2001	Gabe Gross-OF, #15
1985	Greg David-OF, #25	2002	Russ Adams-SS, #14
1986	Earl Sanders-RHP, #25	2003	Aaron Hill-SS, #13
1987	Alex Sanchez-RHP, #17	2004	David Purcey-LHP, #16
1988	Ed Sprague-3B, #25	2005	Ricky Romero-LHP, #6
1989	Eddie Zosky-SS, #19	2006	Travis Snider-OF, #14
1990	Steve Karsay-RHP, #22	2007	Kevin Ahrens-INF, #16
1991	Shawn Green-OF, #16	2008	David Cooper-IB, #17
1992	Shannon Stewart-OF, #19	2009	Chad Jenkins-RHP, #20
1993	Chris Carpenter-RHP, #15	2010	Deck McGuire-RHP, #11

MILLS, Brad

PITCHER

59

Birthdate . . . . . March 5, 1985
Opening Day Age 26
Birthplace. . . . . Mesa, AZ
Residence . . . . . Tucson, AZ
Bats/Throws . . . . . L/L
Height/Weight 6-0/185
Contract Status . . . . . signed thru 2011
M.L. Service 0.041

PERSONAL: Bradley Aaron Mills... Married... Resides in Tucson, Arizona... Was the Blue Jays 4th round pick in the 2007 First-Year Player Draft... Attended University of Arizona.

LAST SEASON: Made seven appearances with the Blue Jays (three starts) and spent the majority of the season with Las Vegas (AAA)… Was recalled for one day to make the start on July 28 vs BAL and was also recalled Aug. 6 being sent back Aug. 13 and recalled one more time Sept. 9 for the remainder of the season… **FIRST ML WIN:** Recorded his first ML win in his first start of the season July 28 vs. BAL pitching seven scoreless innings (2H, 3BB, 4K)… **SOME RELIEF:** On Sept. 11 vs. TB made the first relief appearance of his ML career and first relief appearance since 2007 when he was playing with Auburn (A)… **IN THE MINORS:** Spent the majority of the season with Las Vegas (AAA) posting an 8-6 record striking out a club high 100… Held left-handed batters to a .217 average (23-for-106) and held opponents to a .093 (4-for-43) average with two outs and runners in scoring position in AAA this season.

BRAD MILLS

Numbers in bold – career high

Year	Club and League	W-L	ERA	G	GS	CG	ShO	SV	IP	H	R	ER	HR	HB	BB-IBB	SO	WP	BK	OBA
2007	Auburn (NYP)	2-0	2.00	6	2	0	0	0	18.0	9	4	4	0	1	6-0	21	0	0	.143
2008	Lansing (Mid)	6-3	2.55	15	15	0	0	0	81.1	71	30	23	3	5	28-1	92	2	0	.233
	Dunedin (FSL)	4-0	1.35	6	6	0	0	0	33.1	25	9	5	2	0	12-0	35	1	0	.210
	N.Hampshire (East)	3-2	1.10	6	6	0	0	0	32.2	24	11	4	2	1	12-0	32	2	0	.205
2009	Las Vegas (PCL)	2-8	4.06	14	14	1	0	0	84.1	83	43	38	6	4	35-0	72	4	1	.263
	TORONTO (AL)	0-**1**	14.09	2	2	0	0	0	7.2	14	12	12	4	0	6-0	9	0	0	.400
2010	Las Vegas (PCL)	8-6	4.97	20	20	0	0	0	112.1	118	66	62	15	2	43-0	100	4	1	.268
	TORONTO (AL)	**1**-0	5.64	**7**	**3**	0	0	0	**22.1**	20	14	14	2	1	**13**-1	**18**	1	0	.241
Minor Totals		25-19	3.38	67	63	1	0	0	362.0	330	163	136	28	13	136-1	352	13	2	.243
MAJOR TOTALS		1-1	7.80	9	5	0	0	0	30.0	34	26	26	6	1	19-1	27	1	0	.288

MILLS — TRANSACTIONS

- Selected by the Toronto Blue Jays in the 4th round of the June 2007 First Year Player Draft

GAME HIGHS — MILLS, Brad

ML Debut	Jun. 18, 2009 at PHI
Innings Pitched:	
Starter	7.0 - July 28, 2010 vs. BAL
Reliever	3.0 - Sept. 11, 2010 vs. TB
Walks:	
Starter	4 - 2 times, last Aug. 7, 2010 vs. TB
Reliever	2 - Sept. 11, 2010 vs. TB
Strikeouts:	
Starter	7 - 2 times, last Aug. 12, 2010 vs. BOS
Reliever	3 - Sept. 11, 2010 vs. TB
Hits Allowed	8 - Jun. 27, 2009 vs. PHI
Runs Allowed	8 - Jun. 27, 2009 vs. PHI
ER Allowed	8 - Jun. 27, 2009 vs. PHI
HR Allowed	2 - 3 times, last Aug. 12, 2010 vs. BOS
Low Hit CG	None
Last Win	Jul. 28, 2010 vs. BAL
Last Save	None
Last CG	None
Last ShO	None
Last Start	Aug. 12, 2010 vs. BOS
Last Relief App.	Sept. 28, 2010 vs. NYY
Longest Win Streak	1G - July 28, 2010
Longest Losing Streak	1G - Jun. 27, 2009
Scoreless Innings Streak	9.1 - July 28-Aug. 7, 2010

FIELDING

MILLS, Brad — P

Year	PCT	G	PO	A	E	TC	DP
2009	-	2	0	0	0	0	0
2010	1.000	7	3	0	0	3	0
Totals	1.000	9	3	0	0	3	0

BRAD MILLS — MILESTONES

Category		Date	Opponent	Notes
Start	1	June 18, 2009	at Philadelphia	ND-3.2 IP, 6H, 4ER, 4BB, 2K
Win	1	July 28, 2010	Baltimore	7.0 IP, 2H, 3BB, 4K

PROFESSIONAL CAREER:

2007: Made his professional debut on June 22, giving up two runs in two innings... Made six starts, holding the opposition scoreless in four of the outings... Allowed only nine hits in 18 innings for a .143 opponents average... Recorded 21 strike-outs (10.5 per nine) while issuing only six walks.

2008: Pitched at three levels in 2008, starting at Lansing (A) where he made 15 starts, recording a 2.55 ERA and adding 92 strikeouts in only 81.1 innings... Was promoted to High-A Dunedin, making six starts, winning four without a loss... Posted 9.5 strikeouts per nine innings in Dunedin, before being moved to New Hampshire (AA) to finish the season... In 32.2 innings with the Fisher Cats allowed only four runs for 1.10 ERA... Was not scored on in four of six starts, limiting Eastern League hitters to a .205 mark... Recorded an incredible 4-0 mark with a 1.03 ERA in four starts in July, earning organizational Pitcher of the Month honours for the club.

2009: Began the season with Las Vegas of the Pacific Coast League (AAA), making 13 of his 14 starts prior to being promoted to the Blue Jays for a June 18 start… Received a no-decision at PHI, June 18 in an 8-7 victory… Pitched into the 4th, allowing four runs in 3.2 innings, walking four and striking out two… Made two starts in total, both against the Phillies, taking the loss in the second contest…Was optioned back to Las Vegas on June 28 and made one more start for the 51s on July 2… In total posted a 2-8 record in 14 starts with a 4.08 ERA at AAA… Did not pitch after July 2 due to a rib cage strain… Is one of five pitchers to make their ML debut as a starter for the Blue Jays this season (Romero, Ray, Cecil, Rzepczynski)… This surpasses the four that made debut's in club's inaugural season of 1977 (Jerry Garvin, Jeff Byrd, Jim Clancy & Mike Darr)… Is one of three players from the 2007 draft to reach the big leagues in 2009… No other club had three from 2007, 2008 or 2009.

AT THE ALL STAR BREAK

(Top 5)

AVERAGE

1993	J. Olerud	.395
1999	T. Fernandez	.372
2006	C. Delgado	.363
1994	P. Molitor	.342
2000	S. Stewart	.339

RUNS

2003	C. Delgado	76
2003	V. Wells	75
2000	C. Delgado	74
2000	R. Mondesi	73
1999	S. Green	70

HITS

2003	V. Wells	121
1993	J. Olerud	120
1986	T. Fernandez	118
2001	S. Stewart	118
2000	C. Delgado	116
1994	P. Molitor	116

HOME RUNS

1987	G. Bell	29
2000	C. Delgado	28
2003	C. Delgado	28
1999	S. Green	25
1998	J. Canseco	24
2000	T. Batista	24
2001	C. Delgado	24
2010	J. Bautista	24

RBI

2003	C. Delgado	97
2003	V. Wells	84
1994	J. Carter	80
2000	C. Delgado	80
1999	C. Delgado	77

STOLEN BASES

1997	O. Nixon	37
1999	S. Stewart	29
1993	R. Alomar	28
1984	D. Garcia	27
1991	R. Alomar	27

ERA

1997	R. Clemens	1.69
1985	D. Stieb	1.87
1992	J. Guzman	2.11
1991	J. Key	2.23
2005	R. Halladay	2.41

WINS

2000	D. Wells	15
1997	R. Clemens	13
2003	R. Halladay	13
2005	R. Halladay	12
2006	R. Halladay	12

SAVES

2006	B. Ryan	24
1998	R. Myers	22
1993	D. Ward	22
2000	B. Koch	20
2010	K. Gregg	20

STRIKEOUTS

1997	R. Clemens	140
2008	A. Burnett	126
1992	J. Guzman	122
2008	R. Halladay	121
1998	R. Clemens	120

MOLINA, Jose

CATCHER

8

Birthdate . . . . . June 3, 1975
Opening Day Age 35
Birthplace. . . . . .Bayamon, PR
Residence . . . . . Dorado, PR
Bats/Throws . . . . . R/R
Height/Weight 6-0/249
Contract Status . . . . . signed thru 2011
M.L. Service 9.026

PERSONAL: Jose Benjamin Molina Matta… Married… Is one of three Molina brothers (all catchers) whom have and are still playing in the Majors (Bengie - ANA, TOR, SF & TEX and Yadier - STL)… Originally signed by Jose Trujillo (Cubs)... Served as spokesman for Big Brothers/Big Sisters of Orange County in 2006… Hosted a baseball clinic with Bobby Meacham and Yankees bullpen coach Mike Harkey on June 19/08 at Roberto Clemente State Park in the Bronx, teaching children fielding techniques and the dangers of drug and alcohol use... Graduated from Masetro Ladi High School in Vega Alta, Puerto Rico in 1993… Attended Ladislao Martinez University in Puerto Rico.

LAST SEASON: Played in 57 games starting 51 games behind the plate and one at designated hitter… **POWER YEAR:** Matched his career high with six home runs, done one other time in 2005 with LAA… Hit a home run in back-to-back games July 8-9 which was the second time he has done this in his career (May 10-11/01)… **DON'T RUN ON HIM:** This season threw out 13 of 32 potential base stealers (40.6%) which was the highest percentage in the AL (Min 30 games)… Apr. 25 at TB threw out four attempted base stealers… The four caught stealing set a new Club record, surpassing four different players-(Alberto Castillo, Pat Borders, Erinie Whitt, and Alan Ashby)... The last catcher in the Majors to record four caught stealing in one game, all on straight steals was Charles Johnson with FLA on Sept. 18/02 vs. MON... **ERA:** Posted a 3.72 catchers ERA in 2010, a half run better than the club mark of 4.22.

JOSE MOLINA

Numbers in bold – career high

Year	Club and League	AVG	G	AB	R	H	2B	3B	HR	RBI	SH-SF	HP	BB-IBB	SO	SB-CS	SLG	OBP	OPS
1993	Cubs (Gulf)	.218	33	78	5	17	2	0	0	4	4-0	0	12-0	12	3-2	.244	.322	.566
	Daytona (FSL)	.143	3	7	0	1	0	0	0	1	0-0	0	2-0	0	0-1	.143	.333	.476
1994	Peoria (Mid)	.229	78	253	31	58	13	1	1	33	5-4	4	24-1	61	4-3	.300	.302	.602
1995	Daytona (FSL)	.236	82	233	27	55	9	1	1	19	2-2	7	29-0	53	1-0	.296	.336	.632
1996	Rockford (Mid)	.226	96	305	35	69	10	1	2	27	7-4	3	36-0	71	2-4	.285	.310	.595
1997	Daytona (FSL)	.251	55	179	17	45	9	1	0	23	5-2	1	14-0	25	4-0	.313	.306	.619
	Iowa (AmAs)	.333	1	3	0	1	0	0	0	0	0-0	0	1-0	1	0-0	.333	.500	.833
	Orlando (Sou)	.172	37	99	10	17	3	0	1	15	1-3	2	12-5	28	0-1	.232	.267	.499
1998	West Tenn (Sou)	.222	109	320	33	71	10	1	2	28	10-3	3	32-1	74	1-5	.278	.296	.574
1999	West Tenn (Sou)	.171	14	35	2	6	3	0	0	5	1-1	0	2-0	14	0-0	.257	.211	.468
	Iowa (PCL)	.263	74	240	24	63	11	1	4	26	2-2	4	20-5	54	0-1	.367	.327	.694
	CHICAGO (NL)	.263	10	19	3	5	1	0	0	1	0-0	0	2-1	4	0-0	.316	.333	.649
2000	Iowa (PCL)	.234	76	248	22	58	9	0	1	17	1-3	0	23-1	61	1-4	.282	.296	.578
2001	Salt Lake (PCL)	.300	61	213	29	64	11	1	5	31	6-0	2	14-0	49	1-2	.432	.349	.781
	ANAHEIM (AL)	.270	15	37	8	10	3	0	2	4	2-0	0	3-0	8	0-0	.514	.325	.839
2002	Salt Lake (PCL)	.307	79	290	30	89	14	2	4	43	7-2	4	12-1	60	0-3	.410	.341	.751
	ANAHEIM (AL)	.271	29	70	5	19	3	0	0	5	4-2	0	5-0	15	0-2	.314	.312	.626
2003	ANAHEIM (AL)	.184	53	114	12	21	4	0	0	6	4-1	3	1-0	26	0-0	.219	.210	.429
2004	ANAHEIM (AL)	.261	73	203	26	53	10	**2**	3	**25**	5-0	0	10-0	**52**	**4**-1	.374	.296	.670
2005	LOS ANGELES (AL)	.228	75	184	14	42	4	0	**6**	**25**	4-0	2	13-0	41	2-0	.348	.286	.634
2006	LOS ANGELES (AL)	.240	78	225	18	54	**17**	0	4	22	7-2	2	9-0	49	1-0	.369	.273	.642
2007	LOS ANGELES (AL)	.224	40	125	9	28	8	0	0	10	3-0	0	3-0	30	2-1	.288	.242	.530
	NEW YORK (AL)	.318	29	66	9	21	5	0	1	9	2-1	0	2-0	13	0-0	.439	.333	.772
2008	NEW YORK (AL)	.216	**100**	268	**32**	**58**	**17**	0	3	18	8-3	6	12-0	**52**	0-0	.313	.263	.576
2009	Scranton-Wb (Int)	.250	2	4	0	1	1	0	0	1	0-0	0	1-0	0	0-0	.500	.400	.900
	Trenton (East)	.000	3	7	0	0	0	0	0	0	0-0	1	2-0	4	0-0	.000	.300	.300
	NEW YORK (AL)	.217	52	138	15	30	4	0	1	11	1-1	1	**14**-0	28	0-0	.268	.292	.560
2010	TORONTO (AL)	.246	57	167	13	41	4	0	**6**	12	2-0	5	9-1	36	1-0	.377	.304	.681
Minor Totals		.245	803	2514	265	615	105	9	21	273	51-26	31	236-14	567	17-26	.319	.314	.633
MAJOR TOTALS		.236	611	1616	164	382	80	2	26	148	42-10	19	83-2	354	10-4	.337	.280	.617

DIVISION SERIES RECORD

Year	Club and League	AVG	G	AB	R	H	2B	3B	HR	RBI	SH-SF	HP	BB-IBB	SO	SB-CS
2002	ANAHEIM (AL)					Did Not Play									
2004	ANAHEIM (AL)	.333	2	3	2	1	0	0	0	0	0-0	0	2-0	0	0-0
2005	LOS ANGELES (AL)	1.000	1	1	1	1	0	0	0	1	0-0	0	0-0	0	0-0
2007	NEW YORK (AL)					Did Not Play									
DIVISION TOTALS		.500	3	4	3	2	0	0	0	1	0-0	0	2-0	0	0-0

LEAGUE CHAMPIONSHIP SERIES RECORD

Year	Club and League	AVG	G	AB	R	H	2B	3B	HR	RBI	SH-SF	HP	BB-IBB	SO	SB-CS
2002	ANAHEIM (AL)	.000	3	1	0	0	0	0	0	0	0-0	0	0-0	0	0-0
2005	LOS ANGELES (AL)	.333	1	3	0	1	0	0	0	0	0-0	0	0-0	0	0-0
LEAGUE TOTALS		.250	4	4	0	1	0	0	0	0	0-0	0	0-0	0	0-0

WORLD SERIES RECORD

Year	Club and League	AVG	G	AB	R	H	2B	3B	HR	RBI	SH-SF	HP	BB-IBB	SO	SB-CS
2002	ANAHEIM	.000	3	0	0	0	0	0	0	0	1-0	0	0-0	0	0-0

HOME RUN BREAKDOWN

			ONE GAME									
Total	H	A	2	3	4	GS	LO	XN	IP	PH	RHP	LHP
26	10	16	0	0	0	2	0	0	0	0	14	12

MOLINA — TRANSACTIONS

- Selected by the Chicago Cubs in the 14th round of the June 1993 First Year Player Draft
- Signed by the Anaheim Angels on January 15, 2001
- On disabled list (non-displaced fracture of left thumb) May 21-July 2, 2001
- Traded to the New York Yankees in exchange for RHP Jeff Kennard on July 21, 2007
- On disabled list (strained left quad) May 8-July 7, 2009
- Signed by the Toronto Blue Jays on February 19, 2010

GAME HIGHS — MOLINA, Jose

ML Debut	Sept. 6, 1999 vs. CIN	**RBI**	4 - 2 times, last Apr. 28, 2009 at DET
Runs	3 - 4 times, last Aug. 2, 2008 vs. LAA	**Stolen Bases**	1 - 10 times, last Aug. 8, 2010 vs. TB
Hits	4 - 2 times, last Aug. 16, 2010 at OAK	**Last ML Home Run**	Sept. 30, 2010 at MIN
Doubles	2 - Apr. 11, 2008 at BOS	**Longest Hitting Streak**	12G - July 22-Aug. 15, 2006
Home Runs	1 - 26 times, last Sept. 30, 2010 at MIN	**Longest Hitless Streak**	23AB - Apr. 19-May 3, 2008

FIELDING

MOLINA, Jose — C

Year	PCT	G	PO	A	E	TC	DP
1999	1.000	10	44	5	0	49	1
2001	1.000	15	78	6	0	84	1
2002	.983	29	154	16	3	173	3
2003	.996	53	221	17	1	239	0
2004	.994	70	441	37	3	481	4
2005	.993	65	408	41	3	452	6
2006	.986	76	502	50	8	560	4
2007	.991	69	436	30	4	470	3
2008	.996	97	408	41	3	452	6
2009	.997	49	366	21	1	388	1
2010	.996	56	417	37	2	456	3
Total	.993	589	3701	312	28	4041	32

MOLINA, Jose — 1B

Year	PCT	G	PO	A	E	TC	DP
2004	1.000	2	5	1	0	6	2
2005	1.000	4	10	0	0	10	2
2006	1.000	3	4	0	0	4	2
2008	-	1	0	0	0	0	0
2009	1.000	3	4	2	0	6	1
Total	1.000	13	23	3	0	26	7

MOLINA, Jose — 3B

Year	PCT	G	PO	A	E	TC	DP
2009	-	1	0	0	0	0	0

JOSE MOLINA — MILESTONES

Category		Date	Opponent	Pitcher	Notes
Game	500	Sept. 21, 2008	Baltimore	--	As C
Hit	1	Sept. 6, 1999	Cincinnati	Guzman	Single
Home Run	1	May 10, 2001	at Chicago (AL)	Biddle	1R
Grand Slam (2)	1	Aug. 25, 2004	Kansas City	Sullivan	7th inning
	2	Apr. 28, 2009	at Detroit	Lyon	7th inning
RBI	1	Sept. 7, 1999	Cincinnati	Villone	Groundout
Stolen Base	1	Apr. 6, 2004	at Seattle	Jarvis C-Wilson	2nd base

PROFESSIONAL CAREER:

1993: Began his professional career in 1993 with rookie-level Port St. Lucie, batting .218 in 33 games before his promotion on 8/22 to Daytona (A) where he appeared in three games.

1994: Played the entire 1994 season with Single-A Peoria, batting .229 with 13 doubles and 33RBI in 78 games… threw out 43.6% of potential base stealers (44-of-101).

1995: At Daytona (A) in 1995, batted .236 in 82 games and threw out 50.6% of potential base stealers (41-of- 81) with a .987 fielding percentage (8E, 600TC).

1996: Batted .226 with 10 doubles for Single-A Rockford in 1996… threw out 44.4% of potential base stealers (59- of-133) and had a .985 fielding percentage (11E, 729TC).

1997: Appeared at three levels in 1997, playing in 93 combined games with Single-A Daytona, Double-A Orlando and Triple-A Iowa… Threw out 40.6% of potential base stealers (43-of-106).

1998: Played in a career-high 109 games in 1998 with Double-A West Tenn… Threw out a Southern League-best 63 potential base stealers in 128 attempts (49.2%), the second-best caught stealing rate in the league… Also led SL catchers in assists (108) and ranked second with a .991 fielding percentage.

1999: Saw his first Major League action after having his contract purchased by the Cubs on Aug. 31… Made his **Major League debut** on Sept. 6 vs. Cincinnati, going 2-for-3 with 1 double… Recorded a hit in his first Major League at-bat, a single off Juan Guzman... Hit .263 at Triple-A Iowa with 11 doubles, 4HR and 25RBI in 74 games prior to joining the Major League club… Began the year at Double-A West Tenn, batting .171 in 14 contests.

2000: Played the entire season at Triple-A Iowa , batting .234 with 9 doubles, HR and 17RBI in 76 games (73 at C)… Hit safely in 44 games, including 12 multi-hit contests… Hit .545 (12-for-22) over a season-long nine-game hitting streak from May 28-June 7.

2001: In his first season with the Angels organization, saw action in 15 Major league games over two stints… Batted .270 with three doubles, two HR and four RBI, throwing out 31.3% of potential base stealers (5-of-16)… Was also errorless in 84 total chances and picked off three runners... Had his contract purchased by the Angels on May 5 from Triple-A Salt Lake when his brother Bengie went on the 15-day disabled list… Move is believed to be only the second ever involving brothers (also Bret and Aaron Boone in 1997 with Cincinnati)... Hit his first Major League home run on May 10 at Chicago (AL) off Rocky Biddle in the fifth inning... Landed on the 15-day D.L. on May 21 with a fractured left thumb.

2002: Recalled by the Angels on July 17, replacing his brother Bengie who was placed on the 15-day D.L… Played in 29 games, making 24 starts at catcher and batting .271 with 3 doubles and 5RBI… Threw out 39.1% of potential base stealers (9-of-23) as Angels pitchers had a team-best 3.01 ERA with him behind the plate… Appeared in 79 games with Salt Lake, batting .307 with 14 doubles, 4HR and 43RBI… Rated as the best defensive catcher in the Pacific Coast League by Baseball America... Saw action in six postseason games, recording just one at-bat that came in Game 3 of the ALCS vs. Minnesota… Appeared in three World Series games for the champions, recording a sacrifice bunt in his only plate appearance in Game 6 vs. San Francisco.

2003: In his first full season in the Majors, appeared in 53 games, making 39 starts at catcher… Committed just one error in 239 total chances (.996 fielding percentage), throwing out 25.0% of potential base stealers (6-of-24)... Had his season cut short after leaving Sept. 20 game at Texas during an at-bat in the fifth inning… Suffered a left shoulder contusion following a collision at the plate in the bottom of the second inning with Rafael Palmeiro.

2004: Made 57 starts at catcher, backing up his brother Bengie... Led all American League catchers with a 45.2% caught stealing rate (min. 30 attempts), throwing out 19-of-42 potential base stealers... Stole his first career base on Apr. 6 at Seattle in his first start of the season… Recorded his first career triple on Apr. 10 at Texas… Hit his first career grand slam on Aug. 25 vs. Kansas City in his only at-bat of the game… He and Bengie became the 11th set of brothers to each hit a grand slam in the same season and the first since 2001 when Marcus and Brian Giles accomplished the feat.

2005: Set a career high with 6HR and tying a career-high with 25RBI… Made 55 starts (53 at C, one at DH, one at 1B)... Carried a .306 average against left-handers (19-for-62), hitting five of his six homers off them… Led the American League for the second straight season with a 48.6% caught stealing rate (min. 30 attempts), catching 18-of-37 potential base stealers… Also tallied three pickoffs, the most among AL catchers... On July 31 at Yankee Stadium, Jose and his brother Bengie became just the eighth pair of brothers on the same team to homer in the the same game and the first since Jason and Jeremy Giambi with Oakland on Aug. 11/01 vs. the Yankees… Both Molina homers came off Randy Johnson… Was Jose's first career start at 1B... Appeared in two postseason games… Hit an RBI single in his only at-bat of the 2005 Division Series in Game at Yankee Stadium… Started Game 2 of the ALCS vs. the White Sox, going 1-for-3 in the loss.

2006: Threw out 41.3% of potential base stealers (19-of-46), the third-highest caught-stealing rate in the Majors behind Detroit's Ivan Rodriguez (45.7%) and Texas' Gerald Laird (43.2%), among catchers with at least 40 stolen base attempts against… Also recorded four pickoffs, tying Baltimore's Ramon Hernandez for most in the Majors... Hit in a career-high 12 consecutive games from July 22-Aug. 15, batting .385 (15-for-39) with seven doubles.

2007: Hit a combined .257 (49-for-191) with 18R, 13 doubles, HR and 19RBI in 69 games with the Angels and the Yankees (53 starts at C)… Threw out 12-of-43 potential base stealers (27.9%)... Was acquired by the Yankees from the Los Angeles Angels of Anaheim on July 21 in exchange for RHP Jeff Kennard… Hit safely in 12 of his 16 starts with the Yankees, including five multi-hit games… Established a single-game career high with 4H in Aug. 11 win at Cleveland, going 4-for-5 with 1R and 1 double… Did not appear in the Division Series vs. Cleveland... Began the season with the Angels, batting .224 (28-for-125) with 10RBI in 40 games (37 starts at C)… Hit safely in 25 of his 37 starts and threw out 7-of-25 base-stealers (28.0%)… Ended Ichiro Suzuki's American League record consecutive stolen base streak at 45 in the seventh inning on May 17 at Seattle.

2008: Hit .216 (58-for-268) with 17 doubles, 3HR and 18RBI in 100 games with the Yankees (81 starts at C)… Set career highs in games played, games started, at-bats, hits and runs… Tied his single-season career high with 17 doubles (also in 2006 with Los Angeles-AL)… His 81 starts at catcher were the most starts by a Yankees catcher other than Jorge Posada since Joe Girardi made 109 starts behind the plate in 1997... Led the Major Leagues with a 43.2% caught stealing rate, with 32CS (in 74 attempts)... Tied with brother Bengie Molina for second in the Majors behind Milwaukee's Jason Kendall (36)… Ranked fifth in the Majors—and fourth in the American League—with a 3.71 catcher's ERA, recording the lowest such mark by a Yankee since Joe Girardi in 1997 (3.42)... Made his sixth career Opening Day roster and first with the Yankees… hit safely in each of his first nine starts of the season (4/2-13), going 12-for-32 (.375) with seven doubles and two RBI in those games… Was 1-for-3 with 1R and 1BB in 5/3 win vs. Seattle, snapping a 23AB hitless streak with his sixth-inning single… His walk in the fourth inning snapped a streak of 93 consecutive plate appearances without a base on balls… Was credited with 12 consecutive caught stealings from 6/3-7/6, marking the longest such stretch by a catcher since the White Sox's Mike LaValliere in 1993 (also 12 consecutive CS).

MOST CAUGHT STEALING BY TORONTO CATCHER, SINGLE GAME, ALL-TIME

CATCHER	CS	GAME DATE	OPPONENT
Jose Molina	**4**	**Apr. 25, 2010**	**Tampa Bay**
Alberto Castillo	3	June 11, 2000	Montreal Expos
Pat Borders	3	July 10, 1994	Kansas City Royals
Pat Borders	3	Apr. 18, 1989	New York Yankees
Ernie Whitt	3	Sept. 10, 1981	Seattle Mariners

2009: Hit .217 (30-for-138) with 15R, four doubles, HR and 12 RBI in 52 games (42 starts at C, one at DH) with the Yankees in 2009... Caught five-of-28 potential basestealers (17.9 percent)... Ranks fourth among active catchers with a 39.1 percent (128-for-342) caught stealing rate (min. 500G)... Among Major Leaguers with at least 40 games at C in 2009, ranked fourth with a 3.37 catcher's ERA... Made his seventh career Opening Day roster, second straight with the Yankees... Hit grand slam (#1) and was 1-for-4 with 1SH on Apr. 28 win at Detroit, tying his career-high with 4RBI (second time, also 8/25/04 vs. Kansas City)…Was his second career grand slam (also 8/25/04 vs. Kansas City)… Was placed on the 15-day disabled list on May 8 with a strained left quadriceps muscle… Pinch-hit for Rodriguez in the seventh and went 1-for-2 in 8/22 loss at Boston, remaining in game at 3B…Was his first career Major League appearance at 3B... In Sept. 7 Game 2 win vs. Tampa Bay, was 3-for-3 with 1RBI and 2BB, setting a season high in hits, reaching base five times a game for the first time in his career.

MORROW, Brandon

PITCHER

23

Birthdate . . . . . July 26, 1984
Opening Day Age 26
Birthplace. . . . . Santa Rosa, CA
Residence . . . . . Phoenix, AZ
Bats/Throws . . . . . R/R
Height/Weight 6-3/196
Contract Status . . . . . signed thru 2011
M.L. Service 3.091

PERSONAL: Brandon John Morrow (MORE-owe)… Married... Graduated from Rancho Cotate High School in June, 2002… Earned first-team all-league, first-team All-Redwood Empire, first-team All-North Coast Section and second-team all-state honors… Competed for the California All-Stars at the 2002 Sunbelt Classic in McAlester, Oklahoma… Attended the University of California at Berkeley… One of 10 semifinalists for the Roger Clemens Award as the nation's top collegiate pitcher… Named first-team All-Pac-10, going 7-4 with a 2.05 ERA (2nd in Pac-10)… Had 97 strikeouts (4th in Pac-10) in 96.7 innings (9th in Pac-10)… Was named National Pitcher of the Week after 6.1 innings, no hits, no runs, one walk and a career-high 12 strikeouts at UC Irvine Feb. 3... Also named a Cape Cod League All-Star in the summer 2005 for the Yarmouth-Dennis Red Sox… Named a third-team preseason All-American and the fifth-best professional prospect out of the Cape Cod League by Baseball America.

LAST SEASON: In his first full season as a starter, made 26 starts for the Blue Jays... **K-MACHINE:** At the time of his final start, ranked 5th in the AL in strikeouts and led the league with a 10.95 strikeouts per nine inning total... Did not qualify as he did not aquire the necessary innings... Had he qualified it would have represented the highest strikeout per nine inning total in franchise history (Clemens,10.84 - 1998)... **WELCOME TO K-MART:** Aug. 8 vs. TB was the 1st pitcher to record 17 strikeouts in a game since Johan Santana with MIN on Aug. 19, 2007 vs. TEX (17-SO)…Became just the 4th pitcher since 1954 to record at least 17 strikeouts when tossing a CG-1 hitter... The 17 strikeouts ranks 2nd on the all-time Club list in a single game one shy of Roger Clemens' 18 on Aug. 25, 1998 vs. KC… Followed the 17-K game with his 2nd highest career total (12) vs. NYY, Aug. 23... **OH SO CLOSE:** On that same day, Aug. 8 vs. TB, carried a no-hitter into the 9th inning with two outs before giving up a single to Evan Longoria…Became the 6th pitcher (9th time) in franchise history to lose a no-hit bid in the 9th (previous: Dustin McGowan on June 24, 2007 vs. COL)... **AT HOME IN TORONTO:** Made 13 starts at Rogers Centre, posting an 8-1 record with a 2.74 ERA, including only 24 walks in 82 innings... On the road was 2-6 with a 6.72 ERA, adding 48 walks in 64.1 IP... **PLAYER OF THE MONTH:** Was voted by the Toronto chapter of the BBWAA as the Blue Jays Player-of-the-Month for June, registering a 1.91 ERA in five starts... **MEET MR. MOLINA:** Made 20 of his 27 starts with Jose Molina as his battery mate... In those starts, posted an 8-4 record with a 3.29 ERA... In the other seven starts, went 2-3 with a 8.81 ERA... **FINISH LINE:** From July 17 to his penultimate start on Aug. 28, recorded a 5-0 mark with a 2.91 ERA, holding opponents to a .196 average and adding 63 strikeouts in 43.1 innings.

BRANDON MORROW

Numbers in bold – career high

Year	Club and League	W-L	ERA	G	GS	CG	ShO	SV	IP	H	R	ER	HR	HB	BB-IBB	SO	WP	BK	OBA
2006	Mariners (ARIZ)	0-2	2.77	7	4	0	0	0	13.0	10	4	4	0	0	9-0	13	3	0	.227
	Inl. Empire (CAL)	0-0	0.00	1	1	0	0	0	3.0	0	0	0	0	0	0-0	4	0	0	.000
2007	SEATTLE (AL)	3-4	4.12	**60**	0	0	0	0	63.1	56	29	29	3	1	50-5	66	4	0	.243
2008	West Tenn (SOU)	0-0	0.00	6	0	0	0	0	7.1	3	1	0	0	0	6-0	8	2	0	.125
	Tacoma (PCL)	1-2	5.01	6	5	0	0	0	23.1	17	13	13	2	0	11-0	26	3	0	.200
	SEATTLE (AL)	3-4	3.34	45	5	0	0	**10**	64.2	40	26	24	10	0	34-1	75	5	0	.174
2009	Tacoma (PCL)	5-3	3.60	10	10	**1**	**1**	0	55.0	50	24	22	2	1	23-0	40	6	0	.242
	SEATTLE (AL)	2-4	4.39	26	10	0	0	6	69.2	66	38	34	10	0	44-1	63	3	0	.248
2010	TORONTO (AL)	**10-7**	4.49	26	**26**	**1**	**1**	0	**146.1**	136	76	73	11	9	**66**-0	**178**	8	0	.248
Minor Totals		6-7	3.45	30	20	1	1	0	101.2	80	42	39	4	1	49-0	91	14	0	.217
MAJOR TOTALS		18-19	4.19	157	41	1	1	16	344.0	298	169	160	34	10	194-7	382	20	0	.234

MORROW — TRANSACTIONS

- Selected by the Seattle Mariners in the 1st round (5th overall) of the June 2006 First Year Player Draft
- On disabled list (right tricep tendinitis) April 24-May 9, 2009
- Traded to the Toronto Blue Jays in exchange for RHP Brandon League and OF Johermyn Chavez on December 23, 2009

GAME HIGHS — MORROW, Brandon

ML Debut	Apr. 3, 2007 vs. OAK
Innings Pitched:	
Starter	9.0 - Aug, 8, 2010 vs. TB
Reliever	3.1 - Apr. 23, 2007 at TEX
Walks:	
Starter	6 - 3 times, last May 10, 2010 at BOS
Reliever	4 - Jun. 11, 2007 at CLE
Strikeouts:	
Starter	17 - Aug. 8, 2010 vs. TB
Reliever	4 - May 12, 2008 at TEX
Hits Allowed	9 - July 4, 2010 at NYY
Runs Allowed	7 - Apr. 14, 2010 vs. CWS
ER Allowed	7 - Apr. 14, 2010 vs. CWS
HR Allowed	3 - 2 times, July 5, 2009 at BOS
Low Hit CG	1 - Aug. 8, 2010 vs. TB
Last Win	Aug. 28, 2010 vs. DET
Last Save	May 10, 2009 at MIN
Last CG	Aug. 8, 2010 vs. TB
Last ShO	Aug. 8, 2010 vs. TB
Last Start	Sept. 3, 2010 at NYY
Last Relief App.	Jun. 9, 2009 at BAL
Longest Win Streak	5G - July 17-Aug. 28, 2010
Longest Losing Streak	4G - 2 times, last Apr. 7-Jul. 10, 2009
Scoreless Innings Streak	18.2 - Apr. 20-Jun. 8, 2007

FIELDING

MORROW, Brandon — P

Year	PCT	G	PO	A	E	TC	DP
2007	1.000	60	1	2	0	3	0
2008	1.000	45	1	2	0	3	0
2009	1.000	26	5	7	0	12	1
2010	1.000	26	4	12	0	16	2
Total	1.000	157	11	23	0	34	3

BRANDON MORROW — MILESTONES

Category		Date	Opponent	Notes
Start	1	Sept. 5, 2008	New York (AL)	Won - 7.2 IP, H, ER, 3BB, 8K
Win	1	Apr. 23, 2007	at Texas	Relief - 3.1 IP, H, ER, 2BB, 2K
Save	1	June 11, 2008	at Toronto	1.0 IP, 2K
ShO (1)	1	August 8, 2010	Tampa Bay	9.0 IP, H, 2BB, 17K
10+ Strikeout Games (2)				
	1	August 8, 2010	Tampa Bay	17 strikeouts
	2	August 23, 2010	New York (AL)	12 strikeouts

PROFESSIONAL CAREER:

2006: Began pro career with Peoria, appearing in seven games, four starts… Limited opponents to a .227 average (10-44), including a .158 clip vs. lefties… Tossed seven consecutive scoreless innings to start his career from July 5-Aug. 2… Transferred to Inland Empire on Aug. 31, appearing in one game.

2007: Made **Major League debut** April 3 vs. Oakland with 1.0 scoreless IP… Became the 3rd player from the 2006 draft class to pitch in the Majors (Andrew Miller, DET; Joe Smith, NYM)… Became just the 7th player in Mariners history to make his ML debut the year after he was drafted…went 3-4, 4.12 (29 ER, 63.1 IP) in 60 appearances… Struck out 66 and walked 50… Held opposing hitters to a .243 (56x230) batting average, including .221 (31x140) vs. right-handed batters… Set club rookie record with 18 holds, breaking old record of 13 set by Ed Vande Berg in 1982… 4th-most appearances by a rookie reliever in club history (60) and 5th-most strikeouts (66)… Among AL rookie relievers, ranked 2nd in strikeouts (66), 3rd in appearances (60) and 4th in ERA (4.12)… Earned first ML win April 23 at Texas, allowing one hit in career-high 3.1 IP… Recorded 18.2 consecutive scoreless innings April 20-June 8… During streak went 2-0 while holding opposing batters to a .103 (6-58) average… Also recorded scoreless streak of 17.0 IP over 15 outings July 17-Aug. 24 (23 strikeouts/7 walks)… Started his career 3-0, 1.80 (5 ER, 25.0 IP) through June 13 (first 22 appearances)… Over final 38 appearances, went 0-4, 5.63 (24 ER, 38.1 IP)... Held opponents scoreless in 44 of 60 outings… Made the big league club out of spring training after going 0-1, 1.08 ERA (1 ER/8.1 IP) in six Cactus League appearances.

MOST STRIKEOUTS IN A 1-HITTER (AMONG ML SINCE 1952)

Kerry Wood (CHC)	May 6, 1998 vs. HOU	20-SO
Brandon Morrow (TOR)	**Aug. 8, 2010 vs. TB**	**17-SO**
Pedro Martinez (BOS)	Sept. 10, 1999 vs. NYY	17-SO
Curt Schilling (ARI)	Apr. 7, 2002 vs. MIL	17-SO
Nolan Ryan (CAL)	July 9, 1972 vs. BOS	16-SO
Nolan Ryan (TEX)	Apr. 26, 1990 vs. CWS	16-SO

2008: Saw action as a reliever (40 games) and starter (5 games) in his second season in the Majors… Combined to go 3-4 with 10 saves and a 3.34 ERA (24 ER, 64.2 IP)... In 40 relief appearances, went 1-2 with 10 saves and a 1.47 ERA (6 ER, 36.2 IP)… Relief ERA ranked 2nd-lowest in club history (min. 30.0 IP), trailing only J.J. Putz (1.38 in 2007)... Held opponents to a .143 average as a reliever (18x126), T2nd-lowest in club history (min. 30.0 IP)… Also averaged 11.54 K/9.0 IP, 6th-highest in club history as a reliever… Overall, held opponents to a .174 average (40-230), 5th-lowest in club history (min. 50.0 IP)... Made first Major League start in 101st career appearance, Sept. 5 vs. New York… Allowed one hit, one run and struck out 9 in 7.2 innings… No-hit the Yankees through 7.2 innings, becoming the first player in more than 40 years to take a no-hitter that far into a game in his first career start… Boston's Billy Rohr went 8.2 innings without allowing a hit on Opening Day in 1967 at Yankee Stadium (4/14/67)… Joined Juan Marichal (1960), Rudy May (1965) and Steve Woodward (1997) as the only players since 1900 to pitch at least 7.2 innings, allow one hit and strike out at least 8 in their first ML start... Notched first career save June 11 at Toronto… Held opponents to a .036 batting average (2-55) with 23 strikeouts in 17-game stretch from May 27-July 9… Recorded career-high 17.2 consecutive scoreless innings during stretch, the longest streak by a Mariners pitcher in 2008... Missed five games (back spasms) June 20-24 (at ATL & at NYM)… Optioned to Tacoma (AAA) on Aug. 5 to begin transition to become a starting pitcher… Opened the season at West Tennessee (AA)… Recalled from minors on April 17 and made season debut that night at Oakland.

2009: Began season as the closer and converted first six save opportunities to begin the season, April 9-May 10… Had 1.29 ERA (1 ER, 7.0 IP) in first 7 relief appearances... Placed on 15-day disabled list with biceps tendintis in right arm, April 24-May 9… Allowed eight earned runs in 3.2 innings in first games off the DL... Pitched out of the pen in non-closer role, May 18-June 9 (0-0, 3.60)... Moved into the starting rotation and made six starts June 13-July 10 (0-1, 4.55)... Recorded 1st win of the season, Sept. 12 at Texas... Limited opponents to a .248 (66x266) avg, including a .212 (25-118) clip vs. RH batters... Optioned to Tacoma July 11 and recalled back to Seattle on Sept. 9.

MOST STRIKEOUTS IN A GAME (BLUE JAYS HISTORY)

Roger Clemens	18-SO	Aug. 25, 1998 vs. KC
Brandon Morrow	**17-SO**	**Aug. 8, 2010 vs. TB**
Roger Clemens	16-SO	July 12, 1997 at BOS
Roger Clemens	15-SO	Sept. 21, 1998 vs. BAL
Roger Clemens	15-SO	Aug. 15, 1998 vs. ANA

PATTERSON, Corey

OUTFIELDER

16

NON-ROSTER

Birthdate . . . . . August 13, 1979
Opening Day Age 31
Birthplace. . . . . .Atlanta, GA
Residence . . . . . .Atlanta, GA
Bats/Throws . . . . . L/R
Height/Weight 5-10/180
Contract Status . . . . . signed thru 2011
M.L. Service 8.083

PERSONAL: Donald Corey Patterson (Corey)... A 1998 graduate of Harrison (GA) High in Kennesaw... Led Harrison to Georgia state championship as a senior (.528, 22 home runs, 61 RBI, 38 stolen bases, 38 games) and was honored as a Baseball America and USA Today first-team All-America... Was also USA Baseball's Amateur Player of the Year as a senior... In April 1998, was Sports Illustrated's Old Spice Athlete of the Month... Participated in the '97 Pan Am Championships in Brazil... Father, Don, was a defensive back with the Detroit Lions ('79) and New York Giants ('80)... Younger brother, Eric, has played in 89 big league games with the Cubs (2007) and A's (2007-09).

LAST SEASON: Hit .368 with a .419 OBP and .491 SLG in15 games at Norfolk (AAA) before having contract selected May 12... **BACK TO THE BIGS:** In his second game with the Orioles, May 13 vs. SEA, homered and threw out Josh Wilson at the plate to end the game... Hit safely in 14 of 15 games from June 25 - July 11, batting .358... **NO TIME LIKE THE PRESENT:** Hit a game-tying grand slam, the first of his career in the top of nine off Neftali Feliz, July 9 at TEX as part of a season-high 4-hit, 5-RBI game... Aug. 10 hit a home run off left-hander Tony Sipp at CLE, marking his first vs. a left-hander since Aug. 13, 2008... **PREFERS THE RIGHTIES:** Hit .292 vs. RH pitchers as opposed to .207 vs. LH pitchers... Batted .289 before the All-Star Break and .234 after the break... Batted .310 with RISP and .324 with RISP/2 outs... **ALL-TIME O's MARK:** Became just the 8th Oriole to have at least three seasons with 20 or more steals in a year, joining Brian Roberts, Brady Anderson, Don Baylor, Al Bumbry, Luis Aparicio, Paul Blair and Alan Wiggins.

COREY PATTERSON

Numbers in bold – career high

Year	Club & League	AVG	G	AB	R	H	2B	3B	HR	RBI	SH-SF	HP	BB-IBB	SO	SB-CS	SLG	OBP	OPS
1999	Lansing (Mid)	.320	112	475	94	152	35	17	20	79	0-4	5	25-1	85	33-9	.592	.358	.950
2000	West Tenn (Sou)	.261	118	444	73	116	26	5	22	82	0-7	10	45-5	115	27-14	.491	.338	.829
	CHICAGO (NL)	.167	11	42	9	7	1	0	2	2	1-0	1	3-0	14	1-1	.333	.239	.572
2001	Iowa (PCL)	.253	89	367	63	93	22	3	7	32	3-3	1	29-0	65	19-8	.387	.308	.695
	CHICAGO (NL)	.221	59	131	26	29	3	0	4	14	2-3	3	6-0	33	4-0	.336	.266	.602
2002	CHICAGO (NL)	.253	153	592	71	150	30	5	14	54	4-5	8	19-1	142	18-3	.392	.284	.676
2003	CHICAGO (NL)	.298	83	329	49	98	17	**7**	13	55	0-2	1	15-2	77	16-5	.511	.329	.840
2004	CHICAGO (NL)	.266	**157**	631	**91**	**168**	**33**	6	**24**	**72**	5-1	5	**45**-7	**168**	32-9	.452	.320	.772
2005	Iowa (PCL)	.297	24	91	16	27	4	0	5	12	1-0	2	8-1	19	6-1	.505	.366	.871
	CHICAGO (NL)	.215	126	451	47	97	15	3	13	34	5-1	1	23-3	118	15-5	.348	.254	.602
2006	BALTIMORE (AL)	.276	135	463	75	128	19	5	16	53	8-1	5	21-5	94	**45**-9	.443	.314	.757
2007	BALTIMORE (AL)	.269	132	461	65	124	26	2	8	45	13-4	4	21-1	65	37-9	.386	.304	.690
2008	Louisville (Int)	.409	5	22	3	9	2	0	0	0	0-0	0	1-0	5	1-1	.500	.435	.935
	CINCINNATI (NL)	.205	135	366	46	75	17	2	10	34	5-4	1	16-0	57	14-9	.344	.238	.582
2009	Syracuse (Int)	.274	84	263	30	72	16	1	7	40	3-0	4	13-0	65	14-5	.422	.318	.740
	Nashville (PCL)	.331	29	124	24	41	12	3	5	22	1-2	0	8-1	25	7-3	.597	.366	.963
	WASHINGTON (NL)	.133	5	15	0	2	0	0	0	0	0-0	0	0-0	6	2-0	.133	.133	.266
	MILWAUKEE (NL)	.071	11	14	0	1	0	0	0	0	1-0	0	0-0	7	0-1	.071	.071	.142
2010	Norfolk (INT)	.368	14	57	6	21	5	1	0	2	0-0	0	5-0	8	3-3	.491	.419	.910
	BALTIMORE (AL)	.269	90	308	43	83	16	1	8	32	10-1	1	20-2	75	21-4	.406	.315	.721
Minor Totals		.288	475	1843	309	531	122	30	66	269	8-16	22	134-8	387	110-44	.494	.341	.835
AL TOTALS		.272	357	1232	183	335	61	8	32	130	31-6	10	62-8	234	103-22	.412	.311	.723
NL TOTALS		.244	740	2571	339	627	116	23	80	265	23-16	20	127-13	622	102-33	.400	.283	.683
MAJOR TOTALS		.253	1097	3803	522	962	177	31	112	395	54-22	30	189-21	856	205-55	.404	.292	.696

HOME RUN BREAKDOWN

			ONE GAME									
Total	H	A	2	3	4	GS	LO	XN	IP	PH	RHP	LHP
112	59	53	6	0	0	1	4	5	1	1	85	27

PATTERSON — TRANSACTIONS

- Selected by the Chicago Cubs in the 1st round (3rd overall) of the 1998 First Year Player Draft
- On disabled list (torn meniscus and torn ACL of left knee) July 7-remainder of season, 2003
- Traded to the Baltimore Orioles in exchange for LHP Carlos Perez and INF Nate Spears on January 9, 2006
- Signed by the Cincinnati Reds on March 5, 2008
- Signed by the Washington Nationals on December 18, 2008
- Signed by the Milwaukee Brewers on August 1, 2009
- Signed by the Seattle Mariners on December 4, 2009
- Signed by the Baltimore Orioles on April 21, 2010
- Signed by the Toronto Blue Jays on December 21, 2010

GAME HIGHS — PATTERSON, Corey

ML Debut	Sept. 18, 2000 at MIL	**RBI**	7 - Mar. 31, 2003 at NYM
Runs	3 - 12 times, last May 17, 2010 vs. KC	**Stolen Bases**	3 - May 27, 2007 vs. OAK
Hits	5 - 2 times, last Jul. 22, 2006 at TB	**Last ML Home Run**	Sept. 5, 2010 vs. TB
Doubles	2 - 13 times, last Apr. 9, 2008 at MIL	**Longest Hitting Streak**	11G - 2 times, last Jun. 20-Jul. 2, 2004
Home Runs	2 - 6 times, last May 30, 2006 vs. TB	**Longest Hitless Streak**	24AB - May 20-Jun. 6, 2008

FIELDING

PATTERSON, Corey — OF

Year	PCT	G	PO	A	E	TC	DP
2000	.963	11	26	0	1	27	0
2001	.976	54	82	0	2	84	0
2002	.990	147	303	5	3	311	1
2003	.975	82	152	3	4	159	1
2004	.997	157	324	8	1	333	5
2005	.980	122	239	6	5	250	2
2006	.989	134	345	7	4	356	4
2007	.990	132	281	8	3	292	1
2008	.988	124	242	3	3	248	1
2009	1.000	8	12	0	0	12	0
2010	.966	64	138	4	5	147	1
Total	.986	1035	2144	44	31	2219	16

COREY PATTERSON — MILESTONES

Category		Date	Opponent	Pitcher	Notes
Game	500	May 17, 2005	at Pittsburgh	--	as CF
	1000	Sept. 8, 2009	St. Louis	--	as CF
Hit	1	Sept. 19, 2000	at Milwaukee	Acevedo	Home Run
	500	May 26, 2005	Colorado	Fuentes	Single
Home Run	1	Sept. 19, 2000	at Milwaukee	Acevedo	Home Run
	100	June 21, 2008	at New York (AL)	Veras	7th inning
Multi-Homer Game (6)					
	6	May 30, 2006	Tampa Bay	Harper, Orvella	1R, 1R
Leadoff HR (4)	1	Apr. 28, 2002	Los Angeles (NL)	Ishii	--
	2	June 20, 2002	Texas	Valdez	--
	3	Aug. 29, 2004	Houston	Hernandez	--
	4	May 7, 2005	Philadelphia	Lieber	--
Walkoff HR (3)	1	Aug. 25, 2004	Milwaukee	Vizcaino	9th inning
	2	Sept. 14, 2004	Pittsburgh	Meadows	12th inning
	3	Apr. 27, 2005	Cincinnati	Belisle	9th inning
Grand Slam (1)	1	July 9, 2010	at Texas	Feliz	9th inning
Pinch Hit (1)	1	Sept. 9, 2009	Montreal	Armas	7th inning
Inside the Park	1	Sept. 24, 2000	St. Louis	Benes	7th inning
Extra Inning (5)	1	May 15, 2003	at Milwaukee	Kieschnick	17th inning
	2	Aug. 18, 2004	at Milwaukee	Phelps	11th inning
	3	Sept. 7, 2004	Montreal	Horgan	12th inning
	4	Sept. 14, 2004	Pittsburgh	Meadows	12th inning
	5	Sept. 14, 2008	at Arizona	Rauch	10th inning
RBI	1	Sept. 19, 2000	at Milwaukee	Acevedo	Home Run
Stolen Base	1	Oct. 1, 2000	at Pittsburgh	Williams C-Kendall	2nd base
	100	May 23, 2006	at Seattle	Sherrill C-Johjima	2nd base
	200	July 5, 2010	at Detroit	Oliver C-Avila	3rd base

PROFESSIONAL CAREER:

2000: Corey saw his first big league action in September after spending the minor league campaign playing for West Tenn (AA) ... In 11 games for the Cubs, he went 7-for-42 with a pair of homers... Made his **Major League debut** Sept. 18 at Milwaukee, going 0-for-3 ... Next day, recorded his first big league hit -- a 7th-inning game-tying homer off Milwaukee's Juan Acevedo... His second home run was of the inside-the-park variety, Sept. 24 at Wrigley Field off St. Louis' Alan Benes... At West Tenn, he was a midseason and postseason Southern League all-star... Also played in the Major League Futures Game as part of the Atlanta All-Star Game festivities... Led West Tenn with 22 homers and 82 RBI, ranking 2nd in league in home runs..Hit .366 in 10 postseason games with 8 extra-base hits (including 2 homers) and 5 RBI... Was named the league's top prospect by Baseball America and was chosen to the Howe Sportsdata all-prospect team.

2001: Split the year between the Cubs and Iowa (AAA), appearing in 59 major league games and 89 Triple-A contests... Was in the majors June 29-July 28 and August 15 through the end of the season... Hit his first Cubs homer of the campaign July 18, a 2-run shot off Pittsburgh's Todd Ritchie at PNC Park ... His second roundtripper was a game-winning 2-run shot off Houston's Roy Oswalt July 23... Recorded his first M.L. 4-hit game October 3 vs. Cincinnati, going 4-for-5 with 2 runs

scored... In 89 games for Iowa, he batted .253 with 22 doubles, 7 homers, 32 RBI and 19 stolen bases ... Had 25 multi-hit affairs.

2002: Spent his first full season in the majors, leading the Cubs in games, at-bats (592), singles (101), doubles and steals (18) and tied for the team lead in triples... Had 42 multi-hit games and 11 multi-RBI affairs... Laid down nine of the Cubs' 17 bunt hits and had 14 of the club's 76 infield hits... Was successful in 18 of his 21 stolen-base attempts...Opened the season by hitting .353 in his first 13 games (18-51) ... Made his first Opening Day start April 1 at Cincinnati, going 2-for-3 with a triple, 1 RBI and 1 run scored... In the Cubs' second contest April 3, he went 3-for-4 with 4 RBI in a 10-3 victory over the Reds ... Had another 4-RBI affair June 28 against the White Sox... Had a career-high 10-game hitting streak July 28-August 8, going 16-for-46 (.348). made 55 starts out of the leadoff spot -- and had a pair of game-opening homers (April 28 off Los Angeles' Kazuhisa Ishii and June 20 off Texas' Ismael s)... Batted solely out of the leadoff spot in his April 23-June 2 starting assignments (31 starts) ... In those games, he hit .292 (40-137). his 7th-inning infield single on Apri. 26 was the only hit Los Angeles' Odalis Perez surrendered in his 1-hitter of the Cubs... His 7th-inning RBI bunt double proved to be the game-winning hit in the Cubs' 8-3 victory at Los Angeles May 3... Had the first 2-homer game of his big league career August 11 at Colorado, hitting both a solo shot and a 2-run homer off Denny Stark... Recorded his second career 4-hit game August 20 at Houston, going 4-for-6 with a triple, 3 RBI, 2 stolen bases and 2 runs scored... Hit his first career pinch homer Sept. 9 off Montreal's Tony Armas... Went 21-for-112 over his final 33 games ... During his previous 25 contests, he had hit .321 (34-106) with 5 homers and 8 doubles.

2003: Was having an All-Star caliber first half when his season was cutshort due to a left knee injury... In 83 games, batted .298 with 17 doubles, 7 triples, 13 home runs, a career-high 55 RBI and 16 stolen bases... On July 6 vs. St. Louis, injured his knee when he stepped awkwardly on first base, beating out an infield hit... MRI revealed atorn anterior cruciate ligamentand torn meniscus... Underwent surgery July 23 (Dr. Richard Steadman)... Was the Cubs' Opening Day starter in centerfield for the second straight year, going 4-for-6 witha pair of home runs and seven RBI ... Was his second career 2-home run game... The seven RBI - a clubrecord for Opening Day - were the most by any major leaguer in a season-opening contest since Minnesota's Brant Alyea in 1970... All four hits came off left-handers ... Had a pair ofrun-scoring singles off Tom Glavine - andboth a 2-run and a 3-run homeroff Mike Bacsik... Ended April with a team-high and personal one month-high 22 RBI... Had a career-high 11-game hitting streak May 6-May19 (17-46, .370)... Hit a game-winning 2-run,17th-inning home, a contest in which hewent 3-for-5 after entering thegame in the 8th inning.

2004: Rebounded from a 2003 season-ending ACL injury, hitting .266 with a career-high 24 homers and career-high 72 RBI... Also set career marks in games (157), doubles (33) and stolen bases (32) it was his first career 20/20 season... Fielded at a career-best .997 clip, committing one error in 333 total chances and turning five double plays... Hit safely in 11 straight games June 20-July 2, tying a career high... Homered into McCovey Cove on August 7 in San Francisco, becoming the seventh opposing player to do so since SBC Park opened in 2000... Recorded his first career 5-hit game April 21 at Pittsburgh... Made his third career Opening Day start and homered on Opening Day for the second year in a row.

2005: Struggled throughout the season and saw his first AAA action since 2001... Started the season by hitting safely in his first 9 games, batting .310 (13-42) with 5 RBI... Was the Cubs' leadoff batter at the start of the season... Went 3-for-5 with 2 RBI on Opening Day at Arizona...In four Opening Day games for the Cubs, went 10-for-17 (.588) with a triple, three home runs, 11 RBI and four walks... Hit a game-winning home run off Cincinnati's Matt Belisle for an 8-7 Cubs win on Apr. 27... Led off the game with a home run on May 7 at PHI off Jon Lieber... Was his 3rd career leadoff homer... Was batting .232 when he was optioned to AAA Iowa on July /8... Batted .467 (7-15) with two home runs in four games batting leadoff for Iowa... Returned to the Cubs on Aug. 9 and batted .175 (24-137) with nine extra-base hits and 10 RBI in his final 43 games... Hit his 12th home run on Aug.14 vs. St. Louis, a 2-run shot that put the Cubs ahead for good... Was his first homer of the season with a runner on base.

2006: In his first year with the Orioles, increased his batting average by 61 points over the previous season... Had a career-high 45 stolen bases, tied for 3rd in the American League with Seattle's Ichiro Suzuki... His 83.3 percentage success rate (45 of 54) was 7th in the league... Joined Luis Aparicio (57 & 40), Al Bumbry (44 & 42) and Brady Anderson (53) as the only players to steal 40 or more bases in a season for the Orioles... Stole bases in a club record nine straight games, May 25-June 7... Was the longest stretch in the majors since New York's Rickey Henderson had steals in nine consecutive games in 1986... Was successful on 26 of his first 27 stolen base attempts of the season... Led the AL with 17 bunt hits and was 7th in the league with 28 infield hits, according to STATS, Inc... Did not ground into a double play in 499 plate appearances, the 6th highest total without a GIDP in the last 73 seasons, according to STATS, Inc... Came to the plate in 100 GIDP situations without hitting into one, most in the Majors.. Went 5-for-5 with two doubles, two RBI and a stolen base on July 22 at Tampa Bay, matching his career high for hits in a game... Missed 15 games with a sprained AC joint in his right shoulder after hitting the wall while making a catch on August 29 at Texas... Batted .301 versus right-handed pitchers...Hit .207 against left-handed pitchers, the 3rd lowest average in the American League.

2007: Played in 132 games and started 118 games in CF... Missed the last 24 games of the season after suffering a sprained left ankle on September 5 at Tampa Bay... Led the American League with 13 sacrifices and 12 bunt base hits and was 5th in the league with 26 infield hits... Tied for 4th in the AL with 37 stolen bases... Stole home on May 23 vs. Toronto as part of a double-steal, the first steal of home by an Oriole since Chris Richard, 8/31/01 vs. Seattle... Hit safely in 39 of 49 games after the All-Star break, batting .313 (63-201)... Grounded into a double play on May 12 at Boston for the first time since Sept. 27, 2005, a span of 174 games and 612 at-bats... Set a career high with 3 stolen bases on May 27 vs. Oakland.

2008: Returned to the NL, spending vast majority of season with Cincinnati... Started team-high 82 games in CF... Led the Reds with 10 bunt hits... Hit 100th career homer via 2-run shot, June 21 at NYY... Struck out career-low 57 times.

2009: Split the season between the Washington Nationals and Milwaukee Brewers organizations... Saw action in 16 ML games with the Nationals (5 G) and Brewers (11 G)... Started the season with Syracuse (AAA) in the International League... Batted .274 with seven home runs, 40 RBI and 14 stolen bases... Had contract selected on June 13 and made season debut with the Nationals that night vs. the Rays... Sent to the minors on June 19 and released by the Nationals on July 29... Signed a minor league contract with the Brewers on Aug. 2 and reported to Nashville (AAA)... Hit .331 with 24 runs, 12 doubles, three triples, five home runs and 22 RBI in 29 games with the Sounds... Was a September call-up for the Brewers and saw action in 16 games.

PEREZ, Luis

PITCHER

47

Birthdate . . . . . January 20, 1985
Opening Day Age 26
Birthplace. . . . . Guayubin, DR
Residence . . . . . Montechristy, DR
Bats/Throws . . . . . L/L
Height/Weight 6-0/160
Contract Status . . . . . signed thru 2011
M.L. Service 0.000

PERSONAL: Luis Manuel Gonzalez Perez... Married with one child... Signed with the Toronto Blue Jays as a non-drafted free agent in July of 2003.

LAST SEASON: Began the season at New Hampshire of the Eastern League (AA), holding AA hitters to a .246 average in 13 appearnces… **QUICK START:** Was solid early on, making five appearances (four starts), in April, going 2-1 with a 2.36 ERA… Held opponents to a .135 average over that span… Picked up Eastern League Pitcher of the Week honours ending April 19… Tossed a complete game in his final outing for the Fisher Cats before a promotion to Las Vegas of the Pacific Caost league (AAA) in mid June… **VEGAS BOUND:** Spent the balance of the season with the 51s, making 15 starts… Picked up the win in his AAA debut on June 16, allowing only three hits in five innings… As he did in New Hampshire, tossed a complete game in his final start with Las Vegas, this time picking up the win.

LUIS PEREZ

Numbers in bold – career high

Year	Club & League	W-L	ERA	G	GS	CG	ShO	SV	IP	H	R	ER	HR	HB	BB-IBB	SO	WP	BK	OBA
2005	Toronto (DSL)	2-3	4.96	12	11	0	0	0	52.2	42	37	29	3	6	28-0	68	6	0	.206
2006	Toronto (DSL)	4-0	1.38	14	14	0	0	0	85.0	47	19	13	0	7	23-0	107	7	0	.158
2007	Auburn (NYP)	3-3	3.70	16	16	0	0	0	75.1	73	37	31	1	9	38-0	71	4	1	.252
2008	Lansing (Mid)	5-12	3.60	28	23	0	0	0	137.1	136	68	55	4	16	51-0	137	6	7	.264
2009	New Hampshire (East)	9-11	3.55	28	27	2	0	0	162.1	145	78	64	11	13	67-2	112	6	0	.239
2010	New Hampshire (East)	5-6	4.54	13	12	1	0	0	73.1	67	43	37	6	4	37-0	49	4	1	.246
	Las Vegas (PCL)	5-5	6.13	15	15	1	0	0	86.2	107	66	59	5	12	47-0	56	7	3	.305
Minor Totals		33-40	3.85	126	118	4	0	0	672.2	617	348	288	30	67	291-2	600	40	12	.243

PEREZ- TRANSACTIONS

- Signed as a non-drafted free agent by the Toronto Blue Jays on July 30, 2003

PROFESSIONAL CAREER:

2005-06: Spent 2005 and 2006 in the Dominican Summer League, earning Player-of-the-Year honours in 2006.

2007: After two seasons in the Dominican league, made 16 starts with Auburn (A) of the short-season New York-Penn League... Picked up his first win June 28, going eight innings, a season high... Allowed three or fewer runs in all but one start... Fanned seven or more on four occasions, collecting 71 in 75.1 innings... Allowed only one home run, coming in his final start of the season.

2008: Spent the season with Lansing (A) of the Midwest League, making 28 appearances (23 starts)... Led the Lugnuts, in innings pitched (137.1), strikeouts (137), walks (51) and losses (12)... Was 2-0 with a 1.42 ERA in six June starts, leading to a Midwest League All-Star nod... The spectacular June earned him Minor League Pitcher of the Month honours for the club... Made 20 straight starts to end the season... Was 0-2 with a 3.00 ERA in five relief appearances.

2009: Spent the entire season at New Hampshire (AA) of the Eastern league, his first at the AA level... Was tied for the Estearn League lead in starts (27), also finishing 2nd in innings pitched (162.1), 4th in strikeouts (112), 4th in ERA (3.55) and T-9th in wins (9)... Participated in the 11th annual XM Satellite Radio All-Star Futures Game, representing the World Team... Allowed three runs or less in 20 of 27 starts, adding 14 quality starts... Recorded the first two complete games of his career, one on May 6 and the other on July 28... Held Eastern League hitters to a .239 average.

OVER UNDER

In 2009, the Jays became the first American League Club since the 1918 Chicago White Sox & just the 8th Major League Club, all time, to finish a season at least 10 games below the .500 mark while scoring more runs than they had allowed.

Year	Club	Record	Run Differential
1907	Cincinnati Reds	66-87	526+/519- (7)
1918	Chicago White Sox	57-67	457+/446- (11)
1953	New York Giants	70-84	768+/747- (21)
1972	San Francisco Giants	69-86	662+/649- (13)
1980	St. Louis Cardinals	74-88	738+/710- (28)
1984	Pittsburgh Pirates	75-87	615+/567- (48)
2001	Colorado Rockies	73-89	923+/906- (17)
2009	Toronto Blue Jays	75-87	798+/771- (27)

PODSEDNIK, Scott

OUTFIELDER

30

NON-ROSTER

Birthdate . . . . . March 18, 1976
Opening Day Age 35
Birthplace. . . . . West, TX
Residence . . . . . Dallas, TX
Bats/Throws . . . . . L/L
Height/Weight 6-0/187
Contract Status . . . . . signed thru 2011
M.L. Service 8.035

PERSONAL: Scott Eric Podsednik... Married with one child... Graduated from West (Texas) High in 1994... Received scholarship offers from the University of Texas, Texas A&M and TCU to run the 200-meter dash and hurdles.

LAST SEASON: In 134 combined games, batted .297 with 35 steals, 63 runs, six home runs and 51 RBI... Spent most fo season with Kansas City... Had three four-hit games with the Royals and collected hits in 15 of 16 games in April... Was acquired from Kansas City on July 28 for minor league catcher Lucas May and RHP Elisaul Pimentel and became the Dodgers' everyday left fielder... **STREAKING:** Batted .380 (19-for-50) during a 12-game hitting streak from Aug. 3-15 after a career-long 15-game hitting streak from July 9-28 with Kansas City... For the season, batted .317 with runners in scoring position and .333 with runners on base... Stole five bases with the Dodgers, including his 300th career stolen base on Aug. 8 vs. WSH... **VS. RIGHTIES:** Batted .300 vs. right-handed pitching with 23 of his 27 extra base hits, including all seven triples and six hiome runs... Had four three-hit games with Los Angeles and 12 overall... Shut down following the Sept. 9 game at Houston with plantar fasciitis.

SCOTT PODSEDNIK

Numbers in bold – career high

Year	Club & League	AVG	G	AB	R	H	2B	3B	HR	RBI	SH-SF	HP	BB-IBB	SO	SB-CS	SLG	OBP	OPS
1994	Rangers (GCL)	.227	60	211	34	48	7	1	1	17	2-3	3	41-0	34	18-4	.284	.357	.641
1995	Hudson Valley (NYP)	.266	65	252	42	67	3	0	0	20	1-2	1	35-3	31	20-6	.278	.355	.633
1996	Brevard County (FSL)	.261	108	383	39	100	9	2	0	30	7-0	3	45-0	65	20-10	.295	.343	.638
1997	Kane County (Mid)	.277	135	531	80	147	23	4	3	49	14-3	3	60-2	72	28-11	.352	.352	.704
1998	Tulsa (TEX)	.240	17	75	9	18	4	1	0	4	0-0	0	6-0	11	5-2	.320	.296	.616
	Charlotte (FSL)	.285	81	302	55	86	12	4	4	39	4-6	0	44-0	32	26-8	.391	.369	.760
1999	Rangers (GCL)	.412	5	17	6	7	2	0	0	5	0-0	0	2-0	3	1-0	.529	.474	1.003
	Tulsa (TEX)	.155	37	116	10	18	4	0	0	1	2-0	0	5-0	13	6-2	.190	.190	.380
2000	Tulsa (TEX)	.249	49	169	20	42	7	2	2	13	1-2	1	30-1	33	19-4	.349	.361	.710
2001	Tacoma (PCL)	.290	66	269	46	78	15	4	3	30	4-0	2	13-0	46	12-5	.409	.327	.736
	SEATTLE (AL)	.167	5	6	1	1	0	1	0	3	0-0	0	0-0	1	0-0	.500	.167	.667
2002	Tacoma (PCL)	.279	125	438	63	122	25	6	9	61	4-11	9	43-5	70	35-13	.425	.347	.772
	SEATTLE (AL)	.200	14	20	2	4	0	0	1	5	0-1	0	4-0	6	0-0	.350	.320	.670
2003	MILWAUKEE (NL)	.314	**154**	558	**100**	**175**	**29**	**8**	9	**58**	8-2	4	56-2	91	43-10	.443	.379	.822
2004	MILWAUKEE (NL)	.244	**154**	640	85	156	27	7	**12**	39	6-1	7	**58**-2	**105**	**70**-13	.364	.313	.677
2005	Charlotte (Int)	.222	2	9	2	2	2	0	0	1	0-0	0	0-0	2	0-0	.444	.222	.666
	CHICAGO (AL)	.290	129	507	80	147	28	1	0	25	6-5	3	47-0	75	59-23	.349	.351	.700
2006	CHICAGO (AL)	.261	139	524	86	137	27	6	3	45	8-4	2	54-1	96	40-19	.353	.330	.683
2007	Charlotte (Int)	.288	20	73	12	21	5	0	1	6	0-2	2	10-0	15	2-3	.397	.379	.776
	CHICAGO (AL)	.243	62	214	30	52	13	4	2	11	4-0	4	13-0	36	12-5	.369	.299	.668
2008	C. Springs Sky (PCL)	.438	4	16	2	7	0	0	0	3	0-0	0	3-0	0	3-0	.438	.526	.964
	COLORADO (NL)	.253	93	162	22	41	8	1	1	15	1-1	1	16-0	28	12-4	.333	.322	.655
2009	Charlotte (Int)	.262	10	42	6	11	4	0	0	2	0-0	2	5-0	5	1-0	.357	.367	.724
	CHICAGO (AL)	.304	132	537	75	163	25	6	7	48	6-2	3	39-1	74	30-13	.412	.353	.765
2010	KANSAS CITY (AL)	.310	95	390	46	121	8	6	5	44	10-6	0	29-1	57	30-12	.400	.353	.753
	LOS ANGELES (NL)	.262	39	149	17	39	6	1	1	7	0-0	0	11-0	26	5-3	.336	.313	.649
Minor Totals		.267	784	2903	426	774	122	24	23	281	39-29	26	342-11	432	196-68	.349	.346	.695
AL TOTALS		.284	576	2198	320	625	101	24	18	181	34-18	12	186-3	345	171-72	.377	.341	.718
NL TOTALS		.272	440	1509	224	411	70	17	23	119	15-4	12	141-4	250	130-30	.387	.339	.726
MAJOR TOTALS		.279	1016	3707	544	1036	171	41	41	300	49-22	24	327-7	595	301-102	.381	.340	.721

DIVISION SERIES RECORD

Year	Club & League	AVG	G	AB	R	H	2B	3B	HR	RBI	SH-SF	HP	BB-IBB	SO	SB-CS
2005	CHICAGO (AL)	.273	3	11	3	3	1	0	1	4	0-0	2	1-0	1	1-2

LEAGUE CHAMPIONSHIP SERIES RECORD

Year	Club & League	AVG	G	AB	R	H	2B	3B	HR	RBI	SH-SF	HP	BB-IBB	SO	SB-CS
2005	CHICAGO (AL)	.294	5	17	4	5	0	1	0	0	0-0	0	6-0	5	3-1

WORLD SERIES RECORD

Year	Club & League	AVG	G	AB	R	H	2B	3B	HR	RBI	SH-SF	HP	BB-IBB	SO	SB-CS
2005	CHICAGO (AL)	.286	4	21	2	6	0	2	1	2	0-0	0	0-0	4	2-0

ALL STAR GAME RECORD

Year	Club & League	AVG	G	AB	R	H	2B	3B	HR	RBI	SH-SF	HP	BB-IBB	SO	SB-CS
2005	AL at DET (AL)	-	1	0	0	0	0	0	0	0	0-0	0	0-0	0	0-0

HOME RUN BREAKDOWN

			ONE GAME									
Total	H	A	2	3	4	GS	LO	XN	IP	PH	RHP	LHP
41	17	24	3	0	0	1	6	0	1	1	33	8

PODSEDNIK — TRANSACTIONS

- Selected by the Texas Rangers in the 3rd round of the 1994 First Year Player Draft
- Traded to the Florida Marlins as a player to be named later in exchange for RHP Bobby Witt on August 8, 1995
- Selected by the Texas Rangers in the minor league phase of the Rule 5 Draft on December 15, 1997
- Signed by the Seattle Mariners on November 7, 2000
- Claimed on waivers by the Milwaukee Brewers on October 11, 2002
- Traded to the Chicago White Sox along with RHP Luis Vizcaino and 1B Travis Hinton in exchange for OF Carlos Lee on December 13, 2004
- On disabled list (strained left abductor) August 13-29, 2005
- On disabled list (strained right abductor) April 16-June 23, 2007
- On disabled list (strained left ribcage muscle) July 2-24, 2007
- Signed by the Colorado Rockies on February 4, 2008
- On disabled list (non-displaced fracture of left pinkie finger) July 28-August 22, 2008
- Signed by the Chicago White Sox on April 14, 2009
- Signed by the Kansas City Royals on January 8, 2010
- Traded to the Los Angeles Dodgers in exchange for RHP Elisaul Pimentel and C Luke May on July 28, 2010
- Signed by the Toronto Blue Jays on February 16, 2011

GAME HIGHS — PODSEDNIK, Scott

ML Debut	July 6, 2001 at LAD	**RBI**	4 - 7 times, last Jul. 25, 2010 at NYY
Runs	4 - Aug. 24, 2003 vs. PIT	**Stolen Bases**	4 - 4 times, last May 1, 2006 at CLE
Hits	4 - 14 times, last Jun. 21, 2010 at WSH	**Last ML Home Run**	Sept. 6, 2010 at SD
Doubles	3 - Jul. 19, 2008 vs. PIT	**Longest Hitting Streak**	15G - Jul. 9-28, 2010
Home Runs	2 - 3 times, last Jul. 25, 2010 at NYY	**Longest Hitless Streak**	16AB - 2 times, last Aug. 31-Sep. 6, 2010

FIELDING

PODSEDNIK, Scott — OF

Year	PCT	G	PO	A	E	TC	DP
2001	1.000	5	3	0	0	3	0
2002	.938	11	15	0	1	16	0
2003	.992	139	345	5	3	353	1
2004	.990	153	392	5	4	401	2
2005	.989	127	274	3	3	280	1
2006	.969	135	245	4	8	257	0
2007	.966	56	110	4	4	118	1
2008	.970	45	63	1	2	66	0
2009	.992	116	257	6	2	265	2
2010	.982	130	275	0	5	280	0
Total	.984	917	1979	28	32	2039	7

SCOTT PODSEDNIK — MILESTONES

Category		Date	Opponent	Pitcher	Notes
Game	500	May 28, 2006	at Toronto	--	as a LF
	1000	Aug. 21, 2010	Cincinnati	--	as a PH
Hit	1	July 15, 2001	Arizona	Sabel	PH-triple, 3 RBI
	500	Apr. 25, 2006	at Seattle	Woods	single
	1000	July 30, 2010	at San Francisco	Romo	RBI triple
Home Run	1	Sept. 28, 2002	at Anaheim	Percival	1R
Leadoff HR (6)	6	Oct. 2, 2009	at Detroit	Jackson	--
Multi-HR Game (3)					
	1	Aug. 22, 2003	Pittsburgh	Wells (2)	1R, 2R
	2	Apr. 17, 2004	at Houston	Duckworth, Backe	1R, 1R
	3	July 25, 2010	at New York (AL)	Hughes, Chamberlain	2R, 2R
Grand Slam (1)	1	June 23, 2006	Houston	Pettitte	4th inning
Inside the Park (1)		Sept. 12, 2009	at Los Angeles (AL)	Santana	1R
Pinch Hit HR (1)		Aug. 26, 2009	at Boston	Ramirez	1R
RBI	1	July 15, 2001	Arizona	Sabel	PH-triple
Stolen Base	1	Aug. 18, 2003	at Houston	Lidge C-Ausmus	2nd base
	100	Sept. 18, 2004	at Houston	Miceli C-Chavez	2nd base
	200	July 8, 2006	Boston	Beckett C-Mirabeli	2nd base
	300	Aug. 8, 2010	Washington	Marquis C-Nieves	2nd base

PROFESSIONAL CAREER:

1999: Was limited to 42 games between Gulf Coast League Rangers and Tulsa ... Combined to hit .188 (25-133) ... Missed most of the season with a right groin strain and femoral hernia.

2000: Spent the entire season at Class AA Tulsa, hitting .249 with 19 stolen bases in 49 games.

2001: His contract was purchased from Tacoma on July 6 ... Made his **Major League debut** on July 6 at Los Angeles as a pinch runner for Ichiro Suzuki ... Hit a three-run pinch single in first major-league at-bat on July 15 vs. Arizona (off Erik Sabel) ... Made his first career start in center field on 7/18 at Kansas City, going 0-4 ... Was optioned back to the Rainiers on 7/26 ... Hit .467 with 11 RBI in 31 games with Bayamon of the Puerto Rican Winter League.

2002: Played in 14 games with Seattle ... His contract was purchased from Tacoma (AAA) on Sept. 4 ... Recorded an RBI in three straight games from Sept. 24-28 (five total) ... Hit first major-league home run on 9/28 at Anaheim (off Troy Percival) ... Was claimed by Milwaukee off waivers on 10/11.

2003: Was named NL Rookie of the Year by The Sporting News and Baseball Digest and Major League Rookie of the Year by MLB.com ... Also named to Topps All-Rookie Team ... Earned the Players Choice Award as the league's Outstanding Rookie ... Finished second to Florida's Dontrelle Willis in the BBWAA Rookie of the Year voting ... Became just the fourth rookie in major-league history since 1900 to hit .300 with 100 runs scored and 40 stolen bases, joining Jimmy Barrett (1900), Joe Jackson (1911) and Ichiro Suzuki (2001) ... Earned Milwaukee's Harvey Keunn Award for Batting Excellence and the Newcomer Award after becoming the first Brewers rookie in history to hit .300 ... Ranked second in the NL with 43 stolen bases, trailing only Florida's Juan Pierre (65) ... Led all NL rookies in average (.314), hits (175), runs scored (100), total bases (247), triples (eight), stolen bases, walks (56), multihit games (55) and on-base percentage (.379) ... Also ranked among NL rookies in doubles (2nd), slugging percentage (2nd) and extra-base hits (2nd, 46), outfield assists (T2nd, 5), RBI (T3rd, 58) and home runs (T6th) ... Batted .329 vs. right-handers and .270 vs. lefties ... Led the major leagues with a .375 (72-192) average during the day and ranked second in the NL with a .381 (40-105) with runners in scoring position ... Was 5-9 (.556) with the bases loaded ... Named the NL Rookie of the Month for August after hitting .364 with 10 doubles, 22 runs scored and 12 stolen bases in 27 contests ... Ranked sixth in the NL in average in both June (.373) and August (.364) ... Batted .336 with a .399 on-base percentage from the leadoff slot ... Was 20-50 (.400) during interleague play ... Made 123 appearances in center field, 13 in right and three in left ... Began the season as club's fifth outfielder, but moved into starting lineup on 5/13 ... Reached base safely in 47 straight games from 5/27-7/20, the second-longest streak in baseball behind San Francisco's Barry Bonds (58) ... Hit safely in career-best 14 straight games from 8/13-28, going 27-59 (.458) ... Collected first four-hit game and drove in four runs on Aug. 16 at Pittsburgh, including game-winning homer in final at-bat ... Tied club record with four runs scored on Aug. 24 at Pittsburgh ... Stole home on Aug. 30 at the Cubs, the first Brewer to accomplish the feat since Mark Loretta on 7/28/98 at St. Louis ... Stole 14 straight bases from Aug. 15-9/9 ... Hit first career lead off home run on Sept. 11 vs. Houston ... Set club rookie record with eighth triple on Sept. 27 at Houston ... Homered in final at-bat and scored 100th run on 9/28 at Houston.

2004: His 70 stolen bases led the major leagues by 11 over Tampa Bay's Carl Crawford and set a Milwaukee franchise record (Pat Listach, 54 in 1992) ... 70 steals were the most in the majors since Arizona's Tony Womack stole 72 in 1999 and were the most by an outfielder since Detroit's Brian L. Hunter stole 74 in 1997 ... Set career highs in at-bats (640), home runs (12), stolen bases and walks (58) ... Earned the Lou Brock Award as the National League's top basestealer ... Joined Paul Molitor as the only two Brewers to post consecutive seasons with 40-plus stolen bases ... Was successful in 84.3 percent of his stolen base attempts (70-83), fifth-best in the NL ... Ranked fifth in the NL with 640 at-bats and tied for ninth with seven triples ... Average fell 70 points from his rookie season ... Was successful on a club-record 23 straight stolen-base attempts to start the season ... Streak ended on May 27 vs. Los Angeles (Dave Ross) ... Also stole 18 consecutive bases from 8/21-9/28 ... Tied a club record with four stolen bases on 9/18 at Houston ... Was 14-15 in stolen base attempts vs. the Astros ... Hit four leadoff home runs, including back-to-back games on June 1-2 at Los Angeles ... Hit nine of his 12 home runs off right-handers ... Batted .274 on the road and .213 at home ... Hit .209 (24-115) with runners in scoring position ... Was hitless in seven at-bats with the bases loaded ... Opened the season with a .306 (30-98) average in April but fell to .212 (22-104) in May ... Stole a personal monthly best 18 bases in September ... Registered 44 multihit efforts, including four four-hit games ... Swiped at least two bases in a game 15 times ... Brewers were 42-29 (.592) when he scored a run and 22-61 (.265) when he did not ... Was held hitless in more than two straight games only once (three games, Aug. 21-23 ... Made first career Opening Day start on Apr. 5 at St. Louis, going 2-5 with a home run and four RBI ... Recorded second career multihomer game on Apr. 17 vs. Houston ... Matched career high with four RBI on 6/11 vs. Houston ... Posted a season-best eight game hitting streak from July 2-9 ... Signed a two-year contract extension on May 5.

2005: Hit .290 (147-507) with 28 doubles, 25 RBI and 59 stolen bases in 128 games in his first season with the White Sox ... His 59 steals were the second-highest total in franchise history behind only Rudy Law's 77 in 1983 ... Finished second in baseball in stolen bases after leading the major leagues for the majority of the season (Los Angeles' Chone Figgins, 62) ... Was caught stealing 23 times, the most in baseball ... Led the AL with 39 infield singles and 16 bunt hits ... Ranked second on the Sox in runs (80) and third in hits and doubles ... Was caught stealing in 14 of his last 23 stolen base attempts after stealing 22 in a row from 6/5-7/22 ... Swiped 52 bases in the first four months, but just seven from the beginning of August to the end of the season ... Batted .330 (33-100) vs. left-handers and .280 (114-407) off righties ... Posted a .304 (76-250) average at home ... Batted .308 (15-91) in July, .211 (12-57) in August and .337 (35-104) in September ... Led off 124 times (Sox went 81-43) ... Hit safely in a season-high 10 consecutive games on two occasions (May 12-23 and July 4-18) ... Was hitless in seven at-bats with the bases loaded ... Made 118 starts in left field and six in center ... Complied a .989 (3 E/277 TC) fielding percentage with three outfield assists ... Went 31-85 (.365) vs. the AL West ... Was named to his first All-Star Team after winning the Ameriquest American League All-Star Final Vote ... Became the first position player since Atlanta's Walt Weiss and Cleveland's Omar Vizquel in 1998 to participate in the All-Star Game without hitting a home run in the first half of the season ... His 44 steals prior to the break tied for the sixth-highest total in the major leagues since 1990 ... Sox went 28-11 when he stole a base, 9-4 when he stole two or more and 42-16 when he scored a run ... Recorded 13 games with more than one steal (32 in career) ... Had five games with three or more steals (six in career) ... Was successful on 17 of 18 attempts at stealing third base ... Recorded a season-high four hits on Sept. 28 at Detroit ... Posted a .380 on-base percentage in Sox wins and a .299 OBP in losses ... Missed five games from Apr. 13-17 with a sore right adductor ... Hit the game-winning, two-run single in the seventh inning on 4/21 at Detroit ... Reached base in all six plate appearances on 4/22 at Kansas City and tallied three steals ... Reached base safely in 21 consecutive games from Apr. 29-5/22 ... Produced a 15-game hitting streak at U.S. Cellular Field from May 1-June 3 ... His four steals on May 14 vs. Baltimore tied the club record (fifth time) and his career high (third time) ... Also surpassed Willie Harris' team-leading total from 2004 (19) against the Orioles ... Was the first player since Rickey Henderson in 1991 to record two four-steal games in one season (also May 7 at Toronto) and the first since Vince Coleman (8/86) to do it in the same month ... Hit .408 (20-49) during a 13-game home hit streak from June 19-July 18 ... Drove in the winning run with a ninth-inning fielder's choice on Aug. 10 at the Yankees ... Was on the 15-day disabled list from Aug. 15-29 with a strained left adductor ... Went 2-9 with two doubles and an RBI in

two rehabilitation games with Class AAA Charlotte ... Hit his first triple on 9/13 at Kansas City ... Batted .328 (39-119) over his final 29 games ... Underwent surgery to repair a sports hernia on Nov. 25/05 ... Hit .286 (14-49) with a double, three triples, two home runs, six RBI, nine runs and six stolen bases in 12 postseason games for the World Champion White Sox ... Also walked seven times and posted a .551 slugging percentage and a .397 on-base percentage ... The six stolen bases marked a club record for a single postseason, while his nine runs scored tied A.J. Pierzynski (2005) for the franchise mark ... Eclipsed his triple and home run total from the regular season in just 12 playoff contests ... Reached base safely in 11 of 12 games ... Went 6-21 (.286) in the World Series ... Hit a game-ending home run off Brad Lidge in Game 2, the 14th walkoff homer in World Series history ... Became the first player to hit a postseason game-ending home run following a season in which he had none ... Established a World Series record with eight at-bats in Game 3 at Houston (14-inning Sox win) ... Walked six times in the ALCS vs. the Angels ... Reached base four times in Game 4 of the ALCS, going 1-2 with a triple, three walks and two stolen bases ... Batted .273 (3-11) with a triple, home run and four RBI in the ALDS vs. Boston ... Went 2-3 with a homer and three RBI in Game 1 of the ALDS ... Became the second player in major-league history to homer in a postseason game during a season in which he did not homer in at least 500 at-bats (White Sox Lance Johnson in 1993) ... Donated his bat used in Game 2 of the World Series to the National Baseball Hall of Fame and Museum.

2006: Led the White Sox in stolen bases (40) for the second consecutive season and ranked fifth in the American League ... Became just the fourth player in franchise history to record back-to-back seasons with 40 or more steals, joining Eddie Collins (1915-17, 1923-24), Luis Aparicio (1959-61) and Tim Raines (1991-92) ... His .261 average and .330 on-base percentage were down from .290 and .351 in 2005 ... Collected 44 RBI and 36 extra-base hits, up from 25 and 29 in 2005 ... Scored 86 runs, the second-highest total of his career (100 in 2003) ... Was caught stealing 19 times, the second-most in baseball (20, Juan Pierre) ... Hit three home runs after going homerless in 507 at-bats in the 2005 regular season ... Produced five bunt hits and 19 infield hits (16 and 39 in 2005) ... Hit .276 (86-312) with 63 runs scored and 29 stolen bases prior to the All-Star Game and .241 (51-212) with 23 runs and 11 stolen bases in the second half ... Batted .278 (107-385) vs. right-handers and .216 (30-139) off lefties ... Was 31-104 (.298) with runners in scoring position, up from .237 last season ... The Sox went 62-29 when he recorded a hit, 24-6 when he stole a base and 48-17 when he scored a run ... Made all 121 starts in left field, his first season playing solely in left ... Compiled a .969 fielding percentage (8 E/257 TC), second-lowest among all AL outfielders (.959, Vladimir Guerrero) ... Compiled a pair of season-high, nine-game hitting streaks ... Began the season going 0-16 and collected just one hit in his first 26 at-bats (.038) ... Went 4-5 with three runs scored and four stolen bases on May 1 at Cleveland ... The four steals matched his career high (fourth time) and tied the club record (sixth time) ... Walked four times on May 9 vs. the Angels, the most by a Sox player since Paul Konerko on May 23, 2004 at Minnesota (also four) ... Went 3-4 with a double, home run and two RBI on 5/15 at Minnesota ... Homer was his first in the regular season since Sept. 30, 2004 at St. Louis, a span of 164 games and 647 at-bats ... Stole 14 bases in May, up from four in April ... Hit his first career grand slam on June 23 vs. Houston and matched his career high with four RBI (fourth time) ... Hit .245 (23-94) with 17 RBI in June, down from .318 in May ... Stole his 200th career base on July 8 vs. Boston ... Batted out of the leadoff slot (No. 8) for the first time with the Sox on 9/6 at Boston ... Hit safely in 20 of his final 23 starts ... Was limited to just seven "official" spring games due to left shoulder tendinitis and a sore left adductor ... Underwent outpatient surgery on 1/23/07 in Dallas to repair a sports hernia.

2007: Appeared in just 62 games (56 starts) with the White Sox due to a pair of stints on the disabled list (strained right adductor and strained left ribcage muscle) ... His .243 average, 11 RBI, 52 hits and 30 runs scored marked his lowest totals since 2002 (14 games with Seattle) ... Was successful in 12 of 17 stolen base attempts after posting consecutive 40-steal seasons ... Led off 20 times (Sox went 14-6), but on only three occasions after July 23 ... Batted .250 (20-80) from the No. 1 position in the lineup, .222 (4-18) batting second, .167 (4-24) hitting sixth and .241 (21-87) at the No. 7 spot in the order ... Produced just one bunt hit and seven infield singles (five and 19 in 2006 and 16 and 39 in 2005) ... Hit .279 (17-61) vs. left-handers, up from .216 in 2006 ... Both of his home runs came off righties ... Was 8-52 (.154) with runners in scoring position ... Batted .269 (18-67) in the first half and .231 (34-147) after the All-Star Break ... Made 54 appearances in left field and three in center (did not play in CF in 2006) ... Also started once as the designated hitter (1-4 on Sept. 6 at Detroit) ... Made his third consecutive Opening Day roster with the White Sox ... Went 3-4 with a double, solo home run and one RBI on Apr. 9 at Oakland ... Appeared in 10 games before being placed on the 15-day disabled list on 4/17 (retro to 4/16) with a strained right adductor sustained during an off-day workout ... Hit .303 (10-33) in April ... Was recalled from his rehabilitation assignment and reinstated from the 15-day disabled list on 6/23 ... Hit .288 (15-52) with one home run and five RBI in 15 games with the Knights ... Appeared in nine consecutive games before leaving after one at-bat on July 1 at Kansas City ... Was placed on the 15-day disabled list for the second time on July 2 with a strained right ribcage ... Returned on July 24 following five rehab games with Charlotte (.286, 6-21) ... Singled home the tying run in the eighth inning on July 24 vs. Detroit and scored the go-ahead run on A.J. Pierzynski's single ... Scored the game-ending run on July 25 vs. Detroit, advancing from first base on Zack Miner's throwing error ... Compiled a season-best 10-game hitting streak from July 31-Aug. 11 ... Hit his second homer on Aug. 20 vs. Kansas City, ending a 133 at-bat homerless drought ... Left the game on Aug. 21 vs. Kansas City with a strained right ribcage and missed 10 games ... Appeared in only six Cactus League games after recovering from offseason surgery to repair a sports hernia on 1/23.

2008: Earned a spot on the opening day roster after being a non-roster invitee... Spent entire season with Colorado, missing only 23 games with a fractured left little finger... Appeared in 93 games but recorded only 162 at-bats, starting only 23 games... Ranked 10th in the majors with 57 plate appearances as a pinch-hitter... went 9-50 as a pinch-hitter... Made 22 starts in tghe leadoff position hitting .275... Batted .308 in RISP... Finished with 12 stolen bases in 16 attempts... Hit .349 in 234 games after the All-Star Break... Started at DH on June 27 at DET, which was his first start since June 15 (also DH)... Tied a career high with four hits on July 19 vs. PIT, also doubling three times.

2009: Signed by the White Sox after being released by Colorado on April 1 and posted a solid season on the South Side, leading the club in batting average and multi-hit games (48)... Ranked third in the American League in infield hits with 37 and was tied for eighth in stolen bases with 30... His 163 hits were the most among all Major Leaguers with 132 games played or less... Hit .320 (48-for-150) off left-handers and .297 (115-for-387) off right-handers... Recorded walk-off singles on June 11 vs. Detroit, June 25 vs. Los Angeles (NL) and August 4 vs. Los Angeles (AL).

PURCEY, David

PITCHER

25

Birthdate . . . . . April 22, 1982
Opening Day Age 28
Birthplace. . . . . St. Charles, IL
Residence . . . . . Dallas, TX
Bats/Throws . . . . . L/L
Height/Weight 6-4/242
Contract Status . . . . . signed thru 2011
M.L. Service 1.083

PERSONAL: David Kent Purcey... Married... Played collegiate baseball as an Oklahoma Sooner... Was named "National Player of the Week" by Collegiate Baseball for the week of February 8-15, 2004... Furthermore, the National Collegiate Baseball Writer's Association and the Big 12 Conference tabbed Purcey their national pitcher of the week as well... Was named "Phillips 66 Big 12 Baseball Pitcher of the Week" from April 14-20, 2004... Following a standout freshman season and an even more successful summer campaign, was named to Baseball America's preseason All-American team as a second team selection in January of 2003... Helped lead his Anchorage Glacier Pilots team to the championship game of the National Baseball Congress World Series in September of 2002... Made two appearances during the NBC World Series and was credited with the team's 15-2 win over the Ft. Lauderdale Superstars to open their tournament slate... Was named to the "Louisville Slugger Freshmen All-American Baseball Team" on June 5, 2002.

LAST SEASON: Appeared in 33 games this season with the Blue Jays… **WHAT A RELIEF:** Made his first career relief appearance May 25 at LAA pitching a perfect eighth inning… Tossed a career high 2.1 innings in relief July 9 vs. BOS allowing two hits, walking two and struck out three… July 26 vs. BAL recorded his first career save pitching a perfect 1.1 innings with a strikeout… **HITS HARD TO COME BY:** In his 33 games this season held opponents to a .210 batting average (26-for-124) as right-handers hit .235 (19-81) and lefties hit .163 (7-43)… **A LARGE INHERITANCE:** Stranded 16 of 19 inherited runners (84.2%)… **STREAKING:** Had a career high 10.0 inning scoreless streak over 10 games from July 8-Aug. 2 allowing five hits, walking three and struck out 11 over the stretch… **DISABLED:** Was placed on the DL on Aug.13 with a right foot injury (strained ligaments) and was not activated until Sept.1… Was sent on a rehab assignment in New Hampshire (AA) where he pitched in three games (2.2IP/4ER)… **IN THE MINORS:** In 17 games with the Las Vegas 51s (AAA) was 2-1 with a 3.38 ERA (7ER/18.2IP) allowing only 14 hits, while striking out 23… Allowed a run in only three of his 17 appearances with the 51s.

DAVID PURCEY

Numbers in bold – career high

Year	Club and League	W-L	ERA	G	GS	CG	ShO	SV	IP	H	R	ER	HR	HB	BB-IBB	SO	WP	BK	OBA
2004	Auburn (NYP)	1-0	1.50	3	2	0	0	0	12.0	6	2	2	0	1	1-0	13	0	0	.158
2005	Dunedin (FSL)	5-4	3.63	21	21	0	0	0	94.1	80	51	38	8	10	56-0	116	8	0	.229
	New Hampshire (East)	4-3	2.93	8	8	1	0	0	43.0	32	17	14	2	1	25-0	45	4	0	.205
2006	Syracuse (Int)	2-7	5.40	12	12	1	0	0	51.2	49	41	31	7	2	38-0	45	2	0	.249
	New Hampshire (East)	4-5	5.60	16	16	0	0	0	88.1	101	59	55	9	12	44-0	81	6	0	.287
2007	New Hampshire (East)	3-5	5.37	11	11	1	1	0	62.0	67	41	37	4	4	16-0	55	4	1	.277
2008	Syracuse (Int)	8-6	2.69	19	19	0	0	0	117.0	97	41	35	8	4	34-0	121	11	1	.227
	TORONTO (AL)	**3-6**	5.54	12	**12**	**1**	0	0	**65.0**	67	41	40	9	4	29-0	**58**	3	0	.267
2009	Las Vegas (PCL)	9-6	4.46	24	24	1	1	0	139.1	132	83	69	7	9	78-0	109	9	0	.254
	TORONTO (AL)	1-3	6.19	9	9	0	0	0	48.0	54	35	33	6	1	**30**-1	39	3	0	.287
2010	New Hampshire (East)	0-1	13.50	3	0	0	0	0	2.2	3	4	4	1	0	1-0	5	1	0	.273
	Las Vegas (PCL)	2-1	3.38	17	0	0	0	0	18.2	14	9	7	2	0	15-0	23	2	0	.209
	TORONTO (AL)	1-1	3.71	**33**	0	0	0	**1**	34.0	26	16	14	3	0	15-1	32	3	0	.210
Minor Totals		38-38	4.18	134	113	4	2	0	629.0	581	348	292	48	43	308-0	613	47	2	.246
MAJOR TOTALS		5-10	5.33	54	21	1	0	1	147.0	147	92	87	18	5	74-2	129	9	0	.261

PURCEY — TRANSACTIONS

- Selected by the Toronto Blue Jays in the 1st round (16th overall) of the June 2004 First Year Player Draft
- On disabled list (strained right foot) August 16-September 1, 2010; included rehabilitation assignment at New Hampshire (AA) August 26-29

GAME HIGHS — PURCEY, David

ML Debut	Apr. 18, 2008 vs. DET
Innings Pitched:	
Starter	8.0 – 2 times, last Sept. 7, 2008 vs. TB
Reliever	2.1 - July 9, 2010 vs. BOS
Walks:	
Starter	7 - Apr. 18, 2008 vs. DET
Reliever	2 - 3 times, last Aug. 7, 2010 vs. TB
Strikeouts:	
Starter	11 – Aug. 27, 2008 at TB
Reliever	3 - 2 times, last Sept. 11, 2010 vs. TB
Hits Allowed	11 - Sept. 17, 2008 vs. BAL
Runs Allowed	8 – May 16, 2008 at PHI
ER Allowed	8 – May 16, 2008 at PHI
HR Allowed	3 – 2 times, last Apr. 27, 2009 at KC
Low Hit CG	5 - Aug. 27, 2008 at TB
Last Win	Sept. 25, 2010 vs. BAL
Last Save	Jul. 26, 2010 vs. BAL
Last CG	Aug. 27, 2008 at TB
Last ShO	None
Last Start	Oct. 2, 2009 at BAL
Longest Win Streak	1G – 5 times, last Sept. 25, 2010
Longest Losing Streak	2G – 3 times, last Apr. 12-27, 2009
Scoreless Innings Streak	10.0 - July 8-Aug. 2, 2010

FIELDING

PURCEY, David — P

Year	PCT	G	PO	A	E	TC	DP
2008	1.000	12	2	4	0	6	0
2009	.875	9	2	5	1	8	1
2010	1.000	33	2	1	0	3	0
Total	.941	54	6	10	1	17	1

DAVID PURCEY — MILESTONES

Category		Date	Opponent	Notes
Start	1	Apr. 18, 2008	Detroit	ND- 4.1IP, 2H, ER, 7BB, 3K
Win	1	July 26, 2008	Seattle	6.0IP, 7H, 3ER, HR, BB, 4K
Save	1	July 26, 2010	Baltimore	1.1 IP
10+ Strikeout Games (1)				
	1	Aug. 27, 2008	at Tampa Bay	11 strikeouts

PROFESSIONAL CAREER:

2004: Drafted by the Blue Jays in the first round (16th selection overall) of the 2004 First-Year Player Draft... Agreed to terms with the Club on July 23 after posting a 9-5 record and a 3.11 ERA in 18 starts in his junior season at the University of Oklahoma... Made just three regular season starts for Auburn pitching to a 1-0 record with a 1.50 ERA in those games (2 ER, 12.0 IP)... Pitched six perfect innings on the road in Oneonta on September 1, for his first win as a professional... Got the start in Game One of Auburn's New York-Penn League semifinal series with Mahoning Valley, but did not figure in the decision after giving up two earned runs on seven hits in 6.0 innings of work... Struck out six batters without a walk in that game, after collecting 13 strikeouts and one walk during the regular season... Was selected by Baseball America as the 5th top prospect in the organization.

2005: Combined to pitch to a 9-7 record with a 3.47 ERA in 29 starts between Dunedin of the Florida State League (A) and New Hampshire of the Eastern League (AA)... At Dunedin, posted a 5-4 record with a 3.63 ERA in 21 starts and was tabbed to participate in its All-Star Game... Recorded 116 strikeouts in 94.1 innings which ranked 2nd on the team and ranked third in the league at the time of his promotion to New Hampshire... Was promoted to New Hampshire on July 26... Was selected by Baseball America as the 3rd top prospect in the organization.

2006: Began the season with Syracuse (AAA) of the International League, posting a 2-7 record with a 5.40 ERA... Held opponents to a .249 avg, although walked 38 batters in only 51.2 IP... In six road starts, was 0-5 with a 7.40 ERA... Was optioned to New Hampshire (AA) of the Eastern League in June... Made 16 starts for the FisherCats, allowing three or less earned runs in eight of his starts... Finished with a 3.57 ERA in his final three starts.

2007: Spent the entire season at New Hampshire (AA)... Began the season 3-0 with a 0.89 ERA earning Organizational Pitcher of the Month honours... Finished 0-5, with a 7.56 ERA before landing on the Disabled List June 15 for the remainder of the season (Cyst in his throwing arm)... Pitched in the Arizona Fall League, posting a 1-2 record with a 1.23 ERA in six starts... Allowed only 13 hits in 22.0 IP, while walking just nine and adding 25 strikeouts... Was honoured as the AFL Pitcher-of-the-Week ending November 12... Was regarded as one of the best pitchers in the AFL... Did not allow an earned run in any of his last four starts.

2008: Made his **Major League debut** on Apr. 18 vs. DET... Tossed 4.1 innings, holding the Tigers to two hits, although walked seven in an 8-4 loss... Did not receive a decision... Recorded 11 strikeouts, Aug. 27 at TB... Only Ted Lilly had more strikeouts as a left-handed starter for the Blue Jays (1-12K, 1-13K, game)... The 11 strikeouts tied a Blue Jays mark for K's by a rookie with Jose Nunez (1987) and David Bush (2004)... It also marked a season high by a rookie in the Major Leagues, tied with John Lannan (Was) and Hiroki Kuroda (LAD)... Picked up his first ML win, July 26 vs. SEA, allowing three ER in six innings in an 8-3 win... Threw a complete game, his first, on Aug 27 at TB, despite taking the loss 1-0... Was selected as the R. Howard Webster Award winner as the club's top player in AAA (Syracuse)... His 2.69 ERA led the International League... Was selected for and pitched in the International League All-Star game... Named Pitcher of the Month at Syracuse for April and July.

2009: Broke camp with the Blue Jays for the first time in his career… In total made nine starts with the Blue Jays over two separate stints with the club… Made five starts in April before being optioned to Las Vegas of the Pacific Coast League (AAA)… In those five starts, posted a 0-2 record with a 7.01 ERA… Fanned 26 in his 25.2 innings, although did add 18 walks… Spent the majority of the season with the 51s, making 24 starts… Led the club in wins (9), ERA (4.46) and strikeouts (109)… Won his final three decisions, going 3-0 with a 2.08 ERA… Returned to the big leagues, making four starts in the seasons final month… Posted a 1-1 record with a 5.24 ERA over that span… Picked up his first win of the season and first since Sept. 7, 2008, in a 9-2 win on Sept. 21… Made four of his nine starts on the road, suffering all three losses to go with a 9.00 ERA in 19.0 innings… Was 1-0 with a 4.34 ERA at home… Held left-handed batters to a .156 average (7-45), although right-handed batters hit .329 (47-123)… All six home runs he allowed were to right-handed hitters.

FOUR CONSECUTIVE EXTRA INNING GAMES

The Club record for most consecutive extra-inning games is four which occurred from September 16 to 20, 1991... The Blue Jays posted a record of 1-3 over that span... On Sept. 16, L 5-6 in 11 inn at SEA; on Sept. 17, L 4-5 in 11 inn at SEA; on Sept. 18, W 5-3 in 12 inn and on Sept. 20, L 5-6 in 11 inn at OAK.

RAUCH, Jon

PITCHER

60

Birthdate . . . . . Sept. 27, 1978
Opening Day Age 32
Birthplace. . . . . Louisville, KY
Residence . . . . . Tucson, AZ
Bats/Throws . . . . . R/R
Height/Weight 6-10/251
Contract Status . . . . . signed thru 2011
M.L. Service 6.126

PERSONAL: Jon Erich Rauch... Married with two children... Attended Morehead (Ky.) State where he was a preseason third-team All-America selection by Baseball America... Led team with six complete games and 103 strikeouts in 88 innings in 1999... Graduated from Oldham County (Ky.) High, where he played baseball and basketball... Earned all-region and all-district honors in baseball as a senior... Earned first-team all-state academic honors all 4 years... At 6-11, is the tallest pitcher in Major League history, trumping former D-backs pitcher Randy Johnson (6-10)... Both Rauch and Johnson wore No. 51 with the Expos... Was a member of Team USA club that claimed the gold medal at the 2000 Olympic Games in Sydney... During Olympic tournament, went 1-0 with a 0.82 ERA (1 ER in 11.0 IP) with 21 strikeouts in two appearances (one start)... His 21 strikeouts was 1 shy of the Olympic record (Ben Wallace, 22 in 1992).

LAST SEASON: Started the season as the Twins closer after Joe Nathan had Tommy John surgery… **SAVE THE DAY:** Converted his first six save opportunities, including the first save at Target Field over BOS Apr. 12… Suffered his first blown save on Apr. 24 at KC, yet earned his first win in the same contest… Recorded six saves in April and May, then picked up career save #40 on June 4 at OAK… Through June 16 was tied for the AL lead in saves with 17… Finished with 21 saves, a career high, before MIN acquired Matt Capps… Pitched in a setup role the balance of the season… **FINISHER:** Did not allow a run in his final eight appearances, and did not allow a home run in his final 33 appearnces… **ROAD WARRIOR:** On the road was 2-0 with 12 saves, including a 1.84 ERA… Held opponents to a .243 average as opposed to .291 at home… **BACK-TO-BACK:** Pitched 12 times with zero days rest, recording six saves in seven chances, while posting an ERA of 2.70… **BEARING DOWN:** Allowed batters to hit .293 with no one on base, however marked dropped to .227 with runners in scoring position and only .100 with runners in scoring position and two outs.

JON RAUCH

Numbers in bold – career high

Year	Club & League	W-L	ERA	G	GS	CG	ShO	SV	IP	H	R	ER	HR	HB	BB-IBB	SO	WP	BK	OBA
1999	Bristol (Appy)	4-4	4.45	14	9	0	0	2	56.2	65	44	28	4	3	16-1	66	6	2	.269
	Winston-Salem (Caro)	0-0	3.00	1	1	0	0	0	6.0	4	3	2	1	0	3-0	7	1	0	.174
2000	Winston-Salem (Caro)	11-3	2.86	18	18	1	0	0	110.0	102	49	35	10	5	33-0	124	4	1	.249
	Birmingham (Sou)	5-1	2.25	8	8	2	2	0	56.0	36	18	14	4	2	16-0	63	2	0	.179
2001	Charlotte (Int)	1-3	5.79	6	6	0	0	0	28.0	28	20	18	8	1	7-0	27	1	0	.248
2002	Charlotte (Int)	7-8	4.28	19	19	1	0	0	109.1	91	60	52	14	3	42-2	97	2	0	.226
	CHICAGO (AL)	2-1	6.59	8	**6**	0	0	0	28.2	28	26	21	7	2	14-2	19	1	1	.248
2003	Charlotte (Int)	7-1	4.11	24	23	1	0	0	124.2	121	60	57	16	2	35-1	94	3	0	.258
2004	Charlotte (Int)	6-3	3.11	14	13	0	0	0	72.1	57	27	25	9	1	25-0	61	1	1	.224
	Edmonton (PCL)	1-1	4.50	3	3	0	0	0	18.0	17	9	9	3	0	2-0	13	0	0	.258
	CHICAGO (AL)	1-1	6.23	2	2	0	0	0	8.2	16	6	6	0	0	4-0	4	1	0	.432
	WASHINGTON (NL)	3-0	1.54	9	2	0	0	0	23.1	14	4	4	1	0	7-2	18	1	0	.175
2005	New Orleans (PCL)	1-1	2.53	7	5	0	0	0	21.1	19	7	6	3	0	2-0	25	2	0	.232
	WASHINGTON (NL)	2-4	3.60	15	1	0	0	0	30.0	24	12	12	3	1	11-2	23	2	0	.218
2006	WASHINGTON (NL)	4-5	3.35	85	0	0	0	2	**91.1**	78	37	34	13	2	**36**-6	**86**	4	1	.231
2007	WASHINGTON (NL)	**8**-4	3.61	**88**	0	0	0	4	87.1	75	37	35	7	0	21-4	71	2	0	.230
2008	WASHINGTON (NL)	4-**2**	2.98	48	0	0	0	17	48.1	42	18	16	5	0	7-1	44	0	0	.232
	ARIZONA (NL)	0-**6**	6.56	26	0	0	0	1	23.1	27	18	17	6	0	9-1	22	1	0	.303
2009	ARIZONA (NL)	2-2	4.14	58	0	0	0	2	54.1	57	27	25	5	1	17-0	35	6	0	.266
	MINNESOTA (AL)	5-1	1.72	17	0	0	0	0	15.2	13	3	3	1	1	6-1	14	0	0	.245
2010	MINNESOTA (AL)	3-1	3.12	59	0	0	0	**21**	57.2	61	20	20	3	1	14-0	46	1	0	.268
Minor Totals		43-25	3.68	114	105	5	2	2	602.1	540	297	246	72	17	181-4	577	22	4	.239
AL TOTALS		11-4	4.07	86	8	0	0	21	110.2	118	55	50	11	4	38-3	83	3	1	.274
NL TOTALS		23-23	3.59	329	3	0	0	26	358.0	317	153	143	40	4	108-16	299	16	1	.237
MAJOR TOTALS		34-27	3.71	415	11	0	0	47	468.2	435	208	193	51	8	146-19	382	19	2	.246

DIVISION SERIES RECORD

Year	Club & League	W-L	ERA	G	GS	CG	ShO	SV	IP	H	R	ER	HR	HB	BB-IBB	SO	WP	BK
2009	MINNESOTA (AL)	0-0	6.75	3	0	0	0	0	1.1	1	1	1	0	0	2-0	0	0	0
2010	MINNESOTA (AL)	0-0	0.00	2	0	0	0	0	1.2	0	0	0	0	0	0-0	1	0	0
DIVISION SERIES TOTALS		0-0	3.00	5	0	0	0	0	3.0	1	1	1	0	0	2-0	1	0	0

RAUCH — TRANSACTIONS

- Selected by the Chicago White Sox in the 3rd round of the 1999 First Year Player Draft
- Traded to the Montreal Expos along with RHP Gary Majewski in exchange for OF Carl Everett on July 18, 2004
- On disabled list (strained left oblique) August 14-September 14, 2004
- On disabled list (torn right labrum) May 26-September 6, 2005; included rehabilitation assignment at New Orleans (AAA) August 26-September 5
- Traded to the Arizona Diamondbacks in exchange for IF Emilio Bonifacio on July 22, 2008
- Traded to the Minnesota Twins for a player to be named later on August 28, 2009. The Twins sent RHP Kevin Mulvey to the Arizona Diamondbacks to complete the trade on September 1, 2009
- Signed by the Toronto Blue Jays on January 17, 2011

GAME HIGHS — RAUCH, Jon

ML Debut	Apr. 2, 2002 at SEA	**ER Allowed**	8 - Apr. 21, 2002 vs. DET
Innings Pitched:		**HR Allowed**	2 - 3 times, last Jun. 30, 2008 at FLA
Starter	7.0 - Sept. 27, 2002 at MIN	**Low Hit CG**	None
Reliever	3.1 - May 21, 2005 at CIN	**Last Win**	Sept. 1, 2010 vs. DET
Walks:		**Last Save**	Jul. 28, 2010 at KC
Starter	4 - 2 times, last Apr. 26, 2002 at OAK	**Last CG**	None
Reliever	5 - May 6, 2005 at SF	**Last ShO**	None
Strikeouts:		**Last Start**	Sept. 27, 2005 at FLA
Starter	4 - 5 times, last Aug. 7, 2004 at HOU	**Last Relief App.**	Sept. 26, 2010 at DET
Reliever	4 - 4 times, last Sept. 11, 2006 at ARI	**Longest Win Streak**	5G - Jul. 19-Aug. 12, 2007
Hits Allowed	10 - May 29, 2004 vs. ANA	**Longest Losing Streak**	7G – Jun. 30 - Sept. 14, 2008
Runs Allowed	8 - 2 times, last May 2, 2002 vs. SEA	**Scoreless Innings Streak**	16.1 - Aug. 7 - Sept. 26, 2004

FIELDING

RAUCH, Jon — P

Year	PCT	G	PO	A	E	TC	DP
2002	.750	8	0	3	1	4	0
2004	1.000	11	2	3	0	5	0
2005	1.000	15	4	1	0	5	0
2006	1.000	85	1	6	0	7	1
2007	1.000	88	5	5	0	10	0
2008	1.000	74	2	7	0	9	0
2009	1.000	75	4	8	0	12	0
2010	1.000	59	3	2	0	5	1
Total	.982	415	21	35	1	57	2

JON RAUCH — MILESTONES

Category		Date	Opponent	Notes
Start	1	Apr. 16, 2002	Cleveland	ND - 4.0 IP, 3H, 3ER, HR, 4BB, 3K
Win	1	Sept. 3, 2002	at Toronto	as a reliever - 2.0 IP, H, 2ER, HR, 2BB, 3K
Save	1	Sept. 3, 2006	Arizona	1.0 IP

PROFESSIONAL CAREER:

2000: Named Minor League Player of the Year by Baseball America and The Sporting News after going 16-4 with a 2.66 ERA and 187 strikeouts for Winston-Salem (A) and Birmingham (AA)... Became the second White Sox player (Frank Thomas, 1990) and first Sox pitcher to earn the award... Ranked by Baseball America as the No. 1 prospect in the organization and the Best Pitching Prospect in the Carolina League... Was tabbed a First-Team Minor League All-Star by the same publication... Finished sixth in the minor leagues in wins and strikeouts, and 14th in strikeouts per 9.0 innings (10.2)... Was leading the Carolina League in strikeouts (124) and wins (11) at time of his promotion to Birmingham... Selected to the CL mid-season All-Star Team... Promoted to Birmingham on July 21... Recorded a career-high 14 strikeouts in a 2-hit, complete-game victory on Aug. 29 vs. Huntsville.

RELIEF WINS IN MLB SINCE 2007

1.	Heath Bell	24
2.	**Jon Rauch**	**22**
3.	Brandon Lyon	21
4.	Ryan Franklin	20
	J.J. Putz	20
	Huston Street	20
	Matt Thornton	20

MOST GAMES IN MLB SINCE 2006

1.	Pedro Feliciano	408
2.	**Jon Rauch**	**381**
3.	Aaron Heilman	373
4.	Joe Beimel	358
	Jonathan Broxton	358
	Francisco Cordero	358
	Chad Qualls	358

2001: Ranked 4th among International League starters in opponents average (.226) and fifth in strikeouts per 9.0 innings (8.0)... Was rated by Baseball America as the No. 2 prospect in the White Sox organization... Underwent season-ending shoulder surgery, May 24... Procedure was performed by Dr. James Andrews... Surgery involved repairing a Type 2 achromium, a rotator cuff debridement and a labral repair.

2002: Made his first Opening Day roster for the White Sox... Tossed 1.1 scoreless innings in **Major League debut** on April 2 at SEA, retiring all 4 batters he faced... Went 1-1 with a 6.75 ERA as a starter... Made first career start on April 16 vs. Cleveland lasting only 4.0 innings, allowing 3 runs, not factoring in the decision... Went 2-0 with a 3.21 ERA in Sept. with the Sox after being recalled on Sept. 2... Earned his first career win, in relief, on Sept. 3 at Toronto... Limited opposing batters to a .196 mark after the break, compared to .290 prior.

2003: Averaged 6.8 strikeouts per 9.0 innings for Charlotte (AAA)... Was on the DL from June 30-July 17 with right shoulder inflammation... Tabbed by Baseball America as the No. 5 prospect in the White Sox organization entering the 2003 season.

2004: Began season with Charlotte (AAA) and made 2 starts for the White Sox before being acquired by the Expos in 3-player deal that sent Carl Everett back to CWS... Recalled by the Expos on Aug. 6... Earned the win in his Expos debut, Aug. 7 at Houston... Pitched just twice for the Expos before missing 29 games with a strained left oblique... Placed on the 15-day DL on Aug. 15 (retroactive to Aug. 14)... Allowed only 1 run in his final eight games (one start) or 17.1 innings with the Expos... Allowed only one homer in 32.0 big league innings... Collected his first big league hit, a 2-run opposite-field home run off Roger Clemens on Aug. 13 vs. HOU... Left the game early, however, and was placed on the 15-day DL 2 days later, due to a left oblique strain... Had a no-hitter intact at the time of his exit, finished one out shy of recording the win in first start at Olympic Stadium.

2005: Began the season in the minors and was recalled from New Orleans (AAA) on Apr. 25... Made his season debut that night with 2.0 scoreless innings vs. PhHI... Fired 3.0 no-hit, scoreless innings of relief to earn his first win at San

Francisco on May 6... Pitched on May 25 at Cincinnati, but was placed on the DL that night with a torn right labrum... Had arthroscopic surgery performed by Dr. Wiemi Douoguih on May 31 to repair labrum tear (labrum/rotator cuff debridement) in right shoulder... .Returned to action on Sept. 8 at Florida after missing 102 games.

2006: Led the Nationals with 18 holds... Had never recorded a hold entering the 2006 season... Ranked among MLB and NL leaders with 85 games (tied for 2nd in both MLB and NL) and 91.1 innings (tied for 3rd in MLB, tied for 2nd in NL)... 86 strikeouts ranked s6h among NL relievers... Tied the Yankees' Scott Proctor for the Major League-lead among relievers having thrown 1594 pitches... Picked up first two saves of big league career (Sept. 3 vs. Arizona and Sept. 28 vs. Philadelphia)... Needed just eight pitches to record perfect 1-2-3 ninth inning and first career save vs. Arizona on Sept. 3... Successfully retired 56 of 83 first batters faced (67%)... Closed strong, posting a 0.96 ERA (1 ER/9.1 IP) in final nine appearances of 2006.

2007: Led the Majors with 88 appearances for Washington... Eight relief wins led the Nationals and tied St. Louis' Russ Springer and the Yankees' Luis Vizcaino for the big league-lead... 33 holds tied for third in the Majors... Walked just 21 batters in his 87.1 innings for an average of 2.2 walks per 9 innings... Didn't walk a batter until his 13th appearance of the season... Tossed team bullpen season-best 12.1 consecutive scoreless innings from June 9-29... Was 6-1 with two saves and a 1.93 ERA (7 ER in 32.2 IP) when pitching on zero days' rest... Worked 3 days in a row eight times, registering a 0.78 ERA (2 ER in 23.0 IP) in those 24 appearances... Limited first batters faced to a .183 average (15-for-82)... Closed strong, posting 12 holds from Aug. 22-Sept. 3 with a .149 batting average against and a 1.37 ERA in final 20 appearances... Struck out the side to record his 25th hold and break the franchise's all-time single-season mark held by Gary Majewski (24 in 2005) on Sept. 5 at Florida.

2008: Went 4-8 with a 4.14 ERA and a career-best 18 saves in 74 games with the D-backs and Washington Nationals... Posted an 0-6 record with a 6.56 ERA and a save in 26 games for the D-backs after he was acquired on July 22 in a trade from the Nationals, where he was 4-2 with a 2.98 ERA and 17 saves in 48 games as the team's closer... Among NL relievers with 60.0 more innings pitched, finished tied for sixth-fewest walks allowed (16), 9th with a 4.13 strikeout-to-walk ratio and tied for 10th in appearances...Posted a 1.93 ERA (2 ER in 9.1 IP) and had 5 holds in his first 10 relief outings with the D-backs from July 22-Aug. 12... After that, allowed runs in 11 of his 16 appearances to end the season and compiled an 0-6 record with a 9.64 ERA (15 ER in 14.0 IP) and a save... With the Nationals, blew two of his first four save opportunities before settling in as the closer and converting 10 straight save opportunities from April 18-May 30... Strung together a 12.0-inning scoreless streak from April 25-May 18, going 1-0 with seven saves, 10 strikeouts and only one walk in 12 games... Allowed a home run in three consecutive outings from Aug. 20-25, the second time in his career he has accomplished the feat (Aug. 13-18, 2006)... Allowed only four of the 14 runners (29%) he inherited to score.

2009: Began season with Arizona and went 2-2 with two saves in 58 relief appearances... Posted a 1.17 ERA (15.1 ip, 2 er) in 14 appearances, holding opponents to a .157 (8-for-51) batting average, May 27-June 27... Allowed just two earned runs in 11 (9.2 ip) July appearances (1.86 ERA)... Acquired by the Twins in exchange for a player to be named later (Kevin Mulvey), Aug. 28... Recorded the win in his Twins debut, August 30 vs. Texas... According to the Elias Sports Bureau, he became the 16th pitcher in club history (since 1961) to win in his debut, but only the second in the last 22 seasons... The last Twins pitcher to win in his debut with the club was Todd Ritchie, Apr. 3, 1997... Won in his second appearance with the Twins, tossing 1.0 scoreless inning, September 1 vs. Chicago (AL)... Made 17 appearances for Minnesota, going 5-1, 1.72 (15.2 ip, 3 er) with 14 strikeouts and six walks...16 of his 17 appearances with the Twins were scoreless, with the only three runs he allowed coming on a three-run homer by John McDonald, Sept. 8 at Toronto... Did not allow a run in his final 12 appearances (11.0 ip), Sept. 11-Oct. 6... His seven wins tied him for third in the Majors for victories by a reliever... Appeared in 74-or-more games for the fourth consecutive season... His .833 (5-1) winning percentage Post-All-Star break was tied for third among all American League pitchers.

PERFECT STARTS TO A SEASON

Following is a list of Blue Jays pitchers starting the season perfectly (minimum 5-0)

YEAR	PITCHER	RECORD	NOTES	YEAR	PITCHER	RECORD	NOTES
1997	Roger Clemens	11-0	RH starter	1992	Juan Guzman	6-0	RH starter
1985	Dennis Lamp	11-0	RH reliever	1977	Jerry Garvin	5-0	LH starter
1985	Tom Filer	7-0	RH starter	1992	Pat Hentgen	5-0	RH reliever
1999	John Frascatore	7-0	RH reliever	1993	Juan Guzman	5-0	RH starter
1984	Luis Leal	6-0	RH starter	2001	Paul Quantril	5-0	RH reliever
1988	Duane Ward	6-0	RH reliever	2009	Jason Frasor	5-0	RH reliever

RAY, Robert

PITCHER

67

Birthdate ..... **January 21, 1984**
Opening Day Age **27**
Birthplace..... **Lufkin, TX**
Residence..... **Lufkin, TX**
Bats/Throws ..... **R/R**
Height/Weight **6-4/197**
Contract Status ..... **signed thru 2011**
M.L. Service **0.155**

PERSONAL: Robert Andrew Ray... Single... Attended Texas A&M... Was drafted by the Toronto Blue Jays in 2005 out of Texas A&M University... In three seasons with Texas A&M from 2003-2005, posted a record of 8-6 with a 3.85 ERA over 45 appearances (18 starts).

LAST SEASON: Appeared in three games at the Major League level with the Blue Jays after being a September call-up… **FIRST TIME IN RELIEF:** Made his first career relief appearance Sept. 9 vs. TEX pitching 2.2 scoreless innings allowing only one hit, walked one and struck out one… Allowed only two hits in his 3.2 innings... **IN THE MINORS:** Spent the season with Las Vegas (AAA) of the Pacific Coast League going 6-6 with a 5.51 ERA in 18 starts… **PITCHER OF THE WEEK:** On May 9 at Tacoma pitched a complete game shutout allowed only four hits, walked two and struck out four, was his first complete game since 2008… Was named the PCL Pitcher of the Week (ending May 9) with his 1-0 record over two starts (1.80 ERA, 15IP, 3ER, 8H, 6BB, 10K, CG, SHO) for the week.

ROBERT RAY

Numbers in bold – career high

Year	Club and League	W-L	ERA	G	GS	CG	ShO	SV	IP	H	R	ER	HR	HB	BB-IBB	SO	WP	BK	OBA
2005	Auburn (NYP)	4-3	2.77	15	13	0	0	0	61.2	46	22	19	2	4	20-0	58	3	1	.204
2006	Dunedin (FSL)	2-4	4.99	14	9	0	0	0	48.2	59	34	27	2	6	13-0	37	2	0	.306
2007	Dunedin (FSL)	3-3	4.86	18	15	1	0	1	66.2	83	40	36	3	6	24-0	57	4	0	.304
2008	Dunedin (FSL)	5-3	4.20	13	13	1	0	0	70.2	71	37	33	6	5	18-0	60	5	0	.257
	New Hampshire (East)	8-6	3.18	16	16	2	1	0	96.1	108	43	34	6	7	27-2	72	7	0	.282
2009	Blue Jays (Gulf)	0-1	4.50	2	2	0	0	0	2.0	4	1	1	0	0	0-0	2	1	0	.400
	Dunedin (FSL)	0-1	2.70	2	2	0	0	0	6.2	8	3	2	0	0	0-0	4	0	0	.286
	Las Vegas (PCL)	0-0	0.00	1	1	0	0	0	4.1	2	0	0	0	0	3-0	3	0	0	.133
	TORONTO (AL)	**1-2**	4.44	**4**	**4**	0	0	0	**24.1**	23	15	12	4	2	**6**-0	**13**	0	0	.253
2010	Las Vegas (PCL)	6-6	5.51	18	18	1	1	0	96.1	118	66	59	13	5	45-0	75	7	0	.309
	TORONTO (AL)	0-0	2.45	3	0	0	0	0	3.2	2	1	1	0	0	5-2	3	0	0	.154
Minor Totals		28-27	4.19	99	89	5	2	1	453.1	499	246	211	32	33	150-2	368	29	1	.279
MAJOR TOTALS		1-2	4.18	7	4	0	0	0	28.0	25	16	13	4	2	11-2	16	0	0	.240

RAY- TRANSACTIONS

- Selected by the Toronto Blue Jays in the 7th round of the 2005 First Year Player Draft
- On disabled list (strained right shoulder) May 22-remainder of the season, 2009

GAME HIGHS — RAY, Robert

ML Debut	May 2, 2009 vs. BAL
Innings Pitched:	
Starter	8.0 - May 16, 2009 vs. CWS
Reliever	2.2 - Sept. 9, 2010 vs. TEX
Walks:	
Starter	4 - May 2, 2009 vs. BAL
Reliever	2 - 2 times, last Sept. 30, 2010 at MIN
Strikeouts:	
Starter	4 - 2 times, last May 21, 2009 at BOS
Reliever	1 - 3 times, last Sept. 30, 2010 at MIN
Hits Allowed	10 - May 7, 2009 at LAA
Runs Allowed	6 - May 7, 2009 at LAA
ER Allowed	5 - May 7, 2009 at LAA
HR Allowed	2 - May 7, 2009 at LAA
Low Hit CG	None
Last Win	May 16, 2009 vs. CWS
Last Save	None
Last CG	None
Last ShO	None
Last Start	May 21, 2009 at BOS
Last Relief App.	Sept. 30, 2010 at MIN
Longest Win Streak	1G - May 21, 2009
Longest Losing Streak	1G - 2 times, last May 21, 2009
Scoreless Innings Streak	7.1 - May 16-21, 2009

FIELDING

RAY, Robert — P

Year	PCT	G	PO	A	E	TC	DP
2009	1.000	4	3	3	0	6	0
2010	--	3	0	0	0	0	0
Total	1.000	7	3	3	0	6	0

ROBERT RAY — MILESTONES

Category		Date	Opponent	Notes
Start	1	May 2, 2009	Baltimore	ND-5.2 IP, 4H, 3ER, BB, 2K
Win	1	May 16, 2009	Chicago (AL)	8.0 IP, 3H, BB, 3K

PROFESSIONAL CAREER:

2005: Ranked 8th in the New York-Penn League with a 2.77 ERA... Took the loss in his only postseason appearance despite giving up just one earned run in 5.0 IP

2006: Made 14 appearances for Dunedin (A) of the Florida State League, nine of them starts... Allowed opponents to bat .306, although gave up only two home runs

2007: In his second season with Dunedin, made 15 starts, while striking out 57 in 66.2 innings... Tossed his first complete game on July 15, in a five inning shortened contest... Finished the final two months of the season with a 4.18 ERA, and 43 strikeouts in 47.1 innings... Made three relief appearances, recording his first professional save on June 30, with two shutout innings.

2008: Began the season with Dunedin (A), his third season with club, going 5-3 in 13 starts... Was promoted to New Hampshire (AA) in time for his June 13 start... Picked up a complete game victory in his debut at AA, and two starts later tossed his first complete game shutout, striking out 10, and allowing only five hits... Finsihed with a 3.18 ERA at New Hampshire, his lowest ERA since his rookie season.

2009: Made his **Major League debut** on May 5 vs. BAL… Did not receive a decision in a 5-4, 11-inning victory (5.2IP, 4H, 3ER, 4BB, 2K)… Collected his 1st Major League victory on May 16 vs. CWS… Held the White Sox to one unearned run in eight innings… Is one of three Blue Jays rookies to throw at least eight innings without allowing an earned run, no other club had two… Overall made four starts in his 1st season was one of five Blue Jay starters to make their ML debut this season, surpassing the club record of four in 1977… Was placed on the disabled list retroactive to May 22... Was placed on a rehabilitation assignment on Aug. 28, making two starts, totalling two innings... Made seven starts in the Arizona Fall League, compiling a 2-1 record with a 4.81 ERA... Fanned 25 in his 24.1 innings of work.

1-0 GAMES BREAKDOWN

The Blue Jays have played 89 games that have resulted in a 1-0 decision.
In those 89 games, the club's record is 48-41.

YEAR	WON	LOST
1977	0	0
1978	0	1
1979	0	3
1980	5	1
1981	0	2
1982	1	1
1983	0	0
1984	2	0
1985	1	0
1986	1	2
1987	0	2
1988	3	0
1989	0	2
1990	3	2
1991	5	1
1992	3	3
1993	1	0
1994	1	1
1995	0	1
1996	3	0
1997	2	1
1998	2	1
1999	1	1
2000	0	1
2010	2	2
TOTALS	48	41

VERSUS OPPONENTS

TEAM	WON	LOST
ATLANTA	1	1
BALTIMORE	2	6
BOSTON	3	6
CALIFORNIA/ANAHEIM	2	3
CHICAGO	5	1
CLEVELAND	5	2
COLORADO	0	1
DETROIT	3	2
KANSAS CITY	4	1
LOS ANGELES (NL)	1	0
MILWAUKEE	1	1
MINNESOTA	2	2
MONTREAL	2	0
NEW YORK (AL)	1	3
NEW YORK (NL)	0	1
OAKLAND	7	3
PITTSBURGH	0	1
SEATTLE	4	0
ST. LOUIS	0	1
TAMPA BAY	2	3
TEXAS	3	3
TOTALS	48	41

REYES, Jo-Jo

PITCHER

37

Birthdate ..... November 20, 1984
Opening Day Age 26
Birthplace ..... West Covina, CA
Residence ..... Riverside, CA
Bats/Throws ..... L/L
Height/Weight 6-2/230
Contract Status ..... signed thru 2011
M.L. Service 2.002

PERSONAL: Joseph Albert Reyes (Jo-Jo)... Married with one child... Resides in Riverside, CA… Attended Riverside Poly High School… Signed by John Ramey.

LAST SEASON: Began the season with the Atlanta Braves, making one appearance on Apr. 12 before being sent to Gwinnett (AAA) on May 14 where he made 12 appearances (10 starts)… Was acquired on July 14 along with Yunel Escobar in exchange for LHP Tim Collins, IF Tyler Pastornicky and SS Alex Gonzalez… **QUITE THE DEBUT:** In his first start with New Hampshire (AA) July 16, carried a no-hitter into the eighth inning before surrendering a one-out double… Was named Eastern League Pitcher of the Week (ending July 18) for his near no-hit performance… Was shut down for the season after his second start with the Fisher Cats with a right knee injury.

JO-JO REYES

Numbers in bold – career high

Year	Club & League	W-L	ERA	G	GS	CG	ShO	SV	IP	H	R	ER	HR	HB	BB-IBB	SO	WP	BK	OBA
2003	Braves (GCL)	5-3	2.56	11	10	0	0	0	45.2	34	16	13	1	1	14-0	55	3	0	.205
2004	Rome (SAL)	2-4	5.33	15	14	1	0	0	74.1	84	49	44	10	2	25-2	71	3	3	.290
2005	Braves (GCL)	0-1	1.69	3	2	0	0	0	5.1	6	2	1	0	0	1-0	6	0	0	.273
	Danville (Appy)	3-0	3.53	9	8	0	0	0	43.1	37	18	17	3	0	6-0	27	2	1	.228
2006	Rome (SAL)	8-1	2.99	13	13	1	1	0	75.1	62	26	25	5	7	25-1	84	5	0	.225
	Myrtle Beach (Caro)	4-4	4.11	14	14	0	0	0	65.2	52	36	30	0	3	36-0	58	1	0	.220
2007	Mississippi (Sou)	8-1	3.56	13	13	0	0	0	73.1	63	31	29	5	3	35-0	71	0	0	.240
	Gwinnett (Int)	4-0	1.00	6	6	0	0	0	36.0	25	7	4	2	0	12-0	39	0	0	.192
	ATLANTA (NL)	2-2	6.22	11	10	0	0	0	50.2	55	39	35	9	1	30-2	27	1	0	.286
2008	Gwinnett (Int)	1-1	2.31	8	8	0	0	0	39.0	31	11	10	2	2	16-0	38	2	1	.218
	ATLANTA (NL)	**3-11**	5.81	**23**	**22**	0	0	0	**113.0**	134	77	73	18	3	**52**-4	**78**	2	0	.301
2009	Gwinnett (Int)	4-2	2.86	15	14	0	0	0	66.0	68	23	21	6	1	24-0	32	3	1	.272
	ATLANTA (NL)	0-2	7.00	6	5	0	0	0	27.0	27	25	21	4	1	13-3	21	0	0	.262
2010	Gwinnett (Int)	1-5	5.70	12	10	0	0	0	47.1	57	33	30	8	0	15-0	50	2	1	.295
	New Hampshire (East)	1-1	2.57	2	2	0	0	0	14.0	7	4	4	0	1	4-0	10	0	0	.143
	ATLANTA (NL)	0-0	24.30	1	0	0	0	0	3.1	10	9	9	2	0	3-0	2	0	0	.500
Minor Totals		41-23	3.51	121	114	2	1	0	585.1	526	256	228	42	20	213-3	541	21	7	.241
MAJOR TOTALS		5-15	6.40	41	37	0	0	0	194.0	226	150	138	33	5	98-9	128	3	0	.297

REYES — TRANSACTIONS

- Selected by the Atlanta Braves in the 2nd round of the 2003 First Year Player Draft
- On disabled list (strained right hamstring) May 21-July 12, 2009; included rehabilitation assignment at Gwinnett (AAA) June 9-July 11
- Traded to the Toronto Blue Jays along with INF Yunel Escobar in exchange for SS Alex Gonzalez, IF Tyler Pastornicky and LHP Tim Collins on July 13, 2010

GAME HIGHS — REYES, Jo-Jo

ML Debut	Jul. 7, 2007 at SD
Innings Pitched:	
Starter	8.0 - Jun. 13, 2008 at LAA
Reliever	3.1 - 2 times, last Apr. 12, 2010 at SD
Walks:	
Starter	4 - 6 times, last Aug. 24, 2008 at STL
Reliever	4 - 2 times, last Jul. 27, 2008 at PHI
Strikeouts:	
Starter	9 - May 28, 2008 at MIL
Reliever	4 - May 27, 2008 at PHI
Hits Allowed	11 - May 13, 2008 at PHI
Runs Allowed	9 - Apr. 12, 2010 at SD
ER Allowed	9 - Apr. 12, 2010 at SD
HR Allowed	3 - 3 times, last May 8, 2009 at PHI
Low Hit CG	None
Last Win	Jun. 13, 2008 at LAA
Last Save	None
Last CG	None
Last ShO	None
Last Start	May 13, 2009 at NYM
Last Relief App.	Apr. 12, 2010 at SD
Longest Win Streak	2G - Sept. 18-28, 2007
Longest Losing Streak	7G – Jun. 23-Sept. 13, 2008
Scoreless Innings Streak	7.0 - 2 times, last Jun. 13-18, 2008

FIELDING

REYES, Jo-Jo — P

Year	PCT	G	PO	A	E	TC	DP
2007	1.000	11	1	7	0	8	1
2008	1.000	23	13	13	0	26	0
2009	.750	6	0	3	1	3	0
2010	--	1	0	0	0	0	0
Total	.964	41	14	23	1	37	1

JO-JO REYES — MILESTONES

Category		Date	Opponent	Notes
Start	1	July 7, 2007	at San Diego	ND - 3.0 IP, 5H, 5ER, 2HR, 3BB, K
Win	1	Sept. 18, 2007	Florida	as a starter - 5.0 IP, 3H, ER, 3BB, 7K

PROFESSIONAL CAREER:

2003: Named GCL Braves Pitcher of the Year... His 55 strikeouts ranked 4th in the Gulf Coast League.

2004: Made 15 appearances (14 starts)at Rome (A), before being shut down due to Tommy John surgery.

2005: Went 1-0 with a 1.85 ERA for the danville Braves upon his return from Tommy John.

2006: Named the Rome (A) Pitcher of the Year and SAL All-Star... Led the organization with 12 wins and 142 strikeoutsand ranked 5th with 141 IP... Listed as the Braves 8th best prospect by Baseball America... Named the Rome Pitcher of the Month for May, going 4-0, with a 0.93 ERA... Was the starting pitcher in the SAL All-Star game... Promoted to Myrtle Beach (A) on June 25, where he was the Carolina Pitcher of the Week on July 7

2007: Made the jump from Mississippi (AA) to Richmond (AAA), then to Atlanta after never pitching above Single-A... Posted his first career victory on Sept. 18 over FLA... Was recalled from Richmond on Aug. 21 for the secodn time in 2007... Made 10 starts for Atlanta among his 11 appearances... Recorded a pinch-hit single in his first official at-bat vs. CIN on July 16... On July 7 made his **Major League debut** at SD, recording a no-decision in an 8-5 loss... Led Braves minor leaguers with 12 wins.

2008: Appeared in a career high 23 games (22 starts), and set career highs in all categories... Finished the season on a career high seven-game losing streak, one short of Marty Clary's team record in 1990... The club lost 11 straight contests in which Reyes started from June 23 through to the end of the season, tying the club mark of 11 set by Rick Maher in 1987-88... Was removed from his May 8 startvs. SD with a recurring blister problem on his left index finger... Had a scoreless streak of 20 consecutive scoreless innings at Richmond (AAA).

2009: Started the season at Gwinett (AAA) before being recalled on April 18... Made five starts (0-2, 6.58) before moving to the bullpen... Was placed on the disabled list May 21 with a right hamstring injury... Re-injured the hamstring during a rehab start on June, sidelining him until July 7.

BLUE JAYS PITCHERS, TOP DUOS BY WINS

38-2008	Roy Halladay (20) — A.J. Burnett (18)
37-1992	Jack Morris (21) — Juan Guzman (16)
36-1997	Roger Clemens (21) — Pat Hentgen (15)
35-2003	Roy Halladay (22) — Kelvim Escobar (13)
33-1982	Dave Stieb (17) — Jim Clancy (16)
33-1984	Doyle Alexander (17) — Dave Stieb (16)
33-1993	Pat Hentgen (19) — Juan Guzman (14)
33-1996	Pat Hentgen (20) — Erik Hanson (13)
32-1983	Dave Stieb (17) — Jim Clancy (15)
32-1987	Jimmy Key (17) — Jim Clancy (15)
32-1998	Roger Clemens (20) — Chris Carpenter (12) — Pat Hentgen (12)
31-1985	Doyle Alexander (17) — Jimmy Key (14) — Dave Stieb (14)
31-1990	Dave Stieb (18) — Jimmy Key (13) — Todd Stottlemyre (13)
31-1991	Jimmy Key (16) — Todd Stottlemyre (15) — David Wells (15)
31-1999	David Wells (17) — Kelvim Escobar (14)
31-2006	Roy Halladay (16) — Ted Lilly (15)
30-1989	Dave Stieb (17) — Jimmy Key (13)
30-2000	David Wells (20) — Chris Carpenter (10) — Frank Castillo (10) — Kelvim Escobar (10)
30-2009	Roy Halladay (17) — Ricky Romero (13)

RICHMOND, Scott

PITCHER

48

Birthdate . . . . . August 30, 1979
Opening Day Age 31
Birthplace. . . . . North Vancouver, BC
Residence . . . . . Langley, BC
Bats/Throws . . . . . R/R
Height/Weight 6-5/220
Contract Status . . . . . signed thru 2011
M.L. Service 2.012

PERSONAL: Scott Daniel Richmond... Married... Played collegiate baseball as an Oklahoma State... Was named to the 2008 Canadian Olympic Baseball Team... Was a member of Canada's World Baseball Classic entry in 2009, however, did not appear in a game... Participated in the Toronto Blue Jays Winter tour this off-season during the Vancouver stop... Visited various schools and signed autographs at the Mall.

LAST SEASON: Made nine appearances (eight starts), all in the minors after rehabbing a shoulder impingement that recurred in the spring... Combined to go 4-1 in those games with a 1.98 ERA, allowing only 29 hits in 41 innings... Returned to the hill June 10 and made five appearances for Dunedin (A), before moving to New Hampshire (AA)... Made two starts at New Hampshire and two at Las Vegas (AAA) to conclude regular season... Returned to New Hampshire for the postseason, taking the loss in his only start on Sept. 18, despite tossing seven innings and allowing only three runs.

SCOTT RICHMOND

Numbers in bold – career high

Year	Club & League	W-L	ERA	G	GS	CG	ShO	SV	IP	H	R	ER	HR	HB	BB-IBB	SO	WP	BK	OBA
2005	Edmonton (Ind)	1-4	6.25	20	7	1	0	4	59.0	72	42	41	9	3	20-0	42	5	0	.305
2006	Edmonton (Ind)	3-6	3.03	39	1	0	0	8	71.1	53	26	24	5	1	17-3	72	2	0	.204
2007	Edmonton (Ind)	10-9	4.26	23	23	2	0	0	145.2	147	76	69	7	5	47-4	110	7	1	.261
2008	New Hampshire (East)	5-8	4.92	16	16	0	0	0	89.2	89	55	49	14	3	30-0	84	4	3	.251
	Syracuse (Int)	1-3	3.56	8	8	1	0	0	48.0	44	20	19	6	1	13-0	40	2	0	.244
	TORONTO (AL)	1-3	4.00	5	5	**1**	**1**	0	27.0	32	12	12	2	2	2-0	20	0	0	.296
2009	Blue Jays (Gulf)	0-0	8.10	1	1	0	0	0	3.1	9	3	3	1	0	1-0	5	1	0	.500
	Las Vegas (PCL)	0-1	1.69	1	1	0	0	0	5.1	3	2	1	1	0	1-0	5	0	0	.167
	TORONTO (AL)	**8-11**	5.52	**27**	**24**	**1**	0	0	**138.2**	147	90	85	27	0	**59**-1	**117**	5	1	.268
2010	Dunedin (FSL)	3-0	1.29	5	4	0	0	0	21.0	14	4	3	0	0	6-0	13	1	0	.177
	New Hampshire (East)	0-0	2.70	2	2	0	0	0	10.0	7	3	3	2	0	0-0	14	1	0	.189
	Las Vegas (PCL)	1-1	2.70	2	2	0	0	0	10.0	8	6	3	1	0	6-0	9	1	0	.205
Minor Totals		10-13	3.89	35	34	1	0	0	187.1	174	93	81	25	4	57-0	170	10	3	.240
MAJOR TOTALS		9-14	5.27	32	29	2	1	0	165.2	179	102	97	29	2	61-1	137	5	1	.273

WORLD BASEBALL CLASSIC

Year	Club & League	W-L	ERA	G	GS	CG	ShO	SV	IP	H	R	ER	HR	HB	BB-IBB	SO	WP	BK	OBA
2009	Canada						Did Not Play												

RICHMOND — TRANSACTIONS

- Signed by the Toronto Blue Jays a s a non-drafted free agent November 20, 2007
- On disabled list (right shoulder soreness) July 1-27, 2009; included rehabilitation assignment at Gulf Coast Blue Jays (rookie) July 20 and at Las Vegas (AAA) July 25

GAME HIGHS — RICHMOND, Scott

ML Debut	July 30, 2008 vs. TB
Innings Pitched:	
Starter	8.0 - 2 times, last Jun. 17, 2009 at PHI
Reliever	3.2 - Jun. 12, 2009 vs. FLA
Walks:	
Starter	5 - Jun. 30, 2009 vs. TB
Reliever	2 - Jun. 12, 2009 vs. FLA
Strikeouts:	
Starter	11 - Jun. 17, 2009 at PHI
Reliever	3 - Jun. 12, 2009 vs. FLA

Hits Allowed	9 - 2 times, last Aug. 28, 2009 at BOS
Runs Allowed	6 - 4 times, last Sept. 12, 2009 at DET
ER Allowed	6 - 2 times, last Sept. 12, 2009 at DET
HR Allowed	3 - 3 times, last Sept. 28, 2009 at BOS
Low Hit CG	4 - Sept. 26, 2009 at BAL (6.0 inn)
Last Win	Sept. 28, 2009 at BOS
Last Save	None
Last CG	May 8, 2009 at OAK
Last ShO	Sept. 26, 2009 at BAL (6.0 inn)
Last Start	Oct. 3, 2009 at BAL
Last Relief App.	Jun. 20, 2009 at WSH
Longest Win Streak	4G - Apr. 15-May 3, 2009
Longest Losing Streak	6G - Jun. 30-Sept. 18, 2009
Scoreless Innings Streak	10.1 - May 24-Jun. 6, 2009

FIELDING

RICHMOND, Scott — P

Year	PCT	G	PO	A	E	TC	DP
2008	1.000	5	2	0	0	2	0
2009	1.000	27	14	17	0	31	1
Total	1.000	32	16	17	0	33	1

SCOTT RICHMOND - MILESTONES

Category		Date	Opponent	Notes
Start	1	July 30, 2008	Tampa Bay	L-5.1IP, 7H, 3ER, 4K, HR
Win	1	Sept. 26, 2008	at Baltimore	6.0IP, 4H, 3K

PROFESSIONAL CAREER:

2005: In his first season with the Edmonton Crackers Cats (Independent) pitched to a 1-4 record with a 6.25 ERA in 20 appearances (seven starts)... Made his first start 7/25, going three scoreless inning, allowing only one hit... As a starter was 1-2 with a 7.41 ERA... Out of the bullpen recorded a 0-2 record with four saves and a 4.68 ERA.

2006: Was 3-7 with 8 saves and a 3.03 ERA in Edmonton (Independent League), striking out 72 while walking only 17 in 71 1/3 innings and allowing just 53 hits... .He led Edmonton in ERA; had he qualified, he would have ranked 4th in the Northern League... Pitched out of the bullpen, except for his debut of the season, his only start, 5/22 (7.1IP, 9H, 6ER, BB, K)... Held opponents to a .191 avg. out of the bullpen (44-230)... RH hitters were held to a .176 mark (30-170).

2007: Pitched for the Edmonton Cracker Cats of the Independent Golden Baseball League... Pitched exclusively as a starter for the first time, where he had a 10-9 record with a 4.26 record... The rest of the staff was just 28-49 as Richmond led in wins. He was 10th in the Northern League in ERA... Joined Team Canada for the Baseball World Cup... Was 0-2 with a 9.39 ERA, taking two of Canada's 3 losses.

2008: Made his **Major League debut** on July 30 vs. TB... Took the loss, going 5.1 innings allowing three runs in a 3-2 loss... Became the 14th Canadian to appear in a Blue Jays uniform and the 6th Canadian pitcher... Also just the 2nd Canadian-born pitcher to make his debut as a starter for the Blue Jays... In his final start, defeated BAL, Sept. 26 by a 3-0 score to pick up his first Major League win... Did not allow a run in six innings of work... Helped Team Canada earn a spot in the 2008 Olympics... Was 2-0 with a 1.35 ERA in the Final Olympic Qualification Tournament, getting a win in a 15-10 slugfest over Mexico and throwing four scoreless frames against a strong South Korean national team... T-1st for the tournament lead in wins.

2009: In his first full season appeared in 27 games, making 24 starts… Started the season with a 4-0 record, and was the first Blue Jays rookie pitcher to do so since Gustavo Chacin in 2005… Won AL Rookie of the Month for April going 3-0 with a 2.70 ERA in 4 starts (23.1IP, 20H, 7ER, 10BB, 20K)… In fact went his first 10 starts of his career without giving up more than 3ER, five in 2008 & five in 2009… Was placed on the DL July 5 with biceps tendonitis… Fanned 10 or more on two occasions, with a career high 11 strikeout performance June 17 at PHI… Recorded his 1st complete game of the season, May 8 at OAK in a 5-3 loss… Did not walk more than three batters until June 30, a span of 21 games in his career… Was 5th in the AL in having opponents swing at the first pitch 30.7% of the time... Was on Team Canada's roster for the Classic however did not participate.

CANADIANS IN THE BLUE JAYS SYSTEM

15 Canadians have worn the Blue Jays uniform in the 34 year history of the franchise.

Players Who Have Played At The Major League Level (15)

NAME	POS.	HOMETOWN	YEAR(S)
Dave McKay	INF	Vancouver, BC	1977-79
Paul Hodgson	OF	Fredericton, NB	1980
Rob Ducey	OF	Cambridge, ON	1987-92; 2000
Denis Boucher	LHP	Lachine, PQ	1991
Vince Horsman	LHP	Dartmouth, NS	1991
Rob Butler	OF	Toronto, ON	1993-94; 99
Paul Spoljaric	LHP	Kelowna, BC	1994; 96-97; 99
Paul Quantrill	RHP	Cobourg, ON	1996-2001
Rich Butler	OF	Toronto, ON	1997
Steve Sinclair	LHP	Victoria, BC	1998-99
Simon Pond	OF	North Vancouver, BC	2004
Corey Koskie	INF	Anola, MB	2005
Matt Stairs	INF/OF	St. John, NB	2007
Scott Richmond	RHP	North Vancouver, BC	2008-
Shawn Hill	RHP	Mississauga, ON	2010

Other Canadians On The 40-man Roster (6)

NAME	POS.	HOMETOWN	YEAR(S)
Dave Shipanoff	RHP	Edmonton, AB	1982-1984
Nigel Wilson	OF	Ajax, ON	1991
Greg O'Halloran	C	Mississauga, ON	1992
Joe Young	RHP	Ft. McMurray, BC	1996-98
Chad Ricketts	RHP	Waterloo, ON	2002
Vince Perkins	RHP	Victoria, BC	2004, 2005

Players Currently In Toronto's Farm System (10)

*as of February 17, 2011

NAME	POS.	HOMETOWN
Zachary Breault	RHP	Amherstburg, ON
Michael Crouse	OF	Port Moody, BC
Marcus Knecht	OF	Toronto, ON
Brett Lawrie	IF	Langley, BC
Adam Loewen	IB/OF	Vancouver, BC
Brad McElroy	OF	Port Stanley, ON
Vince Perkins	RHP	Victoria, BC
Dalton Pompey	OF	Mississauga, ON
Nick Purdy	RHP	Ajax, ON
Randy Schwartz	IF	Guelph, ON

RIVERA, Juan

OUTFIELDER

20

Birthdate . . . . . July 3, 1978
Opening Day Age 32
Birthplace. . . . . Guarenas, VZ
Residence . . . . . Guarenas, VZ
Bats/Throws . . . . . R/R
Height/Weight 6-2/170
Contract Status . . . . . signed thru 2011
M.L. Service 8.047

PERSONAL: Juan Luis Rivera... Originally signed by Yankees at age 16 by Raul Ortega.

LAST SEASON: Completed 6th season with the Angels, playing in 124 games, hitting 10 or more home runs for the 6th time in his career... Reached 15 home runs for the 4th time in his career, all with the Angels... **WHEN IT COUNTS:** Belted 10 of his 15 home runs vs. AL West foe... Best month came in July when he batted .319 in 20 games... Ranked second on the club with eight outfield assists... **BIG DAY:** Posted 9th career multi-HR game on Oct. 1 at TEX, including the game-winning home run in the 11th inning... **LATE COMER:** In his career has now batted .257 in the first half of the season (Apr-June) as opposed to .296 in the second half (July-Oct).

JUAN RIVERA

Numbers in bold – career high

Year	Club & League	AVG	G	AB	R	H	2B	3B	HR	RBI	SH-SF	HP	BB-IBB	SO	SB-CS	SLG	OBP	OPS
1996	DSL (DSL)	.167	10	18	0	3	0	0	0	2	0-1	0	0-0	1	0-0	.167	.158	.325
1997	VSL (VSL)	.282	52	142	25	40	9	0	0	14	0-3	0	12-0	16	12-0	.345	.331	.676
1998	Yankees (GCL)	.333	57	210	43	70	9	1	12	45	0-1	1	26-2	27	8-5	.557	.408	.965
	Oneonta (NYP)	.278	6	18	2	5	0	0	1	3	0-0	0	1-0	4	1-1	.444	.316	.760
1999	Yankees (GCL)	.333	5	18	7	6	0	0	1	4	0-0	0	4-0	1	0-0	.500	.455	.955
	Tampa (FSL)	.263	109	426	50	112	20	2	14	77	0-8	5	26-3	67	5-4	.418	.308	.726
2000	Norwich (East)	.226	17	62	9	14	5	0	2	12	0-0	0	6-0	15	0-0	.403	.294	.697
	Tampa (FSL)	.276	115	409	62	113	26	1	14	69	0-5	6	33-1	56	11-7	.447	.336	.783
2001	Norwich (East)	.320	77	316	50	101	18	3	14	58	0-3	3	15-2	50	5-7	.528	.353	.881
	Columbus (Int)	.327	55	199	39	65	11	1	14	40	0-3	1	15-1	31	4-5	.603	.372	.975
	NEW YORK (AL)	.000	3	4	0	0	0	0	0	0	0-0	0	0-0	0	0-0	.000	.000	.000
2002	Yankees (GCL)	.308	4	13	1	4	2	0	0	4	0-0	1	2-0	3	0-0	.462	.438	.900
	Columbus (Int)	.325	65	265	40	86	21	1	8	47	1-3	1	13-1	39	5-1	.502	.355	.857
	NEW YORK (AL)	.265	28	83	9	22	5	0	1	6	1-1	0	6-0	10	1-1	.361	.311	.672
2003	Columbus (Int)	.325	79	308	47	100	21	0	7	37	0-3	0	26-1	37	1-3	.461	.374	.835
	NEW YORK (AL)	.266	57	173	22	46	14	0	7	26	1-1	0	10-1	27	0-0	.468	.304	.772
2004	MONTREAL (NL)	.307	134	391	48	120	24	**1**	12	49	0-0	1	34-7	45	**6**-2	.465	.364	.829
2005	LOS ANGELES (AL)	.271	106	350	46	95	17	**1**	15	59	2-1	0	23-0	44	1-9	.454	.316	.770
2006	Salt Lake (PCL)	.556	2	9	3	5	3	0	1	6	0-0	0	1-0	0	0-0	1.222	.600	1.822
	LOS ANGELES (AL)	.310	124	448	65	139	**27**	0	23	85	0-6	7	33-0	**59**	0-4	.525	.362	.887
2007	Rancho Cucamonga (Cal)	.400	3	10	3	4	1	0	0	2	0-0	0	0-0	2	0-0	.500	.400	.900
	Salt Lake (PCL)	.262	15	61	4	16	8	0	0	17	0-1	0	3-0	6	0-0	.393	.292	.685
	LOS ANGELES (AL)	.279	14	43	3	12	1	0	2	8	0-0	0	1-0	4	0-0	.442	.295	.737
2008	LOS ANGELES (AL)	.246	89	256	31	63	13	0	12	45	0-8	0	16-0	33	1-1	.438	.282	.720
2009	LOS ANGELES (AL)	.287	138	529	**72**	**152**	24	**1**	**25**	**88**	0-5	2	**36**-1	57	0-1	.478	.332	.810
2010	LOS ANGELES (AL)	.252	124	416	53	105	20	0	15	52	0-2	4	33-4	58	2-2	.409	.312	.721
Minor Totals		.300	671	2484	385	744	154	9	88	437	1-31	18	183-11	355	52-33	.475	.348	.823
AL TOTALS		.275	683	2302	301	634	121	2	100	369	4-24	13	158-6	292	5-18	.460	.322	.782
MAJOR TOTALS		.280	817	2693	349	754	145	3	112	418	4-24	14	192-13	337	11-20	.461	.328	.789

DIVISION SERIES RECORD

Year	Club & League	AVG	G	AB	R	H	2B	3B	HR	RBI	SH-SF	HP	BB-IBB	SO	SB-CS
2002	NEW YORK (AL)	.250	4	12	2	3	0	0	0	3	0-0	0	1-0	3	0-0
2003	NEW YORK (AL)	.333	4	12	2	4	0	0	0	0	1-0	0	1-1	0	0-0
2005	LOS ANGELES (AL)	.353	5	17	3	6	1	0	1	1	0-0	0	1-0	2	0-0
2007	LOS ANGELES (AL)	.333	2	3	0	1	0	0	0	0	0-0	0	1-0	1	0-0
2008	LOS ANGELES (AL)	.125	3	8	1	1	0	0	0	1	0-0	0	3-0	2	0-0
2009	LOS ANGELES (AL)	.273	3	11	1	3	1	0	0	2	0-0	0	0-0	2	1-0
DIVISION TOTALS		.286	21	63	9	18	2	0	1	7	1-0	0	7-1	10	1-0

LEAGUE CHAMPIONSHIP SERIES RECORD

Year	Club & League	AVG	G	AB	R	H	2B	3B	HR	RBI	SH-SF	HP	BB-IBB	SO	SB-CS
2003	NEW YORK (AL)	.000	2	2	0	0	0	0	0	0	0-0	0	0-0	1	0-0
2005	LOS ANGELES (AL)	.111	3	9	1	1	1	0	0	0	0-0	0	0-0	1	0-0
2009	LOS ANGELES (AL)	.200	6	25	0	5	1	0	0	0	0-0	0	0-0	1	0-0
LEAGUE TOTALS		.167	11	36	1	6	2	0	0	0	0-0	0	0-0	3	0-0

WORLD SERIES RECORD

Year	Club & League	AVG	G	AB	R	H	2B	3B	HR	RBI	SH-SF	HP	BB-IBB	SO	SB-CS
2003	NEW YORK (AL)	.167	4	6	0	1	1	0	0	1	0-0	0	1-1	1	0-0

WORLD BASEBALL CLASSIC

Year	Club & League	AVG	G	AB	R	H	2B	3B	HR	RBI	SH-SF	HP	BB-IBB	SO	SB-CS
2006	Venezuala	.154	5	13	3	2	0	0	0	0	0-0	0	3-0	4	1-0

HOME RUN BREAKDOWN

			ONE GAME									
Total	H	A	2	3	4	GS	LO	XN	IP	PH	RHP	LHP
112	51	61	9	0	0	3	0	2	0	1	67	45

RIVERA — TRANSACTIONS

- Signed by the New York Yankees as a non-drafted free agent on April 12, 1996
- On disabled list (fractured right knee) June 8-August 19, 2002
- Traded to the Montreal Expos along with INF Nick Johnson and LHP Randy Choate in exchange for Javier Vazquez on December 4, 2003
- Traded to the Los Angles of Anaheim along with INF Maicer Izturis in exchange for OF Jose Guillen on November 10, 2004
- On disabled list (strained left rib cage) April 17-May 7, 2006
- On diabled list (broken left leg) March 31-September 1, 2007
- Traded to the Toronto Blue Jays along with C Mike Napoli in exchange for OF Vernon Wells on January 21, 2011

GAME HIGHS — RIVERA, Juan

ML Debut	Sept. 4, 2001 at TOR	**RBI**	6 - 2 times, last Aug. 18, 2005 vs. BOS
Runs	3 - 10 times, last Jul. 17, 2010 vs. SEA	**Stolen Bases**	1 - 11 times, last Jul. 20, 2010 at NYY
Hits	4 - 7 times, last Sept. 13, 2008 vs. SEA	**Last ML Home Run**	Oct. 2, 2010 at TEX
Doubles	3 - 3 times, last Aug. 14, 2009 at BAL	**Longest Hitting Streak**	11G - 2 times, last Sept. 14-24, 2004
Home Runs	2 - 9 times, last Oct. 1, 2010 at TEX	**Longest Hitless Streak**	22AB - Jun. 19-29, 2004

FIELDING

RIVERA, Juan — 1B

Year	PCT	G	PO	A	E	TC	DP
2008	1.000	1	5	0	0	5	0
2010	.991	13	98	12	1	111	8
Total	.991	14	103	12	1	116	8

RIVERA, Juan — 2B

Year	PCT	G	PO	A	E	TC	DP
2008	--	1	0	0	0	0	0

RIVERA, Juan — OF

Year	PCT	G	PO	A	E	TC	DP
2001	1.000	3	1	0	0	1	0
2002	.996	28	54	2	2	58	1
2003	.979	56	90	3	2	95	0
2004	.986	121	192	14	3	209	3
2005	.992	74	127	5	1	133	1
2006	.974	103	210	13	6	229	1
2007	1.000	9	9	1	0	10	0
2008	.966	59	81	4	3	88	1
2009	.992	128	237	11	2	250	3
2010	.978	105	214	8	5	227	1
Total	.982	686	1215	61	24	1300	11

JUAN RIVERA — MILESTONES

Category		Date	Opponent	Pitcher	Notes
Game	500	July 9, 2008	at Texas	--	as LF
Hit	1	June 5, 2002	Baltimore	Driskill	double
	500	April 8, 2009	Oakland	Eveland	single
Home Run	1	Sept. 19, 2002	at Tampa Bay	Brazelton	1R
	100	April 17, 2010	at Toronto	Tallet	1R
Multi-Homer Game (9)					
	9	Oct. 1, 2010	at Texas	Lowe, Harrison	1R, 1R
Extra-Inning (2)	1	Aug. 16, 2009	at Baltimore	Albers	13th inning
	2	Oct. 1, 2010	at Texas	Harrison	11th inning
Grand Slam (3)	1	June 19, 2004	Chicago (AL)	Munoz	2nd inning
	2	May 20, 2005	Los Angeles (NL)	Brazobon	9th inning
	3	May 12, 2006	Seattle	Livingston	4th inning
Pinch Hit (1)	1	May 2, 2004	Los Angeles (NL)	Mota	2R
RBI	1	Sept. 1, 2002	at Toronto	Politte	single
Stolen Base	1	Sept. 2, 2002	Boston	Fossum C-Mirabelli	2nd base

PROFESSIONAL CAREER:

2000: Spent majority of season with single-A Tampa, batting .276 (113/409) with 26 doubles, one triple, 14 home runs and 69 RBI in 115 games... Promoted to Norwich, posting .226 (14/62) average with five doubles, two home runs and 12 RBI in 17 games... Ranked 11th best prospect in Yankees organization by Baseball America.

2001: Split time between double-A Norwich and Columbus, leading all Yankee minor-leaguers with .322 average and 98 RBI and third with 28 home runs... Began season with Norwich, posting .320 average (101/316) with 18 doubles, three triples, 14 home runs and 58 RBI in 77 games with Navigators... Posted 19-game hit streak, April 15-May 4, batting .368 (28/76) with five HR and 14 RBI in that span... Selected to play for World Team in Futures Game during All-Star Weekend... Named to double-A All-Star game in Indianapolis... Promoted to Columbus, June 30... Had contract purchased by Yankees, Sept. 4... Was hitless in four at-bats in three games with Yankees... Made **Major League debut**, Sept. 4, at Toronto, replacing Paul O'Neill in right.

2002: Started season with Columbus, batting .325 (86/265) with 21 doubles, one triple, eight home runs and 47 RBI in 65 games... Tied International League with 14 outfield assists... Named top prospect in Yankees organization by Baseball America... Appeared in 28 games for Yankees, posting .265 average (22/83) with five doubles, one home run and six RBI

in 28 games... Recalled, June 5 vs. Baltimore... Collected first Major League hit with fifth inning double... Made two starts before being placed on 15-day DL, June 9, due to small avulsion fracture of right knee cap... Reinstated from DL Aug. 19 and optioned to Columbus same day... Recalled for second time, Aug. 31... Hit first Major League HR, Sept. 19, at Tampa Bay... Named top prospect in Yankees' organization by Baseball America.

2003: Made 30 starts in left field and 13 starts in right field with the Yankees... In 79 games for Columbus (AAA) this season, batted .325 (100-for-308) with 21 doubles, 7 HR and 37 RBI... Had 19-game hitting streak to begin the season... Was recalled from Columbus before May 23 game vs. Toronto, started in LF and was 1-for-4 in his season debut... In 17-inning win on June 1 at Detroit, became the first Yankee to ground into three double plays in a single game since Matt Nokes... Was optioned to Columbus on July 7... Was recalled from Columbus for a second time on Aug. 20... Hit three-run HR in the fourth (#6) and solo-HR in the eighth (#7)--his first career multi-HR game--and established career-highs with four hits (4-for-4), 3R and 4RBI in Sept. 27 win vs. Baltimore....Tied a career-high with six-game hitting streak from Sept. 17-27, hitting .550 (11-for-20) with 5HR and 10RBI... Homered in four of five starts during that span (5HR total).

2004: Spent entire season with Montreal, posting .307 average in 134 games... Set career-highs in every offensive category... Struggled in first half of season, batting .244 with five home runs and 23 RBI... Posted .358 average with seven home runs and 26 RBI in the second half to finish at .307... Hit .370 after Aug. 1, fourth best in ML (Suzuki, .419; Bonds, .375; Helton, .374)... Batted .276 with six home runs and 21 RBI off lefties while posting .328 average (77/235) with six home runs and 28 RBI vs. righties... Collected first career pinch-hit home run and first NL home run, May 2 at LA (Guillermo Mota)...Hit two HR (2R and GS) in an inning for fifth time in Expos history, June 19 vs. CWS (9 run second inning)... Was first and only player in Olympic Stadium history to accomplish feat and 11th player in ML history to do so... Also collected six RBI, matching Andre Dawson's single-inning RBI record (Sept. 24, 1995 at CHI, fifth inning)... Other Expos to homer twice in an inning are John Boccabella (July 6, 1973 vs. HOU), Andre Dawson (twice; July 30, 1978 at ATL and Sept. 24, 1985 at CHI) and Mike Lansing (May 7, 1997 at SF)... Posted career-high 11-game hit streak, Sept. 14-24, batting .386 (17/44) with three home runs and eight RBI in that span... Named Expos Player of the Month for September by Montreal Chapter of BBWAA after setting single-month career-highs in hits (37) and RBI (15)... Ranked first in ML in outfield assists with 14 (also Richard Hidalgo)...13 of 14 outfield assists came in RF and five were recorded at home plate.

2005: In first season with Angels, established career bests with 15 HRs and 59 RBI... Ended season hitting in season-best eight straight games (.353; 12/34, 2 HR, 9 RBI) and started last 17 games of 2005, span in which Angels went 14-3 to seal division title... Hit .308 from Aug. 1- end of season... One of top Angel hitters with RISP (.348, 31/89)...Tallied 5th outfield assist Sept. 9 at CWS throwing out potential winning run (Rowand) at home in 11th inn... Had four hits, two HR (3rd time) and six RBI (2nd time in career), Aug. 18 vs. Boston...10 total bases were most by Angel in 2005...Tied club record with three doubles (7/27 at Tex.).

2006: Set career highs in home runs (23), RBIs (85), average (.310), runs (65) and hits (139) as he became an everyday player for the Angels midway through the season... His previous bests in home runs and RBIs were 15 and 59, respectively, set in 2005... Hit nearly 60 points higher after the All-Star break than before it (.335 to .277)... Tied the club record for home runs in the month of July with 11 (Don Baylor, 1979)... Led all American League outfielders with 13 assists. Missed 20 games with a strained left rib cage in the early part of the season.

2007: Missed all but one month of season recovering from a broken left tibia suffered Dec. 22 in a Winter League game in Venezuela... In 14 games (10 starts) with Angels, batted .279, with one double, two home runs and 8 RBI... Launched 2nd HR of season in as many games, Sept. 19 vs. Tampa Bay... Connected for first HR of season Sept. 16 at Chicago (first HR since Sept. 26, 2006)... Recalled from rehab and activated from 60-day DL Sept. 2... Placed on 15-day DL Mar. 31 and transferred to 60-day DL Apr. 26... Began rehab assignment Aug. 13 and batted a combined .282 with nine doubles and 19 RBI in 18 games.

2008: Spent fourth season with Angels playing in 89 games, icluding 66 starts... All 12 home runs came after July 2 (58 games)...Was Angels top pinch-hitter, batting .357 (5-for-14) with five RBI (two GW PH-RBI)...Tied Angels' club record with four extra-base hits Sept. 13 vs. Seattle (3 2B, 1 HR)... Also tied career-best with four hits... Missed time in Sept. with a mild strain of his right hip flexor... Logged 16 RBI in his last 17 games of season... With three Angel infielders out with injuries Aug. 27 vs. Oakland, he made his MLB debut at second base in the 9th inning... Batted .311 with 6 HR and 16 RBI in July... Had 11-game hit streak July 12-28 (streak matched career-best set in 2004)... Hit .275 at home compared to .216 on road.

2009: Hit career-best 25 home runs (previously 23 home runs in 2006) and knocked in career-high 88 RBI... Also logged career numbers in games (138), hits (152) and runs scored (72)... 2nd on club with 11 game-winning RBI and hit .325 (49/151) with RISP... Batted .333 (47/141) vs. LHP... Three home runs shy of 100... Returned to lineup July 27 after eight-game absence (tight right hamstring)... Tied club record with three doubles August 14 at Bal...Tied for 4th in AL with 11 outfield assists.

REACHING BASE 300 TIMES

JOHN OLERUD and **CARLOS DELGADO** are the only Blue Jays to have reached base 300 times during a season (hits, walks and hit by pitch)... **OLERUD** reached base 321 times during the 1993 season when he notched 200 hits, 114 base on balls and seven hit by pitch... **DELGADO** reached base 334 times in the 2000 season collecting 196 hits, 123 base on balls and 15 hit by pitch... In 2003 **DELGADO** reached base 300 times, collecting 172 hits, 109 base on balls and 19 hit by pitch...

ROENICKE, Josh

PITCHER

17

Birthdate . . . . . August 4, 1982
Opening Day Age 28
Birthplace. . . . . Baltimore, MD
Residence . . . . . Ruff and Ready, CA
Bats/Throws . . . . . R/R
Height/Weight 6-3/200
Contract Status . . . . . signed thru 2011
M.L. Service 1.014

PERSONAL: Joshua James Roenicke... Single... Grew up in Grass Valley, California and in 2001 graduated from Nevada Union High School... Played baseball at UCLA... In 2002 and 2003 also played football for the Bruins... His father, Gary, and uncle, Ron, played in the Major Leagues... Gary is a scout with the Orioles and Ron is now the manager of the Milwaukee Brewers.

LAST SEASON: Appeared in 16 games for the Blue Jays over two separate stints with the team… **WIN #1:** Picked up his first ML win May 14 vs. TEX pitching 1.1 innings in a 16-10 win… **STINGY:** In 16 games this season allowed opposition to hit only .237 (18-76) and allowed seven hits to lefthanders as they were limited to a .219 average … On Sept.10 pitched a career high three innings of relief (H, ER, 2K, HR)… Recorded multiple strikeout outings in seven of 16 games, including three on two occasions...Held opponents to a .167 average at Rogers Centre... **IN THE MINORS:** Posted a career high nine wins for Las Vegas (AAA) which led the Club… Began the season by pitching 10.2 consecutive scoreless innings… In 24 of his 36 appearances pitched more then one inning and in 15 games pitched at least two innings.

JOSH ROENICKE

Numbers in bold – career high

Year	Club and League	W-L	ERA	G	GS	CG	ShO	SV	IP	H	R	ER	HR	HB	BB-IBB	SO	WP	BK	OBA
2006	Reds (Gulf)	1-0	1.17	7	0	0	0	0	7.2	8	2	1	0	1	3-0	9	1	0	.258
	Billings (Pio)	1-0	6.32	14	0	0	0	6	15.2	10	11	11	1	0	12-0	24	1	0	.179
2007	Sarasota (FSL)	2-1	3.25	27	0	0	0	16	27.2	23	10	10	1	1	15-2	41	1	0	.225
	Chattanooga (Sou)	1-1	0.95	19	0	0	0	8	19.0	12	3	2	0	0	6-0	15	0	0	.185
2008	Chattanooga (Sou)	4-2	3.27	22	0	0	0	10	22.0	21	10	8	2	0	12-1	28	1	0	.253
	Louisville (Int)	2-0	2.54	35	0	0	0	3	39.0	34	11	11	2	0	14-3	43	8	0	.234
	CINCINNATI (NL)	0-0	9.00	5	0	0	0	0	3.0	6	3	3	0	1	2-0	6	0	0	.400
2009	Louisville (INT)	1-0	2.57	27	0	0	0	12	28.0	30	9	8	0	2	6-1	32	1	0	.268
	CINCINNATI (NL)	0-0	2.70	**11**	0	0	0	0	**13.1**	13	4	4	0	0	**4**-0	**14**	1	0	.260
	TORONTO (AL)	0-0	7.13	**13**	0	0	0	0	**17.2**	19	15	14	2	1	**12**-1	**19**	1	0	.271
2010	Las Vegas (PCL)	9-1	3.64	36	0	0	0	1	59.1	61	29	24	7	2	25-1	54	5	0	.269
	TORONTO (AL)	**1**-0	5.68	16	0	0	0	0	19.0	18	15	12	1	2	13-0	18	1	0	.237
Minor Totals		21-5	3.09	187	0	0	0	56	218.1	199	85	75	13	6	93-8	246	18	0	.242
TORONTO TOTALS		1-0	6.38	29	0	0	0	0	36.2	37	30	26	3	3	25-1	37	2	0	.253
NL TOTALS		0-0	3.86	16	0	0	0	0	16.1	19	7	7	0	1	6-0	20	1	0	.292
MAJOR TOTALS		1-0	5.60	45	0	0	0	0	53.0	56	37	33	3	4	31-1	57	3	0	.265

ROENICKE — TRANSACTIONS

- Selected by the Cincinnati Reds in the 10th round of the June 2006 First Year Player Draft
- Traded to the Toronto Blue Jays along with RHP Zach Stewart and 3B Edwin Encarnacion in exchange for 3B Scott Rolen on July 31, 2009

GAME HIGHS — ROENICKE, Josh

ML Debut	Sept. 13, 2008 at STL
Innings Pitched:	
Starter	None
Reliever	3.0 - 2 times, last Sept. 10, 2010 vs. TB
Walks:	
Starter	None
Reliever	4 - May 14, 2010 vs. TEX
Strikeouts:	
Starter	None
Reliever	4 - July 16, 2009 vs. MIL
Hits Allowed	4 - 2 times, last Oct. 2, 2009 at BAL
Runs Allowed	4 - May 8, 2010 at CWS
ER Allowed	4 - May 8, 2010 at CWS
HR Allowed	1 - 3 times, last Sept. 10, 2010 vs. TB
Low Hit CG	None
Last Win	May 14, 2010 vs. TEX
Last Save	None
Last CG	None
Last ShO	None
Last Start	None
Last Relief App.	Sept. 28, 2010 vs. NYY
Longest Win Streak	1G - May 14, 2010
Longest Losing Streak	None
Scoreless Innings Streak	8.1 - Jun. 18-Jul. 6, 2009

FIELDING

ROENICKE, Josh — P

Year	PCT	G	PO	A	E	TC	DP
2008	-	5	0	0	0	0	0
2009	1.000	24	2	3	0	5	1
2010	.600	16	2	1	2	5	0
Total	.800	45	4	4	2	10	1

JOSH ROENICKE — MILESTONES

Category		Date	Opponent	Notes
Win	1	May 14, 2010	Texas	Relief - 1.1 IP, 1H, 2ER, 4BB, HB, 2K

PROFESSIONAL CAREER:

2006: In his first professional season combined to finish 2-0, 4.63 with 6 saves in 21 relief apps for the rookie league Gulf Coast Reds and Billings... Opponents hit just .207... Recorded 33 strikeouts in just 23.1 innings.

2007: At Class A Sarasota and Class AA Chattanooga led all Reds minor league pitchers with 24 saves... Combined to finish 4-2, 2.31 in 46 relief apps... In Baseball America's Best Tools issue was rated the best reliever in the Florida State League... Was selected to participate in the Florida State League All-Star Game... Began the season at Sarasota and in 27 apps there went 2-1, 3.25 with 16 saves in 18 chances before he was promoted to Chattanooga on June 21... Finished the season 1-1, 0.95 with 8 saves in 9 save opps over 19 apps for the Lookouts... Did not allow a run in 16 of his 19 apps for Chattanooga.

2008: In 57 apps at Class AA Chattanooga and Class AAA Louisville combined to finish 6-2, 2.80 with 13 saves... Among all Reds farmhands ranked T2nd in saves... Was promoted following the International League playoffs... In the 10-inning, 3-2 victory on Sept. 13 at ARI became the 10th and final Reds player to make his Major League debut in 2008... In his **Major League debut** recorded his first career strikeout (Mark Reynolds).

2009: Acquired by Toronto on July 31 along with 3B Edwin Encarnacion & RHP Zachary Stewart from Cincinnati, in exchange for 3B Scott Rolen… Combined to go 0-0 with a 5.23 ERA in 24 games, between Cincinnati and Toronto… Spent most of the 2009 season in the Cincinnati organization at Louisville (AAA)… Apeared in 27 games, picking up 12 saves and a win, to go with a 2.57 ERA, while walking only six and striking out 32 in 28 innings of work for the Redbirds… Was summoned to the Reds for a stretch between June 18 and July 16, pitching in 10 games, before being optioned back to Louisville… Was recalled in time for a July 29 appearance his final one as a Red before being traded… Was not scored upon in his first six games with Reds in 2009, totaling 8.1 innings, a career high scoreless streak… In Cincinnati made a total of 11 appearances all in relief, pitching to a 2.70 ERA… Made his Blue Jays debut on Aug. 2 at OAK, tossing one scoreless inning… Was scored upon in eight of 13 outings with the Blue Jays, resulting in a 7.13 ERA… Struck out 19 in his 17.2 frames, however he did add 12 walks… Allowed left-handed hitters to a bat .351 over the course of the season, while limiting right-handed hitters to a .190 mark.

BLUE JAYS ALL-TIME LONGEST HOMERLESS STRETCHES

ORGANIZED BY AT BATS

ALFREDO GRIFFIN

DATES OF HOME RUNS	PITCHER	SPAN OF DROUGHT
July 30, 1980 vs. Oakland	Langford	255 Games, 956 At Bats
July 26, 1982 at Boston	Eckersly	

BOB BAILOR

DATES OF HOME RUNS	PITCHER	SPAN OF DROUGHT
May 7, 1978 at Seattle	Pole	228 Games, 845 At Bats
Aug. 22, 1979 at Seattle	Honeycutt	

OTIS NIXON

DATES OF HOME RUNS	PITCHER	SPAN OF DROUGHT
Apr. 16, 1996 vs. Detroit	Gohr	205 Games, 806 At Bats
Aug. 1, 1997 at Detroit	Moehler	

MANNY LEE

DATES OF HOME RUNS	PITCHER	SPAN OF DROUGHT
June 17, 1990 at New York	Lapointe	245 Games, 804 At Bats
May 6, 1992 at Seattle	Acker	

GARTH IORG

DATES OF HOME RUNS	PITCHER	SPAN OF DROUGHT
Aug. 2, 1980 vs. California	Laroche	240 Games, 771 At Bats
Sept. 28, 1982 vs. Minnesota	Viola	



ROMERO, Ricky

PITCHER

24

Birthdate . . . . . November 6, 1984
Opening Day Age 26
Birthplace. . . . . Los Angeles, CA
Residence . . . . . Los Angeles, CA
Bats/Throws . . . . . R/L
Height/Weight 6-0/217
Contract Status . . . . . signed thru 2015
M.L. Service 2.000

PERSONAL: Ricardo Romero Jr... Single... After spending three years at Garfield High School Romero graduated from Theodore Roosevelt High School in East Los Angeles... In his senior year he was named L.A. City Section Co-Player of the Year and Eastern League co-MVP for baseball, going (12-1) with a 0.53 ERA and 162 strikeouts for the Rough Riders... Upon graduation, Romero attended Cal State Fullerton from 2001 to 2005... The lefty starter helped the Titans capture a National Title in the 2004 College World Series, pitching the team into the semifinals past Miami (FL) and winning game one of the World Series against Texas... Was also selected to the All-Tournament team for that season and played for the U.S. National Team pitching to a (3-1) record with a 1.57 ERA... In 2005 he led Fullerton in wins (13) and the Titans returned back to the World Series... Particpated in the Toronto Blue Jays Winter Tour - 2011 where he visited various schools and signed autigraphs at the Mall in Calgary and Vancouver.

LAST SEASON: Made 32 starts in his sophomore season, leading the club in starts, innings pitched (210), T-1st in quality starts (20) and 2nd in ERA (3.73)... Was one of only 21 AL pitchers to record 200+ innings, finishing 13th... **OFF AND RUNNING:** Began the campaign with five consecutive quality starts in April, going 2-1 with a 2.25 ERA and a .168 opponents average... Recorded nine quality starts in his first 12 outings... **MR. EFFICIENT:** Needed only 15.4 pitches per inning, which was 8th fewest in the AL... Ranked T-4th in the AL in Opp. GDP with 25 and over the last two seasons ranks 1st in the Majors with 52 Opp. GDP... His GB/FB rate of 2.30 ranked 2nd in the AL... **NO-HIT STUFF:** Earned his first victory of the season on Apr. 13 vs. CWS (4-2 win)…Had a no-hitter into the 8th, before an Alex Rios home run ended the bid…(8.0IP, H, 2ER, HR, 2BB, 12K)… Set a career high with 12 strikeouts... **GOOSE EGG:** Recorded his 1st career shutout, May 15 vs. TEX (6-0)…Became the first Blue Jays hurler to toss a shutout, other than Roy Halladay, since Jesse Litsch in 2008... Was also 1st in the AL with 18 wild pitches (had only 3 WP in his last 21 starts)... **REVERSE SPLITS:** Held right-handed hitters to a .231 average and a .332 SLG, while left-handed hitters batted .276 with a .418 SLG... Over his career LH hitters hit .286 with a .477 SLG, while RH hitters have been held to a .252/.352 mark... **WILD EARLY:** Finished the season with 18 wild pitches to lead the AL, however had 13 through his first eight starts, and only five in his final 24... **NL DOMINANCE:** Made three interleague starts, going 1-1 with a 1.89 ERA (COL, SD, STL)... Picked up four wins vs. the AL West with a 2.41 ERA and is now 8-3, with a 2.57 ERA in 14 career starts... **OWNED THE O's:** A year after struggling vs. BAL, turned things around, posting a 3-0 record and a 1.88 ERA in four starts vs. the Orioles... **LONG-TERM PLAN:** On Aug. 14 signed a five-year contract extention with the Blue Jays.

RICKY ROMERO

Numbers in bold – career high

Year	Club and League	W-L	ERA	G	GS	CG	ShO	SV	IP	H	R	ER	HR	HB	BB-IBB	SO	WP	BK	OBA
2005	Dunedin (FSL)	1-0	3.82	8	8	0	0	0	30.2	36	13	13	2	0	7-0	22	5	1	.283
	Auburn (NYP)	0-0	0.00	1	1	0	0	0	2.0	2	0	0	0	0	1-0	2	1	0	.250
2006	Dunedin (FSL)	2-1	2.47	10	10	1	1	0	58.1	48	17	16	5	1	14-0	61	0	0	.224
	New Hampshire (East)	2-7	5.08	12	12	0	0	0	67.1	65	43	38	7	1	26-0	41	6	0	.256
2007	New Hampshire (East)	3-6	4.89	18	18	1	0	0	88.1	98	57	48	9	4	51-0	80	9	0	.279
	Dunedin (FSL)	0-0	3.86	1	1	0	0	0	4.2	4	2	2	0	0	1-0	2	0	0	.250
2008	New Hampshire (East)	5-5	4.96	21	21	0	0	0	121.2	139	70	67	9	6	55-0	78	11	1	.294
	Syracuse (Int)	3-3	3.38	7	7	1	0	0	42.2	42	17	16	3	2	20-0	38	2	0	.263
2009	TORONTO (AL)	13-**9**	4.30	29	29	0	0	0	178.0	192	88	85	18	10	79-0	141	6	1	.284
	Dunedin (FSL)	0-1	13.50	1	1	0	0	0	4.0	6	6	6	2	0	1-0	5	1	0	.333
	New Hampshire (East)	0-0	1.69	1	1	0	0	0	5.1	3	2	1	0	0	5-0	4	0	0	.188
	Las Vegas (PCL)	0-0	7.20	1	1	0	0	0	5.0	8	4	4	0	1	2-0	3	0	0	.381
2010	TORONTO (AL)	**14-9**	3.73	**32**	**32**	**3**	**1**	0	**210.0**	189	98	87	15	8	**82**-3	**174**	18	1	.242
Minor Totals		16-23	4.42	81	81	3	1	0	430.0	451	231	211	37	15	183-0	336	35	2	.272
MAJOR TOTALS		27-18	3.99	61	61	3	1	0	388.0	381	186	172	33	18	161-3	315	24	2	.262

ROMERO- TRANSACTIONS

- Selected by the Toronto Blue Jays in the 1st round (6th overall) of the 2005 First Year Player Draft
- On disabled list (right oblique strain) from April 20-May 15, 2009

GAME HIGHS — ROMERO, Ricky

ML Debut	Apr. 9, 2009 vs. DET	**Runs Allowed**	9 - July 9, 2010 vs. BOS
Innings Pitched:		**ER Allowed**	8 - July 3, 2010 at NYY
Starter	9.0 - 3 times, last Aug. 3, 2010 at NYY	**HR Allowed**	3 - May 26, 2009 at BAL
Reliever	None	**Low Hit CG**	2 - Aug. 3, 2010 at NYY
Walks:		**Last Win**	Oct. 1, 2010 at MIN
Starter	6 - Sept. 3, 2009 vs. NYY	**Last Save**	None
Reliever	None	**Last CG**	Aug. 3, 2010 at NYY
Strikeouts:		**Last ShO**	May 15, 2010 vs. TEX
Starter	12 - 2 times, last May 15, 2010 vs. TEX	**Last Start**	Oct. 1, 2010 at MIN
Reliever	None	**Last Relief App.**	None
Hits Allowed	11 - 2 times, last May 25, 2010 at LAA	**Longest Win Streak**	4G - June 21-July 6, 2009
		Longest Losing Streak	3G - Jun. 28-Jul. 9, 2010
		Scoreless Innings Streak	24.0 - June 24-July 6, 2009

FIELDING

ROMERO, Ricky — P

Year	PCT	G	PO	A	E	TC	DP
2009	.952	29	15	25	2	42	2
2010	.947	32	7	47	3	57	2
Total	.949	61	22	72	5	99	4

RICKY ROMERO — MILESTONES

Category		Date	Opponent	Notes
Start	1	Apr. 9, 2009	Detroit	6.0, 7H, 2ER, 2BB, 5K
Win	1	Apr. 9, 2009	Detroit	6.0, 7H, 2ER, 2BB, 5K
Sho (1)	1	May 15, 2010	Texas	5H, 12K
10+ Strikeout Games (2)				
	1	April 13, 2010	Chicago (AL)	12 strikeouts
	2	May 15, 2010	Texas	12 strikeouts

PROFESSIONAL CAREER:

2005: Made his professional debut on July 22 with Auburn of the New York-Penn League... Was his only appearance in the Rookie League, before being moved to Dunedin (A) of the Florida State League... Made eight starts at Dunedin, striking out 22 in 30.2 innings... Did not lose a game in his inaugural season.

2006: Began the season with Dunedin, making 10 starts... Recorded his first complete game June 13, with seven shutout innings... Was promoted to New Hampshire (AA) of the Eastern League in time for a July 6 start... Took the loss in his debut and was 0-2 with a 9.60 ERA in his first three starts... In his final seven starts at AA, went 2-3 with a 2.79 ERA, and did not allow more than three runs in any of those starts.

MOST WINS IN FIRST TWO SEASONS AS A BLUE JAY

Roger Clemens	41	1997-1998
Jack Morris	28	1992-1993
Ricky Romero	**27**	**2009-2010**
Juan Guzman	26	1991-1992
Doyle Alexander	24	1983-1984

2007: Struggled with shoulder an elbow problems to make 18 starts with New Hampshire and one with Dunedin... Suffered control issues, walking 52 in 93 innings, while allowing 102 hits... Tossed his second complete game of his career on July 28... Was 3-2, with a 2.83 ERA on the road, as opposed to 0-4, 8.13 at home.

2008: Began the season with New Hampshire, making 21 starts for the Fisher Cats... Struggled in the first two months of the season, posting a 2-3 record with a 6.48 ERA... Turned the corner in June and recorded a 3-1 mark with an excellent 2.79 ERA over his final eight starts... Earned a promotion to Syracuse (AAA) of the International League for his final seven starts and finished a solid 3-3 with a 3.38 ERA... Tossed a complete game in his final outing with seven innings of three-hit, two-run ball... Fanned 38 in 42.2 innings... Overall was 8-8 with a 4.55 ERA in 28 starts.

2009: Made 29 starts as a rookie, recording 178 innings and 141 strikeouts to rank 2nd on the club to only Roy Halladay… Posted 13 wins to rank 2nd in the AL for rookies… His 16 quality starts were the most from any AL rookie… Also finished 3rd in innings pitched (178), 2nd in strikeouts (141), 4th in ERA (4.30) & 1st with a 2.24 ground/fly ball ratio among rookies… His seven wins prior to the All-Star break ranked T-1st on the all-time Blue Jays list for rookies (Chacin-2005, Timlin-1991, Musselman-1987, Garvin-1977)… Became one of 16 pitchers to earn a victory in their debut as a Blue Jays starter, April 9 vs. DET… His 13 wins ranks him T-2nd on the Blue Jays list for wins by a rookie, one behind Mark Eichhorn in 1986… In fact he is tied with Gustavo Chacin for wins by a rookie starter as Eichhorn recorded his wins as a reliever… Apr. 9 vs. DET was the first time in Major League history that both starting pitchers, Romero & Rick Porcello of the Tigers were making their **Major League debut** and were both first round picks in the draft (Since MLB draft began in 1965)… Picked up the win over the Tigers by a 6-2 score earning his first victory (6.0 IP, 7H, 2ER, 2BB, 5K)... Posted a 1.71 ERA over his first three career starts. (21.0IP, 4ER), all quality starts… Had a string of eight consecutive quality starts from June 5-July 11, going 5-1 with 2.38 ERA… From June 24-July 6, covering four starts, posted 24 consecutive scoreless innings… It represented the highest streak by any AL starter this season, tied with Zack Greinke & teammate Roy Halladay… In fact his streak matches the 24 Mark Eichhorn recorded as a rookie in 1986… Led the Majors, having opponents ground into 30 double plays, aided by leading the AL with a 2.24 GB/FB ratio… 21 of his 29 starts came on a regular four days rest… In those starts posted an 11-4 record with a 3.96 ERA… Was 2-5 with a 5.32 ERA in the remaining eight starts… Recorded a 7-3 record with a 3.00 ERA prior to the All-Star break and 6-6 with a 5.54 ERA after… Left-handed hitters batted .297 with 29 of the 62 hits allowed going for extra-bases… The .531 slugging from lefties was .154 higher than was allowed to right-handed hitters… Was placed on the 15-day disabled list on Apr. 20 with a right oblique strain… Made three rehab starts at Las Vegas of the Pacific Coast League (AAA)… Returned for the balance of the season on May 25.

RZEPCZYNSKI, Marc

PITCHER

34

Birthdate . . . . . August 29, 1985
Opening Day Age 25
Birthplace. . . . . Yorba Linda, CA
Residence . . . . . Riverside, CA
Bats/Throws . . . . . L/L
Height/Weight 6-1/206
Contract Status . . . . . signed thru 2011
M.L. Service 1.036

PERSONAL: Mark Walter Rzepczynski (pronounced Zep-CHIN-ski) born in Yorba Linda, California... Single... Attended Servite High School in Anaheim, California, and played college baseball at the University of California, Riverside.

LAST SEASON: Appeared in 14 games with the Blue Jays making 12 starts… **BIG FINISH:** Over his last three starts of the season went 3-0 with a 1.96 ERA (18.1IP, 4ER, 15H, 8BB, 23K, HR)… **WIN # 1:** Did not pick up his first win of the season until his third start (5th appearance) at LAA which also was the first road win of his career… **OUT OF THE PEN:** Made the first two relief appearances of his Major League career July 10 vs. BOS and July 17 at BAL picking up a hold in each game and not allowing an earned run… **IN THE MINORS:** Posted a 5-5 record with Las Vegas (AAA) over 12 starts with a 6.04 ERA (67.0IP/45ER)… Over his final nine starts in Vegas posted a 5-3 record with a 3.61 ERA allowing only 50 hits and 23 earned runs over 57.1 innings… **K DAYS:** Fanned a career high nine on Sept. 27 vs. NYY... Had four games of seven or more strikeouts this season... Tossed seven innings on two ocasions (Aug. 13 at LAA and Oct. 3 at MIN), representing career highs... **EARLY SETBACK:** Had his season delayed after suffering a broken finger after being struck by a batted ball in a spring training start at Legends Field vs. NYY, Mar. 30.

MARC RZEPCZYNSKI

Numbers in bold – career high

Year	Club and League	W-L	ERA	G	GS	CG	ShO	SV	IP	H	R	ER	HR	HB	BB-IBB	SO	WP	BK	OBA
2007	Auburn (NYP)	5-0	2.76	11	7	0	0	0	45.2	33	21	14	2	1	17-0	49	0	0	.201
2008	Lansing (Mid)	7-6	2.83	22	22	0	0	0	121.0	100	41	38	2	8	42-1	124	11	0	.230
2009	New Hampshire (East)	7-5	2.93	14	14	0	0	0	76.2	80	38	25	1	4	36-1	88	1	0	.266
	Las Vegas (PCL)	2-0	0.79	2	2	0	0	0	11.1	7	1	1	0	0	4-0	16	1	0	.171
	TORONTO (AL)	2-**4**	3.67	11	11	0	0	0	61.1	51	27	25	7	1	**30**-0	**60**	4	1	.225
2010	Las Vegas (PCL)	5-5	6.04	12	12	0	0	0	67.0	81	49	45	10	4	27-0	61	3	1	.301
	TORONTO (AL)	**4-4**	4.95	**14**	**12**	0	0	0	**63.2**	72	37	35	8	5	**30**-1	57	4	1	.289
Minor Totals		26-16	3.44	61	57	0	0	0	321.2	301	150	123	15	17	126-2	338	16	1	.249
MAJOR TOTALS		6-8	4.32	25	23	0	0	0	125.0	123	64	60	15	6	60-1	117	8	2	.258

RZEPCZYNSKI — TRANSACTIONS

- Selected by the Toronto Blue Jays in the 5th round of the June 2007 First Year Player Draft
- On disabled list (sprained left middle finger) April 4-May 18, 2010

GAME HIGHS — RZEPCZYNSKI, Marc

ML Debut	July 7, 2009 at TB
Innings Pitched:	
Starter	7.0 - 2 times, last Oct. 3, 2010 at MIN
Reliever	0.2 - July 10, 2010 vs. BOS
Walks:	
Starter	5 - 3 times, last Aug. 29, 2010 vs. DET
Reliever	None
Strikeouts:	
Starter	9 - 2 times, last Sept. 27, 2010 vs. NYY
Reliever	2 - July 10, 2010 vs. BOS
Hits Allowed	9 - July 21, 2010 at KC
Runs Allowed	6 - Aug. 24, 2010 vs. NYY
ER Allowed	6 - Aug. 24, 2010 vs. NYY
HR Allowed	3 - Aug. 24, 2010 vs. NYY
Low Hit CG	None
Last Win	Oct. 3, 2010 at MIN
Last Save	None
Last CG	None
Last ShO	None
Last Start	Oct. 3, 2010 at MIN
Last Relief App.	Jul. 17, 2010 at BAL
Longest Win Streak	2G - Sept. 21-Oct. 3, 2010
Longest Losing Streak	2G - 2 times, last Aug. 24-Spet. 8, 2010
Scoreless Innings Streak	9.0 - Aug. 16-21, 2009

FIELDING

RZEPCYNSKI, Marc — P

Year	PCT	G	PO	A	E	TC	DP
2009	1.000	11	2	10	0	12	2
2010	1.000	14	1	4	0	5	0
Total	1.000	25	3	14	0	17	2

MARC RZEPCZYNSKI — MILESTONES

Category		Date	Opponent	Notes
Start	1	July 7, 2009	at Tampa Bay	ND-6.0 IP, 2H, ER, 4BB, 7K
Win	1	July 18, 2009	Boston	6.0 IP, 4H, ER, 4BB, 4K

PROFESSIONAL CAREER:

2007: Made his professional debut July 16 in relief for Auburn of the short-season New York-Penn League, picking up the win with three scoreless innings... Spent the entire season with Auburn pitching in relief for his first three appearances, before moving into the rotation... In total made seven starts in 11 games in his first season, without losing a game.

2008: Pitched the entire season with Lansing of the Midwest League, solely as a starter... Allowed one run or less in 14 of his 22 starts... Lost his first professional game on May 18, however did not lose two consecutive until his final two starts of the season.

2009: Made 11 starts in his rookie season… Reached the major leagues in only his 3rd professional season…Began the season at New Hampshire of the Eastern League (AA), posting a 7-5 record with a 2.93 ERA in 14 starts… Was promoted to Las Vegas of the Pacific Coast League (AAA) for his start on June 24… Made two starts for the 51s going 2-0 with a 0.79 ERA… Up until this point had not posted an ERA above 3.00 at any level… Made his **Major League debut** July 7 at TB, receiving a no-decision despite allowing only one run on two hits in six innings… Set a franchise record with seven strike-outs in his Major League debut… The previous record of six had been done three times, most recently by Brett Cecil… Is one of five pitchers to make their big league debut in 2009 with the club, surpassing the club record of four from their inaugural 1977 season… Tossed quality starts in his first three outings, matching Ricky Romero & Brett Cecil… Picked up his 1st Major League win on July 18 vs. BOS, defeating the Red Sox 6-2, again allowing just one run in six innings… Finished the season with four consecutive quality starts, giving him seven in his 11 starts… Struck out seven or more batters in five starts, posting a career high nine in his final start, Sept. 1 at TEX... His .225 opponents average was the lowest among Blue Jays starters… In fact he was 2nd on the club to Jason Frasor (.209) in opponents average (min 50 innings)… Is one of three players from the 2007 draft to reach the big leagues in 2009… No other club had three from 2007, 2008 or 2009… Made five starts at home, posting a 2-2 record with a 3.14 ERA… Held opponents to a .176 average in Toronto.

SHUTOUTS

Year by Year	W	L
1977	3	15
1978	5	19
1979	7	15
1980	9	12
1981	4	20
1982	13	9
1983	8	8
1984	10	4
1985	9	4
1986	12	6
1987	8	10
1988	17	3
1989	12	7
1990	9	10
1991	16	9
1992	14	10
1993	11	1
1994	4	4
1995	8	10
1996	7	9
1997	16	11
1998	11	4
1999	9	8
2000	4	7
2001	10	9
2002	6	6
2003	6	5
2004	11	12
2005	8	14
2006	6	6
2007	9	4
2008	13	12
2009	10	5
2010	11	8
Total	**316**	**296**

Club by Club	W	L
Baltimore	28	35
Boston	19	37
Chicago (A)	27	13
Cleveland	18	19
Detroit	22	14
Kansas City	28	16
Los Angeles (A)	24	20
Minnesota	25	16
New York (A)	20	25
Oakland	24	19
Seattle	26	10
Tampa Bay	10	10
Texas	17	20
Atlanta	1	5
Chicago (N)	0	1
Cincinnati	1	0
Colorado	2	1
Florida	0	1
Houston	0	1
Los Angeles	2	0
Montreal/Washington	5	3
New York (N)	0	3
Philadelphia	0	2
Pittsburgh	0	1
San Diego	1	0
San Francisco	1	0
St. Louis	1	2
Total	**316**	**296**

SIERRA, Moises

OUTFIELDER

74

Birthdate . . . . . September 24, 1988
Opening Day Age 22
Birthplace. . . . . Santo Domingo, DR
Residence . . . . . Santo Domingo, DR
Bats/Throws . . . . . R/R
Height/Weight 6-0/225
Contract Status . . . . . signed thru 2011
M.L. Service 0.000

PERSONAL: Moises Sierra... Single... Was signed by the Blue Jays as a non-drafted free agent on December 20, 2005... Scouted and signed by Hilario Soriano.

LAST SEASON: Only appeared in 20 games last season because of two separate stints on the DL… Began the season on the disabled list with Dunedin (A) and was sent on a rehab assignment to the GCL Blue Jays until June 25 when he was reinstated… Only played four games before once again being placed on the DL with a right wrist injury… Was sent on another rehab assignment to the GCL until being reinstated Aug. 31 playing in six games with Dunedin to complete the season.

MOISES SIERRA

Numbers in bold – career high

Year	Club & League	AVG	G	AB	R	H	2B	3B	HR	RBI	SH-SF	HP	BB-IBB	SO	SB-CS	SLG	OBP	OPS
2006	DSL (DSL)	.253	69	245	35	62	16	1	4	26	0-1	11	24-0	50	17-3	.376	.345	.721
2007	BlueJays (GCL)	.203	43	143	17	29	5	1	5	15	1-1	4	5-0	39	2-2	.357	.248	.605
2008	Lansing (Mid)	.246	130	451	50	111	16	5	9	39	1-3	8	26-0	114	12-11	.364	.297	.661
2009	Dunedin (FSL)	.286	110	405	56	116	24	2	5	56	1-4	15	34-3	66	10-2	.393	.360	.753
	New Hampshire (East)	.353	8	34	1	12	1	0	1	6	0-1	0	1-0	8	0-1	.471	.361	.832
2010	BlueJays (GCL)	.265	10	34	4	9	2	0	1	3	0-0	0	4-0	8	0-0	.412	.342	.754
	Dunedin (FSL)	.162	10	37	4	6	1	0	1	5	0-2	0	1-0	11	0-1	.270	.175	.445
Minor Totals		.256	380	1349	167	345	65	9	26	150	3-12	38	95-3	296	41-20	.375	.320	.695

SIERRA — TRANSACTIONS

- Signed as a non-drafted free agent by the Toronto Blue Jays on December 20, 2005

PROFESSIONAL CAREER:

2006: In his first professional season at the age of 17 played 69 games with the Blue Jays Dominican Summer League team hitting .253 with four home runs… His first professional home runs came June 13.

2007: In his first season in North America only hit .203 in 43 games with the GCL Blue Jays.

2008: Spent the entire season with Lansing (A) where he hit .310 in the month of April with two doubles, two triples, two home runs and 11 RBI.

2009: Spent the majority of the season with Dunedin (A) were he would go on to hit .337 (33-for-98) vs. LHP for the season… Was named Organizational Player of the Month for June where he batted .384 (33-for-86) with eight extra base hits and 19 RBI in 24 games… Was named to the Florida State Mid-Season All Star Game… Was named Florida State League Player of the Week June 8-14 (.423, 5XBH, 9RBI… Was named R. Howard Webster award winner with Dunedin… Was promoted to New Hampshire (AA) Aug. 30 where he played the last eight games of the season hitting .353 (12-for-34) with a home run and six RBI.

MOST HR BY BLUE JAYS' TOP DUO, ALL-TIME (TOP 5)

1999	86	Carlos Delgado 44, Shawn Green 42
2010	85	Jose Bautista 54, Vernon Wells 31
1998	84	Jose Canseco 46, Carlos Delgado 38
2000	82	Carlos Delgado 41, Tony Batista 41
2003	75	Carlos Delgado 42, Vernon Wells 33
1987	75	George Bell 47, Jesse Barfield 28

SNIDER, Travis

OUTFIELDER

45

Birthdate . . . . . February 2, 1988
Opening Day Age 23
Birthplace. . . . . Kirkland, WA
Residence . . . . . Lynnwood, WA
Bats/Throws . . . . . L/L
Height/Weight 6-0/233
Contract Status . . . . . signed thru 2011
M.L. Service 1.126

PERSONAL: Travis James Snider... Single... Led Jackson High School in his hometown of Mill Creek, Washington, to a 27-0 record and the State Championship in 2006... At that time was named the Top Baseball Player in the State... Batted .500 with a school record 11 home runs and 45 RBI in his final season... Also played running back and linebacker in high school at Jackson H.S... Baseball America ranked Snider as the 4th best high school player heading into the 2006 draft where the Jays drafted him in the 1st round (14th overall)... Was the first high school pick by the Blue Jays in the 1st round since OF Miguel Negron in 2000... Was a personal hitting coach for kids ages 9-to-16 while in High School... In his final season at Jackson, was put in charge of running practices and worked with the other 15-plus members of his team three times a week... Participated in the Toronto Blue Jays Winter Tour 2011.

LAST SEASON: Appeared in 82 games this season with the Blue Jays and set career highs in most offensive categories… **CAREER YEAR:** Set career highs in games (82), at-bats (298), runs (36), hits (76), doubles (20), home runs (14), runs batted in (32) and stolen bases (6)… Had a career high 12 game hitting streak from Sept. 14-30 where he hit .373 (19-51) with two doubles, five home runs and eight runs batted in… **START ME UP:** Hit the first lead-off home of his career Sept. 29 vs. NYY… Hit out of the lead-off spot 19 times this season batting .230 (20-87) with two doubles, five home runs and eight runs batted in… **DOUBLE-DOUBLE:** On Aug. 2 at NYY became the 3rd player in Club history to hit two doubles in the same inning (Otto Velez and Dave McKay did it in the same inning on Jun. 26/78 vs. BAL -2nd inn) and was the first Blue Jay to have two hits in the same inning since Rod Barajas on Apr. 16/09 at MIN (7th inn)… **NICE RUN:** Sept. 28-30 homered in three consecutive contests...Finished with home runs in four of his last seven games... **ON THE SHELF:** Was placed on the disabled list on May 15 with a right wrist injury, after his rehab assignment was optioned to New Hampshire (AA) July 6 and remained there until his recall July 30.

TRAVIS SNIDER

Numbers in bold – career high

Year	Club and League	AVG	G	AB	R	H	2B	3B	HR	RBI	SH-SF	HP	BB-IBB	SO	SB-CS	SLG	OBP	OPS
2006	Pulaski (Appy)	.325	54	194	36	63	12	1	11	41	0-2	0	30-4	47	6-3	.567	.412	.979
2007	Lansing (Mid)	.313	118	457	72	143	35	7	16	93	0-8	3	49-5	129	3-10	.525	.377	.902
2008	Dunedin (FSL)	.279	17	61	15	17	5	0	4	7	0-0	0	5-0	22	1-0	.557	.333	.890
	New Hampshire (East)	.262	98	362	65	95	21	0	17	67	0-5	4	52-0	116	1-1	.461	.357	.818
	Syracuse (Int)	.344	18	64	9	22	5	0	2	17	0-1	1	4-0	16	1-0	.516	.386	.902
	TORONTO (AL)	.301	24	73	9	22	6	0	2	13	0-2	0	5-0	23	0-0	.466	.338	.804
2009	Las Vegas (PCL)	.337	48	175	32	59	13	1	14	40	0-0	1	28-0	47	2-3	.663	.431	1.094
	TORONTO (AL)	.241	77	241	34	58	14	**1**	9	29	2-1	3	**29**-1	78	1-1	.419	.328	.747
2010	Blue Jays (Gulf)	.286	4	14	2	4	0	0	0	1	0-1	0	0-0	1	1-1	.286	.267	.552
	Dunedin (FSL)	.000	1	4	0	0	0	0	0	0	0-0	0	0-0	2	0-0	.000	.000	.000
	New Hampshire (East)	.296	20	81	14	24	5	0	5	17	2-0	0	2-0	21	3-1	.543	.306	.849
	TORONTO (AL)	.255	**82**	298	**36**	**76**	**20**	0	**14**	**32**	0-0	0	21-2	**79**	**6**-3	.463	.304	.767
Minor Totals		.302	378	1412	245	427	96	9	69	283	0-19	9	170-9	401	18-19	.530	.376	.906
MAJOR TOTALS		.255	183	612	79	156	40	1	25	74	2-3	3	55-3	180	7-4	.446	.318	.764

HOME RUN BREAKDOWN

			ONE GAME									
Total	H	A	2	3	4	GS	LO	XN	IP	PH	RHP	LHP
25	15	10	2	0	0	0	1	0	0	0	23	2

SNIDER — TRANSACTIONS

- Selected by the Toronto Blue Jays in the 1st round (14th overall) of the June 2006 First Year Player Draft
- On disabled list (sprained right wrist) May 15-July 17, 2010; included rehabilitation assignmnet at GCL Blue Jays (Rookie) June 30-July 3, Dunedin (A) July 4 and New Hampshire (AA) July 6-16

GAME HIGHS — SNIDER, Travis

ML Debut	Aug. 29, 2008 at NYY	**RBI**	5 – Sept. 13, 2008 at BOS (GM 1)
Runs	3 - Sept. 30, 2009 at BOS	**Stolen Bases**	1 - 7 times, last Sept. 27, 2010 vs. BAL
Hits	3 - 10 times, last Sept. 30, 2010 at MIN	**Last ML Home Run**	Sept. 30, 2010 at MIN
Doubles	2 – 5 times, last Sept. 27, 2010 vs. NYY	**Longest Hitting Streak**	12G – Sept. 14-30, 2010
Home Runs	2 - 2 times, last Sept. 15, 2009 at NYY	**Longest Hitless Streak**	14AB – 2 times, last Apr. 10-13, 2010

FIELDING

SNIDER, Travis — OF

Year	PCT	G	PO	A	E	TC	DP
2008	1.000	20	25	2	0	27	1
2009	.969	75	123	3	4	130	0
2010	.979	80	135	3	3	141	0
Total	.977	175	283	8	7	298	1

TRAVIS SNIDER — MILESTONES

Category		Date	Opponent	Pitcher	Notes
Hit	1	Aug. 29, 2008	at New York (AL)	Pavano	Double
RBI	1	Sept. 4, 2008	Minnesota	Slowey	Home Run-1R
Home Run	1	Sept. 4, 2008	Minnesota	Slowey	1R
Multi-Homer Game (2)					
	1	Apr. 13, 2009	at Minnesota	Slowey, Ayala	1R, 2R
	2	Sept. 15, 2009	at New York (AL)	Mitre (2)	2R, 1R
Leadoff (1)	1	Sept. 29, 2010	New York (AL)	Vazquez	--
Stolen Base	1	Apr. 13, 2009	at Minnesota	Guerrier C-Morales	2nd base

PROFESSIONAL CAREER:

2006: Was the recipient of the R. Howard Webster Award with Pulaski... Was named as the Appalachian League's Player of the Year & was named to the league's year-end All-Star team... Led the league with a .567 SLG, ranked 2nd in HR (11), 4th in BA (.325), 4th in OBP (.412) & 5th in RBI (41)... Named as a Blue Jays Minor League Star of the Month in July (.312, 5HR, 24RBI)... Was named the Appalachian League Player of the Week in back to back weeks (Aug. 7 & 14)... Topped Baseball America's year end ranking of the top 20 prospects in the Appalachian League & was named as a classification All-Star by the magazine.

2007: For the 2nd straight season was named the R. Howard Webster Award winner... Led Lansing in batting average (.313), at bats (457), hits (143), total bases (240), doubles (35), home runs (16), RBI (93) & SLG (.525)... Among the Midwest League leaders, ranked 1st in RBI, doubles, slugging and extra base hits... Was named to the Midwest League All-Star game as the starting right fielder (0-for-2, 3BB, 2R)... Was also named a Post-Season All-Star by the Midwest League... Was the Midwest Player of the Week on two occasions (Apr. 23-29 & May 14-20)... From Apr. 23-29, batted .520 (13-25) with four doubles & three RBI... From May 14-20, batted .458 (11-24) with six runs, 12 RBI & two home runs... Was named the Organizational Player of the Month for April... Batted .405 (32-79) with 13 extra base hits & 13 RBI... Named the Star of the Month for May batting .295 (23-78) with two home runs & 22 RBI... Was named the Star of the Month for August where he played in 29 games, batting .342 (41-120) with 18 extra base hits and drove in 28 runs.

2008: Began the season with the Dunedin Blue Jays (A) of the Florida State League... Was quickly promoted to the New Hampshire Fisher Cats (AA) of the Eastern League on Apr. 21... Batted .262 with a Club high 17 home runs & drove in 67 runs in 98 games as a Fisher Cat... Was later promoted to the Syracuse Chiefs (AAA) of the International League on Aug. 6... Had his contract selected by Toronto from Syracuse on Aug. 29... In a combined 157 games played that season between four levels, batted .279 with 25 home runs & 104 RBI... Was named to the post-season All-Star team in the Eastern League... Captured the 2008 Irving Oil Home Run Derby on July 16 as part of the festivities surrounding the 2008 Northeast Delta Dental Eastern League All-Star Game... Belted a total of 19 home runs, including seven in the finals, to beat out Bowie's Lou Montanez... Was named the Minor League Star of the Month for the month of May with the Fisher Cats... Made his **Major League debut** at Yankee Stadium on Aug. 29... Started in LF & went 1-for-3 with his first career hit, a double off Carl Pavano... On debut he was 20 yrs., 209 days old... Was the youngest position player currently in MLB & 2nd youngest overall (Clayton Kershaw)... Was the youngest Blue Jay making their debut since Manny Lee (19 yrs)... Sept. 3-4 had reached base safely in six straight plate appearances & had recorded a hit in five straight at bats... On Sept. 4 vs. MIN hit his first career home run (1R-off Kevin Slowey)... Was the 4th youngest Jay to hit his 1st ML HR & the youngest in the Majors since Justin Upton of ARI (19 years 347 days)... The only three Blue Jays younger were Danny Ainge (6/02/1979 vs. SEA-20 yrs, 77 days); Paul Hodgson (9/19/1980 vs. BAL-20 yrs, 158 days) & Lloyd Moseby (5/25/1980 vs. NYY-20 yrs, 202 days)... In game #1 of a doubleheader in Boston on Sept. 5, knocked in five runs to become the youngest major-leaguer (20 years, 224 days) to collect five RBIs in a game since Jose Reyes did it on June 15, 2003 at the age of 20 years, four days... Prior to Reyes, the last player to have a five-RBI game before their 21st birthday were Andruw Jones in 1997 & Alex Rodriguez in 1996... The 5-RBI tied a Club rookie record for most RBI in a single game... Recorded 10 RBI in his first 15 games... The 10 RBI represents the 3rd most in Club history after that many games to begin their career (C. Delgado-18, A. Hill-14, T. Snider-10, O. Hudson-9 & J. Griffin-9).

2009: Played in 77 games over two separate stints with the Blue Jays in his rookie season… Despite playing in only 77 games, ranked T-6th among rookies with nine home runs, 9th in doubles (14) & 6th in walks (29)… Walked once every 9.52 plate appearances to rank 5th on the club, however he struck out once every 3.54 plate appearances, highest on the club & 9th highest in the AL (min 275 PA)… Broke spring training with club, and appeared in 32 games prior to being optioned to Las Vegas (AAA) on May 21… Batted .242 over that span with three home runs and 12 RBI & a .292 on base percentage… Was recalled on Aug. 13 for the remainder of the season… Posted a .239 batting average, adding six home runs and driving in 17, while seeing his OBP raised .58 points to .351 from his initial 32 games prior to the all-star break… Batted .311 over his final 13 games, adding five extra base hits and a .407 on base percentage… When swinging at the first pitch, batted .373 (19-51) with four home runs, however when batting with two strikes, batted only .096 (11-114)… Enjoyed two multi-home run games, first on April 13 at MIN & then Sept. 15 at NYY… Had three RBI in each of those games for season highs… Appeared in 48 games for Las Vegas of the Pacific Coast league (AAA), posting a .337 average with 14 home runs and 40 RBI… His OPS of 1.094 was the highest on the club.



STEWART, Zach

PITCHER

56

NON-ROSTER

Birthdate . . . . . September 28, 1986
Opening Day Age 24
Birthplace. . . . . Wichita Falls, TX
Residence . . . . . Wichita Falls, TX
Bats/Throws . . . . . R/R
Height/Weight 6-2/205
Contract Status . . . . . signed thru 2011
M.L. Service 0.000

PERSONAL: Zachary "Zach" Stewart... Played one season at Angelo State University before transferring to North Central Texas College in 2006... First-Team All-Conference and Second-Team All-Region selection at North Central Texas College... A graduate of Holliday High School in Holliday, Texas... Lettered in baseball, basketball, football, track and tennis.. Helped lead his team to the state tournament all four years and was state finalists three of those years... Was an All-State selection his junior and senior seasons... Enjoys fishing and hunting... Majoried in psychology

LAST SEASON: Spent all of 2010 in New Hampshire (AA) with the Fisher Cats… **WORKHORSE:** Was second on the club in most categories, including starts (26), ERA at (3.63), innings pitched (136.1) and strikeouts (132)… His 3.63 ERA and starts (26) also ranked 8th in the Eastern League… **PUTTING IT TOGETHER:** Struggled in April/May, posting a 2-1 record with a 6.02 ERA in nine starts… From June through the end of the season recorded a 6-2 mark with a 2.52 ERA in17 starts… Did not allow more than three earned runs in his final 11 starts… Did not figure in the decision in his lone playoff start vs. Trenton... Worked 7.0 innings scattering just three hits, walking only one and fanned 10 in the contest vs. Trenton... **LIKES TO TRAVEL:** Made 15 of his 26 starts on the road, going undefeated with a 5-0 record, while holding opponents to a .234 average and a 2.50 ERA.

ZACH STEWART

Numbers in bold – career high

Year	Club & League	W-L	ERA	G	GS	CG	ShO	SV	IP	H	R	ER	HR	HB	BB-IBB	SO	WP	BK	OBA
2008	Dayton (Mid)	1-2	0.55	11	0	0	0	3	16.1	10	2	1	0	1	3-0	13	0	0	.175
	Sarasota (FSL)	0-2	1.62	13	0	0	0	2	16.2	16	5	3	0	1	11-2	23	0	0	.262
2009	Sarasota (FSL)	1-1	2.13	7	7	1	0	0	42.1	47	17	10	1	1	8-0	32	1	0	.283
	Carolina (Sou)	3-0	1.46	7	7	0	0	0	37.0	29	7	6	1	1	10-0	31	1	0	.218
	Louisville (Int)	0-0	0.73	9	0	0	0	2	12.1	11	2	1	0	0	8-0	16	1	0	.234
	Las Vegas (PCL)	0-0	3.38	11	0	0	0	0	13.1	18	8	5	1	0	6-0	14	1	0	.327
2010	New Hampshire (East)	8-3	3.63	26	26	0	0	0	136.1	131	59	55	13	5	54-0	106	5	2	.255
Minor Totals		13-8	2.66	84	40	1	0	7	274.1	262	100	81	16	9	100-2	235	9	2	.254

STEWART — TRANSACTIONS

- Selected by the Cincinnati Reds in the 3rd round of the June 2008 First Year Player Draft
- Traded to the Toronto Blue Jays along with 3B Edwin Encarnacion and RHP Josh Roenicke in exchange for 3B Scott Rolen on July 31, 2009

PROFESSIONAL CAREER:

2008: Made his debut in the Midwest League with Daytona, pitching in 11 game out of the bullpen... Allowed an earned run in only one contest, and pitched two innings in five of his 11 outings... Promoted to the Florida State League in Sarasota to close out his first season, making 13 additional relief appearances... Was scored on only three times...In total appeared in 24 games, going 1-4 with a 1.09 ERA, and striking out 36 in 33 innings.

2009: Was acquired by the Blue Jays on July 31 along with 3B Edwin Encarnacion and RH Josh Roenicke, in exchange for 3B Scott Rolen... Pitched at three levels and four clubs, combining to go 4-1 with a 1.86 ERA in 34 games, including 14 starts... Moved to the Reds AA affiliate, Carolina in the Southern League, where he made seven more starts... Limited opponents to a .218 average... Did not allow an earned run in any of his first three starts, totalling 17 innings... Was promoted to Louisville (AAA) of the International League in time to make a June 29 appearance in relief... Allowed an earned run in only one of his nine games for the Red Birds, striking out 16 in 12.1 innings... Recorded a strikeout in all nine outings, including multiple strikeouts in six of the nine contests... After the July 31 trade was sent to Las Vegas to finish the season, making 11 more relief appearances.

GAME DELAYS AT ROGERS CENTRE

DATE	TEAM	REASON	DURATION
June 7, 1989	Milwaukee	Rain	6 minutes
August 27, 1990	Milwaukee	Bugs	35 minutes
August 10, 1991	Boston	Rain	14 minutes
July 21, 1994	Texas	Rain	7 minutes
June 18, 1997	Atlanta	Fog	14 minutes
July 26, 2003	Chicago (A)	Rain	26 minutes

THAMES, Eric

OUTFIELDER

62

NON-ROSTER

Birthdate . . . . . November 10, 1986
Opening Day Age 24
Birthplace. . . . . .Santa Clara, CA
Residence . . . . . San Jose, CA
Bats/Throws . . . . . L/L
Height/Weight 6-1/205
Contract Status . . . . . signed thru 2011
M.L. Service 0.000

PERSONAL: Eric A. Thames... Single... Graduated from Bellarmine College Prep, located in San Jose, Calif., in 2004 ... A two-time West Catholic Athletic League selection... Spent his freshman season at Cabrillo College, located in Aptos, California... Played at West Valley College, located in Saratoga, Calif., as a sophomore ... Named to the 2006 All-Northern California squad by the California Community College Baseball Coaches Association and tabbed an All-Coast South Conference first team member... Attended Papperdine, where he majored in advertising

LAST SEASON: Spent all of 2010 with New Hampshire of the Eastern League (AA)... **WEBSTER WINNER:** Earned the prestigious R. Howard Webster award as the Fisher Cats MVP, leading the club with 27 home runs and 104 RBI... The RBI also led all Blue Jays minor leaguers... **ALL-STAR:** was named to both the Eastern League Mid-Season and Post-Season All-Star squads... Led the Eastern League RBI, 2nd in total bases (261), home runs, 3rd in OPS (.896), 5th in SLG (.526), 7th in triples (6), 9th in hits (143) and 10th in OBP (.370)... **WHAT A MONTH:** Finsihed the month of July, batting .327, while slamming 19 extra base hits (8-2B, 23B, 9HR) in only 28 games... Overall batted .303 vs. right-handed picthing and .252 vs. left-handed pitching... Defensively appeared only in left field.

ERIC THAMES

Numbers in bold – career high

Year	Club & League	AVG	G	AB	R	H	2B	3B	HR	RBI	SH-SF	HP	BB-IBB	SO	SB-CS	SLG	OBP	OPS
2009	BlueJays (GCL)	.286	7	21	4	6	3	0	0	1	0-1	0	3-0	5	0-0	.429	.360	.789
	Dunedin (FSL)	.313	52	195	33	61	15	5	3	38	0-1	3	21-1	40	1-1	.487	.386	.873
2010	New Hampshire (East)	.288	130	496	95	143	25	6	27	104	2-7	18	50-2	121	8-5	.526	.370	.896
Minor Totals		.295	189	712	132	210	43	11	30	143	2-9	21	74-3	166	9-6	.513	.374	.886

THAMES — TRANSACTIONS

- Selected by the Toronto Blue Jays in the 7th round of the 2008 First Year Player Draft

PROFESSIONAL CAREER:

2009: Made his professional debut with Dunedin of the Florida State League (High-A), appearing in 52 games... Was batting .340 through May, earning him a selection to the Florida Satte Mid-Season All-Star Game... Started his career with a 10-game hitting streak, batting .385 over the stretch... Had RBI in his first six games... Was disbaled in July, returning to Gulf Coast (R) for a seven game rehab assignment... Was back in Dunedin on Aug. 27 for the balance of the season.

JAYS WITH 6+ MULTI-HR GAMES IN ONE SEASON

Player	Season	Multi-HR games
Jose Bautista	2010	9
George A. Bell	1987	9
Carlos Delgado	1998	6
Carlos Delgado	1999	6
Vernon Wells	2006	6

*In 2010 it marked the first time in Club history that Toronto had as many as six players with a multi-HR game before the start of June.

FIRST TO 100 HOME RUNS

The Blue Jays have become the 1st team in the Majors to hit 100 home runs in a season, twice in franchise history (1990 & 2010).

Year	Game	Date	Opponent
1990	75	June 28	Boston
2010	65	June 14	San Diego

TOLISANO, John

INFIELDER/OUTFIELDER

70

NON-ROSTER

Birthdate ..... October 7, 1988
Opening Day Age 22
Birthplace..... Sanibel, FL
Residence..... Sanibel, FL
Bats/Throws ..... S/R
Height/Weight 5-11/190
Contract Status ..... signed thru 2011
M.L. Service 0.000

PERSONAL: John L. Tolisano... Single... Attended Ester High School in Florida, in addition to being home schooled... Rawlings 1st team All-American in 2007 on Florida's All Region team

LAST SEASON: In his second season at Dunedin (A), played in 61 games in an ijury plagued season... **POSITION CHANGE:** Began the season primarily at third base, after playing the majority of his first two professional seasons at second base... In total saw action at five different positions (2B, 3B, LF, CF, RF), however was shifted to the outfield later in the season, playing in CF in eight of his final nine defensive starts... **LIKES THE RIGHTIES:** Batted .280 vs. right-handed pitching, including 18 of his 20 extra base hits... Started the season quickly, posting a .309 average prior to the All-Star Break, however fell to .159 after before his season was shut down in July due to having right ulnar nerve transposition surgery (right elbow)... Was also on disabled list from Apr. 26-May 9 with a right hamstring strain.

JOHN TOLISANO

Numbers in bold – career high

Year	Club & League	AVG	G	AB	R	H	2B	3B	HR	RBI	SH-SF	HP	BB-IBB	SO	SB-CS	SLG	OBP	OPS
2007	BlueJays (GCL)	.246	49	183	35	45	5	0	10	33	0-2	0	26-0	40	7-1	.437	.336	.773
2008	Lansing (Mid)	.229	120	432	64	99	20	8	6	47	1-6	1	56-0	110	5-2	.354	.315	.669
2009	Dunedin (FSL)	.232	106	401	53	93	19	2	12	58	1-6	1	44-0	78	5-4	.379	.305	.684
2010	Dunedin (FSL)	.252	61	218	39	55	12	3	5	21	1-2	0	29-1	65	4-3	.404	.337	.741
Minor Totals		.237	336	1234	191	292	56	13	33	159	3-16	2	155-1	293	21-10	.383	.319	.702

TOLISANO — TRANSACTIONS

- Selected by the Toronto Blue Jays 2nd round of the 2007 First Year Player Draft

PROFESSIONAL CAREER:

2007: Made his prifessional debut the Blue Jays Gulf Coast entry (R)... Led the GCl with 10 home runs and was named to the GCL Post_Season All_star squad... Blasted home runs in four of his final six games.

2008: Was with Lansing in the Midwest League (A) all season, his first full season... Named Blue Jays Star of the Month in May for Lansing, batting .296... Earne dhim a selection to the mIdwest All-Star Game... Had seperate nine and 10-game hit streak during the season... Struggled in the final two months, batting .162.

2009: Moved to High-A Dunedin where he batted .252 with 32 of his 33 extra base hits... Struggled over the final two months posting a .170 average with one extra base hit... Played primarily as a second base through the 2009 season.

2010 HOME RUN FACTS

- Led the Majors with a Club record 257-HR
- Hit 46 more HR than the next best team-BOS with 211…Largest gap in the Majors since 1968
- The 257-HR ranked T-3rd most in MLB history for a single season
- The 121-HR after the All-Star break ranked T-7th all-time in MLB history
- The 56-HR hit in Sept./Oct. was T-1st all time in MLB history for that particular month (CIN hit 56 in 1999)
- Hit a Club record 146-HR at home which ranks as the 3rd most by any Club in the Majors since 1952
- Matched a Club record (2nd time & 1st since 2000) with seven players recording at least 20+ HR in a season
- Were the 1st Club in MLB history to have 20+ HR from each defensive position (including DH)
- Hit 257-HR & allowed 150-HR making for a differential of 107 which represented the 2nd best mark in MLB history (1927 Yankees were +116).

WINNING WHILE GETTING OUT-HIT BY 9 OR MORE

The Blue Jays have won two games in Club history when being out-hit by at least nine:

Oct. 2, 1977 vs. CLE (outhit by 9, won 11-2)

Sept. 24, 2010 vs. BAL (outhit by 11, won 16-5)

VILLANUEVA, Carlos

PITCHER

33

Birthdate . . . . . November 28, 1983
Opening Day Age 27
Birthplace. . . . . .Santiago, DR
Residence . . . . . Santo Domingo, DR
Bats/Throws . . . . . R/R
Height/Weight 6-2/228
Contract Status . . . . . signed thru 2011
M.L. Service 4.030

PERSONAL: Carlos Manuel Villanueva… Attended Americas Bi-Cultural School, where he played baseball and basketball... Favorite athlete growing up was Roberto Alomar... Favorite movie is For Love of the Game... Favorite food is pasta... Favorite vacation spot is Florida.

LAST SEASON: Spent the majority of the season with the Brewers, pitching 50 games in relief… **UNHITTABLE EARLY:** Came out of the bullpen 11 times in April and did not allow an earned run… Allowed only five hits in 13 innings for a .114 opponents average… From May 1-July 28 posted a 6.75 ERA in 34 outings… **THE SOUNDS OF NASHVILLE:** Was optioned to Nashville (AAA) on July 29… In 11 appearnces, recorded a save and allowed only one hit in his final four outings before returning to Milwaukee in September… **FEEL GOOD FINISH:** Picked up a victory and did not allow a run in four September outings for the Brewers.

CARLOS VILLANUEVA

Numbers in bold – career high

Year	Club & League	W-L	ERA	G	GS	CG	ShO	SV	IP	H	R	ER	HR	HB	BB-IBB	SO	WP	BK	OBA
2002	AZL (AZL)	4-0	0.59	19	0	0	0	3	30.1	24	3	2	1	1	3-0	23	0	0	.220
2003	AZL (AZL)	3-6	3.97	12	10	0	0	0	59.0	64	31	26	1	2	13-0	67	5	0	.277
2004	Beloit (MID)	8-8	3.77	25	21	1	1	1	114.2	102	67	48	20	9	30-1	113	5	2	.236
2005	Brevard County (FSL)	8-1	2.32	21	21	0	0	0	112.1	78	31	29	11	3	32-0	124	8	4	.195
	Huntsville (SOU)	1-3	7.40	4	4	0	0	0	20.2	21	18	17	3	1	9-0	14	1	0	.256
2006	Huntsville (SOU)	4-5	3.75	11	10	1	1	0	62.1	60	31	26	6	1	14-0	59	6	0	.247
	Nashville (PCL)	7-1	2.71	11	9	1	0	0	66.1	42	20	20	6	2	26-0	61	2	0	.182
	MILWAUKEE (NL)	2-2	3.69	10	6	0	0	0	53.2	43	22	22	8	4	11-1	39	0	0	.216
2007	Nashville (PCL)	0-0	3.24	2	2	0	0	0	8.1	3	3	3	1	1	1-0	9	1	0	.107
	MILWAUKEE (NL)	**8**-5	3.94	59	6	0	0	1	**114.1**	101	52	50	16	3	**53**-3	**99**	3	0	.236
2008	MILWAUKEE (NL)	4-7	4.07	47	**9**	0	0	1	108.1	112	53	49	18	3	30-1	93	4	0	.266
2009	MILWAUKEE (NL)	4-**10**	5.34	**64**	6	0	0	**3**	96.0	102	58	57	13	2	35-8	83	4	0	.268
2010	Nashville (PCL)	0-0	3.77	11	0	0	0	1	14.1	13	6	6	2	0	7-0	14	0	0	.228
	MILWAUKEE (NL)	2-0	4.61	50	0	0	0	1	52.2	48	27	27	7	4	22-1	67	5	0	.238
Minor Totals		35-24	3.26	116	77	3	2	5	488.1	407	210	177	51	20	135-1	484	28	6	.224
MAJOR TOTALS		20-24	4.34	230	27	0	0	6	425.0	406	212	205	62	16	151-14	381	16	0	.249

DIVISION SERIES RECORD

Year	Club & League	W-L	ERA	G	GS	CG	ShO	SV	IP	H	R	ER	HR	HB	BB-IBB	SO	WP	BK
2008	MILWAUKEE (NL)	0-0	0.00	2	0	0	0	0	3.2	0	0	0	0	0	0-0	3	0	0

VILLANUEVA — TRANSACTIONS

- Signed as a non-drafted free agent by the San Francisco Giants on March 4, 2002
- Traded to the Milwaukee Brewers along with RHP Glenn Woolard in exchange for RHP Wayne Franklin and RHP Leo Estrella on March 30, 2004
- Traded to the Toronto Blue Jays in exchange for a player to be named later on December 3, 2010

GAME HIGHS — VILLANUEVA, Carlos

ML Debut	May 23, 2006 at CIN
Innings Pitched:	
Starter	8.1 - Oct. 1, 2006 at STL
Reliever	6.2 - Jun. 20, 2006 vs. DET
Walks:	
Starter	4 - 3 times, last Aug. 2, 2009 at SD
Reliever	3 - 5 times, last Jul. 10, 2009 vs. LAD
Strikeouts:	
Starter	6 - 3 times, last May 8, 2008 at FLA
Reliever	6 - Sept. 8, 2009 vs. STL
Hits Allowed	11 - Aug. 17, 2009 at PIT
Runs Allowed	7 - May 8, 2008 at FLA
ER Allowed	7 - May 8, 2008 at FLA
HR Allowed	4 - May 2, 2008 at HOU
Low Hit CG	None
Last Win	Sept. 29, 2010 at NYM
Last Save	May 20, 2010 at PIT
Last CG	None
Last ShO	None
Last Start	Oct. 3, 2009 at STL
Last Relief App.	Oct. 2, 2010 at CIN
Longest Win Streak	6G - Apr. 23-Jul. 2, 2007
Longest Losing Streak	7G – Jun. 7-Aug. 17, 2009
Scoreless Innings Streak	14.2 - May 5 – June 6, 2009

FIELDING

VILLANUEVA, Carlos — P

Year	PCT	G	PO	A	E	TC	DP
2006	1.000	10	2	9	0	11	1
2007	1.000	59	2	9	0	11	0
2008	.955	47	11	10	1	22	0
2009	1.000	64	2	18	0	20	1
2010	1.000	50	3	3	0	6	1
Total	.986	230	30	49	1	70	3

CARLOS VILLANUEVA — MILESTONES

Category		Date	Opponent	Notes
Start	1	June 14, 2006	at Cincinnati	ND - 6.0 IP, 4H, 2BB, 5K
Win	1	Sept. 15, 2006	at Washington	as a starter - 6.0 IP, 2H, ER, 5K
Save	1	Aug. 20, 2007	at Arizona	3.0 IP, K

PROFESSIONAL CAREER:

2002: Played the entire season with the Arizona Giants... Went 4-0 with a 0.59 ERA with three saves in 19 appearances... Struck out 23 batters compared to just two walks.

2003: Finished 3rd in the Arizona League in strikeouts (67)... Made 10 starts, 12 appearances, posting a 3-6 record with a 3.97 ERA.

2004: Spent the entire season with Beloit (A) of the Midwest League... Made25 appearances (21 starts)... Placed 7th among Brewers Minor Leaguers with a 3.77 ERA... Pitched a complete-game shutout vs Battle Creek May 22 in the first game of a doubleheader (7.0 IP, 5 H, 1 BB, 5 SO).

2005: Began the season with Brevard County (A... Was second on the staff with 124 strikeouts... Had a 3.1-to-1 strikeouts to walks ratio with Brevard County... Participated in the the Florida State League Mid-Season and Post-Season All-Star Games... Was named the Best Foreign Born Player in Class A by minorleaguebaseball.com... Was victorious in his first six decisions at Brevard County... Named the Brewers Minor League Pitcher of the Month of June... Opposing hitters batted just .195 against him... Limited right-handers to a .191 batting average... Was promoted to Huntsville (AA) on Aug. 17 ... Averaged 9.3 strikeouts per nine innings on the year... Allowed just 7.0 hits per nine inning for the year.

2006: Spent most of the season in the minor leagues, where he went a combined 11-6 with a 3.22 ERA in 22 games (19 starts) between Huntsville (AA) and Nashville (AAA)... Threw a 1-hit shutout for Huntsville on May 13 at Tennessee... Went 2-2 with a 3.69 ERA in 10 games (6 starts) in three stints with the Brewers (5/22-5/26, 6/10-7/4 & 9/11-end)... Began the season at Huntsville before he was recalled by the Brewers on May 22... Made his **Major League debut** on May 23 at CIN and tossed a scoreless inning of relief (1ip, 1h, 2k)... ..Was optioned back to Huntsville on May 27, where he made two starts before he was recalled again on June 10... Made his first Major League start on June 14 at CIN and allowed just 4 hits over 6.0 shutout innings but received no decision in the Brewers' 3-0, 11-inning loss... Made five appearances (three starts) during his second stint for the Brewers before he was optioned to Nashville on July 5... Was recalled from Nashville on Sept. 11 and spent the remainder of the season with the Brewers... Earned his first Major League victory in a 5-2 win on Sept. 15 at WSH (6.0IP, 2H, ER, 5K)... Retired his first 16 batters in relief of the injured Tomo Ohka before Nook Logan reached on an error... ..Faced 19 batters before allowing his first hit... In that game also recorded his first career hit with an RBI-single off Ramon Ortiz... With the Brewers held opponents to a .216 BA.

2007: Went 8-5 with a 3.94 ERA and one save in 59 appearances (6 starts) during a pair of stints with the Brewers... Was 2-2 with a 2.06 ERA as a starte... From Apr. 23-July 2 had a career-high 6-game winning streak with each victory coming in relief... Was optioned to Triple-A Nashville Aug. 20... Was recalled on Sept.1... Went 2-2 with a 1.99 ERA in six games (five starts) the rest of the season

2008: Began the season in the starting rotation and went 2-5 with a 6.43 ERA in nine starts... Was the starting pitcher in the Brewers' home opener on Apr. 4 vs. San Francisco and earned the victory in the 13-4 win... Was moved to the bullpen and went 2-2 with a 2.12 ERA in 38 relief appearances... Held opponents to a .220 batting average as a reliever... Stranded 15 of 16 inherited runners (93.8%)... Appeared in two games during the NLDS vs. Philadelphia and retired all 11 batters faced.

2009: Went 1-3 with a 6.52 ERA as a starter... His starts came from July28-Aug. 17 (five starts) and on Oct. 3... The Brewers were 2-4 in his starts... Went 3-7 with a 4.84 ERA as a reliever... For the second straight season was the winning pitcher in the Brewers' home opener... Had 15 consecutive scoreless appearances from May 5-June 6 (14.2 IP)... Had 9.0 straight hitless innings from May18-June 6... Lost a career-high seven straight decisions from June 7-Aug. 17, posting an 8.19 ERA during this stretch (40.2 IP, 37 ER)... Went 2-0 with a 3.18 ERA over his last 16 appearances of the season (28.1 IP, 10 ER).

BLUE JAYS AND ARBITRATION

Baseball arbitration was born out of the Basic Agreement settlement of 1972, though it was not actually put into place until before the 1974 season and was not used in 1976 and 1977.

The following are the list of Blue Jays who have gone to arbitration:

YEAR	PLAYER	OFFERED	ASKED	CLUB W/L
1980	Dave Lemanczyk-RHP	$130,000	$ 165,000	WON
	Roy Howell-3B	$110,000	$ 133,000	LOST
1982	Dave Stieb-RHP	$250,000	$ 325,000	WON
1983	Damaso Garcia-2B	$300,000	$ 400,000	LOST
	Roy Lee Jackson-RHP	$155,000	$ 225,000	WON
1988	Tom Henke-RHP	$725,000	$1,025,000	WON
1991	Roberto Alomar-2B	$825,000	$1,250,000	LOST
1997	Bill Risley-RHP	$380,000	$ 550,000	WON

2011 Toronto Blue Jays Roster

BY POSITION, NUMERICAL & ALPHABETICAL as of February 17, 2011

BY POSITION

PITCHERS - 24 (+10 NR)
46 ABREU, Winston (NR)
71 ALVAREZ, Henderson (NR)
57 CAMP, Shawn
39 CARLSON, Jesse
40 CARRENO, Joel
27 CECIL, Brett
32 CORDERO, Chad (NR)
35 DOTEL, Octavio
4 DRABEK, Kyle
36 FARINA, Alan
50 FRANCISCO, Frank
54 FRASOR, Jason
38 HENN, Sean (NR)
49 HINCKLEY, Mike (NR)
44 JANSSEN, Casey
64 JENKINS, Chad (NR)
58 LEDEZMA, Wilfredo (NR)
75 LEWIS, Rommie (NR)
51 LITSCH, Jesse
29 McGOWAN, Dustin
72 McGUIRE, Deck (NR)
59 MILLS, Brad
23 MORROW, Brandon
47 PEREZ, Luis
25 PURCEY, David
60 RAUCH, Jon
67 RAY, Robert
37 REYES, Jo-Jo
48 RICHMOND, Scott
17 ROENICKE, Josh
24 ROMERO, Ricky
34 RZEPCZYNSKI, Marc
56 STEWART, Zach (NR)
33 VILLANUEVA, Carlos

CATCHERS - 3 (+3 NR)
9 ARENCIBIA, J.P.
14 BUDDE, Ryan (NR)
15 d'ARNAUD, Travis (NR)
31 JEROLOMAN, Brian
69 JIMENEZ, A.J. (NR)
8 MOLINA, Jose

INFIELDERS - 7 (+4 NR)
28 COOPER, David (NR)
68 DIAZ, Jon (NR)
10 ENCARNACION, Edwin
5 ESCOBAR, Yunel
3 HECHAVARRIA, Adeiny
2 HILL, Aaron
13 LAWRIE, Brett (NR)
26 LIND, Adam
18 McCOY, Mike
66 McDADE, Michael (NR)
6 McDONALD, John

OUTFIELDERS - 6 (+5 NR)
19 BAUTISTA, Jose
11 DAVIS Rajai
43 GOSE, Anthony (NR)
1 MASTROIANNI, Darin
16 PATTERSON, Corey (NR)
30 PODSEDNIK, Scott (NR)
20 RIVERA, Juan
74 SIERRA, Moises
45 SNIDER, Travis
62 THAMES, Eric (NR)
70 TOLISANO, John (NR)

MANAGER
52 FARRELL, John

COACHES
55 BUTTERFIELD, Brian: 3B
41 HENTGEN, Pat: Bullpen
7 LOVULLO, Torey: 1B
21 MURPHY, Dwayne: Hitting
63 RIVERA, Luis: Coach
22 WAKAMATSU, Don: Bench
53 WALTON, Bruce: Pitching

BULLPEN CATCHER - BP PITCHER
61 ANDREOPOULOS, Alex
65 FIGUEROA, Jesus

NUMERICAL

1 MASTROIANNI, Darin: OF
2 HILL, Aaron: IF
3 HECHAVARRIA, Adeiny: IF
4 DRABEK, Kyle: RHP
5 ESCOBAR, Yunel: IF
6 McDONALD, John: IF
7 LOVULLO, Torey: 1B Coach
8 MOLINA, Jose: C
9 ARENCIBIA, J.P.: C
10 ENCARNACION, Edwin: IF
11 DAVIS Rajai: OF
12
13 LAWRIE, Brett: IF (NR)
14 BUDDE, Ryan: C (NR)
15 d'ARNAUD, Travis: C (NR)
16 PATTERSON, Corey: OF (NR)
17 ROENICKE, Josh: RHP
18 McCOY, Mike: IF
19 BAUTISTA, Jose: OF/IF
20 RIVERA, Juan: OF
21 MURPHY, Dwayne: Hitting Coach
22 WAKAMATSU, Don: Bench Coach
23 MORROW, Brandon: RHP
24 ROMERO, Ricky: LHP
25 PURCEY, David: LHP
26 LIND, Adam: IF
27 CECIL, Brett: LHP
28 COOPER, David: IF (NR)
29 McGOWAN, Dustin: RHP
30 PODSEDNIK, Scott: OF (NR)
31 JEROLOMAN, Brian: C
32 CORDERO, Chad: RHP (NR)
33 VILLANUEVA, Carlos: RHP
34 RZEPCZYNSKI, Marc: LHP
35 DOTEL, Octavio: RHP
36 FARINA, Alan: RHP
37 REYES, Jo-Jo: LHP
38 HENN, Sean: LHP (NR)
39 CARLSON, Jesse: LHP
40 CARRENO, Joel: RHP
41 HENTGEN, Pat: Bullpen Coach
43 GOSE, Anthony: OF (NR)
44 JANSSEN, Casey: RHP
45 SNIDER, Travis: OF
46 ABREU, Winston: RHP (NR)
47 PEREZ, Luis: LHP
48 RICHMOND, Scott: RHP
49 HINCKLEY, Mike: LHP (NR)
50 FRANCISCO, Frank: RHP
51 LITSCH, Jesse: RHP
52 FARRELL, John: Manager
53 WALTON, Bruce: Pitching Coach
54 FRASOR, Jason: RHP
55 BUTTERFIELD, Brian: 3B Coach
56 STEWART, Zach: RHP (NR)
57 CAMP, Shawn: RHP
58 LEDEZMA, Wilfredo: LHP (NR)
59 MILLS, Brad: LHP
60 RAUCH, Jon: RHP
61 ANDREOPOULOS, Alex: BP Catcher
62 THAMES, Eric: OF (NR)
63 RIVERA, Luis: Coach
64 JENKINS, Chad: RHP (NR)
65 FIGUEROA, Jesus: BP Pitcher
66 McDADE, Michael: IF (NR)
67 RAY, Robert: RHP
68 DIAZ, Jon: IF (NR)
69 JIMENEZ, A.J.: C (NR)
70 TOLISANO, John: OF (NR)
71 ALVAREZ, Henderson: RHP (NR)
72 McGUIRE, Deck: RHP (NR)
73
74 SIERRA, Moises: OF
75 LEWIS, Rommie: LHP (NR)

(DL) 15 - Day Disabled List
(DL*) 60 - Day Disabled List
(NR) Non Roster Invitee
42 Retired - Jackie Robinson

ALPHABETICAL

46 ABREU, Winston: RHP (NR)
71 ALVAREZ, Henderson: RHP (NR)
61 ANDREOPOULOS, Alex: BP Catcher
9 ARENCIBIA, J.P.: C
19 BAUTISTA, Jose: OF/IF
14 BUDDE, Ryan: C (NR)
55 BUTTERFIELD, Brian: 3B Coach
57 CAMP, Shawn: RHP
39 CARLSON, Jesse: LHP
40 CARRENO, Joel: RHP
27 CECIL, Brett: LHP
28 COOPER, David: IF (NR)
32 CORDERO, Chad: RHP (NR)
15 d'ARNAUD, Travis: C (NR)
11 DAVIS Rajai: OF
68 DIAZ, Jon: IF (NR)
35 DOTEL, Octavio: RHP
4 DRABEK, Kyle: RHP
10 ENCARNACION, Edwin: IF
5 ESCOBAR, Yunel: IF
36 FARINA, Alan: RHP
52 FARRELL, John: Manager
65 FIGUEROA, Jesus: BP Pitcher
50 FRANCISCO, Frank: RHP
54 FRASOR, Jason: RHP
43 GOSE, Anthony: OF (NR)
3 HECHAVARRIA, Adeiny: IF
38 HENN, Sean: LHP (NR)
41 HENTGEN, Pat: Bullpen Coach
2 HILL, Aaron: IF
49 HINCKLEY, Mike: LHP (NR)
44 JANSSEN, Casey: RHP
64 JENKINS, Chad: RHP (NR)
31 JEROLOMAN, Brian: C
69 JIMENEZ, A.J.: C (NR)
13 LAWRIE, Brett: IF (NR)
58 LEDEZMA, Wilfredo: LHP (NR)
75 LEWIS, Rommie: LHP (NR)
26 LIND, Adam: IF
51 LITSCH, Jesse: RHP
7 LOVULLO, Torey: 1B Coach
1 MASTROIANNI, Darin: OF
18 McCOY, Mike: IF
66 McDADE, Michael: IF (NR)
6 McDONALD, John: IF
29 McGOWAN, Dustin: RHP
72 McGUIRE, Deck: RHP (NR)
59 MILLS, Brad: LHP
8 MOLINA, Jose: C
23 MORROW, Brandon: RHP
21 MURPHY, Dwayne: Hitting Coach
16 PATTERSON, Corey: OF (NR)
47 PEREZ, Luis: LHP
30 PODSEDNIK, Scott: OF (NR)
25 PURCEY, David: LHP
60 RAUCH, Jon: RHP
67 RAY, Robert: RHP
37 REYES, Jo-Jo: LHP
48 RICHMOND, Scott: RHP
20 RIVERA, Juan: OF
63 RIVERA, Luis: Coach
17 ROENICKE, Josh: RHP
24 ROMERO, Ricky: LHP
34 RZEPCZYNSKI, Marc: LHP
74 SIERRA, Moises: OF
45 SNIDER, Travis: OF
56 STEWART, Zach: RHP (NR)
62 THAMES, Eric: OF (NR)
70 TOLISANO, John: OF (NR)
33 VILLANUEVA, Carlos: RHP
22 WAKAMATSU, Don: Bench Coach
53 WALTON, Bruce: Pitching Coach

2011 TORONTO BLUE JAYS 40-MAN ROSTER

MANAGER: John Farrell (52)

COACHES: Brian Butterfield (55) 3B, Pat Hentgen (41) Bullpen, Torey Lovullo (7) 1B, Dwayne Murphy (21) Hitting, Luis Rivera (63) Coach, Don Wakamatsu (22) Bench, Bruce Walton (53) Pitching

TRAINERS: George Poulis, Mike Frostad **MANAGER, TEAM TRAVEL: Mike Shaw**

STRENGTH AND CONDITIONING COACH: Bryan King **VICE PRESIDENT, COMMUNICATIONS: Jay Stenhouse**

NO.	PITCHERS (24)	B	T	HT.	WT.	BORN	BIRTHPLACE	RESIDENCE	2010 CLUB	W-L	ERA	G	GS	CG	SV	IP	H	R	ER	BB	SO	ML SER
57	CAMP, Shawn	R	R	6-0	204	11-18-75	Fairfax, VA	Fairfax, VA	TORONTO (AL)	4-3	2.99	70	0	0	2	72.1	71	26	24	18	46	5.170
39	CARLSON, Jesse	L	L	6-1	160	12-31-80	New Britain, CT	Newington, CT	Las Vegas (PCL)	3-1	4.24	45	0	0	4	51.0	56	32	24	11	43	
									TORONTO (AL)	0-0	4.61	20	0	0	1	13.2	13	7	7	5	8	2.049
40	CARRENO, Joel	R	R	6-0	190	03-07-87	San Cristobal, DR	San Cristobal, DR	Dunedin (FSL)	9-6	3.73	27	25	1	0	137.2	147	65	57	30	173	0.000
27	CECIL, Brett	R	L	6-1	235	07-02-86	Dunkirk, MD	Clearwater, FL	Las Vegas (PCL)	2-0	2.45	2	2	0	0	11.0	13	4	3	2	11	
									TORONTO (AL)	15-7	4.22	28	28	0	0	172.2	175	87	81	54	117	1.128
35	DOTEL, Octavio	R	R	6-0	220	11-25-73	Santo Domingo, DR	Santo Domingo, DR	PITTSBRGH (NL)	2-2	4.28	41	0	0	21	40.0	35	21	19	17	48	
									LOS ANGELES (NL)	1-1	3.38	19	0	0	1	18.2	11	7	7	11	21	
									COLORADO (NL)	0-1	5.06	8	0	0	0	5.1	6	4	3	4	6	10.113
4	DRABECK, Kyle	R	R	6-1	190	12-08-87	The Woodlands, TX	The Woodlands, TX	New Hampshire (East)	14-9	2.94	27	27	1	0	162.0	126	67	53	68	132	
									TORONTO (AL)	0-3	4.76	3	3	0	0	17.0	18	9	9	5	12	0.021
36	FARINA, Alan	R	R	5-11	190	08-09-86	Winter Park, FL	Chuluota, FL	Dunedin (FSL)	2-1	1.24	32	0	0	2	36.1	19	7	5	11	46	
									New Hampshire (East)	1-0	1.40	17	0	0	4	19.1	6	3	3	9	28	0.000
50	FRANCISCO, Frank	R	R	6-3	250	09-11-79	Santo Domingo, DR	Santo Domingo, DR	TEXAS (AL)	6-4	3.76	56	0	0	2	52.2	49	23	22	18	60	6.053
54	FRASOR, Jason	R	R	5-10	175	08-09-77	Chicago, IL	Tampa, FL	TORONTO (AL)	3-4	3.68	69	0	0	4	63.2	61	30	26	27	65	6.134
44	JANSSEN, Casey	R	R	6-4	210	09-17-81	Orange, CA	Manhattan Beach, CA	TORONTO (AL)	5-2	3.67	56	0	0	0	68.2	74	29	28	21	63	4.063
51	LITSCH, Jesse	R	R	6-1	215	03-09-85	Pinellas Park, FL	Pinellas Park, FL	Dunedin (FSL)	1-1	1.80	2	2	0	0	15.0	9	3	3	4	10	
									Las Vegas (PCL)	0-3	8.18	4	4	0	0	22.0	34	26	20	3	13	
									TORONTO (AL)	1-5	5.79	9	9	0	0	46.2	53	30	30	15	16	3.098
29	McGOWAN, Dustin	R	R	6-3	235	03-24-82	Savannah, GA	Tallahassee, FL	TORONTO (AL)	Did not pitch in 2010 due to injury												4.113
59	MILLS, Brad	R	L	5-11	185	03-05-85	Mesa, AZ	Mesa, AZ	Las Vegas (PCL)	8-6	4.97	20	20	0	0	112.1	118	66	62	43	100	
									TORONTO (AL)	1-0	5.64	7	3	0	0	22.1	20	14	14	13	18	0.041
23	MORROW, Brandon	R	R	6-3	195	07-26-84	Santa Rosa, CA	Phoenix, AZ	TORONTO (AL)	10-7	4.49	26	26	1	0	146.1	136	76	73	66	178	3.091
47	PEREZ, Luis	L	L	6-0	160	01-20-85	Guayubin Monte Cr., DR	Guayubin Monte Cr., DR	New Hampshire (East)	5-6	4.54	13	12	1	0	73.1	67	43	37	37	49	
									Las Vegas (PCL)	5-5	6.13	15	15	1	0	86.2	107	66	59	47	56	0.000
25	PURCEY, David	L	L	6-5	235	04-22-82	St. Charles, IL	Dallas, TX	New Hampshire (East)	0-1	13.50	3	0	0	0	2.2	3	4	4	1	5	
									Las Vegas (PCL)	2-1	3.38	17	0	0	0	18.2	14	9	7	15	23	
									TORONTO (AL)	1-1	3.71	33	0	0	1	34.0	26	16	14	15	32	1.083
60	RAUCH, Jon	R	R	6-11	290	09-27-78	Louisville, KY	Tuscon, AZ	MINNESOTA (AL)	3-1	3.12	59	0	0	21	57.2	61	20	20	14	46	6.126
67	RAY, Robert	R	R	6-5	190	01-21-84	Lufkin, TX	Lufkin, TX	Las Vegas (PCL)	6-6	5.51	18	18	1	0	96.1	118	66	59	45	75	
									TORONTO (AL)	0-0	2.45	3	0	0	0	3.2	2	1	1	5	3	0.155
37	REYES, Jo-Jo	L	L	6-2	230	11-20-84	West Covina, CA	Riverside, CA	New Hampshire (East)	1-1	2.57	2	2	0	0	14.0	7	4	4	4	10	
									Gwinnett (Int)	1-5	5.70	12	10	0	0	47.1	57	33	30	15	50	
									ATLANTA (NL)	0-0	24.30	1	0	0	0	3.1	10	9	9	3	2	2.002
48	RICHMOND, Scott	R	R	6-5	215	08-30-79	North Vancouver, BC	Langley, BC	Dunedin (FSL)	3-0	1.29	5	4	0	0	21.0	14	4	3	6	13	
									New Hampshire (East)	0-0	2.70	2	2	0	0	10.0	7	3	3	0	14	
									Las Vegas (PCL)	1-1	2.70	2	2	0	0	10.0	8	6	3	6	9	2.012
17	ROENICKE, Josh	R	R	6-3	195	08-04-82	Baltimore, MD	Sarasota, FL	Las Vegas (PCL)	9-1	3.64	36	0	0	1	59.1	61	29	24	25	54	
									TORONTO (AL)	1-0	5.68	16	0	0	0	19.0	18	15	12	13	18	1.014
24	ROMERO, Ricky	R	L	6-0	210	11-06-84	Los Angeles, CA	Downey, CA	TORONTO (AL)	14-9	3.73	32	32	3	0	210.0	189	98	87	82	174	2.000
34	RZEPCZYNSKI, Marc	L	L	6-3	205	08-29-85	Yorba Linda, CA	Yorba Linda, CA	Las Vegas (PCL)	5-5	6.04	12	12	0	0	67.0	81	49	45	27	61	
									TORONTO (AL)	4-4	4.95	14	12	0	0	63.2	72	37	35	30	57	1.036
33	VILLANUEVA, Carlos	R	R	6-2	230	11-28-83	Santiago, DR	Santo Domingo, DR	Nashville (PCL)	0-0	3.77	11	0	0	1	14.1	13	6	6	7	14	
									MILWAUKEE (NL)	2-0	4.61	50	0	0	1	52.2	48	27	27	22	67	4.030

NO.	CATCHERS(3)	B	T	HT.	WT.	BORN	BIRTHPLACE	RESIDENCE	2010 CLUB	AVG.	G	AB	R	H	2B	3B	HR	RBI	BB	SO	SB	ML SER
9	ARENCIBIA, J.P.	R	R	6-1	210	01-05-86	Miami, FL	Miami, FL	Las Vegas (PCL)	.301	104	412	76	124	36	1	32	85	38	85	0	
									TORONTO (AL)	.143	11	35	3	5	1	0	2	4	2	11	0	0.059
31	JEROLOMAN, Brian	L	R	6-0	200	05-10-85	Suffern, NY	West Palm Beach, FL	New Hampshire (East)	.261	81	245	37	64	16	0	7	33	69	91	0	
									Las Vegas (PCL)	.316	7	19	8	6	3	9	2	5	8	10	0	0.000
8	MOLINA, Jose	R	R	6-2	235	06-03-75	Bayamon, PR	Dorado, PR	TORONTO (AL)	.246	57	167	13	41	4	0	6	12	9	36	1	9.026
NO.	**INFIELDERS(7)**	**B**	**T**	**HT.**	**WT.**	**BORN**	**BIRTHPLACE**	**RESIDENCE**	**2010 CLUB**	**AVG.**	**G**	**AB**	**R**	**H**	**2B**	**3B**	**HR**	**RBI**	**BB**	**SO**	**SB**	**ML SER**
10	ENCARNACION, Edwin	R	R	6-1	195	01-07-83	La Romana, DR	La Romana, DR	Dunedin (FSL)	.100	3	10	2	1	0	0	1	1	2	3	0	
									Las Vegas (PCL)	.438	7	32	9	14	2	0	3	13	2	2	0	
									TORONTO (AL)	.244	96	332	47	81	16	0	21	51	29	60	1	5.085
5	ESCOBAR, Yunel	R	R	6-2	200	11-02-82	Havana, CU	Miami, FL	ATLANTA (NL)	.238	75	261	28	62	12	0	0	19	37	31	5	
									TORONTO (AL)	.275	60	236	32	65	7	0	4	16	19	26	1	3.121
3	HECHAVARRIA, Adeiny	R	R	5-11	180	04-15-89	Santiago De Cuba, CU	Cancun Quintana Roo, MX	Dunedin (FSL)	.193	41	161	21	31	7	3	1	7	5	25	7	
									New Hampshire (East)	.273	61	253	36	69	11	1	3	34	12	40	6	0.000
2	HILL, Aaron	R	R	5-11	205	03-21-82	Visalia, CA	Palm Harbor, FL	TORONTO (AL)	.205	138	528	70	108	22	0	26	68	41	85	2	5.136
26	LIND, Adam	L	L	6-1	215	07-17-83	Muncie, IN	Anderson, IN	TORONTO (AL)	.237	150	569	57	135	32	3	23	72	38	144	0	3.085
18	McCOY, Mike	R	R	5-9	175	04-02-81	San Diego, CA	Solana Beach, CA	Las Vegas (PCL)	.310	53	213	48	66	14	1	6	26	37	31	17	
									TORONTO (AL)	.195	46	82	9	16	4	0	0	3	8	20	5	0.145
6	McDONALD, John	R	R	5-10	177	09/24/74	East Lyme, CT	Scituate MA	TORONTO (AL)	.250	63	152	27	38	9	2	6	23	6	26	2	9.118
NO.	**OUTFIELDERS (6)**	**B**	**T**	**HT.**	**WT.**	**BORN**	**BIRTHPLACE**	**RESIDENCE**	**2010 CLUB**	**AVG.**	**G**	**AB**	**R**	**H**	**2B**	**3B**	**HR**	**RBI**	**BB**	**SO**	**SB**	**ML SER**
	BAUTISTA, Jose	R	R	6-0	195	10-19-80	Santo Domingo, DR	Santo Domingo, DR	TORONTO (AL)	.260	161	569	109	148	35	3	54	124	100	116	9	5.165
	DAVIS, Rajai	R	R	5-10	195	10-19-80	Norwich, CT	East Lyme, CT	OAKLAND (AL)	.284	143	525	66	149	28	3	5	52	26	78	50	3.167
	MASTROIANNI, Darin	R	R	5-11	190	08-26-85	Mount Kisco, NY	Huntersville, NC	New Hampshire (East)	.301	132	525	101	158	25	7	4	46	77	96	46	0.000
	RIVERA, Juan	R	R	6-2	230	07-03-78	Guarenas, VZ	Guarenas, VZ	LOS ANGELES (AL)	.252	124	416	53	105	20	0	15	52	33	58	2	8.047
	SIERRA, Moises	R	R	6-1	225	09-24-88	Santo Domingo, DR	Santo Domingo, DR	Blue Jays (GCL)	.265	10	34	4	9	2	0	1	3	4	8	0	
									Dunedin (FSL)	.162	10	37	4	6	1	0	1	5	1	11	0	0.000
	SNIDER, Travis	L	L	6-0	220	02-02-88	Kirkland, WA	Bothell, WA	Blue Jays (GCL)	.286	4	14	2	4	0	0	0	1	0	1	1	
									Dunedin (FSL)	.000	1	4	0	0	0	0	0	0	0	2	0	
									New Hampshire (East)	.296	20	81	14	24	5	0	5	17	2	21	3	
									TORONTO (AL)	.255	82	298	36	76	20	0	14	32	21	79	6	1.126

NON-ROSTER PLAYERS

NO.	PITCHERS (10)	B	T	HT.	WT.	BORN	BIRTHPLACE	RESIDENCE	2010 CLUB	W-L	ERA	G	GS	CG	SV	IP	H	R	ER	BB	SO	ML SER
46	ABREU, Winston	R	R	6-4	187	02-05-78	C, Sanchez Ramirez, DR	Greenville, SC	Durham (Int)	0-4	2.28	51	0	0	23	55.1	35	15	14	21	82	0.166
71	ALVAREZ, Henderson	R	R	6-1	197	04-18-90	Valencia, Carabobo, VZ	Velencia, Carabobo, VZ	Dunedin (FSL)	8-7	4.33	23	21	0	0	112.1	137	65	54	27	78	0.000
32	CORDERO, Chad	R	R	6-0	220	03-18-82	Upland, CA	Huntington Beach, CA	Buffalo (Int)	1-1	1.69	17	0	0	0	16.0	15	4	3	5	14	
									Tacoma (PCL)	0-1	4.12	17	0	0	6	19.2	19	11	9	4	22	
									SEATTLE (AL)	0-1	6.52	9	0	0	0	9.2	10	7	7	5	6	5.073
38	HENN, Sean	R	L	6-4	230	04-23-81	Fort Worth. TX	Aledo, TX	Las Vegas (PCL)	3-4	4.73	38	9	0	2	97.0	110	57	51	53	65	1.113
49	HINCKLEY, Mike	R	L	6-3	195	10-05-82	Oaklahoma City, OK	Moore, OK	Bowie (East)	0-1	2.25	6	0	0	0	8.0	5	2	2	4	6	
									Norfolk (Int)	1-4	4.19	24	1	0	0	38.2	41	20	18	15	29	0.069
64	JENKINS, Chad	R	R	6-4	235	12-22-87	Chattanooga, TN	Canton, GA	Lansing (Midwest)	5-4	3.63	13	13	1	0	79.1	87	35	32	13	64	
									Dunedin (FSL)	2-6	4.33	13	13	1	0	62.1	73	37	30	18	42	0.000
58	LEDEZMA, Wilfredo	L	L	6-4	210	01-21-81	Guarico, VZ	Maracay, Edo Aragua, VZ	Indianapolis (Int)	0-1	0.94	35	0	0	8	38.1	20	6	4	19	50	
									PITTSBURGH (NL)	0-3	6.86	27	0	0	0	19.2	25	16	15	6	22	4.145
75	LEWIS, Rommie	L	L	6-5	230	09-02-82	Seattle, WA	Adamstown, MD	Las Vegas (PCL)	1-5	7.59	24	8	0	5	53.1	72	51	45	22	41	
									TORONTO (AL)	0-0	6.75	14	0	0	0	18.2	20	14	14	8	15	0.073
72	McGUIRE, Deck	R	R	6-6	220	06-23-89	Richmond, VA	Richmond, VA	Did not play													
56	STEWART, Zach	R	R	6-2	205	09-28-86	Witchita Falls, TX	Witchita Falls, TX	New Hampshire (East)	8-3	3.63	26	0	0	0	136.1	131	59	55	54	106	0.000

NO.	CATCHERS (3)	B	T	HT.	WT.	BORN	BIRTHPLACE	RESIDENCE	2010 CLUB	AVG.	G	AB	R	H	2B	3B	HR	RBI	BB	SO	SB	ML SER
14	BUDDE, Ryan	R	R	5-11	205	08-15-79	Midwest City, OK	Midwest City, OK	Salt Lake (PCL)	.244	53	172	24	42	7	0	1	13	21	58	1	
									LOS ANGELES (AL)	.400	6	10	2	4	1	0	1	3	1	5	0	1.029
15	d'ARNAUD, Travis	R	R	6-2	205	02-10-89	Long Beach, CA	Long Beach, CA	Dunedin (FSL)	.259	71	263	36	68	20	1	6	38	20	63	3	0.000
69	JIMENEZ, A.J.	R	R	6-0	201	05-01-90	Bayamon, DR	Bayamon, PR	Lansing (Midwest)	.305	70	262	35	80	22	0	4	54	18	56	17	
									Dunedin (FSL)	.111	2	9	1	1	0	0	1	1	0	5	0	0.000

NO.	INFIELDERS (4)	B	T	HT.	WT.	BORN	BIRTHPLACE	RESIDENCE	2010 CLUB	AVG.	G	AB	R	H	2B	3B	HR	RBI	BB	SO	SB	ML SER
28	COOPER, David	L	L	6-0	210	02-12-87	Stockton, CA	Stockton, CA	New Hampshire (East)	.257	132	498	59	128	30	1	20	78	52	74	0	0.000
68	DIAZ, Jon	R	R	5-9	165	04-10-85	Miami Beach, FL	Dunedin, FL	New Hampshire (East)	.231	99	312	48	72	20	1	0	33	53	48	4	
									Las Vegas (PCL)	.266	28	94	20	25	3	0	2	10	8	18	1	0.000
13	LAWRIE, Brett	R	R	6-0	210	01-18-90	Lanley, BC	Peoria, AZ	Huntsville (Sou)	.285	135	554	90	158	36	16	8	63	47	118	30	0.000
66	McDADE, Michael	S	R	6-2	230	05-08-89	Las Vegas, NV	Las Vegas, NV	Dunedin (FSL)	.267	128	480	60	128	22	1	21	64	27	141	2	0.000

NO.	OUTFIELDERS (5)	B	T	HT.	WT.	BORN	BIRTHPLACE	RESIDENCE	2010 CLUB	AVG.	G	AB	R	H	2B	3B	HR	RBI	BB	SO	SB	ML SER
43	GOSE, Anthony	L	L	6-1	190	08-10-90	Paramount, CA	Bellflower, CA	Clearwater (FSL)	.263	103	418	67	110	17	11	4	21	32	103	36	
									Dunedin (FSL)	.255	27	94	21	24	3	2	3	6	13	29	9	0.000
16	PATTERSON, Corey	L	R	5-10	175	08-13-79	Atlanta, GA	Marieta, GA	Norfolk (Int)	.368	14	57	6	21	5	1	0	2	5	8	3	
									BALTIMORE (AL)	.269	90	308	43	83	16	1	8	32	20	75	21	8.083
30	PODSEDNIK, Scott	L	L	6-0	187	03-18-76	West, TX	Dallas, TX	KANSAS CITY (AL)	.310	95	390	46	121	8	6	5	44	29	57	30	
									LOS ANGELES (NL)	.262	39	149	17	39	6	1	1	7	11	26	5	8.035
62	THAMES, Eric	L	R	6-0	195	11-10-86	Santa Clara, CA	San Jose, CA	New Hampshire (East)	.288	130	496	95	143	25	6	27	104	50	121	8	0.000
70	TOLISANO, John	S	R	6-0	190	10-07-88	Estero, FL	Sanibel, FL	Dunedin (FSL)	.252	61	218	39	55	12	3	5	21	29	65	4	0.000

2010 Season in Review

Jose Bautista

2010 SEASON IN REVIEW

WHERE WE STACKED UP:

The Blue Jays finished the 2010 season with a record of 85-77 (.525), ranking 4th in the AL East…Marked their 4th winning season over their last five years dating back to 2006…Finished 11.0 GB of the 1st place Tampa Bay Rays (96-66)…The Jays finished with the 3rd best winning % in the AL after the All-Star break at .562 (41-32).

LOVING THE LONG BALL:

The Blue Jays led the Majors with a Club record 257 home runs, 46 more than the next best team, Boston with 211…That gap was the largest in the Majors since 1968 when Detroit led Baltimore by 52 (185-133)…The 257-HR by TOR ranked T-3rd most in MLB history with the 1996 Orioles…The 121-HR by TOR after the All-Star break ranked T-7th all-time in MLB history…The Jays also became the 1st team since the 1997 Mariners to lead the Majors in home runs in four different calendar months of a season (Apr. – 35, May – 54 Club Record, July – 43 & Sept./Oct. – 56 Club Record)…The 56-HR hit in the month of Sept./Oct. was T-1st all-time in MLB history with the Reds who hit 56-HR in '99…Hit 146 home runs at home, 3rd most by any Club in the Majors since 1952…The Jays matched a Club record (2nd time & 1st since 2000) with seven players recording at least 20+ home runs in a season…The Jays were the 1st team in MLB history to have 20+ HR production from each defensive position including the DH spot. The Blue Jays allowed 150 home runs this season making their +107 differential the 2nd best in MLB history (1927 Yankees were +116).

ON THE HOMEFRONT:

The Blue Jays finished with a 45-33 (.577) mark at Rogers Centre…Represents Toronto's 6th straight winning season at home dating back to 2005…Led the Majors with a Club record 146 home runs at home, 31 more than the next closet team, New York (AL) with 115…The 146 home runs at home, was the 3rd most by any Club in the Majors since 1952…Also led the AL in slugging % at home (.487) & extra base hits (302).

COME ON IN:

Completed the 2010 season with a total attendance of 1,625,555 over 81 dates for an average of 20,069…The Jays played three games in Philadelphia from June 25-27 which were considered home dates & acted as the home team although those contests were deemed road contests for Toronto…Therefore, in 78 Rogers Centre dates, the Blue Jays drew a total of 1,495,482 for an average of 19,173…The largest crowd of the season was the home opener vs. Chicago (AL) with a paid attendance of 46,321…That was the only crowd of 40,000 drawn all season.

ON THE ROAD:

The Jays posted a record of 40-44 (.476) away from Rogers Centre this season…Despite the losing record, the 40 victories on the road were their most since 2003 (45-36)…Ranked 2nd in the Majors with 111 home runs on the road, two shy of Boston…The 111-HR ranked 3rd on the all-time Club list (116-HR in 1999 & 114-HR in 1987)…Led the AL on the road in doubles (173)…Allowed the 2nd fewest home runs (69) & T-3rd in saves (24).

2010 GLANCING at the JAYS

2010 Record	85-77, 4th, 11.0 GB
2010 Home Attendance (81 dates)	1,625,555/20,069
2010 Rogers Centre Attendance (78 dates)	1,495,482/19,173
Come From Behind Wins	36
Last Shutout by Blue Jays	1-0, Sept. 23, 2010 vs. SEA
Last Shutout by Opponent	6-0, Sept. 19, 2010 at BOS
Pre All-Star	44-45
Post All-Star	41-32
April '10/'09/'08	12-12/15-9/11-17
May '10/'09/'08	19-10/14-15/20-10
June '10/'09/'08	9-17/12-14/10-16
July '10/'09/'08	14-11/8-16/13-11
August '10/'09/'08	15-13/10-16/16-12
Sept/Oct '10/'09/'08	16-1416-17/16-10
Best/Worst- 162 games	96-66 ('87,'92)/53-109 ('79)
Vs. RHS/LHS	72-54/13-23
Blue Jays/Opponents scoring first	61-23/24-54
GMS decided in final AB/Walk-Off	16-19/5-9
1-Run/2-Run Games	24-28/12-10
Franchise record	2674-2709
Home/Road	45-33/40-44
Day/Night	32-29/52-48
Series Record/Home/Road	23-21-6/13-9-4/10-12-2
Vs. EAST/CENTRAL/WEST/NL	39-33/22-19/17-14/7-11
After 6.0, Ahead/Tied/Trailing	63-10/13-9/9-58
After 7.0, Ahead/Tied/Trailing	68-8/9-10/8-58
After 8.0, Ahead/Tied/Trailing	74-6/6-6/5-64
Extra-Inning Games/Home/Road	5-6/3-2/2-4

2010 at ROGERS CENTRE

Blue Jays HR Dome Open/Cld	112/36
Opponents HR Dome Open/Cld	61/19
W/L, 2010 open/closed/other	29-19/10-14/6-0
All-time	940-782
open/closed/other	492-432/391-308/57-42

* Includes Post-Season games

2010 Miscellaneous Statistics

	HOME		ROAD		TOTALS	
	W	L	W	L	W	L
VS. BALTIMORE	9	0	6	3	15	3
VS. BOSTON	2	7	4	5	6	12
VS. NEW YORK	6	3	4	5	10	8
VS. TAMPA BAY	5	4	3	6	8	10
TOTALS VS. EAST	**22**	**14**	**17**	**19**	**39**	**33**
VS. CLEVELAND	1	2	3	4	4	6
VS. CHICAGO	2	2	3	1	5	3
VS. DETROIT	2	2	2	2	4	4
VS. KANSASCITY	2	1	1	2	3	3
VS. MINNESOTA	3	2	3	1	6	3
TOTALS VS. CENTRAL	**10**	**9**	**12**	**10**	**22**	**19**
VS. LOS ANGELES	0	3	3	3	3	6
VS. OAKLAND	3	1	1	2	4	3
VS. SEATTLE	2	1	1	1	3	2
VS. TEXAS	5	2	2	1	7	3
TOTALS VS. WEST	**10**	**7**	**7**	**7**	**17**	**14**
TOTALS VS. A.L.	**42**	**30**	**36**	**36**	**78**	**66**
VS. ARIZONA	0	0	1	2	1	2
VS. COLORADO	0	0	0	3	0	3
VS. PHILADELPHIA	0	0	1	2	1	2
VS. SAN DIEGO	0	0	2	1	2	1
VS. SAN FRANCISCO	2	1	0	0	2	1
VS. ST. LOUIS	1	2	0	0	1	2
TOTALS VS. N.L.	**3**	**3**	**4**	**8**	**7**	**11**
OVERALL TOTALS	**45**	**33**	**40**	**44**	**85**	**77**

DOUBLEHEADERS
(HOME) WON 0 LOST 0 SPLIT 0
(ROAD) WON 0 LOST 0 SPLIT 0

ATTENDANCE
HOME 1,625,555 (81 DATES) 20,840 AVG
ROAD 2,249,636 (81 DATES) 26,781 AVG

	TOR	OPP.
DOUBLE PLAYS	172	131
TRIPLE PLAYS	0	0
LEFT ON BASE	1017	1115
GRAND SLAM HR	3	6
HOME RUNS - HOME	146	81
HOME RUNS - ROAD	111	69

	HOME		ROAD		TOTALS	
	W	L	W	L	W	L
SHUTOUTS	7	2	4	6	11	8
SHO - INDIVIDUAL	2	0	0	2	2	2
EXTRA INNINGS	3	2	2	4	5	6
ONE-RUN DECISIONS	14	13	10	15	24	28
TWO-RUN DECISIONS	4	5	8	5	12	10
VS. LH STARTERS	3	10	10	13	13	23
VS. RH STARTERS	42	23	30	31	72	54
GRASS FIELDS	0	0	37	38	37	38
ARTIFICIAL FIELDS	45	33	3	6	48	39
DAY GAMES	18	11	15	18	33	29
NIGHT GAMES	27	22	25	26	52	48

	WON	LOST
STARTERS	63	51
RELIEVERS	22	26
STREAKS	6	5

(* FOR CURRENT STREAK)

All-Stars & Award Winners:

ALL STARS

Vernon Wells: Went 0-for-1 as a defensive replacement (LF)…Marked his 3rd All-Star game appearance & 1st since 2006.

Jose Bautista: Went 0-for-1 as a defensive replacement (RF)…Marked his 1st ever All-Star game appearance.

John Buck: Went 1-for-2 with a 2B as a defensive replacement…Marked his 1st ever All-Star game appearance…Only the 2nd TOR catcher to appear in an All-Star game (Ernie Whitt being the first).

AWARD WINNERS:

American League Player of the Week:

Jose Bautista (May 10-16): 6G, .444 (8-18), 4-HR, 8-RBI, 8-R, 1.111 SLG

Jose Bautista (July 26-Aug. 1): 6G, .545 (12-22), 5-HR, 13-RBI, 8-R, 1.364 SLG

Jose Bautista (Aug. 23-29): 7G, .500 (10-20), 4-HR, 8-XBH, 7-R, 1.350 SLG

Edwin Encarnacion (Sept. 27-Oct. 3): 6G, .400 (8-20), 5-HR, 11-RBI, 6-R, 1.150 SLG

American League Player of the Month:

Jose Bautista (July): 25G, .347 (34-98), 8-2B, 11-HR, 29-RBI, 20-R, .765 SLG

Jose Bautista (August): 28G, .299 (29-97), 5-2B, 12-HR, 24-RBI, 23-R, .431 OBP, .742 SLG

2010 Toronto Final Pitching Statistics

+ = ROOKIE

PITCHER	R/L	W	L	ERA	G	GS	CG	GF	ShO	SV	IP	H	R	ER	HR	HB	BB	IBB	SO	WP	BK	OPP AVG
Accardo,J	R	0	1	8.10	5	0	0	2	0	0	6.2	12	6	6	0	1	3	0	3	2	0	.400
Buchholz,T	R	0	0	0.00	2	0	0	2	0	0	2.0	0	0	0	0	0	0	0	0	0	0	.000
Camp,S	R	4	3	2.99	70	0	0	13	0	2	72.1	71	26	24	8	4	18	5	46	2	0	.259
Carlson,J	L	0	0	4.61	20	0	0	5	0	1	13.2	13	7	7	3	1	5	2	8	0	0	.250
Cecil,B	L	15	7	4.22	28	28	0	0	0	0	172.2	175	87	81	18	1	54	2	117	7	1	.264
Downs,S	L	5	5	2.64	67	0	0	14	0	0	61.1	47	19	18	3	4	14	3	48	1	0	.211
+ Drabek,K	R	0	3	4.76	3	3	0	0	0	0	17.0	18	9	9	2	0	5	0	12	2	0	.295
Eveland,D	L	3	4	6.45	9	9	0	0	0	0	44.2	57	35	32	4	2	27	1	21	3	0	.313
Frasor,J	R	3	4	3.68	69	0	0	18	0	4	63.2	61	30	26	4	4	27	6	65	5	0	.247
Gregg,K	R	2	6	3.51	63	0	0	56	0	37	59.0	52	24	23	4	1	30	1	58	3	0	.237
Hill,S	R	1	2	2.61	4	4	0	0	0	0	20.2	24	8	6	1	1	4	0	14	1	0	.282
Janssen,C	R	5	2	3.67	56	0	0	16	0	0	68.2	74	29	28	8	4	21	1	63	3	0	.272
+ Lewis Jr.,R	L	0	0	6.75	14	0	0	4	0	0	18.2	20	14	14	4	0	8	0	15	0	0	.270
Litsch,J	R	1	5	5.79	9	9	0	0	0	0	46.2	53	30	30	7	2	15	0	16	1	0	.286
Marcum,S	R	13	8	3.64	31	31	1	0	0	0	195.1	181	84	79	24	6	43	3	165	3	0	.242
+ Mills,B	L	1	0	5.64	7	3	0	0	0	0	22.1	20	14	14	2	1	13	1	18	1	0	.241
Morrow,B	R	10	7	4.49	26	26	1	0	1	0	146.1	136	76	73	11	9	66	0	178	8	0	.248
Purcey,D	L	1	1	3.71	33	0	0	18	0	1	34.0	26	16	14	3	0	15	1	32	3	0	.210
+ Ray,R	R	0	0	2.45	3	0	0	0	0	0	3.2	2	1	1	0	0	5	2	3	0	0	.154
Roenicke,J	R	1	0	5.68	16	0	0	3	0	0	19.0	18	15	12	1	2	13	0	18	1	0	.237
Romero,R	L	14	9	3.73	32	32	3	0	1	0	210.0	189	98	87	15	8	82	3	174	18	1	.242
Rzepczynski,M	L	4	4	4.95	14	12	0	0	0	0	63.2	72	37	35	8	5	30	1	57	4	1	.289
Tallet,B	L	2	6	6.40	34	5	0	5	0	0	77.1	84	60	55	20	4	38	3	53	1	0	.273
Valdez,M	R	0	0	20.25	2	0	0	1	0	0	1.1	2	3	3	0	0	3	0	0	0	0	.333
TORONTO		**85**	**77**	**4.22**	**162**	**162**	**5**	**157**	**11**	**45**	**1440.2**	**1407**	**728**	**676**	**150**	**60**	**539**	**35**	**1184**	**69**	**3**	**.255**
OPPONENTS		**77**	**85**	**4.48**	**162**	**162**	**9**	**153**	**8**	**34**	**1433.1**	**1364**	**755**	**713**	**257**	**55**	**471**	**25**	**1164**	**50**	**1**	**.248**

STARTING PITCHERS

PITCHER	T	W	L	PCT	ERA	G	GS	CG	IP	H	TBF	R	ER	HR	SH	SF	HB	BB	IBB	SO	WP	BK	AVG
Cecil,B	L	15	7	.682	4.22	28	28	0	172.2	175	726	87	81	18	1	6	1	54	2	117	7	1	.264
Drabek,K	R	0	3	.000	4.76	3	3	0	17.0	18	69	9	9	2	1	2	0	5	0	12	2	0	.295
Eveland,D	L	3	4	.429	6.45	9	9	0	44.2	57	213	35	32	4	0	2	2	27	1	21	3	0	.313
Hill,S	R	1	2	.333	2.61	4	4	0	20.2	24	91	8	6	1	0	1	1	4	0	14	1	0	.282
Litsch,J	R	1	5	.167	5.79	9	9	0	46.2	53	202	30	30	7	0	0	2	15	0	16	1	0	.286
Marcum,S	R	13	8	.619	3.64	31	31	1	195.1	181	800	84	79	24	1	3	6	43	3	165	3	0	.242
Mills,B	L	1	0	1.000	5.28	3	3	0	15.1	14	67	9	9	2	0	1	1	9	0	13	1	0	.250
Morrow,B	R	10	7	.588	4.49	26	26	1	146.1	136	629	76	73	11	2	4	9	66	0	178	8	0	.248
Romero,R	L	14	9	.609	3.73	32	32	3	210.0	189	882	98	87	15	9	3	8	82	3	174	18	1	.242
Rzepczynsk,M	L	4	4	.500	5.03	12	12	0	62.2	71	282	37	35	8	1	2	4	30	1	54	4	1	.290
Tallet,B	L	1	2	.333	5.60	5	5	0	27.1	27	122	19	17	7	1	0	1	10	0	19	0	0	.245
TOTALS		**63**	**51**	**.553**	**4.30**	**162**	**162**	**5**	**958.2**	**945**	**4083**	**492**	**458**	**99**	**16**	**24**	**35**	**345**	**10**	**783**	**48**	**3**	**.258**

RELIEF PITCHERS

PITCHER	T	W	L	PCT	ERA	APP	GF	SV	IP	H	TBF	R	ER	HR	SH	SF	HB	BB	IBB	SO	WP	BK	AVG
Accardo,J	R	0	1	.000	8.10	5	2	0	6.2	12	34	6	6	0	0	0	1	3	0	3	2	0	.400
Buchholz,T	R	0	0	.000	0.00	2	2	0	2.0	0	6	0	0	0	0	0	0	0	0	0	0	0	.000
Camp,S	R	4	3	.571	2.99	70	13	2	72.1	71	298	26	24	8	0	2	4	18	5	46	2	0	.259
Carlson,J	L	0	0	.000	4.61	20	5	1	13.2	13	59	7	7	3	1	0	1	5	2	8	0	0	.250
Downs,S	L	5	5	.500	2.64	67	14	0	61.1	47	241	19	18	3	0	0	4	14	3	48	1	0	.211
Frasor,J	R	3	4	.429	3.68	69	18	4	63.2	61	279	30	26	4	1	0	4	27	6	65	5	0	.247
Gregg,K	R	2	6	.250	3.51	63	56	37	59.0	52	254	24	23	4	1	3	1	30	1	58	3	0	.237
Janssen,C	R	5	2	.714	3.67	56	16	0	68.2	74	298	29	28	8	0	1	4	21	1	63	3	0	.272
Lewis Jr.,R	L	0	0	.000	6.75	14	4	0	18.2	20	82	14	14	4	0	0	0	8	0	15	0	0	.270
Mills,B	L	0	0	.000	6.43	4	0	0	7.0	6	31	5	5	0	0	0	0	4	1	5	0	0	.222
Purcey,D	L	1	1	.500	3.71	33	18	1	34.0	26	143	16	14	3	2	2	0	15	1	32	3	0	.210
Ray,R	R	0	0	.000	2.45	3	0	0	3.2	2	18	1	1	0	0	0	0	5	2	3	0	0	.154
Roenicke,J	R	1	0	1.000	5.68	16	3	0	19.0	18	91	15	12	1	0	0	2	13	0	18	1	0	.237
Rzepczynsk,M	L	0	0	.000	0.00	2	0	0	1.0	1	5	0	0	0	0	0	1	0	0	3	0	0	.250
Tallet,B	L	1	4	.200	6.84	29	5	0	50.0	57	234	41	38	13	0	5	3	28	3	34	1	0	.288
Valdez,M	R	0	0	.000	20.25	2	1	0	1.1	2	9	3	3	0	0	0	0	3	0	0	0	0	.333
TOTALS		**22**	**26**	**.458**	**4.09**	**455**	**157**	**45**	**482.0**	**462**	**2082**	**236**	**219**	**51**	**5**	**13**	**25**	**194**	**25**	**401**	**21**	**0**	**.250**

PITCHING AT HOME

PITCHER	ERA	W	L	G	GS	CG	ShO	SV	IP	AB	H	R	ER	HR	HB	BB	SO	WP	OPP AVG
Accardo,J	9.00	0	1	4	0	0	0	0	6.0	27	11	6	6	0	1	3	3	2	.407
Camp,S	3.22	4	2	33	0	0	0	0	36.1	144	36	13	13	4	2	7	20	0	.250
Carlson,J	5.40	0	0	12	0	0	0	1	6.2	30	10	4	4	2	0	2	5	0	.333
Cecil,B	4.46	7	2	12	12	0	0	0	70.2	280	78	36	35	7	1	18	51	1	.279
Downs,S	3.54	3	3	30	0	0	0	0	28.0	100	21	12	11	2	3	4	22	0	.210
Drabek,K	4.91	0	2	2	2	0	0	0	11.0	38	9	6	6	2	0	2	7	2	.237
Eveland,D	6.48	1	2	5	5	0	0	0	25.0	107	36	21	18	3	0	15	13	2	.336
Frasor,J	2.59	0	1	32	0	0	0	1	31.1	108	19	9	9	2	2	10	31	2	.176
Gregg,K	2.78	2	3	34	0	0	0	18	32.1	121	28	11	10	0	1	14	32	3	.231
Hill,S	2.61	1	1	2	2	0	0	0	10.1	40	12	4	3	0	1	2	9	1	.300
Janssen,C	3.38	1	0	27	0	0	0	0	34.2	140	43	13	13	3	2	8	29	1	.307
Lewis Jr.,R	8.22	0	0	8	0	0	0	0	7.2	30	9	7	7	2	0	6	7	0	.300
Litsch,J	4.63	0	2	4	4	0	0	0	23.1	89	20	12	12	5	2	5	9	0	.225
Marcum,S	3.08	6	3	14	14	0	0	0	90.2	341	82	34	31	9	3	29	81	1	.240
Mills,B	6.10	1	0	6	3	0	0	0	20.2	78	20	14	14	2	1	12	18	1	.256
Morrow,B	2.74	8	1	13	13	1	1	0	82.0	299	66	26	25	4	5	24	97	4	.221
Purcey,D	4.58	1	0	15	0	0	0	1	17.2	69	17	11	9	3	0	7	18	2	.246
Ray,R	0.00	0	0	1	0	0	0	0	2.2	9	1	0	0	0	0	1	1	0	.111
Roenicke,J	3.38	1	0	10	0	0	0	0	10.2	36	6	4	4	1	2	5	9	0	.167
Romero,R	3.27	6	4	14	14	2	1	0	93.2	339	75	41	34	7	4	37	85	6	.221
Rzepczynski,M	5.74	2	3	7	6	0	0	0	31.1	125	39	21	20	7	1	17	37	1	.312
Tallet,B	8.26	1	3	18	3	0	0	0	40.1	170	52	40	37	16	1	19	26	0	.306
Valdez,M	27.00	0	0	1	0	0	0	0	1.0	5	2	3	3	0	0	2	0	0	.400
TOTALS	**4.07**	**45**	**33**	**78**	**78**	**3**	**7**	**21**	**714.0**	**2725**	**692**	**348**	**323**	**81**	**32**	**249**	**610**	**29**	**.254**

PITCHING ON THE ROAD

PITCHER	ERA	W	L	G	GS	CG	ShO	SV	IP	AB	H	R	ER	HR	HB	BB	SO	WP	OPP AVG
Accardo,J	0.00	0	0	1	0	0	0	0	0.2	3	1	0	0	0	0	0	0	0	.333
Buchholz,T	0.00	0	0	2	0	0	0	0	2.0	6	0	0	0	0	0	0	0	0	.000
Camp,S	2.75	0	1	37	0	0	0	2	36.0	130	35	13	11	4	2	11	26	2	.269
Carlson,J	3.86	0	0	8	0	0	0	0	7.0	22	3	3	3	1	1	3	3	0	.136
Cecil,B	4.06	8	5	16	16	0	0	0	102.0	384	97	51	46	11	0	36	66	6	.253
Downs,S	1.89	2	2	37	0	0	0	0	33.1	123	26	7	7	1	1	10	26	1	.211
Drabek,K	4.50	0	1	1	1	0	0	0	6.0	23	9	3	3	0	0	3	5	0	.391
Eveland,D	6.41	2	2	4	4	0	0	0	19.2	75	21	14	14	1	2	12	8	1	.280
Frasor,J	4.73	3	3	37	0	0	0	3	32.1	139	42	21	17	2	2	17	34	3	.302
Gregg,K	4.39	0	3	29	0	0	0	19	26.2	98	24	13	13	4	0	16	26	0	.245
Hill,S	2.61	0	1	2	2	0	0	0	10.1	45	12	4	3	1	0	2	5	0	.267
Janssen,C	3.97	4	2	29	0	0	0	0	34.0	132	31	16	15	5	2	13	34	2	.235
Lewis Jr.,R	5.73	0	0	6	0	0	0	0	11.0	44	11	7	7	2	0	2	8	0	.250
Litsch,J	6.94	1	3	5	5	0	0	0	23.1	96	33	18	18	2	0	10	7	1	.344
Marcum,S	4.13	7	5	17	17	1	0	0	104.2	406	99	50	48	15	3	14	84	2	.244
Mills,B	0.00	0	0	1	0	0	0	0	1.2	5	0	0	0	0	0	1	0	0	.000
Morrow,B	6.72	2	6	13	13	0	0	0	64.1	249	70	50	48	7	4	42	81	4	.281
Purcey,D	2.76	0	1	18	0	0	0	0	16.1	55	9	5	5	0	0	8	14	1	.164
Ray,R	9.00	0	0	2	0	0	0	0	1.0	4	1	1	1	0	0	4	2	0	.250
Roenicke,J	8.64	0	0	6	0	0	0	0	8.1	40	12	11	8	0	0	8	9	1	.300
Romero,R	4.10	8	5	18	18	1	0	0	116.1	441	114	57	53	8	4	45	89	12	.259
Rzepczynsk,M	4.18	2	1	7	6	0	0	0	32.1	124	33	16	15	1	4	13	20	3	.266
Tallet,B	4.38	1	3	16	2	0	0	0	37.0	138	32	20	18	4	3	19	27	1	.232
Valdez,M	0.00	0	0	1	0	0	0	0	0.1	1	0	0	0	0	0	1	0	0	.000
TOTALS	**4.37**	**40**	**44**	**84**	**84**	**2**	**4**	**24**	**726.2**	**2783**	**715**	**380**	**353**	**69**	**28**	**290**	**574**	**40**	**.257**

2010 Toronto Final Batting Statistics

+ = ROOKIE

PLAYER	AVG	G	AB	R	H	TB	2B	3B	HR	RBI	SH	SF	HP	BB	IBB	SO	SB	CS	GIDP	E	SLG	OBP	PINCH AB	PINCH H	PINCH HR	PINCH RBI
+ Arencibia,J	.143	11	35	3	5	12	1	0	2	4	0	0	0	2	0	11	0	0	0	0	.343	.189	0	0	0	0
Bautista,J	.260	161	569	109	148	351	35	3	54	124	0	4	10	100	2	116	9	2	10	7	.617	.378	0	0	0	0
Buck,J	.281	118	409	53	115	200	25	0	20	66	0	6	6	16	1	111	0	0	6	5	.489	.314	4	1	0	0
Camp,S	1.000	70	1	0	1	1	0	0	0	0	0	0	0	0	0	0	0	0	0	0	1.000	1.000	0	0	0	0
Cecil,B	.000	28	2	0	0	0	0	0	0	0	0	0	0	0	0	2	0	0	0	1	.000	.000	0	0	0	0
Encarnacion,E	.244	96	332	47	81	160	16	0	21	51	0	4	2	29	1	60	1	0	9	18	.482	.305	0	0	0	0
Escobar,Y	.275	60	236	32	65	84	7	0	4	16	7	0	4	19	0	26	1	1	9	9	.356	.340	0	0	0	0
Gonzalez,A	.259	85	328	47	85	163	25	1	17	50	0	2	1	17	0	65	1	0	9	11	.497	.296	0	0	0	0
Green,N	.154	9	13	2	2	2	0	0	0	1	0	0	0	1	0	3	0	0	0	0	.154	.214	0	0	0	0
Hill,A	.205	138	528	70	108	208	22	0	26	68	1	2	8	41	2	85	2	2	8	10	.394	.271	0	0	0	0
+ Hoffpauir,J	.206	13	34	1	7	8	1	0	0	0	1	0	0	2	0	5	0	0	1	0	.235	.250	1	1	0	0
Janssen,C	.000	56	1	0	0	0	0	0	0	0	0	0	0	0	0	1	0	0	0	0	.000	.000	0	0	0	0
Lewis,F	.262	110	428	70	112	177	31	5	8	36	1	4	9	38	1	104	17	6	9	3	.414	.332	5	0	0	0
Lind,A	.237	150	569	57	135	242	32	3	23	72	0	3	3	38	3	144	0	0	10	0	.425	.287	5	1	1	1
Litsch,J	.000	9	1	0	0	0	0	0	0	0	0	0	0	0	0	0	0	0	0	0	.000	.000	0	0	0	0
Marcum,S	.250	31	4	1	1	2	1	0	0	1	1	0	0	1	0	2	0	0	0	0	.500	.400	0	0	0	0
+ McCoy,M	.195	46	82	9	16	20	4	0	0	3	0	0	0	8	0	20	5	1	0	2	.244	.267	4	0	0	0
McDonald,J	.250	63	152	27	38	69	9	2	6	23	2	3	0	6	0	26	2	1	5	5	.454	.273	1	0	0	0
Molina,J	.246	57	167	13	41	63	4	0	6	12	2	0	5	9	1	36	1	0	7	2	.377	.304	0	0	0	0
Morrow,B	.000	26	3	0	0	0	0	0	0	0	0	0	0	0	0	1	0	0	0	0	.000	.000	0	0	0	0
Overbay,L	.243	154	534	75	130	231	37	2	20	67	0	3	3	67	7	131	1	0	9	6	.433	.329	2	1	0	1
Reed,J	.143	14	21	1	3	6	0	0	1	3	0	0	0	2	0	8	1	0	0	0	.286	.217	4	0	0	0
Romero,R	.000	32	4	0	0	0	0	0	0	0	0	0	0	0	0	3	0	0	0	3	.000	.000	0	0	0	0
Ruiz,R	.150	13	40	3	6	11	2	0	1	1	0	0	0	0	0	11	1	0	0	0	.275	.150	2	0	0	0
Snider,T	.255	82	298	36	76	138	20	0	14	32	0	0	0	21	2	79	6	3	3	3	.463	.304	4	0	0	0
Tallet,B	.000	34	1	0	0	0	0	0	0	0	0	0	0	0	0	0	0	0	0	0	.000	.000	0	0	0	0
Wells,V	.273	157	590	79	161	304	44	3	31	88	0	3	3	50	5	84	6	4	18	0	.515	.331	2	0	0	0
Wise,D	.250	52	112	20	28	44	3	2	3	14	1	0	1	4	0	29	4	0	1	0	.393	.282	4	0	0	0
PITCHERS	**.111**	**162**	**18**	**1**	**2**	**3**	**1**	**0**	**0**	**1**	**1**	**0**	**0**	**1**	**0**	**10**	**0**	**0**	**0**	**11**	**.167**	**.158**	**0**	**0**	**0**	**0**
TORONTO	**.248**	**162**	**5495**	**755**	**1364**	**2496**	**319**	**21**	**257**	**732**	**16**	**34**	**55**	**471**	**25**	**1164**	**58**	**20**	**114**	**92**	**.454**	**.312**	**38**	**4**	**1**	**2**
OPPONENTS	**.255**	**162**	**5508**	**728**	**1407**	**2229**	**310**	**31**	**150**	**692**	**21**	**37**	**60**	**539**	**35**	**1184**	**69**	**35**	**148**	**80**	**.405**	**.326**	**106**	**21**	**1**	**11**

DESIGNATED HITTERS

BATTER	B	AVG	G	AB	R	H	TB	2B	3B	HR	RBI	SH	SF	HP	BB	IBB	SO	SB	CS	GI DP	SLG	OBP
Arencibia,J	R	.000	3	9	0	0	0	0	0	0	0	0	0	0	1	0	5	0	0	0	.000	.100
Bautista,J	R	.125	2	8	0	1	2	1	0	0	0	0	0	0	0	0	1	0	0	0	.250	.125
Buck,J	R	.313	4	16	1	5	6	1	0	0	1	0	0	0	1	0	3	0	0	1	.375	.353
Encarnacion,E	R	.500	1	4	2	2	5	0	0	1	1	0	0	0	0	0	0	0	0	0	1.250	.500
Green,N	R	.250	1	4	1	1	1	0	0	0	0	0	0	0	0	0	2	0	0	0	.250	.250
Hill,A	R	.250	1	4	0	1	2	1	0	0	0	0	0	0	0	0	1	0	0	0	.500	.250
Lewis,F	L	.229	8	35	8	8	11	3	0	0	1	0	1	1	2	0	7	4	1	1	.314	.282
Lind,A	L	.245	122	473	47	116	205	26	3	19	59	0	2	3	36	3	124	0	0	6	.433	.302
Molina,J	R	.333	1	3	1	1	4	0	0	1	1	0	0	0	1	0	2	0	0	0	1.333	.500
Ruiz,R	R	.214	8	28	3	6	11	2	0	1	1	0	0	0	0	0	6	1	0	0	.393	.214
Wells,V	R	.000	4	14	0	0	0	0	0	0	1	0	0	0	1	0	2	0	0	0	.000	.067
Wise,D	L	1.000	5	1	3	1	3	0	1	0	3	0	0	0	1	0	0	1	0	0	3.000	1.000
TOTALS		**.237**		**599**	**66**	**142**	**250**	**34**	**4**	**22**	**68**	**0**	**3**	**4**	**43**	**3**	**153**	**6**	**1**	**8**	**.417**	**.291**

PINCH HITTERS

BATTER	B	AVG	G	AB	R	H	TB	2B	3B	HR	RBI	SH	SF	HP	BB	IBB	SO	SB	CS	GI DP	SLG	OBP
Buck,J	R	.250	5	4	0	1	1	0	0	0	0	0	0	0	1	0	2	0	0	0	.250	.400
Hoffpauir,J	R	1.000	1	1	0	1	1	0	0	0	0	0	0	0	0	0	0	0	0	0	1.000	1.000
Lewis,F	L	.000	5	5	0	0	0	0	0	0	0	0	0	0	0	0	4	0	0	0	.000	.000
Lind,A	L	.200	5	5	1	1	4	0	0	1	1	0	0	0	0	0	3	0	0	0	.800	.200
McCoy,M	R	.000	4	4	0	0	0	0	0	0	0	0	0	0	0	0	1	0	0	0	.000	.000
McDonald,J	R	.000	1	1	0	0	0	0	0	0	0	0	0	0	0	0	0	0	0	1	.000	.000
Overbay,L	L	.500	3	2	1	1	2	1	0	0	1	0	0	0	1	1	0	0	0	0	1.000	.667
Reed,J	L	.000	4	4	0	0	0	0	0	0	0	0	0	0	0	0	3	0	0	0	.000	.000
Ruiz,R	R	.000	2	2	0	0	0	0	0	0	0	0	0	0	0	0	0	0	0	0	.000	.000
Snider,T	L	.000	4	4	0	0	0	0	0	0	0	0	0	0	0	0	3	0	0	0	.000	.000
Wells,V	R	.000	2	2	0	0	0	0	0	0	0	0	0	0	0	0	1	0	0	0	.000	.000
Wise,D	L	.000	4	4	0	0	0	0	0	0	0	0	0	0	0	0	1	0	0	0	.000	.000
TOTALS (33 GAMES)		**.105**		**38**	**2**	**4**	**8**	**1**	**0**	**1**	**2**	**0**	**0**	**0**	**2**	**1**	**18**	**0**	**0**	**1**	**.211**	**.150**

BATTING AT HOME

BATTER	AVG	G	AB	R	H	2B	3B	HR	RBI	SH	SF	HP	BB	SO	SB	CS	GI DP	E
Arencibia,J	.211	6	19	3	4	1	0	2	3	0	0	0	0	4	0	0	0	0
Bautista,J	.282	78	262	65	74	16	2	33	69	0	2	4	55	42	3	1	5	4
Buck,J	.265	56	185	18	49	8	0	9	30	0	5	2	10	51	0	0	2	4
Encarnacion,E	.231	46	160	15	37	7	0	7	17	0	1	1	8	24	1	0	2	10
Escobar,Y	.277	32	119	19	33	5	0	2	4	4	0	2	11	9	0	0	2	7
Gonzalez,A	.246	43	167	23	41	12	1	8	29	0	1	1	7	35	0	0	5	3
Green,N	.000	2	4	0	0	0	0	0	0	0	0	0	0	0	0	0	0	0
Hill,A	.215	65	242	36	52	6	0	15	40	1	0	0	27	43	2	1	6	3
Hoffpauir,J	.167	5	12	1	2	1	0	0	0	0	0	0	0	2	0	0	1	0
Lewis,F	.257	54	206	39	53	15	2	4	16	1	3	2	17	47	10	1	6	1
Lind,A	.268	74	291	28	78	12	2	15	43	0	1	2	15	73	0	0	3	0
McCoy,M	.200	20	30	6	6	3	0	0	1	0	0	0	2	10	4	1	0	0
McDonald,J	.264	31	53	12	14	3	1	3	9	1	1	0	1	7	1	0	1	0
Molina,J	.244	26	78	8	19	2	0	4	4	0	0	1	4	13	1	0	2	1
Overbay,L	.239	75	251	37	60	21	0	13	35	0	1	3	33	72	0	0	3	5
Reed,J	.143	3	7	0	1	0	0	0	0	0	0	0	1	1	1	0	0	0
Ruiz,R	.115	9	26	2	3	0	0	1	1	0	0	0	0	8	1	0	0	0
Snider,T	.240	42	146	22	35	8	0	9	16	0	0	0	11	39	3	1	0	2
Wells,V	.321	77	290	44	93	25	2	20	54	0	1	0	20	38	2	3	8	0
Wise,D	.130	23	46	9	6	1	0	1	3	1	0	0	2	16	1	0	1	0
PITCHERS	**.000**	**78**	**0**	**0**	**0**	**0**	**0**	**0**	**0**	**0**	**0**	**0**	**0**	**0**	**0**	**0**	**0**	**3**
TOTALS	**.254**	**78**	**2594**	**387**	**660**	**146**	**10**	**146**	**374**	**8**	**16**	**18**	**224**	**534**	**30**	**8**	**47**	**43**

BATTING ON THE ROAD

BATTER	AVG	G	AB	R	H	2B	3B	HR	RBI	SH	SF	HP	BB	SO	SB	CS	GI DP	E
Arencibia,J	.063	5	16	0	1	0	0	0	1	0	0	0	2	7	0	0	0	0
Bautista,J	.241	83	307	44	74	19	1	21	55	0	2	6	45	74	6	1	5	3
Buck,J	.295	62	224	35	66	17	0	11	36	0	1	4	6	60	0	0	4	1
Encarnacion,E	.256	50	172	32	44	9	0	14	34	0	3	1	21	36	0	0	7	8
Escobar,Y	.274	28	117	13	32	2	0	2	12	3	0	2	8	17	1	1	7	2
Gonzalez,A	.273	42	161	24	44	13	0	9	21	0	1	0	10	30	1	0	4	8
Green,N	.222	7	9	2	2	0	0	0	1	0	0	0	1	3	0	0	0	0
Hill,A	.196	73	286	34	56	16	0	11	28	0	2	8	14	42	0	1	2	7
Hoffpauir,J	.227	8	22	0	5	0	0	0	0	1	0	0	2	3	0	0	0	0
Lewis,F	.266	56	222	31	59	16	3	4	20	0	1	7	21	57	7	5	3	2
Lind,A	.205	76	278	29	57	20	1	8	29	0	2	1	23	71	0	0	7	0
McCoy,M	.192	26	52	3	10	1	0	0	2	0	0	0	6	10	1	0	0	2
McDonald,J	.242	32	99	15	24	6	1	3	14	1	2	0	5	19	1	1	4	5
Molina,J	.247	31	89	5	22	2	0	2	8	2	0	4	5	23	0	0	5	1
Overbay,L	.247	79	283	38	70	16	2	7	32	0	2	0	34	59	1	0	6	1
Reed,J	.143	11	14	1	2	0	0	1	3	0	0	0	1	7	0	0	0	0
Ruiz,R	.214	4	14	1	3	2	0	0	0	0	0	0	0	3	0	0	0	0
Snider,T	.270	40	152	14	41	12	0	5	16	0	0	0	10	40	3	2	3	1
Wells,V	.227	80	300	35	68	19	1	11	34	0	2	3	30	46	4	1	10	0
Wise,D	.333	29	66	11	22	2	2	2	11	0	0	1	2	13	3	0	0	0
PITCHERS	**.111**	**84**	**18**	**1**	**2**	**1**	**0**	**0**	**1**	**1**	**0**	**0**	**1**	**10**	**0**	**0**	**0**	**8**
TOTALS	**.243**	**84**	**2901**	**368**	**704**	**173**	**11**	**111**	**358**	**8**	**18**	**37**	**247**	**630**	**28**	**12**	**67**	**49**

2010 Transactions

Jan. 7	**INF BRIAN BOCOCK** claimed off waivers from the San Francisco Giants
Jan. 9	**LHP ZACH JACKSON** acquired from the Cleveland Indians in exchange for a player to be named later... Has an invite to major league spring training camp
Jan. 13	**LHP WILLIAM COLLAZO, OF JORGE PADILLA, OF CHRIS LUBANSKI** & **INF JESUS MERCHAN** signed to minor league contracts with an invite to spring training
Jan. 18	**OF JEREMY REED & RHP STEVEN REGISTER** signed to minor league contracts with an invite to spring training
Jan. 20	**RHP MERKIN VALDEZ** acquired from the San Francisco Giants in exchange for a player to be named later
Jan. 22	**RHP SHAWN HILL** signed to minor league contract with an invite to spring training
Jan. 26	**INF BRIAN BOCOCK** claimed off waivers by the Philadelphia Phillies
Feb. 5	**RHP KEVIN GREGG** signed as a free agent
Feb. 6	**LHP DANA EVELAND** acquired from the Oakland Athletics in exchange for a player to be named later or cash considerations
Feb. 19	**C JOSE MOLINA** signed as a free agent… **RHP JESSE LITSCH** placed on the 60-day DL (right elbow)
Feb. 21	**RHP DIRK HAYHURST** placed on the 60-day DL (right shoulder)
Mar. 4	**RHP CASEY FIEN** claimed off waivers from the Boston Red Sox… **RHP SCOTT RICHMOND** placed on the 60-day DL (right shoulder)
Mar. 5	**RHP SHAWN HILL** re-assigned to minor league camp
Mar. 7	**C TRAVIS d'ARNAUD, C MATT LIUZZA & RHP DANIEL FARQUHAR** re-assigned to minor league camp
Mar. 8	**RHP ZACH STEWART & RHP CHAD JENKINS** re-assigned minor league camp
Mar. 10	**RHP ROBERT RAY & LHP LUIS PEREZ** optioned to Las Vegas (AAA)… **C BRIAN JEROLOMAN** & **OF ADAM LOEWEN** re-assigned to minor league camp
Mar. 12	**RHP KYLE DRABEK & 1B DAVID COOPER** reassigned to minor league camp... **RHP CASEY FIEN** & **LHP BRAD MILLS** optioned to Las Vegas of the Pacific Coast League (AAA)
Mar. 14	**1B BRETT WALLACE** re-assigned to minor league camp... **RHP CASEY FEIN** outrighted.
Mar. 15	**INF JESUS MERCHAN** re-assigned to minor league camp... **RHP REY GONZALEZ** optioned to Las Vegas (AAA)
Mar. 17	**LHP SEAN HENN** outrighted to Las Vegas (AAA)
Mar. 18	**RHP LANCE BROADWAY, LHP ZACK JACKSON & C KYLE PHILLIPS** re-assigned to minor league camp… **RHP ZECH ZINACOLA** returned to the Washington Nationals as per the Rule 5 Draft process… **1B BRIAN DOPIRAK & INF JARRET HOFFPAUIR** optioned to Las Vegas (AAA)
Mar. 20	**OF JORGE PADILLA, RHP STEVEN REGISTER, LHP ROMMIE LEWIS & LHP WILLIE COLLAZO** were re-assigned to minor league camp
Mar. 27	**C J.P. ARENCIBIA** was re-assigned to minor league camp
Mar. 28	**INF BRAD EMAUS & OF CHRIS LUBANSKI** were re-assigned to minor league camp… **OF JOEY GATHRIGHT** was released
Mar. 30	**LHP JESSE CARLSON & LHP DAVID PURCEY** were optioned to Las Vegas (AAA)… **OF JEREMY REED** re-assigned to minor league camp
Mar. 31	**C RAUL CHAVEZ** re-assigned to minor league camp
Apr. 1	**LHP BRETT CECIL & RHP JOSH ROENICKE** optioned to Las Vegas (AAA)
Apr. 4	**RHP DUSTIN McGOWAN** (right shoulder) & **LHP MARC RZEPCZYNSKI** (left middle finger) placed on the 15-day DL
Apr. 12	**2B AARON HILL** (right hamstring) placed on the 15-day DL… **OF JEREMY REED** contract selected from Las Vegas (AAA)
Apr. 13	**SS ADEINY HECHAVARRIA** signed to a major league contract
Apr. 14	**3B SHAWN BOWMAN** claimed off waivers from New York Mets & optioned to Dunedin (A)
Apr. 15	**OF FRED LEWIS** acquired in a trade from the San Francisco Giants in exchange for a player to be named later or cash considerations… **OF JEREMY REED** optioned to Las Vegas (AAA)...**RHP DUSTIN MCGOWAN** transferred from the 15-day to the 60-day DL
Apr. 23	**3B EDWIN ENCARNACION** (right shoulder) placed on 15-day DL (retro to Apr. 15)… **LHP BRIAN TALLET** (left forearm) placed on 15-day DL (retro to Apr. 18)… **2B AARON HILL** activated from DL… **LHP BRETT CECIL** recalled from Las Vegas (AAA)
Apr. 27	**RHP MERKIN VALDEZ** designated for assignment… **RHP JEREMY ACCARDO** optioned to Las Vegas (AAA)… **RHP JOSH ROENICKE** recalled from Las Vegas… **LHP ROMMIE LEWIS** had contract selected from Las Vegas
Apr. 29	**RHP MERKIN VALDEZ** outrighted to Las Vegas (AAA)
May 13	**3B SHAWN BOWMAN** outrighted to New Hampshire (AA)
May 17	**OF TRAVIS SNIDER** placed on the 15-day DL (right wrist)… **3B EDWIN ENCARNACION** activated from the 15-day DL; included rehab assignment with Dunedin (A), May 14-16
May 18	**1B/DH RANDY RUIZ** granted his release & signed a contract with the Tohoku Rakuten Golden Eagles in Japan… **OF JEREMY REED** recalled from Las Vegas (AAA)… **LHP MARC RZEPZCYNSKI** activated from the 15-day and optioned to Las Vegas (AAA)
May 24	**LHP DANA EVELAND** designated for assignment...**LHP DAVID PURCEY** recalled from Las Vegas (AAA)
June 1	**LHP BRIAN TALLET** activated from DL… **RHP JOSH ROENICKE** optioned to Las Vegas (AAA) **LHP DANA EVELAND** traded to the Pittsburgh Pirates in exchange for **RHP RONALD UVIEDO** whom was optioned to New Hampshire (AA)
June 9	**RHP JESSE LITSCH** activated from the 60-day DL (right elbow)...**LHP ROMMIE LEWIS** optioned to Las Vegas (AAA)
June 10	**INF JOHN McDONALD** placed on the bereavement list...**OF DEWAYNE WISE** had contract selected by Toronto

June 16	**INF JOHN McDONALD** activated from the bereavement list...**OF JEREMY REED** optioned to Las Vegas (AAA)...**1B/DH BRIAN DOPIRAK** outrighted to Las Vegas
June 18	**INF NICK GREEN** signed as a free agent to major league contract… **INF MIKE McCOY** optioned to Las Vegas (AAA)
June 20	**3B EDWIN ENCARNACION** optioned to Las Vegas (AAA)...**INF JARRETT HOFFPAUIR** recalled from Las Vegas (AAA)
June 21	**3B EDWIN ENCARNACION** designated for assignment...**RHP SCOTT RICHMOND** reinstated from the 60-day DL (right shoulder); included rehab assignment at Dunedin (A) June 10-15... Optioned to Dunedin (A)
July 2	**RHP SHAUN MARCUM** placed on the 15 day DL (R elbow inflammation)… **INF JARRETT HOFFPAUIR** optioned to Las Vegas (AAA)… **LHP MARC RZEPCZYNSKI** recalled from Las Vegas… **3B EDWIN ENCARNACION** selected from Las Vegas… **OF JEREMY REED** outrighted to Las Vegas and elected free agency
July 14	**SS YUNEL ESCOBAR & LHP JO-JO REYES** acquired from the Atlanta Braves in exchange for **SS ALEX GONZALEZ, TIM COLLINS & INF TYLER PASTORNICKY**… **RHP RONALD UVIEDO** was designated for assignment
July 17	**OF TRAVIS SNIDER** reinstated from disabled list & optioned to New Hampshire (AA)
July 18	**RHP SHAUN MARCUM** activated from the 15-day DL (right elbow)...**INF NICK GREEN** designated for assignment
July 22	**INF MIKE McCOY** recalled from Las Vegas (AAA)...**LHP MARC RZEPCZYNSKI** optioned to Las Vegas (AAA)
July 23	**INF NICK GREEN** declined his assignment and elected to become a free agent
July 28	**LHP BRAD MILLS** recalled from Las Vegas (AAA)...**INF MIKE McCOY** optioned to Las Vegas (AAA)… **RHP REY GONZALEZ** outrighted to New Hampshire (AA)
July 29	**LHP BRAD MILLS** optioned to Las Vegas (AAA)… **OF ANTHONY GOSE** acquired in a trade from the Houston Astros in exchange for **1B BRETT WALLACE**
July 30	**OF TRAVIS SNIDER** recalled from New Hampshire (AA)
Aug. 5	**C JOHN BUCK** placed on 15-day disabled list (right thumb)… **C J.P. ARENCIBIA** had contract selected from Las Vegas (AAA)
Aug. 6	**RHP JESSE LITSCH** placed on the 15-day disabled list (right hip)...**LHP BRAD MILLS** recalled from Las Vegas (AAA)
Aug. 13	**LHP BRAD MILLS** optioned to Las Vegas (AAA)...**LHP MARC RZEPCZYNSKI** recalled from Las Vegas (AAA)
Aug. 16	**LHP DAVID PURCEY** placed on the 15-day disabled list (right foot), retro 8/13...**LHP JESSE CARSLON** recalled from Las Vegas (AAA)
Aug. 19	**C J.P. ARENCIBIA** optioned to Las Vegas (AAA)
Aug. 20	**C JOHN BUCK** activated from the 15-day DL (right thumb); included rehabilitation assignment at New Hampshire (AA) from 8/17-19
Aug. 28	**3B EDWIN ENCARNACION** placed on the 15-day disabled list (left wrist)...**INF MIKE MCCOY** recalled from Las Vegas (AAA)
Sept. 1	**LHP DAVID PURCEY** activated from the 15-day DL (right foot); included rehabilitation assignment with New Hampshire (AA) from 8/26-29… **C J.P. ARENCIBIA** recalled from Las Vegas (AAA)
Sept. 5	**RHP JOSH ROENICKE, LHP ROMMIE LEWIS & INF JARRETT HOFFPAUIR** recalled from Las Vegas (AAA)
Sept. 7	**RHP ROBERT RAY** recalled from Las Vegas (AAA)...**RHP SHAWN HILL** had contract selected from Las Vegas (AAA)
Sept. 9	**RHP TAYLOR BUCHHOLZ** claimed off waivers from the Colorado Rockies… **RHP JESSE LITSCH** transferred from the 15-day to the 60-day DL (right hip)… **LHP BRAD MILLS** recalled from Las Vegas (AAA)
Sept. 13	**3B EDWIN ENCARNACION** activated from the 15-day DL (left wrist)
Sept. 15	**RHP KYLE DRABEK** had contract selected from New Hampshire (AA)...**LHP ROMMIE LEWIS** placed on 60-day DL (left shoulder)
Oct. 6	**INF JARRETT HOFFPAUIR** claimed off waivers by the San Diego Padres
Oct. 25	**JOHN FARRELL** named Manager of the Toronto Blue Jays
Nov. 4	**C MIGUEL OLIVO** acquired from the Colorado Rockies in exchange for a player to be named later or cash considerations
Nov. 8	**DON WAKAMATSU** named Bench Coach, **TORY LOVULLO** named First Base Coach and **PAT HENTGEN** named Bullpen Coach
Nov. 10	**LUIS RIVERA** appointed to the position of Major League Coaching Assistant
Nov. 12	**3B EDWIN ENCARNACION** claimed off waivers from the Oakland Athletics… **LHP BRIAN TALLET** and **OF DEWAYNE WISE** outrighted to Las Vegas (AAA)… TALLET & WISE elected free agency… **LHP ROMMIE LEWIS**, **RHP JESSE LITSCH** and **RHP DUSTIN McGOWAN** were reinstated from the 60-day DL
Nov. 17	**OF RAJAI DAVIS** acquired from the Oakland Athletics in exchange for **RHP DANIEL FARQUHAR** and **RHP TRYSTAN MAGNUSON**
Dec. 3	**RHP CARLOS VILLANUEVA** acquired from the Milwaukee Brewers in exchange for a player to be named later
Dec. 6	**INF BRETT LAWRIE** acquired from the Milwaukee Brewers in exchange for **RHP SHAUN MARCUM**
Dec. 16	**DH/1B EDWIN ENCARNACION** signed as a free agent
Dec. 21	**OF COREY PATTERSON**, **RHP WINSTON ABREU**, **C RYAN BUDDE**, **LHP SEAN HENN**, **LHP MIKE HINCKLEY** and **RHP BRIAN STOKES** all signed to a minor league contract with an invite to spring training

GAME – BATTING

RUNS, Game		
Team	17	8/7 vs. TB
Individual	4	Wells, 4/7 at TEX
	4	Buck, 8/20 at BOS
Fewest, Team	0	8X, last 9/19 at BOS
Opponents, Team	14	7/9 vs. BOS
Opponents, Fewest	0	11X, last 9/23 vs. SEA
RUNS, Inning		
Team	10	8/31 at TB (6th inn)
Opponents	11	7/3 at NYY (3rd inn)
HITS		
Team	20	8/20 at BOS
		8/7 vs. TB
Individual	4	6 players, 8X, last Escobar, 9/17 at BOS
Fewest, Team	2	4X, last 9/23 vs. SEA
Opponents, Team	18	4/26 vs. BOS
Opponents, Fewest	1	4/13 vs. CWS
	1	8/8 vs. TB
	1	8/16 at OAK
TOTAL BASES		
Team	48	8/7 vs. TB
Individual	12	Encarnacion, 5/21 at ARI
	12	Buck, 4/29 vs. OAK
DOUBLES		
Team	8	7/20 at KC
Individual	3	Buck, 5/2 vs. OAK & 7/20 at KC
	3	Encarnacion, 7/20 at KC
	3	Hill, 6/14 at SD
	3	Bautista, 4/23 at TB
TRIPLES		
Team	2	4/26 vs. BOS
Individual	1	21X, 8 players, last Wells, 9/1 at TB
HOME RUNS		
Team	8	8/7 vs. TB
Individual	3	Encarnacion, 5/21 at ARI
	3	Buck, 4/29 vs. OAK
Team, Inning	3	8/7 vs. TB (3rd inn)
RBI		
Individual	7	Overbay, 8/20 at BOS
EXTRA BASE HITS		
Team	12	8/7 vs. TB
Individual	3	13X, 11 players, last Arencibia & Hill, 8/7 vs. TB
WALKS		
Team	10	4/7 at TEX
Individual	3	5X, 3 players, last Overbay, 7/31 vs. CLE
STRIKEOUTS		
Team	15	2X, last 4/28 vs. BOS
Individual	4	Overbay, 4/15 vs. CWS
STOLEN BASES		
Team	3	8/31 at TB
Individual	2	McCoy, 4/19 vs. KC
	2	Lewis, 7/10 vs. BOS
Opponents, Team	4	2X, last 8/17 at OAK
LEFT ON BASE	14	5/4 at CLE
DOUBLE PLAYS		
Team, Fielding	4	2X, last 5/16 vs. TEX
Team, Batting	3	4X, last 6/29 at CLE
ERRORS		
Team	4	6/27 at PHI
Individual	2	Overbay, 5/17 vs. MIN
	2	Hill, 6/27 at PHI
LONGEST HIT STREAK	14G	Wells, 5/21-6/6
	14G	Lind, 7/1-21
HIT BY PITCH		
Team	3	9/17 at BOS
Individual	2	Lewis, 7/18 at BAL
	2	Bautista, 9/26 vs. BAL
Opponents	4	7/10 vs. BOS

GAME - PITCHING

INNINGS, Game

Starter	9.0	Romero, 3X, last 8/3 at NYY
	9.0	Morrow, 8/8 vs. TB
	9.0	Marcum, 8/16 at OAK
Reliever	3.2	Lewis, 5/22 at ARI
SHORTEST START	1.1	Eveland, 5/22 at ARI
LOW HIT CG, Individual	1	Morrow, 8/8 vs. TB
	1	Marcum, 8/16 at OAK
STRIKEOUTS		
Team	17	8/8 vs. TB
Individual, Starter	17	Morrow, 8/8 vs. TB
Individual, Reliever	4	Janssen, 6/13 at COL
	4	Tallet, 6/13 at COL
BASE ON BALLS		
Team	8	6X, last 9/10 vs. TB
Individual	6	Morrow, 2X, 4/25 at TB
	6	5/10 at BOS
RUNS ALLOWED		
Team	14	7/9 vs. BOS
ER ALLOWED		
Team	13	4/26 vs. BOS
Individual	8	Cecil, 5/14 vs. TEX
	8	Romero, 7/3 at NYY
	8	Marcum, 8/11 vs. BOS
HOME RUNS ALLOWED		
Team	5	8/24 vs. NYY
Team, Inning,	3	2X, last 8/24 vs. NYY (3rd inn)
Individual	4	Marcum, 8/11 vs. BOS
LONGEST WIN STREAK	5G	Marcum, 5/2-28
	5G	Cecil, 5/19-6/10
	5G	Morrow, 7/17-8/28
LONGEST LOSING STREAK	4G	Litsch, 6/13-7/11
	4G	Tallet, 4/17-7/31
	4G	Gregg, 5/20-7/19
CONSECUTIVE SCORELESS INNINGS		
Individual Starter	13.1	Romero, 5/9-20
Individual Reliever	20.1	Downs, 6/6-8/12

MISCELLANEOUS

Most Games above .500	9G	2X, last 6/5 (33-24)
Most Games below .500	2G	2X, last 7/6 (41-43)
Most Games ahead in 1st Place	2.0	4/9
Most Games behind 1st Place	16.5	9/4
Longest Win Streak	6G	last 5/2-7
Longest Win Streak, Home	5G	2X, last 9/23-27
Longest Win Streak, Road	6G	4/7-23
Longest Losing Streak	5G	2X, last 6/27 - 7/1
Longest Losing Streak, Home	4G	3X, last 9/8-11
Longest Losing Streak, Road	5G	6/27-7/1
Largest Margin of Victory	14	8/20 at BOS
Largest Margin of Defeat	12	9/11 vs. TB
Largest Lead Overcome in a Win	6	5/14 vs. TEX
Largest Lead Surrendered in a Loss	5	6/1 vs. TB
Fastest Game, Home	2:05	5/30 vs. BAL
Longest Game, Home	4:03	4/26 vs. BOS
Longest Game, Home (Time, Extra inn)	4:09	6/5 vs. NYY
Longest Game, Home (Innings Played)	14	6/5 vs. NYY
Fastest Game, Road	1:55	9/16 at BAL
Fastest Game, Road (Rain)	(6 inn) 1:55	6/11 at COL
Longest Game, Road	3:31	8/2 at NYY
Longest Game, Road (Time, Extra inn)	3:51	7/4 at NYY
Longest Game, Road (Innings Played)	12	5/7 at CWS
Largest Crowd, Rogers Centre	46,321	4/12 vs. CWS
Smallest Crowd, Rogers Centre	10,314	4/19 vs. KC
Largest Crowd, Road	50,299	4/5 at TEX

EJECTIONS	7X	Kevin Gregg on 6/1 vs. TB by Angel Hernandez (HP) Cito Gaston on 7/2 at NYY by Mark Wegner (HP) Casey Janssen on 7/9 vs. BOS by Mark Carlson (3B) Cito Gaston on 8/23 vs. NYY by Jerry Meals (HP) Yunel Escobar on 8/23 vs. NYY by Jerry Meals (HP) Jose Bautista on 9/4 at NYY by Ed Hickox (HP) Cito Gaston on 9/28 vs. NYY by Mark Carlson (HP)

Toronto Blue Jays 2010 Day by Day

Date & Opp	W/L	Score	Time	Attend.	Record/H/R	Pos.	CAPS=CG r=relief Win/Loss/Save
4/4			MLB OPENER (NYY @ BOS)			T-2nd, 0.5 GB	
4/5 @ TEX	L	4-5	2:36	50,299	0-1/0-0/0-1	T-4th, 1.0 GB	Francisco-R/**Frasor-R**
4/6				OFF DAY	0-1/0-0/0-1	T-4th, 1.0 GB	
4/7 @ TEX	W	7-4	2:56	22,890	1-1/0-0/1-1	3rd, 1.0 GB	**Tallet**/Nippert-R/**Frasor**
4/8 @ TEX	W	3-1	2:45	14,707	2-1/0-0/2-1	T-1st, 1.0 GA	**Janssen-R**/Francisco-R/**Frasor**
4/9 @ BAL	W	7-6	2:54	48,891	3-1/0-0/3-1	T-1st, 2.0 GA	**Janssen-R**/Gonzalez-R/**Gregg**
4/10 @ BAL	W	3-0	2:24	21,148	4-1/0-0/4-1	1st, 1.0 GA	**Eveland**/Hernandez/**Frasor**
4/11 @ BAL	W	5-2	2:22	22,499	5-1/0-0/5-1	1st, 1.0 GA	**Janssen-R**/Millwood/**Gregg**
4/12 CWS	L	7-8 (11)	3:29	46,321	5-2/0-1/5-1	1st, 0.5 GA	Thornton-R/**Accardo-R**/Jenks
4/13 CWS	W	4-2	2:11	12,167	6-2/1-1/5-1	1st, 0.5 GA	**Romero**/Floyd/**Gregg**
4/14 CWS	L	1-11	2:47	10,610	6-3/1-2/5-1	T-1st, 0.5 GA	Danks/**Morrow**
4/15 CWS	W	7-3	2:47	10,744	7-3/2-2/5-1	1st, 0.5 GA	**Eveland**/Garcia
4/16 LAA	L	5-7	2:48	14,779	7-4/2-3/5-1	3rd, 0.5 GB	Weaver/**Marcum**/Rodney
4/17 LAA	L	3-6	2:41	17,187	7-5/2-4/5-1	3rd, 1.5 GB	Saunders/**Tallet**/Rodney
4/18 LAA	L	1-3	2:21	14,246	7-6/2-5/5-1	3rd, 2.5 GB	SANTANA/**Romero**
4/19 KC	W	8-1	2:42	10,314	8-6/3-5/5-1	3rd, 2.5 GB	**Morrow**/Bannister
4/20 KC	W	4-3	2:30	10,565	9-6/4-5/5-1	3rd, 2.0 GB	**Camp-R**/Davies/**Gregg**
4/21 KC	L	3-4 (10)	2:40	15,577	9-7/4-6/5-1	3rd, 2.5 GB	Tejada-R/**Downs-R**/Soria
4/22				OFF DAY		3rd, 3.0 GB	
4/23 @ TB	W	6-5	3:15	22,056	10-7/4-6/6-1	3rd, 2.0 GB	**Cecil**/Garza/**Gregg**
4/24 @ TB	L	3-9	2:55	23,870	10-8/4-6/6-2	3rd, 3.0 GB	Wheeler-R/**Downs-R**
4/25 @ TB	L	0-6	2:38	23,250	10-9/4-6/6-3	3rd, 4.0 GB	PRICE/**Morrow**
4/26 BOS	L	12-13	4:03	13,847	10-10/4-7/6-3	3rd, 4.5 GB	Schoeneweis-R/**Camp-R**/Papelbon
4/27 BOS	L	1-2	2:49	14,776	10-11/4-8/6-3	T-3rd, 5.5 GB	Buchholz/**Downs-R**/Ramirez
4/28 BOS	L	0-2	2:54	15,276	10-12/4-9/6-3	4th, 6.5 GB	Lester/**Cecil**/Papelbon
4/29 OAK	W	6-3	2:47	10,721	11-12/5-9/6-3	4th, 6.5 GB	**Romero**/Duchscherer/**Gregg**
4/30 OAK	W	10-2	2:41	12,722	12-12/6-9/6-3	3rd, 5.5 GB	**Morrow**/Cahill
5/1 OAK	L	3-4	2:33	13,951	12-13/6-10/6-3	3rd, 5.5 GB	Gonzalez/**Eveland**/Bailey
5/2 OAK	W	9-3	2:33	14,725	13-13/7-10/6-3	3rd, 5.5 GB	**Marcum**/Sheets
5/3 @ CLE	W	5-1	2:23	10,117	14-13/7-10/7-3	3rd, 5.0 GB	**Cecil**/Talbot
5/4 @ CLE	W	8-5	3:28	10,387	15-13/7-10/8-3	3rd, 5.0 GB	**Romero**/Lewis-R/**Gregg**
5/5 @ CLE	W	5-4	3:02	12,563	16-13/7-10/9-3	3rd, 5.0 GB	**Frasor-R**/Perez-R
5/6 @ CWS	W	2-0	2:30	20,106	17-13/7-10/10-3	3rd, 5.0 GB	**Eveland**/Danks/**Gregg**
5/7 @ CWS	W	7-4 (12)	3:12	20,072	18-13/7-10/11-3	3rd, 5.0 GB	**Downs-R**/Putz-R
5/8 @ CWS	L	3-7	2:42	24,945	18-14/7-10/11-4	3rd, 5.0 GB	Peavy/**Cecil**
5/9 @ CWS	W	9-7	3:29	23,850	19-14/7-10/12-4	3rd, 4.0 GB	**Frasor-R**/Jenks-R/**Gregg**
5/10 @ BOS	L	6-7	3:06	37,332	19-15/7-10/12-5	3rd, 4.0 GB	Lackey/**Morrow**/Papelbon
5/11 @ BOS	L	1-6	3:04	37,609	19-16/7-10/12-6	3rd, 5.0 GB	Matsuzaka/**Eveland**
5/12 @ BOS	W	3-2	2:32	37,198	20-16/7-10/13-6	3rd, 5.0 GB	**Marcum**/Wakefield/**Gregg**
5/13				OFF DAY		3rd, 5.0 GB	
5/14 TEX	W	16-10	3:21	16,020	21-16/8-10/13-6	3rd, 4.0 GB	**Roenicke-R**/Mathis-R
5/15 TEX	W	6-0	2:22	15,945	22-16/9-10/13-6	3rd, 4.0 GB	**ROMERO**/Feldman
5/16 TEX	W	5-2	2:36	25,518	23-16/10-10/13-6	3rd, 4.0 GB	**Morrow**/Lewis/**Gregg**
5/17 MIN	L	3-8	2:57	13,892	23-17/10-11/13-6	3rd, 5.0 GB	Slowey/**Eveland**
5/18 MIN	W	11-2	2:33	27,981	24-17/11-11/13-6	3rd, 5.0 GB	**Marcum**/Pavano
5/19 @ SEA	W	3-2	2:36	19,208	25-17/11-11/14-6	3rd, 5.0 GB	**Cecil**/Fister/**Gregg**
5/20 @ SEA	L	3-4	2:35	20,452	25-18/11-11/14-7	3rd, 6.0 GB	Kelley-R/**Gregg-R**
5/21 @ ARI	L	6-8	2:50	19,531	25-19/11-11/14-8	3rd, 6.0 GB	Haren/**Morrow**/Qualls
5/22 @ ARI	L	5-8	2:34	32,746	25-20/11-11/14-9	3rd, 7.0 GB	Jackson/**Eveland**/Qualls
5/23 @ ARI	W	12-4	3:02	23,148	26-20/11-11/15-9	3rd, 7.0 GB	**Marcum**/Buckner
5/24 @ LAA	W	6-0	2:53	35,826	27-20/11-11/16-9	3rd, 6.0 GB	**Cecil**/Saunders
5/25 @ LAA	L	3-8	2:31	43,174	27-21/11-11/16-10	3rd, 6.0 GB	SANTANA/**Romero**
5/26 @ LAA	L	5-6	3:02	34,504	27-22/11-11/16-11	4th, 6.0 GB	Fuentes-R/**Downs-R**
5/27				OFF DAY		T-3rd, 6.5 GB	
5/28 BAL	W	5-0	2:35	16,360	28-22/12-11/16-11	3rd, 5.5 GB	**Marcum**/Millwood
5/29 BAL	W	5-2	2:35	16,194	29-22/13-11/16-11	3rd, 5.5 GB	**Cecil**/Berken-R/**Gregg**
5/30 BAL	W	6-1	2:05	15,878	30-22/14-11/16-11	3rd, 4.5 GB	**ROMERO**/Guthrie
5/31 TB	W	3-2	2:46	11,335	31-22/15-11/16-11	3rd, 3.5 GB	**Morrow**/Garza/**Gregg**
6/1 TB	L	6-7	3:22	13,439	31-23/15-12/16-11	3rd, 4.5 GB	Balfour-R/**Gregg-R**/Soriano
6/2 TB	L	3-7	2:55	13,517	31-24/15-13/16-11	4th, 5.5 GB	Price/**Marcum**
6/3				OFF DAY		T-3rd, 5.5 GB	
6/4 NYY	W	6-1	2:47	30,089	32-24/16-13/16-11	T-3rd, 4.5 GB	**Cecil**/Burnett
6/5 NYY	W	3-2 (14)	4:09	37,165	33-24/17-13/16-11	T-3rd, 3.5 GB	**Janssen-R**/Gaudin-R
6/6 NYY	L	3-4	3:01	17,596	33-25/17-14/16-11	T-3rd, 4.5 GB	Vazquez/**Downs-R**/Rivera
6/7				OFF DAY		4th, 4.5 GB	
6/8 @ TB	L	0-9	2:54	12,937	33-26/17-14/16-12	4th, 5.5 GB	NIEMANN/**Tallet**
6/9 @ TB	L	1-10	2:49	15,886	33-27/17-14/16-13	4th, 6.5 GB	Price/**Marcum**
6/10 @ TB	W	3-2	2:58	13,675	34-27/17-14/17-13	4th, 5.5 GB	**Cecil**/Davis/**Gregg**
6/11 @ COL	L	3-5 (6)	1:55	31,101	34-28/17-14/17-14	4th, 5.5 GB	JIMENEZ/**Romero**
6/12 @ COL	L	0-1	2:40	26,304	34-29/17-14/17-15	4th, 6.5 GB	Hammel/**Morrow**/Corpas
6/13 @ COL	L	3-10	3:00	32,084	34-30/17-14/17-16	4th, 6.5 GB	Francis/**Litsch**
6/14 @ SD	W	6-3	2:48	16,542	35-30/17-14/18-16	4th, 6.0 GB	**Marcum**/Garland/**Gregg**
6/15 @ SD	L	2-8	2:40	15,266	35-31/17-14/18-17	4th, 7.0 GB	Latos/**Cecil**
6/16 @ SD	W	7-1	2:50	16,050	36-31/17-14/19-17	4th, 6.6 GB	**Romero**/Correia
6/17				OFF DAY		4th, 5.5 GB	
6/18 SF	W	3-2	2:17	18,667	37-31/18-14/19-17	4th, 4.5 GB	**Downs-R**/ZITO/**Gregg**
6/19 SF	W	3-0	2:15	20,666	38-31/19-14/19-17	4th, 4.5 GB	**Camp-R**/Cain/**Gregg**
6/20 SF	L	6-9	3:27	21,431	38-32/19-15/19-17	4th, 5.5 GB	Bautista-R/**Tallet-R**/Wilson
6/21				OFF DAY		4th, 5.0 GB	
6/22 St. Louis	L	4-9	2:34	16,830	38-33/19-16/19-17	4th, 6.0 GB	Garcia/**Cecil**
6/23 St. Louis	L	0-1	2:31	14,079	38-34/19-17/19-17	4th, 7.0 GB	Carpenter/**Gregg-R**/Franklin
6/24 St. Louis	W	5-0	2:26	12,392	39-34/20-17/19-17	4th, 6.5 GB	**Morrow**/Wainwright
6/25 @ PHI	L	0-9	2:46	43,076 (H)	39-35/20-17/19-18	4th, 7.5 GB	Halladay/**Litsch**
6/26 @ PHI	W	5-1	2:44	44,426 (H)	40-35/20-17/20-18	4th, 6.5 GB	**Marcum**/Hamels
6/27 @ PHI	L	2-11	3:04	42,571 (H)	40-36/20-17/20-19	4th, 7.5 GB	Moyer/**Cecil**
6/28 @ CLE	L	1-2	2:39	11,577	40-37/20-17/20-20	4th, 8.0 GB	Westbrook/**Romero**/Wood
6/29 @ CLE	L	4-5	2:34	11,401	40-38/20-17/20-21	4th, 8.0 GB	Carmona/**Morrow**/Wood
6/30 @ CLE	L	1-3	2:32	12,109	40-39/20-17/20-22	4th, 8.0 GB	Laffey/**Litsch**/C.Perez
7/1 @ CLE	L	1-6	2:22	16,859	40-40/20-17/20-23	4th, 9.0 GB	Masterson/**Marcum**/Hermann

CAPS=CG r=relief

Date & Opp	W/L	Score	Time	Attend.	Record/H/R	Pos.	Win/Loss/Save
7/2 @ NYY	W	6-1 (11)	3:49	45,792	41-40/20-17/21-23	4th, 8.0 GB	**Frasor-R**/Robertson
7/3 @ NYY	L	3-11	2:45	46,364	41-41/20-17/21-24	4th, 9.0 GB	Pettitte/**Romero**
7/4 @ NYY	L	6-7 (10)	3:51	46,810	41-42/20-17/21-25	4th, 10.0 GB	Robertson-R/**Purcey-R**
7/5				**OFF DAY**		4th, 10.5 GB	
7/6 MIN	L	6-7	2:35	15,072	41-43/20-18/21-25	4th, 11.5 GB	Mijares-R/**Frasor-R/**Rauch
7/7 MIN	W	6-5	2:54	14,886	42-43/21-18/21-25	4th, 11.5 GB	**Downs-R/**Guerrier-R/**Gregg**
7/8 MIN	W	8-1	2:15	15,601	43-43/22-18/21-25	4th, 11.5 GB	**Cecil/**Baker
7/9 BOS	L	3-14	3:13	27,567	43-44/22-19/21-25	4th, 12.5 GB	Lester/**Romero**
7/10 BOS	W	9-5	3:29	35,037	44-44/23-19/21-25	4th, 11.5 GB	**Camp-R/**Lackey/**Gregg**
7/11 BOS	L	2-3	2:32	26,062	44-45/23-20/21-25	4th, 12.5 GB	Matsuzaka/**Litsch/**Papelbon
7/12-15				**ALL-STAR BREAK (LOS ANGELES)**		4th, 12.5 GB	
7/16 @ BAL	W	4-2	2:44	18,120	45-45/23-20/22-25	4th, 12.5 GB	**Romero**/Bergesen/**Gregg**
7/17 @ BAL	W	3-2	2:52	28,518	46-45/23-20/23-25	4th, 11.5 GB	**Morrow**/Berken/**Camp**
7/18 @ BAL	W	10-1	2:55	14,032	47-45/23-20/24-25	4th, 11.5 GB	**Marcum/**Matusz
7/19 @ KC	L	4-5 (10)	2:52	12,968	47-46/23-20/24-26	4th, 12.0 GB	Farnsworth-R/**Gregg-R**
7/20 @ KC	W	13-1	3:04	18,865	48-46/23-20/25-26	4th, 11.0 GB	**Litsch/**Lerew
7/21 @ KC	L	2-5	2:27	15,285	48-47/23-20/25-27	4th, 12.0 GB	Greinke/**Rzepczynski**
7/22 @ DET	L	2-5	2:29	34,476	48-48/23-20/25-28	4th, 13.0 GB	Verlander/**Romero/**Valverde
7/23 @ DET Game PPD due to rain & to be made up as part of DH on 7/25						4th, 12.5 GB	
7/24 @ DET	W	3-2	2:58	39,391	49-48/23-20/26-28	4th, 12.5 GB	**Marcum**/Porcello/**Gregg**
7/25 @ DET	W	5-3	2:36	38,526	50-48/23-20/27-28	4th, 12.5 GB	**Downs-R/**Valverde-R/**Gregg**
@ DET	L	5-6	2:51	37,093	50-49/23-20/27-29	4th, 13.0 GB	Coke-R/**Frasor-R/**Valverde
7/26 BAL	W	9-5	2:39	17,422	51-49/24-20/27-29	4th, 13.0 GB	**Morrow/**Bergesen/**Purcey**
7/27 BAL	W	8-2	2:40	16,862	52-49/25-20/27-29	4th, 12.0 GB	**Romero/**Millwood
7/28 BAL	W	5-0	2:24	17,041	53-49/26-20/27-29	4th, 12.0 GB	**Mills/**Guthrie
7/29				**OFF DAY**		4th, 12.5 GB	
7/30 CLE	W	8-1	2:42	20,228	54-49/27-20/27-29	4th, 11.5 GB	**Marcum/**Masterson
7/31 CLE	L	1-2	2:48	22,663	54-50/27-21/27-29	4th, 12.5 GB	Lewis-R/**Tallet-R/C.** Perez
8/1 CLE	L	4-5	2:59	21,797	54-51/27-22/27-29	4th, 12.5 GB	Gomez/**Litsch/**C. Perez
8/2 @ NYY	W	8-6	3:31	47,034	55-51/27-22/28-29	4th, 11.5 GB	**Morrow**/Burnett/**Gregg**
8/3 @ NYY	W	8-2	2:21	46,480	56-51/27-22/29-29	4th, 11.5 GB	**ROMERO/**Moseley
8/4 @ NYY	L	1-5	2:59	47,659	56-52/27-22/29-30	4th, 11.5 GB	Hughes/**Marcum**
8/5				**OFF DAY**		4th, 11.5 GB	
8/6 TB	W	2-1	2:23	22,520	57-52/28-22/29-30	4th, 10.5 GB	**Cecil/**Garza/**Gregg**
8/7 TB	W	17-11	3:18	24,168	58-52/29-22/29-30	4th, 10.5 GB	**Tallet-R/**Shields
8/8 TB	W	1-0	2:29	22,313	59-52/30-22/29-30	4th, 10.5 GB	**MORROW/**Sonnanstine
8/9				**OFF DAY**		4th, 10.0 GB	
8/10 BOS	L	5-7	3:11	27,690	59-53/30-23/29-30	4th, 10.0 GB	Drubront-R/**Camp-R/**Papelbon
8/11 BOS	L	1-10	3:00	28,308	59-54/30-24/29-30	4th, 11.0 GB	Buchholz/**Marcum**
8/12 BOS	W	6-5	2:53	36,271	60-54/31-24/29-30	4th, 11.0 GB	**Gregg-R/**Papelbon
8/13 @ LAA	W	3-0	2:35	40,606	61-54/31-24/30-30	4th, 10.0 GB	**Rzepczynski**/Kazmir/**Gregg**
8/14 @ LAA	L	2-7	2:20	42,059	61-55/31-24/30-31	4th, 11.0 GB	Santana/**Cecil**
8/15 @ LAA	W	4-1	2:35	38,138	62-55/31-24/31-31	4th, 10.0 GB	**Romero/**Haren/**Gregg**
8/16 @ OAK	W	3-1	2:16	10,136	63-55/31-24/32-31	4th, 9.0 GB	**MARCUM/**Anderson
8/17 @ OAK	L	2-6	2:46	13,237	63-56/31-24/32-32	4th, 10.0 GB	Braden/**Tallet-R/**Wuertz
8/18 @ OAK	L	4-5	2:54	18,046	63-57/31-24/32-33	4th, 11.0 GB	Ziegler-R/**Janssen-R**
8/19				**OFF DAY**		4th, 11.5 GB	
8/20 @ BOS	W	16-2	3:02	37,726	64-57/31-24/33-33	4th, 10.5 GB	**Cecil**/Lester
8/21 @ BOS	L	5-4 (11)	3:23	37,614	64-58/31-24/33-34	4th, 11.5 GB	Papelbon-R/**Janssen-R**
8/22 @ BOS	L	0-5	2:45	37,506	64-59/31-24/33-35	4th, 12.5 GB	Buchholz/**Marcum/**Dourbront
8/23 NYY	W	3-2	2:41	29,198	65-59/32-24/33-35	4th, 11.5 GB	**Downs-R/**Robertson-R/**Gregg**
8/24 NYY	L	5-11	3:04	30,567	65-60/32-25/33-35	4th, 12.5 GB	Moseley/**Rzepczynski**
8/25 NYY	W	6-3	2:49	31,449	66-60/33-25/33-35	4th, 11.5 GB	**Cecil/**Hughes/**Gregg**
8/26 DET	L	1-7	2:26	16,088	66-61/33-26/33-35	4th, 12.0 GB	Scherzer/**Romero**
8/27 DET	W	3-2 (11)	3:32	20,298	67-61/34-26/33-35	4th, 11.0 GB	**Camp-R/**Coke-R
8/28 DET	W	5-4	2:51	27,119	68-61/35-26/33-35	4th, 11.0 GB	**Morrow**/Figaro/**Gregg**
8/29 DET	L	4-10	2:39	26,624	68-62/35-27/33-35	4th, 12.0 GB	Porcello/**Rzepczynski**
8/30 @ TB	L	2-6	2:14	11,968	68-63/35-27/33-36	4th, 13.0 GB	Davis/**Cecil**
8/31 @ TB	W	13-5	2:57	12,972	69-63/35-27/34-36	4th, 13.0 GB	**Romero/**Niemann
9/1 @ TB	L	1-2	2:54	14,859	69-64/35-27/34-37	4th, 14.0 GB	Price/**Camp-R/**Soriano
9/2				**OFF DAY**		4th, 14.5 GB	
9/3 @ NYY	L	3-7	3:06	44,739	69-65/35-27/34-38	4th, 15.5 GB	Wood/**Morrow**
9/4 @ NYY	L	5-7	3:09	47,408	69-66/35-27/34-39	4th, 16.5 GB	Chamberlain/**Frasor**/Rivera
9/5 @ NYY	W	7-3	3:14	47,737	70-66/35-27/35-39	4th, 15.5 GB	**Cecil/**Hughes
9/6 TEX	W	7-2	2:14	17,559	71-66/36-27/35-39	4th, 14.5 GB	**Romero/**Hunter
9/7 TEX	W	8-5	2:42	10,518	72-66/37-27/35-39	4th, 13.5 GB	**Marcum/**Feldman/**Gregg**
9/8 TEX	L	1-8	2:49	10,616	72-67/37-28/35-39	4th, 14.5 GB	Holland/**Rzepczynski**
9/9 TEX	L	2-4	2:30	10,658	72-68/37-29/35-39	4th, 15.0 GB	Lewis/**Hill/**Feliz
9/10 TB	L	8-9	3:01	14,305	72-69/37-30/35-39	4th, 15.0 GB	Benoit-R/**Gregg-R/**Soriano
9/11 TB	L	1-13	3:00	17,632	72-70/37-31/35-39	4th, 15.0 GB	Davis/**Romero**
9/12 TB	W	5-4	3:02	14,658	73-70/38-31/35-39	4th, 14.0 GB	**Gregg-R/**Soriano-R
9/13 @ BAL	L	3-4 (11)	3:27	9,882	73-71/38-31/35-40	4th, 14.5 GB	Hernandez-R/**Tallet-R**
9/14 @ BAL	L	3-11	3:17	16,589	73-72/38-31/35-41	4th, 15.0 GB	Arrieta/**Hill**
9/15 @ BAL	L	1-3	1:55	13,651	73-73/38-31/35-42	4th, 15.5 GB	BERGESEN/**Drabek**
9/16				**OFF DAY**		4th, 15.5 GB	
9/17 @ BOS	W	11-9	3:17	37,679	74-73/38-31/36-42	4th, 15.0 GB	**Cecil**/Lackey/**Gregg**
9/18 @ BOS	W	4-3	3:16	37,863	75-73/38-31/37-42	4th, 15.0 GB	**Romero/**Beckett/**Gregg**
9/19 @ BOS	L	0-6	2:37	37,234	75-74/38-31/37-43	4th, 15.0 GB	Lester/**Marcum**
9/20				**OFF DAY**		4th, 15.5 GB	
9/21 SEA	W	5-3	2:12	12,158	76-74/39-31/37-43	4th, 15.5 GB	**Rzepczynski**/French/**Gregg**
9/22 SEA	L	3-6	2:33	12,302	76-75/39-32/37-43	4th, 15.5 GB	Pauley/**Drabek**
9/23 SEA	W	1-0	2:22	12,590	77-75/40-32/37-43	4th, 14.5 GB	**Hill/**HERNANDEZ/**Gregg**
9/24 BAL	W	6-4	2:53	13,412	78-75/41-32/37-43	4th, 14.0 GB	**Cecil/**Tillman/**Carlson**
9/25 BAL	W	5-4 (11)	3:12	21,504	79-75/42-32/37-43	4th, 14.0 GB	**Purcey-R**Hendrickson-R
9/26 BAL	W	5-2	2:48	17,831	80-75/43-32/37-43	4th, 13.0 GB	**Marcum/**VandenHurk/**Frasor**
9/27 NYY	W	7-5	2:48	16,004	81-75/44-32/37-43	4th, 12.0 GB	**Rzepczynski/**Burnett/**Gregg**
9/28 NYY	L	1-6	2:55	18,193	81-76/44-33/37-43	4th, 13.0 GB	Sabathia/**Drabek**
9/29 NYY	W	8-4	3:05	33,143	82-76/45-33/37-43	4th, 12.0 GB	**Cecil/**Vazquez
9/30 @ MIN	W	13-2	3:05	39,477	83-76/45-33/38-43	4th, 11.0 GB	**Janssen-R/**Liriano
10/1 @ MIN	W	6-3	2:46	39,937	84-76/45-33/39-43	4th, 10.5 GB	**Romero/**Crain/**Gregg**
10/2 @ MIN	L	4-5	2:38	40,235	84-77/45-33/39-44	4th, 11.0 GB	Capps/**Gregg**
10/3 @ MIN	W	2-1	2:01	40,664	85-77/45-33/40-44	4th, 11.0 GB	**Rzepzcynski/**Blackburn/**Camp**

Toronto Blue Jays 2010 Attendance

	NUM	M/D	OPP	H/R	D/N	TIME OF GAME	ATTENDANCE	YTD HOME	YTD ROAD	H/R DATE
APR.	01	04/05	@TEX	R	D	2:36	50,299		50,299	1
		04/06	-Off Day-							
	02	04/07	@TEX	R	N	2:56	22,890		73,189	2
	03	04/08	@TEX	R	D	2:45	14,707		87,896	3
	04	04/09	@BAL	R	D	2:54	48,891		136,787	4
	05	04/10	@BAL	R	N	2:24	21,148		157,935	5
	06	04/11	@BAL	R	D	2:22	22,499		180,434	6
	07	04/12	CWS	H	N	3:29	46,321	46,321		1
	08	04/13	CWS	H	N	2:11	12,167	58,488		2
	09	04/14	CWS	H	N	2:47	10,610	69,098		3
	10	04/15	CWS	H	N	2:47	10,744	79,842		4
	11	04/16	LAA	H	N	2:48	14,779	94,621		5
	12	04/17	LAA	H	D	2:41	17,187	111,808		6
	13	04/18	LAA	H	D	2:21	14,246	126,054		7
	14	04/19	KC	H	N	2:42	10,314	136,368		8
	15	04/20	KC	H	N	2:30	10,565	146,933		9
	16	04/21	KC	H	D	2:40	15,577	162,510		10
		04/22	-Off Day-							
	17	04/23	@TB	R	N	3:15	22,056		202,490	7
	18	04/24	@TB	R	N	2:55	23,870		226,360	8
	19	04/25	@TB	R	D	2:38	23,250		249,610	9
	20	04/26	BOS	H	N	4:03	13,847	176,357		11
	21	04/27	BOS	H	N	2:49	14,776	191,133		12
	22	04/28	BOS	H	N	2:54	15,276	206,409		13
	23	04/29	OAK	H	N	2:37	10,721	217,130		14
	24	04/30	OAK	H	N	2:41	12,722	229,852		15
MAY	25	05/01	OAK	H	D	2:33	13,951	243,803		16
	26	05/02	OAK	H	D	2:33	14,725	258,528		17
	27	05/03	@CLE	R	N	2:23	10,117		259,727	10
	28	05/04	@CLE	R	N	3:28	10,387		270,114	11
	29	05/05	@CLE	R	D	3:02	12,563		282,677	12
	30	05/06	@CWS	R	N	2:30	20,106		302,783	13
	31	05/07	@CWS	R	N	3:12	20,072		322,855	14
	32	05/08	@CWS	R	N	2:42	24,945		347,800	15
	33	05/09	@CWS	R	D	3:29	23,850		371,650	16
	34	05/10	@BOS	R	N	3:06	37,332		408,982	17
	35	05/11	@BOS	R	N	3:04	37,609		446,591	18
	36	05/12	@BOS	R	D	2:32	37,198		483,789	19
		05/13	-Off Day-							
	37	05/14	TEX	H	N	3:21	16,020	274,548		18
	38	05/15	TEX	H	D	2:22	15,945	290,493		19
	39	05/16	TEX	H	D	2:36	25,518	316,011		20
	40	05/17	MIN	H	N	2:57	13,892	329,903		21
	41	05/18	MIN	H	D	2:33	27,981	357,884		22
	42	05/19	@SEA	R	N	2:36	19,210		502,999	20
	43	05/20	@SEA	R	D	2:35	20,469		523,468	21
	44	05/21	@ARI	R	N	2:50	19,548		543,016	22
	45	05/22	@ARI	R	N	2:34	32,765		575,781	23
	46	05/23	@ARI	R	D	3:02	23,115		598,896	24
	47	05/24	@LAA	R	N	2:53	35,826		634,722	25
	48	05/25	@LAA	R	N	2:31	43,174		677,896	26
	49	05/26	@LAA	R	D	3:02	34,504		712,400	27
		05/27	-Off Day-							
	50	05/28	BAL	H	N	2:35	16,360	374,244		23
	51	05/29	BAL	H	D	2:35	16,194	390,438		24
	52	05/30	BAL	H	D	2:05	15,878	406,316		25
	53	05/31	TB	H	N	2:46	11,335	417,651		26
JUNE	54	06/01	TB	H	N	3:22	13,439	431,090		27
	55	06/02	TB	H	N	2:55	13,517	444,607		28
		06/03	-Off Day-							
	56	06/04	NYY	H	N	2:47	30,089	474,696		29
	57	06/05	NYY	H	D	4:09	37,165	511,861		30
	58	06/06	NYY	H	D	3:01	33,622	545,483		31
		06/07	-Off Day-							
	59	06/08	@TB	R	N	2:54	12,937		725,337	28
	60	06/09	@TB	R	N	2:49	15,886		741,223	29
	61	06/10	@TB	R	N	2:58	13,675		754,898	30
	62	06/11	@COL	R	N	1:55	31,101		785,999	31
	63	06/12	@COL	R	N	2:40	26,304		812,303	32
	64	06/13	@COL	R	D	3:00	32,084		844,387	33
	65	06/14	@SD	R	N	2:48	16,542		860,929	34
	66	06/15	@SD	R	N	2:40	15,266		876,195	35
	67	06/16	@SD	R	D	2:50	16,050		892,245	36
		06/17	-Off Day-							
	68	06/18	SF	H	N	2:17	18,667	564,150		32
	69	06/19	SF	H	D	2:15	20,666	584,816		33
	70	06/20	SF	H	D	3:27	21,431	606,247		34
		06/21	-Off Day-							
	71	06/22	STL	H	N	2:34	16,830	623,077		35
	72	06/23	STL	H	N	2:31	14,079	637,156		36
	73	06/24	STL	H	N	2:26	12,392	649,548		37
	74	06/25	PHI*	H	N	2:46	43,076	692,624		38
	75	06/26	PHI*	H	D	2:44	44,426	737,050		39
	76	06/27	PHI*	H	D	3:04	42,571	779,621		40
	77	06/28	@CLE	R	N	2:39	11,577		903,822	37
	78	06/29	@CLE	R	N	2:34	11,401		915,223	38
	79	06/30	@CLE	R	N	2:32	12,109		927,332	39
JULY	80	07/01	@CLE	R	D	2:22	16,859		944,191	40
	81	07/02	@NYY	R	D	3:49	45,792		989,983	41

* Games moved to Philadelphia due to the G20 Summit held in Toronto, but Toronto is considered the home team.

	NUM	M/D	OPP	H/R	D/N	TIME OF GAME	ATTENDANCE	YTD HOME	YTD ROAD	H/R DATE
	82	07/03	@NYY	R	D	2:45	46,364		1,036,347	42
	83	07/04	@NYY	R	D	3:51	46,810		1,083,157	43
		07/05	-Off Day-							
	84	07/06	MIN	H	N	2:35	15,072	794,693		41
	85	07/07	MIN	H	N	2:54	14,886	809,579		42
	86	07/08	MIN	H	N	2:15	15,601	825,180		43
	87	07/09	BOS	H	N	3:13	27,567	852,747		44
	88	07/10	BOS	H	D	3:29	35,037	887,784		45
	89	07/11	BOS	H	D	2:32	26,062	913,846		46
		07/12	-Off Day-							
		07/13	All Star Break							
		07/14	All Star Game @ Anaheim							
		07/15	All Star Break							
	90	07/16	@BAL	R	N	2:44	18,120		1,101,277	44
	91	07/17	@BAL	R	N	2:52	28,518		1,129,795	45
	92	07/18	@BAL	R	D	2:55	14,032		1,143,827	46
	93	07/19	@KC	R	N	2:52	12,968		1,156,795	47
	94	07/20	@KC	R	N	3:04	18,865		1,175,660	48
	95	07/21	@KC	R	D	2:27	15,285		1,190,945	49
	96	07/22	@DET	R	D	2:29	34,476		1,225,421	50
		07/23	@DET	R	N	Rained out - DN doulble header on July 25				
	97	07/24	@DET	R	N	2:58	39,391		1,264,812	51
	98	07/25	@DET	R	D	2:36	38,526		1,303,338	52
	99	07/25	@DET	R	N	2:51	37,093		1,340,431	53
	100	07/26	BAL	H	N	2:39	17,422	931,268		47
	101	07/27	BAL	H	N	2:40	16,862	948,130		48
	102	07/28	BAL	H	N	2:24	17,041	965,171		49
		07/29	-Off Day-							
	103	07/30	CLE	H	N	2:42	20,228	985,399		50
	104	07/31	CLE	H	D	2:48	22,663	1,008,062		51
AUG.	105	08/01	CLE	H	D	2:59	21,797	1,029,859		52
	106	08/02	@NYY	R	N	3:31	47,034		1,387,465	54
	107	08/03	@NYY	R	N	2:21	46,480		1,433,945	55
	108	08/04	@NYY	R	D	2:59	47,659		1,481,604	56
		08/05	-Off Day-							
	109	08/06	TB	H	N	2:23	22,520	1,052,379		53
	110	08/07	TB	H	D	3:18	24,168	1,076,547		54
	111	08/08	TB	H	D	2:29	22,313	1,098,860		55
		08/09	-Off Day-							
	112	08/10	BOS	H	N	3:11	27,690	1,126,550		56
	113	08/11	BOS	H	N	3:00	28,308	1,154,858		57
	114	08/12	BOS	H	D	2:53	36,271	1,191,129		58
	115	08/13	@LAA	R	N	2:35	40,606		1,522,210	57
	116	08/14	@LAA	R	N	2:20	42,059		1,564,269	58
	117	08/15	@LAA	R	D	2:35	38,138		1,602,407	59
	118	08/16	@OAK	R	N	2:16	10,136		1,612,543	60
	119	08/17	@OAK	R	N	2:46	13,237		1,625,780	61
	120	08/18	@OAK	R	D	2:54	18,046		1,643,826	62
		08/19	-Off Day-							
	121	08/20	@BOS	R	N	3:02	37,726		1,681,552	63
	122	08/21	@BOS	R	N	3:23	37,614		1,719,166	64
	123	08/22	@BOS	R	D	2:45	37,506		1,756,672	65
	124	08/23	NYY	H	N	2:41	29,198	1,220,327		59
	125	08/24	NYY	H	N	3:04	30,567	1,250,894		60
	126	08/25	NYY	H	N	2:49	31,449	1,282,343		61
	127	08/26	DET	H	N	2:26	16,088	1,298,431		62
	128	08/27	DET	H	N	3:32	20,298	1,318,729		63
	129	08/28	DET	H	D	2:51	27,119	1,345,848		64
	130	08/29	DET	H	D	2:39	26,624	1,372,472		65
	131	08/30	@TB	R	N	2:14	11,968		1,768,640	66
	132	08/31	@TB	R	N	2:57	12,972		1,781,612	67
SEPT.	133	09/01	@TB	R	N	2:54	14,859		1,796,471	68
		09/02	-Off Day-							
	134	09/03	@NYY	R	D	3:06	44,739		1,841,210	69
	135	09/04	@NYY	R	D	3:09	47,478		1,888,688	70
	136	09/05	@NYY	R	D	3:14	47,737		1,936,425	71
	137	09/06	TEX	H	D	2:14	17,559	1,390,031		66
	138	09/07	TEX	H	N	2:42	10,518	1,400,549		67
	139	09/08	TEX	H	N	2:49	10,616	1,411,165		68
	140	09/09	TEX	H	N	2:30	10,658	1,421,823		69
	141	09/10	TB	H	N	3:01	14,305	1,436,128		70
	142	09/11	TB	H	D	3:00	17,632	1,453,760		71
	143	09/12	TB	H	D	3:02	14,658	1,468,418		72
	144	09/13	@BAL	R	N	3:27	9,882		1,946,307	72
	145	09/14	@BAL	R	N	3:17	16,589		1,962,896	73
	146	09/15	@BAL	R	N	1:55	13,651		1,976,547	74
		09/16	-Off Day-							
	147	09/17	@BOS	R	N	3:17	37,679		2,014,226	75
	148	09/18	@BOS	R	N	3:16	37,863		2,052,089	76
	149	09/19	@BOS	R	D	2:37	37,234		2,089,323	77
		09/20	-Off Day-							
	150	09/21	SEA	H	N	2:12	12,158	1,480,576		73
	151	09/22	SEA	H	N	2:33	12,302	1,492,878		74
	152	09/23	SEA	H	D	2:21	12,590	1,505,468		75
	153	09/24	BAL	H	N	2:53	13,412	1,518,880		76
	154	09/25	BAL	H	D	3:12	21,504	1,540,384		77
	155	09/26	BAL	H	D	2:48	17,831	1,558,215		78
	156	09/27	NYY	H	N	2:48	16,004	1,574,219		79
	157	09/28	NYY	H	N	2:55	18,193	1,592,412		80
	158	09/29	NYY	H	N	3:05	33,143	1,625,555		81
	159	09/30	@MIN	R	N	3:05	39,477		2,128,800	78
OCT.	160	10/01	@MIN	R	N	2:46	39,937		2,168,737	79
	161	10/02	@MIN	R	D	2:38	40,235		2,208,972	80
	162	10/03	@MIN	R	D	2:01	40,664		2,249,636	81

2010 vs. RHP

BATTER	AVG	G	AB	R	H	2B	3B	HR	RBI	SH	SF	HP	BB	SO	SB	CS	GI DP	SLG	OBP
Arencibia,J	.217	9	23	3	5	1	0	2	4	0	0	0	1	5	0	0	0	.522	.250
Bautista,J	.269	154	461	91	124	28	3	46	107	0	2	8	83	92	8	1	8	.642	.388
Buck,J	.246	115	321	39	79	17	0	14	44	0	5	6	15	88	0	0	5	.430	.288
Encarnacion,E	.246	89	268	37	66	14	0	15	37	0	3	2	15	48	1	0	8	.466	.288
Escobar,Y	.276	55	196	24	54	7	0	2	10	6	0	3	12	19	1	1	7	.342	.327
Gonzalez,A	.273	79	253	35	69	17	1	13	42	0	2	1	15	45	1	0	7	.502	.314
Green,N	.125	8	8	1	1	0	0	0	1	0	0	0	0	1	0	0	0	.125	.125
Hill,A	.228	128	408	58	93	19	0	23	59	1	1	8	25	64	2	2	7	.444	.285
Hoffpauir,J	.143	10	21	0	3	1	0	0	0	1	0	0	1	4	0	0	0	.190	.182
Lewis,F	.266	103	335	59	89	26	4	8	29	1	4	6	32	78	16	4	6	.439	.337
Lind,A	.275	144	432	51	119	31	2	21	62	0	2	1	33	92	0	0	9	.502	.327
McCoy,M	.151	38	53	5	8	2	0	0	2	0	0	0	2	14	2	0	0	.189	.182
McDonald,J	.250	54	112	23	28	6	2	4	20	1	3	0	5	24	1	0	4	.446	.275
Molina,J	.273	49	121	11	33	4	0	5	11	2	0	4	7	22	1	0	4	.430	.333
Overbay,L	.250	147	408	59	102	32	2	14	49	0	3	1	56	98	1	0	8	.441	.340
Reed,J	.150	14	20	1	3	0	0	1	3	0	0	0	1	7	1	0	0	.300	.190
Ruiz,R	.130	8	23	1	3	1	0	1	1	0	0	0	0	5	0	0	0	.304	.130
Snider,T	.255	76	239	30	61	16	0	12	27	0	0	0	19	57	6	1	2	.473	.310
Wells,V	.291	149	477	71	139	38	3	27	77	0	3	3	35	66	6	2	15	.553	.342
Wise,D	.253	45	99	16	25	2	2	3	12	1	0	0	3	26	4	0	0	.404	.275
PITCHERS	.133		15	1	2	1	0	0	1	1	0	0	1	9	0	0	0	.200	.188
TOTALS	**.258**		**4293**	**616**	**1106**	**263**	**19**	**211**	**598**	**14**	**28**	**43**	**361**	**864**	**51**	**11**	**90**	**.475**	**.320**

PITCHER	AVG	AB	H	HR	HB	BB	SO
Accardo,J	.353	17	6	0	0	1	2
Buchholz,T	.000	4	0	0	0	0	0
Camp,S	.234	167	39	5	4	7	34
Carlson,J	.303	33	10	3	0	4	5
Cecil,B	.275	512	141	15	0	48	80
Downs,S	.243	144	35	1	1	7	28
Drabek,K	.308	13	4	1	0	2	3
Eveland,D	.312	141	44	4	2	18	13
Frasor,J	.247	146	36	2	3	10	39
Gregg,K	.248	117	29	2	1	10	23
Hill,S	.262	42	11	0	1	0	5
Janssen,C	.264	159	42	4	2	5	36
Lewis Jr.,R	.295	44	13	1	0	5	8
Litsch,J	.300	80	24	2	1	1	7
Marcum,S	.298	362	108	16	4	23	70
Mills,B	.220	50	11	1	1	9	13
Morrow,B	.253	229	58	5	6	17	75
Purcey,D	.235	81	19	3	0	5	19
Ray,R	.100	10	1	0	0	2	3
Roenicke,J	.250	44	11	1	2	7	12
Romero,R	.231	584	135	10	3	64	125
Rzepczynski,M	.298	188	56	7	4	23	40
Tallet,B	.320	206	66	16	2	32	25
Valdez,M	.333	3	1	0	0	0	0
TOTALS	**.267**	**3376**	**900**	**99**	**37**	**300**	**665**

2010 vs. LHP

BATTER	AVG	G	AB	R	H	2B	3B	HR	RBI	SH	SF	HP	BB	SO	SB	CS	GI DP	SLG	OBP
Arencibia,J	.000	5	12	0	0	0	0	0	0	0	0	0	1	6	0	0	0	.000	.077
Bautista,J	.222	52	108	18	24	7	0	8	17	0	2	2	17	24	1	1	2	.509	.333
Buck,J	.409	41	88	14	36	8	0	6	22	0	1	0	1	23	0	0	1	.705	.411
Encarnacion,E	.234	37	64	10	15	2	0	6	14	0	1	0	14	12	0	0	1	.547	.367
Escobar,Y	.275	21	40	8	11	0	0	2	6	1	0	1	7	7	0	0	2	.425	.396
Gonzalez,A	.213	34	75	12	16	8	0	4	8	0	0	0	2	20	0	0	2	.480	.234
Green,N	.200	3	5	1	1	0	0	0	0	0	0	0	1	2	0	0	0	.200	.333
Hill,A	.125	65	120	12	15	3	0	3	9	0	1	0	16	21	0	0	1	.225	.226
Hoffpauir,J	.308	7	13	1	4	0	0	0	0	0	0	0	1	1	0	0	1	.308	.357
Lewis,F	.247	48	93	11	23	5	1	0	7	0	0	3	6	26	1	2	3	.323	.314
Lind,A	.117	79	137	6	16	1	1	2	10	0	1	2	5	52	0	0	1	.182	.159
McCoy,M	.276	16	29	4	8	2	0	0	1	0	0	0	6	6	3	1	0	.345	.400
McDonald,J	.250	24	40	4	10	3	0	2	3	1	0	0	1	2	1	1	1	.475	.268
Molina,J	.174	24	46	2	8	0	0	1	1	0	0	1	2	14	0	0	3	.239	.224
Overbay,L	.222	75	126	16	28	5	0	6	18	0	0	2	11	33	0	0	1	.405	.295
Reed,J	.000	2	1	0	0	0	0	0	0	0	0	0	1	1	0	0	0	.000	.500
Ruiz,R	.176	6	17	2	3	1	0	0	0	0	0	0	0	6	1	0	0	.235	.176
Snider,T	.254	33	59	6	15	4	0	2	5	0	0	0	2	22	0	2	1	.424	.279
Wells,V	.195	56	113	8	22	6	0	4	11	0	0	0	15	18	0	2	3	.354	.289
Wise,D	.231	16	13	4	3	1	0	0	2	0	0	1	1	3	0	0	1	.308	.333
PITCHERS	.000		3	0	0	0	0	0	0	0	0	0	0	1	0	0	0	.000	.000
TOTALS	**.215**		**1202**	**139**	**258**	**56**	**2**	**46**	**134**	**2**	**6**	**12**	**110**	**300**	**7**	**9**	**24**	**.379**	**.286**

PITCHER	AVG	AB	H	HR	HB	BB	SO
Accardo,J	.462	13	6	0	1	2	1
Buchholz,T	.000	2	0	0	0	0	0
Camp,S	.299	107	32	3	0	11	12
Carlson,J	.158	19	3	0	1	1	3
Cecil,B	.224	152	34	3	1	6	37
Downs,S	.152	79	12	2	3	7	20
Drabek,K	.292	48	14	1	0	3	9
Eveland,D	.317	41	13	0	0	9	8
Frasor,J	.248	101	25	2	1	17	26
Gregg,K	.225	102	23	2	0	20	35
Hill,S	.302	43	13	1	0	4	9
Janssen,C	.283	113	32	4	2	16	27
Lewis Jr.,R	.233	30	7	3	0	3	7
Litsch,J	.276	105	29	5	1	14	9
Marcum,S	.190	385	73	8	2	20	95
Mills,B	.273	33	9	1	0	4	5
Morrow,B	.245	319	78	6	3	49	103
Purcey,D	.163	43	7	0	0	10	13
Ray,R	.333	3	1	0	0	3	0
Roenicke,J	.219	32	7	0	0	6	6
Romero,R	.276	196	54	5	5	18	49
Rzepczynski,M	.262	61	16	1	1	7	17
Tallet,B	.176	102	18	4	2	6	28
Valdez,M	.333	3	1	0	0	3	0
TOTALS	**.238**	**2132**	**507**	**51**	**23**	**239**	**519**

2010 INTERLEAGUE TEAM BATTING/PITCHING

+ = ROOKIE

PLAYER	AVG	G	AB	R	H	TB	2B	3B	HR	RBI	SH	SF	HP	BB	IBB	SO	SB	CS	DP	E	SLG	OBP	PINCH HIT AB	PINCH HIT H	PINCH HIT HR	PINCH HIT RBI
Bautista,J	.200	17	60	8	12	26	2	0	4	9	0	0	1	7	0	15	0	0	0	0	.433	.294	0	0	0	0
Buck,J	.273	13	44	6	12	25	1	0	4	10	0	0	0	3	1	13	0	0	3	0	.568	.319	0	0	0	0
Camp,S	1.000	8	1	0	1	1	0	0	0	0	0	0	0	0	0	0	0	0	0	0	1.000	1.000	0	0	0	0
Cecil,B	.000	3	2	0	0	0	0	0	0	0	0	0	0	0	0	2	0	0	0	0	.000	.000	0	0	0	0
Encarnacion,E	.297	11	37	8	11	29	0	0	6	11	0	0	0	4	1	3	0	0	0	1	.784	.366	0	0	0	0
Gonzalez,A	.288	17	59	5	17	24	4	0	1	5	0	0	0	5	0	7	0	0	5	2	.407	.344	0	0	0	0
Green,N	.000	1	1	0	0	0	0	0	0	0	0	0	0	0	0	0	0	0	0	0	.000	.000	0	0	0	0
Hill,A	.186	18	70	7	13	30	5	0	4	10	0	0	1	4	0	10	0	0	1	3	.429	.240	0	0	0	0
+ Hoffpauir,J	.200	6	20	1	4	5	1	0	0	0	0	0	0	1	0	2	0	0	0	0	.250	.238	0	0	0	0
Janssen,C	.000	7	1	0	0	0	0	0	0	0	0	0	0	0	0	1	0	0	0	0	.000	.000	0	0	0	0
+ Lewis Jr.,R	.000	2	1	0	0	0	0	0	0	0	0	0	0	0	0	1	0	0	0	0	.000	.000	0	0	0	0
Lewis,F	.353	16	51	8	18	26	3	1	1	4	0	1	0	7	0	13	1	1	3	1	.510	.424	2	0	0	0
Lind,A	.183	17	60	6	11	20	3	0	2	5	0	1	0	2	0	14	0	0	0	0	.333	.206	2	1	1	1
Litsch,J	.000	3	1	0	0	0	0	0	0	0	0	0	0	0	0	0	0	0	0	0	.000	.000	0	0	0	0
Marcum,S	.250	4	4	1	1	2	1	0	0	1	1	0	0	1	0	2	0	0	0	0	.500	.400	0	0	0	0
+ McCoy,M	.200	5	5	0	1	1	0	0	0	0	0	0	0	0	0	3	0	0	0	0	.200	.200	2	0	0	0
McDonald,J	.308	6	13	4	4	8	1	0	1	4	0	0	0	1	0	1	0	0	1	0	.615	.357	0	0	0	0
Molina,J	.412	5	17	1	7	8	1	0	0	1	1	0	0	1	1	3	0	0	1	0	.471	.444	0	0	0	0
Morrow,B	.000	4	3	0	0	0	0	0	0	0	0	0	0	0	0	1	0	0	0	0	.000	.000	0	0	0	0
Overbay,L	.267	18	60	6	16	19	1	1	0	3	0	0	1	7	1	13	0	0	1	0	.317	.353	0	0	0	0
Reed,J	.000	7	5	0	0	0	0	0	0	0	0	0	0	1	0	4	0	0	0	0	.000	.167	4	0	0	0
Romero,R	.000	3	4	0	0	0	0	0	0	0	0	0	0	0	0	3	0	0	0	1	.000	.000	0	0	0	0
Tallet,B	.000	5	1	0	0	0	0	0	0	0	0	0	0	0	0	0	0	0	0	0	.000	.000	0	0	0	0
Wells,V	.241	17	58	8	14	28	2	0	4	7	0	0	1	4	0	9	2	0	0	0	.483	.302	0	0	0	0
Wise,D	.143	9	14	3	2	3	1	0	0	0	0	0	0	0	0	5	1	0	0	0	.214	.143	1	0	0	0
TORONTO	**.243**	**18**	**592**	**72**	**144**	**255**	**26**	**2**	**27**	**70**	**2**	**2**	**4**	**48**	**4**	**125**	**4**	**1**	**15**	**9**	**.431**	**.303**	**11**	**1**	**1**	**1**
OPPONENTS	**.268**	**18**	**608**	**90**	**163**	**275**	**46**	**3**	**20**	**86**	**1**	**4**	**5**	**52**	**8**	**127**	**3**	**4**	**14**	**10**	**.452**	**.329**	**11**	**3**	**1**	**3**
DH	**.206**	**18**	**34**	**2**	**7**	**12**	**2**	**0**	**1**	**2**	**0**	**0**	**0**	**2**	**0**	**8**	**0**	**0**	**0**	**0**	**.353**	**.250**	**2**	**0**	**0**	**0**

PITCHER	R/L	W	L	ERA	G	GS	CG	GF	SHO	SV	IP	H	R	ER	HR	HB	BB	IBB	SO	WP	BK	OPP AVG
Camp,S	R	1	0	0.00	8	0	0	4	0	0	9.2	5	0	0	0	0	1	1	6	0	0	.156
Cecil,B	L	0	3	9.19	3	3	0	0	0	0	15.2	25	18	16	3	0	4	1	13	0	0	.357
Downs,S	L	1	0	0.00	6	0	0	0	0	0	6.1	3	0	0	0	0	1	0	4	1	0	.136
Eveland,D	L	0	1	54.00	1	1	0	0	0	0	1.1	8	8	8	0	0	2	1	1	0	0	.667
Frasor,J	R	0	0	4.50	6	0	0	2	0	0	6.0	7	7	3	1	1	4	1	6	0	0	.250
Gregg,K	R	0	1	3.60	5	0	0	5	0	3	5.0	4	2	2	1	0	3	0	2	0	0	.222
Janssen,C	R	0	0	6.30	7	0	0	1	0	0	10.0	11	7	7	3	0	2	0	11	2	0	.268
+ Lewis Jr.,R	L	0	0	0.00	2	0	0	1	0	0	4.2	2	0	0	0	0	0	0	2	0	0	.125
Litsch,J	R	0	2	8.78	3	3	0	0	0	0	13.1	19	13	13	1	1	5	0	5	0	0	.339
Marcum,S	R	3	0	2.74	4	4	0	0	0	0	23.0	21	9	7	4	0	7	1	24	0	0	.233
Morrow,B	R	1	2	3.38	4	4	0	0	0	0	24.0	23	9	9	1	1	8	0	23	0	0	.258
Purcey,D	L	0	0	3.86	6	0	0	3	0	0	7.0	5	5	3	2	0	3	1	4	0	0	.192
Roenicke,J	R	0	0	4.50	1	0	0	0	0	0	2.0	2	1	1	0	0	3	0	2	0	0	.286
Romero,R	L	1	1	1.89	3	3	0	0	0	0	19.0	20	5	4	2	1	5	1	15	2	0	.267
Tallet,B	L	0	1	7.71	5	0	0	2	0	0	7.0	8	6	6	2	1	4	1	9	0	0	.308
TORONTO		**7**	**11**	**4.62**	**18**	**18**	**0**	**18**	**0**	**3**	**154.0**	**163**	**90**	**79**	**20**	**5**	**52**	**8**	**127**	**5**	**0**	**.268**
OPPONENTS		**11**	**7**	**3.89**	**18**	**18**	**2**	**16**	**0**	**5**	**155.0**	**144**	**72**	**67**	**27**	**4**	**48**	**4**	**125**	**6**	**0**	**.243**

Batting

+ = ROOKIE

PLAYER	AVG	G	AB	R	H	TB	2B	3B	HR	RBI	SH	SF	HP	BB	IBB	SO	SB	CS	DP	E	SLG	OBP	AB	PINCH HIT H	PINCH HIT HR	PINCH HIT RBI
Bautista,J	.237	88	304	55	72	165	17	2	24	56	0	2	6	54	2	68	3	2	4	4	.543	.361	0	0	0	0
Buck,J	.272	71	235	27	64	118	15	0	13	41	0	4	4	9	1	65	0	0	4	1	.502	.306	4	1	0	0
Encarnacion,E	.221	45	149	20	33	69	6	0	10	24	0	3	0	19	1	31	1	0	4	8	.463	.304	0	0	0	0
Gonzalez,A	.259	85	328	47	85	163	25	1	17	50	0	2	1	17	0	65	1	0	9	11	.497	.296	0	0	0	0
Green,N	.154	9	13	2	2	2	0	0	0	1	0	0	0	1	0	3	0	0	0	0	.154	.214	0	0	0	0
Hill,A	.189	71	281	33	53	101	12	0	12	33	0	0	4	28	1	41	1	0	5	5	.359	.272	0	0	0	0
+ Hoffpauir,J	.214	9	28	1	6	7	1	0	0	0	1	0	0	2	0	4	0	0	0	0	.250	.267	0	0	0	0
Lewis,F	.276	72	279	44	77	124	24	4	5	25	1	3	2	24	1	72	10	3	7	2	.444	.334	4	0	0	0
Lind,A	.214	86	322	33	69	119	12	1	12	40	0	3	1	25	1	88	0	0	5	0	.370	.271	5	1	1	1
+ McCoy,M	.200	28	50	6	10	13	3	0	0	2	0	0	0	4	0	14	4	1	0	1	.260	.259	2	0	0	0
McDonald,J	.231	27	65	11	15	28	5	1	2	6	2	0	0	2	0	9	0	0	4	1	.431	.254	1	0	0	0
Molina,J	.282	30	85	9	24	34	4	0	2	6	1	0	3	6	1	16	0	0	4	0	.400	.351	0	0	0	0
Overbay,L	.250	88	312	43	78	130	18	2	10	31	0	1	2	35	4	74	1	0	5	4	.417	.329	2	1	0	1
Reed,J	.143	14	21	1	3	6	0	0	1	3	0	0	0	2	0	8	1	0	0	0	.286	.217	4	0	0	0
Ruiz,R	.150	13	40	3	6	11	2	0	1	1	0	0	0	0	0	11	1	0	0	0	.275	.150	2	0	0	0
Snider,T	.241	33	116	16	28	56	10	0	6	15	0	0	0	14	2	29	3	1	1	0	.483	.323	1	0	0	0
Wells,V	.265	87	328	46	87	172	26	1	19	49	0	2	2	25	3	53	4	2	9	0	.524	.319	1	0	0	0
Wise,D	.233	18	30	6	7	16	1	1	2	9	0	0	0	1	0	8	2	0	0	0	.533	.258	1	0	0	0
Accardo,J	.000	5	0	0	0	0	0	0	0	0	0	0	0	0	0	0	0	0	0	0	.000	.000	0	0	0	0
Camp,S	1.000	40	1	0	1	1	0	0	0	0	0	0	0	0	0	0	0	0	0	0	.000	1.000	0	0	0	0
Cecil,B	.000	15	2	0	0	0	0	0	0	0	0	0	0	0	0	2	0	0	0	1	.000	.000	0	0	0	0
Downs,S	.000	41	0	0	0	0	0	0	0	0	0	0	0	0	0	0	0	0	0	1	.000	.000	0	0	0	0
Eveland,D	.000	9	0	0	0	0	0	0	0	0	0	0	0	0	0	0	0	0	0	0	.000	.000	0	0	0	0
Frasor,J	.000	38	0	0	0	0	0	0	0	0	0	0	0	0	0	0	0	0	0	1	.000	.000	0	0	0	0
Gregg,K	.000	34	0	0	0	0	0	0	0	0	0	0	0	0	0	0	0	0	0	1	.000	.000	0	0	0	0
Janssen,C	.000	33	1	0	0	0	0	0	0	0	0	0	0	0	0	1	0	0	0	0	.000	.000	0	0	0	0
+ Lewis Jr.,R	.000	13	1	0	0	0	0	0	0	0	0	0	0	0	0	1	0	0	0	0	.000	.000	0	0	0	0
Litsch,J	.000	6	1	0	0	0	0	0	0	0	0	0	0	0	0	0	0	0	0	0	.000	.000	0	0	0	0
Marcum,S	.250	17	4	1	1	2	1	0	0	1	1	0	0	1	0	2	0	0	0	0	.500	.400	0	0	0	0
Morrow,B	.000	18	3	0	0	0	0	0	0	0	0	0	0	0	0	1	0	0	0	0	.000	.000	0	0	0	0
Purcey,D	.000	14	0	0	0	0	0	0	0	0	0	0	0	0	0	0	0	0	0	0	.000	.000	0	0	0	0
Roenicke,J	.000	9	0	0	0	0	0	0	0	0	0	0	0	0	0	0	0	0	0	1	.000	.000	0	0	0	0
Romero,R	.000	18	4	0	0	0	0	0	0	0	0	0	0	0	0	3	0	0	0	3	.000	.000	0	0	0	0
Rzepczynski,M	.000	2	0	0	0	0	0	0	0	0	0	0	0	0	0	0	0	0	0	0	.000	.000	0	0	0	0
Tallet,B	.000	14	1	0	0	0	0	0	0	0	0	0	0	0	0	0	0	0	0	0	.000	.000	0	0	0	0
Valdez,M	.000	2	0	0	0	0	0	0	0	0	0	0	0	0	0	0	0	0	0	0	.000	.000	0	0	0	0
PITCHERS	**.111**	**89**	**18**	**1**	**2**	**3**	**1**	**0**	**0**	**1**	**1**	**0**	**0**	**1**	**0**	**10**	**0**	**0**	**0**	**8**	**.167**	**.158**	**0**	**0**	**0**	**0**
TORONTO	**.240**	**89**	**3004**	**404**	**721**	**1337**	**182**	**13**	**136**	**393**	**6**	**20**	**25**	**269**	**17**	**669**	**32**	**9**	**61**	**45**	**.445**	**.306**	**27**	**3**	**1**	**2**
OPPONENT	**.252**	**89**	**3002**	**407**	**756**	**1196**	**170**	**12**	**82**	**385**	**17**	**18**	**36**	**306**	**22**	**664**	**39**	**21**	**80**	**42**	**.398**	**.327**	**50**	**13**	**1**	**9**
DH	**.218**	**89**	**317**	**34**	**69**	**123**	**14**	**2**	**12**	**40**	**0**	**2**	**1**	**25**	**1**	**90**	**2**	**0**	**4**	**0**	**.388**	**.275**	**2**	**0**	**0**	**0**

Pitching

PITCHER	R/L	W	L	ERA	G	GS	CG	GF	SHO	SV	IP	H	R	ER	HR	HB	BB	IBB	SO	WP	BK	OPP AVG
Accardo,J	R	0	1	8.10	5	0	0	2	0	0	6.2	12	6	6	0	1	3	0	3	2	0	.400
Camp,S	R	3	1	2.53	40	0	0	6	0	0	46.1	39	13	13	6	3	9	4	29	1	0	.235
Cecil,B	L	8	5	3.97	15	15	0	0	0	0	93.0	81	43	41	9	0	27	1	67	1	1	.233
Downs,S	L	3	5	2.65	41	0	0	9	0	0	37.1	30	12	11	2	3	8	2	29	1	0	.219
Eveland,D	L	3	4	6.45	9	9	0	0	0	0	44.2	57	35	32	4	2	27	1	21	3	0	.313
Frasor,J	R	3	2	4.67	38	0	0	13	0	3	34.2	38	22	18	2	3	18	5	38	3	0	.271
Gregg,K	R	0	3	3.67	34	0	0	30	0	20	34.1	29	14	14	3	0	18	1	37	3	0	.232
Janssen,C	R	4	0	4.10	33	0	0	8	0	0	41.2	38	19	19	3	3	12	1	39	3	0	.241
+ Lewis Jr.	L	0	0	4.91	13	0	0	4	0	0	18.1	16	10	10	3	0	7	0	15	0	0	.232
Litsch,J	R	0	4	6.54	6	6	0	0	0	0	31.2	34	23	23	6	1	10	0	12	1	0	.274
Marcum,S	R	7	4	3.44	17	17	0	0	0	0	107.1	98	45	41	12	3	27	2	88	2	0	.240
Morrow,B	R	5	6	4.86	18	18	0	0	0	0	100.0	99	57	54	7	7	47	0	111	4	0	.264
Purcey,D	L	0	1	2.12	14	0	0	9	0	0	17.0	11	6	4	2	0	8	1	15	0	0	.180
Roenicke,J	R	1	0	4.97	9	0	0	3	0	0	12.2	11	9	7	0	2	11	0	12	1	0	.224
Romero,R	L	6	6	3.71	18	18	2	0	1	0	116.1	108	53	48	8	5	46	2	108	15	1	.250
Rzepczynski,M	L	0	0	5.68	2	1	0	0	0	0	6.1	8	4	4	2	1	1	0	9	0	0	.333
Tallet,B	L	1	3	6.59	14	5	0	2	0	0	42.1	45	33	31	13	2	24	2	31	1	0	.268
Valdez,M	R	0	0	20.25	2	0	0	1	0	0	1.1	2	3	3	0	0	3	0	0	0	0	.333
TORONTO		**44**	**45**	**4.30**	**89**	**89**	**2**	**87**	**7**	**23**	**792.0**	**756**	**407**	**378**	**82**	**36**	**306**	**22**	**664**	**41**	**2**	**.252**
OPPONENTS		**45**	**44**	**4.32**	**89**	**89**	**6**	**83**	**6**	**22**	**788.1**	**721**	**404**	**378**	**136**	**25**	**269**	**17**	**669**	**26**	**1**	**.240**

Batting

+ = ROOKIE

PLAYER	AVG	G	AB	R	H	TB	2B	3B	HR	RBI	SH	SF	HP	BB	IBB	SO	SB	CS	DP	E	SLG	OBP	AB	PINCH HIT H	PINCH HIT HR	PINCH HIT RBI
+ Arencibia,J	.143	11	35	3	5	12	1	0	2	4	0	0	0	2	0	11	0	0	0	0	.343	.189	0	0	0	0
Bautista,J	.287	73	265	54	76	186	18	1	30	68	0	2	4	46	0	48	6	0	6	3	.702	.397	0	0	0	0
Buck,J	.293	47	174	26	51	82	10	0	7	25	0	2	2	7	0	46	0	0	2	4	.471	.324	0	0	0	0
Encarnacion,E	.262	51	183	27	48	91	10	0	11	27	0	1	2	10	0	29	0	0	5	10	.497	.306	0	0	0	0
Escobar,Y	.275	60	236	32	65	84	7	0	4	16	7	0	4	19	0	26	1	1	9	9	.356	.340	0	0	0	0
Hill,A	.223	67	247	37	55	107	10	0	14	35	1	2	4	13	1	44	1	2	3	5	.433	.271	0	0	0	0
+ Hoffpauir,J	.167	4	6	0	1	1	0	0	0	0	0	0	0	0	0	1	0	0	1	0	.167	.167	1	1	0	0
Lewis,F	.235	38	149	26	35	53	7	1	3	11	0	1	7	14	0	32	7	3	2	1	.356	.327	1	0	0	0
Lind,A	.267	64	247	24	66	123	20	2	11	32	0	0	2	13	2	56	0	0	5	0	.498	.309	0	0	0	0
+ McCoy,M	.188	18	32	3	6	7	1	0	0	1	0	0	0	4	0	6	1	0	0	1	.219	.278	2	0	0	0
McDonald,J	.264	36	87	16	23	41	4	1	4	17	0	3	0	4	0	17	2	1	1	4	.471	.287	0	0	0	0
Molina,J	.207	27	82	4	17	29	0	0	4	6	1	0	2	3	0	20	1	0	3	2	.354	.253	0	0	0	0
Overbay,L	.234	66	222	32	52	101	19	0	10	36	0	2	1	32	3	57	0	0	4	2	.455	.331	0	0	0	0
Snider,T	.264	49	182	20	48	82	10	0	8	17	0	0	0	7	0	50	3	2	2	3	.451	.291	3	0	0	0
Wells,V	.282	70	262	33	74	132	18	2	12	39	0	1	1	25	2	31	2	2	9	0	.504	.346	1	0	0	0
Wise,D	.256	34	82	14	21	28	2	1	1	5	1	0	1	3	0	21	2	0	1	0	.341	.291	3	0	0	0
Buchholz,T	.000	2	0	0	0	0	0	0	0	0	0	0	0	0	0	0	0	0	0	0	.000	.000	0	0	0	0
Camp,S	.000	30	0	0	0	0	0	0	0	0	0	0	0	0	0	0	0	0	0	0	.000	.000	0	0	0	0
Carlson,J	.000	20	0	0	0	0	0	0	0	0	0	0	0	0	0	0	0	0	0	0	.000	.000	0	0	0	0
Cecil,B	.000	13	0	0	0	0	0	0	0	0	0	0	0	0	0	0	0	0	0	0	.000	.000	0	0	0	0
Downs,S	.000	26	0	0	0	0	0	0	0	0	0	0	0	0	0	0	0	0	0	1	.000	.000	0	0	0	0
+ Drabek,K	.000	3	0	0	0	0	0	0	0	0	0	0	0	0	0	0	0	0	0	1	.000	.000	0	0	0	0
Frasor,J	.000	31	0	0	0	0	0	0	0	0	0	0	0	0	0	0	0	0	0	0	.000	.000	0	0	0	0
Gregg,K	.000	29	0	0	0	0	0	0	0	0	0	0	0	0	0	0	0	0	0	0	.000	.000	0	0	0	0
Hill,S	.000	4	0	0	0	0	0	0	0	0	0	0	0	0	0	0	0	0	0	0	.000	.000	0	0	0	0
Janssen,C	.000	23	0	0	0	0	0	0	0	0	0	0	0	0	0	0	0	0	0	0	.000	.000	0	0	0	0
+ Lewis Jr.,R	.000	1	0	0	0	0	0	0	0	0	0	0	0	0	0	0	0	0	0	0	.000	.000	0	0	0	0
Litsch,J	.000	3	0	0	0	0	0	0	0	0	0	0	0	0	0	0	0	0	0	0	.000	.000	0	0	0	0
Marcum,S	.000	14	0	0	0	0	0	0	0	0	0	0	0	0	0	0	0	0	0	0	.000	.000	0	0	0	0
+ Mills,B	.000	7	0	0	0	0	0	0	0	0	0	0	0	0	0	0	0	0	0	0	.000	.000	0	0	0	0
Morrow,B	.000	8	0	0	0	0	0	0	0	0	0	0	0	0	0	0	0	0	0	0	.000	.000	0	0	0	0
Purcey,D	.000	19	0	0	0	0	0	0	0	0	0	0	0	0	0	0	0	0	0	0	.000	.000	0	0	0	0
+ Ray,R	.000	3	0	0	0	0	0	0	0	0	0	0	0	0	0	0	0	0	0	0	.000	.000	0	0	0	0
Roenicke,J	.000	7	0	0	0	0	0	0	0	0	0	0	0	0	0	0	0	0	0	1	.000	.000	0	0	0	0
Romero,R	.000	14	0	0	0	0	0	0	0	0	0	0	0	0	0	0	0	0	0	0	.000	.000	0	0	0	0
Rzepczynski,M	.000	12	0	0	0	0	0	0	0	0	0	0	0	0	0	0	0	0	0	0	.000	.000	0	0	0	0
Tallet,B	.000	20	0	0	0	0	0	0	0	0	0	0	0	0	0	0	0	0	0	0	.000	.000	0	0	0	0
PITCHERS	**.000**	**73**	**0**	**0**	**0**	**0**	**0**	**0**	**0**	**0**	**0**	**0**	**0**	**0**	**0**	**0**	**0**	**0**	**0**	**3**	**.000**	**.000**	**0**	**0**	**0**	**0**
TORONTO	**.258**	**73**	**2491**	**351**	**643**	**1159**	**137**	**8**	**121**	**339**	**10**	**14**	**30**	**202**	**8**	**495**	**26**	**11**	**53**	**47**	**.465**	**.320**	**11**	**1**	**0**	**0**
OPPONENT	**.260**	**73**	**2506**	**321**	**651**	**1033**	**140**	**19**	**68**	**307**	**4**	**19**	**24**	**233**	**13**	**520**	**30**	**14**	**68**	**38**	**.412**	**.326**	**56**	**8**	**0**	**2**
DH	**.259**	**73**	**282**	**32**	**73**	**127**	**20**	**2**	**10**	**28**	**0**	**1**	**3**	**18**	**2**	**63**	**4**	**1**	**4**	**0**	**.450**	**.309**	**0**	**0**	**0**	**0**

Pitching

PITCHER	R/L	W	L	ERA	G	GS	CG	GF	SHO	SV	IP	H	R	ER	HR	HB	BB	IBB	SO	WP	BK	OPP AVG
Buchholz,T	R	0	0	0.00	2	0	0	2	0	0	2.0	0	0	0	0	0	0	0	0	0	0	.000
Camp,S	R	1	2	3.81	30	0	0	7	0	2	26.0	32	13	11	2	1	9	1	17	1	0	.296
Carlson,J	L	0	0	4.61	20	0	0	5	0	1	13.2	13	7	7	3	1	5	2	8	0	0	.250
Cecil,B	L	7	2	4.52	13	13	0	0	0	0	79.2	94	44	40	9	1	27	1	50	6	0	.297
Downs,S	L	2	0	2.63	26	0	0	5	0	0	24.0	17	7	7	1	1	6	1	19	0	0	.198
+ Drabek,K	R	0	3	4.76	3	3	0	0	0	0	17.0	18	9	9	2	0	5	0	12	2	0	.295
Frasor,J	R	0	2	2.48	31	0	0	5	0	1	29.0	23	8	8	2	1	9	1	27	2	0	.215
Gregg,K	R	2	3	3.28	29	0	0	26	0	17	24.2	23	10	9	1	1	12	0	21	0	0	.245
Hill,S	R	1	2	2.61	4	4	0	0	0	0	20.2	24	8	6	1	1	4	0	14	1	0	.282
Janssen,C	R	1	2	3.00	23	0	0	8	0	0	27.0	36	10	9	5	1	9	0	24	0	0	.316
+ Lewis Jr.	L	0	0	108.00	1	0	0	0	0	0	.1	4	4	4	1	0	1	0	0	0	0	.800
Litsch,J	R	1	1	4.20	3	3	0	0	0	0	15.0	19	7	7	1	1	5	0	4	0	0	.311
Marcum,S	R	6	4	3.89	14	14	1	0	0	0	88.0	83	39	38	12	3	16	1	77	1	0	.246
+ Mills,B	L	1	0	5.64	7	3	0	0	0	0	22.1	20	14	14	2	1	13	1	18	1	0	.241
Morrow,B	R	5	1	3.69	8	8	1	0	1	0	46.1	37	19	19	4	2	19	0	67	4	0	.214
Purcey,D	L	1	0	5.29	19	0	0	9	0	1	17.0	15	10	10	1	0	7	0	17	3	0	.238
+ Ray,R	R	0	0	2.45	3	0	0	0	0	0	3.2	2	1	1	0	0	5	2	3	0	0	.154
Roenicke,J	R	0	0	7.11	7	0	0	0	0	0	6.1	7	6	5	1	0	2	0	6	0	0	.259
Romero,R	L	8	3	3.75	14	14	1	0	0	0	93.2	81	45	39	7	3	36	1	66	3	0	.233
Rzepczynski,M	L	4	4	4.87	12	11	0	0	0	0	57.1	64	33	31	6	4	29	1	48	4	1	.284
Tallet,B	L	1	3	6.17	20	0	0	3	0	0	35.0	39	27	24	7	2	14	1	22	0	0	.279
TORONTO		**41**	**32**	**4.13**	**73**	**73**	**3**	**70**	**4**	**22**	**648.2**	**651**	**321**	**298**	**68**	**24**	**233**	**13**	**520**	**28**	**1**	**.260**
OPPONENTS		**32**	**41**	**4.67**	**73**	**73**	**3**	**70**	**2**	**12**	**645.0**	**643**	**351**	**335**	**121**	**30**	**202**	**8**	**495**	**24**	**0**	**.258**

2010 Major League Standings

A.L. EAST	WON	LOST	PCT.	GB	LAST 10 GAMES	STREAK	HOME	ROAD	vs EAST	vs CENT	vs WEST	vs N.L.
* TAMPA BAY	96	66	.593	-	5- 5	WON 2	49- 32	47- 34	42- 30	26- 13	21- 12	7- 11
y NEW YORK	95	67	.586	1.0	3- 7	LOST 2	52- 29	43- 38	38- 34	23- 13	23- 13	11-7
BOSTON	89	73	.549	7.0	5- 5	WON 2	46- 35	43- 38	37- 35	15- 18	24- 15	13-5
TORONTO	85	77	.525	11.0	8- 2	WON 1	45- 33	40- 44	39- 33	22- 19	17- 14	7- 11
BALTIMORE	66	96	.407	30.0	5- 5	LOST 1	37- 44	29- 52	24- 48	17- 20	18- 17	7- 11

* -CLINCHED DIVISION TITLE
y -CLINCHED PLAYOFF BERTH

A.L. CENTRAL	WON	LOST	PCT.	GB	LAST 10 GAMES	STREAK	HOME	ROAD	vs EAST	vs CENT	vs WEST	vs N.L.
* MINNESOTA	94	68	.580	-	2- 8	LOST 1	53- 28	41- 40	15- 21	47- 25	24- 12	8- 10
CHICAGO	88	74	.543	6.0	8- 2	WON 2	45- 36	43- 38	17- 18	32- 40	24- 13	15-3
DETROIT	81	81	.500	13.0	4- 6	WON 1	52- 29	29- 52	17- 22	38- 34	15- 18	11-7
CLEVELAND	69	93	.426	25.0	7- 3	LOST 2	38- 43	31- 50	17- 24	34- 38	13- 18	5- 13
KANSAS CITY	67	95	.414	27.0	4- 6	LOST 2	38- 43	29- 52	17- 18	29- 43	13- 24	8- 10

* -CLINCHED DIVISION TITLE

A.L. WEST	WON	LOST	PCT.	GB	LAST 10 GAMES	STREAK	HOME	ROAD	vs EAST	vs CENT	vs WEST	vs N.L.
* TEXAS	90	72	.556	-	6- 4	LOST 1	51- 30	39- 42	19- 25	25- 18	32- 25	14-4
OAKLAND	81	81	.500	9.0	4- 6	WON 4	47- 34	34- 47	20- 25	23- 19	30- 27	8- 10
LOS ANGELES	80	82	.494	10.0	5- 5	WON 1	43- 38	37- 44	15- 27	19- 26	35- 22	11-7
SEATTLE	61	101	.377	29.0	3- 7	LOST 5	35- 46	26- 55	17- 26	18- 26	17- 40	9-9

* -CLINCHED DIVISION TITLE

N.L. EAST	WON	LOST	PCT.	GB	LAST 10 GAMES	STREAK	HOME	ROAD	vs EAST	vs CENT	vs WEST	vs A.L.
* PHILADELPHIA	97	65	.599	-	6- 4	LOST 1	54- 30	43- 35	44- 28	21- 19	22- 10	10-8
y ATLANTA	91	71	.562	6.0	5- 5	WON 1	56- 25	35- 46	38- 34	25- 16	19- 15	9-6
FLORIDA	80	82	.494	17.0	4- 6	WON 2	41- 40	39- 42	37- 35	20- 20	16- 19	7-8
NEW YORK	79	83	.488	18.0	5- 5	LOST 1	47- 34	32- 49	31- 41	21- 19	14- 18	13-5
WASHINGTON	69	93	.426	28.0	5- 5	WON 1	41- 40	28- 53	30- 42	19- 20	15- 18	5- 13

* -CLINCHED DIVISION TITLE
y -CLINCHED PLAYOFF BERTH

N.L. CENTRAL	WON	LOST	PCT.	GB	LAST 10 GAMES	STREAK	HOME	ROAD	vs EAST	vs CENT	vs WEST	vs A.L.
* CINCINNATI	91	71	.562	-	5- 5	WON 2	49- 32	42- 39	17- 15	49- 30	17- 19	8-7
ST. LOUIS	86	76	.531	5.0	8- 2	WON 5	52- 29	34- 47	18- 15	39- 39	20- 16	9-6
MILWAUKEE	77	85	.475	14.0	6- 4	LOST 2	40- 41	37- 44	16- 18	37- 40	15- 21	9-6
HOUSTON	76	86	.469	15.0	3- 7	WON 1	42- 39	34- 47	15- 19	45- 33	13- 22	3- 12
CHICAGO	75	87	.463	16.0	6- 4	LOST 1	35- 46	40- 41	17- 14	34- 45	16- 18	8- 10
PITTSBURGH	57	105	.352	34.0	4- 6	LOST 2	40- 41	17- 64	11- 25	31- 48	13- 19	2- 13

* -CLINCHED DIVISION TITLE

N.L. WEST	WON	LOST	PCT.	GB	LAST 10 GAMES	STREAK	HOME	ROAD	vs EAST	vs CENT	vs WEST	vs A.L.
*SAN FRANCISCO	92	70	.568	-	7- 3	WON 1	49- 32	43- 38	19- 14	28- 14	38- 34	7-8
SAN DIEGO	90	72	.556	2.0	5- 5	LOST 1	45- 36	45- 36	16- 18	27- 14	38- 34	9-6
COLORADO	83	79	.512	9.0	1- 9	LOST 8	52- 29	31- 50	16- 18	21- 20	37- 35	9-6
LOS ANGELES	80	82	.494	12.0	7- 3	WON 2	45- 36	35- 46	13- 20	23- 19	40- 32	4- 11
ARIZONA	65	97	.401	27.0	4- 6	LOST 2	40- 41	25- 56	16- 16	16- 27	27- 45	6-9

* -CLINCHED DIVISION TITLE

WILD CARD STANDINGS

American League Division Leaders

Team	Wins	Losses	Pct.	GB
TAMPA BAY	96	66	.593	-
MINNESOTA	94	68	.580	-
TEXAS	90	72	.556	-

American League Wild Card Race

Team	Wins	Losses	Pct.	GB
z NEW YORK	95	67	.586	-
BOSTON	89	73	.549	6.0
CHICAGO	88	74	.543	7.0
TORONTO	85	77	.525	10.0

z -Clinched Wild Card

National League Division Leaders

Team	Wins	Losses	Pct.	GB
PHILADELPHIA	97	65	.599	-
CINCINNATI	91	71	.562	-
SAN FRANCISCO	92	70	.568	-

National League Wild Card Race

Team	Wins	Losses	Pct.	GB
z ATLANTA	91	71	.562	-
SAN DIEGO	90	72	.556	1.0
ST. LOUIS	86	76	.531	5.0
COLORADO	83	79	.512	8.0

z -Clinched Wild Card

AL Batting vs LHP

	AVG	AB	R	H	2B	3B	HR	RBI	SB	CS	TBB	SO	OBP	SLG
Red Sox	.274	1753	---	481	122	6	62	230	20	4	186	387	.345	.457
Tigers	.268	1434	---	385	86	9	42	187	9	5	164	306	.347	.429
Yankees	.268	1812	---	486	98	9	61	252	19	11	229	359	.357	.433
Twins	.268	1865	---	499	106	9	41	223	18	13	191	331	.336	.400
Rangers	.266	1561	---	416	79	4	36	185	15	13	137	294	.326	.391
Royals	.263	1382	---	364	66	4	27	144	23	14	120	207	.324	.376
Athletics	.259	1420	---	368	77	7	32	172	31	12	135	261	.326	.391
White Sox	.257	1302	---	334	59	4	48	177	31	7	125	210	.331	.419
Orioles	.248	1565	---	388	72	4	31	151	18	11	118	301	.303	.358
Rays	.248	1731	---	429	106	10	44	254	36	12	221	418	.337	.397
Indians	.247	1520	---	375	79	3	26	145	18	10	153	326	.321	.354
Angels	.243	1637	---	398	80	4	42	174	23	10	126	310	.299	.374
Mariners	.241	1596	---	384	62	4	26	133	30	6	130	362	.300	.333
Blue Jays	**.215**	**1202**	**---**	**258**	**56**	**2**	**46**	**134**	**7**	**9**	**110**	**300**	**.286**	**.379**
League Avg.	**.256**	**1675**	**---**	**428**	**88**	**6**	**43**	**197**	**22**	**10**	**165**	**336**	**.325**	**.392**

AL Batting vs RHP

	AVG	AB	R	H	2B	3B	HR	RBI	SB	CS	TBB	SO	OBP	SLG
Rangers	.280	4074	---	1140	189	21	126	555	108	35	374	692	.343	.429
Royals	.277	4222	---	1170	213	27	94	496	92	36	351	698	.333	.407
Twins	.276	3703	---	1022	212	32	101	526	50	15	368	636	.343	.432
White Sox	.271	4182	---	1133	204	17	129	533	129	67	342	712	.332	.420
Tigers	.268	4209	---	1130	222	23	110	530	60	25	382	841	.331	.411
Yankees	.266	3755	---	999	177	23	140	571	84	19	433	777	.346	.437
Red Sox	.265	3893	---	1030	236	16	149	552	48	13	401	753	.336	.448
Orioles	.264	3989	---	1052	192	17	102	426	58	23	306	755	.321	.397
Blue Jays	**.258**	**4293**	**---**	**1106**	**263**	**19**	**211**	**598**	**51**	**11**	**361**	**864**	**.320**	**.475**
Athletics	.255	4028	---	1028	199	23	77	447	125	26	392	800	.324	.373
Angels	.251	3851	---	965	196	15	113	482	81	42	340	760	.316	.397
Indians	.249	3967	---	987	211	17	102	456	73	23	392	858	.322	.388
Rays	.246	3708	---	914	189	27	116	515	136	35	451	874	.331	.406
Mariners	.233	3813	---	890	165	12	75	352	112	33	329	822	.297	.342
League Avg.	**.261**	**4283**	**---**	**1120**	**220**	**22**	**126**	**541**	**92**	**31**	**401**	**834**	**.328**	**.411**

AL Batting at Home

	AVG	AB	R	H	2B	3B	HR	RBI	SB	CS	TBB	SO	OBP	SLG
Rangers	.288	2770	430	798	136	13	93	404	55	27	264	453	.352	.447
Tigers	.282	2782	411	785	159	17	70	391	32	11	275	507	.348	.427
Twins	.282	2683	399	756	166	27	52	383	32	12	296	425	.354	.422
Royals	.280	2757	360	773	139	25	60	342	58	24	229	445	.337	.414
Yankees	.279	2710	473	755	146	16	115	453	51	12	318	544	.360	.472
Red Sox	.275	2756	419	757	189	7	98	395	29	8	301	558	.349	.455
White Sox	.272	2669	403	727	130	10	111	380	73	30	260	448	.343	.453
Orioles	.269	2750	322	740	137	7	72	307	35	18	215	498	.327	.403
Athletics	.261	2650	354	691	139	19	46	332	83	15	271	516	.332	.380
Blue Jays	**.254**	**2594**	**387**	**660**	**146**	**10**	**146**	**374**	**30**	**8**	**224**	**534**	**.316**	**.487**
Indians	.249	2688	326	669	146	13	64	299	47	15	285	589	.325	.384
Angels	.247	2680	319	662	131	6	69	310	48	22	232	525	.313	.378
Rays	.243	2607	351	633	124	19	78	337	88	27	330	613	.332	.395
Mariners	.235	2642	239	622	107	9	35	229	73	19	237	598	.301	.322
League Avg.	**.266**	**2902**	**399**	**771**	**153**	**15**	**85**	**379**	**56**	**19**	**287**	**557**	**.335**	**.417**

AL Batting on the Road

	AVG	AB	R	H	2B	3B	HR	RBI	SB	CS	TBB	SO	OBP	SLG
Royals	.267	2847	316	761	140	6	61	298	57	26	242	460	.325	.385
Twins	.265	2885	382	765	152	14	90	366	36	16	263	542	.328	.421
Rangers	.265	2865	357	758	132	12	69	336	68	21	247	533	.324	.391
White Sox	.263	2815	349	740	133	11	66	330	87	44	207	474	.321	.388
Red Sox	.261	2890	399	754	169	15	113	387	39	9	286	582	.330	.447
Yankees	.256	2857	386	730	129	16	86	370	52	18	344	592	.340	.402
Tigers	.255	2861	340	730	149	15	82	326	37	19	271	640	.322	.404
Athletics	.252	2798	309	705	137	11	63	287	73	23	256	545	.317	.376
Rays	.251	2832	451	710	171	18	82	432	84	20	342	679	.334	.411
Orioles	.250	2804	291	700	127	14	61	270	41	16	209	558	.305	.370
Angels	.250	2808	362	701	145	13	86	346	56	30	234	545	.309	.402
Indians	.248	2799	320	693	144	7	64	302	44	18	260	595	.318	.373
Blue Jays	**.243**	**2901**	**368**	**704**	**173**	**11**	**111**	**358**	**28**	**12**	**247**	**630**	**.308**	**.425**
Mariners	.236	2767	274	652	120	7	66	256	69	20	222	586	.295	.356
League Avg.	**.254**	**3056**	**377**	**777**	**155**	**13**	**84**	**358**	**59**	**22**	**279**	**612**	**.320**	**.396**

AL Batting with Runners On

	AVG	AB	R	H	2B	3B	HR	RBI	SB	CS	TBB	SO	OBP	SLG
Rangers	.287	2510	---	720	115	10	71	649	123	48	242	424	.347	.425
Royals	.283	2462	---	696	125	13	53	572	115	50	225	404	.341	.409
Twins	.282	2484	---	701	153	21	55	662	68	28	290	419	.354	.427
White Sox	.277	2347	---	649	119	11	75	608	160	74	213	404	.341	.432
Rays	.269	2369	---	638	139	22	62	671	172	47	325	528	.358	.425
Red Sox	.269	2488	---	669	189	7	92	663	68	17	317	521	.352	.461
Tigers	.267	2572	---	687	144	13	60	625	69	30	277	530	.338	.403
Yankees	.267	2569	---	685	131	22	91	713	103	30	352	534	.357	.441
Angels	.261	2249	---	586	116	10	74	575	104	52	217	423	.330	.420
Indians	.258	2364	---	609	132	7	62	535	91	33	263	488	.334	.398
Blue Jays	**.252**	**2176**	**---**	**549**	**137**	**9**	**110**	**585**	**58**	**20**	**201**	**456**	**.320**	**.475**
Athletics	.251	2430	---	611	118	12	44	554	156	38	259	480	.324	.364
Orioles	.251	2366	---	594	96	11	51	495	76	34	204	423	.312	.366
Mariners	.242	2192	---	530	87	6	48	432	142	39	228	471	.313	.353
League Avg.	**.266**	**2582**	**---**	**686**	**138**	**13**	**72**	**641**	**115**	**41**	**277**	**500**	**.337**	**.413**

AL Batting with Bases Loaded

	AVG	AB	R	H	2B	3B	HR	RBI	SB	CS	TBB	SO	OBP	SLG
Yankees	.344	186	---	64	10	0	10	187	0	0	21	43	.396	.559
Rangers	.341	129	---	44	10	0	4	117	0	0	10	17	.364	.512
Twins	.320	147	---	47	11	2	4	134	0	0	13	28	.339	.503
Angels	.297	111	---	33	11	0	5	102	0	0	10	19	.341	.532
Tigers	.277	148	---	41	12	0	1	111	0	0	11	33	.314	.378
Rays	.277	141	---	39	7	0	7	139	0	0	25	31	.365	.475
Indians	.273	132	---	36	6	0	7	102	0	0	8	34	.296	.477
Orioles	.267	105	---	28	5	0	2	79	0	0	10	27	.323	.371
White Sox	.266	109	---	29	3	2	5	84	0	0	10	20	.310	.468
Royals	.266	128	---	34	6	0	4	92	0	0	5	20	.273	.406
Red Sox	.262	145	---	38	9	0	7	117	0	0	11	32	.292	.469
Athletics	.262	145	---	38	7	0	2	101	0	0	9	29	.282	.352
Blue Jays	**.255**	**106**	**---**	**27**	**4**	**1**	**3**	**78**	**0**	**0**	**10**	**24**	**.310**	**.396**
Mariners	.200	115	---	23	3	0	3	68	0	1	7	30	.237	.304
League Avg.	**.282**	**131**	**---**	**37**	**7**	**0**	**4**	**107**	**0**	**0**	**11**	**27**	**.318**	**.427**

AL Batting, Pre All-Star Break

	AVG	AB	R	H	2B	3B	HR	RBI	SB	CS	TBB	SO	OBP	SLG
Royals	.282	3054	385	862	157	18	61	364	54	33	244	454	.337	.405
Rangers	.278	3053	453	849	152	14	90	426	71	30	292	564	.343	.425
Red Sox	.276	3067	481	845	211	13	118	462	30	10	340	618	.350	.468
Tigers	.275	2950	401	812	182	15	76	381	38	12	298	589	.344	.424
Twins	.271	2994	408	812	173	20	77	387	35	13	323	516	.343	.420
Yankees	.271	3015	469	817	152	21	99	448	51	17	356	571	.353	.434
Athletics	.262	3033	369	796	153	21	57	347	65	14	262	596	.324	.383
Orioles	.259	3029	324	784	138	10	76	305	42	21	245	573	.319	.386
White Sox	.257	2879	393	741	143	8	100	374	80	43	262	446	.327	.417
Rays	.256	2998	444	767	171	19	79	426	110	28	367	678	.341	.405
Angels	.253	3062	412	776	159	6	90	397	61	32	276	617	.319	.397
Indians	.245	2972	360	728	157	12	75	339	44	17	306	649	.321	.382
Blue Jays	**.240**	**3004**	**404**	**721**	**182**	**13**	**136**	**393**	**32**	**9**	**269**	**669**	**.306**	**.445**
Mariners	.238	2930	298	697	127	9	57	285	78	19	281	619	.307	.346
League Avg.	**.262**	**3002**	**400**	**786**	**161**	**14**	**85**	**381**	**56**	**21**	**294**	**582**	**.331**	**.410**

AL Batting, Post All-Star Break

	AVG	AB	R	H	2B	3B	HR	RBI	SB	CS	TBB	SO	OBP	SLG
White Sox	.279	2605	359	726	120	13	77	336	80	31	205	476	.337	.423
Twins	.275	2574	373	709	145	21	65	362	33	15	236	451	.338	.424
Rangers	.274	2582	334	707	116	11	72	314	52	18	219	422	.332	.411
Royals	.264	2550	291	672	122	13	60	276	61	17	227	451	.324	.392
Yankees	.262	2552	390	668	123	11	102	375	52	13	306	565	.346	.438
Tigers	.261	2693	350	703	126	17	76	336	31	18	248	558	.326	.405
Orioles	.260	2525	289	656	126	11	57	272	34	13	179	483	.312	.386
Red Sox	.258	2579	337	666	147	9	93	320	38	7	247	522	.325	.430
Blue Jays	**.258**	**2491**	**351**	**643**	**137**	**8**	**121**	**339**	**26**	**11**	**202**	**495**	**.320**	**.465**
Indians	.252	2515	286	634	133	8	53	262	47	16	239	535	.322	.375
Athletics	.248	2415	294	600	123	9	52	272	91	24	265	465	.325	.371
Angels	.242	2426	269	587	117	13	65	259	43	20	190	453	.301	.381
Rays	.236	2441	358	576	124	18	81	343	62	19	305	614	.323	.401
Mariners	.233	2479	215	577	100	7	44	200	64	20	178	565	.288	.332
League Avg.	**.257**	**2530**	**321**	**651**	**125**	**12**	**72**	**304**	**51**	**17**	**231**	**503**	**.323**	**.402**

AL PINCH HITTERS

	AVG	AB	R	H	2B	3B	HR	RBI	SB	CS	TBB	SO	OBP	SLG
Red Sox	.265	102	14	27	7	0	2	16	2	0	19	34	.382	.392
White Sox	.263	76	6	20	5	1	3	18	1	0	8	12	.341	.474
Rays	.245	147	28	36	9	1	5	39	2	0	23	44	.343	.422
Athletics	.236	89	13	21	1	1	3	18	1	0	14	29	.336	.371
Royals	.232	56	6	13	3	0	2	6	0	0	11	13	.353	.393
Tigers	.222	108	12	24	4	1	2	12	1	1	10	36	.315	.333
Rangers	.216	74	1	16	0	1	1	10	1	0	10	19	.306	.284
Mariners	.196	51	2	10	2	0	1	7	0	0	5	20	.259	.294
Indians	.171	70	3	12	2	0	1	9	0	1	8	21	.266	.243
Angels	.171	76	6	13	0	0	0	5	1	0	12	24	.297	.171
Twins	.162	74	3	12	4	1	2	6	0	0	9	26	.259	.324
Yankees	.155	97	5	15	2	0	2	12	0	0	14	34	.268	.237
Orioles	.131	61	3	8	2	0	2	7	0	0	5	24	.197	.262
Blue Jays	**.105**	**38**	**2**	**4**	**1**	**0**	**1**	**2**	**0**	**0**	**2**	**18**	**.150**	**.211**
League Avg.	**.203**	**79**	**7**	**16**	**3**	**0**	**1**	**11**	**0**	**0**	**10**	**25**	**.292**	**.278**

AL DESIGNATED HITTERS

	AVG	AB	R	H	2B	3B	HR	RBI	SB	CS	TBB	SO	OBP	SLG
Rangers	.304	622	92	189	29	1	28	127	7	5	34	76	.347	.489
Orioles	.278	565	81	157	30	3	31	85	2	2	67	125	.359	.506
Twins	.264	553	90	146	25	3	31	107	1	2	94	132	.368	.488
Red Sox	.263	577	89	152	40	1	32	108	0	1	91	151	.364	.503
Tigers	.259	609	84	158	35	5	8	68	10	2	74	104	.341	.373
Yankees	.256	587	82	150	31	1	25	83	5	2	68	152	.338	.440
Indians	.252	575	66	145	36	1	21	69	5	1	61	148	.333	.428
Royals	.252	580	74	146	31	2	22	78	3	1	59	120	.329	.426
White Sox	.247	566	75	140	24	3	18	65	11	8	65	113	.332	.396
Athletics	.246	552	70	136	30	1	15	74	4	2	75	172	.338	.386
Rays	.239	557	67	133	32	1	17	97	7	2	66	150	.323	.391
Blue Jays	**.237**	**599**	**66**	**142**	**34**	**4**	**22**	**68**	**6**	**1**	**43**	**153**	**.291**	**.417**
Angels	.231	559	59	129	27	1	17	72	1	2	71	122	.316	.374
Mariners	.194	582	55	113	20	1	21	60	6	1	55	169	.269	.340
League Avg.	**.251**	**577**	**75**	**145**	**30**	**2**	**22**	**82**	**4**	**2**	**65**	**134**	**.330**	**.425**

AL Starters Pitching

ERA	W	L	Sv	SvOp	GS	CG	IP	H	R	ER	HR	TBB	IBB	SO
Athletics	3.47	64	58	0	0	162	7	992.0	904	423	383	100	327	6	675
Mariners	3.83	46	72	0	0	162	11	1018.2	998	483	434	110	278	9	667
Rays	3.99	73	50	0	0	162	6	999.2	964	469	443	129	328	13	797
Angels	4.05	62	63	0	0	162	10	1013.1	998	489	456	116	332	14	762
Twins	4.17	73	50	0	0	162	9	995.2	1055	479	461	111	233	3	706
Red Sox	4.17	70	50	0	0	162	3	1011.1	980	517	469	89	383	10	833
Rangers	4.23	58	53	0	0	162	7	951.2	918	488	447	114	348	3	757
White Sox	4.26	64	54	0	0	162	6	1004.2	1045	500	475	97	304	18	705
Blue Jays	**4.30**	**63**	**51**	**0**	**0**	**162**	**5**	**958.2**	**945**	**492**	**458**	**99**	**345**	**10**	**783**
Yankees	4.35	72	50	0	0	162	3	973.0	949	500	470	131	352	18	753
Tigers	4.46	53	59	0	0	162	6	975.2	986	519	484	105	338	7	728
Indians	4.53	51	71	0	0	162	10	948.2	1020	527	478	98	362	18	585
Orioles	4.67	42	72	0	0	162	3	947.2	985	527	492	124	338	17	592
Royals	5.25	46	68	0	0	162	7	940.0	1033	580	548	119	348	11	654
League Avg.	**4.26**	**59**	**58**	**0**	**0**	**162**	**6**	**980.0**	**984**	**499**	**464**	**110**	**329**	**11**	**714**

AL Relief Pitching

	ERA	W	L	Sv	SvOp	GS	CG	IP	H	R	ER	HR	TBB	IBB	SO
Rays	3.33	23	16	51	67	0	0	454.0	383	180	168	46	150	21	392
Rangers	3.38	32	19	46	66	0	0	503.2	437	199	189	48	203	21	424
Yankees	3.47	23	17	39	57	0	0	469.1	400	193	181	48	188	19	401
Twins	3.49	21	18	40	58	0	0	457.0	438	192	177	44	150	16	342
White Sox	3.73	24	20	43	57	0	0	441.2	426	204	183	39	186	23	444
Athletics	3.75	17	23	38	51	0	0	439.2	411	203	183	53	185	23	395
Indians	3.83	18	22	34	50	0	0	484.1	457	225	206	49	210	18	382
Tigers	3.96	28	22	32	45	0	0	468.2	459	224	206	37	199	22	328
Angels	4.03	18	19	39	56	0	0	436.0	424	213	195	32	233	19	368
Blue Jays	**4.07**	**22**	**26**	**45**	**61**	**0**	**0**	**482.0**	**462**	**236**	**218**	**51**	**194**	**25**	**401**
Mariners	4.16	15	29	38	55	0	0	419.1	404	215	194	47	174	24	306
Red Sox	4.24	19	23	44	66	0	0	445.1	422	227	210	63	197	20	374
Orioles	4.44	24	24	35	62	0	0	488.2	523	258	241	62	182	28	415
Royals	4.46	21	27	44	65	0	0	496.2	520	265	246	57	203	17	381
League Avg.	**3.87**	**21**	**21**	**40**	**58**	**0**	**0**	**463.0**	**440**	**216**	**199**	**48**	**189**	**21**	**382**

AL Pitching at Home

	ERA	W	L	Sv	SvOp	GS	CG	IP	H	R	ER	HR	TBB	IBB	SO
Athletics	3.02	47	34	21	27	81	2	736.0	610	276	247	62	245	11	564
Mariners	3.37	35	46	21	27	81	5	747.0	668	304	280	69	224	15	510
Rays	3.42	49	32	26	32	81	3	743.0	646	294	282	84	234	19	626
Twins	3.53	53	28	22	29	81	3	739.0	748	313	290	64	189	8	530
Angels	3.55	43	38	21	31	81	5	754.0	692	322	297	68	276	14	600
Tigers	3.62	52	29	19	22	81	2	750.0	716	329	302	71	246	17	540
Rangers	3.65	51	30	21	35	81	3	748.0	704	339	303	81	264	10	592
Indians	3.84	38	43	18	25	81	6	741.0	726	354	316	70	268	12	486
Blue Jays	**4.07**	**45**	**33**	**21**	**27**	**78**	**3**	**714.0**	**692**	**348**	**323**	**81**	**249**	**11**	**610**
Yankees	4.22	52	29	19	28	81	1	730.0	688	366	342	108	269	18	581
Red Sox	4.25	46	35	20	27	81	1	743.0	722	393	351	71	288	12	604
White Sox	4.38	45	36	20	27	81	2	735.0	745	371	358	79	256	22	605
Royals	4.57	38	43	23	35	81	1	746.0	803	403	379	82	254	9	539
Orioles	4.66	37	44	16	31	81	1	747.0	788	414	387	106	259	24	544
League Avg.	**3.86**	**48**	**38**	**22**	**31**	**87**	**2**	**797.0**	**765**	**371**	**342**	**84**	**270**	**15**	**610**

AL Pitching on the Road

	ERA	W	L	Sv	SvOp	GS	CG	IP	H	R	ER	HR	TBB	IBB	SO
White Sox	3.80	43	38	23	30	81	4	711.1	726	333	300	57	234	19	544
Yankees	3.90	43	38	20	29	81	2	712.1	661	327	309	71	271	19	573
Athletics	4.13	34	47	17	24	81	5	695.2	705	350	319	91	267	18	506
Red Sox	4.14	43	38	24	39	81	2	713.2	680	351	328	81	292	18	603
Rays	4.17	47	34	25	35	81	3	710.2	701	355	329	91	244	15	563
Rangers	4.24	39	42	25	31	81	4	707.1	651	348	333	81	287	14	589
Blue Jays	**4.37**	**40**	**44**	**24**	**34**	**84**	**2**	**726.2**	**715**	**380**	**353**	**69**	**290**	**24**	**574**
Twins	4.39	41	40	18	29	81	6	713.2	745	358	348	91	194	11	518
Orioles	4.52	29	52	19	31	81	2	689.1	720	371	346	80	261	21	463
Mariners	4.53	26	55	17	28	81	6	691.0	734	394	348	88	228	18	463
Angels	4.58	37	44	18	25	81	5	695.1	730	380	354	80	289	19	530
Indians	4.79	31	50	16	25	81	4	692.0	751	398	368	77	304	24	481
Tigers	5.03	29	52	13	23	81	4	694.1	729	414	388	71	291	12	516
Royals	5.41	29	52	21	30	81	6	690.2	750	442	415	94	297	19	496
League Avg.	**4.42**	**39**	**48**	**21**	**31**	**87**	**4**	**757.0**	**769**	**400**	**372**	**86**	**288**	**19**	**570**

AL Pitching, Pre All-Star Break

	ERA	W	L	Sv	SvOp	GS	CG	IP	H	R	ER	HR	TBB	IBB	SO
Rays	3.59	54	34	27	32	88	4	792.2	721	339	316	94	256	17	652
Yankees	3.81	56	32	23	34	88	2	781.1	696	352	331	87	279	22	634
Athletics	3.85	43	46	20	28	89	2	790.2	741	365	338	93	289	18	609
Mariners	3.89	35	53	18	31	88	9	782.1	770	377	338	81	250	21	544
Rangers	3.97	50	38	28	39	88	5	791.1	738	379	349	90	321	11	631
White Sox	4.01	49	38	27	33	87	3	775.0	749	363	345	70	263	16	623
Twins	4.08	46	42	21	31	88	4	784.1	814	372	356	92	184	12	570
Tigers	4.29	48	38	22	27	86	2	757.2	755	390	361	65	296	15	552
Blue Jays	**4.30**	**44**	**45**	**23**	**33**	**89**	**2**	**792.0**	**756**	**407**	**378**	**82**	**306**	**22**	**664**
Red Sox	4.34	51	37	24	36	88	3	791.1	764	408	382	81	314	11	611
Angels	4.50	47	44	22	31	91	8	804.2	826	436	402	90	318	16	642
Indians	4.64	34	54	16	27	88	6	771.1	823	440	398	74	341	21	487
Royals	4.76	39	49	26	38	88	4	777.1	806	437	411	100	304	8	560
Orioles	4.99	29	59	18	31	88	1	771.1	863	466	428	101	303	29	516
League Avg.	**4.21**	**44**	**43**	**22**	**32**	**88**	**3**	**783.0**	**773**	**395**	**366**	**85**	**287**	**17**	**592**

AL Pitching, Post All-Star Break

	ERA	W	L	Sv	SvOp	GS	CG	IP	H	R	ER	HR	TBB	IBB	SO
Athletics	3.20	38	35	18	23	73	5	641.0	574	261	228	60	223	11	461
Angels	3.48	33	38	17	25	71	2	644.2	596	266	249	58	247	17	488
Twins	3.80	48	26	19	27	74	5	668.1	679	299	282	63	199	7	478
Indians	3.89	35	39	18	23	74	4	661.2	654	312	286	73	231	15	480
Rangers	3.89	40	34	18	27	74	2	664.0	617	308	287	72	230	13	550
Mariners	3.98	26	48	20	24	74	2	655.2	632	321	290	76	202	12	429
Rays	4.02	42	32	24	35	74	2	661.0	626	310	295	81	222	17	537
Red Sox	4.02	38	36	20	30	74	0	665.1	638	336	297	71	266	19	596
Orioles	4.13	37	37	17	31	74	2	665.0	645	319	305	85	217	16	491
Blue Jays	**4.13**	**41**	**32**	**22**	**28**	**73**	**3**	**648.2**	**651**	**321**	**298**	**68**	**233**	**13**	**520**
White Sox	4.20	39	36	16	24	75	3	671.1	722	341	313	66	227	25	526
Tigers	4.31	33	43	10	18	76	4	686.2	690	353	329	77	241	14	504
Yankees	4.36	39	35	16	23	74	1	661.0	653	341	320	92	261	15	520
Royals	5.23	28	46	18	27	74	3	659.1	747	408	383	76	247	20	475
League Avg.	**4.05**	**36**	**36**	**18**	**26**	**73**	**2**	**660.0**	**651**	**321**	**297**	**72**	**231**	**15**	**503**

Blue Jays History

Pat Hentgen

HISTORY OF TORONTO BLUE JAYS

1976 . . . March 26, American League votes to expand to Toronto, awarding franchise to group consisting of Imperial Trust, Ltd., Labatt's Breweries, and the Canadian Imperial Bank of Commerce... June 18, Franchise fee of $7 million (US) determined and Metro Baseball, Ltd., appoints Peter Bavasi, Executive Vice-President and General Manager of new franchise... August 12, Directors select "Blue Jays" from over 4,000 names and 30,000 entries in a "Name the Team" contest... August 25, Blue Jays announce Dunedin, Florida as new spring training site... September 22, Roy Hartsfield appointed field manager for inaugural season... October 8, Club reveals distinctive "Blue Jays logo", as season ticket sales begin... October 22, Blue Jays acquire first player in the purchase of catcher Phil Roof from the Chicago White Sox... November 5, Blue Jays announce first trade at conclusion of expansion draft, sending Al Fitzmorris to Cleveland for catcher Alan Ashby and infielder outfielder Doug Howard.

1977 . . . March 11, Blue Jays defeat New York Mets 3-1 at Dunedin, Florida, in first spring training game... April 7, 44,649 fans brave snow and freezing temperatures as Major League baseball makes a successful debut in Toronto... Doug Ault becomes an instant hero hitting two home runs in Blue Jays 9-5 win over the Chicago White Sox... August 9, Blue Jays defeat Minnesota 6-2 in front of 23,450 fans, which pushes the home attendance to 1,219,551 and establishes a new attendance record for a first-year expansion club after only 50 home dates... September 10, Roy Howell drives in nine runs with five hits, including two home runs and two doubles as the Blue Jays inflict a 19-3 loss on the New York Yankees. Jays' total is most runs scored against the Yankees in New York in over a half century... September 15, Blue Jays awarded 9-0 forfeit win over Baltimore Orioles as Orioles' manager Earl Weaver removes team from field in fifth inning... October 2, Blue Jays complete their first year with a 54-107 record with 1,701,052 fans having made their way to Exhibition Stadium to see the team in their inaugural season... November 24, Board of Directors name Peter Bavasi, President and Chief Operating Officer of Toronto Blue Jays Baseball Club.

1978 . . . April 22, Jim Clancy gets credit for a 4-2 Jacket Day win over the Chicago White Sox in front of 44,327 including Prime Minister Pierre Trudeau and in doing so helps his own cause by starting the Blue Jays first ever triple play... June 26, Blue Jays explode for 24 runs on 24 hits en route to a 24-10 shellacking of the Baltimore Orioles.

1979 . . . September 23, Blue Jays complete their home schedule and announce an expansion attendance record total of 4,695,288 fans have come to see Blue Jays baseball in the first 3 seasons... October 18, Bobby Mattick named Field Manager for the 1980 season... November 26, Alfredo Griffin named co-winner of the American League's Rookie of the Year Award... December 2-7, Blue Jays play host to the first Winter Meetings held outside the United States since 1936.

1980 . . . September 12, Blue Jays defeat Baltimore 7-5 to win their 60th game of the season and in doing so set a new club record for victories in a single season... September 26, continuing to break all records for expansion teams, the Blue Jays reach the 6 million mark in home attendance.

1981 . . . October 7, Bobby Mattick resigns as Field Manager to become Executive Coordinator, Baseball Operations... October 15, Bobby Cox, former Atlanta Braves Manager (1978-81), named Blue Jays Manager for the 1982 season... November 24, Peter Bavasi, President & Chief Operating Officer resigns.

1982 . . . July 22, N.E. Hardy appointed Chief Executive Officer... Club establishes an American League record for the fewest games behind an American league leader for a last place club (17) since divisional play started in 1969... Toronto wins 78th game to tie Cleveland for sixth place, the first season that the club did not finish in 7th place.

1983 . . . May 23, Lloyd Moseby becomes third consecutive Blue Jays player to capture AL Player of the Week honours (others being Luis Leal and Dave Stieb) marking only the second time in league history that one club had captured the honour for three consecutive weeks... July 4, Blue Jays lead the AL East at the All-Star break, a club first... September 19, Lloyd Moseby becomes first Blue Jays player to score 100 runs... September 20, Willie Upshaw becomes first Blue Jays player to drive in 100 runs... October 2, Blue Jays finish season at 89-73, good for 4th place, 9 games back, and also the first time the franchise had finished with an above .500 record.

1984 . . . April 17, Blue Jays set a new team record with 9,104 season tickets sold... June 2, Blue Jays win their 19th one-run game in a row... August 5, Blue Jays steal seven bases in a 5-3 win at Baltimore... August 5, Cliff Johnson sets a new Major League record with his 19th career pinch-hit home run... September 2, Blue Jays reach 22-games over .500 (79-57) for the first time in club history... September 19, Blue Jays become the 18th Major League franchise to surpass the two million mark in home attendance... September 23, Blue Jays draw 2,110,009 at home, a new franchise mark... September 29, Blue Jays clinch second place, their highest standing ever.

1985 . . . April 16, Blue Jays place an 11,500 ceiling on season tickets... May 20, Blue Jays gain sole possession of 1st place, a position they would not relinquish for the remainder of the season... June 8-9, Blue Jays draw back-to-back 40,000 fan home crowds for the first time ever... June 27, Blue Jays surpass one million mark in home attendance, the earliest date ever... July 27, Blue Jays average home attendance, surpasses the 30,000 mark for the first time ever... September 12-15, Blue Jays and Yankees set an AL record for a 4-game series with 214,510 fans in attendance... September 29, Blue Jays move to a club record 41-games over .500 (98-57)... October 4, 47,686 see the Blue Jays play New York - a new club attendance mark... October 5, Blue Jays captured first division title (American League East)... October 6, Blue Jays final attendance reaches 2,468,925 fans at home, a new club mark... October 25, Jimy Williams succeeds Bobby Cox as manager.

1986 . . . Blue Jays place a ceiling of 14,000 on season tickets in celebrating their 10th anniversary season... July 10, Damaso Garcia becomes the first player to register 1000 hits in a Blue Jays uniform... July 28, Jim Clancy becomes the first pitcher to record 100 wins in a Blue Jays uniform... September 22, Tony Fernandez becomes the first Blue Jays player to reach the 200 hit mark in one season, while he and Jesse Barfield become the first Blue Jays to win a Rawlings Gold Glove for defensive excellence.

1987 . . . June 2, Blue Jays embark on a club record 11-game win streak... July 1, Blue Jays set a Club Record when a Canada Day crowd of 47,828 fans see the Yankees... July 14, George Bell participates in the All-Star Game and is the first Blue Jay ever selected by the fans... September 14, Ernie Whitt becomes the second Blue Jays player to have a 3 home run game as Blue Jays set a Major League Record with 10 home runs in a game vs. the Orioles... September 30, Blue Jays final home attendance reached 2,778,429, the most ever for an AL East team and the Club led the AL in attendance for first time ever... November 17th, George Bell named AL MVP... December 8th, George Bell is named the ML Player of the Year by The Sporting News.

1988 . . . April 3, George Bell becomes the first Major Leaguer to hit 3 home runs on Opening Day... May 31, Dave Stieb tosses his first career one-hitter, defeating Milwaukee 9-0... July 12, Dave Stieb makes his sixth All-Star game appearance, placing him tied for 7th place on the All-time pitchers list... September 5, George Bell is named AL Player of the Week for the period ending September 4 and in doing so was the only league player to be twice

honoured in 1988... September 30, Dave Stieb became the sixth modern ML pitcher to toss consecutive one-hitters.

1989 . . . January 10, Paul Beeston named President of the Blue Jays... April 16, Kelly Gruber becomes the first franchise player to hit for the cycle against Kansas City at Exhibition Stadium... May 15, Jimy Williams is dismissed as manager, replaced on an interim basis by Cito Gaston... First managerial change in franchise history to take place during a season... May 28, Blue Jays play their final game at Exhibition Stadium, defeating Chicago 7-5... May 31, Cito Gaston is named as the fifth manager in franchise history... Blue Jays place a ceiling of 26,000 season tickets at SkyDome... June 5, Blue Jays lose 5-3 to Milwaukee in the club's first game at SkyDome... August 31, Blue Jays defeat Chicago 5-1 to move into a first place tie with Baltimore... They would remain in first place for the remainder of the season... September 16, 49,501 watch the Blue Jays defeat the Indians as the Blue Jays set a new American League record for home attendance... September 30, Blue Jays defeat Baltimore 4-3 to capture their second division title in five seasons... October 8, Blue Jays draw 50,024 for Game 5 of the ALCS marking the 41st consecutive sellout at SkyDome.

1990 . . . April 10, the Blue Jays begin their first full season at SkyDome... June 29, Dave Stewart of Oakland pitches the first No-Hitter in Toronto and at the SkyDome... August 18, Mr. R. Howard Webster, the Blue Jays' Honourary Chairman passes away at age 80... September 2, Dave Stieb pitches the club's first No-Hitter vs. the Cleveland Indians at Cleveland... September 19, with a crowd of 49,902, the Blue Jays set a Major League season attendance record; breaking the old record set by the L.A. Dodgers in 1982... December 5, the Blue Jays make a blockbuster trade with San Diego, trading Tony Fernandez and Fred McGriff for Roberto Alomar and Joe Carter... December 14, Mr. N.E. Hardy steps down as the Blue Jays' Chairman of the Board and CEO and is appointed Honourary Chairman as Mr. William R. Ferguson is named Chairman of the Board and Mr. P.N.T. Widdrington is appointed Vice-Chairman and Chief Executive Officer.

1991 . . . May 1, in Texas; Nolan Ryan tosses his seventh career No-Hitter (first vs. Blue Jays)... July 1, Joe Carter named American League Player of the Month for June (.352, 11 HR, 29 RBI)... July 9, 52,382 fans watch the 62nd All-Star Game in Toronto as the American League defeated the National League 4-2... Toronto pitcher Jimmy Key was credited with the win... Henke sets a Major League mark for consecutive saves with 25... October 2, Toronto clinches the AL East with a come-from-behind 6-5 win over the Angels at SkyDome in the final game of the regular season... Toronto also surpasses 4-million mark in attendance, becoming the first club ever to break 4-million (4,001,526)... October 31, John Labatt Limited purchases portion of club owned by Imperial Trust and thus obtained a 90% ownership of the club (10% Canadian Imperial Bank of Commerce)... December 13, Mr. Peter N.T. Widdrington is appointed Chairman of the Board for the Blue Jays and Mr. Paul Beeston is appointed Chief Executive Officer.

1992 . . . April 6, the Blue Jays open the season in Detroit with newly acquired pitcher, Jack Morris setting a Major League record with his 13th consecutive Opening Day start. He tosses a complete game as Toronto wins 4-2... September 24, Dave Winfield sets a Blue Jays record for home runs by a DH with his 23rd and becomes the oldest player in ML history to register 100 or more RBI in a season... October 3, Juan Guzman gets the win as the Blue Jays clinch their fourth AL East Title... October 4, with a crowd of 50,421 the Blue Jays surpass the 4-million mark in home attendance for the second straight season and set a new ML attendance record with 4,028,318 fans... October 14, Toronto defeats the Athletics in six games earning their first ever World Series berth... October 17, Toronto plays their first ever World Series game, losing 3-1 to the Braves... October 24, the Blue Jays emerge victorious over Atlanta in 11 innings capturing the World Series and thus becoming the first Canadian team to win the Commissioner's Trophy.

1993 . . . July 13, at Baltimore, a record tying seven Blue Jays are selected to the All-Star team, managed by Cito Gaston (Alomar, Carter, Hentgen, Molitor, Olerud, Ward, White)... July 31, Blue Jays acquire leadoff man Rickey Henderson from the A's... August 2, the last day that John Olerud would be batting .400- average dipped to a season ending .363, becoming the first ever Blue Jay to win a batting title... September 26, Blue Jays break their own American League attendance record with a crowd of 50,518 to push the year's home attendance to 4,057,947... September 27, Toronto clinches AL East title with a 2-0 win in Milwaukee as Pat Hentgen wins his 19th game... October 3, Roberto Alomar goes 3-5 to move into third place (.326) in the AL batting race to finish behind teammates John Olerud (.363) and Paul Molitor (.332)... It is the first time in 100 years that teammates had finished 1-2-3 in the batting race... October 12, Toronto defeats the Chicago White Sox 6-3 in the sixth game of the ALCS to win their second straight AL pennant and advance to the World Series against Philadelphia... October 23, in Game Six of the World Series, the Blue Jays led by Joe Carter's 3-run home run in the bottom of the ninth, defeat the Phillies 8-6 at SkyDome to become the first team since 1977-78 Yankees to capture back-to-back World Series Championships.

1994 . . . May 1, Joe Carter named AL Player of the Month after setting Major League record for RBI in April with 31... May 20, Toronto extends managerial contract of Cito Gaston through the 1996 season... Same day, team President and CEO Paul Beeston is named Canada's Baseball Man of the Year for 1993 by Toronto and Montreal BBWAA... June 7, Manager Cito Gaston receives Honourary Doctor of Laws Degree from University of Toronto... August 11, Toronto defeats the New York Yankees 8-7 in 13 innings, in what would be the final game of 1994... August 12, Major League players strike begins... September 14, Office of the Commissioner announces that the remainder of the 1994 season will not be completed... October 14, Gord Ash named Vice-President and General Manager effective October 31... October 31, Pat Gillick steps down as General Manager of the Toronto Blue Jays.

1995 . . . April 26, The strike-delayed season begins at home with a 13-1 pounding of Oakland, in which the Blue Jays, in front of their only sell-out crowd of the season, set a new club record scoring 11 times in the second inning... July 4, Roberto Alomar saw his string of 484 errorless chances come to an end with an error in a game in California. The 484 chances without an error was a new Major League record and the string of 104 games without an error established a new American League standard.

1996 . . . January 16, Blue Jays Howard Starkman awarded Robert O. Fishel Award for Public Relations excellence in Major League Baseball... April 1, Blue Jays begin 20th season of play with a 9-6 win over Oakland in Las Vegas... April 9, Blue Jays honour George Bell and Dave Stieb as the first two players enshrined on the "Level of Excellence" as part of 20th season home opening festivities... May 1, Juan Guzman named AL Pitcher of the Month for April... September 14, Blue Jays present first annual Bobby Mattick and Al LaMacchia Awards for excellence in Player Development and Scouting respectively... Rocket Wheeler captured the inaugural Bobby Mattick Award while Duane Larson captured the Al LaMacchia Award... September 3, Pat Hentgen captures consecutive AL Pitcher of the Month Awards, winning in July and August... November 14, Blue Jays complete largest trade in club history, a nine player deal with the Pittsburgh Pirates in which the club acquires IF Carlos Garcia, OF Orlando Merced and LHP Dan Plesac... November 12, Pat Hentgen is named the American League Cy Young Award winner... November 19, Toronto Blue Jays unveil new logo and uniforms, the first logo change in club history... December 13, Blue Jays sign free agent pitcher Roger Clemens to a three-year deal.

1997 . . . June 13, Blue Jays play first inter-league game in Philadelphia, losing 4-3 to the Phillies... June 31, Blue Jays play first ever-regular season game with the Montreal Expos, three game series in SkyDome highlighted by July 1, Canada Day match-up... July 22, Paul Beeston, President and Chief Executive Officer of the Toronto Blue Jays

resigns from position and accepts post with Major League Baseball as President and Chief Operating Officer... September 24, Blue Jays manager Cito Gaston relieved of his duties, Mel Queen appointed interim manager for the rest of the season... November 10, Roger Clemens named as American League Cy Young Award winner, his fourth and the second straight by a Blue Jay... November 24, Tim Johnson appointed as Manager of the Toronto Blue Jays.

1998 . . . March 2, Gord Ash is promoted from Vice-President to Executive Vice President, Baseball and General Manager... June 17, Dave Stieb completes comeback from retirement and first pitches on June 18 in Baltimore... July 4, Tony Fernandez becomes the franchise leader in hits collecting his 1,320 hit as a Blue Jay off Dennis Springer of Tampa Bay... July 5, Roger Clemens becomes the 11th pitcher to record 3000 career strikeouts after fanning Tampa Bay's Randy Winn... September 1, Roger Clemens named AL Pitcher of the Month in August... September 4, Shawn Green becomes just the ninth player in the history of the American League, and the first Blue Jay, to hit 30 home runs and steal 30 bases in the same season... November 16, Roger Clemens named American League Cy Young Award winner for the second consecutive season, his fifth and the third in club history... November 3, Club names Dave Stewart as Assistant General Manager.

1999 . . . January 29, Sam Pollack retires as Chairman and CEO of the Blue Jays... Gord Ash appointed President of Baseball Operations... Bob Nicholson appointed Executive Vice President and Chief Operating Officer... February 20, traded RHP Roger Clemens to the New York Yankees in exchange for LHP David Wells, 2B Homer Bush and LHP Graeme Lloyd... March 17, Jim Fregosi replaces Tim Johnson as manager... April 30, minor league catching instructor Ernie Whitt announced as Manager of Canada's Baseball team for the 1999 Pan-Am games... July 4, Pat Hentgen becomes fourth Blue Jays pitcher to post 100 wins... July 30, Blue Jays honour Joe Carter and Cito Gaston with their appointments to the Level of Excellence... September 17, Tony Fernandez becomes franchise leader in games after playing in his 1,393 game as a Blue Jay... October 2, Billy Koch records his 31st save which is an AL rookie record and second in the majors.

2000 . . . June 25 set a new franchise record with home runs in 23 consecutive games... July 8, David Wells sets club record for most wins at the All-Star break with 15 and is named as the starting pitcher for the AL All-Star team... Blue Jays become the first team in Major League history to have four players with 20 or more home runs at the All-Star break (Delgado-28, Batista-24, Mondesi-22, Cruz-20)... September 1, Rogers Communications Inc. purchases 80% of the Toronto Blue Jays Baseball Club with Labatt's maintaining 20% interest, while CIBC relinquishes it's 10% share... Paul Godrey is named President and CEO of the Toronto Blue Jays... September 18, Carlos Delgado sets new club record for RBI with 135... September 25, Todd Greene hits his 4th home run and the club's 134th at home to set a new AL club record for most home runs in one season at home... The Blue Jays finish the season with a franchise record 244 home runs... October 10, Manager Jim Fregosi's contract was not renewed... Carlos Delgado named as the AL Hank Aaron Award winner... Blue Jays launch 25th season logo... October 23, Carlos Delgado named as the "Sporting News Player of the Year"... October 31, Tim Wilken named Vice President, Baseball... November 3, Buck Martinez named as Manager of the Blue Jays.

2001 . . . April 1, Blue Jays open the season in Puerto Rico with an 8-1 victory over the Texas Rangers for manager Buck Martinez's first career win... April 17, Raul Mondesi becomes the first Blue Jay player to pull off a straight steal of home plate... April 19, played the longest game in club history vs. the Yankees, 5:57 in a 6-5 loss in 17 innings... May 11, Carlos Delgado hits his 204th home run to take over as the franchise leader from Joe Carter (203)... June 15, Tony Fernandez returned to Toronto as a Blue Jay for the fourth time... August 13, The Blue Jays 25th Anniversary All-Time Roster is announced, 1B Carlos Delgado, 2B Roberto Alomar, SS Tony Fernandez, 3B Kelly Gruber, LF George Bell, CF Devon White, RF Joe Carter, C Ernie Whitt, RH starter Dave Stieb, LH starter Jimmy Key, Closer Tom Henke, DH Paul Molitor, utility player Rance Mulliniks and Manager Cito Gaston... August 17, Jeff Frye becomes the second Blue Jay to hit for the cycle with Kelly Gruber, the other Blue Jay to hit for the cycle, in attendance... September 23, Blue Jays induct Tony Fernandez into the Level of Excellence, Fernandez retired following the season as the franchise leader in games, at-bats, hits, doubles and triples... October 1, Senior-Vice President, Baseball Operations and General Manager Gord Ash is relieved of his duties with the club... November 14, J.P. Ricciardi is named Senior Vice-President, Baseball Operations and General Manager, the fourth general manager in club history.

2002 . . . May 29, Carlos Delgado takes over the franchise lead in RBI at 741... June 3, Blue Jays name Carlos Tosca as the ninth manager in club history replacing Buck Martinez, second mid-season managerial change in club history... July 3, Eric Hinske named as American League Rookie of the Month for June, first Blue Jay to win the award which began in the 2002 season... August 4, Carlos Delgado is forced out of the line-up due to injury to end club record 432 consecutive games played... August 7, Pat Gillick is enshrined in the Blue Jays Level of Excellence... August 19, Blue Jays win 2000th game in franchise history, 2-0 vs. KC... August 30, Major League Baseball and the Players Association agree to a Collective Bargaining Agreement hours before a work stoppage was set to begin... Josh Phelps named as American League Rookie of the Month after recording a league leading 30 RBI in August, would also capture the award for the month of September... September 18, Vernon Wells named as Blue Jays Roberto Clemente Award winner... October 8, Blue Jays Senior Vice-President of Baseball Operations and General Manager JP Ricciardi agrees to a five-year contract through the 2007 season... October 15, Tony LaCava named as Assistant to the General Manager... November 4, Eric Hinske elected as the American League winner of the Jackie Robinson Rookie of the Year Award.

2003 . . . February 27, Blue Jays honour former manager by dedicating the Bobby Mattick Training Centre at Engelbert Complex in Dunedin, Florida... March 31, Blue Jays drop season opener to the New York Yankees 8-4 before 50,119 fans, largest crowd for a home opener since 1995... April 29, 48,097 fans turn out in response to a special offer of $1 tickets from Blue Jays owner Ted Rogers and Rogers Communications Inc., providing the City of Toronto with a rallying point for civic pride in the face of SARS... May 25, Blue Jays defeat the New York Yankees 5-3 completing the first ever four-game sweep in Yankee Stadium... May 31, Blue Jays defeat the Boston Red Sox 10-7 to set a club record for the most wins in a single calendar month and the best monthly record in Club history at 21-8... June 15, Reed Johnson becomes fourth player in Major League history to hit a leadoff and walkoff home run in the same game in a 5-4 win over the Chicago Cubs... June 29, Carlos Delgado collects 34th RBI in June, the highest monthly total by a Blue Jay... July 2, Carlos Delgado voted to start in 2003 All-Star Game, the first Blue Jay selected in fan balloting since 1994... July 6, Roy Halladay and Vernon Wells named to American League All-Star team in first-ever vote by American League players... July 13, Carlos Delgado hits All-Star break with 97 RBI, third-highest total at the break in Major League history... July 27, Roy Halladay matches Club record with 15th consecutive win, in a streak covering 18 starts... September 2, Blue Jays unveil new logo at reception in downtown Toronto... September 25, Carlos Delgado becomes first Blue Jay and 15th player in baseball history to hit four home runs in a game in a 10-8 win over Tampa Bay... Delgado's second home run of the night marks the 300th of his career, making him the 98th player in Major League history to hit the plateau... September 27, Roy Halladay sets a new Club record with his Major League-leading 22nd win in a 5-4 victory over Cleveland... September 28, Carlos Delgado finishes season with 145 RBI, while Vernon Wells ends year with 215 hits, both numbers set Blue Jays records and lead the Major Leagues... November 11, Roy Halladay honoured with 2003 AL Cy Young Award, third Blue Jays hurler along with Roger Cle-

mens and Pat Hentgen to be so honoured... December 3, Blue Jays sign first ever Taiwanese-born player, agreeing to minor league contract with 18-year-old pitcher Chi-Hung Cheng.

2004 . . . January 22, team owner Ted Rogers presides over a news conference announcing a new four-year contract for Cy Young-winner Roy Halladay... May 1, Frank Catalanotto sets a new Club record collecting six hits in a 10-6 win over the White Sox in Chicago... June 3, Blue Jays radio voice Tom Cheek takes leave from his duties after the sudden passing of his father, ending his remarkable streak of broadcasting 4,306 consecutive regular season Blue Jays games beginning with the Club's first game in 1977... July 12, 2003 first round draft pick Aaron Hill named as MVP of the All-Star Futures Game... July 24, former Cy Young-winner Pat Hentgen elects to retire, ending a 14-year career including ten years at the Major League level with the Blue Jays... July 25, Carlos Delgado clubs a three-run homer in a 5-3 win over Tampa Bay, giving him 1000 RBI for his career... August 8, Manager Carlos Tosca relieved of his duties and replaced on an interim basis by first base coach John Gibbons after an 8-2 loss in New York to the Yankees... August 23, Ted Lilly sets a pair of Club records in a 3-0 complete game win over the Boston Red Sox, collecting 13 strikeouts, the most ever by a Blue Jays lefthander, and 6 consecutive strikeouts... August 29, Tom Cheek inducted into Blue Jays' Level of Excellence, the seventh person but just the second member of non-uniformed personnel so honoured... The final day of the regular season is overshadowed by the news of the passing of Blue Jays pitcher and broadcaster John Cerutti... October 4, Blue Jays appoint interim manager John Gibbons to full-time posting, becoming the tenth manager in Club history... November 2, Vernon Wells named as one of the 2004 recipients of the Rawlings Gold Glove Award, becoming the seventh Blue Jay so honoured... November 29, Blue Jays reach an agreement to purchase SkyDome from Sportsco International for $25 million (CDN)... December 7, Blue Jays decline to offer salary arbitration to All-Star first baseman Carlos Delgado, effectively ending his 16-year involvement with the organization... December 16, Blue Jays Vice President of Baseball Operations Bobby Mattick, one of the Club's original employees passes away at 89 after suffering a stroke.

2005 . . . February 2, Blue Jays close deal to purchase SkyDome, renaming it as Rogers Centre... Team owner Ted Rogers makes a commitment to an increased player payroll, $210 million (US) over three seasons, and improvements to the fan experience in stadium in the forms of a state of the art scoreboard and video display system from Daktronics and a brand new playing surface from FieldTurf... February 11, former Chairman of the Board Peter Widdrington passes away from sudden heart attack... April 4, the Blue Jays open the new season with a 5-2 win in Tampa Bay, with Tom Cheek calling back-to-back home runs from Orlando Hudson and Vernon Wells in his final appearance in the Blue Jays broadcast booth... April 8, the Blue Jays fall 6-5 to the Boston Red Sox in the team's 29th home opener, in front of 50,560 fans, the largest crowd ever for a home opener... April 12, the Jays Shop at Yonge & Dundas opens... April 27, manager John Gibbons is given a two-year contract extension running through the end of the 2007 season... July 28, Orlando Hudson singled to score the winning run in a 1-0 win over the Angels ending an 18-inning 4 hour 50 minute affair, the longest game in Club history... August 11, Canada's Sports Hall of Fame announces the creation of the Tom Cheek Media Leadership Award, intended to recognize members of the media who play a vital role in promoting Canadian sport in an extraordinary and enduring way; Cheek, the longtime Jays radio voice, is named as the award's first recipient... October 2, Gustavo Chacin collects his 13th win, the most ever by a Blue Jays rookie starter... October 2, the Club finishes the season with a paid attendance of 2,014,995, the first time the Blue Jays surpassed the two million plateau since 1999... October 6, longtime scout Sal Butera is named as Special Assistant to the General Manager... October 9, the Blue Jays are joined in mourning across Canada after radio legend Tom Cheek passes away after a lengthy battle with brain cancer... October 17, former coach and executive Al Widmar passes away at 80 from colon cancer... November 1, Orlando Hudson and Vernon Wells are named as recipients of Rawlings Gold Glove Awards for defensive excellence in 2005... December 6, J.P. Ricciardi's contract extended through 2010.

2006 . . . January 12, Blue Jays' bench coach, Ernie Whitt, was named Manager of Team Canada in the World Baseball Classic... March 16, the Blue Jays announce the signing of RHP Roy Halladay to a three-year, $40 million contract extension for the 2008, 2009, 2010 seasons... March 29, the Jays announce Shirley Cheek, wife of the late Tom Cheek, to throw out the ceremonial first pitch on Opening Night at Rogers Centre... May 29, the Jays Care Foundation issued $116,500 in grants to 13 different charities & programs supporting children & youth initiatives in the community... June 20, Ozzie Guillen, AL manager for the All-Star Game, named Toronto manager John Gibbons as one of his coaches for the event... July 11 at the All-Star Game in Pittsburgh, the Blue Jays sported five players on the AL squad: Roy Halladay, B.J. Ryan, Vernon Wells, Troy Glaus & Alex Rios (injured & did not play)... It represented the most Jays selected since 1993 when seven Toronto players were named to the AL team... Oct. 1, Toronto completed the season going 87-75 finishing 2nd in the AL East... It was the 1st time Toronto had placed higher than 3rd since finishing 1st & winning the World Series in 1993... November 2, Vernon Wells captures his 3rd straight Gold Glove Award (2004-2006)... December 18, Blue Jays sign All-Star Outfielder Vernon Wells to a seven-year contract worth 126 million dollars (US).

2007 . . . January 25, signed Japanese RHP Tomo Ohka, marking the first Japanese-born player to appear in a Major League game for the Toronto Blue Jays... February 22, Manager John Gibbons agreed to a contract extension through the 2008 season... March 22, agreed to four-year contracts through the 2010 seasons with both Rogers Sportsnet and TSN... May 21, Blue Jays played the Baltimore Orioles in the annual Hall of Fame Game in Cooperstown... May 29, agreed to a two year television broadcast deal with the CBC for the 2007 & 2008 seasons... June 28 vs. Minnesota, Frank Thomas hits his 500th career home run, becoming the 21st ML player to do so... August 15, Blue Jays organization mourns the loss of Sam Pollock, an active member of the Board of Directors for the Jays Care Foundation and hockey legend who passed away... October 17, announce that Tony LaCava has been promoted to the position of Assistant General Manager, Player Personnel... Completed the '07 season with the highest home attendance since 1998 (2,454,283).

2008 . . . April 4, former Blue Jay second baseman Roberto Alomar was inducted into the Toronto Blue Jays Level of Excellence... May 5, the Blue Jays inducted Paul Beeston into the Toronto Blue Jays Level of Excellence... June 20, fire John Gibbons as Blue Jays manager & replace him with former Toronto skipper, Cito Gaston... August 21, officially unveiled the Sam Pollock Memorial Baseball Diamond dedicated in honour of the Canadian sport legend and past Chairman and CEO of the Toronto Blue Jays... September 22, Blue Jays signed a two-year player development contract with the Las Vegas 51s of the Pacific Coast League ending their 32 year relationship with Syracuse... September 25, extend Manager Cito Gaston contract through the 2010 season... September 29, Paul Godfrey steps down as President & CEO of the Toronto Blue Jays... September 30, signed all the coaches on Cito Gaston's 2008 staff to two-year contracts for the 2009 and 2010 seasons... October 14, Paul Beeston appointed CEO of the Toronto Blue Jays on an interim basis.

2009 . . . April 2, Rogers Centre and Aramark announce upgrades and enhancements to the dining experience at Rogers Centre... August 6-8, Blue Jays host back-to-back '92 & '93 World Series reunion... October 3, Rogers Communications announce that J.P. Ricciardi will be leaving his position as Senior Vice President, Baseball Operations & General Manager of the Toronto Blue Jays... Alex Anthopoulos, Vice President, Baseball Operations & Assistant General Manager fills the role commencing on that day of

October 3... October 9, Blue Jays made changes to their scouting department; Andrew Tinnish appointed Director Amateur Scouting, Perry Minasian appointed Director of Professional Scouting, Jon Lalonde named Professional Scout... October 26, Blue Jays name both Mel Didier and Mel Queen to the positions of Senior Advisor, Player Development... October 27, Paul Beeston appointed CEO of the Toronto Blue Jays and Rogers Centre... October 30, Blue Jays announce that Cito Gaston has signed a four-year consulting agreement to begin in 2011 after choosing to retire from managing following the 2010 season...November 12, Adam Lind & Aaron Hill named AL Silver Slugger award winners... The duo of Lind & Hill have become just the second pair in Blue Jays history to record at least 35 home runs, 35 doubles & 100 RBI in the same season... This marked only the 3rd time in Blue Jays history that two Blue Jays have won the award in the same season; 1999 (Green/Delgado) & 2003 (Delgado/Wells). During the off-season, Aaron Hill was named AL Comeback Player of the Year and Adam Lind was named the 2009 Edgar Martinez award winner among all designated hitters in the league... On December 16, the Toronto Blue Jays traded RHP Roy Halladay to the Philadelphia Philles in exchange for RHP Kyle Drabek, C Travis D'Arnaud and OF Michael Taylor... Halladay is among the top 3 in eight different categories among the all-time Club Pitchers list.

2010 . . . March 30, the Toronto Blue Jays announce a new partnership agreement welcoming back Honda Canada as the Official Vehicle of the Toronto Blue Jays and Rogers Centre... On April 13, signed Cuban SS Adeiny Hechavarria to a four year US $10 million contract commencing with the 2010 season... On May 13, The Toronto Blue Jays approached TSN with a request to buy back the final year of a contract that expires at the end of 2010... At that time, the club notified TSN that Blue Jays games for future seasons would no longer be available... All 162 Blue Jays games during the 2010 season appeared exclusively on Rogers Sportsnet... On August 14, signed LHP Ricky Romero to a five-year $30.1 million dollar contract extension for the 2011-2015 seasons with a club option for the 2016 season... On Aug. 17, signed 11th overall pick RHP William (Deck) McGuire... On September 7, reached a four-year working agreement with the Bluefield Baseball Club of the Appalachian League (Rookie advanced)... This addition will see the Blue Jays field a seventh minor league affiliate for the 2011 season... On September 13, Blue Jays named Jay Sartori Assistant General Manager... On September 17, signed a four-year player development contract with the Vancouver Canadians of the Northwest League (A)... The Blue Jays recognized the illustrious career of manager Cito Gaston prior to his last game at home on September 29 vs. NYY, the Jays won 8-4... Jose Bautista finished the season with a Club record 54 home runs which surpassed the previous best, held by George Bell who hit 47 home runs in his MVP season back in 1987... On October 25, the Blue Jays announced that John Farrell was appointed the Club's 12th manager in its history succeeding Cito Gaston... On November 11, Jose Bautista was honored by Louisville Slugger as a 2010 Silver Slugger Award winner... This is his first Silver Slugger award and the 22nd award captured by a Toronto Blue Jay... The Toronto Blue Jays announce their Winter Caravan presented by Rogers Sportsnet which will see featuring players and personnel from the Ball Club and Rogers Sportsnet make stops in four Canadian cities over the month of January (Scarborough, Kitchener/Waterloo, Vancouver and Calgary)... On December 6, former Toronto Blue Jays General Manager, Pat Gillick, was inducted into the National Baseball Hall of Fame.

2010 BLUE JAYS ATTENDANCE

AMERICAN LEAGUE	AT ROGERS CENTRE			ON THE ROAD		
CLUB	DATES	TOTAL	AVERAGE	DATES	TOTAL	AVERAGE
BALTIMORE	9	152,504	16,945	9	193,330	21,481
BOSTON	9	224,834	24,981	9	337,761	37,530
NEW YORK (AL)	9	259,430	28,826	9	420,093	46,677
TAMPA BAY	9	153,887	17,091	9	151,473	16,830
CHICAGO WS	4	79,842	19,961	4	88,973	22,243
CLEVELAND	3	64,688	21,563	7	85,013	12,145
DETROIT	4	90,129	22,532	4	149,486	37,372
KANSAS CITY	3	36,456	12,152	3	47,118	15,706
MINNESOTA	5	87,432	17,486	4	160,313	40,078
LOS ANGELES (AL)	3	46,212	15,404	6	234,307	39,051
OAKLAND	4	52,119	13,030	3	41,419	13,806
SEATTLE	3	27,050	12,350	2	39,679	19,840
TEXAS	7	106,834	15,262	3	87,896	29,299
AL TOTALS	**72**	**1,391,417**	**19,325**	**72**	**2,036,861**	**28,290**

NATIONAL LEAGUE	AT ROGERS CENTRE			ON THE ROAD		
CLUB	DATES	TOTAL	AVERAGE	DATES	TOTAL	AVERAGE
ARIZONA	-	-	-	3	75,428	25,143
COLORADO	-	-	-	3	89,489	29,830
PHILADELPHIA	3	130,073	43,358	3	131,085	43,695
SAN DIEGO	-	-	-	3	47,858	15,953
SAN FRANCISCO	3	60,764	20,255	3	72,881	24,294
ST. LOUIS	3	43,301	14,434	3	69,612	23,204
NL TOTALS	**9**	**234,138**	**26,015**	**9**	**212,775**	**23,642**
Rogers Centre Totals	**78**	**1,495,482**	**19,173**			
Home Games Totals	**81**	**1,625,555**	**20,069**			
TOTALS	**81**	**1,876,129**	**23,162**	**81**	**2,249,636**	**27,773**

ATTENDANCE RECORDS

(REGULAR SEASON)

Largest Home	50,560	Fri., Apr. 8/05	Boston
Smallest Home	10,074	Tues., Apr. 17/79	Chicago
Smallest Rogers Centre	10,314	Mon, Apr. 19/10	Kansas City
Largest Opening Day	50,533	Fri., Apr. 8/05	Boston
Largest Day	50,533	Fri., Apr. 9/93	Cleveland
Smallest Day	746	Wed., April 9/97	Chicago
Largest Night	61,340	Fri., May 23/86	Cleveland
Smallest Night	8,193	Mon., Aug., 4/03	Tampa Bay
Doubleheader (Day)	48,641	Mon., July 17/89	California
Doubleheader (TN)	45,102	Tues., Aug. 2/83	New York (AL)
Series, Four Dates (Home)	202,093	July 29-Aug. 1/93 (4 Games)	Detroit
Series, Four Dates (Road)	214,510	Sept. 12-15/85 (4 Games)	New York (AL)
Series, Three Dates (Home)	151,584	Sept. 21-23/93 (3 Games)	Boston
Series, Three Dates (Road)	161,793	Sept. 29, 30, Oct. 1/06 (3 Games)	New York (AL)
Series, Two Dates (Home)	101,036	July 27,28/93 (2 Games)	Baltimore
Series, Two Dates (Road)	91,522	July 16, 17/97 (2 Games)	Texas
Largest Road	61,340	Fri., May 23/86	Cleveland
Smallest Road	746	Wed., April 9/97	Chicago
Season, Home	4,057,947	1993	
Season, Road	2,549,438	1993	
Season, Home & Road	6,607,385	1993	

TOP ALL-TIME ATTENDANCE MARKS

FOUR MILLION CLUB

1.	Colorado Rockies	4,483,350	1993
2.	New York Yankees	4,287,132	2008
3.	New York Yankees	4,271,083	2007
4.	New York Yankees	4,248,067	2006
5.	New York Yankees	4,090,696	2005
6.	**Toronto Blue Jays**	**4,057,947**	**1993**
7.	New York Mets	4,042,045	2008
8.	**Toronto Blue Jays**	**4,028,318**	**1992**
9.	**Toronto Blue Jays**	**4,001,526**	**1991**

OPPONENTS IN TORONTO

	LARGEST		SMALLEST	
BALTIMORE	50,528	June 25/94	11,080	Sept. 13/79
BOSTON	50,560	April 8/05	10,428	April 23/82
CHICAGO (AL)	40,738	June 15/08	10,074	April 17/79
CLEVELAND	50,533	April 9/93	10,173	April 20/83
DETROIT	50,532	July 31/93	10,087	April 13/82
KANSAS CITY	50,531	July 16/93	10,169	April 17/78
LOS ANGELES (AL)	50,529	Sept. 11/93 & May 29/94	11,295	May 15/78
MILWAUKEE (AL)	50,517	August 6/93	10,127	April 14/83
MINNESOTA	50,530	August 10/93	10,155	May 1/79
NEW YORK (AL)	50,530	June 11/94	13,306	April 19/78
OAKLAND	50,529	Sept. 8/93	11,339	May 9/78
SEATTLE	50,527	August 20/93	10,213	June 11/79
TAMPA BAY	48,115	April 9/01	13,002	June 3/02
TEXAS	50,529	July 23/94	10,101	April 27/82
ARIZONA	30,349	June 12/04	14,259	June 11/04
ATLANTA	34,409	June 16/97	16,885	June 11/01
CHICAGO (NL)	40,738	June 15/08	23,018	June 13/03
CINCINNATI	30,351	June 23/09	25,129	June 26/08
COLORADO	33,910	June 24/07	20,032	June 7/02
FLORIDA	35,229	August 30/97	17,922	June 12/09
LOS ANGELES (NL)	25,265	June 21/07	22,763	June 19/07
MILWAUKEE (NL)	30,480	June 19/05	17,615	June 17/05
MONTREAL	50,436	July 1/97	20,074	July 6/01
NEW YORK (NL)	37,252	July 1/98	23,129	July 17/00
PHILADELPHIA	36,379	June 28/09	17,311	June 30/06
PITTSBURGH	32,036	June 11/03	14,090	June 10/03
SAN FRANCISCO	21,106	June 12/02	18,081	June 10/02
ST. LOUIS	37,536	June 14/05	20,032	June 13/05
WASHINGTON	28,867	June 17/07	17,067	June 28/06

BLUE JAYS ON THE ROAD

AT	LARGEST		SMALLEST	
BALTIMORE	47,900	June 27/97	7,053	Sept. 6/79
BOSTON	38,347	May 21/09	7,542	April 16/82
CHICAGO (AL)	42,796	July 25/91	746	April 9/97
CLEVELAND	61,340	May 23/86	2,724	April 28/77
DETROIT	52,528	April 7/78	6,210	Sept. 22/80
KANSAS CITY	41,086	April 8/85	9,593	April 27/09
LOS ANGELES (AL)	61,292	July 4/95	10,239	June 7/77
MILWAUKEE (AL)	53,852	May 6/79	5,298	April 21/82
MINNESOTA	53,067	April 8/88	2,830	Sept. 20/82
NEW YORK (AL)	55,367	May 27/78	8,848	Sept. 8/03
OAKLAND	46,770	July 4/85	1,289	August 14/79
SEATTLE	56,120	April 6/93	4,113	June 1/79
TAMPA BAY	41,546	Apr. 3/01	8,193	Aug. 4/03
TEXAS	48,336	May 19/01	6,819	May 13/82
ARIZONA	39,062	June 22/02	34,288	June 21/02
ATLANTA	48,338	June 27/98	21,533	May 22/09
CHICAGO (NL)	39,159	June 7/05	38,086	June 8/05
CINCINNATI	30,154	June 7/03	28,277	June 6/03
COLORADO	30,293	May 21/06	26,011	May 19/06
FLORIDA	17,546	June 3/00	10,242	June 16/06
HOUSTON	34,925	June 11/05	28,607	June 10/05
LOS ANGELES (NL)	52,173	June 8/07	24,977	June 20/02
MILWAUKEE (NL)	37,065	June 17/08	34,442	June 18/08
MONTREAL	22,489	July 9/00	7,015	June 17/01
NEW YORK (NL)	34,203	July 16/01	14,513	Sept. 3/97
PHILADELPHIA	44,958	June 16/09	18,279	July 13/01
PITTSBURGH	28,962	June 20/08	22,983	June 22/08
SAN DIEGO	40,511	June 18/04	40,307	June 19/04
SAN FRANCISCO	40,086	June 13/07	37,574	June 12/07
ST. LOUIS	33,729	June 5/03	28,840	June 4/03
WASHINGTON	39,859	June 25/05	20,860	June 19/09

TWENTY LARGEST HOME CROWDS

ATTENDANCE	DATE	OPPONENT
50,560*	Friday, April 8, 2005	Boston
50,533*	Friday, April 9, 1993	Cleveland
50,532	Saturday, July 31, 1993	Detroit
50,532	Wednesday, September 22, 1993	Boston
50,531	Friday, July 16, 1993	Kansas City
50,530	Tuesday, August 10, 1993	Minnesota
50,530	Saturday, June 11, 1994	New York (AL)
50,529	Thursday, September 8, 1993	Oakland
50,529	Saturday, September 10, 1993	California
50,529	Sunday, May 29, 1994	California
50,529	Saturday, July 23, 1994	Texas
50,528	Thursday, June 17, 1993	Boston
50,528	Thursday, July 29, 1993	Detroit
50,528	Thursday, July 23, 1993	Boston
50,528	Saturday, june 25, 1994	Baltimore
50,527	Thursday, August 12, 1993	Minnesota
50,527	Friday, August 20, 1993	Seattle
50,527	Saturday, September 25, 1993	New York (AL)
50,527	Tuesday, August 9, 1994	Cleveland
50,525	Thursday, July 8, 1993	Texas
50,525	Wednesday, August 11, 1993	Minnesota
50,525	Wednesday, August 25, 1993	Cleveland

* Home Opener

HOW THEY HAVE DRAWN

ATTENDANCE RE-CAP 1977–2010

AMERICAN LEAGUE

RANK	CLUB	DATES	ATTENDANCE	AVERAGE
1	NEW YORK	234	8,103,974	34,632
2	BOSTON	239	7,489,992	31,339
3	BALTIMORE	237	6,839,588	28,859
4	DETROIT	185	5,980,656	32,328
5	OAKLAND	176	5,189,140	29,484
6	CLEVELAND	172	5,107,099	29,692
7	KANSAS CITY	172	5,080,258	29,536
8	CHICAGO	172	5,084,565	29,561
9	SEATTLE	176	5,054,735	28,720
10	LOS ANGELES	174	5,012,321	28,806
11	TEXAS*	176	4,994,278	28,377
12	MINNESOTA	166	4,908,836	29,571
13	MILWAUKEE	132	4,287,402	32,480
14	TAMPA BAY	112	2,578,144	23,019
AL TOTALS		**2,523**	**75,710,918**	**30,008**

* Does not include game in Puerto Rico to start 2001 season

NATIONAL LEAGUE

RANK	CLUB	DATES	ATTENDANCE	AVERAGE
1	MONTREAL	23	653,451	28,411
2	PHILADELPHIA*	15	440,210	29,347
3	ATLANTA	12	328,597	27,383
4	FLORIDA	12	289,363	24,114
5	NEW YORK	9	264,911	29,435
6	WASHINGTON	9	202,172	22,464
7	CHICAGO	6	192,995	32,166
8	COLORADO	6	155,419	25,903
9	CINCINNATI	6	139,808	20,363
10	ST. LOUIS	6	123,774	20,629
11	LOS ANGELES	6	123,210	20,535
12	SAN FRANCISCO	6	120,179	20,030
13	MILWAUKEE	3	73,359	24,453
14	ARIZONA	3	67,374	22,458
15	PITTSBURGH	3	61,141	20,380
NL TOTALS		**125**	**3,235,963**	**25,888**
GRAND TOTALS		**2,648**	**78,946,881**	**29,814**

* Three home games with the Phillies on June 25-27, 2010 were played in Philadelphia due to G20 Summit in Toronto

2010 AMERICAN LEAGUE ATTENDANCE

CLUB	TOTAL	HOME AVERAGE	DATES	TOTAL	ROAD AVERAGE	DATES
NEW YORK	3,765,807	46,491	81	2,830,138	34,940	81
LOS ANGELES	3,250,756	40,133	81	2,450,910	30,258	81
MINNESOTA	3,223,640	39,798	81	2,215,442	27,351	81
BOSTON	3,046,444	37,610	81	2,615,214	32,287	81
TEXAS	2,505,171	30,928	81	2,151,878	26,566	81
DETROIT	2,461,237	30,386	81	2,346,481	29,702	79
CHICAGO	2,194,378	27,091	81	2,104,905	26,311	80
SEATTLE	2,085,950	25,752	81	2,252,590	27,810	81
TAMPA BAY	1,843,445	22,759	81	2,202,214	27,188	81
BALTIMORE	1,733,019	21,663	80	2,242,709	27,688	81
TORONTO	1,625,555	20,069	81	2,249,636	27,773	81
KANSAS CITY	1,615,326	20,192	80	2,214,454	27,339	81
OAKLAND	1,418,391	17,511	81	2,407,311	29,720	81
CLEVELAND	1,394,812	17,435	80	2,365,676	29,206	81
TOTALS	**32,163,931**	**28,438**	**1131**	**32,649,558**	**28,868**	**1131**

ATTENDANCE YEAR-BY-YEAR

	HOME	DATES	AVG.	AWAY	DATES	AVG.	TOTAL
1977	1,701,052	72	23,626	1,035,344	73	14,183	2,736,396
1978	1,562,585	73	21,405	1,264,940	71	17,816	2,827,525
1979	1,431,651	77	18,593	1,261,000	75	16,813	2,692,651
1980	1,400,327	75	18,671	1,285,409	77	16,694	2,685,736
1981	755,083	51	14,806	814,365	50	16,287	1,569,448
1982	1,275,978	77	16,571	1,392,301	77	18,082	2,668,279
1983	1,930,415	77	25,070	1,713,302	81	21,152	3,643,717
1984	2,110,009	79	26,709	1,709,172	77	22,197	3,819,181
1985	2,468,925	78	31,653	1,842,278	81	22,744	4,311,203
1986	2,455,477	78	31,480	1,716,243	81	21,188	4,171,720
1987	2,778,429	81	34,302	1,959,280	81	24,189	4,737,709
1988	2,595,175	81	32,039	1,972,865	81	24,356	4,568,040
1989	3,375,883	80	42,199	1,970,711	81	24,330	5,346,594
1990	3,885,284	81	47,966	2,039,772	81	25,182	5,925,056
1991	4,001,527	81	49,402	2,243,335	81	27,695	6,244,862
1992	4,028,318	81	49,732	2,301,012	81	28,408	6,329,330
1993	4,057,947	81	50,098	2,549,898	81	31,480	6,607,845
1994	2,907,933	59	49,287	1,775,829	55	32,288	4,683,762
1995	2,826,483	72	39,257	1,770,541	70	25,293	4,597,024
1996	2,559,573	81	31,600	1,980,397	81	24,449	4,539,970
1997	2,589,297	81	31,967	2,118,030	81	26,149	4,707,327
1998	2,454,283	81	30,300	2,164,254	81	26,719	4,618,537
1999	2,163,464	81	26,709	2,161,286	81	26,683	4,324,750
2000	1,819,886	81	22,468	2,207,931	81	27,258	4,027,817
2001*	1,895,547	80	23,694	2,219,908	80	27,749	4,115,455
2002	1,636,904	81	20,209	2,086,535	81	25,760	3,723,439
2003	1,799,458	81	22,216	2,120,472	81	26,179	3,919,930
2004	1,900,041	81	23,457	2,127,243	78	27,272	4,027,284
2005	2,014,987	81	24,876	2,421,950	81	29,901	4,436,937
2006	2,302,212	81	28,422	2,313,400	81	28,560	4,615,612
2007	2,360,648	81	29,144	2,529,543	81	31,229	4,890,191
2008	2,400,416	81	29,635	2,409,512	80	30,119	4,809,928
2009	1,876,129	81	23,162	2,198,842	80	27,486	4,074,971
2010	1,625,555	81	20,069	2,249,636	81	27,773	3,875,191
TOTAL	**78,946,881**	**2,648**	**29,814**	**65,924,261**	**2,637**	**25,000**	**144,871,142**

* Does not include game played in Puerto Rico, April 1, 2001 (19,891) vs. Texas

HOME SELLOUT STREAKS — REGULAR SEASON

DATES

60 — May 18, 1990 to April 8, 1991 (Opening Day)
50 — June 9, 1993 to April 4, 1994 (Opening Day)
46 — May 27, 1992 to September 15, 1992
39 — July 4, 1991 to April 11, 1992 (2nd game)
38 — July 13, 1989 to April 10, 1990 (Opening Day)

All Time Blue Jays Roster

MANAGERS, COACHES AND PLAYERS 1977 thru 2010

Total number of players — 561 x Interim Manager
Includes all players who have played in one or more official Major League games

MANAGERS (11)
xButterfield, Brian (‘09) 55
Cox, Bobby (‘82-’85) 6
Fregosi, Jim (‘99-’00) 11
Gaston, Cito (‘89-’97; ‘08-’10).43, 42#
Gibbons, John (‘04-’08) 5
Hartsfield, Roy (‘77-’79) 7
Johnson, Tim (‘98) 17
Martinez, Buck (‘01-’02) 13
Mattick, Bobby (‘80-’81) 3
xQueen, Mel (‘97) 34
xRojas, Cookie (‘01) 1
xTenace, Gene (‘91) 15, 16
Tosca, Carlos (‘02-’04) 14
xWarner, Harry (‘78) 41
Williams, Jimy (‘86-’89) 3
xWhitt, Ernie (‘05) 12

COACHES (56)
Arnsberg, Brad (‘05-’09) ....38, 42#
Bailor, Bob (‘92-’95) 3
Barnett, Mike (‘02-’05) 56
Bevington, Terry (‘99-’01) 35
Brantley, Mickey (‘05-’07) ....14, 42*^
Breeden, Joe (‘04) 53
Butera, Sal (‘98) 11, 22
Butterfield, Brian (‘02-) ....55, 42#+
Cisco, Galen (‘88; ‘90-’95) 42
Connor, Mark (‘01-’02) 53
de Armas, Roly (‘00) 56
Doerr, Bobby (‘77-’81) 31
Elia, Lee (‘00) 3
Felske, John (‘80-’81) 28
Gaston, Cito (‘82-’89; ‘00-’01) 41, 43
Gibbons, John (‘02-’04) 58
Griffin, Alfredo (‘96-’97) 4
Guerrero, Epy (‘81) 53
Hacker, Rich (‘91-’94) 7
Hisle, Larry (‘92-’95) 39
Holmberg, Dennis (‘94-’95) 46
Hubbard, Jack (‘98) 16
Iorg, Garth (‘96; ‘01-’02) 16
Knoop, Bobby (‘00) 29
Langford, Rick (‘00; ‘06, ‘10) ....22, 42+
Leppert, Don (‘77-’79) 43
Lett, Jim (‘97-’99) 10
Leyva, Nick (‘93-’97; ‘08-’10).16, 42#+
Llenas, Winston (‘88) 57
Malave, Omar (‘10) ....52, 42+
Matthews, Gary (‘98-’99) 36
McLaren, John (‘86-’90) 7, 24
Menke, Denis (‘80-’81) 14
Miller, Bob (‘77-’79) 15
Moore, Jackie (‘77-’79) 42
Moseby, Lloyd (‘99) 16
Murphy, Dwayne (‘08-) ....41, 42#+
Patterson, Gil (‘01-’04) 47
Pevey, Marty (‘99; ‘05-’08) ...30, 45, 58
Queen, Mel (‘96-’99) 34
Rodriguez, Eddie (‘98) 7
Rojas, Cookie (‘01-’02) 1, 14
Smith, Billy (‘84-’88) 42
Squires, Mike (‘89-’91) 25
Stewart, Dave (‘00) 45
Sullivan, John (‘82-’93) 8
Tenace, Gene
(‘90-’97;’08-’09) ....15, 16, 18, 42#
Torres, Hector (‘90-’91) 56
Tosca, Carlos (‘02) 14
Upshaw, Willie (‘96-’97) 26, 28
Walton, Bruce (‘02-) ....52, 53, 42#+
Warner, Harry (‘77-’80) 41
Whitt, Ernie (‘05-’08) 12
Widmar, Al (‘80-’89) 41
Williams, Jimy (‘80-’85) 3, 24

PLAYERS
A (20)
Accardo, Jeremy (rhp) (‘06-’10) 49
Acevedo, Juan (rhp) (‘03) 57
Acker, Jim (rhp)
(‘83-’86; ‘89-’91) 24, 31, 34
Adams, Glenn (dh) (‘82) 55
Adams, Russ (if) (‘04-’09) 8
Adams, Terry (rhp) (‘04) 51
Aikens, Willie (dh-1b) (‘84-’85) 24
Ainge, Danny (if-of) (‘79-’81) 2
Alberts, Butch (dh) (‘78) 14
Alexander, Doyle (rhp) (‘83-’86) .33, 47
Alfonso, Edgardo (if) (‘06) 13
Allenson, Gary (c) (‘85) 38
Almanzar, Carlos (rhp) (‘97-’98) 40
Alomar, Roberto (if) (‘91-’95) 12
Andrews, Clayton (lhp) (‘00) 36
Andujar, Luis (rhp) (‘96-’98) 49
Aquino, Luis (rhp) (‘86) 32
Arencibia, J.P. (c) (‘10-) 9
Ashby, Alan (c) (‘77-’78) 8
Ault, Doug (1b-of) (‘77-’78; ‘80) 25

B (59)
Bailor, Bob (if-of-p) (‘77-’80) 1
Bair, Doug (rhp) (‘88) 40
Baker, Dave (if) (‘82) 31
Bale, John (lhp) (‘99-’00) 49
Banks, Josh (rhp) (‘07) 58
Barajas, Rod (c) (‘08-’09) 20
Barfield, Jesse (of) (‘81-’89) 29
Barker, Kevin (if) (‘06) 43
Barlow, Mike (rhp) (‘80-’81) 46
Barrett, Michael (c) (‘09) ....5, 42#
Batista, Miguel (rhp) (‘04-’05) 43
Batista, Tony (if) (‘99-’01) 7
Batiste, Kevin (of) (‘89) 34
Battle, Howard (3b) (‘95) 14
Bautista, Jose (if) (‘08-)...19, 23, 42#+
Beamon, Charlie (1b-dh) (‘81) 32
Beirne, Kevin (rhp) (‘01) 40
Bell, Derek (of) (‘91-’92) 14
Bell, George (of) (‘81; ‘83-’90) 11
Benitez, Armando (rhp) (‘08) 48
Beniquez, Juan (of-dh) (‘87-’88) ..7, 21
Berenguer, Juan (rhp) (‘81) 30
Berg, Dave (if) (‘02-’04) 2
Berroa, Geronimo (of) (‘99) 29
Black, Bud (lhp) (‘90) 35
Blair, Willie (rhp) (‘90) 27
Blake, Casey (if) (‘99) 28
Bohanon, Brian (lhp) (‘96) 32, 60
Bomback, Mark (rhp) (‘81-’82)...17, 45
Bonnell, Barry (of) (‘80-’83) 9
Borbon, Pedro (lhp) (‘00-’02) 34, 51
Borders, Pat (c-if) (‘88-’94; ‘99) .10, 29
Bordick, Mike (if) (‘03) 16
Bosetti, Rick (of) (‘78-’81) 22
Boucher, Denis (lhp) (‘91) 35
Bowles, Brian (rhp) (‘01-’03) 26, 37
Bowling, Steve (of) (‘77) 3
Braun, Steve (if-dh) (‘80) 11
Brenly, Bob (c) (‘89) 9
Brito, Tilson (if) (‘96-’97) 12, 14
Brow, Scott (rhp) (‘93-’94; ‘96)...27, 44
Brown, Bobby (of) (‘79) 5
Brown, Kevin (c) (‘98-’99) 14
Brumfield, Jacob (of) (‘96-’97; ‘99) 2, 5
Bruno, Tom (rhp) (‘77) 21
Buchholz, Taylor (rhp) (‘10) 30
Buck, John (c) (‘10) ....14, 42+
Buice, DeWayne (rhp) (‘89) 38
Bullington, Bryan (rhp) (‘09) 36
Burnett, A.J. (rhp) (‘06-’08) 34
Burres, Brian (lhp) (‘09) 14
Burroughs, Jeff (dh) (‘85) 44
Bush, Dave (rhp) (‘04-’05) 49
Bush, Homer (if) (‘99-’02) 18
Buskey, Tom (rhp) (‘78-’80) 44
Butera, Sal (c) (‘88) 26
Butler, Rich (of) (‘97) 12
Butler, Rob (of) (‘93-’94; ‘99) 2, 20
Byrd, Jeff (rhp) (‘77) 27

C (55)
Cabrera, Francisco (c) (‘89) 21
Cadaret, Greg (rhp) (‘94) 23
Cairo, Miguel (if) (‘96) 3
Camp, Shawn (rhp) (‘08-) ....57, 42#+
Campusano, Sil (of) (‘88) 6
Canate, Willie (of) (‘93) 21
Candelaria, John (lhp) (‘90) 48
Candiotti, Tom (rhp) (‘91) 49
Cannon, J.J. (Joe) (of) (‘79-’80) 30
Canseco, Jose (of-dh) (‘98) 33, 44
Carlson, Jesse (lhp) (‘08-) ..39, 43, 48
Carpenter, Chris (rhp) (‘97-’02)..26, 50
Carrara, Giovanni (rhp) (‘95-’96) 38
Carter, Joe (of) (‘91-’97) 29, 43
Carty, Rico (dh) (‘78-’79) 21
Cash, Kevin (c) (‘02-’04) 29
Cassidy, Scott (rhp) (‘02) 40
Castillo, Alberto (c) (‘00-’01) 30
Castillo, Frank (rhp) (‘00) 37
Castillo, Tony (lhp) (‘88-’89;
‘93-’96) 27, 49
Catalanotto, Frank (of) (‘03-’06) 27
Caudill, Bill (rhp) (‘85-’86) 36
Cecil, Brett (lhp) (‘09-) 27
Cedeno, Domingo (if) (‘93-’96)..20, 70
Cerone, Rick (c) (‘77-’79) 9
Cerutti, John (lhp) (‘85-’90) 55
Chacin, Gustavo (lhp) (‘04-’07) 39
Chavez, Raul (c) (‘09) 13
Chulk, Vinnie (rhp) (‘03-’06) 50
Clancy, Jim (rhp) (‘77-’88) 18
Clark, Bryan (lhp) (‘84) 35
Clark, Howie (if) (‘03-’04; ‘07) 4, 6
Clarke, Stan (lhp) (‘83;’85-’86) 34
Clayton, Royce (if) (‘07) 11, 42*
Clemens, Roger (rhp) (‘97-’98) 21
Coats, Buck (of) (‘08) 21
Coco, Pasqual (rhp) (‘00-’02) 38, 54
Coleman, Joe (rhp) (‘78) 16, 40
Coles, Darnell (of) (‘93-’94) 11
Collins, Dave (of) (‘83-’84) 10
Cone, David (rhp) (‘92; ‘95) 11
Cooper, Brian (rhp) (‘02) 50
Cooper, Don (rhp) (‘83) 36
Cordova, Marty (of) (‘00) 15
Cornett, Brad (rhp) (‘94-’95) 22, 58
Cox, Danny (rhp) (‘93-’95) 50
Cox, Ted (if) (‘81) 34
Crabtree, Tim (rhp) (‘95-’97) 37
Creek, Doug (lhp) (‘03) 39
Crespo, Felipe (if) (‘96-’98) 3, 6
Crozier, Eric (if) (‘04) 17
Cruz Jr., Jose (of) (‘97-’02) 23
Cruz, Victor (rhp) (‘78) 47
Cubillan, Darwin (rhp) (‘00) 34
Cummings, Steve (rhp) (‘89-’90) 32

D (25)
Daal, Omar (lhp) (‘97) 54
Dalesandro, Mark (c) (‘98-’99) 5, 59
Darr, Mike (rhp) (‘77) 28
Darwin, Danny (rhp) (‘95) 44
Davey, Tom (rhp) (‘99) 43
Davis, Bob (c) (‘79-’80) 8
Davis, Dick (of) (‘82) 35
Davis, Doug (lhp) (‘03) 48
Davis, Steve (lhp) (‘85-’86) 25
Dayley, Ken (lhp) (‘91; ‘93) 46
DeBarr, Dennis (lhp) (‘77) 22
Delgado, Carlos (1b) (‘93-’04)6, 21, 25
De Jong, Jordan, (rhp) (‘07) 57
Dellucci, David (of) (‘09) 17
de los Santos, Valerio (lhp) (‘04) 26
DeWillis, Jeff (c) (‘87) 27
DeWitt, Matt (rhp) (‘00; ‘01) 40, 49
Diaz, Carlos (c) (‘90) 59
Diaz, Robinzon (c) (‘08) 14
Dominique, Andy (c) (‘05) 56
Douglass, Sean (rhp) (‘04) 24
Downs, Scott (lhp) (‘05-’10) 37
Drabek, Kyle (rhp) (‘10-) 4
Ducey, Rob (of)
(‘87-’92; ‘00) 20, 22 40
Duncan, Mariano (if) (‘97) 24

E (14)
Eckstein, David (if) (‘08) 11
Edge, Butch (rhp) (‘79) 16
Eichhorn, Mark (rhp) (‘82;
‘86-’88; ‘92-’93) 28, 38, 48
Encarnacion, Edwin (if) (‘09-) 7, 12
Eppard, Jim (ph) (‘90) 26
Escobar, Kelvim (rhp) (‘97-’03)..45, 47
Escobar, Yunel (if) (‘10-) 5
Espinosa, Nino (rhp) (‘81) 38
Estalella, Bobby (c) (‘04) 20
Estrella, Leo (rhp) (‘00) 53
Evans, Tom (if) (‘97-’98) 2, 28
Eveland, Dana (lhp) (‘10-) ....30, 42+
Ewing, Sam (if-of-dh) (‘77-’78) 5
Eyre, Scott (lhp) (‘01-’02) 29

F (19)
Fairly, Ron (if-of) (‘77) 6
Fasano, Sal (c) (‘07) 13
Felix, Junior (of) (‘89-’90) 47, 54
Fernandez, Tony (if) (‘83-’90;
‘93; ‘98-’99; ‘01) 1
Fielder, Cecil (dh-1b) (‘85-’88) 23
Figueroa, Luis (if) (‘06) 46
File, Bob (rhp) (‘01-’02; ‘04) 36
Filer, Tom (rhp) (‘85) 49
Flanagan, Mike (lhp) (‘87-’90) 46
Flener, Huck (lhp)
(‘93; ‘96-’97) 32, 38
Fletcher, Darrin (c) (‘98-’02) 9
Frascatore, John (rhp) (‘99-’01) 52
Fraser, Willie (rhp) (‘91) 27
Frasor, Jason (rhp) (‘04-) ....54, 42+
Frederick, Kevin (rhp) (‘04) 48
Freel, Ryan (if) (‘01) 11
Freisleben, Dave (rhp) (‘79) 25
Frye, Jeff (if) (‘01) 3
Fullmer, Brad (dh) (‘00-’01) 20

G (36)
Garcia, Carlos (if) (‘97) 13
Garcia, Damaso (if) (‘80-’86) 7
Garcia, Pedro (if) (‘77) 38
Garvin, Jerry (lhp) (‘77-’82) 36
Gaudin, Chad (rhp) (‘05) 35
Geisel, Dave (lhp) (‘82-’83) 35
Giannelli, Ray (if) (‘91) 19
Gilles, Tom (rhp) (‘90) 46
Glaus, Troy (if) (‘06-’07) 25
Glover, Gary (rhp) (‘99) 51
Glynn, Ryan (rhp) (‘04) 51
Gomez, Chris (if) (‘04) 3
Gomez, Luis (if) (‘78-’79) 11
Gonzales, Rene (if) (‘91) 88
Gonzalez, Alex (if) (‘10) ....11,42+
Gonzalez, Alex S. (if) (‘94-’01) 8
Goodwin, Curtis (of) (‘99) 17
Gordon, Don (rhp) (‘86-’87) 39
Gott, Jim (rhp) (‘82-’84) 38
Gozzo, Mauro (rhp) (‘89) 47
Grebeck, Craig (if) (‘98-’00) 4
Gregg, Kevin (rhp) (‘10) 63
Green, Nick (if) (‘10) 21
Green, Shawn (of) (‘93-’99) 15
Greene, Charlie (c) (‘00) 21
Greene, Todd (of-c) (‘00) 27
Greene, Willie (if) (‘99) 12
Griffin, Alfredo (if) (‘79-’84; ‘92-’93)...4
Griffin, John-Ford (of) (‘05; ‘07) .11, 24
Grilli, Steve (rhp) (‘79) 45
Gronkiewicz, Lee (rhp) (‘07) 62
Gross, Gabe (of) (‘04-’05) 18, 21
Gruber, Kelly (if) (‘84-’92) 17
Gunderson, Eric (lhp) (‘00) 39
Guthrie, Mark (lhp) (‘00) 38
Guzman, Juan (rhp) (‘91-’98) 57, 66

H (36)
Hall, Darren (rhp) (‘94-’95) 36
Halladay, Roy (rhp) (‘98-’09) 32, 52
Hamilton, Joey (rhp) (‘99-’01) 50
Hanson, Erik (rhp) (‘96-’98) 39
Hargan, Steve (rhp) (‘77) 26
Hartenstein, Chuck (rhp) (‘77) 24
Hattig, John (if) (‘06) 23
Hayhurst, Dirk (rhp) (‘09) 58
Hearron, Jeff (c) (‘85-’86) 54
Henderson, Rickey (of) (‘93) 14, 24
Hendrickson, Mark (lhp) (‘02-’03) 43
Henke, Tom (rhp) (‘85-’92) 50
Hentgen, Pat (rhp) (‘91-’99,’04) 41
Heredia, Felix (lhp) (‘02) 49
Hermansen, Chad (of) (‘04-’05) 33
Hernandez, Pedro (if-of) (‘79;’82) 29, 39
Hernandez, Toby (c) (‘84) 54
Hernandez, Xavier (rhp) (‘89) 42
Hill, Aaron (if) (‘05-) ....2, 42#
Hill, Glenallen (of) (‘89-’91) 24, 29
Hill, Shawn (rhp) (‘10) 31
Hillenbrand, Shea (if) (‘05-’06) 29
Hinske, Eric (if/of) (‘02-’06) 11
Hodgson, Paul (of) (‘80) 49
Hoffpauir, Jarrett (if) (‘10) 3,5
Hollins, Dave (dh) (‘99) 17
Horsman, Vince (lhp) (‘91) 26
Horton, Willie (dh) (‘78) 48
Howell, Roy (if) (‘77-’80) 13
Huckaby, Ken (c) (‘02-’03; ‘05) 20
Hudek, John (rhp) (‘99) 43
Hudson, Orlando (if) (‘02-’05) 1, 3
Huff, Michael (of) (‘94-’96) 26
Huffman, Phil (rhp) (‘79) 47
Hurtado, Edwin (rhp) (‘95) 32
Hutton, Tommy (if-of) (‘78) 14

I (4)
Infante, Alex (if) (‘87-’89) 14
Inglett, Joe (if) (‘07-’09) 1, 4

Iorg, Garth (if-of) ('78; '80-'87)...16, 29
Izturis, Cesar (if) ('01) 2

J (13)
Jackson, Darrin (of) ('93) 14
Jackson, Roy Lee (rhp) ('81-'84) 25
Janssen, Casey (rhp) ('06-)....44, 42+
Janzen, Marty (rhp) ('96-'97)....36
Jefferson, Jesse (rhp) ('77-'80) 34
Johnson, Cliff (dh) ('83-'86)....00, 44
Johnson, Dane (rhp) ('96) 50
Johnson, Jerry (rhp) ('77) 44
Johnson, Joey (rhp) ('86-'87)....33
Johnson, Reed (of) ('03-'07) 3, 37
Johnson, Tim (if) ('78-'79) 16, 17
Johnson, Tony (of) ('82)....45
Jordan, Ricardo (lhp) ('95) 49

K (15)
Kelly, Pat D. (c) ('80)....6
Kelly, Pat F. (if) ('99) 7
Kennedy, Joe (lhp) ('07)....46
Kent, Jeff (if) ('92) 11
Kershner, Jason (lhp) ('02-'04) ..23, 46
Key, Jimmy (lhp) ('84-'92) 22, 27
Kielty, Bobby (of) ('03)....24
Kilgus, Paul (lhp) ('90)....39
Kirkwood, Don (rhp) ('78) 32
Klutts, Mickey (if) ('83)....27
Knorr, Randy (c) ('91-'95) 27, 54
Koch, Billy (rhp) ('99-'01) 44
Koskie, Corey (if) ('05)....47
Kucek, Jack (rhp) ('80)....32
Kusick, Craig (if-p) ('79) 5

L (33)
Lamp, Dennis (rhp) ('84-'86)....53
Latham, Chris (of) ('01)....27
Lavelle, Gary (lhp) ('85-'87)....46
Lawless, Tom (if) ('89-'90) 18
Lawrence, Joe (if) ('02)....6
Leach, Rick (1b-of-p) ('84-'88)....9
League, Brandon (rhp)
('04-'09)....22, 35, 42#
Leal, Luis (rhp) ('80-'85)....48
Lee, Manny (if) ('85-'92) 2, 4
Leiter, Al (lhp) ('89-'95)....28
Lemanczyk, Dave (rhp) ('77-'80) 23
Lemongello, Mark (rhp) ('79)....40
Lennon, Patrick (of) ('98-'99)....20
Lesher, Brian (of) ('02)....31
Lewis, Fred (of) ('10)....15
Lewis, Rommie (lhp) ('10-) 50
Lidle, Cory (rhp) ('03) 21
Lightenberg, Kerry (rhp) ('04)....46
Lilly, Ted (lhp) ('04-'06) 31
Lind, Adam (of) ('06-) ....26, 42#+
Linton, Doug (rhp)
('92-'93, '03) 26, 30
Liriano, Nelson (if) ('87-'90)....2
Litsch, Jesse (rhp) ('07-) 51
Lloyd, Graeme (lhp) ('99)....37
Loaiza, Esteban (rhp) ('00-'02)....21
Lopez, Aquilino (rhp) ('03-'04)....44
Lopez, Felipe (if) ('01-'02)....7
Lopez, Luis (if) ('01)....12
Ludwick, Eric (rhp) ('99)....40
Luebber, Steve (rhp) ('79) 46
Luecken, Rick (rhp) ('90)....38
Luna, Hector (if) ('07-'08)....18
Lyon, Brandon (rhp) ('01-'02) 28

M (61)
MacDonald, Bob (lhp) ('90-'92) 45
Macha, Ken (if) ('81) 8
Macha, Mike (if) ('80)....11
Mahler, Mickey (lhp) ('86)....40
Maksudian, Mike (if) ('92)....21
Maldonado, Candy (of)
('91-'92;'95) 23
Manrique, Fred (if) ('81; '84)....2
Marcum, Shaun (rhp) ('05-'10) 28
Martin, Norberto (if) ('99)....3, 38
Martinez, Buck (c) ('81-'86)....13
Martinez, Dave (of) ('00)....14
Martinez, Domingo (1b)
('92-'93)....5, 19
Martinez, Sandy (c) ('95-'97)....35, 53
Mason, Jim (if) ('77) 10
Matheny, Mike (c) ('99)....11, 22
Matuszek, Len (dh) ('85) 25
Maurer, David (lhp) ('04)....51
Mayberry, John (1b) ('78-'82) 10
Mazzilli, Lee (of-dh) ('89)....13
McCoy, Mike (if) ('10-) ....18, 42+
McDonald, John (if) ('05-) ....6, 42#
McGowan, Dustin (rhp) ('05-) 29, 40
McGriff, Fred (1b) ('86-'90)....19
McKay, Dave (if) ('77-'79)....39
McLaughlin, Joey (rhp) ('80-'84) 50
McRae, Brian (of) ('99)....56
Mench, Kevin (of) ('08) 36
Menechino, Frank (if-p) ('04-'05)....4
Menhart, Paul (rhp) ('95)....55
Merced, Orlando (of) ('97)....6
Michalak, Chris (lhp) ('01)....17
Millar, Kevin (if) ('09)....15, 30
Miller, Dyar (rhp) ('79)....46
Miller, Justin (rhp) ('02-'05)....34
Miller, Trever (lhp) ('03)....51
Milner, Brian (c) ('78)....3
Mills, Brad (lhp) ('09-) 59
Mirabella, Paul (lhp) ('80-'81)....42
Moffitt, Randy (rhp) ('83)....17
Molina, Bengie (c) ('06) 1
Molina, Jose (c) ('10-) 8
Molitor, Paul (dh) ('93-'95) 19
Mondesi, Raul (of) ('00-'02)....43
Moore, Balor (lhp) ('78-'80) 38
Moore, Charlie (c) ('87)....21
Morandini, Mickey (if) ('00)....1
Morgan, Mike (rhp) ('83)....30
Morris, Jack (rhp) ('92-'93)....47
Morrow, Brandon (rhp) (10-) 23
Moseby, Lloyd (of) ('80-'89) 15
Mosquera, Julio (c) ('96-'97) 46
Mottola, Chad (of) ('00; '06)....21, 22
Mulliniks, Rance (if) ('82-'92) 5
Munro, Peter (rhp) ('99-'00)....13, 69
Murphy, Bill (lhp) ('09) ....62, 42#
Murphy, Tom (rhp) ('77-'79)....45
Murray, Dale (rhp) ('81-'82)....33
Musselman, Jeff (lhp)
('86-'89)....13, 32, 35
Musselman, Ron (rhp) ('84-'85)....30
Myers, Greg (c)
('87; '89-'92;'03-'05) ..16, 21, 28, 52
Myers, Randy (lhp) ('98) 28

N (7)
Nakamura, Michael (rhp) ('04) 53
Nicosia, Steve (c) ('85)....35
Niekro, Phil (rhp) ('87)....35
Nixon, Otis (of) ('96-'97) 2
Nordbrook, Tim (if) ('77-'78)....16
Nordhagen, Wayne (of-dh) ('82)...3, 30
Nunez, Jose (rhp) ('87-'89) 45

O (8)
O'Brien, Charlie (c) ('96-'97) 22
Ohka, Tomo (rhp) ('07)....18
Olerud, John (1b-dh) ('89-'96)....9
Oliver, Al (dh) ('85) 0
Olmedo, Ray (if) ('07)....1
Orta, Jorge (of-dh) ('83)....33
Otanez, Willis (if) ('99) 21
Overbay, Lyle (if) ('06-'10)17, 35, 42#+

P (20)
Painter, Lance (lhp) ('00-'01) 28, 40
Parker, Dave (dh) ('91)....39
Parris, Steve (rhp) ('01-'02)....39
Parrish, John (lhp) ('08)....31
Parrish, Lance (c) ('95)....13
Perez, Robert (of) ('94-'97)....17
Perez, Tomas (if) ('95-'98)....1, 13
Person, Robert (rhp) ('97-'99) 31
Peterson, Adam (rhp) ('04)....59
Petralli, Geno (c) ('82-'84)....14
Phelps, Josh (c) ('00-'04)....17
Phillips, Jason (c) ('06-'07)....47
Phillips, Kyle (c) ('09) 31
Phillips, Tony (of) ('98)....12
Plesac, Dan (lhp)
('97-'99; '01-'02)....19
Politte, Cliff (rhp) ('02-'03)....19
Pond, Simon (of) ('04) 18
Powell, Hosken (of-dh) ('82-'83)....22
Prokopec, Luke (rhp) ('02) 44
Purcey, David (lhp) ('08-)....25

Q (3)
Quantrill, Paul (rhp) ('96-'01)....48
Quinlan, Tom (if) ('90; '92)....16
Quiroz, Guillermo (c) ('04-'05) 16

R (27)
Rader, Doug (if) ('77) 10
Ramos, Domingo (if) ('80)....17
Ray, Robert (lhp) ('09-) 60
Reed, Jeremy (of) ('10)....7, 42+
Reichert, Dan (rhp) ('03)....54
Revering, Dave (1b-dh) ('82)....10
Richmond, Scott (rhp) ('08-) ...48, 42#
Righetti, Dave (lhp) ('94)....24
Rios, Alex (of) ('04-'09)....15, 42#
Risley, Bill (rhp) ('96-'98)....55
Roberts, Leon (of-dh) ('82)....3
Roberts, Ryan (if) ('06- '07)....4, 20
Robertson, Bob (1b-dh) ('79) 5
Robinson, Kenny (rhp)
('95; '97)....44, 52
Rodriguez, Nerio (rhp) ('98-'99) 39
Roenicke, Josh (rhp) ('09-) 17, 33
Rogers, Jimmy (rhp) ('95)....47
Rolen, Scott (if) ('08-'09)....33, 42#
Romano, Mike (rhp) ('99)....46
Romero, Davis (lhp) ('06)....50
Romero, Ricky (lhp) ('09-)....24
Roof, Phil (c) ('77)....4
Rosario, Francisco (rhp) ('06)....36
Ross, Mark (rhp) ('88)....21
Ruiz, Randy (if) ('09-'10) 3
Ryan, B.J. (lhp) ('06-'09)....52
Rzepczynski, Marc (lhp) ('09-) 34

S (40)
Samuel, Juan (if-of) ('96-'98)....11
Sanchez, Alex (rhp) ('89)....33
Sanders, Anthony (of) ('99)....27
Santiago, Benito (c) ('97-'98)....18
Schoeneweis, Scott (lhp) ('05-'06)...60
Schofield, Dick (ss) ('93-'94) 4, 22
Schrom, Ken (rhp) ('80; '82)....21, 31
Scott, John (of) ('77)....11
Scutaro, Marco (if) ('08-'09)....19, 42#
Segui, David (if) ('99)....19
Senteney, Steve (rhp) ('82)....34
Service, Scott (rhp) ('03)....53
Sharperson, Mike (if) ('87)....10
Shepherd, Ron (of) ('84-'86) 21
Sierra, Ruben (of) ('97)....14
Silva, Jose (rhp) ('96)....45
Simmons, Brian (of) ('01)....22
Sinclair, Steve (lhp) ('98-'99) 46, 53
Singer, Bill (rhp) ('77)....48
Small, Aaron (rhp) ('94) 38
Smith, Jason (if) ('07) 4
Smith, Mike (rhp) ('02)....53
Snider, Travis (of) ('08-)....45, 42#+
Snyder, Cory (if-of) ('91)....27
Sojo, Luis (if) ('90; '93) 2, 6, 13
Solaita, Tony (1b-dh) ('79)....27
Speier, Justin (rhp) ('04-'06)....30
Spoljaric, Paul (lhp)
('94;'96-'97; '99)....24, 40, 45
Sprague, Ed (if-c) ('91-'98) 33
St. Claire, Randy (lhp) ('94)....37
Staggs, Steve (if) ('77)....2
Stairs, Matt (if/of) ('07-'08) 24
Stanley, Mike (dh) ('98)....20
Stark, Matt (c) ('87)....47
Stewart, Dave (rhp) ('93-'94)....34
Stewart, Shannon (of)
('95-'03;'08) ....7, 23, 24, 42^
Stieb, Dave (rhp-of) ('79-'92; '98) 37
Stottlemyre, Todd (rhp) ('88-'94)16, 30
Sturtze, Tanyon (rhp) ('03) 31
Swann, Pedro (of) ('02)....8

T (15)
Tabler, Pat (if) ('91-'92)....15
Tallet, Brian (lhp) ('06-'10)....56
Tam, Jeff (rhp) ('03)....33
Taubenheim, Ty (rhp) ('06-'07) 48
Thigpen, Curtis (c) ('07-'08)....7, 59
Thomas, Frank (dh) ('07-'08) . 35, 42*^
Thompson, Andy (of) ('00)....16
Thornton, Lou (of) ('85; '87-'88)....28
Thurman, Corey (rhp) ('02-'03)....35
Timlin, Mike (rhp) ('91-'97)....40
Todd, Jackson (rhp) ('79-'81)....32, 40
Torres, Hector (if) ('77)....29
Towers, Josh (rhp) ('03-'07)....7
Trachsel, Steve (rhp) ('00)....46
Trlicek, Rick (rhp) ('92) 35

U (2)
Underwood, Tom (lhp) ('78-'79)....24
Upshaw, Willie (if-of)
('78; '80-'87) 26

V (8)
Valdez, Merkin (rhp) ('10) 47
Van Ryn, Ben (lhp) ('98)....50
Velandia, Jorge (if) ('08)....4
Velez, Otto (if-of-dh) ('77-'82)....19
Vermilyea, Jamie (rhp) ('07)....36
Viola, Frank (lhp) ('96)....19
Virgil, Ozzie (c) ('89-'90)....21, 26
Vuckovich, Pete (rhp) ('77)....30

W (38)
Walker, Pete (rhp) ('02-'03; '05-'06). 41
Wallace, Dave (rhp) ('78)....46
Ward, Duane (rhp) ('86-'95)....31
Ward, Turner (of) ('91-'93)....16, 24
Ware, Jeff (rhp) ('95-'96)....52
Wasdin, John (rhp) ('03)....38
Weathers, David (rhp) ('91-'92)....53
Webster, Mitch (of) ('83-'85)....23
Wells, David (lhp)
('87-'92; '99-'00)....33, 36
Wells, Greg (1b-dh) ('81)....43
Wells, Randy (rhp) ('08)....59
Wells, Vernon (of)
('99-'10)....3, 10, 42*^#+
Werth, Jayson (of) ('02-'03) 13, 54
Weston, Mickey (rhp) ('91)....26
White, Devon (of) ('91-'95)....25
Whiteside, Matt (rhp) ('05)....48
Whiten, Mark (of) ('90-'91)....23, 40
Whitmer, Dan (c) ('81)....6
Whitt, Ernie (c) ('77-'78;'80-'89)....12
Wiggins, Scott (lhp) ('02)....57
Wilborn, Ted (of-pr) ('79)....35
Wiley, Mark (rhp) ('78)....21
Wilkerson, Brad (of) ('08)....35
Williams, Kenny (of) ('90-'91) 12, 13
Williams, Matt (rhp) ('83)....45
Williams, Woody (rhp)
('93-'98)....30, 54
Willis, Mike (lhp) ('77-'81)....23, 33
Wills, Frank (rhp) ('88-'91)....44
Wilson, Mookie (of) ('89-'91)....3
Wilson, Tom (c) ('02-'03)....9, 15
Winfield, Dave (of) ('92)....32
Wise, Dewayne (of)
('00, '02, '10)....1, 16, 45#
Withem, Shannon (rhp) ('98)....58
Witt, Kevin (1b) ('98-'99)....6
Wolfe, Brian (rhp) ('07-'09)....40
Woods, Al (of) ('77-'82)....20
Woods, Gary (of) ('77-'78) 35
Woodward, Chris (if) ('99-'04) 5, 31

Z (3)
Zambrano, Victor (rhp) ('07)....31
Zaun, Gregg (c) ('04-'08)....9
Zosky, Eddie (if) ('91-'92)....1

Jackie Robinson Day
60th Anniversary April 15/07
^ Jackie Robinson Day April 15/08
# Jackie Robinson Day April 15/09
+ Jackie Robinson Day April 15/10

All-Time Player Uniform Numbers 1977-2010

0
Al Oliver

00
Cliff Johnson

1
Bob Bailor, Tony Fernandez, Orlando Hudson, Joe Inglett, Bengie Molina, Mickey Morandini, Ray Olmedo, Tomas Perez, Dewayne Wise, Eddie Zosky

2
Danny Ainge, Dave Berg, Jacob Brumfield, Rob Butler, Tom Evans, Aaron Hill, Cesar Izturis, Manny Lee, Nelson Liriano, Fred Manrique, Otis Nixon, Luis Sojo, Steve Staggs

3
Steve Bowling, Miguel Cairo, Felipe Crespo, Jeff Frye, Chris Gomez, Orlando Hudson, Jarrett Hoffpauir, Reed Johnson, Norberto Martin, Brian Milner, Wayne Nordhagen, Leon Roberts, Randy Ruiz, Vernon Wells, Mookie Wilson

4
Howie Clark, Kyle Drabek, Craig Grebeck, Alfredo Griffin, Joe Inglett, Manny Lee, Frank Menechino, Ryan Roberts, Phil Roof, Dick Schofield, Jason Smith, Jorge Velandia

5
Michael Barrett, Bobby Brown, Jacob Brumfield, Mark Dalesandro, Yunel Escobar, Sam Ewing, Jarrett Hoffpauir, Craig Kusick, Domingo Martinez, Rance Mulliniks, Bob Robertson, Chris Woodward

6
Sil Campusano, Howie Clark, Felipe Crespo, Carlos Delgado, Ron Fairly, Pat D. Kelly, Joe Lawrence, John McDonald, Orlando Merced, Luis Sojo, Dan Whitmer, Kevin Witt

7
Tony Batista, Juan Beniquez, Edwin Encarnacion, Damaso Garcia, Pat F. Kelly, Felipe Lopez, Jeremy Reed, Shannon Stewart, Curtis Thigpen, Josh Towers

8
Russ Adams, Alan Ashby, Bob Davis, Alex S. Gonzalez, Ken Macha, Jose Molina, Pedro Swann

9
J. P. Arencibia, Barry Bonnell, Bob Brenly, Rick Cerone, Darrin Fletcher, Rick Leach, John Olerud, Tom Wilson, Gregg Zaun

10
Pat Borders, Dave Collins, Jim Mason, John Mayberry, Doug Rader, Dave Revering, Mark Sharperson, Vernon Wells

11
George Bell, Steve Braun, Royce Clayton, Darnell Coles, David Cone, David Eckstein, Ryan Freel, Luis Gomez, Alex Gonzalez, John-Ford Griffin, Eric Hinske, Jeff Kent, Mike Macha, Mike Matheny, Juan Samuel, John Scott

12
Roberto Alomar, Tilson Brito, Rich Butler, Edwin Encarnacion, Willie Greene, Luis Lopez, Tony Phillips, Ernie Whitt, Kenny Williams

13
Edgardo Alfonzo, Raul Chavez, Sal Fasano, Carlos Garcia, Roy Howell, Buck Martinez, Lee Mazzilli, Peter Munro, Jeff Musselman, Lance Parrish, Tomas Perez, Luis Sojo, Jayson Werth, Kenny Williams

14
Butch Alberts, Howard Battle, Derek Bell, Tilson Brito, Kevin Brown, John Buck, Brian Burres, Robinzon Diaz, Rickey Henderson, Tommy Hutton, Alex Infante, Darrin Jackson, Dave Martinez, Geno Petralli, Ruben Sierra

15
Marty Cordova, Fred Lewis, Shawn Green, Kevin Millar, Lloyd Moseby, Alex Rios, Pat Tabler, Tom Wilson

16
Mike Bordick, Joe Coleman, Butch Edge, Garth Iorg, Tim Johnson, Greg Myers, Tim Nordbrook, Tom Quinlan, Guillermo Quiroz, Todd Stottlemyre, Andy Thompson, Turner Ward, Dewayne Wise

17
Mark Bomback, Eric Crozier, David Dellucci, Curtis Goodwin, Kelly Gruber, Dave Hollins, Tim Johnson, Chris Michalak, Randy Moffitt, Lyle Overbay, Robert Perez, Josh Phelps, Domingo Ramos, Josh Roenicke

18
Homer Bush, Jim Clancy, Gabe Gross, Tom Lawless, Hector Luna, Mike McCoy, Tomo Ohka, Simon Pond, Benito Santiago

19
Jose Bautista, Ray Giannelli, Domingo Martinez, Fred McGriff, Paul Molitor, Dan Plesac, Cliff Politte, Marco Scutaro, David Segui, Otto Velez, Frank Viola

20
Rod Barajas, Rob Butler, Domingo Cedeno, Rob Ducey, Bobby Estalella, Brad Fullmer, Ken Huckaby, Patrick Lennon, Ryan Roberts, Mike Stanley, Al Woods

21
Juan Beniquez, Tom Bruno, Francisco Cabrera, Willie Canate, Rico Carty, Roger Clemens, Buck Coats, Carlos Delgado, Nick Green, Charlie Greene, Gabe Gross, Cory Lidle, Esteban Loaiza, Mike Maksudian, Charlie Moore, Chad Mottola, Greg Myers, Willis Otanez, Mark Ross, Randy Ruiz, Ken Schrom, Ron Shepherd, Ozzie Virgil, Mark Wiley

22
Rick Bosetti, Brad Cornett, Dennis DeBarr, Rob Ducey, Jimmy Key, Brandon League, Mike Matheny, Chad Mottola, Charlie O'Brien, Hosken Powell, Dick Schofield, Brian Simmons

23
Jose Bautista, Greg Cadaret, Jose Cruz Jr., Cecil Fielder, John Hattig, Jason Kershner, Dave Lemanczyk, Candy Maldonado, Brandon Morrow, Shannon Stewart, Mitch Webster, Mark Whiten, Mike Willis

24
Jim Acker, Willie Aikens, Sean Douglass, Mariano Duncan, John-Ford Griffin, Chuck Hartenstein, Rickey Henderson, Glenallen Hill, Bobby Kielty, Dave Righetti, Ricky Romero, Paul Spoljaric, Matt Stairs, Shannon Stewart, Tom Underwood, Turner Ward

25
Doug Ault, Steve Davis, Carlos Delgado, Dave Freisleben, Troy Glaus, Roy Lee Jackson, Len Matuszek, David Purcey, Devon White

26
Brian Bowles, Sal Butera, Chris Carpenter, Valerio de los Santos, Jim Eppard, Steve Hargan, Vince Horsman, Michael Huff, Adam Lind, Doug Linton, Willie Upshaw, Ozzie Virgil, Mickey Weston

27
Willie Blair, Scott Brow, Jeff Byrd, Tony Castillo, Frank Catalanotto, Brett Cecil, Jeff DeWillis, Willie Fraser, Todd Greene, Jimmy Key, Mickey Klutts, Randy Knorr, Chris Latham, Anthony Sanders, Cory Snyder, Tony Solaita

28
Casey Blake, Mike Darr, Mark Eichhorn, Tom Evans, Al Leiter, Brandon Lyon, Shaun Marcum, Greg Myers, Randy Myers, Lance Painter, Lou Thornton

29
Jesse Barfield, Geronimo Berroa, Pat Borders, Joe Carter, Kevin Cash, Scott Eyre, Pedro Hernandez, Glenallen Hill, Shea Hillenbrand, Garth Iorg, Dustin McGowan, Hector Torres

30
Juan Berenguer, Taylor Buchholz, Joe (J.J.) Cannon, Alberto Castillo, Dana Eveland, Doug Linton, Kevin Millar, Mike Morgan, Ron Musselman, Wayne Nordhagen, Justin Speier, Todd Stottlemyre, Pete Vuckovich, Woody Williams

31
Jim Acker, Dave Baker, Shawn Hill, Brian Lesher, Ted Lilly, John Parrish, Robert Person, Kyle Phillips, Ken Schrom, Tanyon Sturtze, Duane Ward, Chris Woodward, Victor Zambrano

32
Luis Aquino, Charlie Beamon, Brian Bohanon, Steve Cummings, Huck Flener, Roy Halladay, Edwin Hurtado, Don Kirkwood, Jack Kucek, Jeff Musselman, Jackson Todd, Dave Winfield

33
Doyle Alexander, Jose Canseco, Chad Hermansen, Joey Johnson, Dale Murray, Jorge Orta, Josh Roenicke, Scott Rolen, Alex Sanchez, Ed Sprague, Jeff Tam, David Wells, Mike Willis

34
Jim Acker, Kevin Batiste, Pedro Borbon, A.J. Burnett, Stan Clarke, Ted Cox, Darwin Cubillan, Jesse Jefferson, Justin Miller, Mark Rzepczynski, Steve Senteney, Dave Stewart

35
Bud Black, Denis Boucher, Bryan Clark, Dick Davis, Chad Gaudin, Dave Geisel, Brandon League, Sandy Martinez, Jeff Musselman, Steve Nicosia, Phil Niekro, Lyle Overbay, Frank Thomas, Corey Thurman, Rick Trlicek, Ted Wilborn, Brad Wilkerson, Gary Woods

36
Clayton Andrews, Brian Bullington, Bill Caudill, Don Cooper, Bob File, Jerry Garvin, Darren Hall, Marty Janzen, Kevin Mench, Francisco Rosario, Jamie Vermilyea, David Wells

37
Brian Bowles, Frank Castillo, Tim Crabtree, Scott Downs, Reed Johnson, Graeme Lloyd, Randy St. Claire, Dave Stieb

38
Gary Allenson, DeWayne Buice, Giovanni Carrara, Pasqual Coco, Mark Eichhorn, Nino Espinosa, Huck Flener, Pedro Garcia, Jim Gott, Mark Guthrie, Rick Luecken, Norberto Martin, Balor Moore, Aaron Small, John Wasdin

39
Jesse Carlson, Gustavo Chacin, Doug Creek, Don Gordon, Eric Gunderson, Erik Hanson, Pedro Hernandez, Paul Kilgus, Dave McKay, Dave Parker, Steve Parris, Nerio Rodriguez

40
Carlos Almanzar, Doug Bair, Kevin Beirne, Scott Cassidy, Joe Coleman, Matt DeWitt, Rob Ducey, Mark Lemongello, Eric Ludwick, Mickey Mahler, Dustin McGowan, Lance Painter, Paul Spoljaric, Mike Timlin, Jackson Todd, Mark Whiten, Brian Wolfe

41
Pat Hentgen, Pete Walker

42
Xavier Hernandez, Paul Mirabella

Players wearing #42 in honour of Jackie Robinson Day--see end of listing

43
Kevin Barker, Miguel Batista, Jesse Carlson, Joe Carter, Tom Davey, Mark Hendrickson, John Hudek, Raul Mondesi, Greg Wells

44
Scott Brow, Jeff Burroughs, Tom Buskey, Jose Canseco, Danny Darwin, Casey Janssen, Cliff Johnson, Jerry Johnson, Billy Koch, Aquilino Lopez, Luke Prokopec, Kenny Robinson, Frank Wills

45
Mark Bomback, Kelvim Escobar, Steve Grilli, Tony Johnson, Bob MacDonald, Tom Murphy, Jose Nunez, Jose Silva, Travis Snider, Paul Spoljaric, Matt Williams

46
Mike Barlow, Ken Dayley, Luis Figueroa, Mike Flanagan, Tom Gilles, Joe Kennedy, Jason Kershner, Gary Lavelle, Kerry Ligtenberg, Steve Luebber, Dyar Miller, Julio Mosquera, Mike Romano, Steve Sinclair, Steve Trachsel, Dave Wallace

47
Doyle Alexander, Victor Cruz, Kelvim Escobar, Junior Felix, Mauro Gozzo, Phil Huffman, Corey Koskie, Jack Morris, Jason Phillips, Jimmy Rogers, Matt Stark, Merkin Valdez

48
Armando Benitez, John Candelaria, Jesse Carlson, Doug Davis, Mark Eichhorn, Kevin Frederick, Willie Horton, Luis Leal, Paul Quantrill, Scott Richmond, Bill Singer, Ty Taubenheim, Matt Whiteside

49
Jeremy Accardo, Luis Andujar, John Bale, Dave Bush, Tom Candiotti, Tony Castillo, Matt DeWitt, Tom Filer, Felix Heredia, Paul Hodgson, Ricardo Jordan

50
Chris Carpenter, Vinnie Chulk, Brian Cooper, Danny Cox, Joey Hamilton, Tom Henke, Dane Johnson, Rommie Lewis, Joey McLaughlin, Davis Romero, Ben Van Ryn

51
Terry Adams, Pedro Borbon, Gary Glover, Ryan Glynn, Jesse Litsch, David Maurer, Trever Miller

52
John Frascatore, Roy Halladay, Greg Myers, Kenny Robinson, B.J. Ryan, Jeff Ware

53
Leo Estrella, Dennis Lamp, Sandy Martinez, Michael Nakamura, Scott Service, Steve Sinclair, Mike Smith, David Weathers

54
Pasqual Coco, Omar Daal, Junior Felix, Jason Frasor, Jeff Hearron, Toby Hernandez, Randy Knorr, Dan Reichert, Jayson Werth, Woody Williams

55
Glenn Adams, John Cerutti, Paul Menhart, Bill Risley, Dewayne Wise

56
Andy Dominique, Brian McRae, Brian Tallet

57
Juan Acevedo, Shawn Camp, Jordan De Jong, Juan Guzman, Scott Wiggins

58
Josh Banks, Brad Cornett, Dirk Hayhurst, Shannon Withem

59
Mark Dalesandro, Carlos Diaz, Brad Mills, Adam Peterson, Curtis Thigpen, Randy Wells

60
Brian Bohanon, Robert Ray, Scott Schoeneweis

62
Lee Gronkiewicz, Bill Murphy

63
Kevin Gregg

66
Juan Guzman

69
Peter Munro

70
Domingo Cedeno

88
Rene Gonzales

Players wearing #42 Jackie Robinson Day

* **April 15, 2007 (60th Anniversary)**

Royce Clayton, Frank Thomas, Vernon Wells

^ **April 15, 2008**

Shannon Stewart, Frank Thomas, Vernon Wells

\# **April 15, 2009**

Michael Barrett, Jose Bautista, Shawn Camp, Aaron Hill, Adam Lind, Brandon League, John McDonald, Bill Murphy, Lyle Overbay, Scott Richmond, Alex Rios, Scott Rolen, Marco Scutaro, Travis Snider, Vernon Wells

April 15, 2010

Jose Bautista, John Buck, Shawn Camp, Dana Eveland, Jason Frasor, Alex Gonzalez, Casey Janssen, Adam Lind, Mike McCoy, Lyle Overbay, Jeremy Reed, Travis SNider, Vernon Wells

Season Summary

2009

BATTER	Pos	AVG	G	AB	R	H	HR	RBI
ADAMS,Russ	IF-OF	.200	8	20	2	4	0	0
BARAJAS,Rod	C	.226	125	429	43	97	19	71
BARRETT,Michael	C	.167	7	18	3	3	1	2
BAUTISTA,Jose	IF-OF	.235	113	336	54	79	13	40
CECIL,Brett	P	.000	18	2	0	0	0	0
CHAVEZ,Raul	C	.258	51	159	10	41	2	15
DELLUCCI,David	OF	.040	8	25	2	1	0	2
DOWNS,Scott	P	.000	48	1	0	0	0	0
ENCARNACION,Edwin	IF	.240	42	154	25	37	8	23
HALLADAY,Roy	P	.000	32	1	0	0	0	0
HILL,Aaron	IF	.286	158	682	103	195	36	108
INGLETT,Joe	IF-OF	.281	36	89	11	25	0	6
JANSSEN,Casey	P	.000	21	1	0	0	0	0
LIND,Adam	OF-DH	.305	151	587	93	179	35	114
McDONALD,John	IF	.258	73	151	18	39	4	13
MILLAR,Kevin	IF-DH	.223	78	251	29	56	7	29
MILLS,Brad	P	.000	2	1	0	0	0	0
OVERBAY,Lyle	IF	.265	132	423	57	112	16	64
PHILLIPS,Kyle	C	.278	5	18	1	5	0	2
RICHMOND,Scott	P	.000	27	6	0	0	0	0
RIOS,Alex	OF	.264	108	436	52	115	14	62
ROLEN,Scott	IF	.320	88	338	52	108	8	43
ROMERO,Ricky	P	.000	29	6	0	0	0	0
RUIZ,Randy	IF-DH	.313	33	115	25	36	10	17
SCUTARO,Marco	IF	.282	144	574	100	162	12	60
SNIDER,Travis	OF	.241	77	241	34	58	9	29
TALLET,Brian	P	.000	37	2	0	0	0	0
WELLS,Vernon	OF	.260	158	630	84	164	15	66
2009 Totals		**.266**	**162**	**5696**	**798**	**1516**	**209**	**766**

PITCHER	W	L	ERA	SV	IP	H	ER	BB	SO
ACCARDO,Jeremy	0	0	2.55	1	24.2	23	7	17	18
BILLINGTON,Brian	0	0	3.00	0	6.0	7	2	6	5
BURRES,Brian	0	2	14.21	0	6.1	12	10	5	4
CAMP,Shawn	2	6	3.50	1	79.2	73	31	29	58
CARLSON,Jesse	1	6	4.66	0	67.2	67	35	21	51
CECIL,Brett	7	4	5.30	0	93.1	116	55	38	69
DOWNS,Scott	1	3	3.09	9	46.2	46	16	13	43
FRASOR,Jason	7	3	2.50	11	57.2	43	16	16	56
HALLADAY,Roy	17	10	2.79	0	239.0	234	74	35	208
HAYHURST,Dirk	0	0	2.78	0	22.2	23	7	9	13
JANSSEN,Casey	2	4	5.85	1	40.0	59	26	14	24
LEAGUE,Brandon	3	6	4.58	0	74.2	72	38	21	76
LITSCH,Jesse	0	1	9.00	0	9.0	14	9	1	8
MILLS,Brad	0	1	14.09	0	7.2	14	12	6	9
MURPHY,Bill	0	0	3.18	0	11.1	4	4	8	6
PURCEY,David	1	3	6.19	0	48.0	54	33	30	39
RAY,Robert	1	2	4.44	0	24.1	23	12	6	13
RICHMOND,Scott	8	11	5.52	0	138.2	147	85	59	117
ROENICKE,Josh	0	0	7.13	0	17.2	19	14	12	19
ROMERO,Ricky	13	9	4.30	0	178.0	192	85	79	141
RYAN,B.J.	1	1	6.53	2	20.2	22	15	17	13
RZEPCZYNSKI,Marc	2	4	3.67	0	61.1	51	25	30	60
TALLET,Brian	7	9	5.32	0	160.2	169	95	72	120
WOLFE,Brian	2	2	8.22	0	15.1	25	14	7	11
2009 Totals	**75**	**87**	**4.47**	**25**	**1451.0**	**1509**	**720**	**551**	**1181**

2008

BATTER	Pos	AVG	G	AB	R	H	HR	RBI
BARAJAS, Rod	C	.249	104	349	44	87	11	49
BAUTISTA,Jose	IF-OF	.214	21	56	7	12	3	10
HILL, Aaaron	IF	.263	55	205	19	54	2	20
INGLETT, Joe	IF-OF	.297	109	344	45	102	3	39
LIND, Adam	OF-DH	.282	88	326	48	92	9	40
McDONALD, John	IF	.210	84	186	21	39	1	18
MENCH, Kevin	OF	.243	51	115	18	28	0	10
OVERBAY, Lyle	IF	.270	158	544	74	147	15	69
RIOS, Alex	OF	.291	155	635	91	185	15	79
ROLEN, Scott	IF	.262	115	408	58	107	11	50
SCUTARO, Marco	IF	.267	145	517	76	138	7	60
SNIDER, Travis	OF	.301	24	73	9	22	2	13
THIGPEN, Curtis	C	.176	10	17	2	3	1	1
WELLS, Vernon	OF	.300	108	427	63	128	20	78
WILKERSON, Brad	OF	.216	85	208	20	45	4	23
ZAUN, Gregg	C	.237	86	245	29	58	6	30
BURNETT, A.J.	P	.000	35	3	0	0	0	0
CAMP, Shawn	P	.000	40	0	0	0	0	0
HALLADAY, Roy	P	.000	34	4	0	0	0	0
LITSCH, Jesse	P	.000	29	3	0	0	0	0
MARCUM, Shaun	P	.000	25	2	0	0	0	0
McGOWAN, Dustin	P	.000	19	3	0	0	0	0
PURCEY, David	P	.000	12	1	0	0	0	0
2008 Totals		**.264**	**162**	**5503**	**714**	**1453**	**126**	**681**

PITCHER	W	L	ERA	SV	IP	H	ER	BB	SO
ACCARDO, Jeremy	0	3	6.57	4	12.1	15	9	4	5
BENITEZ, Armando	0	1	5.68	0	6.1	4	4	2	9
BURNETT, A.J.	18	10	4.07	0	221.1	211	100	86	231
CAMP, Shawn	3	1	4.12	0	39.1	40	18	11	31
CARLSON, Jesse	7	2	2.25	2	60.0	41	15	21	55
DOWNS, Scott	0	3	1.78	5	70.2	54	14	27	57
FRASOR, Jason	1	2	4.18	0	47.1	36	22	32	42
HALLADAY, Roy	20	11	2.78	0	246.0	220	76	39	206
LEAGUE, Brandon	1	2	2.18	1	33.0	28	8	15	23
LITSCH, Jesse	13	9	3.58	0	176.0	178	70	39	99
MARCUM, Shaun	9	7	3.39	0	151.1	126	57	50	123
McGOWAN, Dustin	6	7	4.37	0	111.1	115	54	38	85
PARRISH, John	1	1	4.04	0	42.1	47	19	15	21
PURCEY, David	3	6	5.54	0	65.0	67	40	29	58
RICHMOND, Scott	1	3	4.00	0	27.0	32	12	2	20
RYAN, B.J.	2	4	2.95	32	58.0	46	19	28	58
TALLET, Brian	1	2	2.88	0	56.1	52	18	22	47
WELLS, Randy	0	0	0.00	0	1.0	0	0	1	0
WOLFE, Brian	0	2	2.45	0	22.0	18	6	6	14
2008 Totals	**86**	**76**	**3.49**	**44**	**1446.2**	**1330**	**561**	**467**	**1184**

2007

BATTER	Pos	AVG	G	AB	R	H	HR	RBI
ADAMS,Russ	IF	.233	27	60	14	14	2	12
BURNETT,A.J.	P	.000	25	2	0	0	0	0
CLARK,Howie	IF-OF	.204	31	49	6	10	0	2
CLAYTON, Royce	IF	.254	69	189	23	48	1	12
FASANO, Sal	C	.178	16	45	5	8	1	4
GLAUS, Troy	IF	.262	115	385	60	101	20	62
GRIFFIN, John-Ford	OF	.300	6	10	4	3	1	3
HALLADAY, Roy	P	.500	31	4	0	2	0	1
HILL, Aaron	IF	.291	160	608	87	177	17	78
INGLETT, Joe	IF-OF	.600	2	5	0	3	0	2
JOHNSON, Reed	OF	.236	79	275	31	65	2	14
KENNEDY, Joe	P	.000	9	0	0	0	0	0
LIND, Adam	OF-DH	.238	89	290	34	69	11	46
LITSCH, Jesse	P	.000	20	1	0	0	0	0
LUNA, Hector	IF	.167	22	42	5	7	1	4
MARCUM, Shaun	P	.000	38	4	0	0	0	0
MCDOANLD, John	IF	.251	123	327	32	82	1	31
MCGOWAN, Dustin	P	.286	28	7	1	2	0	0
OLEMDO, Ray	IF	.216	27	51	6	11	0	1
OVERBAY, Lyle	IF	.240	122	425	49	102	10	44
PHILLIPS, Jason	C	.208	55	144	11	30	1	12
RIOS, Alex	OF	.297	161	643	114	191	24	85
ROBERTS, Ryan	IF-OF	.077	8	13	2	1	0	0
SMITH, Jason	IF	.212	27	52	7	11	0	4
STAIRS, Matt	IF-OF-DH	.289	125	357	58	103	21	64
THIGPEN, Curtis	C	.238	47	101	13	24	0	11
THOMAS, Frank	DH	.277	155	531	63	147	26	95
TOWERS, Josh	P	.000	25	1	0	0	0	0
WELLS, Vernon	OF	.245	149	584	85	143	16	80
ZAUN, Gregg	C	.242	110	331	43	80	10	52
2007 Totals		**.259**	**162**	**5536**	**753**	**1434**	**165**	**719**

PITCHER	W	L	ERA	SV	IP	H	ER	BB	SO
ACCARDO, Jeremy	4	4	2.14	30	67.1	51	16	24	57
BANKS, Josh	0	0	7.36	0	7.1	11	6	2	2
BURNETT, A.J.	10	8	3.75	0	165.2	131	69	66	176
CHACIN, Gustavo	2	1	5.60	0	27.1	29	17	7	11
DE JONG, Jordan	0	0	8.00	0	9	11	8	5	7
DOWNS, Scott	4	2	2.17	1	58	47	14	24	57
FRASOR, Jason	1	5	4.58	3	57	47	29	23	59
GRONKEWEICZ, Lee	0	0	2.25	0	4	2	1	2	2
HALLADAY, Roy	16	7	3.71	0	225.1	232	93	48	139
JANSSEN, Casey	2	3	2.35	6	72.2	67	19	20	39
KENNEDY, Joe	1	0	5.14	0	7	6	4	5	8
LEAGUE, Brandon	0	0	6.17	0	11.2	19	8	7	7
LITSCH, Jesse	7	9	3.81	0	111	116	47	36	50
MARCUM, Shaun	12	6	4.13	1	159	149	73	49	122
MCGOWAN, Dustin	12	10	4.08	0	169.2	146	77	61	144
OHKA, Tomo	2	5	5.79	0	56	68	36	22	21
RYAN, B.J.	0	2	12.46	3	4.1	7	6	4	3
TALLET, Brian	2	4	3.47	0	62.1	49	24	28	54
TAUBENHEIM, Ty	0	0	9.00	0	5	5	5	4	4
TOWERS, Josh	5	10	5.38	0	107	129	64	22	76
VERMILYEA, Jamie	0	0	0.00	0	6	5	0	0	2
WOLFE, Brian	3	1	2.98	0	45.1	36	15	9	22
ZAMBRANO, Victor	0	3	10.17	0	23	32	26	22	16
2007 Totals	**83**	**79**	**4.00**	**44**	**1448.2**	**1383**	**644**	**479**	**1067**

2006

BATTER	Pos	AVG	G	AB	R	H	HR	RBI
ADAMS, Russ	IF	.219	90	251	31	55	3	28
BARKER, Kevin	IF-OF	.235	12	17	3	4	1	1
CATALANOTT, Frank	OF-DH	.300	128	437	56	131	7	56
GLAUS, Troy	3B	.252	153	540	105	136	38	104
HATTIG, John	IF-DH	.333	13	24	2	8	0	3
HILL, Aaron	IF	.291	155	546	70	159	6	50
JOHNSON, Reed	OF	.319	134	461	86	147	12	49
LIND, Adam	OF	.367	18	60	8	22	2	8
MCDONALD, John	IF	.223	104	260	35	58	3	23
MOLINA, Bengie	C	.284	117	433	44	123	19	57
OVERBAY, Lyle	1B	.312	157	581	82	181	22	92
PHILLIPS, Jason	C-1B	.250	25	48	4	12	0	6
RIOS, Alex	OF	.302	128	450	68	136	17	82
WELLS, Vernon	OF	.303	154	611	91	185	32	106
ZAUN, Gregg	C	.272	99	290	39	79	12	40
ACCARDO, Jeremy	P	.000	27	0	0	0	0	0
BURNETT, A.J.	P	.000	21	3	0	0	0	0
HALLADAY, Roy	P	.000	32	3	0	0	0	0
LILLY, Ted	P	.000	32	3	0	0	0	0
ROSARIO, Francisco	P	.000	17	1	0	0	0	0
TOWERS, Josh	P	.200	15	5	1	1	0	0
2006 Totals		**.284**	**162**	**5596**	**809**	**1591**	**199**	**778**

PITCHER	W	L	ERA	SV	IP	H	ER	BB	SO
ACCARDO, Jeremy	1	1	5.97	0	28.2	38	19	0	2
BURNETT, A.J.	10	8	3.98	0	135.2	138	60	39	118
CHACIN, Gustavo	9	4	5.05	0	87.1	90	49	38	47
DOWNS, Scott	6	2	4.09	1	77.0	73	35	30	61
FRASOR, Jason	3	2	4.32	0	50.0	47	24	17	51
HALLADAY, Roy	16	5	3.19	0	220.0	208	78	34	132
LEAGUE, Brandon	1	2	2.53	1	42.2	34	12	9	29
LILLY, Ted	15	13	4.31	0	181.2	179	87	81	160
MARCUM, Shaun	3	4	5.06	0	78.1	87	44	38	65
MCGOWAN, Dustin	1	2	7.24	0	27.1	35	22	25	22
ROMERO, Davis	1	0	3.86	0	16.1	19	7	6	10
ROSARIO, Francisco	1	2	6.65	0	23.0	24	17	16	21
RYAN, B.J.	2	2	1.37	38	72.1	42	11	20	86
SPEIER, Justin	2	0	2.98	0	51.1	47	17	21	55
TALLET, Brian	3	0	3.81	0	54.1	45	23	31	37
TOWERS, Josh	2	10	8.42	0	62.0	93	58	17	35
WALKER, Pete	1	1	5.40	1	30.0	37	18	13	27
2006 Totals	**87**	**75**	**4.37**	**42**	**1428.1**	**1447**	**694**	**504**	**1076**

2005

BATTER	Pos	AVG	G	AB	R	H	HR	RBI
ADAMS, Russ	SS	.256	139	481	68	123	8	63
CATALANOTTO, Frank	OF	.301	130	419	56	126	8	59
GRIFFIN, John-Ford	OF	.308	7	13	3	4	1	6
GROSS, Gabe	OF	.250	40	92	11	23	1	7
HILL, Aaron	IF	.274	105	361	49	99	3	40
HILLENBRAND, Shea	DH-IF	.291	152	594	91	173	18	82
HINSKE, Eric	1B	.262	147	477	79	125	15	68
HUCKABY, Ken	C	.207	35	87	8	18	0	6
HUDSON, Orlando	2B	.271	131	461	62	125	10	63
JOHNSON, Reed	OF	.269	142	398	55	107	8	58
KOSKIE, Corey	3B	.249	97	354	49	88	11	36
MENECHINO, Frank	IF	.216	70	148	22	32	4	13
QUIROZ, Guillermo	C	.194	12	36	3	7	0	4
RIOS, Alex	OF	.262	146	481	71	126	10	59
WELLS, Vernon	OF	.269	156	620	78	167	28	97
ZAUN, Gregg	C	.251	133	434	61	109	11	61
CHACIN, Gustavo	P	.000	34	7	1	0	0	0
HALLADAY, Roy	P	.000	19	2	0	0	0	0
LILLY, Ted	P	.000	25	3	0	0	0	0
TOWERS, Josh	P	.000	33	6	0	0	0	0
2005 Totals		**.265**	**162**	**5581**	**775**	**1480**	**136**	**735**

PITCHER	W	L	ERA	SV	IP	H	ER	BB	SO
BATISTA, Miguel	5	8	4.10	31	74.2	80	34	27	54
BUSH, Dave	5	11	4.49	0	136.1	142	68	29	75
CHACIN, Gustavo	13	9	3.72	0	203.0	213	84	70	121
CHULK, Vinnie	0	1	3.88	0	72.0	68	31	26	39
DOWNS, Scott	4	3	4.31	0	94.0	93	45	34	75
FRASOR, Jason	3	5	3.25	1	74.2	67	27	28	62
HALLADAY, Roy	12	4	2.41	0	141.2	118	38	18	108
LEAGUE, Brandon	1	0	6.56	0	35.2	42	26	20	17
LILLY, Ted	10	11	5.56	0	126.1	135	78	58	96
MARCUM, Shaun	0	0	0.00	0	8.0	6	0	4	4
MCGOWAN, Dustin	1	3	6.35	0	45.1	49	32	17	34
SCHOENEWEIS, Scott	3	4	3.32	1	57.0	54	21	25	43
SPEIER, Justin	3	2	2.57	0	66.2	48	19	15	56
TOWERS, Josh	13	12	3.71	0	208.2	237	86	29	112
WALKER, Pete	6	6	3.54	2	84.0	81	33	33	43
2005 Totals	**80**	**82**	**4.06**	**35**	**1447.0**	**1475**	**653**	**444**	**958**

2004

BATTER	Pos	AVG	G	AB	R	H	HR	RBI
ADAMS, Russ	SS	.306	22	72	10	22	4	10
BATISTA, Miguel	P	.000	38	5	0	0	0	0
BERG, Dave	IF-OF	.253	58	154	13	39	3	23
BUSH, Dave	P	.000	16	2	0	0	0	0
CASH, Kevin	C	.193	60	181	18	35	4	21
CATALANOTT, Frank	OF	.293	75	249	27	73	1	26
CLARK, Howie	IF-OF	.217	40	115	17	25	3	12
CROZIER, Eric	1B	.152	14	33	5	5	2	4
DELGADO, Carlos	1B	.269	128	458	74	123	32	99
ESTALELLA, Bobby	C	.231	5	13	1	3	0	0
FILE, Bob	P	.000	24	1	0	0	0	0
GOMEZ, Chris	IF	.282	109	341	41	96	3	37
GROSS, Gabe	OF	.209	44	129	18	27	3	16
HALLADAY, Roy	P	.000	21	6	0	0	0	0
HENTGEN, Pat	P	.000	18	1	0	0	0	0
HERMANSEN, Chad	OF	.000	4	7	0	0	0	0
HINSKE, Eric	IF	.246	155	570	66	140	15	69
HUDSON, Orlando	2B	.270	135	489	73	132	12	58
JOHNSON, Reed	OF	.270	141	537	68	145	10	61
LILLY, Ted	P	.000	32	3	0	0	0	0
MENECHINO, Frank	IF	.301	72	236	40	71	9	25
MYERS, Greg	C	.222	8	18	0	4	0	1
PHELPS, Josh	1B-DH	.237	79	295	38	70	12	51
POND, Simon	IF-OF	.163	16	49	4	8	1	6
QUIROZ, Guillermo	C	.212	17	52	2	11	0	6
RIOS, Alex	OF	.286	111	426	55	122	1	28
SPEIER, Justin	P	.000	62	1	0	0	0	0
TOWERS, Josh	P	.000	21	1	0	0	0	0
WELLS, Vernon	OF	.272	134	536	82	146	23	67
WOODWARD, Chris	IF	.235	69	213	21	50	1	24
ZAUN, Gregg	C	.269	107	338	46	91	6	36
2004 Totals		**.260**	**161**	**5531**	**719**	**1438**	**145**	**680**

PITCHER	W	L	ERA	SV	IP	H	ER	BB	SO
ADAMS, Terry	4	4	3.98	3	43.0	49	19	22	35
BATISTA, Miguel	10	13	4.8	5	198.2	206	106	96	104
BUSH, Dave	5	4	3.69	0	97.2	95	40	25	64
CHACIN, Gustavo	1	1	2.57	0	14.0	8	4	3	6
CHULK, Vinnie	1	3	4.66	2	56.0	59	29	27	44
DE LOS SAN, Valerio	0	0	6.17	0	11.2	11	8	10	10
DOUGLASS, Sean	0	2	6.28	0	38.2	37	27	28	36
FILE, Bob	1	0	4.81	0	33.2	45	18	12	15
FRASOR, Jason	4	6	4.08	17	68.1	64	31	36	54
FREDERICK, Kevin	0	2	6.59	0	28.2	32	21	16	22
GLYNN, Ryan	1	0	4.05	0	20.0	19	9	8	14
HALLADAY, Roy	8	8	4.2	0	133.0	140	62	39	95
HENTGEN, Pat	2	9	6.95	0	80.1	90	62	42	33
KERSHNER, Jason	0	1	6.04	0	22.1	30	15	8	15
LEAGUE, Brandon	1	0	0	0	4.2	3	0	1	2
LIGTENBERG, Kerry	1	6	6.38	3	55.0	73	39	25	49
LILLY, Ted	12	10	4.06	0	197.1	171	89	89	168
LOPEZ, Aquilino	1	1	6	0	21.0	21	14	13	13
MAUER, Dave	0	0	54	0	1.1	6	8	5	1
MENECHINO, Frank	0	0	0	0	0.1	2	0	0	0
MILLER, Justin	3	4	6.06	0	81.2	101	55	42	47
NAKAMURA, Micheal	0	3	7.36	0	25.2	27	21	7	24
PETERSON, Adam	0	0	16.88	0	2.2	7	5	3	2
SPEIER, Justin	3	8	3.91	7	69.0	61	30	25	52
TOWERS, Josh	9	9	5.11	0	116.1	148	66	26	51
2004 Totals	**67**	**94**	**4.91**	**37**	**1421.0**	**1505**	**775**	**608**	**956**

2003

BATTER	Pos.	Avg.	G	AB	R	H	HR	RBI
BERG, Dave	IF-OF-DH	.255	61	161	26	41	4	18
BORDICK, Mike	SS-3B-2B	.274	102	343	39	94	5	54
CASH, Kevin	C	.142	34	106	10	15	1	8
CATALANOTTO, F.	OF-DH-1B	.299	133	489	83	146	13	59
CLARK, Howie	IF-OF-DH	.357	38	70	9	25	0	7
DAVIS, Doug	P	.000	12	1	0	0	0	0
DELGADO, Carlos	1B-DH	.302	161	570	117	172	42	145
ESCOBAR, Kelvim	P	.167	41	6	1	1	0	1
HALLADAY, Roy	P	.111	36	9	2	1	0	0
HENDRICKSON, Mark	P	.250	30	4	1	1	1	1
HINSKE, Eric	3B	.243	124	449	74	109	12	63
HUCKABY, Ken	C	.182	5	11	1	2	0	2
HUDSON, Orlando	2B	.268	142	474	54	127	9	57
JOHNSON, Reed	OF	.294	114	412	79	121	10	52
KIELTY, Bobby	OF-1B	.233	62	189	31	44	4	25
LIDLE, Cory	P	.333	31	6	1	2	0	0
MYERS, Greg	C-DH	.307	121	329	51	101	15	52
PHELPS, Josh	DH-1B	.268	119	396	57	106	20	66
STEWART, Shannon	OF-DH	.294	71	303	47	89	7	35
TAM, Jeff	P	1.000	44	1	0	1	0	1
TOWERS, Josh	P	.000	14	1	0	0	0	0
WELLS, Vernon	OF	.317	161	678	118	215	33	117
WERTH, Jayson	OF	.208	26	48	7	10	2	10
WILSON, Tom	C-1B-OF-DH	.258	96	256	37	66	5	35
WOODWARD, Chris	SS	.261	104	349	49	91	7	45
2003 Totals		**.279**	**162**	**5661**	**894**	**1580**	**190**	**853**

PITCHER	ERA	W-L	SV	G	IP	H	ER	BB	SO
ACEVEDO, Juan	4 .26	1-2	0	14	12.2	18	6	8	9
BOWLES, Brian	2.57	0-0	0	5	7.0	8	2	2	2
CHULK, Vinnie	5.06	0-0	0	3	5.1	6	3	3	2
CREEK, Doug	3.29	0-0	0	21	13.2	14	5	12	11
DAVIS, Doug	5.00	4-6	0	12	54.0	70	30	26	25
ESCOBAR, Kelvim	4.29	13-9	4	41	180.1	189	86	78	159
HALLADAY, Roy	3.25	22-7	0	36	266.0	253	96	32	204
HENDRICKSON, Mark	5.51	9-9	0	30	158.1	207	97	40	76
KERSHNER, Jason	3.17	3-3	0	40	54.0	43	19	15	32
LIDLE, Cory	5.75	12-15	0	31	192.2	216	123	60	112
LINTON, Doug	3.00	0-0	0	7	9.0	7	3	4	7
LOPEZ, Aquilino	3.42	1-3	14	72	73.2	58	28	34	64
MILLER, Trever	4.61	2-2	4	79	52.2	46	27	28	44
POLITTE, Cliff	5.66	1-5	12	54	49.1	52	31	17	40
REICHERT, Dan	6.06	0-0	0	15	16.1	28	11	8	13
SERVICE, Scott	4.50	0-0	0	15	16.0	17	8	6	17
STURTZE, Tanyon	5.94	7-6	0	40	89.1	107	59	43	54
TAM, Jeff	5.64	0-4	1	44	44.2	58	28	25	26
THURMAN, Corey	6.46	1-1	0	6	15.1	21	11	9	11
TOWERS, Josh	4.48	8-1	1	14	64.1	67	32	7	42
WALKER, Pete	4.88	2-2	0	23	55.1	59	30	24	29
WASDIN, John	23.40	0-1	0	3	5.0	16	13	4	5
2003 Totals	**4.69**	**86-76**	**36**	**162**	**1435.0**	**1560**	**748**	**485**	**984**

2002

BATTER	Pos.	Avg.	G	AB	R	H	HR	RBI
BERG, David	IF-OF	.270	109	374	42	101	4	39
BUSH, Homer	2B	.231	23	78	9	18	1	2
CASH, Kevin	C	.143	7	14	1	2	0	0
CRUZ Jr., Jose	OF	.245	124	466	64	114	18	70
DELGADO, Carlos	1B	.277	143	505	103	140	33	108
FLETCHER, Darrin	C-PH	.220	45	127	8	28	3	22
HINSKE, Eric	3B	.279	151	566	99	158	24	84
HUCKABY, Ken	C	.245	88	273	29	67	3	22
HUDSON, Orlando	2B	.276	54	192	20	53	4	23
LAWRENCE, Joe	2B	.180	55	150	16	27	2	15
LESHER, Brian	1B-OF-PH	.132	24	38	2	5	0	2
LOPEZ, Felipe	SS	.227	85	282	35	64	8	34
MONDESI, Raul	OF-DH	.224	75	299	51	67	15	45
PHELPS, Josh	DH	.309	74	265	41	82	15	58
STEWART, Shannon	OF-DH	.303	141	577	103	175	10	45
SWANN, Pedro	PH	.083	13	12	3	1	0	1
WELLS, Vernon	OF	.275	159	608	87	167	23	100
WERTH, Jayson	OF	.261	15	46	4	12	0	6
WILSON, Tom	C-DH	.257	96	265	33	68	8	37
WISE, Dewayne	OF	.179	42	112	14	20	3	13
WOODWARD, Chris	SS	.276	90	312	48	86	13	45
2002 Totals		**.261**	**162**	**5581**	**813**	**1457**	**187**	**771**

PITCHER	ERA	W-L	SV	G	IP	H	ER	BB	SO
BORBON, Pedro	4.97	1-2	0	16	12.2	12	7	6	11
BOWLES, Brian	4.05	2-1	0	17	20.0	13	9	14	19
CARPENTER, Chris	5.28	4-5	0	13	73.1	89	43	27	45
CASSIDY, Scott	5.73	1-4	0	58	66.0	52	42	32	48
COCO, Pasqual	18.00	0-1	0	2	1.0	4	2	3	0
COOPER, Brian	14.04	0-1	0	2	8.1	14	13	4	3
ESCOBAR, Kelvim	4.27	5-7	38	76	78.0	75	37	44	85
EYRE, Scott	4.97	2-4	0	49	63.1	69	35	29	51
FILE, Bob	18.90	0-1	0	5	3.1	8	7	2	2
HALLADAY, Roy	2.93	19-7	0	34	239.1	223	78	62	168
HENDRICKSON, Mark	2.45	3-0	0	16	36.2	25	10	12	21
HEREDIA, Felix	3.61	1-2	0	53	52.1	51	21	26	31
KERSHNER, Jason	1.69	0-0	1	10	5.1	5	1	4	7
LOAIZA, Esteban	5.71	9-10	0	25	151.1	192	96	38	87
LYON, Brandon	6.53	1-4	0	15	62.0	78	45	19	30
MILLER, Justin	5.54	9-5	0	25	102.1	103	63	66	68
PARRIS, Steve	5.97	5-5	0	14	75.1	96	50	35	48
PLESAC, Dan	3.38	1-2	0	19	13.1	11	5	6	14
POLITTE, Cliff	3.61	1-3	1	55	57.1	38	23	19	57
PROKOPEC, Luke	6.78	2-9	0	22	71.2	90	54	25	41
SMITH, Mike	6.62	0-3	0	14	35.1	43	26	20	16
THURMAN, Corey	4.37	2-3	0	43	68.0	65	33	45	56
WALKER, Pete	4.33	10-5	1	37	139.1	143	67	51	80
WIGGINS, Scott	3.38	0-0	0	3	2.2	5	1	1	3
2002 Totals	**4.80**	**78-84**	**41**	**162**	**1438.2**	**1504**	**767**	**590**	**991**

2001

BATTER	Pos.	Avg.	G	AB	R	H	HR	RBI
BATISTA, Tony	3B	.207	72	271	29	56	13	45
BUSH, Homer	2B	.306	78	271	32	83	3	27
CASTILLO, Alberto	C	.198	66	131	9	26	1	4
CRUZ Jr., Jose	OF	.274	146	577	92	158	34	88
DELGADO, Carlos	1B	.279	162	574	102	160	39	102
FERNANDEZ, Tony	PH-DH	.305	48	59	5	18	1	12
FLETCHER, Darrin	C	.226	134	416	36	94	11	56
FREEL, Ryan	2B	.273	9	22	1	6	0	3
FRYE, Jeff	2B-3B	.246	74	175	24	43	2	15
FULLMER, Brad	DH	.274	146	522	71	143	18	83
GONZALEZ, Alex	SS	.253	154	636	79	161	17	76
IZTURIS, Cesar	2B-SS	.269	46	134	19	36	2	9
LATHAM, Chris	OF-PH	.274	43	73	12	20	2	10
LOPEZ, Felipe	3B	.260	49	177	21	46	5	23
LOPEZ, Luis	3B	.244	41	119	10	29	3	10
MONDESI, Raul	OF	.252	149	572	88	144	27	84
PHELPS, Josh	C	.000	8	12	3	0	0	1
SIMMONS, Brian	OF-PH	.178	60	107	8	19	2	8
STEWART, Shannon	OF	.316	155	640	103	202	12	60
WELLS, Vernon	OF	.313	30	96	14	30	1	6
WOODWARD, Chris	IF	.190	37	63	9	12	2	5
2001 Totals		**.263**	**162**	**5663**	**767**	**1489**	**195**	**728**

PITCHER	ERA	W-L	SV	G	IP	H	ER	BB	SO
BEIRNE, Kevin	12.86	0-0	0	5	7.0	13	10	6	5
BORBON, Pedro	3.71	2-4	0	71	53.1	48	22	12	45
BOWLES, Brian	0.00	0-0	0	2	3.2	4	0	1	4
CARPENTER, Chris	4.09	11-11	0	34	215.2	229	98	75	157
COCO, Pasqual	4.40	1-0	0	7	14.1	12	7	6	9
DeWITT, Matt	3.79	0-2	0	16	19.0	22	8	10	13
ESCOBAR, Kelvim	3.50	6-8	0	59	126.0	93	49	52	121
EYRE, Scott	3.45	1-2	2	17	15.2	15	6	7	16
FILE, Bob	3.27	5-3	0	60	74.1	57	28	29	38
FRASCATORE, John	2.20	1-0	0	12	16.1	16	4	4	9
HALLADAY, Roy	3.16	5-3	0	17	105.1	97	37	25	96
HAMILTON, Joey	5.89	5-8	0	22	122.1	170	80	38	82
KOCH, Billy	4.80	2-5	36	69	69.1	69	37	33	55
LOAIZA, Esteban	5.02	11-11	0	36	190.0	239	106	40	110
LYON, Brandon	4.29	5-4	0	11	63.0	63	30	15	35
MICHALAK, Chris	4.62	6-7	0	24	115.0	133	59	49	57
PAINTER, Lance	7.85	0-1	0	10	18.1	27	16	11	14
PARRIS, Steve	4.60	4-6	0	19	105.2	126	54	41	49
PLESAC, Dan	3.57	4-5	1	62	45.1	34	18	24	68
QUANTRILL, Paul	3.04	11-2	2	80	83.0	86	28	12	58
2001 Totals	**4.28**	**80-82**	**41**	**162**	**1462.2**	**1553**	**696**	**490**	**1041**

2000

BATTER	Pos.	Avg.	G	AB	R	H	HR	RBI
BATISTA, Tony	3B	.263	154	620	96	163	41	114
BUSH, Homer	2B	.215	76	297	38	64	1	18
CASTILLO, Alberto	C	.211	66	185	14	39	1	16
CORDOVA, Marty	OF-DH	.245	62	200	23	49	4	18
CRUZ Jr., Jose	OF	.242	162	603	91	146	31	76
DELGADO, Carlos	1B	.344	162	569	115	196	41	137
DUCEY, Rob	OF	.154	5	13	2	2	0	1
FLETCHER, Darrin	C	.320	122	416	43	133	20	58
FULLMER, Brad	DH	.295	133	482	76	142	32	104
GONZALEZ, Alex	SS	.252	141	527	68	133	15	69
GREBECK, Craig	2B-SS	.295	66	241	38	71	3	23
GREENE, Charlie	C	.111	3	9	0	1	0	0
GREENE, Todd	DH-PH	.235	34	85	11	20	5	10
MARTINEZ, Dave	OF	.311	47	180	29	56	2	22
MONDESI, Raul	OF	.271	96	388	78	105	24	67
MORANDINI, Mickey	2B	.271	35	107	10	29	0	7
MOTTOLA, Chad	OF	.222	3	9	1	2	0	2
PHELPS, Josh	C	.000	1	1	0	0	0	0
STEWART, Shannon	OF	.319	136	583	107	186	21	69
THOMPSON, Andy	OF	.167	2	6	2	1	0	1
WELLS, Vernon	OF	.000	3	2	0	0	0	0
WISE, Dewayne	OF	.136	28	22	3	3	0	0
WOODWARD, Chris	IF	.183	37	104	16	19	3	14
2000 Totals		**.275**	**162**	**5677**	**861**	**1562**	**244**	**826**

PITCHER	ERA	W-L	SV	G	IP	H	ER	BB	SO
ANDREWS, Clayton	10.02	1-2	0	8	20.2	34	23	9	12
BALE, John	14.73	0-0	0	2	3.2	5	6	3	6
BORBON, Pedro	6.48	1-1	1	59	41.2	45	30	38	29
CARPENTER, Chris	6.26	10-12	0	34	175.1	204	122	83	113
CASTILLO, Frank	3.59	10-5	0	25	138.0	112	55	56	104
COCO, Pasqual	9.00	0-0	0	1	4.0	5	4	5	2
CUBILLAN, Darwin	8.04	1-0	0	7	15.2	20	14	11	14
DeWITT, Matt	8.56	1-0	0	8	13.2	20	13	9	6
ESCOBAR, Kelvim	5.35	10-15	2	43	180.0	186	107	85	142
ESTRELLA, Leoncio	5.79	0-0	0	2	4.2	9	3	0	3
FRASCATORE, John	5.42	2-4	0	60	73.0	87	44	33	30
GUNDERSON, Eric	7.11	0-1	0	6	6.1	15	5	2	2
GUTHRIE, Mark	4.79	0-2	0	23	20.2	20	11	9	20
HALLADAY, Roy	10.64	4-7	0	19	67.2	107	80	42	44
HAMILTON, Joey	3.55	2-1	0	6	33.0	28	13	12	15
KOCH, Billy	2.63	9-3	33	68	78.2	78	23	18	60
LOAIZA, Esteban	3.62	5-7	0	14	92.0	95	37	26	62
MUNRO, Pete	5.96	1-1	0	9	25.2	38	17	16	16
PAINTER, Lance	4.73	2-0	0	42	66.2	69	35	22	53
QUANTRILL, Paul	4.52	2-5	1	68	83.2	100	42	25	47
TRACHSEL, Steve	5.29	2-5	0	11	63.0	72	37	25	32
WELLS, David	4.11	20-8	0	35	229.2	266	105	31	166
2000 Totals	**5.14**	**83-79**	**37**	**162**	**1437.1**	**1615**	**821**	**560**	**978**

1999

BATTER	Pos.	Avg.	G	AB	R	H	HR	RBI
BATISTA, Tony	SS	.285	98	375	61	107	26	79
BERROA, Geronimo	DH-PH	.194	22	62	11	12	1	6
BLAKE, Casey	3B	.256	14	39	6	10	1	1
BORDERS, Pat	C-DH	.214	6	14	1	3	1	3
BROWN, Kevin	C	.444	2	9	1	4	0	1
BRUMFIELD, Jacob	OF	.235	62	170	25	40	2	19
BUSH, Homer	2B-SS	.320	128	485	69	155	5	55
BUTLER, Rich	DH-OF	.143	8	7	1	1	0	1
CRUZ Jr., Jose	OF	.241	106	349	63	84	14	45
DALESANDRO, Mark	C-DH-3B	.185	16	27	3	5	0	1
DELGADO, Carlos	1B	.272	152	573	113	156	44	134
FERNANDEZ, Tony	3B	.328	142	485	73	159	6	75
FLETCHER, Darrin	C	.291	115	412	48	120	18	80
GONZALEZ, Alex	SS	.292	38	154	22	45	2	12
GOODWIN, Curtis	OF	.000	2	8	0	0	0	0
GREBECK, Craig	IF-DH	.363	34	113	18	41	0	10
GREEN, Shawn	OF	.309	153	614	134	190	42	123
GREENE, Willie	DH-3B-OF	.204	81	226	22	46	12	41
HOLLINS, Dave	DH	.222	27	99	12	22	2	6
KELLY, Pat	2B	.267	37	116	17	31	6	20
LENNON, Patrick	OF	.207	9	29	3	6	1	6
MARTIN, Noberto	2B	.222	9	27	3	6	0	0
MATHENY, Mike	C	.215	57	163	16	35	3	17
McRAE, Brian	DH-OF	.195	31	82	11	16	3	11
OTANEZ, Willis	3B-1B	.252	42	127	21	32	5	13
SANDERS, Anthony	DH-OF	.286	3	7	1	2	0	2
SEGUI, David	DH-1B	.316	31	95	14	30	5	13
STEWART, Shannon	OF	.304	145	608	102	185	11	67
WELLS, Vernon	OF	.261	24	88	8	23	1	8
WITT, Kevin	DH-PH	.206	15	34	3	7	1	5
WOODWARD, Chris	SS	.231	14	26	1	6	0	2
1999 Totals		**.280**	**162**	**5642**	**883**	**1580**	**212**	**856**

PITCHER	ERA	W-L	SV	G	IP	H	ER	BB	SO
BALE, John	13.50	0-0	0	1	2.0	2	3	2	4
CARPENTER, Chris	4.38	9-8	0	24	150.0	177	73	48	106
DAVEY, Tom	4.70	1-1	1	29	44.0	40	23	26	42
ESCOBAR, Kelvim	5.69	14-11	0	33	174.0	203	110	81	129
FRASCATORE, John	3.41	7-1	1	33	37.0	42	14	9	22
GLOVER, Gary	0.00	0-0	0	1	0.0	0	0	1	0
HALLADAY, Roy	3.92	8-7	1	36	149.1	156	65	79	82
HAMILTON, Joey	6.52	7-8	0	22	98.0	118	71	39	56
HENTGEN, Pat	4.79	11-12	0	34	199.0	225	106	65	118
HUDEK, John	12.27	0-0	0	3	3.2	8	5	1	2
KOCH, Billy	3.39	0-5	31	56	63.2	55	24	30	57
LLOYD, Graeme	3.63	5-3	3	74	72.0	68	29	23	47
LUDWICK, Eric	27.00	0-0	0	1	1.0	3	3	2	0
MUNRO, Peter	6.02	0-2	0	31	55.1	70	37	23	38
PERSON, Robert	9.82	0-2	2	11	11.0	9	12	15	12
PLESAC, Dan	8.34	0-3	0	30	22.2	28	21	9	26
QUANTRILL, Paul	3.33	3-2	0	41	48.2	53	18	17	28
RODRIGUEZ, Nerio	13.50	0-1	0	2	2.0	2	3	2	2
ROMANO, Mike	11.81	0-0	0	3	5.1	8	7	5	3
SINCLAIR, Steve	12.71	0-0	0	3	5.2	7	8	4	3
SPOLJARIC, Paul	4.65	2-2	0	37	62.0	62	32	32	63
WELLS, David	4.82	17-10	0	34	231.2	246	124	62	169
1999 Totals	**4.93**	**84-78**	**39**	**162**	**1439.0**	**1582**	**788**	**575**	**1009**

1998

BATTER	Pos.	Avg.	G	AB	R	H	HR	RBI
BROWN, Kevin	C	.264	52	110	17	29	2	15
CANSECO, Jose	DH-OF	.237	151	583	98	138	46	107
CRESPO, Felipe	OF-IF	.262	66	130	11	34	1	15
CRUZ Jr., Jose	OF	.253	105	352	55	89	11	42
DALESANDRO, Mark	C-3B-1B	.299	32	67	8	20	2	14
DELGADO, Carlos	1B	.292	142	530	94	155	38	115
EVANS, Tom	3B	.000	7	10	0	0	0	0
FERNANDEZ, Tony	2B-3B	.321	138	486	71	156	9	72
FLETCHER, Darrin	C	.283	124	407	37	115	9	52
GONZALEZ, Alex	SS	.239	158	568	70	136	13	51
GREBECK, Craig	IF	.256	102	301	33	77	2	27
GREEN, Shawn	OF	.278	158	630	106	175	35	100
LENNON, Patrick	OF	.500	2	4	1	2	0	0
PEREZ, Tomas	SS-2B	.111	6	9	1	1	0	0
PHILLIPS, Tony	OF	.354	13	48	9	17	1	7
SAMUEL, Juan	DH-OF	.180	43	50	14	9	1	2
SANTIAGO, Benito	C	.310	15	29	3	9	0	4
SPRAGUE, Ed	3B	.238	105	382	49	91	17	51
STANLEY, Mike	DH-1B	.240	98	341	49	82	22	47
STEWART, Shannon	OF	.279	144	516	90	144	12	55
WITT, Kevin	1B	.143	5	7	0	1	0	0
1998 Totals		**.266**	**163**	**5580**	**816**	**1482**	**221**	**776**

PITCHER	ERA	W-L	SV	G	IP	H	ER	BB	SO
ALMANZAR, Carlos	5.34	2-2	0	25	28.2	34	17	8	20
ANDUJAR, Luis	9.53	0-0	0	5	5.2	12	6	2	1
CARPENTER, Chris	4.37	12-7	0	33	175	177	85	61	136
CLEMENS, Roger	2.65	20-6	0	33	234.2	169	69	88	271
ESCOBAR, Kelvim	3.73	7-3	0	22	79.2	72	33	35	72
GUZMAN, Juan	4.41	6-12	0	22	145.0	133	71	65	113
HALLADAY, Roy	1.93	1-0	0	2	14.0	9	3	2	13
HANSON, Eric	6.24	0-3	0	11	49.0	73	34	29	21
HENTGEN, Pat	5.17	12-11	0	29	177.0	208	102	69	94
MYERS, Randy	4.46	3-4	28	41	42.1	44	21	19	32
PERSON, Robert	7.04	3-1	6	27	38.1	45	30	22	31
PLESAC, Dan	3.78	4-3	4	78	50.0	41	21	16	55
QUANTRILL, Paul	2.59	3-4	7	82	80.0	88	23	22	59
RISLEY, Bill	5.27	3-4	0	44	54.2	52	32	34	42
RODRIGUEZ, Nerio	9.72	1-0	0	7	8.1	10	9	8	3
SINCLAIR, Steve	3.60	0-2	0	24	15.0	13	6	5	8
STIEB, Dave	4.83	1-2	2	19	50.1	58	27	17	27
Van RYN, Ben	9.00	0-1	0	10	4.0	6	4	2	3
WILLIAMS, Woody	4.46	10-9	0	32	209.2	196	104	81	151
WITHEM, Shannon	3.00	0-0	0	1	3.0	3	1	2	2
1998 Totals	**4.28**	**88-74**	**47**	**163**	**1465.0**	**1443**	**697**	**587**	**1154**

1997

BATTER	Pos.	Avg.	G	AB	R	H	HR	RBI
BRITO, Tilson	IF	.222	49	126	9	28	0	8
BRUMFIELD, Jacob	OF	.207	58	174	22	36	2	20
BUTLER, Rob	OF-DH	.286	7	14	3	4	0	2
CARTER, Joe	DH-OF-1B	.234	157	612	76	143	21	102
CRESPO, Felipe	3B-DH-2B	.286	12	28	3	8	1	5
CRUZ Jr., Jose	OF	.231	55	212	31	49	14	34
DELGADO, Carlos	1B-DH	.262	153	519	79	136	30	91
DUNCAN, Mariano	2B	.228	39	167	20	38	0	12
EVANS, Tom	3B	.289	12	38	7	11	1	2
GARCIA, Carlos	2B	.220	103	350	29	77	3	23
GONZALEZ, Alex	SS	.239	126	426	46	102	12	35
GREEN, Shawn	OF-DH	.287	135	429	57	123	16	53
MARTINEZ, Sandy	C	.000	3	2	1	0	0	0
MERCED, Orlando	OF	.266	98	368	45	98	9	40
MOSQUERA, Julio	C	.250	3	8	0	2	0	0
NIXON, Otis	OF	.262	103	401	54	105	1	26
O'BRIEN, Charlie	C	.218	69	225	22	49	4	27
PEREZ, Robert	OF-DH	.192	37	78	4	15	2	6
PEREZ, Tomas	SS-2B	.195	40	123	9	24	0	9
SAMUEL, Juan	DH-1B-OF	.284	45	95	13	27	3	15
SANTIAGO, Benito	C	.243	97	341	31	83	13	42
SIERRA, Ruben	OF-DH	.208	14	48	4	10	1	5
SPRAGUE, Ed	3B	.228	138	504	63	115	14	48
STEWART, Shannon	OF	.286	44	168	25	48	0	22
1997 Totals		**.244**	**162**	**5473**	**654**	**1333**	**147**	**627**

PITCHER	ERA	W-L	SV	G	IP	H	ER	BB	SO
ALMANZAR, Carlos	2.70	0-1	0	4	3.1	1	1	1	4
ANDUJAR, Luis	6.48	0-6	0	17	50.0	76	36	21	28
CARPENTER, Chris	5.09	3-7	0	14	81.1	108	46	37	55
CLEMENS, Roger	2.05	21-7	0	34	264.0	204	60	68	292
CRABTREE, Tim	7.08	3-3	2	37	40.2	65	32	17	26
DAAL, Omar	4.00	1-1	0	9	27.0	34	12	6	28
ESCOBAR, Kelvim	2.90	3-2	14	27	31.0	28	10	19	36
FLENER, Huck	9.87	0-1	0	8	17.1	40	19	6	9
GUZMAN, Juan	4.95	3-6	0	13	60.0	48	33	31	52
HANSON, Eric	7.80	0-0	0	3	15.0	15	13	6	18
HENTGEN, Pat	3.68	15-10	0	35	264.0	253	108	71	160
JANZEN, Marty	3.60	2-1	0	12	25.0	23	10	13	17
PERSON, Robert	5.61	5-10	0	23	128.1	125	80	60	99
PLESAC, Dan	3.58	2-4	1	73	50.1	47	20	19	61
QUANTRILL, Paul	1.94	6-7	5	77	88.0	103	19	17	56
RISLEY, Bill	8.31	0-1	0	3	4.1	3	4	2	2
ROBINSON, Ken	2.70	0-0	0	3	3.1	1	1	1	4
SPOLJARIC, Paul	3.19	0-3	3	37	48.0	37	17	36	70
TIMLIN, Mike	2.87	3-2	9	38	47.0	41	15	15	36
WILLIAMS, Woody	4.35	9-14	0	31	194.2	201	94	66	124
1997 Totals	**3.92**	**76-86**	**34**	**162**	**1442.2**	**1453**	**628**	**497**	**1150**

1996

BATTER	Pos.	Avg.	G	AB	R	H	HR	RBI
BRITO, Tilson	2B-SS	.238	26	80	10	19	1	7
BRUMFIELD, Jacob	OF-DH	.256	90	308	52	79	12	52
CAIRO, Miguel	2B	.222	9	27	5	6	0	1
CARTER, Joe	OF-1B-DH	.253	157	625	84	158	30	107
CEDENO, Domingo	2B-SS	.280	77	282	44	79	2	17
CRESPO, Felipe	IF	.184	22	49	6	9	0	4
DELGADO, Carlos	1B-DH	.270	138	488	68	132	25	92
GONZALEZ, Alex	SS	.235	147	527	64	124	14	64
GREEN, Shawn	OF	.280	132	422	52	118	11	45
HUFF, Mike	OF-3B	.172	11	29	5	5	0	0
MARTINEZ, Sandy	C	.227	76	229	17	52	3	18
MOSQUERA, Julio	C	.227	8	22	2	5	0	2
NIXON, Otis	OF	.286	125	496	87	142	1	29
O'BRIEN, Charlie	C	.238	109	324	33	77	13	44
OLERUD, John	1B-DH	.274	125	398	59	109	18	61
PEREZ, Robert	OF-DH	.327	86	202	30	66	2	21
PEREZ, Tomas	IF	.251	91	295	24	74	1	19
SAMUEL, Juan	DH-OF-1B	.255	69	188	34	48	8	26
SPRAGUE, Ed	3B-DH	.247	159	591	88	146	36	101
STEWART, Shannon	OF	.176	7	17	2	3	0	2
1996 Totals		**.259**	**162**	**5599**	**766**	**1451**	**177**	**712**

PITCHER	ERA	W-L	SV	G	IP	H	ER	BB	SO
ANDUJAR, Luis	5.02	1-1	0	3	14.1	14	8	1	5
BOHANON, Brian	7.77	0-1	1	20	22.0	27	19	19	17
BROW, Scott	5.59	1-0	0	18	38.2	45	24	25	23
CARRARA, Giovanni	11.40	0-1	0	11	15.0	23	19	12	10
CASTILLO, Tony	4.23	2-3	1	40	72.1	72	34	20	48
CRABTREE, Tim	2.54	5-3	1	53	67.1	59	19	22	57
FLENER, Huck	4.58	3-2	0	15	70.2	68	36	33	44
GUZMAN, Juan	2.93	11-8	0	27	187.2	158	61	53	165
HANSON, Eric	5.41	13-17	0	35	214.2	243	129	102	156
HENTGEN, Pat	3.22	20-10	0	35	265.2	238	95	94	177
JANZEN, Marty	7.33	4-6	0	15	73.2	95	60	38	47
JOHNSON, Dane	3.00	0-0	0	10	9.0	5	3	5	7
QUANTRILL, Paul	5.43	5-14	0	38	134.1	172	81	51	86
RISLEY, Bill	3.89	0-1	0	25	41.2	33	18	25	29
SILVA, Jose	13.50	0-0	0	2	2.0	5	3	0	0
SPOLJARIC, Paul	3.08	2-2	1	28	38.0	30	13	19	38
TIMLIN, Mike	3.65	1-6	31	59	56.2	47	23	18	52
VIOLA, Frank	7.71	1-3	0	6	30.1	43	26	21	18
WARE, Jeff	9.09	1-5	0	13	32.2	35	33	31	11
WILLIAMS, Woody	4.73	4-5	0	12	59.0	64	31	21	43
1996 Totals	**4.57**	**74-88**	**35**	**162**	**1445.2**	**1476**	**734**	**610**	**1033**

1995

BATTER	Pos.	Avg.	G	AB	R	H	HR	RBI
ALOMAR, Roberto	2B	.300	130	517	71	155	13	66
BATTLE, Howard	3B	.200	9	15	3	3	0	0
CARTER, Joe	OF	.253	139	558	70	141	25	76
CEDENO, Domingo	SS-2B	.236	51	161	18	38	4	14
DELGADO, Carlos	OF-DH-1B	.165	37	91	7	15	3	11
GONZALEZ, Alex	SS	.243	111	367	51	89	10	42
GREEN, Shawn	OF	.288	121	379	52	109	15	54
HUFF, Michael	OF	.232	61	138	14	32	1	9
KNORR, Randy	C	.212	45	132	18	28	3	16
MALDONADO, Candy	OF	.269	61	160	22	43	7	25
MARTINEZ, Sandy	C	.241	62	191	12	46	2	25
MOLITOR, Paul	DH	.270	130	525	63	142	15	60
OLERUD, John	1B	.291	135	492	72	143	8	54
PARRISH, Lance	C	.202	70	178	15	36	4	22
PEREZ, Robert	OF	.188	17	48	2	9	1	3
PEREZ, Tomas	SS-2B	.245	41	98	12	24	1	8
SPRAGUE, Ed	3B	.244	144	521	77	127	18	74
STEWART, Shannon	OF	.211	12	38	2	8	0	1
WHITE, Devon	OF	.283	101	427	61	121	10	53
1995 Totals		**.260**	**144**	**5036**	**642**	**1309**	**140**	**613**

PITCHER	ERA	W-L	SV	G	IP	H	ER	BB	SO
CARRARA, Giovanni	7.21	2-4	0	12	48.2	64	39	25	27
CASTILLO, Tony	3.22	1-5	13	55	72.2	64	26	24	38
CONE, David	3.38	9-6	0	17	130.1	113	49	41	102
CORNETT, Brad	9.00	0-0	0	5	5.0	9	5	3	4
COX, Danny	7.40	1-3	0	24	45.0	57	37	33	38
CRABTREE, Tim	3.09	0-2	0	31	32.0	30	11	13	21
DARWIN, Danny	7.62	1-8	0	13	65.0	91	55	24	36
GUZMAN, Juan	6.32	4-14	0	24	135.1	151	95	73	94
HALL, Darren	4.41	0-2	3	17	16.1	21	8	9	11
HENTGEN, Pat	5.11	10-14	0	30	200.2	236	114	90	135
HURTADO, Edwin	5.45	5-2	0	14	77.2	81	47	40	33
JORDAN, Ricardo	6.60	1-0	1	15	15.0	18	11	13	10
LEITER, Al	3.64	11-11	0	28	183.0	162	74	108	153
MENHART, Paul	4.92	1-4	0	21	78.2	72	43	47	50
ROBINSON, Ken	3.69	1-2	0	21	39.0	25	16	22	31
ROGERS, Jimmy	5.70	2-4	0	19	23.2	21	15	18	13
TIMLIN, Mike	2.14	4-3	5	31	42.0	38	10	17	36
WARD, Duane	27.00	0-1	0	4	2.2	11	8	5	3
WARE, Jeff	5.47	2-1	0	5	26.1	28	16	21	18
WILLIAMS, Woody	3.69	1-2	0	23	53.2	44	22	28	41
1995 Totals	**4.88**	**56-88**	**22**	**144**	**1292.2**	**1336**	**701**	**654**	**894**

1994

BATTER	Pos.	Avg.	G	AB	R	H	HR	RBI
ALOMAR, Roberto	2B	.306	107	392	78	120	8	38
BORDERS, Pat	C	.247	85	295	24	73	3	26
BUTLER, Rob	OF	.176	41	74	13	13	0	5
CARTER, Joe	OF	.271	111	435	70	118	27	103
CEDENO, Domingo	2B-SS	.196	47	97	14	19	0	10
COLES, Darnell	OF-1B	.210	48	143	15	30	4	15
DELGADO, Carlos	OF	.215	43	130	17	28	9	24
GONZALEZ, Alex	SS	.151	15	53	7	8	0	1
GREEN, Shawn	OF	.091	14	33	1	3	0	1
HUFF, Mike	OF	.304	80	207	31	63	3	25
KNORR, Randy	C	.242	40	124	20	30	7	19
MOLITOR, Paul	DH	.341	115	454	86	155	14	75
OLERUD, John	1B	.297	108	384	47	114	12	67
PEREZ, Robert	OF	.125	4	8	0	1	0	0
SCHOFIELD, Dick	SS	.255	95	325	38	83	4	32
SPRAGUE, Ed	3B	.240	109	405	38	97	11	44
WHITE, Devon	OF	.270	100	403	67	109	13	49
1994 Totals		**.269**	**115**	**3962**	**566**	**1064**	**115**	**534**

PITCHER	ERA	W-L	SV	G	IP	H	ER	BB	SO
BROW, Scott	5.90	0-3	2	18	29.0	34	19	19	15
CADARET, Greg	5.85	0-1	0	21	20.0	24	13	17	15
CASTILLO, Tony	2.51	5-2	1	41	68.0	66	19	28	43
CORNETT, Brad	6.68	1-3	0	9	31.0	40	23	11	22
COX, Danny	1.45	1-1	3	10	18.2	7	3	7	14
GUZMAN, Juan	5.68	12-11	0	25	147.1	165	93	76	124
HALL, Darren	3.41	2-3	17	30	31.2	26	12	14	28
HENTGEN, Pat	3.40	13-8	0	24	174.2	158	66	59	147
LEITER, Al	5.08	6-7	0	20	111.2	125	63	65	100
RIGHETTI, Dave	6.75	0-1	0	13	13.1	9	10	10	10
St. CLAIRE, Randy	9.00	0-0	0	2	2.0	4	2	2	2
SMALL, Aaron	9.00	0-0	0	1	2.0	5	2	2	0
SPOLJARIC, Paul	38.57	0-1	0	2	2.1	5	10	9	2
STEWART, Dave	5.87	7-8	0	22	133.1	151	87	62	111
STOTTLEMYRE, Todd	4.22	7-7	1	26	140.2	149	66	48	105
TIMLIN, Mike	5.18	0-1	2	34	40.0	41	23	20	38
WILLIAMS, Woody	3.64	1-3	0	38	59.1	44	24	33	56
1994 Totals	**4.70**	**55-60**	**26**	**115**	**1025.0**	**1053**	**535**	**482**	**832**

1993

BATTER	Pos.	Avg.	G	AB	R	H	HR	RBI
ALOMAR, Roberto	2B	.326	153	589	109	192	17	93
BORDERS, Pat	C	.254	138	488	38	124	9	55
BUTLER, Rob	OF	.271	17	48	8	13	0	2
CANATE, WIllie	OF	.213	38	47	12	10	1	3
CARTER, Joe	OF	.254	155	603	92	153	33	121
CEDENO, Domingo	SS-2B	.174	15	46	5	8	0	7
COLES, Darnell	OF-3B	.253	64	194	26	49	4	26
DELGADO, Carlos	C	.000	2	1	0	0	0	0
FERNANDEZ, Tony	SS	.306	94	353	45	108	4	50
GREEN, Shawn	OF	.000	3	6	0	0	0	0
GRIFFIN, Alfredo	IF	.211	46	95	15	20	0	3
HENDERSON, Rickey	OF	.215	44	163	37	35	4	12
JACKSON, Darrin	OF	.216	46	176	15	38	5	19
KNORR, Randy	C	.248	39	101	11	25	4	20
MARTINEZ, Domingo	1B	.286	8	14	2	4	1	3
MOLITOR, Paul	DH-1B	.332	160	636	121	211	22	111
OLERUD, John	1B-DH	.363	158	551	109	200	24	107
SCHOFIELD, Dick	SS	.191	36	110	11	21	0	5
SOJO, Luis	IF	.170	19	47	5	8	0	6
SPRAGUE, Ed	3B	.260	150	546	50	142	12	73
WARD, Turner	OF	.192	72	167	20	32	4	28
WHITE, Devon	OF	.273	146	598	116	163	15	52
1993 Totals		**.279**	**162**	**5579**	**847**	**1556**	**159**	**796**

PITCHER	ERA	W-L	SV	G	IP	H	ER	BB	SO
BROW, Scott	6.00	1-1	0	6	18.0	19	12	10	7
CASTILLO, Tony	3.38	3-2	0	51	50.2	44	19	22	28
COX, Danny	3.12	7-6	2	44	83.2	73	29	29	84
DAYLEY, Ken	0.00	0-0	0	2	0.2	1	0	4	2
EICHHORN, Mark	2.72	3-1	0	54	72.2	76	22	22	47
FLENER, Huck	4.05	0-0	0	6	6.2	7	3	4	2
GUZMAN, Juan	3.99	14-3	0	33	221.0	211	98	110	194
HENTGEN, Pat	3.87	19-9	0	34	216.1	215	93	74	122
LEITER, Al	4.11	9-6	2	34	105.0	93	48	56	66
LINTON, Doug	6.55	0-1	0	4	11.0	11	8	9	4
MORRIS, Jack	6.19	7-12	0	27	152.2	189	105	65	103
STEWART, Dave	4.44	12-8	0	26	162.0	146	80	72	96
STOTTLEMYRE, Todd	4.84	11-12	0	30	176.2	204	95	69	98
TIMLIN, Mike	4.69	4-2	1	54	55.2	63	29	27	49
WARD, Duane	2.13	2-3	45	71	71.2	49	17	25	97
WILLIAMS, Woody	4.38	3-1	0	30	37.0	40	18	22	24
1993 Totals	**4.21**	**95-67**	**50**	**162**	**1441.1**	**1441**	**674**	**620**	**1023**

1992

BATTER	Pos.	Avg.	G	AB	R	H	HR	RBI
ALOMAR, Roberto	2B	.310	152	571	105	177	8	76
BELL, Derek	OF	.242	61	161	23	39	2	15
BORDERS, Pat	C	.242	138	480	47	116	13	53
CARTER, Joe	OF-DH	.264	158	622	97	164	34	119
DUCEY, Rob	OF-DH	.048	23	21	3	1	0	0
GRIFFIN, Alfredo	SS-2B	.233	63	150	21	35	0	10
GRUBER, Kelly	3B	.229	120	446	42	102	11	43
KENT, Jeff	IF	.240	65	192	36	46	8	35
KNORR, Randy	C	.263	8	19	1	5	1	2
LEE, Manuel	SS	.263	128	396	49	104	3	39
MAKSUDIAN, Mike	PH	.000	3	3	0	0	0	0
MALDONADO, Candy	OF	.272	137	489	64	133	20	66
MARTINEZ, Domingo	1B	.625	7	8	2	5	1	3
MULLINIKS, Rance	PH	.500	3	2	1	1	0	0
MYERS, Greg	C	.230	22	61	4	14	1	13
OLERUD, John	1B	.284	138	458	68	130	16	66
QUINLAN, Tom	3B	.067	13	15	2	1	0	2
SPRAGUE, Ed	C-IF	.234	22	47	6	11	1	7
TABLER, Pat	1B-OF	.252	49	135	11	34	0	16
WARD, Turner	OF	.345	18	29	7	10	1	3
WHITE, Devon	OF	.248	153	641	98	159	17	60
WINFIELD, Dave	DH-OF	.290	156	583	92	169	26	108
ZOSKY, Eddie	SS	.286	8	7	1	2	0	1
1992 Totals		**.263**	**162**	**5536**	**780**	**1458**	**163**	**737**

PITCHER	ERA	W-L	SV	G	IP	H	ER	BB	SO
CONE, David	2.55	4-3	0	8	53.0	39	15	29	47
EICHHORN, Mark	4.35	2-0	0	23	31.0	35	15	7	19
GUZMAN, Juan	2.64	16-5	0	28	180.2	135	53	72	165
HENKE, Tom	2.26	3-2	34	57	55.2	40	14	22	46
HENGTEN, Pat	5.36	5-2	0	28	50.1	49	30	32	39
KEY, Jimmy	3.53	13-13	0	33	216.2	205	85	59	117
LEITER, Al	9.00	0-0	0	1	1.0	1	1	2	0
LINTON, Doug	8.63	1-3	0	8	24.0	31	23	17	16
MacDONALD, Bob	4.37	1-0	0	27	47.1	50	23	16	26
MORRIS, Jack	4.04	21-6	0	34	240.2	222	108	80	132
STIEB, Dave	5.04	4-6	0	21	96.1	98	54	43	45
STOTTLEMYRE, Todd	4.50	12-11	0	28	174.0	175	87	63	98
TIMLIN, Mike	4.12	0-2	1	26	43.2	45	20	20	35
TRLICEK, Ricky	10.80	0-0	0	2	1.2	2	2	2	1
WARD, Duane	1.95	7-4	12	79	101.1	76	22	39	103
WEATHERS, David	8.10	0-0	0	2	3.1	5	3	2	3
WELLS, David	5.40	7-9	2	41	120.0	138	72	36	62
1992 Totals	**3.91**	**96-66**	**49**	**162**	**1440.2**	**1346**	**626**	**541**	**954**

1991

BATTER	Pos.	Avg.	G	AB	R	H	HR	RBI
ALOMAR, Roberto	2B	.295	161	637	88	188	9	69
BELL, Derek	OF	.143	18	28	5	4	0	1
BORDERS, Pat	C	.244	105	291	22	71	5	36
CARTER, Joe	OF	.273	162	638	89	174	33	108
DUCEY, Rob	OF	.235	39	68	8	16	1	4
GIANNELLI, Ray	3B	.167	9	24	2	4	0	0
GONZALES, Rene	IF	.195	71	118	16	23	1	6
GRUBER, Kely	3B	.252	113	429	58	108	20	65
HILL, Glenallen	DH-OF	.253	35	99	14	25	3	11
KNORR, Randy	C	.000	3	1	0	0	0	0
LEE, Manny	SS	.234	138	445	41	104	0	29
MALDONADO, Candy	OF	.277	52	177	26	49	7	28
MULLINIKS, Rance	DH	.250	97	240	27	60	2	24
MYERS, Greg	C	.262	107	309	25	81	8	36
OLERUD, John	1B	.256	139	454	64	116	17	68
PARKER, Dave	DH	.333	13	36	2	12	0	3
SNYDER, Cory	OF-1B	.143	21	49	4	7	0	6
SPRAGUE, Ed	3B-1B	.275	61	160	17	44	4	20
TABLER, Pat	DH-1B	.216	82	185	20	40	1	21
WARD, Turner	OF	.308	8	13	1	4	0	2
WHITE, Devon	OF	.282	156	642	110	181	17	60
WHITEN, Mark	OF	.221	46	149	12	33	2	19
WILLIAMS, Kenny	OF	.207	13	29	5	6	1	3
WILSON, Mookie	OF-DH	.241	86	241	26	58	2	28
ZOSKY, Eddie	SS	.148	18	27	2	4	0	2
1991 Totals		**.257**	**162**	**5489**	**684**	**1412**	**133**	**649**

PITCHER	ERA	W-L	SV	G	IP	H	ER	BB	SO
ACKER, Jim	5.20	3-5	1	54	88.1	77	51	36	44
BOUCHER, Denis	4.58	0-3	0	7	35.1	39	18	16	16
CANDIOTTI, Tom	2.98	6-7	0	19	129.2	114	43	45	81
DAYLEY, Ken	6.23	0-0	0	8	4.1	7	3	5	3
FRASER, Willie	6.15	0-2	0	13	26.1	33	18	11	12
GUZMAN, Juan	2.99	10-3	0	23	138.2	98	46	66	123
HENKE, Tom	2.32	0-2	32	49	50.1	33	13	11	53
HENGTEN, Pat	2.45	0-0	0	3	7.1	5	2	3	3
HORSMAN, Vince	0.00	0-0	0	4	4.0	2	0	3	2
KEY, Jimmy	3.05	16-12	0	33	209.1	207	71	44	125
LEITER, Al	27.00	0-0	0	3	1.2	3	5	5	1
MacDONALD, Bob	2.85	3-3	0	45	53.2	51	17	25	24
STIEB, Dave	3.17	4-3	0	9	59.2	52	21	23	29
STOTTLEMYRE, Todd	3.78	15-8	0	34	219.0	194	92	75	116
TIMLIN, Mike	3.16	11-6	3	63	108.1	94	38	50	85
WARD, Duane	2.77	7-6	23	81	107.1	80	33	33	132
WEATHERS, David	4.91	1-0	0	15	14.2	15	8	17	13
WELLS, David	3.72	15-10	1	40	198.1	188	82	49	106
WESTON, Mickey	0.00	0-0	0	2	2.0	1	0	1	1
WILLS, Frank	16.62	0-1	0	4	4.1	8	8	5	2
1991 Totals	**3.50**	**91-71**	**60**	**162**	**1462.2**	**1301**	**569**	**523**	**971**

1990

BATTER	Pos.	Avg.	G	AB	R	H	HR	RBI
BELL, George	OF-DH	.265	142	562	67	149	21	86
BORDERS, Pat	C	.286	125	346	36	99	15	49
DIAZ, Carlos	C	.333	9	3	1	1	0	0
DUCEY, Rob	OF	.302	19	53	7	16	0	7
EPPARD, Jim	PH	.200	6	5	0	1	0	0
FELIX, Junior	OF	.263	127	463	73	122	15	65
FERNANDEZ, Tony	SS	.276	161	635	84	175	4	66
GRUBER, Kelly	3B	.274	150	592	92	162	31	118
HILL, Glenallen	OF-DH	.231	84	260	47	60	12	32
LAWLESS, Tom	IF-OF	.083	15	12	1	1	0	1
LEE, Manny	2B	.243	117	391	45	95	6	41
LIRIANO, Nelson	2B	.212	50	170	16	36	1	15
McGRIFF, Fred	1B	.300	153	557	91	167	35	88
MULLINIKS, Rance	3B-DH	.289	57	97	11	28	2	16
MYERS, Greg	C	.236	87	250	33	59	5	22
OLERUD, John	DH-1B	.265	111	358	43	95	14	48
QUINLAN, Tom	3B	.500	1	2	0	1	0	0
SOJO, Luis	IF	.225	33	80	14	18	1	9
VIRGIL, Ozzie	C-DH	.000	3	5	0	0	0	0
WHITEN, Mark	OF	.273	33	88	12	24	2	7
WILLIAMS, Kenny	OF-DH	.194	49	72	13	14	0	8
WILSON, Mookie	OF	.265	147	588	81	156	3	51
1990 Totals		**.265**	**162**	**5589**	**767**	**1479**	**167**	**729**

PITCHER	ERA	W-L	SV	G	IP	H	ER	BB	SO
ACKER, Jim	3.83	4-4	1	59	91.2	103	39	30	54
BLACK, Bud	4.02	2-1	0	3	15.2	10	7	3	3
BLAIR, Willie	4.06	3-5	0	27	68.2	66	31	28	43
CANDELARIA, John	5.48	0-3	1	13	21.1	32	13	11	19
CERUTTI, John	4.76	9-9	0	30	140.0	162	74	49	49
CUMMINGS. Steve	5.11	0-0	0	6	12.1	22	7	5	4
FLANAGAN, Mike	5.31	2-2	0	5	20.1	28	12	8	5
GILLES, Tom	6.75	1-0	0	2	1.1	2	1	0	1
HENKE, Tom	2.17	2-4	32	61	74.2	58	18	19	75
KEY, Jimmy	4.25	13-7	0	27	154.2	169	73	22	88
KILGUS, Paul	6.06	0-0	0	11	16.1	19	11	7	7
LEITER, Al	0.00	0-0	0	4	6.1	1	0	2	5
LUECKEN, Rick	9.00	0-0	0	1	1.0	2	1	1	0
MacDONALD, Bob	0.00	0-0	0	4	2.1	0	0	2	0
STIEB, Dave	2.93	18-6	0	33	208.2	179	68	64	125
STOTTLEMYRE, Todd	4.34	13-17	0	33	203.0	214	98	69	115
WARD, Duane	3.45	2-8	11	73	127.2	101	49	42	112
WELLS, David	3.14	11-6	3	43	189.0	165	66	45	115
WILLS, Frank	4.73	6-4	0	44	99.0	101	52	38	72
1990 Totals	**3.84**	**86-76**	**48**	**162**	**1454.0**	**1434**	**620**	**445**	**892**

1989

BATTER	Pos.	Avg.	G	AB	R	H	HR	RBI
BARFIELD, Jesse	OF	.200	21	80	8	16	5	11
BATISTE, Kevin	OF	.250	6	8	1	2	0	0
BELL, George	OF	.297	153	613	88	182	18	104
BORDERS, Pat	C-DH	.257	94	241	22	62	3	29
BRENLY, Bob	DH-C	.170	48	88	9	15	1	6
CABRERA, Francisco	DH	.167	3	12	1	2	0	0
DUCEY, Rob	OF	.211	41	76	5	16	0	7
FELIX, Junior	OF	.258	110	415	62	107	9	46
FERNANDEZ, Tony	SS	.257	140	573	64	147	11	64
GRUBER, Kelly	3B	.290	135	545	83	158	18	73
HILL, Glenallen	OF	.288	19	52	4	15	1	7
INFANTE, Alexis	IF	.167	20	12	1	2	0	0
LAWLESS, Tom	OF-IF	.229	59	70	20	16	0	3
LEE, Manny	IF	.260	99	300	27	78	3	34
LIRIANO, Nelson	2B	.263	132	418	51	110	5	53
MAZZILLI, Lee	DH-1B	.227	28	66	12	15	4	11
McGRIFF, Fred	1B	.269	161	551	98	148	36	92
MOSEBY, Lloyd	OF	.221	135	502	72	111	11	43
MULLINIKS, Rance	DH-3B	.238	103	273	25	65	3	29
MYERS, Greg	C-DH	.114	17	44	0	5	0	1
OLERUD, John	1B	.375	6	8	2	3	0	0
VIRGIL, Ozzie	DH-C	.182	9	11	2	2	1	2
WHITT, Ernie	C	.262	129	385	42	101	11	53
WILSON, Mookie	OF	.298	54	238	32	71	2	17
1989 Totals		**.260**	**162**	**5581**	**731**	**1449**	**142**	**685**

PITCHER	ERA	W-L	SV	G	IP	H	ER	BB	SO
ACKER, Jim	1.59	2-1	0	14	28.1	24	5	12	24
BUICE, DeWayne	5.82	1-0	0	7	17.0	13	11	13	10
CASTILLO, Tony	6.11	1-1	1	17	17.2	23	12	10	10
CERUTTI, John	3.07	11-11	0	33	205.1	214	70	53	69
CUMMINGS, Steve	3.00	2-0	0	5	21.0	18	7	11	8
FLANAGAN, Mike	3.93	8-10	0	30	171.2	186	75	47	47
GOZZO, Mauro	4.83	4-1	0	9	31.2	35	17	9	10
HENKE, Tom	1.92	8-3	20	64	89.0	66	19	25	116
HERNANDEZ, Xavier	4.76	1-0	0	7	22.2	25	12	8	7
KEY, Jimmy	3.88	13-14	0	33	216.0	226	93	27	118
LEITER, Al	4.05	0-0	0	1	6.2	9	3	2	4
MUSSELMAN, Jeff	10.64	0-1	0	5	11.0	19	13	9	3
NUNEZ, Jose	2.53	0-0	0	6	10.2	8	3	2	14
SANCHEZ, Alex	10.03	0-1	0	4	11.2	16	13	14	4
STIEB, Dave	3.35	17-8	0	33	206.2	164	77	76	101
STOTTLEMYRE, Todd	3.88	7-7	0	27	127.2	137	55	44	63
WARD, Duane	3.77	4-10	15	66	114.2	94	48	58	122
WELLS, David	2.40	7-4	2	54	86.1	66	23	28	78
WILLS, Frank	3.66	3-1	0	24	71.1	65	29	30	41
1989 Totals	**3.58**	**89-73**	**38**	**162**	**1467.0**	**1408**	**584**	**478**	**849**

1988

BATTER	Pos.	Avg.	G	AB	R	H	HR	RBI
BARFIELD, Jesse	OF	.244	137	468	62	114	18	56
BELL, George	OF	.269	156	614	78	165	24	97
BENIQUEZ, Juan	DH	.293	27	58	9	17	1	8
BORDERS, Pat	C	.273	56	154	15	42	5	21
BUTERA, Sal	C	.233	23	60	3	14	1	6
CAMPUSANO, Sil	OF	.218	73	142	14	31	2	12
DUCEY, Rob	OF	.315	27	54	15	17	0	6
FERNANDEZ, Tony	SS	.287	154	648	76	186	5	70
FIELDER, Cecil	DH-1B	.230	74	174	24	40	9	23
GRUBER, Kelly	3B	.278	158	569	75	158	16	81
INFANTE, Alexis	IF	.200	19	15	7	3	0	0
LEACH, Rick	OF	.276	87	199	21	55	0	23
LEE, Manny	2B-SS	.291	116	381	38	111	2	38
LIRIANO, Nelson	2B	.264	99	276	36	73	3	23
McGRIFF, Fred	1B	.282	154	536	100	151	34	82
MOSEBY, Lloyd	OF	.239	128	472	77	113	10	42
MULLINIKS, Rance	DH	.300	119	337	49	101	12	48
THORNTON, Lou	OF	.000	11	2	1	0	0	0
WHITT, Ernie	C	.251	127	398	63	100	16	70
1988 Totals		**.268**	**162**	**5557**	**763**	**1491**	**158**	**706**

PITCHER	ERA	W-L	SV	G	IP	H	ER	BB	SO
BAIR, Doug	4.05	0-0	0	10	13.1	14	6	3	8
CASTILLO, Tony	3.00	1-0	0	14	15.0	10	5	2	14
CERUTTI, John	3.13	6-7	1	46	123.2	120	43	42	65
CLANCY, Jim	4.49	11-13	1	36	196.1	207	98	47	118
EICHHORN, Mark	4.19	0-3	1	37	66.2	79	31	27	28
FLANAGAN, Mike	4.18	13-13	0	34	211.0	220	98	80	99
HENKE, Tom	2.91	4-4	25	52	68.0	60	22	24	66
KEY, Jimmy	3.29	12-5	0	21	131.1	127	48	30	65
MUSSELMAN, Jeff	3.18	8-5	0	15	85.0	80	30	30	39
NUNEZ, Jose	3.07	0-1	0	13	29.1	28	10	17	18
ROSS, Mark	4.91	0-0	0	3	7.1	5	4	4	4
STIEB, Dave	3.04	16-8	0	32	207.1	157	70	79	147
STOTTLEMYRE, Todd	5.69	4-8	0	28	98.0	109	62	46	67
WARD, Duane	3.30	9-3	15	64	111.2	101	41	60	91
WELLS, David	4.62	3-5	4	41	64.1	65	33	31	56
WILLS, Frank	5.23	0-0	0	10	20.2	22	12	6	19
1988 Totals	**3.80**	**87-75**	**47**	**162**	**1449.0**	**1404**	**611**	**528**	**904**

1987

BATTER	Pos.	Avg.	G	AB	R	H	HR	RBI
BARFIELD, Jesse	OF	.263	159	590	89	155	28	84
BELL, George	OF	.308	156	610	111	188	47	134
BENIQUEZ, Juan	DH-OF	.284	39	81	6	23	5	21
DEWILLIS, Jeff	C	.120	13	25	2	3	1	2
DUCEY, Rob	OF	.188	34	48	12	9	1	6
FERNANDEZ, Tony	SS	.322	146	578	90	186	5	67
FIELDER, Cecil	DH-1B	.269	82	175	30	47	14	32
GRUBER, Kelly	3B-SS	.235	138	341	50	80	12	36
INFANTE, Alexis	PR	.000	1	0	0	0	0	0
IORG, Garth	2B-3B	.210	122	310	35	65	4	30
LEACH, Rick	OF-DH	.282	98	195	26	55	3	25
LEE, Manny	2B-SS	.256	56	121	14	31	1	11
LIRIANO, Nelson	2B	.241	37	158	29	38	2	10
McGRIFF, Fred	DH-1B	.247	107	295	58	73	20	43
MOORE, Charlie	C	.215	51	107	15	23	1	7
MOSEBY, Lloyd	OF	.282	155	592	106	167	26	96
MULLINIKS, Rance	3B-DH	.310	124	332	37	103	11	44
MYERS, Greg	C	.111	7	9	1	1	0	0
SHARPERSON, Mike	2B	.208	32	96	4	20	0	9
STARK, Matt	C	.083	5	12	0	1	0	0
THORNTON, Lou	DH-OF	.500	12	2	5	1	0	0
UPSHAW, Willie	1B	.244	150	512	68	125	15	58
WHITT, Ernie	C	.269	135	446	57	120	19	75
1987 Totals		**.269**	**162**	**5635**	**845**	**1514**	**215**	**790**

PITCHER	ERA	W-L	SV	G	IP	H	ER	BB	SO
CERUTTI, John	4.40	11-4	0	44	151.1	144	74	59	92
CLANCY, Jim	3.54	15-11	0	37	241.1	234	95	80	180
EICHHORN, Mark	3.17	10-6	4	89	127.2	110	45	52	96
FLANAGAN, Mike	2.37	3-2	0	7	49.1	46	13	15	43
GORDON, Don	4.09	0-0	0	5	11.0	8	5	3	3
HENKE, Tom	2.49	0-6	34	72	94.0	62	26	25	128
JOHNSON, Joey	5.13	3-5	0	14	66.2	77	38	18	27
KEY, Jimmy	2.76	17-8	0	36	261.0	210	80	66	161
LAVELLE, Gary	5.53	2-3	1	23	27.2	36	17	19	17
MUSSELMAN, Jeff	4.15	12-5	3	68	89.0	75	41	54	54
NIEKRO, Phil	8.25	0-2	0	3	12.0	15	11	7	7
NUNEZ, Jose	5.01	5-2	0	37	97.0	91	54	58	99
STIEB, Dave	4.09	13-9	0	33	185.0	164	84	87	115
WARD, Duane	6.94	1-0	0	12	11.2	14	9	12	10
WELLS, David	3.99	4-3	1	18	29.1	37	13	12	32
1987 Totals	**3.74**	**96-66**	**43**	**162**	**1454.0**	**1323**	**605**	**567**	**1064**

1986

BATTER	Pos.	Avg.	G	AB	R	H	HR	RBI
BARFIELD, Jesse	OF	.289	158	589	107	170	40	108
BELL, George	OF	.309	159	641	101	198	31	108
FERNANDEZ, Tony	SS	.310	163	687	91	213	10	65
FIELDER, Cecil	DH-1B	.157	34	83	7	13	4	13
GARCIA, Damaso	2B	.281	122	424	57	119	6	46
GRUBER, Kelly	IF	.196	87	143	20	28	5	15
HEARRON, Jeff	C	.217	12	23	2	5	0	4
IORG, Garth	3B-2B	.260	137	327	30	85	3	44
JOHNSON, Cliff	DH	.250	107	336	48	84	15	55
LEACH, Rick	DH-OF	.309	110	246	35	76	5	39
LEE, Manny	2B-SS	.205	35	78	8	16	1	7
MARTINEZ, Buck	C	.181	81	160	13	29	2	12
McGRIFF, Fred	1B-DH	.200	3	5	1	1	0	0
MOSEBY, Lloyd	OF	.253	152	589	89	149	21	86
MULLINIKS, Rance	3B	.259	117	348	50	90	11	45
SHEPHERD, Ron	OF	.203	65	69	16	14	2	4
UPSHAW, Willie	1B	.251	155	573	85	144	9	60
WHITT, Ernie	C	.268	131	395	48	106	16	56
1986 Totals		**.269**	**163**	**5716**	**809**	**1540**	**181**	**767**

PITCHER	ERA	W-L	SV	G	IP	H	ER	BB	SO
ACKER, Jim	4.35	2-4	0	23	60.0	63	29	22	32
ALEXANDER, Doyle	4.46	5-4	0	17	111.0	120	55	20	65
AQUINO, Luis	6.35	1-1	0	7	11.1	14	8	3	5
CAUDILL, Bill	6.19	2-4	2	40	36.1	36	25	17	32
CERUTTI, John	4.15	9-4	1	34	145.1	150	67	47	89
CLANCY, Jim	3.94	14-14	0	34	219.1	202	96	63	126
CLARKE, Stan	9.24	0-1	0	10	12.2	18	13	10	9
DAVIS, Steve	17.18	0-0	0	3	3.2	8	7	5	5
EICHHORN, Mark	1.72	14-6	10	69	157.0	105	30	45	166
GORDON, Don	7.06	0-1	1	14	21.2	28	17	8	13
HENKE, Tom	3.35	9-5	27	63	91.1	63	34	32	118
JOHNSON, Joe	3.89	7-2	0	16	88.0	94	38	22	39
KEY, Jimmy	3.57	14-11	0	36	232.0	222	92	74	141
LAMP, Dennis	5.05	2-6	2	40	73.0	93	41	23	30
MAHLER, Mickey	0.00	0-0	0	2	1.0	1	0	0	0
MUSSELMAN, Jeff	10.13	0-0	0	6	5.1	8	6	5	4
STIEB, Dave	4.74	7-12	1	37	205.0	239	108	87	127
WARD, Duane	13.50	0-1	0	2	2.0	3	3	4	1
1986 Totals	**4.08**	**86-76**	**44**	**163**	**1476.0**	**1467**	**669**	**487**	**1002**

1985

BATTER	Pos.	Avg.	G	AB	R	H	HR	RBI
AIKENS, Willie	DH	.200	12	20	2	4	1	5
ALLENSON, Gary	C	.118	14	34	2	4	0	3
BARFIELD, Jesse	OF	.289	155	539	94	156	27	84
BELL, George	OF	.275	157	607	87	167	28	95
BURROUGHS, Jeff	DH	.257	86	191	19	49	6	28
FERNANDEZ, Tony	SS	.289	161	564	71	163	2	51
FIELDER, Cecil	1B	.311	30	74	6	23	4	16
GARCIA, Damaso	2B	.282	146	600	70	169	8	65
GRUBER, Kelly	3B	.231	5	13	0	3	0	1
HEARRON, Jeff	C	.143	4	7	0	1	0	0
IORG, Garth	3B-2B	.313	131	288	33	90	7	37
JOHNSON, Cliff	DH-1B	.274	24	73	4	20	1	10
LEACH, Rick	1B-OF	.200	16	35	2	7	0	1
LEE, Manny	IF	.200	64	40	9	8	0	0
MARTINEZ, Buck	C	.162	42	99	11	16	4	14
MATUSZEK, Len	DH-1B	.212	62	151	23	32	2	15
MOSEBY, Lloyd	OF	.259	152	584	92	151	18	70
MULLINIKS, Rance	3B	.295	129	366	55	108	10	57
NICOSIA, Steve	C	.267	6	15	0	4	0	1
OLIVER, Al	DH	.251	61	187	20	47	5	23
SHEPHERD, Ron	OF-DH	.114	38	35	7	4	0	1
THORNTON, Lou	OF-DH	.236	56	72	18	17	1	8
UPSHAW, Willie	1B	.275	148	501	79	138	15	65
WEBSTER, Mitch	OF-DH	.000	4	1	0	0	0	0
WHITT, Ernie	C	.245	139	412	55	101	19	64
1985 Totals		**.269**	**161**	**5508**	**759**	**1482**	**158**	**714**

PITCHER	ERA	W-L	SV	G	IP	H	ER	BB	SO
ACKER, Jim	3.23	7-2	10	61	86.1	86	31	43	42
ALEXANDER, Doyle	3.45	17-10	0	36	260.2	268	100	67	142
CAUDILL, Bill	2.99	4-6	14	67	69.1	53	23	35	46
CERUTTI, John	5.40	0-2	0	4	6.2	10	4	4	5
CLANCY, Jim	3.78	9-6	0	23	128.2	117	54	37	66
CLARKE, Stan	4.50	0-0	0	4	4.0	3	2	2	2
DAVIS, Steve	3.54	2-1	0	10	28.0	23	11	13	22
FILER, Tom	3.88	7-0	0	11	48.2	38	21	18	24
HENKE, Tom	2.03	3-3	13	28	40.0	29	9	8	42
KEY, Jimmy	3.00	14-6	0	35	212.2	188	71	50	85
LAMP, Dennis	3.32	11-0	2	53	105.2	96	39	27	68
LAVELLE, Gary	3.10	5-7	8	69	72.2	54	25	36	50
LEAL, Luis	5.75	3-6	0	15	67.1	82	43	24	33
MUSSELMAN, Ron	4.47	3-0	0	25	52.1	59	26	24	29
STIEB, Dave	2.48	14-13	0	36	265.0	206	73	96	167
1985 Totals	**3.29**	**99-62**	**47**	**161**	**1448.0**	**1312**	**529**	**484**	**823**

1984

BATTER	Pos.	Avg.	G	AB	R	H	HR	RBI
AIKENS, Willie	DH	.205	93	234	21	48	11	26
BARFIELD, Jesse	OF	.284	110	320	51	91	14	49
BELL, George	OF	.292	159	606	85	177	26	87
COLLINS, Dave	OF	.308	128	441	59	136	2	44
FERNANDEZ, Tony	SS	.270	88	233	29	63	3	19
GARCIA, Damaso	2B	.284	152	633	79	180	5	46
GRIFFIN, Alfredo	SS-2B	.241	140	419	53	101	4	30
GRUBER, Kelly	3B	.063	15	16	1	1	1	2
HERNANDEZ, Toby	C	.500	3	2	1	1	0	0
IORG, Garth	3B	.227	121	247	24	56	1	25
JOHNSON, Cliff	DH	.304	127	359	51	109	16	61
LEACH, Rick	OF-1B	.261	65	88	11	23	0	7
MANRIQUE, Fred	2B	.333	10	9	0	3	0	1
MARTINEZ, Buck	C	.220	102	232	24	51	5	37
MOSEBY, Lloyd	OF	.280	158	592	97	166	18	92
MULLINIKS, Rance	IF	.324	125	343	41	111	3	42
PETRALLI, Geno	C	.000	3	3	0	0	0	0
SHEPHERD, Ron	OF	.000	12	4	0	0	0	0
UPSHAW, Willie	1B	.278	152	569	79	158	19	84
WEBSTER, Mitch	OF	.227	26	22	9	5	0	4
WHITT, Ernie	C	.238	124	315	35	75	15	46
1984 Totals		**.273**	**163**	**5687**	**750**	**1555**	**143**	**702**

PITCHER	ERA	W-L	SV	G	IP	H	ER	BB	SO
ACKER, Jim	4.38	3-5	1	32	72.0	79	35	25	33
ALEXANDER, Doyle	3.13	17-6	0	36	261.2	238	91	59	139
CLANCY, Jim	5.12	13-15	0	36	219.2	249	125	88	118
CLARK, Bryan	5.91	1-2	0	20	45.2	66	30	22	21
GOTT, Jim	4.02	7-6	2	35	109.2	93	49	49	73
JACKSON, Roy Lee	3.56	7-8	10	54	86.0	73	34	31	58
KEY, Jimmy	4.65	4-5	10	63	62.0	70	32	32	44
LAMP, Dennis	4.55	8-8	9	56	85.0	97	43	38	45
LEACH, Rick	27.00	0-0	0	1	1.0	2	3	2	0
LEAL, Luis	3.89	13-8	0	35	222.1	221	96	77	134
McLAUGHLIN, Joey	2.53	0-0	0	6	10.2	12	3	7	3
MUSSELMAN, Ron	2.11	0-2	1	11	21.1	18	5	10	9
STIEB, Dave	2.83	16-8	0	35	267.0	215	84	88	198
1984 Totals	**3.86**	**89-73**	**33**	**162**	**1464.0**	**1433**	**628**	**528**	**875**

1983

BATTER	Pos.	Avg.	G	AB	R	H	HR	RBI
BARFIELD, Jesse	OF	.253	128	388	58	98	27	68
BELL, George	OF	.268	39	112	5	30	2	17
BONNELL, Barry	OF	.318	121	377	49	120	10	54
COLLINS, Dave	OF	.271	118	402	55	109	1	34
FERNANDEZ, Tony	SS	.265	15	34	5	9	0	2
GARCIA, Damaso	2B	.307	131	525	84	161	3	38
GRIFFIN, Alfredo	SS	.250	162	528	62	132	4	47
IORG, Garth	3B-2B	.275	122	375	40	103	2	39
JOHNSON, Cliff	DH	.265	142	407	59	108	22	76
KLUTTS, Mickey	3B	.256	22	43	3	11	3	5
MARTINEZ, Buck	C	.253	88	221	27	56	10	33
MOSEBY, Lloyd	OF	.315	151	539	104	170	18	81
MULLINIKS, Rance	3B-SS	.275	129	364	54	100	10	49
ORTA, Jorge	DH-OF	.237	103	245	30	58	10	38
PETRALLI, Geno	C	.000	6	4	0	0	0	0
POWELL, Hosken	OF	.169	40	83	6	14	1	7
UPSHAW, Willie	1B	.306	160	579	99	177	27	104
WEBSTER, Mitch	OF	.182	11	11	2	2	0	0
WHITT, Ernie	C	.256	123	344	53	88	17	56
1983 Totals		**.277**	**162**	**5581**	**795**	**1546**	**167**	**748**

PITCHER	ERA	W-L	SV	G	IP	H	ER	BB	SO
ACKER, Jim	4.33	5-1	1	38	97.2	103	47	38	44
ALEXANDER, Doyle	3.93	7-6	0	17	116.2	126	51	26	46
CLANCY, Jim	3.91	15-11	0	34	223.0	238	97	61	99
CLARKE, Stan	3.27	1-1	0	10	11.0	10	4	5	7
COOPER, Don	6.75	0-0	0	4	5.1	8	4	0	5
GEISEL, Dave	4.64	0-3	5	47	52.1	47	27	31	50
GOTT, Jim	4.74	9-14	0	34	176.2	195	93	68	121
JACKSON, Roy Lee	4.50	8-3	7	49	92.0	92	46	41	48
LEAL, Luis	4.31	13-12	0	35	217.1	216	104	65	116
McLAUGHLIN, Joey	4.45	7-4	9	50	64.2	63	32	37	47
MOFFITT, Randy	3.77	6-2	10	45	57.1	52	24	24	38
MORGAN, Mike	5.16	0-3	0	16	45.1	48	26	21	22
STIEB, Dave	3.04	17-12	0	36	278.0	223	94	93	187
WILLIAMS, Matt	14.63	1-1	0	4	8.0	13	13	7	5
1983 Totals	**4.12**	**89-73**	**32**	**162**	**1445.1**	**1434**	**662**	**517**	**835**

1982

BATTER	Pos.	Avg.	G	AB	R	H	HR	RBI
ADAMS, Glenn	DH	.258	30	66	2	17	1	11
BAKER, Dave	3B	.250	9	20	3	5	0	2
BARFIELD, Jesse	OF	.246	139	394	54	97	18	58
BONNELL, Barry	OF	.293	140	437	59	128	6	49
DAVIS, Dick	OF-DH	.286	3	7	0	2	0	2
GARCIA, Damaso	2B	.310	147	597	89	185	5	42
GRIFFIN, Alfredo	SS	.241	162	539	57	130	1	48
HERNANDEZ, Pedro	3B	.000	8	9	1	0	0	0
IORG, Garth	3B-2B	.285	129	417	45	119	1	36
JOHNSON, Anthony	OF-DH	.235	70	98	17	23	3	14
MARTINEZ, Buck	C	.242	96	260	26	63	10	37
MAYBERRY, John	DH-1B	.273	17	33	7	9	2	3
MOSEBY, Lloyd	OF	.236	147	487	51	115	9	52
MULLINIKS, Rance	3B-SS	.244	112	311	32	76	4	35
NORDHAGEN, Wayne	DH-OF	.270	72	185	12	50	1	20
PETRALLI, Geno	C	.364	16	44	3	16	0	1
POWELL, Hosken	OF-DH	.275	112	265	43	73	3	26
REVERING, Dave	DH	.215	55	135	15	29	5	18
ROBERTS, Leon	OF-DH	.229	40	105	6	24	1	5
UPSHAW, Willie	1B	.267	160	580	77	155	21	75
VELEZ, Otto	DH	.192	28	52	4	10	1	5
WHITT, Ernie	C	.261	105	284	28	74	11	42
WOODS, Al	OF	.234	85	201	20	47	3	24
1982 Totals		**.262**	**162**	**5526**	**651**	**1447**	**106**	**605**

PITCHER	ERA	W-L	SV	G	IP	H	ER	BB	SO
BOMBACK, Mark	6.03	1-5	0	16	59.2	87	40	25	22
CLANCY, Jim	3.71	16-14	0	40	266.2	251	110	77	139
EICHHORN, Mark	5.45	0-3	0	7	38.0	40	23	14	16
GARVIN, Jerry	7.25	1-1	0	32	58.1	81	47	26	35
GEISEL, Dave	3.98	1-1	0	16	31.2	32	14	17	22
GOTT, Jim	4.43	5-10	0	30	136.0	134	67	66	82
JACKSON, Roy Lee	3.06	8-8	6	48	97.0	77	33	31	71
LEAL, Luis	3.93	12-15	0	38	249.2	250	109	79	111
McLAUGHLIN, Joey	3.21	8-6	8	44	70.0	54	25	30	49
MURRAY, Dale	3.16	8-7	11	56	111.0	115	39	32	60
SCHROM, Ken	5.87	1-0	0	6	15.1	13	10	15	8
SENTENEY, Steve	4.91	0-0	0	11	22.0	23	12	6	20
STIEB, Dave	3.25	17-14	0	38	288.1	271	104	75	141
1982 Totals	**3.95**	**78-84**	**25**	**162**	**1443.2**	**1428**	**633**	**493**	**776**

1981

BATTER	Pos.	Avg.	G	AB	R	H	HR	RBI
AINGE, Danny	3B	.187	86	246	20	46	0	14
BARFIELD, Jesse	OF	.232	25	95	7	22	2	9
BEAMON, Charlie	DH-1B	.200	8	15	1	3	0	0
BELL, George	OF	.233	60	163	19	38	5	12
BONNELL, Barry	OF	.220	66	227	21	50	4	28
BOSETTI, Rick	OF	.234	25	47	5	11	0	4
COX, Ted	3B	.300	16	50	6	15	2	9
GARCIA, Damaso	2B	.252	64	250	24	63	1	13
GRIFFIN, Alfredo	SS	.209	101	388	30	81	0	21
IORG, Garth	2B-3B	.242	70	215	17	52	0	10
MACHA, Ken	3B-1B	.200	37	85	4	17	0	6
MANRIQUE, Fred	IF	.143	14	28	1	4	0	1
MARTINEZ, Buck	C	.227	45	128	13	29	4	21
MAYBERRY, John	1B	.248	94	290	34	72	17	43
MOSEBY, Lloyd	OF	.233	100	378	36	88	9	43
STIEB, Dave	PR	.000	1	0	1	0	0	0
UPSHAW, Willie	DH-1B-OF	.171	61	111	15	19	4	10
VELEZ, Otto	DH	.213	80	240	32	51	11	28
WELLS, Greg	1B-DH	.247	32	73	7	18	0	5
WHITMER, Dan	C	.111	7	9	0	1	0	0
WHITT, Ernie	C	.236	74	195	16	46	1	16
WOODS, Al	OF	.247	85	288	20	71	1	21
1981 Totals		**.226**	**106**	**3521**	**329**	**797**	**61**	**314**

PITCHER	ERA	W-L	SV	G	IP	H	ER	BB	SO
BARLOW, Mike	4.20	0-0	0	12	15.0	22	7	6	5
BERENGUER, Juan	4.31	2-9	0	12	71.0	62	34	35	29
BOMBACK, Mark	3.89	5-5	0	20	90.1	84	39	35	33
CLANCY, Jim	4.90	6-12	0	22	125.0	126	68	64	56
ESPINOSA, Nino	9.00	0-0	0	1	1.0	4	1	0	0
GARVIN, Jerry	3.40	1-2	0	35	53.0	46	20	23	25
JACKSON, Roy Lee	2.61	1-2	7	39	62.0	65	18	25	27
LEAL, Luis	3.68	7-13	1	29	129.2	127	53	44	71
McLAUGHLIN, Joey	2.85	1-5	10	40	60.0	55	19	21	38
MIRABELLA, Paul	7.36	0-0	0	8	14.2	20	12	7	9
MURRAY, Dale	1.17	1-0	0	11	15.1	12	2	5	12
STIEB, Dave	3.19	11-10	0	25	183.2	148	65	61	89
TODD, Jackson	3.96	2-7	0	21	97.2	94	43	31	41
WILLIS, Mike	5.91	0-4	0	20	35.0	43	23	20	16
1981 Totals	**3.81**	**37-69**	**18**	**106**	**953.1**	**908**	**404**	**377**	**451**

1980

BATTER	Pos.	Avg.	G	AB	R	H	HR	RBI
AINGE, Danny	OF-IF	.243	38	111	11	27	0	4
AULT, Doug	1B-DH	.194	64	144	12	28	3	15
BAILOR, Bob	OF-IF	.236	117	347	44	82	1	16
BONNELL, Barry	OF	.268	130	463	55	124	13	56
BOSETTI, Rick	OF	.213	53	188	24	40	4	18
BRAUN, Steve	PH-DH	.273	37	55	4	15	1	9
CANNON, J.J.	PR-OF	.080	70	50	16	4	0	4
DAVIS, Bob	C	.216	91	218	18	47	4	19
GARCIA, Damaso	2B	.278	140	543	50	151	4	46
GRIFFIN, Alfredo	SS	.254	155	653	63	166	2	41
HODGSON, Paul	OF	.220	20	41	5	9	1	5
HOWELL, Roy	3B	.269	142	528	51	142	10	57
IORG, Garth	IF	.248	80	222	24	55	2	14
KELLY, Pat	C	.286	3	7	0	2	0	0
MACHA, Mike	3B-C	.000	5	8	0	0	0	0
MAYBERRY, John	1B	.248	149	501	62	124	30	82
MOSEBY, Lloyd	OF	.229	114	389	44	89	9	46
RAMOS, Domingo	IF	.125	5	16	0	2	0	0
STIEB, Dave	P-OF	.000	1	1	0	0	0	0
UPSHAW, Willie	1B-DH	.213	34	61	10	13	1	5
VELEZ, Otto	DH	.269	104	357	54	96	20	62
WHITT, Ernie	C	.237	106	295	23	70	6	34
WOODS, Al	OF	.300	109	373	54	112	15	47
1980 Totals		**.251**	**162**	**5571**	**624**	**1398**	**126**	**580**

PITCHER	ERA	W-L	SV	G	IP	H	ER	BB	SO
BAILOR, Bob	7.71	0-0	0	3	2.1	4	2	1	0
BARLOW, Mike	4.09	3-1	5	40	55.0	57	25	21	19
BUSKEY, Tom	4.46	3-1	0	33	66.2	68	33	26	34
CLANCY, Jim	3.30	13-16	0	34	250.2	217	92	128	152
GARVIN, Jerry	2.29	4-7	8	61	82.2	70	21	27	52
JEFFERSON, Jesse	5.47	4-13	0	29	121.2	130	74	52	53
KUCEK, Jack	6.75	3-8	1	23	68.0	83	51	41	35
LEAL, Luis	4.53	3-4	0	13	59.2	72	30	31	26
LEMANCZYK, Dave	5.40	2-5	0	10	43.1	57	26	15	10
McLAUGHLIN, Joey	4.51	6-9	4	55	135.2	159	68	53	70
MIRABELLA, Paul	4.34	5-12	0	33	130.2	151	63	66	53
MOORE, Balor	5.29	1-1	1	31	64.2	76	38	31	22
SCHROM, Ken	5.23	1-0	1	17	31.0	32	18	19	13
STIEB, Dave	3.71	12-15	0	34	242.2	232	100	83	108
TODD, Jackson	4.02	5-2	0	12	85.0	90	38	30	44
WILLIS, Mike	1.71	2-1	3	20	26.1	25	5	11	14
1980 Totals	**4.19**	**67-95**	**23**	**162**	**1466.1**	**1523**	**683**	**635**	**705**

1979

BATTER	Pos.	Avg.	G	AB	R	H	HR	RBI
AINGE, Danny	2B	.237	87	308	26	73	2	19
BAILOR, Bob	OF-3B	.229	130	414	50	95	1	38
BOSETTI, Rick	OF	.260	162	619	59	161	8	65
BROWN, Bobby	OF	.000	4	10	1	0	0	0
CANNON, J.J.	OF	.211	61	142	14	30	1	5
CARTY, Rico	DH	.256	132	461	48	118	12	55
CERONE, Rick	C	.239	136	469	47	112	7	61
DAVIS, Bob	C	.124	32	89	6	11	1	8
GOMEZ, Luis	IF	.239	59	163	11	39	0	11
GRIFFIN, Alfredo	SS	.287	153	624	81	179	2	31
HERNANDEZ, Pedro	PR	.000	3	0	1	0	0	0
HOWELL, Roy	3B	.247	138	511	60	126	15	72
JOHNSON, Tim	IF	.186	43	86	6	16	0	6
KUSICK, Craig	1B	.204	24	54	3	11	2	7
MAYBERRY, John	1B	.274	137	464	61	127	21	74
McKAY, Dave	2B	.218	47	156	19	34	0	12
ROBERTSON, Bob	1B	.103	15	29	1	3	1	1
SOLAITA, Tony	DH-1B	.265	36	102	14	27	2	13
VELEZ, Otto	OF	.288	99	274	45	79	15	48
WILBORN, Ted	OF	.000	22	12	3	0	0	0
WOODS, Al	OF	.278	132	436	57	121	5	36
1979 Totals		**.251**	**162**	**5423**	**613**	**1362**	**95**	**562**

PITCHER	ERA	W-L	SV	G	IP	H	ER	BB	SO
BUSKEY, Tom	3.43	6-10	7	44	78.2	74	30	25	44
CLANCY, Jim	5.51	2-7	0	12	63.2	65	39	31	33
EDGE, Butch	5.23	3-4	0	9	51.2	60	30	24	19
FREISLEBEN, Dave	4.95	2-3	3	42	91.0	101	50	53	35
GARVIN, Jerry	2.78	0-1	0	8	22.2	15	7	10	14
GRILLI, Steve	0.00	0-0	0	1	2.1	1	0	0	1
HUFFMAN, Phil	5.77	6-18	0	31	173.0	220	111	68	56
JEFFERSON, Jesse	5.51	2-10	1	34	116.0	150	71	45	43
KUSICK, Craig	4.91	0-0	0	1	3.2	3	2	0	0
LEMANCZYK, Dave	3.71	8-10	0	22	143.0	137	59	45	63
LEMONGELLO, Mark	6.29	1-9	0	18	83.0	97	58	34	40
LUEBBER, Steve	0.00	0-0	0	1	0.0	2	1	1	0
MILLER, Dyar	10.57	0-0	0	10	15.1	27	18	5	7
MOORE, Balor	4.84	5-7	0	34	139.1	135	75	79	51
MURPHY, Tom	5.40	1-2	0	10	18.1	23	11	8	6
STIEB, Dave	4.31	8-8	0	18	129.1	139	62	48	52
TODD, Jackson	5.85	0-1	0	12	32.1	40	21	7	14
UNDERWOOD, Tom	3.69	9-16	0	33	227.0	213	93	95	127
WILLIS, Mike	8.44	0-3	0	17	26.2	35	25	16	8
1979 Totals	**4.81**	**53-109**	**11**	**162**	**1417.0**	**1537**	**758**	**594**	**613**

1978

BATTER	Pos.	Avg.	G	AB	R	H	HR	RBI
ALBERTS, Butch	DH	.278	6	18	1	5	0	0
ASHBY, Alan	C	.261	81	264	27	69	9	29
AULT, Doug	1B	.240	54	104	10	25	3	7
BAILOR, Bob	OF-IF	.264	154	621	74	164	1	52
BOSETTI, Rick	OF	.259	136	568	61	147	5	42
CARTY, Rico	DH	.284	104	387	51	110	20	68
CERONE, Rick	C	.223	88	282	25	63	3	20
EWING, Sam	DH-OF	.179	40	56	3	10	2	9
GOMEZ, Luis	SS	.223	153	413	39	92	0	32
HORTON, Willie	DH	.205	33	122	12	25	3	19
HOWELL, Roy	IF	.270	140	551	67	149	8	61
HUTTON, Tommy	OF-1B	.254	64	173	19	44	2	9
IORG, Garth	2B	.163	19	49	3	8	0	3
JOHNSON, Tim	SS-2B	.241	68	79	9	19	0	3
MAYBERRY, John	1B	.250	152	515	51	129	22	70
McKAY, Dave	2B	.238	145	504	59	120	7	45
MILNER, Brian	C	.444	2	9	3	4	0	2
NORDBROOK, Tim	SS	.000	7	0	1	0	0	0
UPSHAW, Willie	OF-DH	.237	95	224	26	53	1	17
VELEZ, Otto	OF	.266	91	248	29	66	9	38
WHITT, Ernie	C	.000	2	4	0	0	0	0
WOODS, Al	OF	.241	62	220	19	53	3	25
WOODS, Gary	OF	.158	8	19	1	3	0	0
1978 Totals		**.250**	**161**	**5430**	**590**	**1358**	**98**	**551**

PITCHER	ERA	W-L	SV	G	IP	H	ER	BB	SO
BUSKEY, Tom	3.38	0-1	0	8	13.1	14	5	5	7
CLANCY, Jim	4.09	10-12	0	31	193.2	199	88	91	106
COLEMAN, Joe	4.60	2-0	0	31	60.2	67	31	30	28
CRUZ, Victor	1.71	7-3	9	32	47.1	28	9	35	51
GARVIN, Jerry	5.54	4-12	0	26	144.2	189	89	48	67
JEFFERSON, Jesse	4.38	7-16	0	31	211.2	214	103	86	97
KIRKWOOD, Don	4.24	4-5	0	16	68.0	76	32	25	29
LEMANCZYK, Dave	6.26	4-14	0	29	136.2	170	95	65	62
MOORE, Balor	4.93	6-9	0	37	144.1	165	79	54	75
MURPHY, Tom	3.93	6-9	7	50	94.0	87	41	37	36
UNDERWOOD, Tom	4.10	6-14	0	31	197.2	201	90	87	139
WALLACE, Dave	3.86	0-0	0	6	14.0	12	6	11	7
WILEY, Mark	6.75	0-0	0	2	2.2	3	2	1	2
WILLIS, Mike	4.56	3-7	7	44	100.2	104	51	39	52
1978 Totals	**4.54**	**59-102**	**23**	**161**	**1429.1**	**1529**	**723**	**614**	**758**

1977

BATTER	Pos.	Avg.	G	AB	R	H	HR	RBI
ASHBY, Alan	C	.210	124	396	25	83	2	29
AULT, Doug	1B-DH	.245	129	445	44	109	11	64
BAILOR, Bob	IF-OF	.310	122	496	62	154	5	32
BOWLING, Steve	OF	.206	89	194	19	40	1	13
CERONE, Rick	C	.200	31	100	7	20	1	10
EWING, Sam	OF-DH	.287	97	244	24	70	4	34
FAIRLY, Ron	DH-1B-OF	.279	132	458	60	128	19	64
GARCIA, Pedro	2B	.208	41	130	10	27	0	9
HOWELL, Roy	3B	.316	96	364	41	115	10	44
MASON, Jim	SS	.165	22	79	10	13	0	2
McKAY, Dave	IF	.197	95	274	18	54	3	22
NORDBROOK, Tim	SS	.175	24	63	9	11	0	1
RADER, Doug	3B-DH	.240	96	313	47	75	13	40
ROOF, Phil	C	.000	3	5	0	0	0	0
SCOTT, John	OF	.240	79	233	26	56	2	15
STAGGS, Steve	2B	.259	72	290	37	75	2	28
TORRES, Hector	IF	.241	91	266	33	64	5	26
VELEZ, Otto	OF-DH	.256	120	360	50	92	16	62
WHITT, Ernie	C	.171	23	41	4	7	0	6
WOODS, Al	OF	.284	122	440	58	125	6	35
WOODS, Gary	OF	.216	60	227	21	49	0	17
1977 Totals		**.252**	**161**	**5418**	**605**	**1367**	**100**	**553**

PITCHER	ERA	W-L	SV	G	IP	H	ER	BB	SO
BRUNO, Tom	7.85	0-1	0	12	18.1	30	16	13	9
BYRD, Jeff	6.18	2-13	0	17	87.1	98	60	68	40
CLANCY, Jim	5.05	4-9	0	13	76.2	80	43	47	44
DARR, Mike	33.75	0-1	0	1	1.1	3	5	4	1
DeBARR, Dennis	5.91	0-1	0	14	21.1	29	14	8	10
GARVIN, Jerry	4.19	10-18	0	34	244.2	247	114	85	127
HARGAN, Steve	5.22	1-3	0	6	29.1	36	17	14	11
HARTENSTEIN, Chuck	6.59	0-2	0	13	27.1	40	20	6	15
JEFFERSON, Jesse	4.31	9-17	0	33	217.0	224	104	83	114
JOHNSON, Jerry	4.60	2-4	5	43	86.0	91	44	54	54
LEMANCZYK, Dave	4.25	13-16	0	34	252.0	278	119	87	105
MURPHY, Tom	3.63	2-1	2	19	52.0	63	21	18	26
SINGER, Bill	6.79	2-8	0	13	59.2	71	45	39	33
VUKOVICH, Pete	3.47	7-7	8	53	148.0	143	57	59	123
WILLIS, Mike	3.94	2-6	5	43	107.1	105	47	38	59
1977 Totals	**4.57**	**54-107**	**20**	**161**	**1428.1**	**1538**	**726**	**623**	**771**

BLUE JAYS TEAMMATES WITH 30+ HR, 30+ 2B & 100+ RBI (ONE SEASON)

Year	Player 1	HR	2B	RBI	Player 2	HR	2B	RBI
2009	Adam Lind	35	46	114	Aaron Hill	36	37	108
2003	Carlos Delgado	42	38	145	Vernon Wells	33	49	117
2000	Carlos Delgado	41	57	137	Tony Batista	41	32	114
1999	Carlos Delgado	44	39	134	Shawn Green	42	45	123
1998	Carlos Delgado	38	43	115	Shawn Green	35	33	100
1996	Joe Carter	30	35	107	Ed Sprague	36	35	101
1986	Jesse Barfield	40	35	108	George Bell	31	38	108

Career Pitching Statistics as Blue Jays

('77 thru '10)

*** Left Handed**

PITCHER	W-L	ERA	G	GS	CG	SHO	SV	IP	SO
ACCARDO	5-9	3.67	138	0	0	0	35	139.2	97
ACEVEDO	1-2	4.26	14	0	0	0	0	12.2	9
ACKER	26-22	4.07	281	17	0	0	14	524.1	273
ADAMS	4-4	3.98	42	0	0	0	3	43.0	35
ALEXANDER	46-26	3.56	106	103	25	3	0	750.0	392
ALMANZAR	2-3	5.06	29	0	0	0	0	32.0	24
ANDREWS	1-2	10.02	8	2	0	0	0	20.2	12
ANDUJAR	1-7	6.43	25	10	0	0	0	70.0	34
AQUINO	1-1	6.35	7	0	0	0	0	11.1	5
BAILOR	0-0	7.71	3	0	0	0	0	2.1	0
BAIR	0-0	4.05	10	0	0	0	0	13.1	8
BALE*	0-0	14.29	3	0	0	0	0	5.2	10
BANKS	0-0	7.36	3	1	0	0	0	7.1	2
BARLOW	3-1	4.11	52	1	0	0	5	70.0	24
BATISTA	15-21	4.60	109	31	2	1	36	273.1	158
BEIRNE	0-0	12.86	5	0	0	0	0	7.0	5
BENITEZ	0-1	5.68	8	0	0	0	0	6.1	9
BERENGUER	2-9	4.31	12	11	1	0	0	71.0	29
BLACK*	2-1	4.02	3	2	0	0	0	15.2	3
BLAIR	3-5	4.06	27	6	0	0	0	68.2	43
BOHANON*	0-1	7.77	20	0	0	0	1	22.0	17
BOMBACK	6-10	4.74	36	19	0	0	0	150.0	55
BORBON*	4-7	4.93	146	0	0	0	1	107.2	85
BOUCHER*	0-3	4.58	7	7	0	0	0	35.1	16
BOWLES	2-1	3.30	24	0	0	0	0	30.0	25
BROW	2-4	5.81	42	4	0	0	0	85.2	45
BRUNO	0-1	7.85	12	0	0	0	0	18.1	9
BUCHHOLZ	1-0	0.00	2	0	0	0	0	2.0	0
BUICE	1-0	5.82	7	0	0	0	0	17.0	10
BULLINGTON	0-0	3.00	4	0	0	0	0	6.0	5
BURNETT	38-26	3.94	81	80	5	1	0	522.2	525
BURRES*	0-2	14.21	2	2	0	0	0	6.1	4
BUSH	10-15	4.15	41	40	3	1	0	234.0	139
BUSKEY	9-12	3.86	85	0	0	0	7	158.2	85
BYRD	2-13	6.18	17	17	1	0	0	87.1	40
CADARET*	0-1	5.85	21	0	0	0	0	20.0	15
CANDELARIA*	0-3	5.48	13	2	0	0	1	21.1	19
CANDIOTTI	6-7	2.98	19	19	3	9	0	129.2	81
CAMP	9-10	3.43	169	0	0	0	3	191.1	135
CARLSON*	8-8	3.63	162	0	0	0	3	141.1	114
CARPENTER	49-50	4.83	152	135	12	5	0	870.2	612
CARRARA	2-5	8.26	23	7	1	0	0	63.2	37
CASTILLO, F	10-5	3.59	25	24	0	0	0	138.0	104
CASTILLO, T*	13-13	3.49	218	0	0	0	16	296.1	181
CASSIDY	1-4	5.73	58	0	0	0	0	66.0	48
CAUDILL	6-10	4.09	107	0	0	0	16	105.2	78
CECIL*	22-11	4.60	46	45	0	0	0	266.0	186
CERUTTI*	46-37	3.87	191	108	7	2	2	772.1	369
CHACIN	25-15	4.18	58	58	0	0	0	331.2	185
CHULK	2-4	4.40	132	0	0	0	2	157.1	103
CLANCY	128-140	4.10	352	345	73	11	1	2204.2	1237
CLARK*	1-2	5.91	20	3	0	0	0	45.2	21
CLARKE*	1-2	6.18	24	0	0	0	0	27.2	18
CLEMENS	41-13	2.33	67	67	14	6	0	498.2	563
COCO	1-1	6.05	10	2	0	0	0	19.1	11
COLEMAN	2-0	4.60	31	0	0	0	0	60.2	28
CONE	13-9	3.14	25	24	5	2	0	183.1	149
COOPER, B	0-1	14.04	2	2	0	0	0	8.1	3
COOPER, D	0-0	6.75	4	0	0	0	0	5.0	5
CORNETT	1-3	7.00	14	4	0	0	0	36.0	26
COX	9-10	4.21	78	0	0	0	5	147.1	136
CRABTREE	8-8	3.99	121	0	0	0	3	140.0	104
CREEK*	0-0	3.29	21	0	0	0	0	13.2	11
CRUZ	7-3	1.71	32	0	0	0	9	47.1	51
CUBILLAN	1-0	8.04	7	0	0	0	0	15.2	14
CUMMINGS	2-0	3.78	11	4	0	0	0	33.1	12
DAAL*	1-1	4.00	9	3	0	0	0	27.0	28
DARR	0-1	33.75	1	1	0	0	0	1.1	1
DARWIN	1-8	7.62	13	11	1	0	0	65.0	26
DAVEY	1-1	4.70	29	0	0	0	1	44.0	42
DAVIS, D.*	4-6	5.00	12	11	0	0	0	54.0	25
DAVIS, S.*	2-1	5.12	13	5	0	0	0	31.2	27
DAYLEY*	0-0	5.40	10	0	0	0	0	5.0	5
DEBARR*	0-1	5.91	14	0	0	0	0	21.1	10
DE JONG	0-0	8.00	6	0	0	0	0	9.0	7
DE LOS SANTOS*	0-0	6.17	17	0	0	0	0	11.2	10
DEWITT	1-2	5.79	24	0	0	0	0	32.2	19
DOUGLASS	0-2	6.28	14	3	0	0	0	38.2	36
DOWNS	20-18	3.13	347	18	0	0	16	407.2	341
DRABEK	0-3	4.76	3	3	0	0	0	17.0	12
EDGE	3-4	5.23	9	9	1	0	0	51.2	19
EICHHORN	29-19	3.03	279	7	0	0	15	493.0	372
ESCOBAR	58-55	4.58	301	101	6	3	58	849.0	744
ESPINOSA	0-0	9.00	1	0	0	0	0	1.0	0

PITCHER	W-L	ERA	G	GS	CG	SHO	SV	IP	SO
ESTRELLA	0-0	5.79	2	0	0	0	0	4.2	3
EVELAND*	3-4	6.45	9	9	0	0	0	44.2	21
EYRE*	3-6	4.67	66	3	0	0	2	79.0	67
FILE	6-4	4.30	89	0	0	0	0	111.1	55
FILER	7-0	3.88	11	9	0	0	0	48.2	24
FLANAGAN*	26-27	3.96	76	76	3	1	0	452.1	194
FLENER*	3-3	5.21	29	12	0	0	0	95.0	53
FRASCATORE	10-5	4.42	105	0	0	0	1	126.1	61
FRASER	0-2	6.15	13	1	0	0	0	26.1	12
FRASOR	22-27	3.76	411	0	0	0	36	418.2	389
FREDERICK	0-2	6.59	22	0	0	0	0	28.2	22
FREISLEBEN	2-3	4.95	42	2	0	0	3	91.0	35
GARVIN*	20-41	4.46	196	65	15	1	8	606.0	320
GAUDIN	1-3	13.15	5	3	0	0	0	13.0	12
GEISEL*	1-4	4.39	63	2	0	0	5	84.0	72
GILLES	1-0	6.75	2	0	0	0	0	1.1	1
GLOVER	0-0	0.00	1	0	0	0	0	1.0	0
GLYNN	1-0	4.05	6	2	0	0	0	20.0	14
GORDON	0-1	6.06	19	0	0	0	1	32.2	16
GOTT	21-30	4.25	99	65	8	3	2	442.1	276
GOZZO	4-1	4.83	9	3	0	0	0	31.2	10
GREGG	2-6	3.51	63	0	0	0	37	59.0	58
GRILLI	0-0	0.00	1	0	0	0	0	2.1	1
GRONKIEWICZ	0-0	2.25	1	0	0	0	0	4.0	2
GUNDERSON	0-1	7.11	6	0	0	0	0	6.1	2
GUTHRIE*	0-2	4.79	23	0	0	0	0	20.2	20
GUZMAN	76-62	4.07	195	195	15	2	0	1215.2	1030
HALL	2-5	3.75	47	0	0	0	20	48.0	39
HALLADAY	148-76	3.43	313	287	49	15	1	2046.2	1495
HAMILTON	14-17	5.84	50	46	0	0	0	253.1	153
HANSON	13-20	5.68	49	45	4	1	0	278.2	195
HARGAN	1-3	5.22	6	5	1	0	0	29.1	11
HARTENSTEIN	0-2	6.59	13	0	0	0	0	27.1	15
HAYHURST	0-0	2.78	15	0	0	0	0	22.2	13
HENDRICKSON*	12-9	4.94	46	34	1	1	0	195.0	97
HENKE	29-29	2.48	446	0	0	0	217	563.0	644
HENTGEN	107-85	4.28	270	238	31	9	0	1636.0	1028
HEREDIA*	1-2	3.61	53	0	0	0	0	52.1	31
HERNANDEZ	1-0	4.76	7	0	0	0	0	22.2	7
HILL	1-2	2.61	4	4	0	0	0	20.2	14
HORSMAN*	0-0	0.00	4	0	0	0	0	4.0	2
HUDEK	0-0	12.27	3	0	0	0	0	3.2	2
HUFFMAN	6-18	5.77	31	31	2	1	0	173.0	56
HURTADO	5-2	5.45	14	10	1	0	0	77.2	33
JACKSON	24-21	3.50	190	2	0	0	30	337.0	204
JANSSEN	15-19	4.12	166	22	0	0	7	275.1	170
JANZEN	6-7	6.39	27	11	0	0	0	98.2	64
JEFFERSON	22-56	4.75	127	37	21	4	1	666.1	307
JOHNSON, D.	0-0	3.00	10	0	0	0	0	9.0	7
JOHNSON, Je.	2-4	4.60	43	0	0	0	5	86.0	54
JOHNSON, Jo	10-7	4.42	30	29	0	0	0	154.2	66
JORDAN*	1-0	6.60	15	0	0	0	1	15.0	10
KENNEDY	1-0	5.14	9	0	0	0	0	7.0	8
KEY*	116-81	3.42	317	250	26	8	10	1695.2	944
KERSHNER*	3-4	5.18	74	2	0	0	1	81.2	54
KILGUS*	0-0	6.06	11	0	0	0	0	16.1	7
KIRKWOOD	4-5	4.24	16	9	3	0	0	68.0	29
KOCH	11-13	3.57	193	0	0	0	100	211.2	172
KUCEK	3-8	6.75	23	12	0	0	1	68.0	35
KUSICK	0-0	4.91	1	0	0	0	0	3.2	0
LAMP	21-14	4.20	149	7	0	0	13	263.2	143
LAVELLE*	7-10	3.77	92	0	0	0	9	100.1	67
LEACH*	0-0	27.00	1	0	0	0	0	1.0	0
LEAGUE	7-10	4.09	168	0	0	0	2	202.1	154
LEAL	51-58	4.14	165	151	27	3	1	946.0	491
LEITER*	26-24	4.20	91	61	4	2	2	415.1	329
LEMANCZYK	27-45	4.68	95	82	25	3	0	575.0	240
LEMONGELLO	1-9	6.29	18	10	2	0	0	83.0	40
LEWIS JR*	0-0	6.75	14	0	0	0	0	18.2	15
LIDLE	12-15	5.75	31	31	2	0	0	192.2	112
LIGTENBERG	1-6	6.38	57	0	0	0	3	55.0	49
LILLY	37-34	4.52	89	89	2	1	0	505.1	424
LINTON	1-4	6.95	19	4	0	0	0	44.0	27
LITSCH	21-24	4.10	60	59	2	2	0	342.2	173
LLOYD*	5-3	3.63	74	0	0	0	3	72.0	47
LOAIZA	25-28	4.96	75	69	5	3	0	433.1	259
LOPEZ	2-4	3.99	90	0	0	0	14	94.2	77
LUDWICK	0-0	27.00	1	0	0	0	0	1.0	0
LUEBBER	0-0	—	1	0	0	0	0	0.0	0
LUECKEN	0-0	9.00	1	0	0	0	0	1.0	0
LYON	6-8	5.40	26	21	0	0	0	125.0	65
MacDONALD*	4-3	3.48	76	0	0	0	0	103.1	50
MAHLER*	0-0	0.00	2	0	0	0	0	1.0	0
MARCUM	37-25	3.85	120	95	1	0	1	592.0	479
MAURER*	0-0	54.00	3	0	0	0	0	1.1	1
McGOWAN	20-22	4.71	75	56	3	1	0	353.2	285
McLAUGHLIN	22-24	3.88	195	10	0	0	31	341.0	207
MENECHINO	0-0	0.00	1	0	0	0	0	0.0	0
MENHART	1-4	4.92	21	9	1	0	0	78.2	50
MICHALAK*	6-7	4.62	24	18	0	0	0	115.0	57

PITCHER	W-L	ERA	G	GS	CG	SHO	SV	IP	SO
MILLER, D.	0-0	10.57	10	0	0	0	0	15.1	7
MILLER, J.	12-9	5.89	45	33	0	0	0	186.1	117
MILLER, T.*	2-2	4.61	79	0	0	0	4	52.2	44
MILLS*	1-1	7.80	9	5	0	0	0	30.0	27
MIRABELLA*	5-12	4.64	41	23	3	1	0	145.1	62
MOFFITT	6-2	3.77	45	0	0	0	10	57.1	38
MOORE*	12-17	4.96	102	37	7	0	1	348.1	148
MORGAN	0-3	5.16	16	4	0	0	0	45.1	22
MORRIS	28-18	4.87	61	61	10	2	0	393.1	235
MORROW	10-7	4.49	26	26	1	1	0	146.1	178
MUNRO	1-3	6.00	40	5	0	0	0	81.0	54
MURPHY, B*	0-0	3.18	8	0	0	0	0	11.1	6
MURPHY, T.	9-12	4.00	79	1	0	0	9	164.1	67
MURRAY	9-7	2.92	67	0	0	0	11	126.1	72
MUSSELMAN, J*	20-11	4.26	94	19	0	0	3	190.1	100
MUSSELMAN, R	5-2	3.79	36	4	0	0	1	73.2	38
MYERS	3-4	4.46	41	0	0	0	28	42.1	32
NAKAMURA	0-3	7.36	19	0	0	0	0	25.2	24
NIEKRO	0-2	8.25	3	3	0	0	0	12.0	7
NUNEZ	5-3	4.40	56	12	0	0	0	137.0	131
OHKA	2-5	5.79	10	10	0	0	0	56.0	21
PAINTER*	2-1	5.40	52	2	0	0	0	85.0	67
PARRIS	9-11	5.17	33	33	1	0	0	181.0	97
PARRISH*	1-1	4.04	13	6	0	0	0	42.1	21
PERSON	8-13	6.18	61	22	0	0	8	177.2	142
PETERSON	0-0	16.88	3	0	0	0	0	2.2	2
PLESAC*	11-17	4.21	262	0	0	0	6	181.2	224
POLITTE	2-8	4.56	109	0	0	0	13	106.2	97
PROKOPEC	2-9	6.78	22	12	0	0	0	71.2	41
PURCEY*	5-10	5.33	54	21	1	0	1	147.0	129
QUANTRILL	30-34	3.67	386	20	0	0	15	517.2	334
RAY	1-2	4.18	7	4	0	0	0	28.0	16
REICHERT	0-0	6.06	15	0	0	0	0	16.1	13
RICHMOND	9-14	5.27	32	29	2	1	0	165.2	137
RIGHETTI*	0-1	6.75	13	0	0	0	0	13.1	10
RISLEY	3-6	4.83	72	0	0	0	0	100.2	73
ROBINSON	1-2	3.61	24	0	0	0	0	42.1	35
RODRIGUEZ	1-1	10.45	9	0	0	0	0	10.1	5
ROENICKE	1-0	6.38	29	0	0	0	0	36.2	37
ROGERS	2-4	5.70	19	0	0	0	0	23.2	13
ROMANO	0-0	11.81	3	0	0	0	0	5.1	3
ROMERO, D*	1-0	3.86	7	0	0	0	0	16.1	10
ROMERO, R*	27-18	3.99	61	61	3	1	0	388.0	315
ROSARIO	1-2	6.65	17	1	0	0	0	23.0	21
ROSS	0-0	4.91	3	0	0	0	0	7.1	4
RYAN*	5-9	3.19	155	0	0	0	75	155.1	160
RZEPCZYNSKI*	6-8	4.32	25	23	0	0	0	125.0	117
SANCHEZ	0-1	10.03	4	3	0	0	0	11.2	4
SCHOENEWEIS*	5-6	4.58	135	0	0	0	2	94.1	61
SCHROM	2-0	5.44	23	0	0	0	1	46.1	21
SENTENEY	0-0	4.91	11	0	0	0	0	22.0	20
SERVICE	0-0	4.50	15	0	0	0	0	16.0	17
SILVA	0-0	13.50	2	0	0	0	0	2.0	0
SINCLAIR*	0-2	6.10	27	0	0	0	0	20.2	11
SINGER	2-8	6.79	13	12	0	0	0	59.2	33
SMALL	0-0	9.00	1	0	0	0	0	2.0	0
SMITH	0-3	6.62	14	6	0	0	0	35.1	16
SPEIER	8-10	3.18	185	0	0	0	7	187.0	163
SPOLJARIC*	4-8	4.31	104	3	0	0	4	150.1	146
ST. CLAIRE	0-0	9.00	2	0	0	0	0	2.0	2
STEWART	19-16	5.09	48	48	1	0	0	295.1	207
STIEB	175-134	3.42	439	408	103	30	3	2873.0	1658
STOTTLEMYRE	69-70	4.39	206	175	15	4	1	1139.0	662
STURTZE	7-6	5.94	40	8	0	0	0	89.1	54
TALLET*	15-21	4.71	214	31	0	0	0	411.0	311
TAM	0-4	5.64	44	0	0	0	1	44.2	26
TAUBENHEIM	1-5	5.40	13	8	0	0	0	40.0	30
THURMAN	3-4	4.75	49	4	0	0	0	83.1	67
TIMLIN	23-22	3.62	305	3	0	0	52	393.1	331
TODD	7-10	4.27	45	26	7	0	0	215.0	99
TOWERS	37-42	4.96	108	89	3	1	1	558.1	316
TRACHSEL	2-5	5.29	11	11	0	0	0	63.0	32
TRLICEK	0-0	10.80	2	0	0	0	0	1.2	1
UNDERWOOD*	15-30	3.88	64	62	19	2	0	424.2	267
VALDEZ	0-0	20.25	2	0	0	0	0	1.1	0
VAN RYN*	0-1	9.00	10	0	0	0	0	4.0	3
VERMILYEA	0-0	0.00	2	0	0	0	0	6.0	2
VIOLA*	1-3	7.71	6	6	0	0	0	30.1	18
VUCKOVICH	7-7	3.47	53	8	3	1	8	148.0	123
WALKER	19-14	4.32	124	31	0	0	4	308.2	179
WALLACE	0-0	3.86	6	0	0	0	0	148.0	7
WARD	32-36	3.18	452	2	0	0	121	650.2	671
WARE	3-6	7.47	18	9	0	0	0	59.0	29
WASDIN	0-1	23.40	3	2	0	0	0	5.0	5
WEATHERS	1-0	5.50	17	0	0	0	0	18.0	16
WELLS,D*	84-55	4.06	306	138	18	2	13	1148.2	784
WELLS,R	0-0	0.00	1	0	0	0	0	1.0	0
WESTON	0-0	0.00	2	0	0	0	0	2.0	1
WHITESIDE	0-0	19.64	2	0	0	0	0	3.2	5
WIGGINS*	0-0	3.38	3	0	0	0	0	2.2	3

PITCHER	W-L	ERA	G	GS	CG	SHO	SV	IP	SO
WILEY	0-0	6.75	2	0	0	0	0	2.2	2
WILLIAMS, M	1-1	14.63	4	3	0	0	0	8.0	5
WILLIAMS, W	28-34	4.30	166	76	2	1	0	613.1	439
WILLIS*	7-21	4.59	144	6	1	0	15	296.0	149
WILLS	9-6	4.65	82	8	0	0	0	195.1	134
WITHEM	0-0	3.00	1	0	0	0	0	3.0	2
WOLFE	5-5	3.81	72	0	0	0	0	82.2	47
ZAMBRANO	0-2	10.97	8	2	0	0	0	10.2	5

HOME RUNS AT ROGERS CENTRE

Club	1989	1990	1991	1992	1993	1994	1995	1996	1997	1998	1999	2000	2001	2002	2003	2004	2005	2006	2007	2008	2009	2010	Total
Arizona[6]	–	–	–	–	–	–	–	–	–	–	–	–	–	–	–	3	–	–	–	–	–	-	3
Atlanta[1]	–	–	–	–	–	–	–	–	2	–	1	–	2	–	–	–	–	–	–	2	–	-	7
Baltimore	4	8	9	3	6	6	7	13	3	4	9	4	7	6	12	6	19	7	7	10	5	4	155
Boston	5	2	6	6	6	1	8	9	11	9	7	3	14	9	11	12	10	16	16	11	16	14	188
Chicago (NL)[5]	–	–	–	–	–	–	–	–	–	–	–	–	–	–	1	–	–	–	–	2	–	-	3
Chicago (AL)	0	4	9	3	1	7	4	10	3	6	5	3	5	5	5	2	8	5	2	2	3	8	92
Cincinnati[8]	–	–	–	–	–	–	–	–	–	–	–	–	–	–	–	–	–	–	–	1	2	-	3
Cleveland	3	8	1	9	10	9	12	7	6	10	8	4	4	2	1	7	6	3	5	–	2	2	117
Colorado	–	–	–	–	–	–	–	–	–	–	–	–	–	0	–	–	–	–	3	–	–	-	3
Detroit	4	11	9	3	11	7	8	9	3	8	6	9	1	1	1	6	4	4	3	2	7	7	117
Florida[1]	–	–	–	–	–	–	–	–	2	–	2	–	1	–	–	–	–	–	–	–	5	-	10
Kansas City	0	6	4	4	6	8	7	6	4	6	2	5	4	3	7	2	5	3	3	–	3	2	88
Los Angeles (AL)	1	6	5	3	7	0	5	4	7	3	5	9	1	6	2	5	1	1	1	2	5	3	79
Los Angeles (NL)[6]	–	–	–	–	–	–	–	–	–	–	–	–	–	–	–	3	–	–	3	–	–	-	6
Milwaukee[3]	5	6	7	5	10	3	8	8	6	–	–	–	–	–	–	–	3	–	–	–	–	-	61
Minnesota	3	6	1	3	3	5	3	4	1	2	3	4	2	7	4	4	4	5	3	–	3	9	70
New York (AL)	3	10	5	6	2	4	7	7	3	4	6	7	9	20	13	18	10	12	9	7	13	10	175
New York (NL)[2]	–	–	–	–	–	–	–	–	–	6	–	6	–	–	–	–	–	5	–	–	–	-	17
Oakland	7	5	7	6	6	2	4	7	6	3	15	9	9	0	8	3	5	12	4	4	0	1	122
Philadelphia[2]	–	–	–	–	–	–	–	–	–	4	–	4	–	–	–	–	–	3	–	–	3	-	14
Pittsburgh[5]	–	–	–	–	–	–	–	–	–	–	–	–	–	–	5	–	–	–	–	–	–	-	5
San Francisco[4]	–	–	–	–	–	–	–	–	–	–	–	–	–	7	–	–	–	–	–	–	–	3	7
Seattle	2	6	6	7	4	7	4	9	9	10	5	13	3	9	3	5	10	9	3	4	5	4	133
St. Louis[7]	–	–	–	–	–	–	–	–	–	–	–	–	–	–	–	–	5	–	–	–	–	4	5
Tampa Bay[2]	–	–	–	–	–	–	–	–	–	0	7	7	7	5	15	12	10	11	10	7	13	6	104
Texas	2	4	3	2	9	5	2	9	2	1	10	3	10	5	17	2	2	1	8	2	5	4	104
Montreal/Washington	–	–	–	–	–	–	–	–	4	1	2	2	5	4	2	3	1	2	4	–	–	-	30
Toronto	**45**	**93**	**75**	**79**	**90**	**63**	**73**	**87**	**68**	**112**	**96**	**134**	**92**	**102**	**94**	**80**	**76**	**121**	**90**	**69**	**104**	**146**	**1989**
Opponents	**39**	**82**	**72**	**60**	**81**	**64**	**79**	**102**	**72**	**77**	**93**	**92**	**84**	**89**	**107**	**93**	**103**	**94**	**83**	**56**	**90**	**81**	**1793**

[1] Atlanta, Florida and Montreal did not play at Toronto until 1997.
[2] Tampa Bay, New York (N) and Philadelphia did not play at Toronto until 1998.
[3] Milwaukee moved to the National League in 1998.
[4] Colorado and San Francisco did not play at Toronto until 2002.
[5] Chicago Cubs and Pittsburgh did not play at Toronto until 2003.
[6] Arizona and Los Angeles did not play at Toronto until 2004.
[7] St. Louis Cardinals did not play at Toronto until 2005.
[8] Cincinnati Reds did not play at Toronto until 2008.

Career Batting Statistics as Blue Jays

('77 thru '10)

BATTER	AVG	G	AB	R	H	HR	RBI	SB
ADAMS, G.	.258	30	66	2	17	1	11	0
ADAMS, R.	.247	286	884	125	218	17	113	15
AIKENS	.205	105	254	23	52	12	31	0
AINGE	.220	211	665	57	146	2	37	12
ALBERTS	.278	6	18	1	5	0	0	0
ALFONZO	.162	12	37	4	6	0	4	0
ALLENSON	.118	14	34	2	4	0	3	0
ALOMAR	.307	703	2706	451	832	55	342	206
ANDREWS	.000	2	3	0	0	0	0	0
ARENCIBIA	.143	11	35	3	5	2	4	0
ASHBY	.230	205	660	52	152	11	58	1
AULT	.234	247	693	66	162	17	86	4
BAILOR	.264	523	1878	230	495	8	138	46
BAKER	.250	9	20	3	5	0	2	0
BARAJAS	.237	229	778	87	184	30	120	1
BARFIELD	.265	1032	3463	530	919	179	527	55
BARKER	.235	12	17	3	4	1	1	0
BARRETT	.167	7	18	3	3	1	2	0
BATISTA, M	.000	75	5	0	0	0	0	0
BATISTA, T.	.258	324	1266	186	326	80	238	7
BATISTE	.250	6	8	1	2	0	0	0
BATTLE	.200	9	15	3	3	0	0	1
BAUTISTA	.241	295	961	170	239	70	174	13
BEAMON	.200	8	15	1	3	0	0	0
BELL, D	.228	79	189	28	43	2	16	10
BELL, G.	.286	1181	4528	641	1294	202	740	59
BENIQUEZ	.284	39	81	6	23	5	21	0
BERG	.262	228	690	81	181	11	80	0
BERROA	.194	22	62	11	12	1	6	0
BLAKE	.256	14	39	6	10	1	1	0
BONNELL	.281	457	1504	184	422	33	187	31
BORDERS	.256	747	2309	205	590	54	272	6
BORDICK	.274	102	343	39	94	5	54	3
BOSETTI	.252	376	1422	149	359	17	129	23
BOWLING	.206	89	194	19	40	1	13	2
BRAUN	.273	37	55	4	15	1	9	0
BRENLY	.170	48	88	9	15	1	6	1
BRITO	.228	75	206	19	47	1	15	2
BROWN, B.	.000	4	10	1	0	0	0	0
BROWN, K.	.277	54	119	18	33	2	16	0
BRUMFIELD	.238	210	652	99	155	16	91	17
BUCK	.281	118	409	53	115	20	66	0
BURNETT	.000	48	8	0	0	0	0	0
BURROUGHS	.257	86	191	19	49	6	28	0
BUSH, D.	.000	1	2	0	0	0	0	0
BUSH, H.	.283	305	1131	148	320	10	102	56
BUTERA	.233	23	60	3	14	1	6	0
BUTLER, Ri	.286	7	14	3	4	0	2	0
BUTLER, Ro	.209	66	129	22	27	0	8	2
CABRERA	.167	3	12	1	2	0	0	0
CAIRO	.222	9	27	5	6	0	1	0
CAMP	1.000	12	1	0	1	0	0	0
CAMPUSANO	.218	73	142	14	31	2	12	0
CANATE	.213	38	47	12	10	1	3	1
CANNON	.177	131	192	30	34	1	9	14
CANSECO	.237	151	583	98	138	46	107	29
CARPENTER	.182	7	11	1	2	0	0	0
CARTER	.257	1039	4093	578	1051	203	736	78
CARTY	.269	236	848	99	228	32	123	4
CASH	.173	101	301	29	52	5	29	0
CASTILLO, A.	.206	132	316	23	65	2	20	1
CASTILLO, F.	.143	2	7	0	1	0	0	0
CATALANOTTO	.299	466	1594	222	476	29	200	4
CECIL	.000	2	4	0	0	0	0	0
CEDENO	.246	190	586	81	144	6	48	7
CERONE	.229	255	851	79	195	11	91	1
CHACIN	.000	3	7	1	0	0	0	0
CHAVEZ	.258	51	159	10	41	2	15	1
CLARK	.256	109	234	32	60	3	21	1
CLAYTON	.254	69	189	23	48	1	12	2
CLEMENS	.167	3	6	1	1	0	0	0
COATS	.200	8	5	0	1	0	0	0
COLES	.234	112	337	41	79	8	41	1
COLLINS	.291	246	843	114	245	3	78	91
CORDOVA	.245	62	200	23	49	4	18	3
COX, T.	.300	16	50	6	15	2	9	0
CRESPO	.246	100	207	20	51	2	24	5
CROZIER	.152	14	33	5	5	2	4	0
CRUZ JR.	.250	698	2559	396	640	122	355	85
CUBILLAN	.000	2	1	0	0	0	0	0
DALESANDRO	.266	48	94	11	25	2	15	1

BATTER	AVG	G	AB	R	H	HR	RBI	SB
DAVIS, B	.189	123	307	24	58	5	27	0
DAVIS, D	.286	3	7	0	2	0	2	0
DAVIS, DO	.000	2	1	0	0	0	0	0
DELGADO	.282	1423	5008	889	1413	336	1058	9
DELLUCCI	.040	8	25	2	1	0	0	0
DeWILLIS	.120	13	25	2	3	1	2	0
DIAZ, C	.333	9	3	1	1	0	0	0
DIAZ, R	.000	1	4	0	0	0	0	0
DOMINIQUE	.000	2	2	0	0	0	0	0
DOWNS	.000	48	1	0	0	0	0	0
DUCEY	.234	188	333	52	77	2	31	8
DUNCAN	.228	39	167	20	38	0	12	4
ECKSTEIN	.277	76	260	27	72	1	23	2
ENCARNACION	.243	138	486	72	118	29	74	2
EPPARD	.200	6	5	0	1	0	0	0
ESCOBAR, K	.071	15	14	1	1	0	1	0
ESCOBAR, Y	.275	60	236	32	65	4	16	1
ESTALELLA	.231	5	13	1	3	0	0	0
EVANS	.229	19	48	7	11	1	2	0
EWING	.267	137	300	27	80	6	43	1
FAIRLY	.279	132	458	60	128	19	64	0
FASANO	.178	16	45	5	8	1	4	0
FELIX	.261	237	878	135	229	24	111	31
FERNANDEZ	.297	1450	5335	704	1583	60	613	172
FIELDER	.243	220	506	67	123	31	84	0
FIGUEROA	.111	8	9	1	1	0	0	0
FILE	.000	7	1	0	0	0	0	0
FLETCHER	.276	540	1778	172	490	61	268	1
FREEL	.273	9	22	1	6	0	3	2
FRYE	.246	74	175	24	43	2	15	2
FULLMER	.284	279	1004	147	285	50	187	8
GARCIA, C	.220	103	350	29	77	3	23	11
GARCIA, D	.288	902	3572	453	1028	32	296	194
GARCIA, P	.208	41	130	10	27	0	9	0
GIANELLI	.167	9	24	2	4	0	0	1
GLAUS	.256	268	925	165	237	58	156	3
GOMEZ, C	.282	109	341	41	96	3	37	3
GOMEZ, L	.227	212	576	50	131	0	42	3
GONZALES	.195	71	118	16	23	1	6	0
GONZALEZ, Alex	.259	85	328	47	85	17	50	1
GONZALEZ, Alex S.	.245	890	3258	407	798	83	350	85
GOODWIN	.000	2	8	0	0	0	0	0
GREBECK	.289	202	655	89	189	5	60	2
GREEN, N	.154	9	13	2	2	0	1	0
GREEN, S	.286	716	2513	402	718	119	376	76
GREENE, C	.111	3	9	0	1	0	0	0
GREENE, T	.235	34	85	11	20	5	10	0
GREENE, W	.204	81	226	22	46	12	41	0
GRIFFIN, A	.249	982	3396	382	844	13	231	79
GRIFFIN, J-F	.304	13	23	7	7	2	9	0
GROSS	.226	84	221	29	50	4	23	3
GRUBER	.259	921	3094	421	800	114	434	80
GUZMAN	.000	12	2	0	0	0	0	0
HALLADAY	.079	16	38	2	3	0	1	0
HAMILTON	.200	2	5	0	1	0	1	0
HATTIG	.333	13	24	2	8	0	3	0
HEARRON	.200	16	30	2	6	0	4	0
HENDERSON	.215	44	163	37	35	4	12	22
HENDRICKSON	.250	2	4	1	1	1	1	0
HENTGEN	.053	9	19	0	1	0	0	0
HERMANSEN	.000	4	7	0	0	0	0	0
HERNANDEZ, P	.000	11	9	2	0	0	0	0
HERNANDEZ, T	.500	3	2	1	1	0	0	0
HILL, A	.270	771	2930	398	792	90	364	23
HILL, G	.243	138	411	65	100	16	50	12
HILLENBRAND	.294	233	890	131	262	30	121	6
HINSKE	.258	655	2259	353	584	78	313	46
HODGSON	.220	20	41	5	9	1	5	0
HOFFPAUIR	.206	13	34	1	7	0	0	0
HOLLINS	.222	27	99	12	22	2	6	0
HORTON	.205	33	122	12	25	3	19	0
HOWELL	.272	516	1954	219	532	43	234	5
HUCKABY	.235	128	371	38	87	3	30	0
HUDSON	.270	462	1616	209	437	35	201	19
HUFF	.267	152	374	50	100	4	34	3
HUTTON	.254	64	173	19	44	2	9	1
INFANTE	.185	40	27	8	5	0	0	1
INGLETT	.297	147	438	56	130	3	47	13
IORG	.258	931	2450	251	633	20	238	22
IZTURIS	.269	46	134	19	36	2	9	8
JACKSON	.216	46	176	15	38	5	19	0
JANSSEN	.000	12	3	0	0	0	0	0
JOHNSON, A	.235	70	98	17	23	3	14	3
JOHNSON, C	.273	400	1175	162	321	54	202	0
JOHNSON, R	.281	610	2083	319	585	42	234	28

BATTER	AVG	G	AB	R	H	HR	RBI	SB
JOHNSON, T	.212	110	165	15	35	0	9	0
KELLY, Pat D	.286	3	7	0	2	0	0	0
KELLY, Pat F	.267	37	116	17	31	6	20	0
KENT	.240	65	192	36	46	8	35	2
KIELTY	.233	62	189	31	44	4	25	2
KLUTTS	.256	22	43	3	11	3	5	0
KNORR	.281	135	377	50	88	15	57	0
KOCH	.000	9	2	0	0	0	0	0
KOSKIE	.249	97	354	49	88	11	36	4
KUSICK	.204	24	54	3	11	2	7	0
LATHAM	.274	43	73	12	20	2	10	4
LAWLESS	.207	74	82	21	17	0	4	12
LAWRENCE	.180	55	150	16	27	2	15	2
LEACH	.283	376	763	95	216	8	95	0
LEE	.254	753	2152	231	547	16	199	26
LEWIS, F	.262	110	428	70	112	8	36	17
LEWIS JR, R	.000	2	1	0	0	0	0	0
LITSCH	.000	20	1	0	0	0	0	0
LENNON	.242	11	33	4	8	1	6	0
LESHER	.132	24	38	2	5	0	2	0
LIDLE	.333	2	6	1	2	0	0	0
LILLY	.000	7	9	0	0	0	0	0
LIND	.271	496	1832	240	497	80	280	4
LIRIANO	.251	318	1022	132	257	11	101	44
LITSCH	.000	4	5	0	0	0	0	0
LOAIZA	.125	5	8	0	1	0	0	0
LOPEZ, F	.260	134	459	56	110	13	57	9
LOPEZ, L	.244	44	119	10	29	3	10	0
LUNA	.186	24	43	5	8	1	4	2
MACHA, K	.200	37	85	4	17	0	6	1
MACHA, M	.000	5	8	0	0	0	0	0
MAKSUDIA	.000	3	3	0	0	0	0	0
MALDONADO	.272	250	826	112	225	34	119	6
MANRIQUE	.189	24	37	1	7	0	2	0
MARCUM	.100	7	10	1	1	0	1	0
MARTIN	.222	9	27	3	6	0	0	0
MARTINEZ, B	.222	454	1100	114	244	35	154	2
MARTINEZ, Da	.311	47	180	29	56	2	22	4
MARTINEZ, Do	.409	15	22	4	9	2	6	0
MARTINEZ, S	.232	141	422	30	98	5	43	0
MASON	.165	22	79	10	13	0	2	1
MATHENY	.215	57	163	16	35	3	17	0
MATUSZEK	.212	62	151	23	32	2	15	2
MAYBERRY	.256	549	1803	215	461	92	272	3
MAZZILLI	.227	28	66	12	15	4	11	2
McCOY	.195	46	82	9	16	0	3	5
McDONALD	.242	484	1169	141	283	15	120	24
McGOWAN	.200	6	10	1	2	0	0	0
McGRIFF	.278	578	1944	348	540	125	305	21
McKAY	.223	287	934	96	208	10	79	7
McRAE	.195	31	82	11	16	3	11	0
MERCED	.266	98	368	45	98	9	40	7
MENCH	.243	51	115	18	28	0	10	2
MENECHINO	.268	142	384	62	103	13	38	0
MICHALAK	.333	2	3	0	1	0	0	0
MILLAR	.223	78	251	29	56	7	29	0
MILLER	.000	2	2	0	0	0	0	0
MILLS	.000	2	1	0	0	0	0	0
MILNER	.444	2	9	3	4	0	2	0
MOLINA, B	.284	117	433	44	123	19	57	1
MOLINA, J	.246	57	167	13	41	6	12	1
MOLITOR	.315	405	1615	270	508	51	246	54
MONDESI	.249	320	1259	217	316	66	196	61
MOORE	.215	51	107	15	23	1	7	0
MORANDINI	.271	35	107	10	29	0	7	1
MORROW	.000	2	3	0	0	0	0	0
MOSEBY	.257	1392	5124	768	1319	149	651	255
MOSQUERA	.233	11	30	2	7	0	2	0
MOTTOLA	.240	13	25	4	6	0	2	0
MULLINIKS	.280	1115	3013	382	843	68	389	12
MUNRO	.000	1	1	0	0	0	0	0
MYERS, G	.257	375	1032	114	266	29	126	0
MYERS, R	.000	4	1	0	0	0	0	0
NICOSIA	.267	6	15	0	4	0	1	0
NIXON	.275	226	897	141	247	2	55	101
NORDBROOK	.175	31	63	10	11	0	1	1
NORDHAGEN	.270	72	185	12	50	1	20	0
O'BRIEN	.230	178	549	55	126	17	71	0
OLERUD	.293	920	3103	464	910	109	468	3
OLIVER	.251	61	187	20	47	5	23	0
OLMEDO	.216	27	51	6	11	0	1	0
ORTA	.237	103	245	30	58	10	38	1
OTANEZ	.252	42	127	21	32	5	13	0
OVERBAY	.268	723	2507	337	672	83	336	9
PARKER	.333	13	36	2	12	0	3	0

BATTER	AVG	G	AB	R	H	HR	RBI	SB
PARRIS	.000	3	5	0	0	0	0	0
PARRISH	.202	70	178	15	36	4	22	0
PEREZ, R.	.271	144	336	36	91	5	30	3
PEREZ, T	.234	178	525	46	123	2	36	2
PERSON	.000	5	4	0	0	0	0	0
PETRALLI	.314	25	51	3	16	0	1	0
PHELPS	.266	281	969	139	258	47	176	2
PHILLIPS, J.	.219	80	192	15	42	1	18	0
PHILLIPS, K	.278	5	18	1	5	0	2	0
PHILLIPS, T	.354	13	48	9	17	1	7	0
POND	.163	16	49	4	8	1	6	0
POWELL	.250	152	348	49	87	4	33	6
PURCEY	.000	1	1	0	0	0	0	0
QUANTRILL	.000	18	1	0	0	0	0	0
QUINLAN	.118	14	17	2	2	0	2	0
QUIROZ	.205	29	88	5	18	0	10	1
RADER	.240	96	313	47	75	13	40	2
RAMOS	.125	5	16	0	2	0	0	0
REED	.143	14	21	1	3	1	3	1
REVERING	.215	55	135	15	29	5	18	0
RICHMOND	.000	3	6	0	0	0	0	0
RIOS	.285	809	3071	451	875	81	395	112
ROBERTS, L	.229	40	105	6	24	1	5	1
ROBERTS, R	.090	17	22	3	2	1	1	0
ROBERTSON	.103	15	29	1	3	1	1	0
ROLEN	.288	203	746	110	215	19	93	9
ROMERO	.000	4	10	0	0	0	0	0
ROOF	.000	3	5	0	0	0	0	0
ROSARIO	.000	3	1	0	0	0	0	0
RUIZ	.271	46	155	28	42	11	18	2
SAMUEL	.252	157	333	61	84	12	43	27
SANDERS	.286	3	7	1	2	0	2	0
SANTIAGO	.249	112	370	34	92	13	46	1
SCHOFIELD	.239	131	435	49	104	4	37	10
SCOTT	.240	79	233	26	56	2	15	10
SCUTARO	.275	289	1091	176	300	19	120	21
SEGUI	.316	31	95	14	30	5	13	0
SHARPERSON	.208	32	96	4	20	0	9	2
SHEPHERD	.167	115	108	23	18	2	5	3
SIERRA	.208	14	48	4	10	1	5	0
SIMMONS	.178	60	107	8	19	2	8	1
SMITH	.212	27	52	7	11	0	4	0
SNIDER	.255	183	612	79	156	25	74	7
SNYDER	.143	21	49	4	7	0	6	0
SOJO	.205	52	127	19	26	1	15	0
SOLAITA	.265	36	102	14	27	2	13	0
SPEIER	.000	14	1	0	0	0	0	0
SPOLJARIC	.000	4	1	0	0	0	0	0
SPRAGUE	.245	888	3156	388	773	113	418	2
STAGGS	.258	72	291	37	75	2	28	5
STAIRS	.270	230	677	100	183	32	108	3
STANLEY	.240	98	341	49	82	22	47	2
STARK	.083	5	12	0	1	0	0	0
STEWART	.298	907	3625	595	1082	74	370	166
STIEB	.000	13	2	2	0	0	0	0
SWANN	.083	13	12	3	1	0	1	0
TABLER	.231	131	320	31	74	1	37	0
TALLET	.000	13	3	0	0	0	0	0
TAM	1.000	5	1	0	1	0	0	0
TAUBENHEIM	.333	3	3	0	1	0	0	0
THIGPEN	.229	57	118	15	27	1	12	2
THOMAS	.266	171	591	70	157	29	106	0
THOMPSON	.167	2	6	2	1	0	1	0
THORNTON	.237	79	76	24	18	1	8	1
THURMAN	.000	3	1	0	0	0	0	0
TORRES	.241	91	266	33	64	5	26	1
TOWERS	.071	9	14	1	1	0	0	0
UPSHAW	.265	1115	3710	538	982	112	478	76
VELANDIA	.000	3	7	0	0	0	0	0
VELEZ	.257	522	1531	204	394	72	243	6
VIRGIL	.125	12	16	2	2	1	2	0
WARD	.220	98	209	28	46	5	33	3
WEBSTER	.206	41	34	11	7	0	4	0
WELLS, D.	.083	4	12	0	2	0	0	0
WELLS, G.	.247	32	73	7	18	0	5	0
WELLS, V.	.280	1393	5470	789	1529	223	813	90
WERTH	.234	41	94	11	22	2	16	2
WHITE	.270	656	2711	452	733	72	274	126
WHITEN	.241	79	237	24	57	4	26	2
WHITMER	.111	7	9	0	1	0	0	0
WHITT	.253	1218	3514	424	888	131	518	22
WILBORN	.000	22	12	3	0	0	0	0
WILKERSON	.216	85	208	20	45	4	23	2
WILLIAMS, K	.198	62	101	18	20	1	11	8
WILLIAMS, W	.375	3	8	0	3	0	0	0

BATTER	AVG	G	AB	R	H	HR	RBI	SB
WILSON, M.	.267	287	1067	139	285	7	96	46
WILSON, T.	.247	192	521	70	134	13	72	0
WINFIELD	.290	156	583	92	169	26	108	2
WISE	.207	122	246	37	51	6	27	10
WITT	.195	20	41	3	8	1	5	0
WOODS, A	.270	595	1958	228	529	33	188	23
WOODS, G	.211	68	246	22	52	0	17	6
WOODWARD	.247	351	1067	144	264	26	135	6
ZAUN	.255	535	1638	218	417	45	219	4
ZOSKY	.176	26	34	3	6	0	3	0

Roberto Alomar being inducted on to the Toronto Blue Jays Level of Excellence on Opening Day, 2008 at Rogers Centre

Designated Hitters

(minimum 100 AB)

YEAR	PLAYER	G	AB	H	HR	RBI	AVG
1977	Ron Fairly	58	200	60	8	30	.300
	Doug Rader	35	119	24	5	16	.202
1978	Rico Carty	101	384	110	20	68	.286
	Willie Horton	30	119	23	3	19	.193
1979	Rico Carty	130	459	117	12	53	.255
1980	Otto Velez	97	342	92	19	59	.269
1981	Otto Velez	74	233	48	10	25	.206
1982	Wayne Nordhagen	59	147	41	0	10	.279
	Dave Revering	48	117	24	4	11	.205
1983	Cliff Johnson	127	379	103	22	74	.272
	Jorge Orta	66	191	42	10	33	.220
1984	Cliff Johnson	111	338	103	16	60	.305
	Willie Aikens	81	222	43	9	21	.194
1985	Al Oliver	59	186	47	5	23	.253
	Jeff Burroughs	74	180	48	5	27	.267
	Len Matuszek	51	139	30	2	14	.216
1986	Cliff Johnson	95	326	81	15	51	.248
	Rick Leach	42	105	29	1	16	.276
1987	Fred McGriff	89	254	65	18	39	.256
	Cecil Fielder	52	126	36	11	25	.286
1988	Rance Mulliniks	107	318	98	12	47	.308
	Cecil Fielder	50	120	30	8	19	.250
1989	Rance Mulliniks	73	186	45	0	14	.242
1990	John Olerud	90	302	78	10	38	.258
	George Bell	36	138	32	3	17	.232
1991	Rance Mulliniks	81	217	56	2	20	.258
	Pat Tabler	56	116	29	0	12	.250
1992	Dave Winfield	130	490	136	23	91	.278
1993	Paul Molitor	137	543	169	17	90	.311
1994	Paul Molitor	110	436	148	13	70	.339
1995	Paul Molitor	129	525	142	15	60	.270
1996	Carlos Delgado	108	380	100	17	63	.263
1997	Joe Carter	64	253	50	9	41	.198
	Shawn Green	35	124	44	9	30	.355
1998	Jose Canseco	78	319	70	25	57	.219
	Mike Stanley	73	258	62	17	41	.240
1999	Willie Greene	50	184	39	9	33	.212
2000	Brad Fullmer	129	478	141	32	104	.295
2001	Brad Fullmer	135	508	140	18	82	.276
2002	Josh Phelps	71	260	80	14	54	.308
	Shannon Stewart	38	163	39	2	9	.239
2003	Josh Phelps	107	370	99	18	58	.268
2004	Josh Phelps	65	250	64	11	47	.256
2005	Aaron Hill	34	118	30	2	12	.254
	Shea Hillenbrand	33	128	41	2	12	.320
	Eric Hinske	43	114	36	2	8	.316
2006	Shea Hillenbrand	44	173	55	9	23	.318
2007	Frank Thomas	147	525	146	26	95	.278
2008	Matt Stairs	82	259	63	8	37	.243
2009	Adam Lind	95	371	111	21	74	.299
	Randy Ruiz	30	111	35	10	15	.315
2010	Adam Lind	122	473	116	19	59	.245

TEN HOME RUN GAME

The BLUE JAYS etched a page in the record book with a 10 HR performance against the Baltimore Orioles on September 14th, 1987. Following is a list of highlights from that game:

In the 18-3 victory the BLUE JAYS received HR's from ERNIE WHITT (3), GEORGE BELL (2), RANCE MULLINIKS (2), FRED McGRIFF (1), ROB DUCEY (1) and LLOYD MOSEBY (1)... WHITT became the second BLUE JAYS player since Otto Velez on May 10, 1980 to hit three HR's in one game... The clubs combined to hit 11 HR's in the game, to tie the Major League mark... RANCE MULLINIKS hit his 10th and 11th of the season, enabling the BLUE JAYS to become the 12th team in major league history to have at least nine players with at least 10 HR's... A club mark with 53 total bases in the game was set... The club hit three HR's in the second inning, marking the third time in 1987 and seventh time in franchise history that the club had a three HR inning... ROB DUCEY hit his first Major League HR... Most players with two or more home runs, club, game was tied as three BLUE JAYS, Bell, Mulliniks and Whitt had multiple home run games. The 10 home runs surpassed the previous record of eight.

BLUE JAYS "BIG" RBI GAMES

(6 or more)

RBI	PLAYER	DATE	OPPONENT
9	Roy Howell	Sept. 10, 1977	NYY (A)
8	Adam Lind	Aug. 31, 2009	TEX (A)
7	John Mayberry	June 26, 1978	BAL (H)
7	Otto Velez	May 4, 1980	CLE (H) G1
7	George Bell	May 9, 1987	TEX (A)
7	Josh Phelps	July 7, 2004	SEA (H)
7	Lyle Overbay	Aug. 20, 2010	BOS (A)
6	Roy Howell	July 3, 1979	DET (A)
6	Barry Bonnell	May 3, 1980	CLE (H)
6	Lloyd Moseby	Aug. 19, 1981	KC (A)
6	Damaso Garcia	May 10, 1985	SEA (H)
6	Jesse Barfield	May 18, 1986	CLE (H)
6	George Bell	June 11, 1987	BAL (A)
6	Ernie Whitt	Sept. 12, 1987	NYY (H)
6	Ernie Whitt	Sept. 27, 1988	Bal (A)
6	Kelly Gruber	April 16, 1989	KC (H)
6	George Bell	June 8, 1990	Mil (A)
6	Charlie O'Brien	May 14, 1997	Det (A)
6	Carlos Delgado	June 7, 2000	Atl (A)
6	Raul Mondesi	May 4, 2001	Sea (A)
6	Raul Mondesi	June 29, 2001	Bos (H)
6	Jose Cruz Jr.	June 25, 2002	TB (A)
6	Carlos Delgado	Sept. 25, 2003	TB (H)
6	Reed Johnson	July 1, 2005	BOS (A)
6	Adam Lind	Apr. 6, 2009	Det (H)

Blue Jays Career Games by Position

GAMES BY POSITION (Top 5)

CATCHERS	(60)
ERINE WHITT	1159
PAT BORDERS	691
DARRIN FLETCHER	516
GREGG ZAUN	483
BUCK MARTINEZ	441

FIRST BASEMEN	(82)
CARLOS DELGADO	1168
WILLIE UPSHAW	950
JOHN OLERUD	766
LYLE OVERBAY	703
JOHN MAYBERRY	494

SECOND BASEMEN	(66)
DAMASO GARCIA	869
ROBERTO ALOMAR	695
AARON HILL	642
ORLANDO HUDSON	454
MANUEL LEE	344

SHORTSTOPS	(56)
TONY FERNANDEZ	1104
ALFREDO GRIFFIN	907
ALEX GONZALEZ	874
MANUEL LEE	365
JOHN McDONALD	341

THIRD BASEMEN	(85)
KELLY GRUBER	829
ED SPRAGUE	814
RANCE MULLINIKS	725
GARTH IORG	556
ROY HOWELL	489

OUTFIELDERS	(135)
VERNON WELLS	1367
LLOYD MOSEBY	1349
GEORGE BELL	1066
JESSE BARFIELD	996
JOE CARTER	835

PITCHERS	(272)
DUANE WARD	452
TOM HENKE	446
DAVE STIEB	439
JASON FRASOR	411
PAUL QUANTRILL	386

In the Blue Jays 34 year history, the following number of players have been utilized at each position:

Catcher	60
First Base	82
Second Base	66
Third Base	85
Shortstop	56
Outfielders	135
Pitchers	272

THE ORIGINAL BLUE JAYS

American League Expansion Draft Selections
November 5, 1976

1. Bob Bailor, if-of, Baltimore
2. Jerry Garvin, lhp, Minnesota
3. Jim Clancy, rhp, Texas
4. Gary Woods, of, Oakland
5. Rico Carty, if-dh, Cleveland
6. Butch Edge, rhp, Milwaukee
7. Al Fitzmorris, rhp, Kansas City
8. Al Woods, of, Minnesota
9. Mike Darr, rhp, Baltimore
10. Pete Vuckovich, rhp, Chicago
11. Jeff Byrd, rhp, Texas
12. Steve Bowling, of, Milwaukee
13. Dennis DeBarr, lhp, Detroit
14. Bill Singer, rhp, Minnesota
15. Jim Mason, if, New York
16. Doug Ault, if, Texas
17. Ernie Whitt, c, Boston
18. Mike Weathers, if, Oakland
19. Steve Staggs, if, Kansas City
20. Steve Hargan, rhp, Texas
21. Garth Iorg, if, New York
22. Dave Lemanczyk, rhp, Detroit
23. Larry Anderson, rhp, Milwaukee
24. Jesse Jefferson, rhp, Chicago
25. Dave McKay, if, Minnesota
26. Tom Bruno, rhp, Kansas City
27. Otto Velez, of, New York
28. Mike Willis, lhp, Baltimore
29. Sam Ewing, of, Chicago
30. Leon Hooten, rhp, Oakland

Blue Jays Trades

DATE	CLUB	OBTAINED	FOR
Pat Gillick			
11-5-76	Cleveland	Alan Ashby, c Doug Howard, 1b-of	Al Fitzmorris, rhp
12-6-76	Cleveland	Rick Cerone, c John Lowenstein, of	Rico Carty, 1b-of
02-17-77	San Diego	Jerry Johnson, rhp	Dave Roberts, c-if
02-24-77	Oakland	Ron Fairly, 1b-of	Mike Weathers, if
03-29-77	Cleveland	Hector Torres, if	John Lowenstein, of
05-9-77	Texas	Roy Howell, if	Steve Hargan, rhp Jim Mason, if
12-6-77	St. Louis	Tom Underwood, lhp Victor Cruz, rhp	Peter Vuckovich, rhp John Scott, of
12-8-77	California	Pat Kelly, c Butch Alberts, 1b-of	Ron Fairly, 1b-of
03-3-78	St. Louis	Rick Bosetti, of	Tom Bruno, rhp
03-3-78	Cleveland	Rico Carty, dh	Dennis DeBarr, lhp
04-28-78	Milwaukee	Tim Johnson, if	Tim Nordbrook, inf
08-15-78	Oakland	Willie Horton, dh Phil Huffman, rhp	Rico Carty, dh
09-12-78	San Diego	Mark Wiley, rhp	Andrew Dyes, of
11-27-78	Houston	Mark Lemongello, rhp Joe Cannon, of Pedro Hernandez, if	Alan Ashby, c
12-5-78	Houston	Don Pisker, of	Gary Woods, of
12-6-78	Cleveland	Alfredo Griffin, if Phil Lansford, 3b	Victor Cruz, rhp
11-1-79	New York (AL)	Chris Chambliss, 1b Paul Mirabella, lhp Damaso Garcia, if	Tom Underwood, lhp Rick Cerone, c Ted Wilborn, of
12-5-79	Atlanta	Barry Bonnell, of Joey McLaughlin, rhp Pat Rockett, inf	Chris Chambliss, 1b Luis Gomez, ss
12-12-80	New York (NL)	Roy Lee Jackson, rhp	Bob Bailor, if-of
04-6-81	New York (NL)	Mark Bomback, rhp	Charlie Puleo, rhp
05-11-81	Milwaukee	Buck Martinez, c	Gil Kubski, of
06-10-81	Oakland	Future considerations	Rick Bosetti, of
11-18-81	New York (AL)	Aurelio Rodriguez, if	Mike Lebo, c
12-28-81	Minnesota	Hosken Powell, of	Greg Wells, 1b
12-28-81	Chicago (NL)	Dave Geisel, lhp	Paul Mirabella, lhp
03-25-82	Kansas City	Rance Mulliniks, if	Phil Huffman, rhp
04-2-82	Chicago (AL)	Wayne Nordhagen, of-dh	Aurelio Rodriguez, 3b
05-5-82	New York (AL)	Dave Revering, 1b-dh Jeff Reynolds, 3b	John Mayberry, 1b
06-15-82	Philadelphia	Dick Davis, of	Wayne Nordhagen, of (to Pittsburgh)
10-27-82	New York (AL)	Tucker Ashford, 3b	'conditional'
11-5-82	Oakland	Cliff Johnson, dh	Al Woods, of
12-9-82	New York (AL)	Dave Collins, of Mike Morgan, rhp Fred McGriff, 1b	Dale Murray, rhp Tom Dodd, of-c
02-4-83	Kansas City	Cecil Fielder, 1b	Leon Roberts, of
02-4-83	New York (NL)	Jorge Orta, dh-of	Steve Senteney, rhp
12-9-83	Seattle	Bryan Clark, lhp	Barry Bonnell, of
12-19-83	Kansas City	Willie Aikens, if-dh	Jorge Orta, dh-of
12-8-84	Oakland	Bill Caudill, rhp	Dave Collins, of Alfredo Griffin, ss
01-26-85	San Francisco	Gary Lavelle, lhp	Jim Gott, rhp Jack McKnight, rhp Augie Schmidt, if
04-1-85	Philadelphia	Len Matuszek, 1b-dh	Dave Shipanoff, rhp Jose Escobar, if Ken Kinnard, of
07-9-85	Los Angeles	Al Oliver, dh	Len Matuszek, 1b-dh
08-29-85	Texas	Cliff Johnson, dh	Matt Williams, rhp Greg Ferlenda, rhp Jeff Mays, rhp
07-5-86	Atlanta	Duane Ward, rhp	Doyle Alexander, rhp
07-6-86	Atlanta	Joe Johnson, rhp	Jim Acker, rhp
02-2-87	Atlanta	Craig McMurtry, rhp	Damaso Garcia, if Luis Leal, rhp
07-14-87	Kansas City	Juan Beniquez, of-dh	Luis Aquino, rhp

DATE	CLUB	OBTAINED	FOR
08-31-87	Baltimore	Mike Flanagan, lhp	Oswald Peraza, rhp Jose Mesa, rhp
04-30-89	New York (AL)	Al Leiter, lhp	Jesse Barfield, of
07-31-89	New York (NL)	Mookie Wilson, of	Jeff Musselman, lhp Mike Brady, rhp
08-24-89	Atlanta	Jim Acker, rhp	Tony Castillo, lhp Francisco Cabrera, c
12-17-89	Atlanta	Ricky Trlicek, rhp	Ernie Whitt, c Kevin Batiste, of
07-27-90	Minnesota	John Candelaria, lhp	Nelson Liriano, if Pedro Munoz, of
09-17-90	Cleveland	Bud Black, lhp	Mauro Gozzo, rhp Alex Sanchez, rhp Steve Cummings, rhp
11-6-90	Atlanta	Nate Cromwell, lhp	Earl Sanders, rhp
12-2-90	California	Devon White, of Willie Fraser, rhp Marcus Moore, rhp	Junior Felix, of Luis Sojo, if Ken Rivers, c
12-5-90	San Diego	Joe Carter, of Roberto Alomar, if	Tony Fernandez, ss Fred McGriff, 1b
01-15-91	Baltimore	Rene Gonzales, if	Rob Blumberg, lhp
06-27-91	Cleveland	Tom Candiotti, rhp Turner Ward, of	Glenallen Hill, of Mark Whiten, of Denis Boucher, lhp
07-14-91	Chicago (AL)	Cory Snyder, of	Shawn Jeter, of Steve Wapnick, rhp
08-9-91	Milwaukee	Candy Maldonado, of	Rob Wishnevski, rhp William Suero, 2b
07-30-92	California	Mark Eichhorn, rhp	Rob Ducey, of Greg Myers, C
08-28-92	New York (NL)	David Cone, rhp	Jeff Kent, if Ryan Thompson, of
12-8-92	California	Luis Sojo, if	Kelly Gruber, 3b
03-30-93	San Diego	Darrin Jackson, of	Derek Bell, of Stoney Briggs, of
06-11-93	New York (NL)	Tony Fernandez, ss	Darrin Jackson, of
07-31-93	Oakland	Rickey Henderson, of	Steve Karsay, rhp Jose Herrera, of
03-29-94	Chicago (AL)	Mike Huff, of	Domingo Martinez, if
Gord Ash			
11-18-94	Florida	Scott Pace, lhp	Eddie Zosky, if
12-5-94	Philadelphia	Monetary compensation	Rob Butler, of
04-6-95	Kansas City	David Cone, rhp	David Sinnes, rhp Anthony Medrano, if Chris Stynes, if
07-28-95	New York (AL)	Marty Janzen, rhp Jason Jarvis, rhp Mike Gordon, rhp	David Cone, rhp
08-31-95	Texas	Player to be named later	Candy Maldonado, of
12-7-95	Philadelphia	Paul Quantrill, rhp	Howard Battle, if Ricardo Jordan, lhp
12-18-95	Seattle	Bill Risley, rhp Miguel Cairo, if	Paul Menhart, rhp Edwin Hurtado, rhp
05-15-96	Pittsburgh	Jacob Brumfield, of	D.J.Boston, 1b
08-22-96	Chicago (AL)	Luis Andujar, rhp Allen Halley, rhp	Domingo Cedeno, if Tony Castillo, lhp
11-14-96	Pittsburgh	Carlos Garcia, if Orlando Merced, of Dan Plesac, lhp	Jose Silva, rhp Jose Pett, rhp Mike Halperin, lhp Abraham Nunez, if Craig Wilson, c Brandon Cromer, if
11-20-96	Texas	Player to be named later	Lonell Roberts, of
11-20-96	Chicago (NL)	Jason Stevenson, rhp	Miguel Cairo, if
12-11-96	Detroit	Anton French, of	Roberto Duran, lhp
12-20-96	New York (NL)	Robert Person, rhp	John Olerud, 1b
03-17-97	Texas	Lonell Roberts, of	Player to be named from 11-20-96 trade
07-31-97	Seattle	Jose Cruz Jr., of	Mike Timlin, rhp Paul Spoljaric, lhp
08-12-97	Los Angeles	Bobby Cripps, c	Otis Nixon, of
03-14-98	Texas	Kevin Brown, c	Tim Crabtree, rhp
07-30-98	Boston	Peter Munro, rhp Jay Yanneco, rhp	Mike Stanley, dh

DATE	CLUB	OBTAINED	FOR
07-31-98	Baltimore	Nerio Rodriguez, rhp Shannon Carter, of	Juan Guzman, rhp
07-31-98	New York (NL)	Leoncio Estrella, rhp	Tony Phillips, of
08-6-98	San Diego	Brian Loyd, c	Randy Myers, lhp
12-13-98	San Diego	Joey Hamilton, rhp	Woody Williams, rhp Carlos Almanzar, rhp Peter Tucci, of
12-14-98	Detroit	Eric Ludwick, rhp	Beiker Graterol, rhp
02-18-99	New York (AL)	Homer Bush, if Graeme Lloyd, lhp David Wells, lhp	Roger Clemens, rhp
03-30-99	Anaheim	Dave Hollins, if	Tomas Perez, if
05-05-99	Philadelphia	Paul Spoljaric, lhp	Robert Person, rhp
06-12-99	Arizona	Tony Batista, if John Frascatore, rhp	Dan Plesac, lhp
07-28-99	Seattle	David Segui, if	Tom Davey, rhp Steve Sinclair, lhp
08-09-99	Colorado	Brian McRae, of	Player to be named later (Pat Lynch, rhp, 08-25-99)
09-03-99	Cincinnati	Player to be named later (Jamie Goudie, if, 09-13-99)	Juan Melo, if
11-08-99	Los Angeles	Pedro Borbon, lhp Raul Mondesi, of	Shawn Green, of Jorge Nunez, if
11-11-99	St. Louis	Alberto Castillo, c Matt Dewitt, rhp Lance Painter, lhp	Pat Hentgen, rhp Paul Spoljaric, lhp
03-16-00	Montreal/Texas	Brad Fullmer, if	David Segui, if (Texas) Lee Stevens, if (Montreal)
03-22-00	New York (NL)	Jersen Perez, if	Jim Mann, rhp
07-19-00	Texas	Esteban Loaiza, rhp	Mike Young, if Darwin Cubillan, rhp
07-26-00	Philadelphia	Rob Ducey, of	Player to be named later (John Sneed, rhp, 07-31-00)
07-31-00	Tampa Bay	Steve Trachsel, rhp Mark Guthrie, lhp	Brent Abernathy, if
08-04-00	Texas	Dave Martinez, of	Player to be named later (Pete Munro, rhp, 08-08-00)
08-06-00	Philadelphia	Mickey Morandini, if	Player to be named later (Rob Ducey, of, 08-07-00)
11-07-00	Chicago (AL)	Scott Eyre, lhp	Gary Glover, rhp
11-22-00	Cincinnati	Steve Parris, rhp	Clayton Andrew, lhp Leo Estrella, rhp
12-11-00	Baltimore	Jayson Werth, c	John Bale, lhp
12-11-00	Chicago (NL)	Cole Liniak, if	Player to be named later
01-14-01	Chicago (AL)	Mike Sirotka, lhp Kevin Beirne, rhp Mike Williams, rhp Brian Simmons, of	David Wells, lhp Matt DeWitt, rhp
01-16-01	Florida	Player to be named later (Cash considerations)	Chad Mottola, of
03-22-01	Chicago (AL)	Matt DeWitt, rhp	Mike Williams, rhp
J.P. Ricciardi			
12-07-01	Oakland	Eric Hinske, if Justin Miller, rhp	Billy Koch, rhp
12-10-01	Chicago (NL)	Felix Heredia, lhp Player to be named later (James Deschaine, if, 12-13-01)	Alex Gonzalez, if
12-13-01	Los Angeles	Luke Prokopec, rhp Chad Ricketts, rhp	Cesar Izturis, if Paul Quantrill, rhp
01-02-02	Oakland	Tom Wilson, c	Mike Kremblas, c
01-17-02	Anaheim	Brian Cooper, rhp	Brad Fullmer, if
05-15-02	Houston	Player to be named later (cash considerations)	Pedro Borbon, lhp
05-26-02	Philadelphia	Cliff Politte, rhp	Dan Plesac, lhp
07-01-02	New York (AL)	Scott Wiggins, lhp	Raul Mondesi, of
11-16-02	Oakland	Cory Lidle, rhp	Mike Rouse, if Chris Mowday, rhp
12-15-02	Oakland/Arizona/Cincinnati	Player to be named later (Jason Arnold, rhp, 12-16-02)	Felipe Lopez, if
01-07-03	Oakland	John-Ford Griffin, of	Player to be named later
07-16-03	Minnesota	Bobby Kielty, OF	Shannon Stewart, OF Player to be named later (David Gassner, lhp, 12-17-03)
11-18-03	Oakland	Ted Lilly, lhp	Bobby Kielty, of Player to be named later

DATE	CLUB	OBTAINED	FOR
12-14-03	Colorado/Tampa Bay	Justin Speier, rhp	Mark Hendrickson, lhp (Tampa Bay) Player to be named later (Colorado) (Sandy Nin, rhp, 12-15-03) Joe Kennedy, lhp (Colorado)
03-29-04	Los Angeles	Jason Frasor, rhp	Jayson Werth, of
05-12-04	Oakland	Frank Menechino, if	Future Considerations
07-24-04	Boston	John Hattig, if	Terry Adams, rhp
08-06-04	Cleveland	Eric Crozier, if	Josh Phelps, if
12-02-04	Cleveland	John McDonald, if	Thomas Mastny, rhp
12-12-04	Tampa Bay	Chad Gaudin, rhp	Kevin Cash, c
01-12-05	Arizona	Shea Hillenbrand, if	Adam Peterson, rhp
07-22-05	Detroit	Player to be named later (cash considerations)	John McDonald, if
11-10-05	Detroit	John McDonald, if	Cash Considerations
12-05-05	Oakland	Player to be named later (Dustin Majewski, of)	Chad Gaudin, rhp
12-07-05	Milwaukee	Lyle Overbay, if Player to be named later (Ty Taubenheim, rhp)	Dave Bush, rhp Gabe Gross, of Player to be named later (Zach Jackson, lhp)
12-27-05	Arizona	Troy Glaus, if Sergio Santos, if	Orlando Hudson, 2B Miguel Batista, rhp
01-06-06	Milwaukee	Brian Wolfe, rhp	Corey Koskie, if
01-17-06	Cleveland	Brian Tallet, rhp	Bubbie Buzachero, rhp
07-22-06	San Francisco	Jeremy Accardo, rhp	Shea Hillenbrand, if Vinnie Chulk, rhp
08-16-06	Cincinnati	Player to be named later (Trevor Lawhorn, if)	Scott Schoeneweis, lhp
08-17-06	Boston	Player to be named later	Eric Hinske, if-of
11-18-07	Oakland	Marco Scutaro, if	Graham Godfrey, if Kristian Bell, rhp
12-05-07	Cincinnati	Buck Coats, of	Player to be named later (RHP Justin James)
01-14-08	St. Louis	Scott Rolen, if	Troy Glaus, if
05-09-08	Texas	Kevin Mench, of	Cash considerations
06-05-09	Oakland	Kevin Melillo, if	Cash considerations
08-21-08	Pittsburgh	Jose Batista, if	Player to be named later (Robinzon Diaz, c)
08-30-08	Philadelphia	Player to be named later (Fabio Castro, lhp)	Matt Stairs, of
08-31-08	Arizona	Chad Beck, rhp	David Eckstein, if
02-10-09	San Diego	Matt Bush, rhp	Player to be named later or cash considerations
03-27-09	Oakland	Player to be named later	Curtis Thigpen, c
07-31-09	Cincinnati	Edwin Encarnacion, if Josh Roenicke, rhp Zach Stewart, rhp	Scott Rolen, if
Alex Anthopoulos			
12-16-09	Philadelphia	Kyle Drabek, rhp Michael Taylor, of Travis D'Arnaud, c	Roy Halladay, rhp Cash Considerations
12-16-09	Oakland	Brett Wallace, if	Michael Taylor, of
12-23-09	Seattle	Brandon Morrow, rhp	Brandon League, rhp Johermyn Chavez, of
01-9-10	Cleveland	Zach Jackson, lhp	Cash considerations
01-20-10	San Francisco	Merkin Valdez, rhp	Cash considerations
02-06-10	Oakland	Dana Eveland, lhp	Cash considerations
04-15-10	San Francisco	Fred Lewis, of	Cash considerations
06-01-10	Pittsburgh	Ronald Uviedo, rhp	Dana Eveland, lhp
07-14-10	Atlanta	Yunel Escobar, if Jo-Jo Reyes, lhp	Alex Gonzalez, if Tyler Pastornicky, if Tim Collins, lhp
07-29-10	Houston	Anthony Gose, of	Brett Wallace, if
11-04-10	Colorado	Miguel Olivo, c	Player to be named later or cash considerations
11-17-10	Oakland	Rajai Davis, of	Trystan Magnuson, rhp Daniel Farquhar, rhp
12-03-10	Milwaukee	Carlos Villanueva, rhp	Player to be named later
12-06-10	Milwaukee	Brett Lawrie, if	Shaun Marcum, rhp

FREE AGENCY FOR PLAYERS ON THE 40-MAN ROSTER

Free agency came about in 1976 when 244 players refused to sign contracts and opted for, at season's end, the right to participate in a re-entry draft.

That draft took place in New York on November 4. Clubs were permitted to select players with whom they could negotiate. There was no compensationn for clubs who lost players in this draft.In later years, the draft was abolished and compensation was required.

Other than signing their own players who had opted for free agency and free agent players signed after being released, the Blue Jays' involvement in the free agent market has been:

Signed for:

1978	Luis Gomez	from ATLANTA BRAVES
1984	Dennis Lamp	from CHICAGO WHITE SOX
1985	Gary Allenson	from BOSTON RED SOX
1989	Bob Brenly	from SAN FRANCISCO GIANTS
	Tom Lawless	from ST. LOUIS CARDINALS
1991	Ken Dayley	from ST. LOUIS CARDINALS
1991	Pat Tabler	from NEW YORK METS
1992	Jack Morris	from MINNESOTA TWINS
	Dave Winfield	from CALIFORNIA ANGELS
	Alfredo Griffin	from LOS ANGELES DODGERS
	Kent Anderson	from CALIFORNIA ANGELS
	Eric Plunk	from NEW YORK YANKEES
1993	Dick Schofield	from CALIFORNIA ANGELS
	Dave Stewart	from OAKLAND ATHLETICS
	Paul Molitor	from MILWAUKEE BREWERS
	Darnell Coles	from CINCINNATI REDS
	Danny Cox	from PITTSBURGH PIRATES
	Tony Castillo	from NEW YORK METS
1994	Greg Cadaret	from KANSAS CITY ROYALS
1995	Danny Darwin	from BOSTON RED SOX
	Candy Maldonado	from TEXAS RANGERS
1996	Erik Hanson	from BOSTON RED SOX
	Otis Nixon	from TEXAS RANGERS
	Charlie O'Brien	from ATLANTA BRAVES
	Ruben Amaro	from CLEVELAND INDIANS
	Brian Bohanon	from DETROIT TIGERS
	Rich Rowland	from BOSTON RED SOX
	Juan Samuel	from KANSAS CITY ROYALS
	Frank Viola	from CINCINNATI REDS
1997	Benito Santiago	from PHILADELPHIA PHILLIES
	Roger Clemens	from BOSTON RED SOX
	Darrell Whitmore	from CHIBA LOTTE MARINES
	Mike Aldrete	from NEW YORK YANKEES
1998	Darrin Fletcher	from MONTREAL EXPOS
	Randy Myers	from BALTIMORE ORIOLES
	Pat Kelly	from NEW YORK YANKEES
	Craig Grebeck	from ANAHEIM ANGELS
	Mike Stanley	from NEW YORK YANKEES
	Tony Fernandez	from CLEVELAND INDIANS
	Phil Plantier	from ST. LOUIS CARDINALS
	Jose Canseco	from OAKLAND ATHLETICS
1999	Joey Cora	from CLEVELAND INDIANS
	Mike Matheny	from MILWAUKEE BREWERS
	Willie Greene	from BALTIMORE ORIOLES
	Cecil Fielder	from CLEVELAND INDIANS
	Mark Dalesandro	from CHICAGO CUBS
	Geronimo Berroa	from DETROIT TIGERS
2000	Frank Castillo	from PITTSBURGH PIRATES
2001	Jason Dickson	from ANAHEIM ANGELS
	Jeff Frye	from COLORADO ROCKIES
	Trenidad Hubbard	from BALTIMORE ORIOLES
	Dan Plesac	from ARIZONA DIAMONDBACKS
	Ryan Thompson	from NEW YORK YANKEES
	Marty Cordova	from BOSTON RED SOX
2002	Dave Berg	from FLORIDA MARLINS
2003	Mike Bordick	from BALTIMORE ORIOLES
	Frank Catalanotto	from TEXAS RANGERS
	Doug Creek	from SEATTLE MARINERS
	Greg Myers	from OAKLAND ATHLETICS
	Tanyon Sturtze	from TAMPA BAY DEVIL RAYS
	Jeff Tam	from OAKLAND ATHLETICS
2004	Miguel Batista	from ARIZONA DIAMONDBACKS
	V. DeLosSantos	from PHILADELPHIA PHILLIES
	Pat Hentgen	from BALTIMORE ORIOLES
	Kerry Ligtenberg	from BALTIMORE ORIOLES
	Chris Gomez	from MINNESOTA TWINS
	Terry Adams	from PHILADELPHIA PHILLIES
	Corey Koskie	from MINNESOTA TWINS
2005	Billy Koch	from FLORIDA MARLINS
	Scott Schoeneweis	from CHICAGO WHITE SOX
	B.J. Ryan	from BALTIMORE ORIOLES
	A.J. Burnett	from FLORIDA MARLINS
	Bengie Molina	from LOS ANGELES ANGELS
2006	Jean Machi	from TAMPA BAY DEVIL RAYS
	Matt Roney	from OAKLAND ATHLETICS
	Frank Thomas	from OAKLAND ATHLETICS
	Royce Clayton	from WASHINGTON NATIONALS
	John Thomson	from ATLANTA BRAVES
	Tomo Ohka	from MILWAUKEE BREWERS
2007	David Eckstein	from ST. LOUIS CARDINALS
	Rod Barajas	from PHILADELPHIA PHILLIES
2009	Alex Gonzalez	from BOSTON RED SOX
	John Buck	from KANSAS CITY ROYALS
	Kevin Gregg	from CHICAGO CUBS
2010	Jose Molina	from NEW YORK YANKEES
	Nick Green	from LOS ANGELES DODGERS

MAJOR LEAGUE RULE 5 DRAFT, 1977-2010

Toronto has selected 30 players in the Major League Baseball Draft, since their inaugural season in 1977. Players with at least three years of professional service who are not protected on a team's major league roster are eligible for selection by another club for $50,000 (prior to 1985 the draft price was $25,000). The drafted player must remain with his new club for the full season or be offered back to his original club for $25,000. The drafting is in reverse order of previous season records and alternating between leagues. Following this major league draft, a separate selection is held by National Association clubs from class AAA to A levels. An "AAA" selection price is $12,000. An "AA" selection is $4,000.

Toronto selections:

Year	Player	Original Club	Status with Toronto
1977	Willie Upshaw (1B)	AAA-Syracuse, (NYY)	Played nine seasons in Toronto
	Andy Dyes (OF)	AAA-Denver, (MTL)	Spent one season in Toronto organization
1978	Ted Wilborn (OF)	AAA-Tacoma, (NYY)	Spent one season in Toronto organization
	Bob Davis (C)	AAA-Hawaii, (SD)	Played two seasons in Toronto
1979	Mike Macha (IF)	AAA-Richmond, (ATL)	Played one season in Toronto
1980	George Bell (OF)	AAA-Okl.City, (PHI)	Played nine seasons in Toronto
	Dan Whitmer (C)	AAA-Salt Lake, (CAL)	Played one season in Toronto
1981	Jim Gott (RHP)	AAA-Springfield, (STL)	Played three seasons in Toronto
	Anthony Johnson (OF)	AAA-Denver, (MTL)	Played one season in Toronto
1982	Jim Acker (RHP)	AAA-Richmond, (ATL)	In 2 stints,played 7 seasons for Toronto
	Mercedes Esquer (LHP)	AAA-Portland, (PIT)	Remained in the Toronto organization
1983	Kelly Gruber (IF)	AAA-Charleston, (CLE)	Played nine seasons in Toronto
	Terry Cormack (C)	AAA-Richmond, (ATL)	Returned to Atlanta March 25, 1984
1984	Manuel Lee (IF)	AAA-Tuscon, (HOU)	Played eight seasons in Toronto
	Louis Thornton (OF)	AAA-Tidewater, (NYM)	Played three seasons in Toronto
1985	Jose DeJesus (RHP)	AAA-Omaha, (KC)	Returned to Kansas City April 3, 1986
1986	Jose Nunez (RHP)	AAA-Omaha, (KC)	Played three seasons in Toronto
1990	Ricky Rhodes (RHP)	AAA-Columbus, (NYY)	Returned to New York March 29, 1991
1992	Billy Taylor (RHP)	AAA-Richmond, (ATL)	Returned to Atlanta April 1, 1993
1995	Carey Paige (RHP)	AA-Greenville, (ATL)	Remained in Toronto organization for two seasons
1997	Luis Saturria (OF)	A-Peoria, (STL)	Returned to St. Louis March 20, 1998
1999	Dewayne Wise (OF)	A-Rockford, (CIN)	Played three seasons in Toronto
2001	Corey Thurman (RHP)	AAA-Omaha, (KAN)	Played two seasons in Toronto
2002	Jason Dubois (OF)	A-Daytona, (CHI-NL)	Returned to Chicago March 15, 2003
	Aquilino Lopez (RHP)	AAA-Tacoma, (SEA)	Played two seasons in Toronto
	Gary Majewski (RHP)	AA-Birmingham, (CHI-AL)	Returned to Chicago March 17, 2003
2003	Talley Haines (RHP)	AAA-Durham (TB)	Remained in Toronto organization, played for one season
2006	Jason Smith (IF)	AAA-Iowa (CHI-NL)	Remained with the Club until May 15, 2007
2007	Randy Wells (RHP)	AAA-Iowa (CH-NL)	Returned to the Cubs on April 16, 2008
2009	Zech Zinicola (RHP)	AAA-Syracuse (WSH-NL)	Returned to the Nationals on March 18, 2010

Selected from Toronto:

Year	Player	Team	Status after draft
1981	Ramon Lora (C)	by Los Angeles	Returned to Toronto March 31, 1982
	Domingo Ramos (IF)	by Seattle	Played five seasons with Seattle
1983	Dave Geisel (LHP)	by Seattle	Played two seasons with Seattle
1984	Mike Morgan (RHP)	by Seattle	Played two seasons with Seattle
1986	Cliff Young (LHP)	by Oakland	Returned to Toronto April 6, 1987
	Stan Clarke (LHP)	by Seattle	Played one season with Seattle
1987	Joe Johnson (RHP)	by California	Played in California farm system
	Santiago Garcia (IF)	by Chicago (AL)	Played in Chicago farm system
1988	Colin McLaughlin (RHP)	by Seattle	Played in Seattle farm system
	Chris Jones (RHP)	by Los Angeles	Returned to Toronto March 31, 1989
	Geronimo Berroa (OF)	by Atlanta	Played two seasons with Atlanta
	Matt Stark (C)	by Atlanta	Returned to Toronto March 27, 1989
	Eric Yelding (IF)	by Chicago (NL)	Claimed on waivers by Houston April 3,1989
1989	Steve Wapnick (RHP)	by Detroit	Returned to Toronto May 1, 1990
	Sil Campusano (OF)	by Philadelphia	Played one season with Philadelphia
	Xavier Hernandez (RHP)	by Houston	Played four seasons with Houston
1991	Jesse Cross (RHP)	by Minnesota	Returned to Toronto April 3, 1992
1992	Graeme Lloyd (LHP)	by Philadelphia	Acquired by Milwaukee for P John Trisler
1993	Tim Hyers (1B)	by San Diego	Played two seasons with San Diego
1994	Todd Steverson (OF)	by Detroit	Played with Detroit in 1995
	Freddy Garcia (3B)	by Pittsburgh	Played with Pittsburgh in 1995
1996	Mike Johnson (RHP)	by San Francisco	Traded to Baltimore
	Tom Davey (RHP)	by Baltimore	Returned to Toronto
1999	Brian Smith (RHP)	by Pittsburgh	Non-tendered, signed by Pittsburgh
	Jim Mann (RHP)	by New York (NL)	Spent one season in New York organization
2000	Jay Gibbons (1B)	by Baltimore	Played seven years in Baltimore
	Rendy Espina (LHP)	by Anaheim	Returned to Toronto
2002	Matt Ford (LHP)	by Milwaukee	Played one season in Milwaukee
2004	Tyrell Godwin (OF)	By Washington	Played one season in Washington
2005	Jamie Vermilyea (RHP)	By Boston	Returned to Toronto
	Steve Andrade (RHP)	By Tampa Bay	Played one season with both San Diego and Kansas City
2006	Francisco Mateo (LHP)	By Cincinnati	Released by the Reds on Aug. 9, 2007
2008	Ryan Klosterman (SS)	By Florida	Played full season in Florida organization
	Anthony Hatch (IF)	By Los Angeles (NL)	Played full season in Los Angeles Dodgers organization
2010	Brad Emaus (IF)	By New York (NL)	--

1977 – American League expansion team takes to the field under a logo designed by Toronto design firm Savage Sloan Ltd., featuring a blue jay's profile in two shades of blue on a red baseball outline, incorporating a red maple leaf ... Toronto Blue Jays written around the circumference of the baseball in letters with rounded corners and split by a centred thin white highlight line ... Home uniform featured a white pullover shirt with dark blue lettering of "Blue Jays" and the team logo on the front and light blue numbers on the back ... Jersey featured dark blue, light blue and white piping around the neck and sleeves ... White beltless pants were worn with dark blue, light blue and white piping down the leg and around the Waistband ... Road uniform featured a light blue pullover jersey with "Toronto" written across the front in solid dark blue letters along with the team logo and solid dark blue numbers on the back ... Jersey featured dark blue, light blue and white piping around the neck and sleeves ... Light blue beltless pants were worn with dark blue, light blue and white piping down the leg and around the waistband ... Cap for both home and road was dark blue with two white front panels at the front with the full-colour logo centred on those panels ... Undersweaters and socks for both the home and road uniforms were dark blue ... Names were not included on the backs of jerseys.

1978 – A thin white highlight line was added to the solid dark blue lettering and numbers on the road jerseys.

1980 – Player names added to the back of the home jersey in dark blue lettering.

1981 – Road jersey changed to include "Blue Jays" across the front in the same split-style lettering as the home jersey.

1986 – Special 10th Anniversary patch added to the left sleeve of jerseys for the duration of the season.

1989 – Pullover jerseys and waistband pants replaced by buttoned shirts and belted pants ... Colour of road uniform changed from light blue to gray ... Team logo on both the home and road jersey shifted to the left under the lettering, having previously been centred on the front of the jersey ... Piping removed from around the necks of both the home and road jerseys, but remained in dark blue, light blue and white around the jersey sleeves and down the pant legs ... Team name displayed on the front, "Blue Jays" at home and "Toronto" on the road, and numbers on the back done in split lettering ... Player names included on both the home and the road jersey for the first time, both done in solid dark blue lettering ... New solid dark blue road cap introduced with full colour logo centred on the front ... Blue belts used both at home and on the road.

1991 – Patch with All-Star Game logo added for the season to celebrate Toronto hosting the 1991 All-Star Game.

1994 – Team introduces first alternate jersey, a solid dark blue buttoned shirt ... Solid dark blue road cap, first used in 1989, used as both the home and road cap.

1996 – Commemorative 20th Anniversary patch adorned left sleeve.

1997 – Blue Jays make the first change to their familiar team logo, utilizing a new design created by Major League Baseball Properties ... Maple Leaf used as new background for the bird emblem, outlined in dark blue and light blue ... "Toronto Blue Jays" no longer surrounds the outside of the emblem, but rather "Blue Jays" appears underneath in dark blue lettering split with a thin light blue highlight line, with the letters B and S in a larger case than the rest of the letters ... Club introduced four new uniforms, home, road and two alternate jerseys ... All four uniforms placed new team logo on left sleeve, with uniform number placed on left breast in the place formerly occupied by the logo ... Piping remained the same as in previous uniforms with red replacing white in the colour scheme ... Home uniform remained white with "Blue Jays" across the front and the player name and number on the back, all in dark blue lettering split with a thin light blue highlight line ... Letter B in "Blue Jays" appeared in larger font than other letters ... Road uniform remained gray with "Toronto" across the front and the player name and number on the back, in dark blue split lettering with a thin red highlight line and white trimming ... Letter T in "Toronto" appeared in larger font than other letters ... Solid dark blue cap with logo of blue jay on maple leaf without the baseball was centred on the front of the cap and used both at home and on the road ... Alternate jersey remained dark blue but changed to include split red lettering with thin dark blue highlight line and white trimming, displaying "Toronto" across the chest, as opposed to "Blue Jays" ... A sleeveless buttoned uniform top was added as a second alternate jersey ... Jersey was dark blue with light blue split lettering with a thin dark blue highlight line and white trimming ... A light blue undershirt adorned with the new logo on the left sleeve was worn with this top ... An alternate cap with a red visor and button on top was introduced.

1999 – Sleeveless and buttoned white home jersey was added to be accompanied by a dark blue undershirt ... Front of the jersey displayed "Blue Jays" but did not include the uniform number, as with the other uniforms tops.

2000 – An alternate logo was introduced for Spring Training and batting practice caps, featuring an animated blue jay adorned with a maple leaf holding a bat and reaching around a large letter T to toss a ball in the air.

2001 – 25th Season commemorative logo displayed on left sleeve of jersey ... Dark blue piping used on sleeves, pant legs and down the middle of the jersey to replace the three colour piping ... Red piping used on alternate jersey along sleeves and down the middle of the shirt ... T-Bird logo added to the front left side of the alternate home jersey in place of the uniform number.

2003 – Club made temporary use of T-Bird logo as primary mark while beginning a rebranding process ... Toronto-based Brandid selected from competing firms to create new primary mark, revealed publicly in special ceremonies in September ... New mark features a styled blue jay extending to the left from "Jays" lettering based on traditional baseball script with three dimensional metallic letters ... Secondary mark features the blue jay extending from a letter "J" ... Marks feature the colours blue, metallic silver and metallic graphite with black and white accents, all drawn from the natural colours of the blue jay bird.

2004 – New uniforms and caps developed for 2004 season by Majestic Athletic and New Era Cap Company respectively, building on the colour scheme from new logo ... Home uniform featured white button-front jersey and pants ... New primary mark displayed on the front of the jersey rising from the player's right to left ... Player name and number adorn the back of the jersey in metallic graphite with satin silver and blue tackle twill surrounding the number ... Player name outlined in blue ... White pants with blue piping down the pant leg utilized with tunnel belt loops and black belts ... Graphite cap and visor with the secondary mark centred on the front worn at home ... Road uniform featured gray button-front jersey and pants ... "Toronto" lettering in the same style and colour scheme as the primary mark displayed on the front of the jersey rising from player's right to left ... Player name and number adorn the back of the jersey in metallic silver with blue and satin silver outline on the number ... Player name outlined in blue ... Gray pants with blue piping down the leg utilized with tunnel belt loops and black belts ... Black cap and visor with the secondary mark centred on the front worn on the road ... An alternate jersey, a black version of the home white jersey, could be used at home or away along with the home white pants or road gray pants.

2005 – Club honoured the memory of Bobby Mattick, Doug Ault and John Cerutti with a specially designed patch, appearing above the arched lettering "Teammates Forever."... The patch adorned the left sleeve of the team's uniform during the 2005 season.

2006 – Commemorative 30th anniversary logo patch to adorn left sleeve ... Solid black cap and visor to be used at all times, at home, on road and during batting practice.

2007 – The Club will have a new look in 2007 with the addition of a "T" logo...This alternate logo has been designed in the same style and energy of our primary marks...The stylized T-logo utilizes the similar colours as our primary marks; metallic graphite grey, blue and white...The T-logo will be featured on the new batting practice cap and as a regular season alternate cap.

2008 – This season the Blue Jays will be turning back the clocks by embracing their rich history and will carry out the "Flashback Friday" theme through their uniforms...The "Flashback" uniform will show for the first time, the Club wearing belted pants with the light blue uniform...Also included will be a dark blue hat with two front white panels showcasing the original full colour logo...The original logo features Toronto's profile in two shades of blue on a red baseball outline (with red maple leaf)...Furthermore, the Blue Jays will show off a new road jersey in '08...The road jersey is described as a modernized version of the traditional Blue Jays style...Toronto remains on the front of the uniform but will now be individual capital letters evenly spaced and arched across the width of the chest...Also includes features such as new lettering style of blue, black and white on the grey jersey is designed with a shadowing effect to create a three dimensional image...Uniform numbers on the back match the front lettering style and colour scheme of blue, black and white...Player names will be a solid blue lettering with a white background and black border...The Blue Jays secondary logo (bird head) will appear on the left sleeve.

2009 – The Club honoured the memory of our late owner Ted Rogers with a specially designed TED patch... The patch adorned the left sleeve of our Home white, Alternate black and Road grey uniforms... A red Maple Leaf patch with a blue, silver, and white outline was worn on the right sleeve of our White, Black and Grey jerseys... This was important to add to our uniforms since we are the only MLB team in Canada... The Club continued to wear our retro blue uniforms on every Friday night home game or better known as "Flashback Fridays"... Since we were at home for Canada Day an all red jersey was worn by the team... An all red cap with our secondary mark (Bird head logo) with small maple leafs in the logo was also worn... On Friday August 7th, we welcomed the return of the 1992 and 1993 World Series Championship winning players and coaches... In honour of their appearance we wore a button up style white jersey that was worn by these players during this era.

2010 - The Club wore an original logo powder blue pullover jersey for occasional home games throughout the year.

Yunel Escobar wearing the original logo powder blue jersey

BLUE JAYS LEVEL OF EXCELLENCE

The Level of Excellence is the highest award bestowed by the Toronto Blue Jays Baseball Club, recognizing tremendous individual achievement. The names and, in some cases, uniform numbers of each of the honourees are displayed on large banners hanging in Rogers Centre's 500 Level. The inaugural recipients of this prestigious award were **OF GEORGE BELL** and **RHP DAVE STIEB**, jointly honoured during the 1996 season. In 1999, **OF JOE CARTER** and former manager **CITO GASTON** saw their names unveiled in the Level of Excellence. They were followed in 2001 by **SS TONY FERNANDEZ** and former general manager **PAT GILLICK** in 2002. During the 2004 season, the Blue Jays were proud to salute veteran broadcaster **TOM CHEEK** and his remarkable steak of 4,306 consecutive broadcasts during the Club's inception. On Opening Day 2008 (April 4) at Rogers Centre, the Blue Jays inducted former **2B ROBERTO ALOMAR** to the Level of Excellence. Later on May 5 of 2008, **PAUL BEESTON** was added to the Blue Jays Level of Excellence.

Outfielder **GEORGE BELL** spent nine seasons with Toronto and ranks 3rd in Club history in total bases (2201), 3rd in RBI (740) and third in extra base hits (471). Is one of four players in the Clubs' history to have hit at least 200 home runs as a Blue Jay, ranking 4th with 202. In 1987 he was named the American League MVP as he set franchise marks in home runs (47) and extra base hits (83). Is the only Blue Jay to capture MVP honours. **BELL** made his first of two All Star appearances in 1987 when he became the first Blue Jay ever voted to the starting line-up. During his nine seasons **BELL** was a four-time club MVP, the Sporting News AL and Major League Player of the year in 1987, a three-time Sporting News Silver Slugger, a two-time Sporting News All Star team selection and the American League Player of the Week eight times. The 6'1 right hand batter also set a Major League record hitting three home runs on Opening Day, April 4, 1988 at Kansas City.



DAVE STIEB is the franchise leader in wins (175), innings pitched (2873.0), strikeouts (1658), starts (408), shutouts (30) and complete games (103). **STIEB** spent 15 seasons with Toronto, longer than any player in franchise history. **STIEB** appeared in an American League record seven All Star games and was the starting pitcher in both 1983 and 1984. **DAVE STIEB** also recorded the only no-hitter in Blue Jays history on September 2 1990 against the Indians in Cleveland. In 1982 he was named the Sporting News Pitcher of the Year after a 17-14 season with a 3.25 ERA and led the league in innings pitched (288) and complete games (20). **STIEB** was the Blue Jays Pitcher of the Year six times, a three-time winner of the American League Pitcher of the Month and a three-time winner of the American League Player of the Week.

Outfielder **JOE CARTER** is 3rd in franchise history in home runs with 203 but will forever be remembered for just one, the ninth inning blast on October 23 to win the 1993 World Series. In 1,039 games from 1991 to 1997 with Toronto, **CARTER** hit .257 with 578 runs scored, 218 doubles, 28 triples, 203 home runs with 736 RBI and 78 stolen bases. In his seven seasons he represented Toronto in five All-Star games including 1991 in Toronto, his first season with the Blue Jays after he was acquired from San Diego along with Roberto Alomar on December 5, 1990 in exchange for Tony Fernandez and Fred McGriff. Along with his tremendous on-field accomplishments Joe and his wife were active off the field as the Diana & Joe Carter Foundation operated the "Jumpin' with Joe" program which provided needy children throughout the Toronto area with a day at Teen-Ranch, Christian Youth Camp and tickets for a Toronto Blue Jay game where Joe would speak to all of the children. He worked with many other charities including Ronald McDonald House and also hosted an annual charity golf tournament. In his 16 year major league career Carter hit .259 with 432 doubles, 396 home runs and 1,445 RBI while playing for the Chicago Cubs (1983), the Cleveland Indians (1984-1989), the San Diego Padres (1990), the Toronto Blue Jays (1991-1997), the Baltimore Orioles (1998) and the San Francisco Giants (1998).



CITO GASTON led the Blue Jays to two World Championships, two American League Championships, four American League East titles in nine seasons as the Manager from 1989 to 1997. **GASTON** started as the Blue Jays hitting coach in 1981 where he groomed many young players including George Bell, Lloyd Moseby, Cecil Fielder, Jesse Barfield and Fred McGriff. In 1989 he served as the interim manager of the club before he was named the fifth manager in club history on May 31, 1989. He had the privilege of Managing in two All-Star games, 1993 and 1994. During his years as manager Cito gave much of his time to charity events throughout Toronto including the annual Cito Gaston Golf Classic. Gaston returned to the Blue Jays for two seasons as hitting coach in 2000 and 2001. Was named Club Ambassador and Special Assistant to the President and CEO, along with former Blue Jay right-hander Pat Hentgen, in early 2007. On June 20, 2008 was named Manager of the Toronto Blue Jays, his 2nd stint as the Clubs skipper. In 2010, Cito's last season as the Clubs manager, led the Blue Jays to an 85-77 record in the highly competative AL East. Has a Franchise high 913 victories as the Blue Jays manager (913-851 overall).

TONY FERNANDEZ is the franchise leader in games (1,450), hits (1,583), triples (72), 3rd in doubles (291), 3rd in average (.297), 4th in runs (704), total bases (2,198), walks (439) and stolen bases (172). **FERNANDEZ** had four separate stints with the Blue Jays resulting in 12 seasons and was a member of the 1993 World Series Champions where he led the team with nine RBI and batted .333 in the six WS games. **FERNANDEZ** was selected to play on five All-Star Teams, including four with Toronto, and won four straight AL Gold Glove Awards at shortstop from 1986-1989 with the Blue Jays. **FERNANDEZ** is 6th on the all-time hits list for a Dominican born player (2276 total). He was selected as the shortstop on the 25th season Blue Jays all-time roster and in 2001 set the Club single season pinch-hit records with 16 hits and 10 RBI.

PAT GILLICK, who was instrumental in building the organization from an expansion team in 1977 to World Series Champions in 1992 and 1993, was the sixth man to be honoured by the Toronto Blue Jays to the Level of Excellence. **GILLICK** began his exceptional career with the Blue Jays in 1976 as the Vice President of Player Personnel. Through his work during the early years with the organization, he developed what many referred to as the "blueprint for developing an expansion franchise." **GILLICK** was responsible for the development of players like Dave Stieb, Jesse Barfield and Jimmy Key through the draft and utilized the Major League Rule 5 draft to secure talents such as Willie Upshaw, George Bell, Jim Gott and Kelly Gruber. **GILLICK** was also known for completing shrewd trades to acquire the likes of Alfredo Griffin, Damaso Garcia and Fred McGriff and assembling talent like Tom Henke, Joe Carter, Roberto Alomar, Devon White, Dave Winfield, Jack Morris and Paul Molitor. During his tenure, the Blue Jays produced 11 consecutive winning seasons from 1983 to 1993 and in that span, the Toronto Blue Jays brought five American League East Division titles to Toronto, two American League Championships and World Series victories in 1992 and 1993. **On December 6, 2010, GILLICK was inducted into the National Baseball Hall of Fame.**

TOM CHEEK passed away on October 9, 2005 after a lengthy and brave battle with brain cancer. Cheek stood as the radio voice of the Blue Jays and, as one fan wrote, the "soundtrack of summer in Toronto" since the Club's inception through 2004. He broadcast 4,306 consecutive regular season games (and an additional 41 postseason contests) from 1977 through the midway point of the 2004 season when he was called away from the booth first by the sudden and ultimately passing of his father and later by his own personal health problems. The banner in the Level of Excellence bearing his name, first unveiled in formal ceremonies held on August 29, 2004, is adorned with the number 4, 306. That pays tribute to his longevity as the iron-man of baseball broadcasting. A veteran of the radio industry, Cheek first joined the Blue Jays prior to the Club's inaugural season after spending three seasons working on Montreal Expos broadcasts. He's been calling the balls, strikes and home runs ever since, starting with Doug Ault's big blasts on Opening Day in 1977. His call of Joe Carter's dramatic home run to win the 1993 World Series-"Touch 'em all Joe. "You'll never hit a bigger home run in your life"- stands as one of the most memorable and famous moments in Canadian sports broadcasting history. In 2004, Cheek was included among the ten finalists for the National Baseball Hall of Fame's prestigious Ford C. Frick Award, recognizing broadcasting excellence. He was one of three finalists voted on to the ballot through online voting by fans conducted by the Cooperstown-based museum. In 2005, Cheek was once again named as one of ten finalists for this prestigious award.

ROBERTO ALOMAR was acquired by Toronto along with OF Joe Carter in exchange for SS Tony Fernandez & 1B Fred McGriff from the San Diego Padres on December 5, 1990. Played five seasons in Toronto from 1990-1995, batted .307 with 55 home runs, 342 RBI & stole 206 bases. In his time with the Blue Jays won two World Series Championships ('92 & '93), named the ALCS MVP in '92 vs. Oakland, appeared in five all-star games ('91-'95), won five gold gloves ('91-'95) and awarded a Silver Slugger in 1992. The former second baseman appeared in 29 postseason games with the Blue Jays & batted .373 (44-118) with 18 runs, nine extra base hits, 18 RBI & 18 stolen bases. Ranks 2nd on the all-time Club stolen base list with 206. Among the all-time Blue Jays second baseman ranks 1st in runs (447), triples (35), RBI (338), batting average (.308), extra base hits (241) & stolen bases (206). In 17 major league seasons with San Diego, Toronto, Baltimore, Cleveland, New York Mets, Chicago White Sox & Arizona, batted .300 with 2724 hits, 210 home runs, 1134 RBI & 474 stolen bases. In 58 post season contests, batted .313 with four home runs and 33 RBI. **On January 5, 2011, ALOMAR was inducted into the National Baseball Hall of Fame and will be going in with a Toronto Blue Jays cap, the first player to do so in franchise history. ALOMAR was selected on 90 percent of the ballots.**

PAUL BEESTON a Welland, ON native, is one of the Toronto Blue Jays founding fathers. Was the first employee of the Toronto Blue Jays, joining the Club on May 10, 1976 only a month and a half after the granting of the Franchise. He became Vice-President of Business Operations in 1977, Executive Vice-President, Business in 1984, President and Chief Operating Officer in 1989 & Chief Executive Officer in 1991. His hard work and dedication have been recognized by many & in 1988, was named a Member of the Order of Canada. He was elected to the Board of Directors of the Baseball Hall of Fame in 1998 & then in 2002 was inducted into the Canadian Baseball Hall of Fame. From 1997 until 2002, Paul was President & COO of Major League Baseball in New York City. **BEESTON** then returned to Toronto in 2002 & serves on the board of a number of philanthropic endeavours. On October 14, was appointed CEO of the Toronto Blue Jays on an interim basis, responsible for the day-to-day operations of the baseball club & Rogers Centre. On October 27, 2009 had the interim tag lifted and was appointed CEO of the Toronto Blue Jays and Rogers Centre.

CANADIAN BASEBALL HALL OF FAME AND MUSEUM

P.O. Box 1838
386 Church St. S. (Museum)
140 Queen St. E. (Office)
St. Marys, ON N4X 1C2
Web site: www.baseballhalloffame.ca
E-mail: baseball@baseballhalloffame.ca
Phone: (519) 284-1838 **Fax:** (519) 284-1234

Hours: May (weekends only)
Sat: 10:30 am-4:00 pm
Sun: 12:00 pm-4:00 pm

June to October
Daily: 10:30 am-4:00 pm
Sun: 12:00 am-4:00 pm

President/CEO:
Tom Valcke

Director of Operations:
Scott Crawford

Board Chair
Margaret King

Museum opens for 2011, May 7

Toronto Blue Jays clinic in May

2011 Celebrity Ball Game
Thursday, June 16th

2011 Celebrity Golf Tournament
Friday, June 17th

2011 Hall of Fame Induction Ceremony
Saturday, June 18th

2011 Kids on Deck
Week-long children baseball camps, July

Toronto Blue Jays' Hall-of-Famers
Ron Taylor ('85)
Bobby Prentice ('86)
Pat Gillick ('97)
Bobby Mattick ('99)
Jim Fanning ('00)
Dave McKay ('01)
Paul Beeston ('02), Cito Gaston ('02) & Don McDougall ('02)
Joe Carter ('03)
N.E. (Peter) Hardy ('04)
Dave Stieb ('05)
Tony Fernandez ('08) & Peter Widdrington ('08)
Ernie Whitt ('09)
Roberto Alomar ('10) & Paul Quantrill ('10)
Tom Henke ('11)

Notable Blue Jays Artifacts at the Hall:
Joe Carter's helmet from 1993 WS homerun
SkyDome's homeplate from 1993 WS
1992 & 1993 World Series Rings
1993 World Series MVP trophy from Paul Molitor
Roger Clemens Jersey
Pitching rubber and seats from Exhibition Stadium
Tom Cheek microphone
Photo from 1st pitch in Blue Jays history, 1977
Dave Stieb's Jersey and spikes
Dave McKay's glove
Matt Stairs game used bat from 2007
Scott Richmond signed hat from 2009
Shawn Hill's shoes from 2010
Several items from the Labatt's Blue Jays archives
Paul Quantrill game used glove and jersey

TORONTO CHAPTER BBWAA AWARD WINNERS

Each year, the members of the Toronto chapter of the BBWAA select the Blue Jays top player, pitcher and rookie as well as the team's most improved player. The player of the year receives the Neil MacCarl Award, named for the longtime baseball writer from the Toronto Star... The John Cerutti Award is given annually, as voted by the Toronto Chapter of the BBWAA, to a person associated with the day-to-day workings of Blue Jays' baseball who displays goodwill, cooperation and character, as exemplified by the late John Cerutti.

YEAR	PLAYER OF THE YEAR	PITCHER OF THE YEAR	ROOKIE OF THE YEAR	GOOD GUY AWARD	MOST IMPROVED
1977	Bob Bailor	Dave Lemanczyk	Bob Bailor	Roy Hartsfield	—
1978	Bob Bailor	Jim Clancy Victor Cruz	Victor Cruz	Mike Cannon	Alan Ashby
1979	Alfredo Griffin	Tom Underwood	Alfredo Griffin	John Silverman	Rick Cerone
1980	John Mayberry	Jim Clancy	Damaso Garcia	Howard Starkman	Al Woods
1981	Dave Stieb	Dave Stieb	—	Bob Mattick	Joey McLaughlin
1982	Damaso Garcia	Dave Stieb	Jesse Barfield	Buck Martinez	Jim Clancy
1983	Lloyd Moseby	Dave Stieb	Jim Acker	Ernie Whitt	Lloyd Moseby
1984	Dave Collins	Doyle Alexander	Tony Fernandez	Dave Collins	Dave Collins
1985	Jesse Barfield	Dennis Lamp	—	Rance Mulliniks	Dennis Lamp
1986	Jesse Barfield	Mark Eichhorn	Mark Eichhorn	Garth Iorg	Rick Leach
1987	George Bell	Jimmy Key	Jeff Musselman	Garth Iorg	Lloyd Moseby
1988	Fred McGriff	Dave Stieb	Pat Borders	John Cerutti	Kelly Gruber
1989	George Bell	Tom Henke	Junior Felix	Kelly Gruber	Todd Stottlemyre
1990	Kelly Gruber	Dave Steib	John Olerud	Jeff Ross Tommy Craig	Pat Borders
1991	Roberto Alomar	Duane Ward	Juan Guzman	Joe Carter	Devon White
1992	Roberto Alomar	Jack Morris	Jeff Kent	John Brioux	Pat Borders
1993	Paul Molitor	Duane Ward	Randy Knorr	Bob Bailor	John Olerud
1994	Joe Carter	Pat Hentgen	Darren Hall	Rich Hacker	Randy Knorr
1995	Roberto Alomar	Al Leiter	Shawn Green	Galen Cisco Larry Hisle	Ed Sprague
1996	Ed Sprague	Pat Hentgen	Paul Spoljaric	Howard Starkman	Juan Guzman
1997	Carlos Delgado	Roger Clemens	Jose Cruz Jr.	Brent Andrews	Paul Quantrill
1998	Carlos Delgado	Roger Clemens	Kevin Brown	Dan Plesac	Shawn Green
1999	Shawn Green	Billy Koch	Billy Koch	Pat Hentgen	Homer Bush
2000	Carlos Delgado	David Wells	—	Andy Stewart	Brad Fullmer
2001	Jose Cruz Jr.	Paul Quantrill	Bob File	Gord Ash	Roy Halladay
2002	Vernon Wells	Roy Halladay	Eric Hinske	Darrin Fletcher	Chris Woodward
2003	Carlos Delgado	Roy Halladay	Aquilino Lopez	Vernon Wells	Orlando Hudson
2004	Carlos Delgado	Ted Lilly	Alex Rios	John Cerutti	Gregg Zaun
				JOHN CERUTTI AWARD	
2005	Vernon Wells	Roy Halladay	Russ Adams	Shirley Cheek	Josh Towers
2006	Vernon Wells	Roy Halladay	Casey Janssen	Larry Millson	Alex Rios
2007	Alex Rios	Roy Halladay	Jesse Litsch	John McDonald	Dustin McGowan
2008	Vernon Wells	Roy Halladay	Jesse Carlson	Paul Godfrey	Adam Lind
2009	Aaron Hill	Roy Halladay	Ricky Romero	Aaron Hill	Adam Lind
2010	Jose Bautista	Ricky Romero	—	Jose Bautista	Jose Bautista

BASEBALL WRITERS ASSOCIATION OF AMERICA AWARDS

Most Valuable Player (AL)

1987 — George Bell

Rookie Of The Year (AL)

1979 — Alfredo Griffin
2002 — Eric Hinske

Cy Young Award (AL)

1996 — Pat Hentgen
1997 — Roger Clemens
1998 — Roger Clemens
2003 — Roy Halladay

Manager Of The Year (AL)

1985 — Bobby Cox

MLB-HANK AARON AWARD

2000 — Carlos Delgado
2010 — Jose Bautista

BOBBY MATTICK AND AL LAMACCHIA AWARDS

In 1996 the Blue Jays organization established two awards: the **Bobby Mattick Player Development Award** and the **Al LaMacchia Scouting Award**. The awards were created to acknowledge the dedication, success and work ethics of Blue Jays baseball operations personnel, attributes so aptly displayed by the awards' namesakes.The Bobby Mattick Award was named after the longtime baseball executive who had spent 25 years of his career with the Blue Jays. The late Bobby Mattick was responsible for the development of many of the young players who have gone through the Blue Jays system. As well as being Director of Player Development for many years he also managed the Major League Blue Jays for two seasons in 1980 and 1981.The Al LaMacchia Award was named after the veteran scout who spent 20 seasons with the Blue Jays. The late Al LaMacchia's scouting talents have been deeply etched in the Blue Jays short history.

	BOBBY MATTICK AWARD	AL LAMACCHIA AWARD
1996	Rockett Wheeler	Duane Larson
1997	Omar Malave	Jim Hughes
1998	Rolando Pino	Tom Hinkle
1999	Bruce Walton	Ellis Dungan
2000	Marty Pevey	Tim Wilken
2001	Dan Rajkowski	David Blume
2002	Dane Johnson	Charles Aliano
2003	Mike Basso	Ty Nichols
2004	Ken Joyce	Andy Beene
2005	Rick Langford	Demerius Pittman
2006	Dennis Holmberg	Tom Burns
2007	Gary Cathcart	Marc Tramuta
2008	Clayton McCullough	Aaron Jersild
2009	Charlie Wilson	Matt Briggs
2010	Dane Johnson	Tim Rooney

R. HOWARD WEBSTER AWARDS

In 1982 the Blue Jays established a set of awards to be bestowed annually upon the 'Most Valuable Player' on each Blue Jay farm club. The awards are named in honor of R. HOWARD WEBSTER, who was the first Chairman of the Board for the Toronto Blue Jays.

Year	AAA Syracuse	AA Knoxville	A Kinston	A Florence	A	Rookie Medicine Hat	Rookie Bradenton
1982	T. Fernandez	T. Thompson	D. Shipanoff	K. Kinnard		C. Johnston	E. Bolivar
1983	T. Fernandez	D. Shipanoff	J. Escobar	C. Fielder		R. Robbbins	S. Escobar
1984	F. Manrique	M. Sharpeson	L. Aquino	P. Borders		R. Ducey	S. Garcia
1985	R. Leach	S. Davis	E. Yelding	S. Campusano		G. Berroa	D. Martinez
			Ventura		**St. Catharines**		
1986	M. Sharpeson	G. Hill	G. Myers	P. Munoz	W. Blair	M. Whiten	
			Dunedin	**Myrtle Beach**			
1987	T. Stottlemyre	G. Berroa	S. Cummings	D. Linton	D. Bell	A. Dziadkoweic	
1988	A. Infante	A. Sanchez	P. Munoz	L. Sojo	W. Williams	E. Mendez	W. Rojas
1989	G. Hill	D. Bell	N. Cromwell	R. Gianelli	G. O'Halloran	S. Holtzclaw	
1990	M. Whiten	T. Quinlan	J. Kent	M. Ogliaruso	C. Delgado	B. Bowers	
							Gulf Coast
1991	D. Bell	J. Kent	N. Wilson	H. Battle	R. Butler	F. Crespo	C. Stynes
1992	B. Davis	J. De La Rosa	C. Delgado	A. Gonzalez	T. Crabtree	J. Hererra	T. Brito
				Hagerstown			
1993	R. Perez	C. Delgado	C. Weinke	D.J. Boston	A. Beltran	L. De La Cruz	A. Hightowerr
1994	S. Green	C. Stynes	K. Harmes	D. Sinnes	J. Ladd	J. Mosquera	K. Escobar
1995	R. Perez	S. Stewart	J. Patzke	J. Ladd	J. Young	M. Peeples	M. Whitlock
1996	S. Stewart	R. Jones	R. Halladay	M. Whitlock	W. Skett	R. Stromsberg	
1997	R. Butler	K Witt	W. Skett	L. Lopez	S. Langaigne	G. Morrison	
1998	P. Lennon	L. Lopez	B. Abernathy	J. Sneed	J. Kingery	J. Gibbons	
1999	L. Lopez	T. Giles	C. Izturis	J. Nunez	B. Jackson	G. Chacin	
		Tennessee			**Queens**		
2000	C. Mottola	J. Gibbons	J. Lawrence	R. Johnson	M. Malpica	J. Johnson	
				Charleston	**Auburn**		
2001	L. Lopez	J. Phelps	R. Thompson	A. McCullock	M. Mayorson	N. Tempesta	
2002	G. Burnham	V. Chulk	D. Rich	M. Snyder	J. Owens	J. DeJong	
		New Haven				**Pulaski**	
2003	S. Pond	A. Rios	J. Harper	R. Medina	V. Chiaravalloti	R. Diaz	
		New Hampshire					
2004	G. Williams	A. Hill	I. Ramirez	C. Johnston	A. Lind	Y. Rodriguez	
				Lansing			
2005	J. Griffin	J. Banks	A. Lind	C. Snavely	R. Patterson	J. Butler	
2006	K. Barker	A. Lind	R. Pattterson	C. Cheng	J. Campbell	T. Snider	
2007	J. Banks	D. Smith	J. Kreuzer	T. Snider	B. Cecil	**(Ended)**	J. Chavez
2008	D. Purcey	S. Campbell	B. Dopriak	M. Rzepczynski	R. Bell	--	B. Fuenmayer
	Las Vegas					--	
2009	R. Ruiz	B. Dopirak	M. Sierra	J. Chavez	S. Ochinko	--	C. Perez
2010	J. Arencibia	E. Thames	M. McDade	S. Ochinko	C. Perez	--	J. Marisnick

THE SPORTING NEWS AWARDS

PITCHER OF THE YEAR (AL)

1982 — Dave Stieb
1987 — Jimmy Key
1996 — Pat Hentgen
1997 — Roger Clemens
1998 — Roger Clemens
2003 — Roy Halladay

ROOKIE PITCHER OF THE YEAR (AL)

1986 — Mark Eichhorn
1991 — Juan Guzman

SILVER SLUGGER (AL)

1982 — Damaso Garcia, 2B
1983 — Lloyd Moseby, OF
1985 — George Bell, OF
1986 — George Bell, OF
1986 — Jesse Barfield, OF
1987 — George Bell, OF
1989 — Fred McGriff, 1B
1990 — Kelly Gruber, 3B
1991 — Joe Carter, OF
1992 — Roberto Alomar, 2B
1992 — Joe Carter, OF
1992 — Dave Winfield, DH
1993 — Paul Molitor, DH
1998 — Jose Canseco, DH
1999 — Shawn Green, OF
Carlos Delgado, 1B
2000 — Carlos Delgado, 1B
2003 — Carlos Delgado, IB
Vernon Wells, OF
2009 — Aaron Hill, 2B
Adam Lind, DH
2010 — Jose Bautista, OF

MANAGER OF THE YEAR (ML)

1985 — Bobby Cox

MLB PLAYER OF THE YEAR

1987 — George Bell
2000 — Carlos Delgado

AL PLAYER OF THE YEAR

1987 — George Bell

AL COMEBACK PLAYER

2009 — Aaron Hill

SPORTSMEN OF THE YEAR

1993 — Pat Gillick/Cito Gaston

EDGAR MARTINEZ DH AWARD

2009 — Adam Lind

ALL-STAR TEAM (AL)

1982 — Damaso Garcia, 2B
1982 — Dave Stieb, P
1983 — Lloyd Moseby, OF
1985 — Damaso Garcia, 2B
1986 — Tony Fernandez, SS
1986 — George Bell, OF
1987 — George Bell, OF
1987 — Jimmy Key, LHP
1988 — Ernie Whitt, C
1989 — Fred McGriff, 1B
1990 — Kelly Gruber, 3B
1991 — Joe Carter, OF
1992 — Roberto Alomar, 2B
1992 — Joe Carter, OF
1992 — Dave Winfield, DH
1993 — Paul Molitor, DH
1996 — Pat Hentgen, RHP
1997 — Roger Clemens, RHP
1998 — Roger Clemens, RHP
1999 — Shawn Green, OF
2000 — Carlos Delgado, 1B
2000 — David Wells, LHP
2003 — Carlos Delgado, 1B
2009 — Aaron Hill, 2B
2010 — Jose Bautista, 3B

BASEBALL MAN OF THE YEAR IN CANADA

(Toronto—Montreal BBWAA)

Peter Bavasi, 1977
Pat Gillick, 1983
Jesse Barfield, 1986
Cito Gaston, 1989
Pat Gillick, 1991
Paul Beeston, 1993

AMERICAN LEAGUE ALL-STAR TEAM (UPI)

1982 — Damaso Garcia, 2B
1983 — Lloyd Moseby, OF
1986 — Jesse Barfield, OF
1986 — Tony Fernandez, SS
1987 — George Bell, OF
1987 — Jimmy Key, LHP
1987 — Tom Henke, RP
1989 — Fred McGriff, 1B
1990 — Kelly Gruber, 3B
1991 — Joe Carter, OF
1992 — Roberto Alomar, 2B
1992 — Joe Carter, OF
1992 — Dave Winfield, DH
1993 — Roberto Alomar, 2B
1993 — Duane Ward, RHP
1996 — Pat Hentgen, RHP

MAJOR LEAGUE ALL-STAR TEAM (AP)

1982 — Damaso Garcia, 2B
1986 — Tony Fernandez, SS
1986 — Jesse Barfield, RF
1987 — George Bell, OF
1987 — Jimmy Key, LHP
1992 — Roberto Alomar, 2B
1992 — Dave Winfield, DH
1993 — Roberto Alomar, 2B
1993 — Paul Molitor, DH
1998 — Roger Clemens, RHP

AMERICAN LEAGUE EXECUTIVE OF THE YEAR (UPI)

1985 — Pat Gillick
1992 — Pat Gillick
1993 — Pat Gillick

AMERICAN LEAGUE MANAGER OF THE YEAR (UPI)

1985 — Bobby Cox
1993 — Cito Gaston

LELAND S. MACPHAIL JR. AWARD (MVP OF ALCS)

1992 — Roberto Alomar
1993 — Dave Stewart

WORLD SERIES MOST VALUABLE PLAYER

1992—Pat Borders 1993—Paul Molitor

TORONTO BLUE JAYS ALL-STAR GAME SELECTIONS

ALL-STAR PLAYERS

YEAR	PLAYER	PERFORMANCE	VOTES
1977	Ron Fairly-PH	0-1	
1978	Roy Howell-PH	0-1	
1979	Dave Lemanczyk-P	DID NOT PLAY	
1980	Dave Stieb-P	1.0 IP, H, BB	
1981	Dave Stieb-P	1.2 IP, H, BB, K	
1982	Jim Clancy-P	1.0 IP	
1983	**Dave Stieb-P**	3.0 IP, H, BB, 4K	--
1984	**Dave Stieb-P**	2.0 IP, 2H, ER, 2K	--
	Damaso Garcia-2B	0-1	
	Alfredo Griffin-SS	--	
1985	Dave Stieb-P	1.0 IP, BB, K	
	Jimmy Key-P	0.1 IP	
	Damaso Garcia-2B	1-2	
	Ernie Whitt-C	--	
1986	Jesse Barfield-PH/LF	0-3	
	Lloyd Moseby-LF	0-0	
	Tony Fernandez-PR/SS	0-0	
1987	**George Bell-LF**	0-3	1,144,575
	Tony Fernandez-SS	0-2	
	Tom Henke-P	2.2 IP, 2H	
1988	Dave Stieb-P	1.0 IP, H	
1989	Kelly Gruber-3B	DID NOT PLAY	
	Tony Fernandez-PR/SS	0-1	
1990	George Bell-PH/LF	0-2	
	Kelly Gruber-PR/3B	0-1, 2 SB	
	Dave Stieb-P	2.0 IP, BB, K	
1991	**Roberto Alomar-2B**	0-4	1,868,247
	Joe Carter-PH/LF	1-1, BB, R	
	Jimmy Key-P	**Won** (1.0 IP, H, K)	
1992	**Roberto Alomar-2B**	1-3, R, 2 SB	1,868,247
	Joe Carter-RF	2-3, RBI (Replaced J. Canseco)	--
	Juan Guzman-P	1.0 IP, 2H, BB, 2K	
1993	**Roberto Alomar-2B**	1-3, HR, RBI	1,852,280
	Joe Carter-RF	1-3, K	1,407,179
	Pat Hentgen-P	DID NOT PLAY	
	Paul Molitor-DH	0-1, BB	
	John Olerud-1B	0-2	1,285,280
	Duane Ward-P	SV, 1.0 IP, 2K	
	Devon White-CF	1-2, 2B, RBI, R, SB	
1994	**Roberto Alomar-2B**	1-3, R	3,675,730
	Joe Carter-LF	0-3, R	3,683,682
	Pat Hentgen-P	1.0 IP, H	
	Paul Molitor-PH	0-1	
1995	Roberto Alomar-2B	0-1, SB	
1996	Joe Carter-CF	1-1	
1997	Roger Clemens-P	1.0 IP, H	
	Pat Hentgen-P	1.0 IP	
1998	Roger Clemens-P	1.0 IP, 2H, 2R, 2ER, BB, K	
1999	Tony Fernandez-3B	0-1	
	Shawn Green-RF	1-2	
2000	Carlos Delgado-1B	1-1, 2B	
	Tony Batista-3B	0-1, K	
	David Wells-P	2.0 IP, 2H, 2K	--
2001	Paul Quantrill-P	0.1 IP, 2H, ER	
2002	Roy Halladay-P	1.0 IP, 3H, 3ER, K	
2003	**Carlos Delgado-IB**	1-3, RBI, K	862,610
	Vernon Wells PR-CF	1-2, 2B, RBI, R	
	Roy Halladay-P	DID NOT PLAY	
2004	Ted Lilly-P	1.0 IP, 2H, K	
2005	Roy Halladay-P	DID NOT PLAY (Injury)	
	Shea Hillenbrand-3B	--	
2006	Roy Halladay-P	2.0 IP, 3H, ER, K	
	B.J. Ryan-P	**Won** (1.0 IP, K)	
	Troy Glaus-3B	1-2, 2B, R	
	Vernon Wells-CF	1-2 (Replaced M. Ramirez)	--
	Alex Rios-OF	DID NOT PLAY (Injury)	
2007	Alex Rios-RF	--	
2008	Roy Halladay-P	1.0 IP, H, K	
2009	**Roy Halladay-P**	2.0, 4H, 2ER	--
	Aaron Hill-2B	0-3 (Replaced D. Pedroia)	--
2010	Jose Bautista-PR/RF	0-1	
	John Buck-C	1-2, 2B	
	Vernon Wells-LF	0-1	

NOTE: Bold indicates this player was as a starter

ALL-STAR MANAGERS, COACHES, AND TRAINERS

1979	Roy Hartsfield, Coach
1980	Ken Carson, Trainer
1985	Bobby Cox, Coach
1991	Cito Gaston, Coach
1991	Tommy Craig, Trainer
1993	Cito Gaston, Manager
1993	Gene Tenace, Coach
1993	John Sullivan, Coach
1993	Galen Cisco, Coach
1994	Cito Gaston, Manager
1994	Galen Cisco, Coach
1994	Bob Bailor, Coach
1994	Gene Tenace, Coach
2004	Carlos Tosca, Coach
2006	John Gibbons, Coach

RAWLINGS GOLD GLOVE

Since 1957, the Rawlings Gold Glove Award has been presented annually to 18 of baseball's best fielders- one from each position in both the National and American Leagues. The winners are selected by Major League coaches and managers. Below are listed the Toronto Blue Jays players that have won Gold Gloves.

PLAYER	POSITION	YEAR
Tony Fernandez	SS	1986
Jesse Barfield	OF	1986
Tony Fernandez	SS	1987
Jesse Barfield	OF	1987
Tony Fernandez	SS	1988
Tony Fernandez	SS	1989
Kelly Gruber	3B	1990
Devon White	OF	1991
Roberto Alomar	2B	1991
Devon White	OF	1992
Roberto Alomar	2B	1992
Devon White	OF	1993
Roberto Alomar	2B	1993
Devon White	OF	1994
Roberto Alomar	2B	1994
Roberto Alomar	2B	1995
Devon White	OF	1995
Shawn Green	OF	1999
Vernon Wells	OF	2004
Orlando Hudson	2B	2005
Vernon Wells	OF	2005
Vernon Wells	OF	2006

AMERICAN LEAGUE PLAYER OF THE WEEK

1979
- Otto Velez, July 23-29 (.500, 9 RBI, 5 R, 1.050 SLG)

1980
- Dave Stieb, Apr. 21-27 (2 CG, 0.50 ERA)

1982
- Jim Clancy, June 14-20 (1-0, 19.0 IP, 1 ER)
- Jim Clancy, Sept. 27-Oct. 3 (2 wins including 1-hitter vs Twins, Sept. 28)

1983
- Luis Leal, May 9-15 (2-0, 0.64 ERA)
- Dave Stieb, May 16-22 (2-0, 0.50 ERA)
- Lloyd Moseby, May 23-29 (.556, 3 HR, 2 2B)
- Cliff Johnson, June 20-26 (.500, 2 2B, HR in consecutive at-bats)
- Jesse Barfield, Aug. 29-Sept. 4 (.424, 7 HR, 39 TB)

1985
- Willie Upshaw, Apr. 21-28 (.409, 3 HR, 2 2B, 20 TB, .909 SLG)
- Lloyd Moseby, Sept. 2-8 (.435, 5 HR, 1.174 SLG)

1986
- Lloyd Moseby, Aug. 18-24 (.435, 3 HR, 8 RBI, .870 SLG)
- George Bell, Sept. 1-7 (.433, 3 HR, 10 RBI, 9 R)

1987
- Jim Clancy, May 19-24 (2 CG, 1 ShO, 0.50 ERA, 18.0 IP, 18 K)
- George Bell, June 8-14 (.407, 5 HR, 15 RBI, 1.037 SLG)
- George Bell, July 27-Aug. 3 (.500, 3 HR, 7 RBI)

1988
- George Bell, Apr. 4-10 (.455, 4 HR, 7 XBH, 1.136 SLG)
- George Bell, Aug. 29-Sept. 4 (.379, 3 HR, 12 RBI)

1989
- Nelson Liriano, May 15-21 (.600, 3 2B, 23 TB, 7 RBI)
- Junior Felix, May 29-June 4 (.435, 2 HR, 11 RBI, 6 R)
- George Bell, Aug. 14-20 (.467, 3 HR, 3 2B, 12 RBI)
- Lloyd Moseby, Sept. 4-10 (.440, 7 R, 3 2B, 4 SB, .548 OBP)

1990
- Kelly Gruber, Apr. 23-29 (.414, 4 HR, 9 RBI, 5 R, .897 SLG)
- George Bell, June 4-10 (.464, 3 HR, 11 RBI, 2 2B, 7R)
- George Bell, June 18-24 (.500, 5 HR, 11 RBI, 9 R)
- Dave Stieb, Aug. 27-Sept. 2 (pitched no-hitter at Cleveland Sept. 2)
- Kelly Gruber, Sept. 9-16 (.464, 2 HR, 3 2B, 14 RBI)

1991
- Joe Carter, June 17-23 (5 HR, 7 RBI, 7 R, 26 TB)

1992
- Robert Alomar, Apr. 20-26 (.600, 15 H, 9 RBI, 7 consecutive hits)
- Joe Carter, Aug. 10-16 (.407, 11 H, 3 HR, 4 2B, 24 TB)

1993
- John Olerud, June 1-6 (.445, 5 HR, 11 RBI, 29 TB)

1994
- Joe Carter, Apr. 4-10 (.333, 4 HR, 12 RBI, 7 R)
- Joe Carter, Apr. 18-24 (9 H, 4 HR, 4 2B, 12 RBI)
- Pat Hentgen, May 1-7 (2-0, 0.51 ERA, 17.2 IP, 8 H, 23 K)
- Paul Molitor, July 12-18 (.500 BA, 13 H, 4 HR, 10 RBI, 10 R)

1995
- John Olerud, July 12-16 (.500, 4 R, 2 2B, 18 TB, .588 OBP, 1.286 SLG)

1997
- Roger Clemens, May 6-11 (2-0, 2.81 ERA, 2 GS, 16.0 IP, 24 K)

1998
- Carlos Delgado, June 1-7 (.407, 4 HR, 9 RBI)
- Carlos Delgado, Aug. 17-23 (.370, 4 HR, 10 RBI)
- Roger Clemens, Aug. 24-30 (2-0, 0.00 ERA, 18.0 IP, 5 H, 25 K, 2 CG-SHO)

1999
- Shannon Stewart, Apr. 26-May 2 (.471, 16 H, 5 R, 3 2B, 5 RBI)
- Tony Fernandez, June 14-20 (.411, 10 H, 15 TB, 2 2B, .789 SLG)
- Homer Bush, Sept. 30-Oct. 3 (.452, 14 H, 6 R, 2 2B, 2 RBI)

2000
- Carlos Delgado, Apr. 17-23 (.480, 12 H, 4 HR, 8 RBI, 11 R, 1.080 SLG)
- Jose Cruz, May 1-7 (.387, 4 HR, 9 RBI, 3 2B, 9 R, 5 BB)
- Carlos Delgado, June 5-11 (.556, 10 H, 4 HR, 13 RBI, 25 TB, 9 BB, 1.389 SLG)

2001
- Carlos Delgado, Apr. 1-8 (.348, 5 HR, 11 RBI, 1.043 SLG, 8 BB, 8 R, 24 TB).
- Raul Mondesi, Apr. 30-May 6 (.464, 13 H, 4 HR, 11 RBI, 1.071 SLG, 5 2B, 8 R, 30 TB).
- Kelvim Escobar, Aug. 20-26 (2-0, 1.04 ERA, 17.1 IP, 10 H, 3 BB, 15 K, 1 CG).
- Jose Cruz Jr., Oct. 1-7 (.423, 4 HR, 11 RBI, 7 R, 2 2B, 4 SB).

2002
- Carlos Delgado, Sept. 23-29 (.450, 4 HR, 11 RBI, 1.150 SLG)

2003
- Vernon Wells, June 15-22 (.476, 10 H, 5 HR, 10 RBI, 9 R, 1.286 SLG)
- Roy Halladay, Sept. 1-7 (2-0, 0.46 ERA, 19.0 IP, 7 H, 15 K, 10.0 inning shutout vs. DET on Sept. 6)
- Carlos Delgado, Sept. 22-28 (.318, 6 HR, 11 RBI, 26 TB, 1.182 SLG, 4 HR game vs. TB on Sept. 25)

2004
- Carlos Delgado, Aug. 30-Sept. 5 (.381, 3 HR, 7 RBI, 6 R)

2005
- Frank Catalanotto, July 18-24 (.565, 1 HR, 9 RBI, 5 multi-hit games)
- Frank Catalanotto, Sept. 26 - Oct. 2 (.500, 15 H, 15 RBI, 29 TB)

2006
- Roy Halladay, May 7-14 (2-0, 2 CG, 1.00 ERA, 9 K)
- Vernon Wells, July 16-23 (.448, 3 2B, 4 HR, 10 RBI, .966 SLG)
- Lyle Overbay, June 27-July 2 (.423, 4 HR, 9 RBI, 1.077 SLG)

2007
- Troy Glaus, May 1-7 (.400, 4 HR, 7 RBI, 8 R)

2008
- Alex Rios, Sept. 1-7 (.414, 3 HR, 966 SLG)

2009
- Roy Halladay, May 11-17 (2-0, 1.13, CG, 2 ER, 16.0 IP, 13 K)
- Lyle Overbay, June 1-7 (.533, 4 2B, 2 HR, 8 RBI)
- Adam Lind, Aug. 31-Sept. 6 (.321, 4 2B, 3 HR, 12 RBI)

2010
- Jose Bautista, May 10-16 (.444, 4 HR, 8 RBI, 5 BB)
- Jose Bautista, July 26-Aug. 1 (.545, 3 2B, 5 HR, 13 RBI, 8 R)
- Jose Bautista, Aug. 23-29 (.500, 3 2B, 4 HR, 7 RBI, 9 BB)
- Edwin Encarnacion, Sept. 27-Oct. 3 (.400, 5 HR, 11 RBI, 6 R)

AMERICAN LEAGUE PLAYER OF THE MONTH

1977
- Otto Velez, April (5 HR, 11 RBI, 11 R, .865 SLG, .422 BA)

1979
- Alred Griffin, September (.407 BA, 4-3B, 62 TB)

1983
- Lloyd Moseby, August (.351 BA, 25 RBI, 15 XBH)

1989
- Fred McGriff, April (7 HR, 17 RBI, 28 H, 21 R)
- George Bell, August (22 game hit streak, .370 BA)

1990
- Kelly Gruber, September (.352 BA, 20 R, 30 RBI)

1991
- Joe Carter, June (11 HR, 36 H, .352 BA, 11-2B, 29 RBI, 21 R)

1992
- Roberto Alomar, April (.382 BA, 34 H, 19 R, 3 HR, 19 RBI, 8 SB, .439 OBA)

1993
- John Olerud, April (.450 BA, 36 H, .650 SLG, .527 OBP, 18 RBI, 15 R, 7-2B, 3 HR)
- Paul Molitor, May (.374 BA, 43 H, 5 HR, 22 RBI, 25 R)
- John Olerud, June (.427 BA, 41 H, 17-2B, 5 HR, 30 RBI, 17 R, 73 TB, .525 OBP)

1994
- Joe Carter, April (.312 BA, ML 31 RBI, 9 HR, 8-2B, 64 TB)

2010
- Jose Bautista, July (.418, 11 HR, 8 2B, 29 RBI, 12 BB, 75 TB, .765 SLG)
- Jose Bautista, August (.299, 12 HR, 24 RBI, 23 R, 23 BB, .742 SLG)

AMERICAN LEAGUE ROOKIE OF THE MONTH

2002
- Eric Hinske, June (.338 BA, 27 H, 7-2B, 6 HR, 15 RBI, 19 R)
- Josh Phelps, August (.310 BA, 31 H, 5-2B, 7 HR, 30 RBI, 18 R)
- Josh Phelps, September (.338 BA, 26 H, 10-2B, 6 HR, 19 RBI, 15 R)

2003
- Reed Johnson, September (.363 BA, 33 H, 5-2B, 3 HR, 16 RBI, 18 R)

2005
- Gustavo Chacin, April (4-1, 2.41 ERA in 6 GS)
- Gustavo Chacin, July (5-0, 2.97 ERA in 6 GS)

2009
- Scott Richmond, April (3-0, 2.70 ERA in 4 GS)

AMERICAN LEAGUE PITCHER OF THE MONTH

1980
- Dave Stieb, April (3-0, 15 K, 1 ShO, 1.09 ERA)

1983
- Dave Stieb, May (5 W, 2 ShO, 43 K)

1984
- Doyle Alexander, September (2.23 ERA, 5-1, 6 CG)

1985
- Dave Stieb, May (4-1, 34 K, 1.69 ERA)

1987
- Jim Clancy, May (5-1, 1.71 ERA, 40 K in 47.1 IP)

1996
- Juan Guzman, April (3-1, 1.88 ERA, 39 K in 43.0 IP)
- Pat Hentgen, July (5-1, 2.72 ERA, 28 K in 46.1 IP)
- Pat Hentgen, August (5-1, 2.60 ERA, 33 K in 52.0 IP)

1997
- Roger Clemens, May (6-0, 1.96 ERA, 46.0 IP, 51 K)
- Roger Clemens, August (4-0, 2.47 ERA, 2 CG, 47.1 IP, 54 K)

1998
- Roger Clemens, August (4-0, 0.90 ERA, 3 CG, 50.0 IP, 68 K)

2003
- Roy Halladay, May (6-0, 3.22 ERA, CG, 44.2 IP, 35 K)
- Roy Halladay, September (5-1, 1.41 ERA, 5 CG, 51.0 IP, 42 K)

BASEBALL AMERICA

ALL-STAR TEAM (AL)

1983 — Dave Stieb, P
1983 — Lloyd Moseby, OF
1984 — Dave Stieb, P
1986 — Tony Fernandez, SS
1986 — Jesse Barfield, OF
1987 — George Bell, OF
1987 — Jimmy Key, SP
1987 — Tom Henke, RP
1989 — George Bell, OF
1989 — Dave Stieb, P
1990 — Kelly Gruber, 3B
1992 — Roberto Alomar, 2B
1992 — Dave Winfield, 2B
1993 — Roberto Alomar, 2B
1993 — John Olerud, 1B
1993 — Duane Ward, P
1996 — Pat Hentgen, P
1997 — Roger Clemens, P
1998 — Roger Clemens, P
2010 — Jose Bautista, OF

PLAYER OF THE YEAR (AL)

1987 — George Bell

MAJOR LEAGUE PITCHER OF THE YEAR

1998 — Roger Clemens

Latin American All-Star Team-TSN

1985 — Damaso Garcia, 2B
1985 — George Bell, OF

All-Rookie Team — Topps

1977 — Bob Bailor, SS; Doug Ault, 1B; Jerry Garvin, LHP
1978 — Rick Bosetti, OF
1979 — Alfredo Griffin, SS; Dan Ainge, 2B
1980 — Damaso Garcia, 2B
1987 — Jeff Musselman, LHP
1995 — Shawn Green, OF
1997 — Jose Cruz, Jr., OF
1999 — Billy Koch, RHP
2002 — Eric Hinske, 3B
2005 — Russ Adams, SS
2005 — Gustavo Chacin, LHP

All-Rookie Team — Baseball Digest

1977 — Bob Bailor, CF; Jerry Garvin, LHP
1978 — Rick Bosetti, CF
1979 — Alfredo Griffin, SS; Dan Ainge, 2B
1980 — Damaso Garcia, 2B

Rolaids Relief Awards

1985, April — Bill Caudill
1985 — Toronto Blue Jays
1987, July — Tom Henke
1987, August — Tom Henke
1989, July — Tom Henke
1993, April — Duane Ward
1993, August — Duane Ward
1999, July — Billy Koch
2002, September — Kelvim Escobar

PLAYER AND PITCHER OF THE MONTH

Each month throughout the season, the Toronto Chapter of the Baseball Writers Association of America votes for the player and pitcher based on their appraisal of that player's or pitcher's performance during that particular month.

Year	April	May	June	July	August	Sept./Oct.	Most Valuable Player
1977	Velez	Fairly	Fairly	Rader	Bailor	Bowling	Bailor
1978	Howell	Bosetti	Howell	Mayberry	Bailor	Bailor & Bosetti	Howell
1979	Mayberry	Griffin	Underwood	Velez	Griffin	Griffin	Griffin
1980	Stieb	Woods	Mayberry	Woods	Garcia	Mayberry	Mayberry
1981	Todd	Bonnell	—	—	Moseby	Stieb	Stieb
1982	Barfield	Bonnell	Upshaw	Garcia	Garcia	Clancy	Garcia
1983	Barfield	Upshaw	Johnson	Moseby	Moseby	Upshaw	Moseby & Upshaw
1984	Upshaw	Collins	Upshaw	Mulliniks	Bell	Collins	Bell
1985	Upshaw	Garcia	Bell	Mulliniks	Barfield	Moseby	Barfield
1986	Bell	Barfield	Fernandez	Bell	Moseby	Barfield	Bell
1987	Bell	Bell	Moseby	Fernandez	Bell	Moseby	Bell
1988	Gruber	McGriff	Gruber	McGriff	Whitt	Fernandez	McGriff
1989	McGriff	Liriano	Gruber	McGriff	Bell	Bell	Bell
1990	Gruber	Gruber	Bell	McGriff	McGriff	Gruber	Gruber
1991	Carter	Alomar	Carter	Alomar	White	Alomar	Alomar
1992	Alomar	Alomar	Carter	Maldonado	Winfield	White	Alomar
1993	Olerud	Molitor	Olerud	Olerud	Molitor/ Alomar	Alomar	Molitor
1994	Carter	Carter	Alomar	Molitor			Carter
1995		Alomar	Maldonado	Olerud	Molitor	Green	Alomar
1996	Carter	Olerud	Sprague	Carter	Brumfield	Sprague	Sprague
1997	Sprague	Carter	Merced	Green	Cruz Jr.	Stewart	Delgado
1998	Canseco	Delgado	Delgado	Stewart	Green	Fernandez	Delgado
1999	Green	Green	Fletcher	Green	Delgado	Bush	Green
2000	Fullmer	Delgado	Delgado	Delgado	Delgado	Fletcher	Delgado
2001	Delgado	Mondesi	Stewart	Cruz Jr.	Delgado	Cruz Jr.	Cruz Jr.
2002	Delgado	Wilson	Hinske	Wells	Phelps	Delgado	Wells
2003	Delgado	Wells	Delgado	Wells	Wells	Delgado	Delgado
2004	Delgado	Wells	Hudson	Phelps	Delgado	Delgado	Delgado
2005	Hillenbrand	Wells	Wells	Wells	Hudson	Catalanotto	Wells
2006	Wells	Glaus	Overbay	Wells	Overbay	Rios	Wells
2007	Hill	Rios	Thomas	Rios	Thomas	Hill	Rios
2008	Rios	Barajas	Rolen	Lind	Wells	Rios	Rios
2009	Hill	Scutaro	Lind	Scutaro	Lind	Lind	Lind
2010	Wells	Bautista	Lewis	Bautista	Bautista	Wells	Bautista

PITCHER OF THE MONTH

Year	April	May	June	July	August	Sept./Oct.	Most Valuable Pitcher
1983	Stieb	Stieb	Gott	Clancy	Stieb	Alexander	Stieb
1984	Stieb	Alexander	Stieb	Stieb	Stieb & Clancy	Alexander	Stieb
1985	Caudill	Stieb	Stieb	Stieb	Henke	Alexander	Stieb
1986	Alexander	Eichhorn	Key	Clancy	Eichhorn	Stieb	Key
1987	Key	Key	Clancy	Key	Cerutti	Flanagan	Key
1988	Cerutti	Stieb	Ward	Key	Clancy	Stieb	Stieb
1989	Key	Key	Cerutti	Henke	Stieb	Stieb	Stieb
1990	Ward	Stieb	Henke	Stieb	Key	Key	Stieb
1991	Key	Wells	Key	Henke	Candiotti	Guzman	Ward
1992	Guzman	Guzman	Guzman	Ward	Morris	Key	Morris
1993	Hentgen	Cox	Hentgen	Ward	Ward	Stewart	Ward
1994	Castillo	Hentgen	Hentgen	Castillo			Hentgen
1995		Cone	Leiter	Castillo	Leiter	Timlin	Leiter
1996	Guzman	Timlin	Guzman	Hentgen	Hentgen	Hentgen	Hentgen
1997	Clemens	Clemens	Clemens	Clemens	Clemens	Clemens	Clemens
1998	Williams	Williams	Clemens	Clemens	Clemens	Escobar	Clemens
1999	Wells	Halladay	Wells	Koch	Hentgen	Wells	Koch
2000	Wells	Wells	Wells	Koch	Wells	Loaiza	Wells
2001	Quantrill	Michalak	Koch	Escobar	Escobar	Halladay	Quantrill
2002	Halladay	Loaiza	Halladay	Carpenter	Politte	Escobar	Halladay
2003	Lidle	Halladay	Halladay	Halladay	Escobar	Halladay	Halladay
2004	Halladay	Frasor	Batista	Towers	Lilly	Bush	Lilly
2005	Halladay	Halladay	Halladay	Chacin	Towers	Towers	Halladay
2006	Halladay	Halladay	Ryan	Halladay	Ryan	Burnett	Halladay
2007	Halladay	Burnett	Marcum	McGowan	Halladay	McGowan	Halladay
2008	Carlson	Litsch	Halladay	Halladay	Halladay	Litsch	Halladay
2009	Downs	Halladay	Romero	League	Frasor	Halladay	Halladay
2010	Romero	Marcum	Morrow	Cecil	Morrow	Frasor	Romero

Most Valuable Pitcher: 1978 - Clancy & Underwood 1979 - Underwood 1980 - Clancy 1981 - Stieb 1982 - Stieb

BLUE JAYS & CY YOUNG VOTING

YEAR	WINNER	PTS	BLUE JAYS	RANK	PTS
1982	Pete Vuckovich	87	Dave Stieb	4th	36
1984	Willie Hernandez	88	Dave Stieb	8th	1
1985	Bret Saberhagen	127	Doyle Alexander	6th	5
			Dave Stieb	9th	2
1986	Roger Clemens	140	Mark Eichhorn	6th	2
1987	Roger Clemens	124	Jimmy Key	2nd	64
1990	Bob Welch	107	Dave Stieb	6th	2
1991	Roger Clemens	119	Duane Ward	10th	3
1992	Dennis Eckersley	107	Jack Morris	5th	10
1993	Jack McDowell	124	Duane Ward	5th	5
			Pat Hentgen	6th	3
			Juan Guzman	7th	1
1995	Randy Johnson	136	David Cone	4th	18
1996	**PAT HENTGEN**	**110**	**PAT HENTGEN**	**1st**	**110**
1997	**ROGER CLEMENS**	**134**	**ROGER CLEMENS**	**1st**	**134**
1998	**ROGER CLEMENS**	**140**	**ROGER CLEMENS**	**1st**	**140**
2000	Pedro Martinez	140	David Wells	3rd	46
2003	**ROY HALLADAY**	136	**ROY HALLADAY**	**1st**	**136**
2006	Johan Santana	140	Roy Halladay	3rd	48
2007	C.C Sabathia	119	Roy Halladay	5th	1
2008	Cliff Lee	132	Roy Halladay	2nd	71
2009	Zach Greinke	134	Roy Halladay	5th	11

BLUE JAYS AND THE AL MANAGER OF THE YEAR VOTING

YEAR	WINNER	PTS	1ST PLACE VOTES	BLUE JAYS	RANK	PTS	1ST PLACE VOTES
1984	Sparky Anderson-Det	96	13	Bobby Cox	4	9	0
1985	**BOBBY COX-TOR**	104	14	–	–	–	–
1989	Frank Robinson-Bal	125	23	Cito Gaston	2	62	3
1990	Jeff Torborg-CWS	128	23	Cito Gaston	5	6	0
1991	Tom Kelly-Min	138	27	Cito Gaston	3	17	0
1992	Tony LaRussa-Oak	132	25	Cito Gaston	4	13	1
1993	Gene Lamont-CWS	72	8	Cito Gaston	3	49	3
1998	Joe Torre-NYY	128	23	Tim Johnson	T6	4	0
2003	Tony Péna-KC	130	24	Carlos Tosca	7	3	0
2005	Ozzie Guillen-CWS	105	17	John Gibbons	7	1	0
2008	Joe Maddon-TB	138	27	Cito Gaston	6	2	0
2010	Ron Gardenhire-MIN	108	16	Cito Gaston	5	5	1

BLUE JAYS MANAGERS

	G	W	L	PCT	YEARS
Gaston, Cito	1764	913	851	.518	1989-97, 2008–2010
Cox, Bobby	647	355	292	.549	1982-85
Gibbons, John	610	305	305	.500	2004-2008
Williams, Jimy	522	281	241	.538	1986-89
Hartsfield, Roy	484	166	318	.343	1977-79
Tosca, Carlos	382	191	191	.500	2002-04
Fregosi, Jim	324	167	157	.515	1999-2000
Mattick, Bobby	268	104	164	.388	1980-81
Martinez, Buck	215	100	115	.465	2001-02
Johnson, Tim	162	88	74	.543	1998
Queen, Mel	5	4	1	.800	1997

Gene Tenace served as Interim Manager from Aug. 21-Sept. 26, 1991 (19-14) in the absence of Manager Cito Gaston (ruptured disk in lower back)

Gene Tenace served as Interim Manager from May 27-29, 1994 (2-1) in the absence of Manager Cito Gaston (suspension)

Brian Butterfield served as Interim Manager from July 10-11, 2009 (1-1) in the absence of Cito Gaston (family funeral)

Cookie Rojas served as Interim Manager from May 24-26, 2001 (1-2) in the absence of Manager Buck Martinez (family funeral)

John Gibbons served as Interim Manager from May 2-3, 2003 (2-0) in the absence of Manager Carlos Tosca (Daughter's graduation) and in the absence of Manager Carlos Tosca (suspension) on Sept. 5, 2003 (1-0)

Harry Warner served as Interim Manager from May 20-29, 1978 (3-9) in the absence of Manager Roy Hartsfield (Wife's illness)

Records are for regular season games only

ROOKIE-OF-THE-YEAR

18 Toronto Blue Jays have received votes in Rookie-of-the-Year balloting by the Baseball Writers Association of America.

YEAR	PLAYER	FINISHED	WINNER
1979	**Alfredo Griffin**	Tied 1st	John Castino
1980	Damaso Garcia	4th	Joe Charboneau
1981	George Bell	8th	Dave Righetti
1982	Jesse Barfield	8th	Cal Ripken
1985	Tom Henke	7th	Ozzie Guillen
1986	Mark Eichhorn	3rd	Jose Canseco
1987	Nelson Liriano	7th	Mark McGwire
1990	John Olerud	4th	Sandy Alomar
1991	Juan Guzman	2nd	Chuck Knoblauch
	Mike Timlin	6th	—
1994	Darren Hall	4th	Bob Hamelin
1995	Shawn Green	5th	Marty Cordova
1996	Tim Crabtree	Tied 7th	Derek Jeter
1997	Jose Cruz	2nd	Nomar Garciaparra
1999	Billy Koch	Tied 7th	Carlos Beltran
2002	**Eric Hinske**	1st	Eric Hinske
	Josh Phelps	6th	—
2005	Gustavo Chacin	5th	Huston Street

Kyle Drabek — Named the Eastern League Pitcher of the Year in 2010 as a member of the New Hampshire Fisher Cats (AA)

BLUE JAYS AND THE MVP VOTING

YEAR	WINNER	PTS	BLUE JAYS	RANK	PTS
1981	Rollie Fingers	319	Dave Stieb	T27	1
1982	Robin Yount	385	Damaso Garcia	T26	5
1983	Cal Ripken	322	Willie Upshaw	11	41.5
			Lloyd Moseby	14	21
1984	Willie Hernandez	306	Willie Upshaw	T16	8
			George Bell	T16	5
			Dave Stieb	T23	4
			Lloyd Moseby	T23	4
			Doyle Alexander	T27	1
1985	Don Mattingly	367	Jesse Barfield	7	88
			George Bell	8	84
			Tom Henke	20	5
			Dennis Lamp	T21	3
			Doyle Alexander	T21	3
			Damaso Garcia	24	2
1986	Roger Clemens	339	George Bell	4	125
			Jesse Barfield	5	107
			Tony Fernandez	14	17
1987	**GEORGE BELL**	332	George Bell	1	332
			Tony Fernandez	8	79
			Tom Henke	T13	14
1988	Jose Canseco	392	Fred McGriff	17	9
			Tony Fernandez	26	1
1989	Robin Yount	205	George Bell	4	205
			Fred McGriff	6	96
			Tony Fernandez	19	9
			Mookie Wilson	T25	1
1990	Rickey Henderson	317	Kelly Gruber	4	175
			Fred McGriff	10	30
			Dave Stieb	T25	1
1991	Cal Ripken	318	Joe Carter	5	136
			Roberto Alomar	6	128
			Devon White	16	15
1992	Dennis Eckersley	306	Joe Carter	3	201
			Dave Winfield	5	141
			Roberto Alomar	6	118
			Jack Morris	13	18
1993	Frank Thomas	392	Paul Molitor	2	209
			John Olerud	3	198
			Roberto Alomar	6	102
			Joe Carter	12	25
			Duane Ward	22	3
1994	Frank Thomas	372	Joe Carter	10	35
			Paul Molitor	T18	9
1997	Ken Griffey Jr.	392	Roger Clemens	10	56
1998	Juan Gonzalez	357	Roger Clemens	11	49
1999	Ivan Rodriguez	252	Shawn Green	9	44
			Carlos Delgado	12	16
2000	Jason Giambi	317	Carlos Delgado	4	206
			David Wells	18	2
2001	Ichiro Suzuki	289	Shannon Stewart	T25	1
2003	Alex Rodriguez	242	Carlos Delgado	2	213
2006	Justin Morneau	320	Vernon Wells	T22	3
			Troy Glaus	T31	1
2009	Joe Mauer	387	Aaron Hill	T12	23
			Adam Lind	15	14
2010	Josh Hamilton	358	Jose Bautista	4	165

1985 AMERICAN LEAGUE CHAMPIONSHIP SERIES

TORONTO vs KANSAS CITY

As the Blue Jays entered post season play for the first time, they would face the Kansas City Royals in the first ever best-of-seven American League Championship Series. The Blue Jays, who finished nine games ahead of the Royals in the loss column, were the favourites and would enjoy the extra home game.

GAME #1: Dave Stieb lived up to superstar billing, shutting out the Royals on three hits through eight innings with no base runner advancing past second base. The Blue Jays struck quickly with two runs in the second, three in the third and one in the fourth. The Blue Jays offense was sparked by 2 RBI performances by Ernie Whitt and Tony Fernandez.

GAME #2: A much more even affair with the Blue Jays eeking out a 6-5, 10-inning win. The Royals jumped into a quick 3-0 lead after 3 innings primarily on the strength of a 2 run HR by Willie Wilson in the 3rd inning. The Blue Jays rallied and took the lead on a George Bell sacrifice fly in the 8th. The Royals rallied, however, in the 9th on a pinch hit HR by Pat Sheridan with the go ahead run being delivered in the 10th on a Frank White single. The Blue Jays won it in the bottom of the 10th on a two-out 2 run single by Al Oliver. On to Kansas City, the Blue Jays were up 2 games to none.

GAME #3: George Brett put on a baseball clinic going 4-4, 2 HR's, 3 RBI with 4 runs scored enroute to a 6-5 Royals win. Leading 5-2 after 4 innings the Blue Jays squandered the lead for good in the 8th when Brett led off the inning with a single and eventually scored.

GAME #4: The Blue Jays came within one win of a World Series berth with a 3-1 come-from-behind victory. The Blue Jays won the game dramatically with 3 runs in the top of the ninth inning, the big blow being a 2 run pinch hit double by Al Oliver.

GAME #5: LHP Danny Jackson went the distance checking Toronto on 8 hits and scoring a run in each of the first two innings. Blue Jays still led the series 3 games to 2.

GAME #6: The Blue Jays and Royals returned to Exhibition Stadium. Entering the 5th inning tied at 2-2 George Brett once again delivered the decisive blow with a solo HR. And, with 3.2 shutout innings of relief from Buddy Black and Dan Quisenberry, the Royals pulled even in the series for the first time at three games apiece.

GAME #7: Dave Stieb, the ace of the Toronto staff vs eventual Cy Young Award winner Bret Saberhagen. The Royals came out on top 6-2 shellacking Dave Stieb for six runs in 5.2 innings. The big blow being a wind-assisted bases clearing triple by Jim Sundberg to cap a four run 6th inning.

The Kansas City Royals became only the 5th club in major league history to trail a series 3 games to one and come back to win the series. The Blue Jays? They slumped immediately after scoring five runs in the 5th inning of Game 3 scoring only eight runs in the last 40 innings.

GAME 1
at TORONTO
Tuesday, October 8 (night)

Kansas City	0	0	0	0	0	0	0	0	1	1	5	1
Toronto	0	2	3	1	0	0	0	0	X	6	11	0

LEIBRANDT, Farr (3), Gubicza (5), Jackson (8), and Sundberg
STIEB, Henke (9), and Whitt
HR: None
T: 2:24 A: 39,115

GAME 2
at TORONTO
Wednesday, October 9 (day)

Kansas City	0	0	2	1	0	0	0	0	1	1	5	3
Toronto	0	0	0	1	0	2	0	1	0	2	10	0

Black, QUISENBERRY (8), and Sundberg
Key, Lamp (4), Lavelle (8), HENKE (8), and Whitt
HR: Kansas City (2) - Wilson, Sheridan
T: 3:39 A: 34,029

GAME 3
at KANSAS CITY
Friday, October 11 (night)

Toronto	0	0	0	0	5	0	0	0	0	5	13	1
Kansas City	1	0	0	1	1	2	0	1	X	6	10	1

Alexander, Lamp (6), CLANCY (8), and Whitt
Saberhagen, Black (5), FARR (5), and Sundberg
HR: Toronto (2) - Barfield, Mulliniks;
Kansas City (3) - Brett (2), Sundberg
T: 2:51 A: 40,224

GAME 4
at KANSAS CITY
Saturday, October 12 (night)

Toronto	0	0	0	0	0	0	0	0	3	3	7	0
Kansas City	0	0	0	0	0	1	0	0	0	1	2	0

Stieb, HENKE (7), and Whitt, Hearron (9)
LIEBRANDT, Quisenberry (9), and Sundberg
HR: None
T: 3:02 A: 41,112

GAME 5
at KANSAS CITY
Sunday, October 13 (day)

Toronto	0	0	0	0	0	0	0	0	0	0	8	0
Kansas City	1	1	0	0	0	0	0	0	X	2	8	0

KEY, Acker (6), and Whitt
JACKSON, and Sundberg
HR: None
T: 2:21 A: 40,046

GAME 6
at TORONTO
Tuesday, October 15 (night)

Kansas City	1	0	1	0	1	2	0	0	0	5	8	1
Toronto	1	0	1	0	0	1	0	0	0	3	8	2

GUBICZA, Black (6), Quisenberry (9)(S), and Sundberg
ALEXANDER, Lamp (6), and Whitt, Hearron (8)
HR: Kansas City (1) - Brett
T: 3:12 A: 37,557

GAME 7
at TORONTO
Wednesday, October 16 (night)

Kansas City	0	1	0	1	0	4	0	0	0	6	8	0
Toronto	0	0	0	0	1	0	0	0	1	2	8	1

Saberhagen, LEIBRANDT (4), Quisenberry (9), and Sundberg
STIEB, Acker (6), and Whitt
HR: Kansas City (1) - Sheridan
T: 2:49 A: 32,084

SCORE BY INNINGS

Kansas City	3	2	3	3	2	9	0	1	2	1	26	51	6
Toronto	1	2	4	2	6	3	0	1	4	2	25	65	4

E-Balboni (2), Brett (2), Fernandez (2), Sundberg, Upshaw, Smith, Barfield
DP-Kansas City (7), Toronto (4)
LOP-Kansas City (44), Toronto (49)
SB-Barfield, Moseby, Wilson, Smith
S-Biancalana, McRae, Wilson, White
SF-Fernandez, Bell, White, Motley
WP-Black (2), Alexander, Gubicza
HBP-Bell (by Black), Oliver (by Saberhagen)
McRae (by Stieb)
ATT: 264,167

BATTER	AVG	G	AB	R	H	2B	3B	HR	RBI	SH-SF	HB	BB	SO	SB-CS	E
BARFIELD	.280	7	25	3	7	1	0	1	4-0	0-0	0	3	7	1-1	1
BELL	.321	7	28	4	9	3	0	0	1-0	0-1	1	0	4	0-1	0
BURROUGHS	.000	1	1	0	0	0	0	0	0-0	0-0	0	0	0	0-0	0
FERNANDEZ (L)	.333	–	9	2	3	1	0	0	1-0	0-1	0	0	0	0-0	2
FERNANDEZ (R)	.333	–	15	0	5	1	0	0	1-0	0-0	0	1	2	0-0	0
FERNANDEZ (T)	.333	7	24	2	8	2	0	0	2-0	0-1	0	1	2	0-0	2
FIELDER	.333	3	3	0	1	1	0	0	0-0	0-0	0	0	1	0-0	0
GARCIA	.233	7	30	4	7	4	0	0	1-0	0-0	0	3	3	0-0	0
HEARRON	.000	2	0	0	0	0	0	0	0-0	0-0	0	0	0	0-0	0
IORG	.133	6	15	1	2	0	0	0	0-0	0-0	0	1	3	0-0	0
JOHNSON	.368	7	19	1	7	2	0	0	2-0	0-0	0	1	4	0-0	0
LEE (L)	.000	–	0	0	0	0	0	0	0-0	0-0	0	0	0	0-0	0
LEE (R)	.000	–	0	0	0	0	0	0	0-0	0-0	0	0	0	0-0	0
LEE (T)	.000	1	0	0	0	0	0	0	0-0	0-0	0	0	0	0-0	0
MOSEBY	.226	7	31	5	7	1	0	0	4-0	0-0	0	2	3	1-0	0
MULLINIKS	.364	5	11	1	4	1	0	1	3-0	0-0	0	2	2	0-0	0
OLIVER	.375	5	8	0	3	1	0	0	3-2	0-0	1	0	0	0-0	0
THORNTON	.000	2	0	1	0	0	0	0	0-0	0-0	0	0	0	0-0	0
UPSHAW	.231	7	26	2	6	2	0	0	1-0	0-0	1	1	4	0-0	1
WHITT	.190	7	21	1	4	1	0	0	2-1	0-0	0	2	4	0-0	0
DH	.370	7	27	2	10	3	0	0	5-2	0-0	1	1	4	0-0	0
PH	.462	7	13	0	6	2	0	0	4-1	0-0	0	0	2	0-0	0
BLUE JAYS	.269	7	242	25	65	19	0	2	23-3	0-2	3	16	37	2-2	4
ROYALS	.225	7	227	26	51	9	1	7	26-4	4-2	1	22	51	2-4	6

PITCHER	T	W-L	ERA	G	GS	CG	SHO	SV	IP	H	R	ER	HR	HB	BB	SO	WP
ACKER	R	0-0	0.00	2	0	0	0	0	6.0	2	0	0	0	0	0	5	0
ALEXANDER	R	0-1	8.71	2	2	0	0	0	10.1	14	10	10	4	0	3	9	1
CLANCY	R	0-1	9.00	1	0	0	0	0	1.0	2	1	1	0	0	1	0	0
HENKE	R	2-0	4.26	3	0	0	0	0	6.1	5	3	3	1	0	4	4	0
KEY	L	0-1	5.19	2	2	0	0	0	8.2	15	5	5	1	0	2	5	0
LAMP	R	0-0	0.00	3	0	0	0	0	9.1	2	0	0	0	0	1	10	0
LAVELLE	L	0-0	0.00	1	0	0	0	0	0.0	0	0	0	0	0	1	0	0
STIEB	R	1-1	3.10	3	3	0	0	0	20.1	11	7	7	1	1	10	18	0
BLUE JAYS		3-4	3.77	17	7	0	0	0	62.0	51	26	26	7	1	22	51	1
ROYALS		4-3	3.16	18	7	1	1	1	62.2	65	25	22	2	3	16	37	3

1989 AMERICAN LEAGUE CHAMPIONSHIP SERIES

TORONTO vs OAKLAND

For the second time in five seasons, the Blue Jays were American League East Division Champions. The Blue Jays would face the Oakland Athletics who had the best record in the Major Leagues in 1989.

GAME #1: The Blue Jays surrendered 2-0 and 3-1 leads as the Athletics scored three times in the sixth and twice in the eighth to win 7-3. In the sixth inning Mark McGwire cracked a lead off HR to tie the game and two runs scored when Carney Lansford's double play ball was botched. Dave Stewart allowed five hits over eight innings for the win.

GAME #2: The Athletics tallied twice in the fourth inning and three in the sixth en route to a 6-3 win. As outfielder Rickey Henderson was a one-man wrecking crew going 2-for-2 with two runs scored and four stolen bases. Athletics' righthander Mike Moore allowed just three hits and an unearned run in seven innings.

GAME #3: The Blue Jays snapped a five game post season losing streak dating back to 1985 with a convincing 7-3 win. The Blue Jays jumped on Athletics' starter Storm Davis for four runs on four hits in the fourth inning and salted the game away with another three runs in the seventh inning. The win ran the Blue Jays' record to 11-0 at SkyDome with the roof closed. Overcoming a 3-0 Athletics' lead Mookie Wilson and Tony Fernandez paced the Blue Jays with two hits apiece, the latter with two doubles.

GAME #4: The Athletics took a commanding 3-1 lead in games with a 6-6 win over the Blue Jays. Rickey Henderson was again a major catalyst with two HR's which accounted for four RBI. The Blue Jays collected 13 hits, 11 of which were singles and attempted to overcome a 5-2 deficit with one run in the sixth and seventh innings and two in the eighth.

GAME #5: The Blue Jays spotted the Athletics a 4-0 lead into the seventh inning before eventually losing the game 4-3 and the best-of-seven series in five games. Trailing 4-1 after eight innings the Blue Jays scored twice in the ninth inning on a leadoff HR by Geroge Bell and a sacrifice fly by Kelly Gruber.

Epilogue: In essence it was Rickey Henderson defeating the Blue Jays four games to one. Henderson batted .400, slugged 1.000, had a .609 on-base percentage and swiped a LCS record eight stolen bases. The Blue Jays hit .242 as a team (compared to Oakland's .272) with only eight of their hits being for extra bases. They were outscored 8-3 in the first three innings and 12-7 in the middle three before outscoring the Athletics 11-6 in the final three innings. Unfortunately it is virtually impossible to consistently battle back from an early inning deficit. Although anything can happen in a "short series" the best team of the regular season continued that charted course into post-season, winning eight of nine contests.

GAME 1
at OAKLAND
Tuesday, October 3 (night)

Toronto	0	2	0	1	0	0	0	0	0	3	5	1
Oakland	0	1	0	0	1	3	0	2	X	7	11	0

STIEB, Acker (6), Ward (8), and Whitt
STEWART, Eckersley (9), and Steinbach
HR: Toronto (1) - Whitt;
Oakland (2) - D. Henderson, McGwire
T: 2:52 I: 49,435

GAME 2
at OAKLAND
Wednesday, October 4 (day)

Toronto	0	0	1	0	0	0	0	2	0	3	5	1
Oakland	0	0	0	2	0	3	1	0	X	6	9	1

STOTTLEMYRE, Acker (6), Wells (6), Henke (7), Cerutti (8), and Whitt
MOORE, Honeycutt (8), Eckersley (8)(S), and Hassey
HR: Oakland (1) - Parker
T: 3:20 A: 49,444

GAME 3
at TORONTO
Friday, October 6 (night)

Oakland	1	0	1	1	0	0	0	0	0	3	8	1
Toronto	0	0	0	4	0	0	3	0	X	7	8	0

DAVIS, Honeycutt (7), Nelson (7), M.Young (8), and Steinbach
KEY, Acker (7), Henke (9), and Whitt
HR: Oakland (1) - Parker
T: 2:54 A: 50,268

GAME 4
at TORONTO
Saturday, October 7 (day)

Oakland	0	0	3	0	2	0	1	0	0	6	11	1
Toronto	0	0	0	1	0	1	1	2	0	5	13	0

WELCH, Honeycutt (6), Eckersley (8)(S), and Hassey
FLANAGAN, Ward (5), Cerutti (8), Acker (9), and Whitt, Borders (7)
HR: Oakland (3) - R. Henderson (2), Canseco
T: 3:29 A: 50,076

GAME 5
at TORONTO
Sunday, October 8 (day)

Oakland	1	0	1	0	0	0	2	0	0	4	4	0
Toronto	0	0	0	0	0	0	0	1	2	3	9	0

STEWART, Eckersley (9)(S), and Steinbach
STIEB, Acker (7), Henke (9), and Whitt
HR: Toronto (2) - Moseby, Bell
T: 2:52 A: 50,024

SCORE BY INNINGS

Oakland	2	1	5	3	3	6	4	2	0	26	43	3
Toronto	0	2	1	6	0	1	4	5	2	21	40	2

BATTER	AVG	G	AB	R	H	2B	3B	HR	RBI	SH-SF	HP	BB	SO	SB-CS	E
BELL	.200	5	20	2	4	0	0	1	2	0-1	0	0	3	0-0	0
BORDERS	1.000	1	1	0	1	0	0	0	1	0-0	0	0	0	0-0	0
FELIX (T)	.273	3	11	0	3	1	0	0	3	0-0	0	0	2	0-0	0
FELIX (R)	.500	–	2	–	1	0	0	0	1	0-0	0	0	0	–	–
FELIX (L)	.222	–	9	–	2	1	0	0	2	0-0	0	0	2	–	–
FERNANDEZ (T)	.350	5	20	6	7	3	0	0	1	0-0	0	1	2	5-0	0
FERNANDEZ (R)	1.000	–	1	–	1	1	0	0	0	0-0	0	0	0	–	–
FERNANDEZ (L)	.316	–	19	–	6	2	0	0	1	0-0	0	1	2	–	–
GRUBER	.294	5	17	2	5	1	0	0	1	0-1	0	3	2	1-0	0
LEE (T)	.250	2	8	2	2	0	0	0	0	0-0	0	0	1	0-0	0
LEE (R)	.667	–	3	–	2	0	0	0	0	0-0	0	0	0	–	–
LEE (L)	.000	–	5	–	0	0	0	0	0	0-0	0	0	1	–	–
LIRIANO (T)	.429	3	7	1	3	0	0	0	1	0-0	0	2	0	3-0	1
LIRIANO (R)	1.000	–	1	–	1	0	0	0	0	0-0	0	0	0	–	–
LIRIANO (L)	.333	–	6	–	2	0	0	0	1	0-0	0	2	0	–	–
MAZZILLI (T)	.000	–	3	8	0	0	0	0	0	0-0	0	0	2	0-0	0
MAZZILLI (R)	.000	–	0	–	0	0	0	0	0	0-0	0	0	0	–	–
MAZZILLI (L)	.000	–	8	–	0	0	0	0	0	0-0	0	0	2	–	–
McGRIFF	.143	5	21	1	3	0	0	0	3	0-0	0	0	4	0-0	1
MOSEBY	.313	5	16	4	5	0	0	1	2	0-0	0	5	2	1-0	0
MULLINIKS	.000	1	1	0	0	0	0	0	0	0-0	0	0	1	0-0	0
WHITT	.125	5	16	1	2	0	0	1	3	0-1	0	2	3	0-0	0
WILSON (T)	.263	5	19	2	5	0	0	0	2	0-0	0	2	2	1-0	0
WILSON (R)	.000	–	1	–	0	0	0	0	0	0-0	0	1	0	–	–
WILSON (L)	.278	–	18	–	5	0	0	0	2	0-0	0	1	2	–	–
PITCHERS	.000	18	0	0	0	0	0	0	0	0-0	0	0	0	0-0	0
BLUE JAYS	.242	5	165	21	40	5	0	3	19	0-3	0	15	24	11-0	2
ATHLETICS	.272	5	158	26	43	9	1	7	23	3-2	1	20	32	13-2	3

PITCHER	T	W-L	ERA	G	GS	CG	SHO	SV	IP	H	R	ER	HR	HB	BB	SO	WP
ACKER	R	0-0	1.42	5	0	0	0	0	6.1	4	2	1	0	1	1	4	0
CERUTTI	L	0-0	0.00	2	0	0	0	0	2.2	0	0	0	0	0	3	1	0
FLANAGAN	L	0-1	10.38	1	1	0	0	0	4.1	7	5	5	3	0	1	3	0
HENKE	R	0-0	0.00	3	0	0	0	0	2.2	0	0	0	0	0	0	3	0
KEY	L	1-0	4.50	1	1	0	0	0	6.0	7	3	3	1	0	2	2	0
STIEB	R	0-2	6.35	2	2	0	0	0	11.1	12	8	8	2	0	6	10	0
STOTTLEMYRE	R	0-1	7.20	1	1	0	0	0	5.0	7	4	4	1	0	2	3	0
WARD	R	0-0	7.36	2	0	0	0	0	3.2	6	3	3	0	0	3	5	1
WELLS	L	0-0	0.00	1	0	0	0	0	1.0	0	1	0	0	0	2	1	0
BLUE JAYS		1-4	5.02	5	5	0	0	0	43.0	43	26	24	7	1	20	32	1
ATHLETICS		4-1	3.89	5	5	0	0	3	44.0	40	21	19	3	0	15	24	1

1991 AMERICAN LEAGUE CHAMPIONSHIP SERIES

TORONTO vs MINNESOTA

In 1991, the Toronto Blue Jays won the American League East for the third time in the history of the organization. The Blue Jays faced the Western Division Champion Minnesota Twins in a series that would decide the American League Champion. The Minnesota Twins emerged victorious as they won the best of seven games series by a 4 games to 1 count. Below is a summary of the series.

GAME #1: Toronto starter Tom Candiotti lasted just 2.2 innings and allowed five earned runs before being lifted in favour of David Wells. The Twins would not need to score another run. The Blue Jays rallied for a run in the fourth and three runs in the sixth on five consecutive hits off Twins starter Jack Morris. Those four runs would be all Toronto could muster as they lost 5-4 at the Metrodome.

GAME #2: Toronto took an early lead as they jumped on Twins starter Kevin Tapani, scoring three times in the first three innings. Rookie Toronto starter Juan Guzman lasted 5.2 innings allowing four hits and just two earned runs before the ball was handed to the bullpen. Tom Henke and Duane Ward combined for 2.1 innings of shutout relief and six strikeouts. Devon White scored three of the five Toronto runs as the Blue Jays won their only 1991 ALCS game 5-2 in Minneapolis.

GAME #3: Joe Carter's first inning home run and a Candy Maldonado double put the Blue Jays ahead 2-0 until the sixth inning when the Twins were able to put their second run across the plate and tie the game at two apiece. Toronto starter Jimmy Key scattered five hits over six innings and allowed two earned runs. The game went into extra-innings and ended in dramatic fashion as Mike Pagliarulo, pinch hitting for Scott Leius, homered to right off of Blue Jays reliever Mike Timlin. Toronto was retired 1-2-3 in their half of the tenth as the Twins defeated Toronto 3-2 at SkyDome.

GAME #4: Blue Jays starter Todd Stottlemyre allowed seven hits in 3.2 innings before exiting with Toronto trailing 4-1. The Twins' Kirby Puckett hit his first home run of the series and Dan Gladden collected three RBI on three hits to pace Minnesota to a 9-3 win at SkyDome. It was Jack Morris' second win of the ALCS as he pitched eight innings allowing just two runs.

GAME #5: Kirby Puckett displayed his power once again as he homered in the first inning off Tom Candiotti to put the Twins ahead 1-0. Toronto put together three runs in the third and a pair in the fourth to go ahead 5-2. Minnesota was able to post three runs in their half of the sixth inning and tie the game at five. Duane Ward was handed the loss for Toronto as he allowed three runs in the eighth. Toronto was shutdown by five shutout innings of relief. Devon White, Roberto Alomar and Manuel Lee each collected a pair of hits in the losing effort as Minnesota took the American League crown with an 8-5 win.

GAME 1
at MINNESOTA
Tuesday, October 8 (night)

Toronto	0	0	0	1	0	3	0	0	0	4	9	3
Minnesota	2	2	1	0	0	0	0	0	X	5	11	3

CANDIOTTI, Wells (3), Timlin (6) and Borders
MORRIS, Wills (6), Aguilera (S)(8) and Harper, Ortiz (8)
T: 3:17 A: 54,766

GAME 2
at MINNESOTA
Wednesday, October 9 (day)

Toronto	1	0	2	0	0	0	2	0	0	5	9	0
Minnesota	0	0	1	0	0	1	0	0	0	2	5	1

GUZMAN, Henke (6), Ward (S)(8) and Borders
TAPANI, Bedrosian (7), Guthrie (7) and Harper
T: 3:02 A: 54,816

GAME 3
at TORONTO
Friday, October 11 (night),

Minnesota	0	0	0	0	1	1	0	0	0	1	3	7	0
Toronto	2	0	0	0	0	0	0	0	0	0	2	5	1

Erickson, West (5), Willis (7), GUTHRIE (9), Aguilera (S) and Ortiz, Harper (10)
Key, Wells (7), Henke (8), TIMLIN (10) and Borders
HR: Toronto (1) - Carter;
Minnesota (1) - Pagliarulo
T: 3:36 A: 51,454

GAME 4
at TORONTO
Saturday, October 12 (night)

Minnesota	0	0	0	4	0	2	1	1	1	9	13	1
Toronto	0	1	0	0	0	1	0	0	1	3	11	2

MORRIS, Bedrosian (9) and Harper
STOTTLEMYRE, Wells (4), Acker (6), Timlin (7), MacDonald (9) and Borders
HR: Minnesota (1) - Puckett
T: 3:15 A: 51,526

GAME 5
at TORONTO
Sunday, October 13 (day)

Minnesota	1	1	0	0	0	3	0	3	0	8	14	2
Toronto	0	0	3	2	0	0	0	0	0	5	9	1

Tapani, WEST (5), Willis (8), Aguilera (S)(9) and Harper, Ortiz (9)
Candiotti, Timlin (6) WARD (6), Wells (8) and Borders
HR: Minnesota (1) - Puckett
T: 3:29 A: 51,425

SCORE BY INNINGS

Minnesota	3	3	2	4	1	7	1	4	1	1	27	50	4
Toronto	3	1	5	3	0	4	2	0	1	0	19	43	7

BATTER	AVG	G	AB	R	H	2B	3B	HR	RBI	SH-SF	HB	BB	SO	SB-CS	E
ALOMAR (T)	.474	5	19	3	9	0	0	0	4	2-0	0	2	3	2-0	0
ALOMAR (R)	.000	–	0	–	0	0	0	0	0	1-0	0	1	0	–	–
ALOMAR (L)	.474	–	19	–	9	0	0	0	4	1-0	0	1	3	–	–
BORDERS	.263	5	19	0	5	1	0	0	2	1-0	0	0	0	0-0	2
CARTER	.263	5	19	3	5	2	0	1	4	0-1	0	1	5	0-1	0
DUCEY	.000	1	1	0	0	0	0	0	0	0-0	0	0	0	0-0	0
GONZALES	.000	2	0	0	0	0	0	0	0	0-0	0	0	0	0-0	0
GRUBER	.286	5	21	1	6	1	0	0	4	0-0	0	0	4	1-0	3
LEE (T)	.125	5	16	3	2	0	0	0	0	0-0	0	1	5	0-0	1
LEE (R)	.000	–	3	–	0	0	0	0	0	0-0	0	0	0	–	–
LEE (L)	.154	–	13	–	2	0	0	0	0	0-0	0	1	5	–	–
MALDONADO	.100	5	20	1	2	1	0	0	1	0-0	0	1	6	0-0	0
MULLINIKS	.125	5	8	1	1	0	0	0	0	0-0	0	3	0	0-0	0
MYERS	.000	0	0	0	0	0	0	0	0	0-0	0	0	0	0-0	0
OLERUD	.158	5	19	1	3	0	0	0	3	0-0	0	3	1	0-0	0
SPRAGUE	.000	0	0	0	0	0	0	0	0	0-0	0	0	0	0-0	0
TABLER	.000	2	1	0	0	0	0	0	0	0-0	0	1	0	0-0	0
WHITE (T)	.364	5	22	5	8	1	0	0	0	0-0	0	2	3	3-0	0
WHITE (R)	.333	–	3	–	1	0	0	0	0	0-0	0	0	0	–	–
WHITE (L)	.368	–	19	–	7	1	0	0	0	0-0	0	0	0	–	–
WILSON (T)	.250	3	8	1	2	0	0	0	0	0-0	0	1	3	1-0	0
WILSON (R)	.000	–	1	–	0	0	0	0	0	0-0	0	0	1	–	–
WILSON (L)	.286	–	7	–	2	0	0	0	0	0-0	0	1	2	–	–
DH	.111	5	18	0	2	1	0	0	1	0-0	0	3	3	0-0	0
PITCHERS	.000	5	0	0	0	0	0	0	0	0-0	0	0	0	0-0	1
BLUE JAYS	.249	5	173	19	43	6	0	1	18	3-1	0	15	30	7-1	7
TWINS	.276	5	181	27	50	9	1	3	25	1-2	1	15	37	8-4	4

PITCHER	T	W-L	ERA	G	GS	CG	SHO	SV	IP	H	R	ER	HR	HB	BB	SO	WP
ACKER	R	0-0	0.00	1	0	0	0	0	0.2	1	0	0	0	0	0	1	0
CANDIOTTI	R	0-1	8.22	2	2	0	0	0	7.2	17	9	7	1	0	2	5	1
GUZMAN	R	1-0	3.18	1	1	0	0	0	5.2	4	2	2	0	0	4	2	1
HENKE	R	0-0	0.00	2	0	0	0	0	2.2	0	0	0	0	0	1	5	0
KEY	L	0-0	3.00	1	1	0	0	0	6.0	5	2	2	0	0	1	1	0
MacDONALD	L	0-0	9.00	1	0	0	0	0	1.0	1	1	1	0	0	1	0	0
STOTTLEMYRE	R	0-1	9.82	1	1	0	0	0	3.2	7	4	4	1	1	1	3	0
TIMLIN	R	0-1	3.18	4	0	0	0	0	5.2	5	4	2	1	0	2	5	0
WARD	R	0-1	6.23	2	0	0	0	1	4.1	4	3	3	0	0	1	6	0
WELLS	L	0-0	2.35	4	0	0	0	0	7.2	6	2	2	0	0	2	9	0
BLUE JAYS		1-4	4.60	5	5	0	0	1	45.0	50	27	23	3	1	15	37	2
TWINS		4-1	3.33	5	5	0	0	3	46.0	43	19	17	1	0	15	30	4

1992 AMERICAN LEAGUE CHAMPIONSHIP SERIES

TORONTO vs OAKLAND

GAME #1: Home runs were the story of the game as Oakland used three of them to beat the Blue Jays 4-3. The A's scored three runs in the second inning off Toronto starter Jack Morris on back-to-back homers by Mark McGwire and Terry Steinbach. The 3-0 lead stood until Pat Borders homered off Dave Stewart in the Blue Jays' fifth followed by a Dave Winfield homer in the sixth making the score 3-2. John Olerud tied the score at 3 in the bottom of the eighth with a two out single off reliever Jeff Russell scoring Winfield who had doubled in the previous at-bat. Harold Baines broke the tie with a solo shot to lead off the ninth and Dennis Eckersley shut down the Blue Jays in the home half of the ninth to seal the 4-3 Oakland victory.

GAME #2: The Blue Jays were able to rebound from a Game #1 loss as David Cone held the A's to just one run over 8.0 innings en route to a 3-1 win. Cone, the Major League's strikeout leader in 1992, fanned six as he collected his second career post-season victory. Mike Moore lasted seven innings in the losing effort for Oakland. Kelly Gruber doubled and hit a 2-run homer in the fifth which would prove to be the winning runs. Closer Tom Henke came on for the save in the ninth, his first ever post-season save.

GAME #3: For the first time since 1985 vs Kansas City, the Blue Jays put together a pair of wins in the post-season as they got past the A's 7-5. Toronto starter Juan Guzman notched his second career LCS win in as many starts (1991 vs Twins) lasting six inning before being lifted in favour of Duane Ward. Tom Henke earned his second save in as many games. Despite being out-hit 13-9 by the A's, 4 of Toronto's hits went for extra-bases including homers from Alomar (solo) and Maldonado (solo). The A's collected just 1 extra-base hit.

GAME #4: In what appeared at first to be a certain Oakland victory, the Toronto Blue Jays fought back to erase a five run deficit late in the game sending the game into extra-innings. Oakland batted around earning five runs in the third inning as they jumped on Toronto starter Jack Morris. The A's added another run in the sixth making the score 6-1. Toronto began their comeback in the top of the eighth as they strung together five consecutive hits. By the end of the inning, the score was 6-4. The A's were held of the board in the bottom of the eighth but in the top of the ninth, Devon White started off the inning with a single that was misplayed allowing White to get to third base. Roberto Alomar then homered off Dennis Eckersley to tie the game at 6-6. Toronto eventually won the game in the eleventh as they scored a run off Kelly Downs to win 7-6.

GAME #5: Oakland starter Dave Stewart held the Blue Jays in check for nine innings scattering seven hits, allowing just 2 runs as Oakland sent the series back to SkyDome. The complete game win was Stewart's first win of the 1992 post-season. The 6-2 loss for the Blue Jays ended their three game win streak. David Cone took the loss for Toronto. He lasted just 4.0 innings before Jimmy Key made his first appearance of the 1992 playoffs. Ruben Sierra homered and drove in 3 runs for the A's. Devon White notched 3 hits on the day including a double in the losing effort.

GAME #6: Toronto scored a pair of runs in the first on a Joe Carter homer off A's starter Mike Moore. The Blue Jays then added four more runs in the third including a Candy Maldonado 3-run homer to put Toronto ahead 6-0. Blue Jays' starter Juan Guzman went seven innings allowing just five hits and striking out eight before the ball was handed to Duane Ward in the eighth with the score Toronto 7, Oakland 1. The A's managed a run in the top of the eighth but the home town Blue Jays secured the win as Tom Henke tossed a perfect ninth sending Toronto to its first ever World Series with a 9-2 win over Oakland.

GAME 1
at TORONTO
Wednesday, October 7 (night)

Oakland	0	3	0	0	0	0	0	0	1	4	6	1
Toronto	0	0	0	0	1	1	0	1	0	3	9	0

Stewart, RUSSELL (8), Eckersley (S)(9) and Steinbach
MORRIS and Borders
HR: Oakland (3) - McGwire, Steinbach, Baines;
Toronto (2) - Borders, Winfield
T: 2:47 A: 51,039

GAME 2
at TORONTO
Thursday, October 8 (night)

Oakland	0	0	0	0	0	0	0	0	1	1	6	0
Toronto	0	0	0	0	2	0	1	0	X	3	4	0

MOORE, Corsi (8), Parrett (8) and Steinbach
CONE, Henke (S)(9) and Borders
HR: Toronto (1) - Gruber
T: 2:58 A: 51,114

GAME 3
at OAKLAND
Saturday, October 10 (day)

Toronto	0	1	0	1	1	0	2	1	1	7	9	1
Oakland	0	0	0	2	0	0	2	1	0	5	13	3

GUZMAN, Ward (7), Timlin (8), Henke (S)(9), and Borders
DARLING, Downs (7), Corsi (8), Russell (8), Honeycutt (9), Eckersley (9) and Steinbach
HR: Toronto (2) - Alomar, Maldonado
T: 3:40 A: 46,911

GAME 4
at OAKLAND
Sunday, October 11 (day)

Toronto	0	1	0	0	0	0	0	3	2	0	1	7	17	4
Oakland	0	0	5	0	0	1	0	0	0	0	0	6	12	2

Morris, Stottlemyre (4), Timlin (8), WARD (9), Henke (S)(11) and Borders
Welch, Parrett (8), Eckersley (8), Corsi (9), DOWNS (10) and Steinbach
HR: Toronto (2) - Olerud, Alomar
T: 4:25 A: 47,732

GAME 5
at OAKLAND
Monday, October 12 (day)

Toronto	0	0	0	1	0	0	1	0	0	2	7	3
Oakland	2	0	1	0	3	0	0	0	X	6	8	0

CONE, Key (5), Eichhorn (8) and Borders
STEWART and Steinbach
HR: Oakland (1) - Sierra;
Toronto (1) - Winfield
T: 2:51 A: 44,955

GAME 6
at TORONTO
Wednesday, October 14 (day)

Oakland	0	0	0	0	0	1	0	1	0	2	7	1
Toronto	2	0	4	0	1	0	0	2	X	9	13	0

MOORE, Parrett (3), Honeycutt (5), Russell (7), Witt (8) and Steinbach
GUZMAN, Ward (8), Henke (9) and Borders
HR: Toronto (2) - Carter, Maldonado
T: 3:15 A: 51,335

SCORE BY INNINGS

Toronto	2	2	4	2	5	1	4	7	3	0	1	31	59	8
Oakland	2	3	6	2	3	2	2	2	2	0	0	24	52	7

BATTER	AVG	G	AB	R	H	2B	3B	HR	RBI	SH-SF	HB	BB	SO	SB-CS	E
ALOMAR (T)	.423	6	26	4	11	1	0	2	4	0-0	0	2	1	5-0	0
ALOMAR (R)	.000	–	2	–	0	0	0	0	0	0-0	0	0	0	–	–
ALOMAR (L)	.458	–	24	–	11	1	0	2	4	0-0	0	2	1	–	–
BELL	.000	2	0	1	0	0	0	0	0	0-0	0	1	0	0-0	0
BORDERS	.318	6	22	3	7	0	0	1	3	0-2	0	1	1	0-0	1
CARTER	.192	6	26	2	5	0	0	1	3	0-0	0	2	4	2-0	1
GRIFFIN (T)	.000	2	2	0	0	0	0	0	0	0-0	0	0	0	0-0	0
GRIFFIN (R)	.000	–	0	–	0	0	0	0	0	0-0	0	0	0	0-0	0
GRIFFIN (L)	.000	–	2	–	0	0	0	0	0	0-0	0	0	0	–	–
GRUBER	.091	6	22	3	2	1	0	1	2	1-0	0	2	3	0-0	1
LEE (T)	.278	6	18	2	5	1	1	0	3	0-1	0	1	2	0-0	3
LEE (R)	.000	–	1	–	0	0	0	0	0	0-0	0	0	0	–	–
LEE (L)	.294	–	17	–	5	1	1	0	3	0-1	0	1	2	–	–
MALDONADO	.273	6	22	3	6	0	0	2	6	0-0	0	3	4	0-1	0
OLERUD	.348	6	23	4	8	2	0	1	4	0-0	0	2	5	0-0	0
SPRAGUE	.500	2	2	0	1	0	0	0	0	0-0	0	0	1	0-0	0
WHITE (T)	.348	6	23	2	8	2	0	0	2	0-1	0	5	6	0-4	1
WHITE (R)	.000	–	2	–	0	0	0	0	0	0-0	0	0	1	–	–
WHITE (L)	.381	–	21	–	8	2	0	0	2	0-1	0	5	5	–	–
WINFIELD	.250	6	24	7	6	1	0	2	3	0-0	0	4	2	0-0	0
DH	.250	6	24	7	6	1	0	2	3	0-0	0	4	2	0-0	0
PITCHERS	.000	6	0	0	0	0	0	0	0	0-0	0	0	0	0-0	1
BLUE JAYS	.281	6	210	31	59	8	1	10	30	1-4	0	23	29	7-5	8
ATHLETICS	.251	6	207	24	52	5	1	4	23	3-2	1	24	33	16-2	7

PITCHER	T	W-L	ERA	G	GS	CG	SHO	SV	IP	H	R	ER	HR	HB	BB	SO	WP
CONE	R	1-1	3.00	2	2	0	0	0	12.0	11	7	4	1	0	5	9	0
EICHHORN	R	0-0	0.00	1	0	0	0	0	1.0	0	0	0	0	0	0	0	0
GUZMAN	R	2-0	2.08	2	2	0	0	0	13.0	12	3	3	0	1	5	11	0
HENKE	R	0-0	0.00	4	0	0	0	3	4.2	3	0	0	0	0	2	2	0
KEY	L	0-0	0.00	1	0	0	0	0	3.0	2	0	0	0	0	2	1	0
MORRIS	R	0-1	6.57	2	2	1	0	0	12.1	11	9	9	3	0	9	6	1
STOTTLEMYRE	R	0-0	2.45	1	0	0	0	0	3.2	3	1	1	0	0	0	1	0
TIMLIN	R	0-0	6.75	2	0	0	0	0	1.1	4	1	1	0	0	0	1	0
WARD	R	1-0	6.75	3	0	0	0	0	4.0	6	3	3	0	0	1	2	0
WELLS	L	0-0	–	0	0	0	0	0	0.0	0	0	0	0	0	0	0	0
BLUE JAYS		4-2	3.44	6	6	1	0	3	55.0	52	24	21	4	1	24	33	1
ATHLETICS		2-4	4.50	6	6	1	0	1	54.0	59	31	27	10	0	23	29	3

1992 WORLD SERIES

TORONTO vs ATLANTA

GAME #1: In the first game of the 89th World Series, the Blue Jays suffered a 3-1 loss to the Atlanta Braves. Home runs were the story of the game as Toronto took an early 1-0 lead in the fourth on a Joe Carter solo homer off starter Tom Glavine. It would be the only run Toronto would score. Jack Morris continued his shutout innings streak vs the Braves extending it to 18.0 innings until a 3-run homer by catcher Damon Berryhill in the sixth inning ended the streak. Glavine went the distance for the Braves becoming the first pitcher to toss a complete game in a World Series opener since Jack Morris accomplished the feat in 1984 vs San Diego.

GAME #2: Reserve catcher Ed Sprague proved to be the hero for the Blue Jays on this night at Fulton County Stadium. David Cone lasted just 4.1 innings allowing 4 runs over that span before exiting in favour of David Wells. Cone also contributed at the plate with a pair of hits and an RBI. His two hits marked the first two hit game by an AL pitcher in the World Series since Mickey Lolitch went 2-4 on October 3, 1968. Heading into the eighth inning, the Blue Jays trailed 4-2. After a run in the top of the eighth Toronto entered the ninth inning trailing by 1. After a Pat Borders fly out, rookie Derek Bell (pinch hitting for Lee) walked. Ed Sprague then pinch hitting for the pitcher Duane Ward knocked a first pitch offering from Jeff Reardon over the left field fence to put the Blue Jays ahead 5-4. Tom Henke was able to retire the Braves in the bottom of the ninth for the save.

GAME #3: The game marked the first time the World Series had been played outside of the United States as the series moved to SkyDome. In another pitching duel, Steve Avery and Juan Guzman both went 8.0 innings. Atlanta was kept off the board in the fourth with a splendid defensive effort by Devon White. White ran down a deep drive off the bat of Dave Justice that sent Devon into the wall to make the catch. White returned the ball to the infield where Pendleton was doubled-up off first. The Blue Jays drew first blood in the fourth inning as Joe Carter connected for his second homer of the series, a solo shot putting Toronto ahead 1-0. In the sixth inning, the Braves rallied to tie things at 1-1. Each team traded runs in the eighth keeping the game knotted at 2-2. The Braves attempted a rally as Duane Ward came on to pitch the ninth. But after a key double play and a strikeout the inning was over. In the home half of the ninth, Roberto Alomar started the inning off with a leadoff single. After stealing second and a Dave Winfield sacrifice, Alomar stood at third with one out. Jeff Reardon

came in to try to halt the Blue Jays' advance but Candy Maldonado with the bases loaded, hit a 2-strike pitch to right centre for a base hit allowing Alomar to score the winning run.

GAME #4: In what was the third consecutive 1-run game of the 1992 World Series, the Blue Jays posted a 2-1 win behind a strong pitching effort from starter Jimmy Key. Key went 7.2 innings allowing just 5 hits and 1 earned run while striking out six Braves batters. Toronto earned their first run in the third inning as catcher Pat Borders continued on his post season hit streak with a solo homer to left. Toronto made the score 2-0 in the seventh when Devon White drove in Kelly Gruber from second base. Atlanta managed to score a run in their half of the eighth as Ron Gant led off with a double and eventually scored on a Mark Lemke groundout. Tom Henke came in to pitch the ninth for Toronto and tacked up a 1-2-3 inning for his second save of the series.

GAME #5: The game began in similar fashion as the previous four. Entering the fifth inning, the game was tied at 2-2. The Braves had collected a run in the first and fourth inning while the Blue Jays captured runs in the second and fourth. The fifth inning proved to be Atlanta's inning as they crossed the plate five times to seal the victory and send the series back to Atlanta for at least one more game. The fifth inning began for the Braves with 2 consecutive routine outs. An Otis Nixon single started the ball rolling and the Braves eventually loaded the bases on Toronto starter Jack Morris. Lonnie Smith stepped up to the plate and sent Morris' 1-2 offering over the right field wall for a grand slam making the score 7-2. The score remained the same over the final four innings making a winner out of John Smoltz.

GAME #6: The Toronto Blue Jays make history as they capture their first ever World Series and bring the Commissioner's Trophy outside of the United States for the first time. The 11-inning game began with the Blue Jays scoring in their first inning of the game. Devon White led off the game with a single off starter Steve Avery. After a stolen base and a ground out by Alomar, White stood on third. Carter then drove in White with a sacrifice fly. Atlanta answered the call in their half of the third as Deon Sanders scored his fourth run of the series. Toronto returned the favour immediately as they regained the lead with a run in the top of the fourth on a Maldonado lead off homer. The score remained that way until the bottom of the ninth when Atlanta shortstop Jeff Blauser tied the game sending it into extra-innings. The tenth inning proved to be uneventful. In the eleventh, the Blue Jays led off with Jimmy Key popping out for out number 1. Devon White was hit by a Charlie Leibrandt offering. Alomar then singled to centre allowing White to move up to second. With two out, Dave Winfield stepped up to the plate and doubled down the left-field line allowing White and Alomar to score making it 4-2 Toronto. In the Braves eleventh, Atlanta was able to score once with Jimmy Key on the mound. Mike Timlin then came in to pitch for the Blue Jays with pinch runner Smoltz on third and two out... Otis Nixon attempted a drag bunt up the first base line, that was fielded by Timlin who threw to Carter at first in time for the final out.

GAME 1
at ATLANTA
Saturday, October 17 (night)

Toronto	0	0	0	1	0	0	0	0	0	1	4	0
Atlanta	0	0	0	0	0	3	0	0	X	3	4	0

MORRIS, Stottlemyre (7), Wells (8) and Borders
GLAVINE and Berryhill
HR: Toronto (1) - Carter;
Atlanta (1) - Berryhill
T: 2:37 A: 51,763

GAME 2
at ATLANTA
Sunday, October 18 (night)

Toronto	0	0	0	0	2	0	0	1	2	5	9	2
Atlanta	0	1	0	1	2	0	0	0	0	4	5	1

Cone, Wells (5), Stottlemyre (7), WARD (8), Henke (S)(9) and Borders
Smoltz, Stanton (8), REARDON (8) and Berryhill
HR: Toronto (1) - Sprague
T: 3:30 A: 51,763

GAME 3
at TORONTO
Tuesday, October 20 (night)

Atlanta	0	0	0	0	0	1	0	1	0	2	9	0
Toronto	0	0	0	1	0	0	0	1	1	3	6	1

AVERY, Wholers (9), Stanton (9), Reardon (9) and Berryhill
Guzman, WARD (9) and Borders
HR: Toronto (2) - Carter, Gruber
T: 2:49 A: 51,813

GAME 4
at TORONTO
Wednesday, October 21 (night)

Atlanta	0	0	0	0	0	0	0	1	0	1	5	0
Toronto	0	0	1	0	0	0	1	0	X	2	6	0

GLAVINE and Berryhill
KEY, Ward (8), Henke (S)(9) and Borders
HR: Toronto (1) - Borders
T: 2:21 A: 52,090

GAME 5
at TORONTO
Thursday, October 22 (night)

Atlanta	1	0	0	1	5	0	0	0	0	7	13	0
Toronto	0	1	0	1	0	0	0	0	0	2	6	0

SMOLTZ, Stanton (S)(7) and Berryhill
MORRIS, Wells (5), Timlin (7), Eichhorn (8), Stottlemyre (9) and Borders
HR: Atlanta (2) - Justice, L. Smith
T: 3:05 A: 52,268

GAME 6
at ATLANTA
Saturday, October 24 (night)

Toronto	1	0	0	1	0	0	0	0	0	4	14	1
Atlanta	0	0	1	0	0	0	0	0	1	3	8	1

Cone, Stottlemyre (7), Wells (7), Ward (8), Henke (9), KEY (10), Timlin (S) (11) and Borders
Avery, P.Smith (5), Stanton (8), Wholers (9), LEIBRANDT (10) and Berryhill
HR: Toronto (1) - Maldonado
T: 4:07 A: 51,763

SCORE BY INNINGS

Toronto	1	1	1	4	2	0	1	2	3	0	2	17	45	4
Atlanta	1	1	1	2	7	4	0	2	1	0	1	20	44	2

BLUE JAYS WORLD SERIES/LCS SHARES:

Here are the individual share/total of all shares that Blue Jays players have received when reaching the post season.

1985	$26,697.41/$975.671.41	(1st place-East)
1989	$37,927.84/$1,513,851.10	(1st place-East)
1991	$35,163.53/$1,541,918.45	(1st place-East)
1992	$114,962.16/$4,871,020.61	(1st place-East/AL/World Series)
1993	$127,920.77/$5,327,335.76	(1st place-East/AL/World Series)

BATTER	AVG	G	AB	R	H	2B	3B	HR	RBI	SH-SF	HB	BB	SO	SB-CS	E
ALOMAR (T)	.208	6	24	3	5	1	0	0	0	0-0	0	3	3	3-0	0
ALOMAR (R)	.188	–	16	–	3	0	0	0	0	0-0	0	1	3	–	–
ALOMAR (L)	.250	–	8	–	2	1	0	0	0	0-0	0	2	0	–	–
BELL	.000	2	1	1	0	0	0	0	0	0-0	0	1	0	0-0	0
BORDERS	.450	6	20	2	9	3	0	1	3	0-0	0	2	1	0-0	1
CARTER	.273	6	22	2	6	2	0	2	3	0-1	0	3	2	0-0	0
GRIFFIN	.000	2	0	0	0	0	0	0	0	0-0	0	0	0	0-0	1
GRUBER	.105	6	19	2	2	0	0	1	1	1-0	0	2	5	1-0	1
LEE (T)	.105	6	19	1	2	0	0	0	0	0-0	0	1	2	0-0	1
LEE (R)	.000	–	13	–	0	0	0	0	0	0-0	0	0	1	–	–
LEE (L)	.333	–	6	–	2	0	0	0	0	0-0	0	1	1	–	–
MALDONADO	.158	6	19	1	3	0	0	1	2	0-0	0	2	5	0-0	0
OLERUD	.308	4	13	2	4	0	0	0	0	0-0	0	0	4	0-0	0
SPRAGUE	.500	3	2	1	1	0	0	1	2	0-0	0	1	0	0-0	0
TABLER	.000	2	2	0	0	0	0	0	0	0-0	0	0	0	0-0	0
WHITE (T)	.231	6	26	2	6	1	0	0	2	0-0	1	0	6	1-0	0
WHITE (R)	.294	–	17	–	5	1	0	0	1	0-0	1	0	3	–	–
WHITE (L)	.111	–	9	–	1	0	0	0	1	0-0	0	0	3	–	–
WINFIELD	.227	6	22	0	5	1	0	0	3	1-0	0	2	3	0-0	0
CONE	.500	2	4	0	2	0	0	0	1	0-0	0	1	0	0-0	0
KEY	.000	2	1	0	0	0	0	0	0	0-0	0	0	0	0-0	0
MORRIS	.000	2	2	0	0	0	0	0	0	0-0	0	0	2	0-0	0
DH	.200	6	10	0	2	0	0	0	0	1-0	0	1	2	0-0	0
PITCHERS	.286	6	7	0	2	0	0	0	1	0-0	0	1	2	0-0	0
BLUE JAYS	.230	6	196	17	45	8	0	6	17	2-1	1	18	33	5-0	4
BRAVES	.220	6	200	20	44	6	0	3	19	2-2	1	20	48	15-3	2

PITCHER	T	W-L	ERA	G	GS	CG	SHO	SV	IP	H	R	ER	HR	HB	BB	SO	WP
CONE	R	0-0	3.48	2	2	0	0	0	10.1	9	5	4	0	0	8	8	1
EICHHORN	R	0-0	0.00	1	0	0	0	0	1.0	0	0	0	0	0	0	1	0
GUZMAN	R	0-0	1.13	1	1	0	0	0	8.0	8	2	1	0	0	1	7	0
HENKE	R	0-0	2.70	3	0	0	0	2	3.1	2	1	1	0	1	2	1	0
KEY	L	2-0	1.00	2	1	0	0	0	9.0	6	2	1	0	0	0	6	0
MORRIS	R	0-2	8.44	2	2	0	0	0	10.2	13	10	10	3	0	6	12	1
STOTTLEMYRE	R	0-0	0.00	4	0	0	0	0	3.2	4	0	0	0	0	0	4	0
TIMLIN	R	0-0	0.00	2	0	0	0	1	1.1	0	0	0	0	0	0	0	0
WARD	R	2-0	0.00	4	0	0	0	0	3.1	1	0	0	0	0	1	6	1
WELLS	L	0-0	0.00	4	0	0	0	0	4.1	1	0	0	0	0	2	3	0
BLUE JAYS		4-2	2.78	6	6	0	0	3	55.0	44	20	17	3	1	20	48	3
BRAVES		2-4	2.65	6	6	2	0	1	54.1	45	17	16	6	1	18	33	2

1993 AMERICAN LEAGUE CHAMPIONSHIP SERIES

TORONTO vs CHICAGO

GAME #1: The Blue Jays took a 2-0 lead in the fourth inning when third baseman Ed Sprague tripled to right field with Olerud and Molitor on base. Chicago then used their half of the fourth inning to produce three runs on two hits as they sent nine men to the plate. Toronto starting pitcher Juan Guzman managed to hold the White Sox in check for six innings but walked 8 batters and stranded 11 Chicago runners before exiting with a 5-3 lead. Jack McDowell lasted 6.2 innings allowing thirteen hits and all seven Toronto runs before the White Sox relief corps came on to hold Toronto for the remainder of the game. Danny Cox worked a shutout seventh and eighth allowing a single by Ozzie Guillen. Duane Ward came out for the ninth and walked the first two batters before striking out the side to end the Chicago threat.

GAME #2: Both clubs scored once in the first inning but it was the Blue Jays that would prevail as their two-run fourth inning provided the edge. The 3-1 win saw Toronto take a two games to none lead in the best of seven games series. The fourth inning started with a pair of outs by Carter and Olerud. Paul Molitor then doubled off starter and loser Alex Fernandez. Next, Tony Fernandez singled to score Molitor and moved to second on the throw home. After an intentional walk to Ed Sprague, Pat Borders singled to second base but Joey Cora threw the ball away allowing the third Toronto run to score. Dave Stewart worked six strong innings surrendering just four hits (all singles) and one run for his seventh career ALCS win against no losses. Al Leiter was credited with a hold as he pitched the seventh and eighth innings before closer Duane Ward came in to save the game in the ninth.

GAME #3: Nineteen game winner, Pat Hentgen started for Toronto but could not collect a win on this day as Toronto suffered their worst defeat of the series losing 6-1. The Blue Jays were able to hold off the White Sox attack until the third inning when they sent 10 players to the plate and combined for five runs on five singles. Hentgen lasted just three innings plus 2 batters before he was removed in favour of Danny Cox. Toronto scored their lone run in the bottom of the third as Rickey Henderson scored from third on a Devon White single. Wilson Alvarez, the Chicago starter pitched a complete game for his first career ALCS victory. He permitted just seven hits while issuing two walks and striking out six. Tim Raines provided most of the offensive support for Chicago going 4-5 with a run scored.

GAME #4: A two run home run by centre fielder Lance Johnson in the second inning gave the White Sox a 2-0 lead over Toronto. The light hitting Johnson had not hit a home run since the 1992 regular season. Todd Stottlemyre, making his first start of the 1993 ALCS lasted six innings for the home team but failed to hold onto a 3-2 lead that was handed to him in the third when Toronto batted around on rookie starter Jason Bere. The right hander lasted just 2.1 innings before being pulled in favour of Tim Belcher. Stottlemyre allowed three more Chicago runs in the sixth including a Frank Thomas solo homer and a Lance Johnson triple before departing. Roberto Alomar doubled home Henderson in the bottom of the sixth to cut the Chisox lead to one (5-4) but the visiting White Sox notched a single run off Al Leiter in the seventh and another run off Mike Timlin in the ninth to seal the win by a 7-4 margin.

GAME #5: As was the case with each of the previous four games, the team that scored first emerged victorious. This time, Toronto scored first when Rickey Henderson crossed the plate in the first inning after leading off the game with a double and a stolen base. Starting pitcher Jack McDowell allowed a Toronto run in the second and third before being lifted

following just 2.1 innings. Meanwhile, Blue Jays starter Juan Guzman cruised through the first 4.1 innings without allowing a hit or a walk until Ellis Burks went deep to left field for what would be the only blemish on Guzman's slate that afternoon. He lasted seven innings permitting just two hits while walking one and striking out six. Roberto Alomar reached base in all five plate appearances (3 hits, 2 walks) to lead the Toronto attack. Tony Castillo worked a scoreless eighth allowing a single and a base on balls. Duane Ward had some difficulty in the ninth. He struck out Joey Cora and Frank Thomas following a single to lead off the inning by Raines. He then issued a two run homer to Robin Ventura that brought Chicago within two. With the tying run at the plate, Ward struck out Bo Jackson to end the game and preserve the 5-3 Toronto win.

GAME #6: With his 7-0 record in ALCS play on the line, Blue Jays' starter Dave Stewart provided the win which put Toronto into their second consecutive World Series as the Blue Jays won 6-3 over Chicago. Toronto scored first with a pair of runs in the second inning as a 2-out single by catcher Pat Borders off Alex Fernandez cashed in John Olerud and Paul Molitor. The White Sox tied the game in the third inning when a bases loaded walk by Frank Thomas and a fielder's choice by Robin Ventura scored two runs. Stewart managed to restrict the Chisox to just 4 hits and 2 earned runs before handing Duane Ward a 3-2 lead after 7.1 innings. Ward struck out the final two batters to end the eighth. Toronto added to their lead as Devon White homered off reliever Scott Radinsky to make the score 4-2. Toronto added two more runs before the inning was over as Paul Molitor tripled to centre. Duane Ward allowed his second home run of the series as Warren Newson hit a solo shot in the bottom of the ninth but that was all the scoring that the Pale Hose would achieve as the Blue Jays were crowned American League Champions for the second straight season.

GAME 1
at CHICAGO
Tuesday, October 5 (night)

Toronto	0	0	0	2	3	0	2	0	0	7	17	1
Chicago	0	0	0	3	0	0	0	0	0	3	6	1

GUZMAN, Cox (7), Ward (9) and Borders
McDOWELL, DeLeon (7), Radinsky (8), McCaskill (9) and Karkovice
HR: Toronto (1) - Molitor
T: 3:38 A: 46,246

GAME 2
at CHICAGO
Wednesday, October 6 (day)

Toronto	1	0	0	2	0	0	0	0	0	3	8	0
Chicago	1	0	0	0	0	0	0	0	0	1	7	2

STEWART, Leiter (7), Ward (S)(9) and Borders
A. FERNANDEZ, Hernandez (9), Karkovice and LaValliere (7)
T: 3:00 A: 46,101

GAME 3
at TORONTO
Friday, October 8 (night)

Chicago	0	0	5	1	0	0	0	0	0	6	12	0
Toronto	0	0	1	0	0	0	0	0	0	1	7	1

ALVAREZ and Karkovice
HENTGEN, Cox (4), Eichhorn (7), Castillo (9) and Borders
T: 2:56 A: 51,783

GAME 4
at TORONTO
Saturday, October 9 (night)

Chicago	0	2	0	0	0	3	1	0	1	7	11	0
Toronto	0	0	3	0	0	1	0	0	0	4	9	0

Bere, BELCHER (3), McKaskill (7), Radinsky (8), Hernandez (S)(9) and Karkovice
STOTTLEMYRE, Leiter (7), Timlin (7) and Borders
HR: Chicago (2) - Johnson, Thomas
T: 3:30 A: 51,889

GAME 5
at TORONTO
Sunday, October 10 (day)

Chicago	0	0	0	0	1	0	0	0	2	3	5	1
Toronto	1	1	1	1	0	0	1	0	X	5	14	0

McDOWELL, DeLeon (3), Radinsky (7), Hernandez (7) and Karkovice
GUZMAN, Castillo (8), Ward (9) and Borders
HR: Chicago (2) - Ventura, Burks
T: 3:09 A: 51,375

GAME 6
at CHICAGO
Tuesday, October 12 (night)

Toronto	0	2	0	1	0	0	0	0	3	6	10	0
Chicago	0	0	2	0	0	0	0	0	1	3	5	3

STEWART, Ward (S)(8) and Borders
A. FERNANDEZ, McCaskill (8), Radinsky (9), Hernandez (9), LaValliere and Karkovice (8)
HR: Toronto (1) - White;
Chicago (1) - Newson
T: 3:31 A: 45,527

SCORE BY INNINGS

Toronto	2	3	5	6	3	1	3	0	3	26	65	2
Chicago	1	2	7	4	1	3	1	0	4	23	46	7

BATTER	AVG	G	AB	R	H	2B	3B	HR	RBI	SH-SF	HB	BB	SO	SB-CS	E
ALOMAR (T)	.292	6	24	3	7	1	0	0	4	0-0	0	4	3	4-0	0
ALOMAR (R)	.200	–	5	–	1	0	0	0	0	0-0	0	1	0	–	–
ALOMAR (L)	.316	–	19	–	6	1	0	0	4	0-0	0	3	3	–	–
BORDERS	.250	6	24	1	6	1	0	0	3	0-0	0	0	6	1-0	0
BUTLER	.000	0	0	0	0	0	0	0	0	0-0	0	0	0	0-0	0
CANATE	.000	0	0	0	0	0	0	0	0	0-0	0	0	0	0-0	0
CARTER	.259	6	27	2	7	0	0	0	2	0-0	0	1	5	0-0	0
COLES	.000	0	0	0	0	0	0	0	0	0-0	0	0	0	0-0	0
FERNANDEZ (T)	.318	6	22	1	7	0	0	0	1	1-0	0	2	4	0-0	0
FERNANDEZ (R)	.500	–	4	–	2	0	0	0	0	0-0	0	0	1	–	–
FERNANDEZ (L)	.278	–	18	–	5	0	0	0	1	1-0	0	2	3	–	–
GRIFFIN (T)	.000	0	0	0	0	0	0	0	0	0-0	0	0	0	0-0	0
GRIFFIN (R)	.000	–	0	–	0	0	0	0	0	0-0	0	0	0	–	–
GRIFFIN (L)	.000	–	0	–	0	0	0	0	0	0-0	0	0	0	–	–
HENDERSON	.120	6	25	4	3	2	0	0	0	0-0	0	4	5	2-1	1
KNORR	.000	0	0	0	0	0	0	0	0	0-0	0	0	0	0-0	0
MOLITOR	.391	6	23	7	9	2	1	1	5	0-0	1	3	3	0-0	0
OLERUD	.348	6	23	5	8	1	0	0	3	0-0	1	4	1	0-0	1
SCHOFIELD	.000	0	0	0	0	0	0	0	0	0-0	0	0	0	0-0	0
SPRAGUE	.286	6	21	0	6	0	1	0	4	0-1	0	2	4	0-0	0
WHITE (T)	.444	6	27	3	12	1	1	1	2	0-0	0	1	5	0-1	0
WHITE (R)	.333	–	6	–	2	0	0	1	2	0-0	0	0	0	–	–
WHITE (L)	.476	–	21	–	10	1	1	0	0	0-0	0	1	5	–	–
DH	.391	6	23	7	9	2	1	1	5	0-0	1	3	3	0-0	0
PITCHERS	.000	6	0	0	0	0	0	0	0	0-0	0	0	0	0-0	0
BLUE JAYS	.301	6	216	26	65	8	3	2	24	1-1	2	21	36	7-2	2
WHITE SOX	.237	6	194	23	46	5	1	5	22	5-1	3	32	43	3-2	7

PITCHER	T	W-L	ERA	G	GS	CG	SHO	SV	IP	H	R	ER	HR	HB	BB	SO	WP
CASTILLO	L	0-0	0.00	2	0	0	0	0	2.0	0	0	0	0	0	1	1	0
COX	R	0-0	0.00	2	0	0	0	0	5.0	3	0	0	0	0	2	5	0
EICHHORN	R	0-0	0.00	1	0	0	0	0	2.0	1	0	0	0	0	1	1	0
GUZMAN	R	2-0	2.08	2	2	0	0	0	13.0	8	4	3	1	1	9	9	3
HENTGEN	R	0-1	18.00	1	1	0	0	0	3.0	9	6	6	0	0	2	3	0
LEITER	L	0-0	3.38	2	0	0	0	0	2.2	4	1	1	0	0	2	2	0
STEWART	R	2-0	2.03	2	2	0	0	0	13.1	8	3	3	0	1	8	8	2
STOTTLEMYRE	R	0-1	7.50	1	1	0	0	0	6.0	6	5	5	2	0	4	4	0
TIMLIN	R	0-0	3.86	1	0	0	0	0	2.1	3	1	1	0	0	0	2	0
WARD	R	0-0	5.79	4	0	0	0	2	4.2	4	3	3	2	1	3	8	0
BLUE JAYS		4-2	3.67	6	6	0	0	2	54.0	46	23	22	5	3	32	43	5
WHITE SOX		2-4	3.57	6	6	1	0	1	53.0	65	26	21	2	2	21	36	2

1993 WORLD SERIES

TORONTO vs PHILADELPHIA

GAME #1: For the first time in baseball annals, the World Series began on Canadian soil. The Blue Jays fell behind 2-0 in the first inning as the Phillies' catcher Darren Daulton singled home a pair of runs off starting pitcher Juan Guzman. After holding Philadelphia in check in the top of the second, Toronto rallied with two runs of their own on four singles off Curt Schilling. Both teams traded solo runs in the third and fifth to keep the score knotted at 4-4. With 1 out in the bottom of the sixth, John Olerud took a first pitch offering from Schilling over the right field fence for a solo home run putting Toronto ahead by one. Toronto scored what would prove to be the winning run in the bottom of the seventh as four consecutive hits by Borders, Henderson, White and Alomar produced an 8-4 lead heading into the eighth. Al Leiter, who would prove to be the winning pitcher, relieved Guzman to start the sixth and held the Phillies scoreless over 2.2 innings before turning the ball over to closer Duane Ward. Ward surrendered a run in the ninth inning as a Jim Eisenreich single scored John Kruk who had led off the frame with a single and moved to second on an error. Ricky Jordan flied out to Joe Carter for the last out to put Toronto ahead 1 game to 0 with the 8-5 win.

GAME #2: The big inning would prove to be the Philly advantage on this night as a Jim Eisenreich three run homer in the top of the third capped a five run inning that saw eight Philadelphia batters step up to the plate. Toronto starter and eventual loser, Dave Stewart lasted six innings with all five earned runs coming in that third frame. Toronto answered the Philly onslaught with a pair of runs in the bottom of the fourth as Joe Carter connected for his first of two World Series home runs. Philadelphia starter Terry Mulholland would allow just three runs over 5.2 innings before handing the ball to the bullpen. Lenny Dykstra led off the seventh inning with a solo homer off reliever Tony Castillo to stretch the Philly lead to 3 as the visitors were now ahead 6-3. Toronto scored one run in the eighth as Molitor led off with a double and eventually scored on an Olerud sac fly. Philly relievers Roger Mason (1.2 innings) and Mitch Williams (1.2 innings) closed out the game to preserve the 6-4 win and even the series.

GAME #3: The venue moved from SkyDome to Veteran's Stadium in Philadelphia for games three, four and five. This game featured solid pitching by the Blue Jays combined with a potent offence. The visiting Blue Jays jumped on Philly starter Danny Jackson in the top of the first as Paul Molitor drove home a pair of runs with a triple. He would also score as Carter lifted a sacrifice fly to right field. Molitor added a solo homer in the third to make it 4-0. Starting pitcher Pat Hentgen pitched six innings allowing just one run- that coming in the sixth as a two-out single by Eisenreich scored John Kruk who had reached base via a walk. Blue Jays added another run in the top of the sixth as Roberto Alomar scored on a sac fly after having reached base on a single and stealing second and third. Toronto continued to add to their lead as they scored three more runs in the seventh off reliever Ben Rivera. Roberto Alomar finished the night with a 4-hit game while Molitor had three hits, three runs and three RBI. Duane Ward surrendered a solo homer to Milt Thompson in the ninth to make the final score Toronto 10, Philadelphia 3.

GAME #4: In a slugfest, the Blue Jays put together one of the wildest comebacks in World Series history to beat the Phillies 15-14 and take a three games to one lead. Toronto opened the scoring with three in the first off Philly starter Tommy Greene. But the home team would take advantage of four first inning walks by starter Todd Stottlemyre as they scored four runs to move ahead 4-3. Philadelphia added two more runs to their tally as Lenny Dykstra connected for his second homer of the series, a 2-run shot in the second. The Blue Jays batted around in the third and collected four runs and sent Tommy Greene to the bench in favour of Roger Mason. Philadelphia then posted a five run fifth that included home runs from Dykstra and Daulton to extend their lead 12-7. Toronto countered with two runs in the top of the sixth as White and Alomar scored on a single and a ground out. The Phillies added a run in the sixth and one in the seventh to make the score 14-9. The Phillies relief corps could not hold Toronto from making a comeback. In the top of the eighth, the Blue Jays sent ten players to the plate. Devon White's triple with two out scored Pat Borders to tie the game and Rickey Henderson to put Toronto ahead 15-14. Mike Timlin, started the eighth and struck out the first two batters he faced before Duane Ward came on to strikeout Dykstra to end the inning. In the ninth Ward hurled a 1-2-3 inning for his second save of the series in a game that took 4 hours and 14 minutes to play and was the highest scoring game in World Series history. Tony Fernandez had five RBI in the game and White had four.

GAME #5: Curt Schilling shutout Toronto 2-0 in what was the second ever shutout of Toronto in the post season. Pitted against Blue Jays ace Juan Guzman, he allowed just five hits (all singles) and struck out six Toronto batters for his first World Series win. The Phillies scored the only run they would need in the first inning when Dykstra, who had walked to lead off the game, scored on a John Kruk groundout. They added a second run in the very next inning as a pair of doubles cashed in Daulton. In the eighth, the Blue Jays threatened with a pair of runners on base but a strikeout by White followed by an Alomar ground out ended their attempt. Guzman was equal to the challenge as he went seven innings allowing both Philly runs while fanning six. The win sent the series back to Toronto with the Blue Jays holding a 3-2 edge.

GAME #6: Toronto started their quest for a second straight World Series Championship early as they notched three runs off Philly starter Terry Mulholland in the bottom of the first. A run in the fourth and a solo home run by Molitor in the fifth put Toronto up 5-1. Dave Stewart, the Toronto starter held the Phillies to just one run over his first six innings. In the seventh he surrendered a three run homer to Lenny Dykstra- his fourth of the series. That led to Stewart being pulled from the game. Reliever Danny Cox came in with none out and surrendered two more runs before the Phillies were halted by Al Leiter. The damage had been done and Philadelphia was now leading 6-5. After leaving the bases loaded in the eighth, Toronto made World Series history by erasing a 1-run lead in the bottom of the ninth. Mitch Williams came in to start the inning and he walked Rickey Henderson who led off. After a Devon White fly out, Molitor singled to centre to put runners at first and second. Right fielder Joe Carter then stepped up to the plate. On a 2-2 offering from Williams, Carter homered over the left field wall for a three run home run and propelled Toronto to its second consecutive World Series Championship with an 8-6 win.

GAME 1
at TORONTO
Saturday, October 16 (night)

Philadelphia	2	0	1	0	1	0	0	0	1	5	11	1
Toronto	0	2	1	0	1	1	3	0	X	8	10	3

SCHILLING, West (7), Andersen (7), Mason (8) and Daulton
Guzman, LEITER (6), Ward (S)(8) and Borders
HR: Toronto (2) - White, Olerud
T: 3:27 A: 52,011

GAME 2
at TORONTO
Sunday, October 17 (night)

Philadelphia	0	0	5	0	0	0	1	0	0	6	12	0
Toronto	0	0	0	2	0	1	0	1	0	4	8	0

MULHOLLAND, Mason (6), Williams (S)(8) and Daulton
STEWART, Castillo (7), Eichhorn (8), Timlin (8) and Borders
HR: Philadelphia (2) - Dykstra, Eisenreich;
Toronto (1) - Carter
T: 3:35 A: 52,062

GAME 3
at PHILADELPHIA
Tuesday, October 19 (night)

Toronto	3	0	1	0	0	1	3	0	2	10	13	1
Philadelphia	0	0	0	0	0	1	1	0	1	3	9	0

HENTGEN, Cox (7), Ward (9), and Borders
JACKSON, Rivera (6), Thigpen (7), Anderson (9) and Daulton
HR: Toronto (1) - Molitor;
Philadelphia (1) - Thompson
T: 3:16 A: 62,689

GAME 4
at PHILADELPHIA
Wednesday, October 20 (night)

Toronto	3	0	4	0	0	2	0	6	0	15	18	0
Philadelphia	4	2	0	1	5	1	1	0	0	14	14	0

Stottlemyre, Leiter (3), CASTILLO (5), Timlin (8), Ward (S)(8) and Borders
Greene, Mason (3), West (6), Andersen (7), WILLIAMS (8), Thigpen (9) and Daulton
HR: Philadelphia (3) - Dykstra (2), Daulton
T: 4:14 A: 62,731

GAME 5
at PHILADELPHIA
Thursday, October 21 (night)

Toronto	0	0	0	0	0	0	0	0	0	0	5	1
Philadelphia	1	1	0	0	0	0	0	0	X	2	5	1

GUZMAN, Cox (8) and Borders, Knorr (8)
SCHILLING and Daulton
T: 2:53 A: 62,706

GAME 6
at TORONTO
Saturday, October 23 (night)

Philadelphia	0	0	1	0	0	5	0	0	0	6	7	0
Toronto	3	0	0	1	1	0	0	0	3	8	10	2

Mulholland, Mason (6), West (8), Andersen (8), WILLIAMS (9) and Daulton
Stewart, Cox (7), Leiter (7), WARD (9) and Borders
HR: Philadelphia (1) - Dykstra;
Toronto (2) - Molitor, Carter
T: 3:27 A: 52,195

SCORE BY INNINGS

Toronto	9	2	6	3	2	5	6	7	5	45	64	7
Philadelphia	7	3	6	2	6	2	8	0	2	36	58	2

BATTER	AVG	G	AB	R	H	2B	3B	HR	RBI	SH-SF	HB	BB	SO	SB-CS	E
ALOMAR (T)	.480	6	25	5	12	2	1	0	6	0-0	0	2	3	4-2	2
ALOMAR (R)	.600	–	10	–	6	2	0	0	4	0-0	0	1	1	–	–
ALOMAR (L)	.400	–	15	–	6	0	1	0	2	0-0	0	1	2	–	–
BORDERS	.304	6	23	2	7	0	0	0	1	0-0	0	2	1	0-0	1
BUTLER	.500	2	2	1	1	0	0	0	0	0-0	0	0	0	0-0	0
CANATE	.000	1	0	0	0	0	0	0	0	0-0	0	0	0	0-0	0
CARTER	.280	6	25	6	7	1	0	2	8	0-3	0	0	4	0-0	2
COLES	.000	0	0	0	0	0	0	0	0	0-0	0	0	0	0-0	0
FERNANDEZ (T)	.333	6	21	2	7	1	0	0	9	0-1	1	3	3	0-1	0
FERNANDEZ (R)	.444	–	9	–	4	1	0	0	3	0-0	0	1	0	–	–
FERNANDEZ (L)	.250	–	12	–	3	0	0	0	6	0-1	1	2	3	–	–
GRIFFIN (T)	.000	3	0	0	0	0	0	0	0	0-0	0	0	0	0-0	0
GRIFFIN (R)	.000	–	0	–	0	0	0	0	0	0-0	0	0	0	–	–
GRIFFIN (L)	.000	–	0	–	0	0	0	0	0	0-0	0	0	0	–	–
HENDERSON	.227	6	22	6	5	2	0	0	2	0-0	1	5	2	1-1	0
KNORR	.000	1	0	0	0	0	0	0	0	0-0	0	0	0	0-0	0
MOLITOR	.500	6	24	10	12	2	2	2	8	0-0	1	3	0	1-0	0
OLERUD	.235	5	17	5	4	1	0	1	2	0-1	0	4	1	0-0	0
SCHOFIELD	.000	0	0	0	0	0	0	0	0	0-0	0	0	0	0-0	0
SPRAGUE	.067	5	15	0	1	0	0	0	2	0-2	0	1	6	0-0	2
WHITE (T)	.292	6	24	8	7	3	2	1	7	0-0	0	4	7	1-0	0
WHITE (R)	.364	–	11	–	4	3	1	0	3	0-0	0	2	2	–	–
WHITE (L)	.231	–	13	–	3	0	1	1	4	0-0	0	2	5	–	–
CASTILLO	.000	2	1	0	0	0	0	0	0	0-0	0	0	1	0-0	0
COX	.000	3	1	0	0	0	0	0	0	0-0	0	0	0	0-0	0
GUZMAN	.000	2	2	0	0	0	0	0	0	0-0	0	0	1	0-0	0
HENTGEN	.000	1	3	0	0	0	0	0	0	0-0	0	0	1	0-0	0
LEITER	1.000	3	1	0	1	1	0	0	0	0-0	0	0	0	0-0	0
STOTTLEMYRE	.000	1	0	0	0	0	0	0	0	0-0	0	1	0	0-0	0
DH	.500	6	12	5	6	1	1	1	3	0-0	0	1	0	1-0	0
PITCHERS	.125	6	8	0	1	1	0	0	0	0-0	0	1	3	0-0	0
BLUE JAYS	.311	6	206	45	64	13	5	6	45	0-7	3	25	30	7-4	7
PHILLIES	.274	6	212	36	58	7	2	7	35	1-1	1	34	50	7-1	2

PITCHER	T	W-L	ERA	G	GS	CG	SHO	SV	IP	H	R	ER	HR	HB	BB	SO	WP
CASTILLO	L	1-0	8.10	2	0	0	0	0	3.1	6	3	3	1	1	3	1	0
COX	R	0-0	8.10	3	0	0	0	0	3.1	6	3	3	0	0	5	6	0
EICHHORN	R	0-0	0.00	1	0	0	0	0	0.1	1	0	0	0	0	1	0	0
GUZMAN	R	0-1	3.75	2	2	0	0	0	12.0	10	6	5	0	0	8	12	1
HENTGEN	R	1-0	1.50	1	1	0	0	0	6.0	5	1	1	0	0	3	6	0
LEITER	L	1-0	7.71	3	0	0	0	0	7.0	12	6	6	2	0	2	5	0
STEWART	R	0-1	6.75	2	2	0	0	0	12.0	10	9	9	2	0	8	8	1
STOTTLEMYRE	R	0-0	27.00	1	1	0	0	0	2.0	3	6	6	1	0	4	1	0
TIMLIN	R	0-0	0.00	2	0	0	0	0	2.1	2	0	0	0	0	0	4	0
WARD	R	1-0	1.93	4	0	0	0	2	4.2	3	2	1	1	0	0	7	0
BLUE JAYS		4-2	5.77	6	6	0	0	2	53.0	58	36	34	7	1	34	50	2
PHILLIES		2-4	7.39	6	6	1	1	1	52.1	64	45	43	6	3	25	30	0

WORLD SERIES RINGS

The Toronto Blue Jays commissioned Tiffany & Co., the world-renowned purveyor of fine jewellery, timepieces, and arts of the table to design rings commemorating both their 1992 and 1993 World Series victories.

To commemorate the 1992 Blue Jays victory, the 14 karat gold ring's design features the team's logo: the head of a Blue Jay with a maple leaf on a baseball backdrop. The eye of the bird is set with a solitaire diamond. Sixteen diamonds representing each year of the club's history surround the bird and the maple leaf is enamelled in red to match the team's official colour. The inscription of World Champions 1992 wraps around the bezel. One side depicts the team's name - Toronto Blue Jays - set in two lines across the top. The 1992 World Series logo is set in a maple leaf with the inscription - Canada's 1st - positioned below the logo denoting the first Canadian World Series victory. The other side depicts the player's name and the jersey number, the American League logo and the team's 1992 season attendance record - 4,028,318 - positioned below the American League logo. Each side of the ring is accented with two rows representing the stitches of a baseball.

The 1993 World Series Championship ring features the symbols of the Toronto Blue Jays and Canada. A field of 45 diamonds in a pave style setting surrounds the Toronto Blue Jays' logo: the head of a Blue Jay enamelled in the team's official colours overlapping another Blue Jay in gold. The eye of the Blue Jay is set with a diamond solitaire stone. Two Maple Leafs, enamelled in red, symbolize Canada's back-to-back World Series victories. Two baseballs overlay each other in the background. Each ring is personalized with each player's name and jersey number, and incorporating the American League logo and the World Series logo with the inscription "Back to Back" and the years 92-93.

FIRST TRIP LUCKY

The Toronto Blue Jays became the 10th franchise in history to win the World Championship in its 1st trip to the fall classic. The Florida Marlins became the 11th franchise to accomplish the feat in 1997, Arizona Diamondbacks the 12th in 2001 and the Anaheim Angels in 2002.

1903	Boston Red Sox	1926	St. Louis Cardinals
1905	New York Giants	1969	New York Mets
1906	Chicago White Sox	**1992**	**Toronto Blue Jays**
1914	Boston Braves	1997	Florida Marlins
1919	Cincinnati Reds	2001	Arizona Diamondbacks
1920	Cleveland Indians	2002	Anaheim Angels
1924	Washington Senators		

SEASON OPENER

DATE	OPPONENT	W/L	SCORE	WP	LP	ATT
Apr. 7, 1977	Chicago	W	9-5	Johnson	Brett	44,649
Apr. 7, 1978	at Detroit	L	6-2	Fidrych	Lemanczyk	52,528
Apr. 5, 1979	at Kansas City	L	11-2	Leonard	Underwood	37,754
Apr. 9, 1980	at Seattle	L	8-6	Parrott	Lemanczyk	22,588
Apr. 9, 1981	at Detroit	L	6-2	Morris	McLaughlin	51,452
Apr. 9, 1982	Milwaukee	L	15-4	Vuckovich	Bomback	30,216
Apr. 5, 1983	at Boston	W	7-1	Stieb	Eckersley	33,842
Apr. 4, 1984	at Seattle	L	3-2	Stanton	Lamp	43,200
Apr. 8, 1985	at Kansas City	L	2-1	Black	Stieb	41,086
Apr. 8, 1986	at Texas	L	6-3	Guzman	Stieb	40,602
Apr. 6, 1987	Cleveland	W	7-3	Key	Candiotti	40,404
Apr. 4, 1988	at Kansas City	W	5-3	Key	Saberhagen	40,648
Apr. 3, 1989	at Kansas City	W	4-3	Key	Gubicza	38,595
Apr. 9, 1990	at Texas	L	4-2	Ryan	Stottlemyre	40,907
Apr. 8, 1991	Boston	L	6-2	Clemens	Stieb	50,114
Apr. 6, 1992	at Detroit	W	4-2	Morris	Gullickson	51,068
Apr. 6, 1993	at Seattle	L	8-1	Johnson	Morris	56,120
Apr. 4, 1994	Chicago	W	7-3	Guzman	McDowell	50,484
Apr. 26, 1995	Oakland	W	13-1	Cone	Stewart	50,426
Apr. 1, 1996	at Oakland (Las Vegas)	W	9-6	Hanson	Reyes	7,294
Apr. 1, 1997	Chicago	L	6-5(10)	Castillo	Plesac	40,299
Apr. 1, 1998	Minnesota	W	3-2	Clemens	Tewksbury	41,387
Apr. 6, 1999	at Minnesota	L	6-1	Radke	Hentgen	45,601
Apr. 3, 2000	Kansas City	W	5-4	Koch	Spradlin	40,898
Apr. 1, 2001	Texas (Puerto Rico)	W	8-1	Loaiza	Helling	19,891
Apr. 1, 2002	at Boston	W	12-11	Escobar	Urbina	33,520
Mar. 31, 2003	New York (AL)	L	8-4	Clemens	Halladay	50,119
Apr. 5, 2004	Detroit	L	7-0	Johnson	Halladay	47,817
Apr. 4, 2005	at Tampa Bay	W	5-2	Halladay	Brazelton	26,018
Apr. 4, 2006	Minnesota	W	6-3	Halladay	Santana	50,449
Apr. 2, 2007	at Detroit	W	5-3(10)	Frasor	Rodney	44,297
Apr. 1, 2008	at New York (AL)	L	2-3	Wang	Halladay	55,112
Apr. 6, 2009	Detroit	W	12-5	Halladay	Verlander	48,027
Apr. 5, 2010	at Texas	L	4-5	Francisco	Frasor	50,299

HOME OPENER

DATE	OPPONENT	W/L	SCORE	WP	LP	ATT
Apr. 7, 1977	Chicago	W	9-5	Johnson	Brett	44,649
Apr. 14, 1978	Detroit	W	10-8	Kirkwood	Wilcox	35,761
Apr. 13, 1979	Kansas City	W	4-1	Clancy	Splittorf	40,035
Apr. 16, 1980	Milwaukee	W	11-2	Stieb	Slaton	12,688
Apr. 13, 1981	New York	W	5-1	Clancy	John	25,112
Apr. 9, 1982	Milwaukee	L	15-4	Vuckovich	Bomback	30,216
Apr. 9, 1983	New York	W	7-4	Jackson	Gossage	36,459
Apr. 17, 1984	Baltimore	W	3-2	Key	T.Martinez	35,602
Apr. 16, 1985	Texas	L	9-4	Mason	Leal	41,284
Apr. 14, 1986	Baltimore	L	2-1	Boddicker	Alexander	43,587
Apr. 6, 1987	Cleveland	W	7-3	Key	Candiotti	40,404
Apr. 11, 1988	New York	W	17-9	Wells	Rhoden	45,185
Apr. 14, 1989	Kansas City	W	3-0	Key	Leibrandt	46,028
Apr. 10, 1990	Texas	W	2-1	Stieb	Hough	49,673
Apr. 8, 1991	Boston	L	6-2	Clemens	Stieb	50,114
Apr. 10, 1992	Baltimore	W	4-3	Hentgen	Olson	50,424
Apr. 9, 1993	Cleveland	W	13-10	Eichhorn	Power	50,533
Apr. 4, 1994	Chicago	W	7-3	Guzman	McDowell	50,484
Apr. 26, 1995	Oakland	W	13-1	Cone	Stewart	50,426
Apr. 9, 1996	California	W	5-0	Hentgen	Langston	36,316
Apr. 1, 1997	Chicago	L	6-5(10)	Castillo	Plesac	40,299
Apr. 1, 1998	Minnesota	W	3-2	Clemens	Tewksbury	41,387
Apr. 12, 1999	Tampa Bay	W	7-1	Wells	Saunders	37,160
Apr. 3, 2000	Kansas City	W	5-4	Koch	Spradlin	40,898
Apr. 9, 2001	Tampa Bay	W	8-1	Hamilton	Wilson	48,115
Apr. 4, 2002	Minnesota	W	7-2	Halladay	Mays	47,469
Mar. 31, 2003	New York (AL)	L	8-4	Clemens	Halladay	50,119
Apr. 5, 2004	Detroit	L	7-0	Johnson	Halladay	47,817
Apr. 8, 2005	Boston	L	6-5	Arroyo	Bush	50,560
Apr. 4, 2006	Minnesota	W	6-3	Halladay	Santana	50,449
Apr. 9, 2007	Kansas City	W	9-1	Burnett	Perez	50,125
Apr. 4, 2008	Boston	W	6-3	Marcum	Aardsma	50,171
Apr. 6, 2009	Detroit	W	12-5	Halladay	Verlander	48,027
Apr. 12, 2010	Chicago (AL)	L	7-8	Thornton	Accardo	46,321

SEASON OPENING DAY RECORDS

OVER ALL RECORD:	17-17
HOME OPENERS:	25-9
EXTRA INNINGS:	2-1
MOST RUNS:	13 vs Oakland, April 26, 1995
MOST HITS:	16 vs Chicago, April 7, 1977
FEWEST HITS:	3 at Texas, April 9, 1990
MOST RUNS, OPPONENT:	15 vs Milwaukee, April 9, 1982
MOST HITS, OPPONENT:	16 vs Milwaukee, April 9, 1982
FEWEST HITS, OPPONENT:	3 at Boston, April 5, 1983
EARLIEST OPENING DAY:	vs New York (AL), March 31, 2003
LATEST OPENING DAY:	vs Oakland April 26, 1995
RECORD VS OPPONENTS:	Boston, 3-1; Chicago, 2-1; Cleveland, 1-0; Detroit, 3-3; Kansas City, 3-2; Milwaukee, 0-1; Minnesota, 2-1; Seattle, 0-3; Tampa Bay, 1-0; Texas, 1-2; Oakland, 2-0; New York, 0-1
MOST STARTS:	Roy Halladay (7)
MOST WINS:	Roy Halladay (3), Jimmy Key (3)
MOST LOSSES:	Dave Stieb (3), Roy Halladay (3)
LARGEST OPENING DAY CROWD:	50,560, April 8, 2005 vs. Boston
SMALLEST OPENING DAY CROWD:	12,688, April 16, 1980 vs Milwaukee

SEASON OPENING DAY LINEUPS

1977
vs CHICAGO

John Scott	-LF
Hector Torres	-SS
Doug Ault	-1B
Otto Velez	-DH
Gary Woods	-CF
Steve Bowling	-RF
Pedro Garcia	-2B
Dave McKay	-3B
Rick Cerone	-C
Bill Singer	-P
Roy Hartsfield	-MGR

1978
at DETROIT

Rick Bosetti	-CF
Al Woods	-LF
Roy Howell	-3B
Rico Carty	-DH
John Mayberry	-1B
Tommy Hutton	-RF
Dave McKay	-2B
Luis Gomez	-SS
Alan Ashby	-C
Dave Lemanczyk	-P
Roy Hartsfield	-MGR

1979
at KANSAS CITY

Alfredo Griffin	-SS
Bob Bailor	-RF
Roy Howell	-3B
Rico Carty	-DH
John Mayberry	-1B
Rick Bosetti	-CF
Bobby Brown	-LF
Dave McKay	-2B
Rick Cerone	-C
Tom Underwood	-P
Roy Hartsfield	-MGR

1980
at SEATTLE

Alfredo Griffin	-SS
Bob Bailor	-RF
John Mayberry	-1B
Otto Velez	-DH
Roy Howell	-3B
Barry Bonnell	-LF
Rick Bosetti	-CF
Damaso Garcia	-2B
Ernie Whitt	-C
Dave Lemanczyk	-P
Bob Mattick	-MGR

1981
at DETROIT

Alfredo Griffin	-SS
Lloyd Moseby	-CF
Otto Velez	-DH
John Mayberry	-1B
Willie Upshaw	-LF
Damaso Garcia	-2B
Barry Bonnell	-RF
Danny Ainge	-3B
Ernie Whitt	-C
Jim Clancy	-P
Bob Mattick	-MGR

1982
vs MILWAUKEE

Alfredo Griffin	-SS
Al Woods	-LF
Lloyd Moseby	-CF
Willie Upshaw	-1B
John Mayberry	-DH
Jesse Barfield	-RF
Ernie Whitt	-C
Damaso Garcia	-2B
Rance Mulliniks	-3B
Mark Bomback	-P
Bobby Cox	-MGR

1983
at BOSTON

Damaso Garcia	-2B
Dave Collins	-LF
Willie Upshaw	-1B
Cliff Johnson	-DH
Jesse Barfield	-RF
Ernie Whitt	-C
Lloyd Moseby	-CF
Rance Mulliniks	-3B
Alfredo Griffin	-SS
Dave Stieb	-P
Bobby Cox	-MGR

1984
at SEATTLE

Damaso Garcia	-2B
Rance Mulliniks	-3B
Lloyd Moseby	-CF
Willie Upshaw	-1B
Cliff Johnson	-DH
George Bell	-LF
Jesse Barfield	-RF
Ernie Whitt	-C
Alfredo Griffin	-SS
Jim Clancy	-P
Bobby Cox	-MGR

1985
at KANSAS CITY

Damaso Garcia	-2B
Lloyd Moseby	-CF
George Bell	-LF
Jesse Barfield	-RF
Jeff Burroughs	-DH
Willie Upshaw	-1B
Buck Martinez	-C
Garth Iorg	-3B
Tony Fernandez	-SS
Dave Stieb	-P
Bobby Cox	-MGR

1986
at TEXAS

Lloyd Moseby	-CF
Tony Fernandez	-SS
Rance Mulliniks	-3B
Willie Upshaw	-1B
George Bell	-LF
Jesse Barfield	-RF
Ernie Whitt	-C
Cecil Fielder	-DH
Damaso Garcia	-2B
Dave Stieb	-P
Jimy Williams	-MGR

1987
vs CLEVELAND

Tony Fernandez	-SS
Rance Mulliniks	-3B
Lloyd Moseby	-CF
George Bell	-LF
Jesse Barfield	-RF
Willie Upshaw	-1B
Ernie Whitt	-C
Fred McGriff	-DH
Mike Sharperson	-2B
Jimmy Key	-P
Jimy Williams	-MGR

1988
at KANSAS CITY

Nelson Liriano	-2B
Lloyd Moseby	-LF
Tony Fernandez	-SS
George Bell	-DH
Rance Mulliniks	-3B
Ernie Whitt	-C
Jesse Barfield	-RF
Fred McGriff	-1B
Sil Campusano	-CF
Jimmy Key	-P
Jimy Williams	-MGR

1989
at KANSAS CITY

Lloyd Moseby	-CF
Rance Mulliniks	-3B
Tony Fernandez	-SS
George Bell	-LF
Fred McGriff	-1B
Jesse Barfield	-RF
Ernie Whitt	-C
Nelson Liriano	-DH
Manny Lee	2B
Jimmy Key	-P
Jimy Williams	-MGR

1990
at TEXAS

Tony Fernandez	-SS
Mookie Wilson	-CF
Kelly Gruber	-3B
George Bell	-LF
Fred McGriff	-1B
John Olerud	-DH
Greg Myers	-C
Nelson Liriano	-2B
Junior Felix	-RF
Todd Stottlemyre	-P
Cito Gaston	-MGR

1991
vs BOSTON

Devon White	-CF
Roberto Alomar	-2B
Kelly Gruber	-3B
Joe Carter	-RF
John Olerud	-1B
Rance Mulliniks	-DH
Greg Myers	-C
Manuel Lee	-SS
Mookie Wilson	-LF
Dave Stieb	-P
Cito Gaston	-MGR

1992
at DETROIT

Devon White	-CF
Roberto Alomar	-2B
Joe Carter	-RF
Dave Winfield	-DH
Kelly Gruber	-3B
John Olerud	-1B
Derek Bell	-LF
Pat Borders	-C
Manuel Lee	-SS
Jack Morris	-P
Cito Gaston	-MGR

1993
at SEATTLE
Devon White -CF
Roberto Alomar -2B
Paul Molitor -DH
Joe Carter -LF
Darrin Jackson -RF
Domingo Martinez -1B
Ed Sprague -3B
Pat Borders -C
Dick Schofield -SS
Jack Morris -P
Cito Gaston -MGR

1994
vs CHICAGO
Devon White -CF
Roberto Alomar -2B
Paul Molitor -DH
Joe Carter -RF
John Olerud -1B
Carlos Delgado -LF
Ed Sprague -3B
Pat Borders -C
Alex Gonzalez -SS
Juan Guzman -P
Cito Gaston -MGR

1995
vs OAKLAND
Devon White -CF
Alex Gonzalez -SS
Paul Molitor -DH
Joe Carter -LF
John Olerud -1B
Roberto Alomar -2B
Shawn Green -RF
Ed Sprague -3B
Lance Parrish -C
David Cone -P
Cito Gaston -MGR

1996
at OAKLAND (Las Vegas)
Otis Nixon -CF
Domingo Cedeno -2B
Joe Carter -LF
John Olerud -DH
Ed Sprague -3B
Carlos Delgado -1B
Shawn Green -RF
Sandy Martinez -C
Alex Gonzalez -SS
Erik Hanson -P
Cito Gaston -MGR

1997
vs Chicago
Otis Nixon -CF
Carlos Garcia -2B
Orlando Merced -RF
Joe Carter -1B
Ed Sprague -3B
Carlos Delgado -DH
Benito Santiago -C
Shawn Green -LF
Alex Gonzalez -SS
Pat Hentgen -P
Cito Gaston -MGR

1998
vs Minnesota
Shannon Stewart -LF
Tony Fernandez -2B
Shawn Green -RF
Jose Canseco -DH
Mike Stanley -1B
Darrin Fletcher -C
Ed Sprague -3B
Jose Cruz Jr. -CF
Alex Gonzalez -SS
Roger Clemens -P
Tim Johnson -MGR

1999
at Minnesota
Shannon Stewart -LF
Homer Bush -2B
Shawn Green -RF
Dave Hollins -DH
Carlos Delgado -1B
Tony Fernandez -3B
Jose Cruz Jr. -CF
Darrin Fletcher -C
Alex Gonzalez -SS
Pat Hentgen -P
Jim Fregosi -MGR

2000
vs Kansas City
Shannon Stewart -LF
Homer Bush -2B
Raul Mondesi -RF
Carlos Delgado -1B
Brad Fullmer -DH
Tony Batista -3B
Darrin Fletcher -C
Jose Cruz Jr. -CF
Alex Gonzalez -SS
David Wells -P
Jim Fregosi -MGR

2001
vs Texas (Puerto Rico)
Shannon Stewart -LF
Alex Gonzalez -SS
Raul Mondesi -RF
Carlos Delgado -1B
Brad Fullmer -DH
Tony Batista -3B
Darrin Fletcher -C
Jose Cruz Jr. -CF
Homer Bush -2B
Esteban Loaiza -P
Buck Martinez -MGR

2002
at Boston
Shannon Stewart -DH
Eric Hinske -3B
Raul Mondesi -RF
Carlos Delgado -1B
Jose Cruz Jr. -LF
Darrin Fletcher -C
Vernon Wells -CF
Homer Bush -2B
Felipe Lopez -SS
Chris Carpenter -P
Buck Martinez -MGR

2003
vs New York
Shannon Stewart -LF
Frank Catalanotto -RF
Vernon Wells -CF
Carlos Delgado -1B
Josh Phelps -DH
Eric Hinske -3B
Orlando Hudson -2B
Chris Woodward -SS
Ken Huckaby -C
Roy Halladay -P
Carlos Tosca -MGR

2004
vs Detroit
Reed Johnson -RF
Frank Catalanotto -LF
Vernon Wells -CF
Carlos Delgado -1B
Josh Phelps -DH
Eric Hinske -3B
Orlando Hudson -2B
Chris Woodward -SS
Kevin Cash -C
Roy Halladay -P
Carlos Tosca -MGR

2005
at Tampa Bay
Frank Catalanotto -LF
Orlando Hudson -2B
Vernon Wells -CF
Corey Koskie -3B
She Hillenbrand -DH
Eric Hinske -1B
Gregg Zaun -C
Gabe Gross -RF
Russ Adams -SS
Roy Halladay -P
John Gibbons -MGR

2006
at Minnesota
Reed Johnson -LF
Alex Rios -RF
Vernon Wells -CF
Troy Glaus -3B
Lyle Overbay -1B
Shea Hillenbrand -DH
Bengie Molina -C
Aaron Hill -2B
Russ Adams -SS
Roy Halladay -P
John Gibbons -MGR

2007
at Detroit
Reed Johnson -LF
Lyle Overbay -1B
Vernon Wells -CF
Frank Thomas -DH
Troy Glaus -3B
Alex Rios -RF
Aaron Hill -2B
Gregg Zaun -C
Royce Clayton -SS
Roy Halladay -P
John Gibbons -MGR

2008
at New York
David Eckstein -SS
Shannon Stewart -LF
Alex Rios -RF
Vernon Wells -CF
Frank Thomas -DH
Lyle Overbay -1B
Aaron Hill -2B
Marco Scutaro -3B
Gregg Zaun -C
Roy Halladay -P
John Gibbons -MGR

2009
vs. Detroit
Marco Scutaro -SS
Aaron Hill -2B
Alex Rios -RF
Vernon Wells -CF
Adam Lind -DH
Scott Rolen -3B
Lyle Overbay -1B
Rod Barajas -C
Travis Snider -LF
Roy Halladay -P
Cito Gaston -MGR

2010
at Texas
Jose Bautista -RF
Aaron Hill -2B
Adam Lind -DH
Vernon Wells -CF
Lyle Overbay -1B
John Buck -C
Edwin Encarnacion -3B
Alex Gonzalez -SS
Travis Snider -LF
Shaun Marcum -P
Cito Gaston -MGR

BLUE JAYS YEAR-BY-YEAR

YEAR	WON-LOST	PCT		HOME	PCT	ROAD	PCT	POS	GB	MANAGER
1977	54-107	.335		25-55	.313	29-52	.358	7th	45.5	Roy Hartsfield
1978	59-102	.366		37-44	.457	22-58	.275	7th	50.0	Roy Hartsfield
1979	53-109	.327		32-49	.395	21-60	.259	7th	50.5	Roy Hartsfield
1980	67-95	.414		35-46	.432	32-49	.395	7th	36.0	Bob Mattick
1981	16-42	.276	(1st half)	17-36	.320	20-33	.377	7th	19.0	Bob Mattick
	21-27	.438	(2nd half)					7th	7.5	Bob Mattick
1982	78-84	.481		44-37	.543	34-47	.420	T6th	17.0	Bobby Cox
1983	89-73	.549		48-33	.593	41-40	.506	4th	9.0	Bobby Cox
1984	89-73	.549		49-32	.605	40-41	.494	2nd	15.0	Bobby Cox
1985	99-62	.615		54-26	.675	45-36	.556	1st	+2.0	Bobby Cox
1986	86-76	.531		42-39	.519	44-37	.543	4th	9.5	Jimy Williams
1987	96-66	.593		52-29	.642	44-37	.543	2nd	2.0	Jimy Williams
1988	87-75	.537		45-36	.556	42-39	.519	T3rd	2.0	Jimy Williams
1989	89-73	.549		46-35	.568	43-38	.531	1st	+2.0	Williams/Gaston
1990	86-76	.531		44-37	.543	42-39	.519	2nd	2.0	Cito Gaston
1991	91-71	.562		46-35	.568	45-36	.556	1st	+7.0	Gaston/Tenace
1992	96-66	.593		53-28	.654	43-38	.531	1st	+4.0	Cito Gaston
1993	95-67	.586		48-33	.593	47-34	.580	1st	+7.0	Cito Gaston
1994	55-60	.478		33-26	.559	22-34	.393	3rd	16.0	Cito Gaston
1995	56-88	.389		29-43	.403	27-45	.375	5th	31.0	Cito Gaston
1996	74-88	.457		35-46	.432	39-42	.481	4th	18.0	Cito Gaston
1997	76-86	.469		42-39	.519	34-47	.420	5th	22.0	Gaston/Queen
1998	88-74	.543		51-30	.630	37-44	.457	3rd	26.0	Tim Johnson
1999	84-78	.519		40-41	.494	44-37	.543	3rd	14.0	Jim Fregosi
2000	83-79	.512		45-36	.556	38-43	.469	3rd	4.5	Jim Fregosi
2001	80-82	.493		40-42	.488	40-40	.500	3rd	16.0	Buck Martinez
2002	78-84	.481		42-39	.519	36-45	.444	3rd	25.5	Martinez/Tosca
2003	86-76	.530		41-40	.506	45-36	.556	3rd	15.0	Carlos Tosca
2004	67-94	.416		40-41	.494	27-53	.338	5th	33.5	Tosca/Gibbons
2005	80-82	.494		43-38	.531	37-44	.457	3rd	15.0	John Gibbons
2006	87-75	.537		50-31	.617	37-44	.457	2nd	10.0	John Gibbons
2007	83-79	.512		49-32	.605	34-47	.420	3rd	13.0	John Gibbons
2008	86-76	.531		47-34	.580	39-42	.481	4th	11.0	Gibbons/Gaston
2009	75-87	.463		44-37	.543	31-50	.383	4th	28.0	Cito Gaston
2010	85-77	.525		45-33	.577	40-44	.476	4th	11.0	Cito Gaston
TOTAL	2674-2709	.497		1433-1258	.533	1241-1451	.461			

BLUE JAYS WALK-OFF HOME RUNS

The Toronto Blue Jays have recorded 54 total walk-off home runs in franchise history. On June 15, 2003 vs. the Chicago Cubs, OF Reed Johnson hit a leadoff home run and ended the game in the 10th inning with a walk-off home run. Johnson became just the 4th player in ML history to accomplish that feat. The most walk-off home runs hit in a single season by Toronto is three accomplished in 1987, 1996, 1999 and 2006. Cecil Fielder is the only Blue Jay to hit a pinch hit walk-off home run accomplished back on September 4, 1987 vs. SEA (10th inning-solo HR). George Bell (Sept. 4, 1988 vs. Tex-9th inn) and Gregg Zaun (Sept. 6, 2008 vs. TB-13th inn) are the only two Jays to end a game on a walk-off grand slam.

CLINCHING/ELIMINATION DATES

YEAR	DATE	GP		ELIMINATED BY	H/A	TOR-OPP	WINNER	GBL
1977	Aug. 30	129	a	Did not play	–	–	New York	33.0
1978	Aug. 29	133	b	Texas	A	4-1	New York	30.5
1979	Aug. 19	123		California	A	2-4	Baltimore	41.0
1980	Sept. 7	137	c	Chicago	H	7-6	New York	27.0
+1981	May 17	34	d	Cleveland	A	0-1	New York	10.0
	Sept. 22	39		Oakland	H	2-4	Milwaukee	5.5
1982	Sept. 14	143	e	Did not play	–	–	Milwaukee	19.0
1983	Sept. 21	153		Seattle	H	4-3	Baltimore	11.0
1984	Sept. 18	151		Boston	H	10-3	Detroit	13.0
1985	Oct. 5	160		New York	H	5-1	Toronto	+2.0
1986	Sept. 28	156		Boston	A	3-12	Boston	9.0
1987	Oct. 4	162		Detroit	A	0-1	Detroit	2.0
1988	Sept. 25	156		Cleveland	A	3-4	Boston	7.5
1989	Sept. 30	161		Baltimore	H	4-3	Toronto	+2.0
1990	Oct. 3	162		Baltimore	A	2-3	Boston	2.0
1991	Oct. 2	159		California	H	6-5	Toronto	+7.0
1992	Oct. 3	161		Detroit	H	3-1	Toronto	+3.0
1993	Sept. 27	156		Milwaukee	A	2-0	Toronto	+6.5
1994	SEASON ENDED DUE TO PLAYER STRIKE							
1995	Sept. 3	118		Chicago	A	5-6	Boston (AL East)	24.5
	Sept. 15	130		Milwaukee	H	5-1	Seattle (Wild Card)	16.0
1996	Sept. 13	147		New York	H	1-4	New York (AL East)	16.5
	Sept. 15	149	f	New York	H	3-1	Baltimore (Wild Card)	14.0
1997	Sept. 9	144	c	Anaheim	H	2-0	Baltimore (AL East)	20.0
	Sept. 15	150		Seattle	A	3-7	New York (Wild Card)	15.0
1998	Aug. 28	136	d	New York	H	7-6	New York (AL East)	29.0
	Sept. 24	160	e	Boston	H	6-3	Boston (Wild Card)	4.0
1999	Sept. 19	150		Chicago	H	2-3	New York (AL East)	13.5
	Sept. 24	154		Cleveland	H	4-18	Boston (Wild Card)	9.5
2000	Sept. 27	158	f	Oakland	A	4-0	Seattle (Wild Card)	8.0
	Sept. 28	159		Baltimore	A	1-23	New York (AL East)	4.5
2001	Sept. 20	146		Baltimore	H	6-12	Oakland (Wild Card)	22.0
	Sept. 21	147		Tampa Bay	H	4-7	New York (AL East)	16.0
2002	Sept. 3	138		Chicago	H	4-5	New York (AL East)	25.5
	Sept. 4	139	g	Chicago	H	6-2	Anaheim (Wild Card)	25.5
2003	Sept. 13	148	h	Baltimore	H	6-1	New York (AL East)	16.0
	Sept. 21	155	i	Baltimore	A	7-4	Boston (Wild Card)	10.0
2004	Sept. 4	136		Oakland	H	5-9	New York (AL East)	27.5
	Sept. 7	138		Anaheim	A	2-5	Boston (Wild Card)	26.5
2005	Sept. 20	150	j	Baltimore	H	6-4	New York (AL East)	15.0
							Boston (Wild Card)	15.0
2006	Sept. 19	151		New York	H	3-6	New York (AL East)	13.0
	Sept. 22	153		Boston	H	1-7	Detroit (Wild Card)	8.0
2007	Sept. 14	147	k	Baltimore	H	2-6	Boston (AL East)	13.0
	Sept. 19	152		New York	H	6-1	New York (Wild Card)	11.0
2008	Sept. 19	154		Boston	H	3-4	Tampa Bay (AL East)	11.0
	Sept. 21	157		Boston	H	0-3	Boston (Wild Card)	9.0
2009	Sept. 7	137		Minnesota	H	3-6	New York (AL East)	28.0
	Sept. 14	144		Detroit	A	5-6	Boston (Wild Card)	9.0
2010	Sept. 18	148	M	Baltimore	A	4-3	Tampa Bay (AL East)	11.0
	Sept. 19	149		Boston	A	0-6	New York (Wild Card)	10.0

a	New York defeated Seattle, 6-5, to eliminate Blue Jays
b	Boston (leader on Aug. 29) defeated Seattle, 10-5, to eliminate Blue Jays
c	New York defeated California, 4-1, to eliminate Blue Jays, 2nd game of DH
d	1st game of DH
+	Split-Season
e	Milwaukee defeated Detroit, 6-3, to eliminate Blue Jays
f	Baltimore defeated Detroit, 16-6, to eliminate Blue Jays
c	Baltimore defeated Cleveland, 9-3, to eliminate Blue Jays
d	New York defeated Seattle, 10-3, to eliminate Blue Jays
e	Boston defeated Baltimore, 9-6, to eliminate Blue Jays
f	Oakland defeated Anaheim, 9-7, to eliminate Blue Jays
g	Anaheim defeated Tampa Bay, 4-2, to eliminate Blue Jays
h	New York defeated Tampa Bay in Gm #1 of double header, 6-5, to eliminate Blue Jays.
i	Boston defeated Cleveland, 2-0, to eliminate Blue Jays.
j	Yankees defeated Orioles 12-9, to eliminate Blue Jays
k	Yankees defeated Orioles 2-1, to eliminate Blue Jays
M	Yankees defeated Orioles 11-3, to eliminate Blue Jays

ALL-TIME WON-LOST BREAKDOWN

Year	Home	Road	Day	Night	vs East	vs Cent	vs West	vs NL	1-Run	Extra Inn's	DH's W-L-S
1977	25-55	29-52	27-39	27-68	31-58	–	23-49	–	17-27	4-11	1-7-8
1978	37-44	22-58	20-42	39-60	28-61	–	31-41	–	23-30	7-8	3-8-6
1979	32-49	21-60	21-44	32-65	22-56	–	31-53	–	19-28	2-10	0-3-7
1980	35-46	32-49	29-27	38-68	28-50	–	39-45	–	23-21	10-8	5-1-4
1981	17-36	20-33	16-27	21-42	15-27	–	22-42	–	10-17	1-8	0-5-0
1982	44-37	34-47	30-28	48-56	33-45	–	45-39	–	28-30	10-5	3-3-2
1983	48-33	41-40	35-23	54-50	39-39	–	50-34	–	25-20	11-6	1-1-4
1984	49-32	40-41	32-27	57-46	37-41	–	52-32	–	34-25	6-12	2-4-1
1985	54-26	45-36	34-24	65-38	44-33	–	55-29	–	26-21	12-5	2-0-1
1986	42-39	44-37	30-30	56-46	42-36	–	44-40	–	22-25	10-13	1-2-1
1987	52-29	44-37	29-28	67-38	44-34	–	52-32	–	27-24	10-7	0-1-0
1988	45-36	42-39	24-30	63-45	47-31	–	40-44	–	21-17	6-6	0-0-0
1989	46-35	43-38	22-29	67-44	46-32	–	43-41	–	25-22	13-4	1-0-0
1990	44-37	42-39	26-24	60-52	42-36	–	44-40	–	24-27	4-8	0-0-0
1991	46-35	45-36	28-24	63-47	46-32	–	45-39	–	28-20	8-10	0-0-0
1992	53-28	43-38	32-22	64-44	45-33	–	51-33	–	28-20	7-2	0-0-2
1993	48-33	47-34	38-16	57-51	50-28	–	45-39	–	23-22	6-3	0-0-0
1994	33-26	22-34	21-15	34-45	13-22	24-25	18-13	–	13-15	3-6	0-0-1
1995	29-43	27-45	23-27	33-61	18-34	22-31	16-23	–	16-23	5-13	0-0-2
1996	35-46	39-42	25-31	49-57	22-30	30-32	22-26	–	19-22	7-10	0-0-0
1997	42-39	34-47	23-34	53-52	23-25	29-26	20-24	4-11	29-30	5-9	0-1-1
1998	51-30	37-44	35-14	53-60	27-21	28-26	24-20	9-7	28-17	8-8	0-1-0
1999	40-41	44-37	26-26	58-52	24-25	34-20	17-24	9-9	26-18	6-3	0-0-0
2000	45-36	38-43	28-28	55-51	28-21	28-25	18-24	9-9	21-19	2-6	0-0-0
2001	40-42	40-40	25-32	55-50	37-39	19-13	16-20	8-10	28-21	10-6	1-0-0
2002	42-39	36-45	33-25	45-59	41-35	16-16	12-24	9-9	23-21	4-8	0-0-0
2003	41-40	45-36	30-23	56-53	37-39	22-14	17-15	10-8	14-23	4-4	0-0-0
2004	40-41	27-53	25-31	42-63	29-46	13-19	17-19	8-10	17-22	4-7	0-1-1
2005	43-38	37-44	22-35	58-47	38-36	15-19	19-17	8-10	16-31	4-6	0-0-0
2006	50-31	37-44	30-26	57-49	43-31	18-17	17-18	9-9	20-10	7-1	0-0-0
2007	49-32	34-47	28-25	55-54	36-36	19-18	18-17	10-8	29-25	8-9	0-0-0
2008	47-34	39-42	32-18	54-58	37-35	24-12	17-19	8-10	24-32	6-9	0-0-0
2009	44-37	31-50	31-29	44-58	22-46	23-15	19-15	7-11	21-28	7-13	0-1-0
2010	45-33	40-44	33-29	52-48	39-33	22-19	17-14	7-11	24-28	4-6	0-0-1

STANDING BY MONTH

Year	May 1st (GB)	June 1st (GB)	July 1st (GB)	Aug. 1st (GB)	Sept. 1st (GB)
1977	5 (–3.0)	7 (–9.0)	7 (–13.5)	7 (–23.0)	7 (–32.5)
1978	7 (–6.5)	7 (–16.0)	7 (–25.5)	7 (–27.0)	7 (–30.5)
1979	6 (–7.0)	7 (–19.0)	7 (–30.5)	7 (–39.5)	7 (–45.0)
1980	1 (+1.0)	3 (–5.5)	7 (–14.0)	7 (–18.5)	7 (–24.0)
*1981	7 (–5.0)	7 (–14.0)	—	—	6 (–3.0)
1982	5 (–5.0)	7 (–9.0)	7 (–11.0)	7 (–10.0)	7 (–17.5)
1983	6 (–2.0)	1 (+0.5)	1 (+2.0)	4 (–2.5)	5 (–7.5)
1984	2 (–6.0)	2 (–5.5)	2 (–10.0)	2 (–12.0)	2 (–9.5)
1985	1 (+0.5)	1 (+4.0)	1 (+3.5)	1 (+7.5)	1 (+5.0)
1986	7 (–5.0)	7 (–10.0)	5 (–10.5)	4 (–5.5)	2 (–3.5)
1987	3 (5.5)	2 (–2.0)	2 (–2.0)	2 (–2.5)	2 (–1.0)
1988	6 (–7.0)	6 (–12.0)	T5 (–9.0)	6 (–11.5)	5 (–10.5)
1989	7 (–3.5)	7 (–7.5)	4 (–7.0)	2 (–3.0)	T1
1990	3 (–1.5)	1 (+0.5)	2 (–3.5)	T1	2 (–6.5)
1991	2 (–0.5)	T1	1 (+4.5)	1 (+6.0)	1 (+3.5)
1992	1 (+2.0)	1 (+1.0)	1 (+1.0)	1 (+4.5)	1 (+1.5)
1993	4 (–2.5)	T2 (–2.5)	1 (+2.0)	T1	1 (+1.5)
1994	4 (–3.0)	4 (–10.0)	5 (–15.5)	4 (–15.5)	—
1995	3 (–0.5)	3 (–6.5)	5 (–10.0)	5 (–10.0)	4 (–21.5)
1996	3 (–3.0)	3 (–6.5)	3 (–11.5)	3 (–15.0)	4 (–13.5)
1997	4 (–5.0)	3 (–10.0)	3 (–13.5)	3 (–17.0)	4 (–21.0)
1998	5 (–8.5)	3 (–11.5)	3 (–17.5)	4 (–25.5)	3 (–28.0)
1999	2 (–2.5)	3 (–8.0)	3 (–9.5)	2 (–6.0)	3 (–12.5)
2000	4 (–4.5)	3 (–4.0)	1 (+3.0)	3 (–4.5)	3 (–5.5)
2001	T1	3 (–4.0)	T4 (–8.5)	3 (–15.5)	3 (–14.0)
2002	5 (–8.5)	4 (–18.0)	4 (–15.5)	4 (–20.5)	4 (–25.5)
2003	4 (–11.5)	3 (–2.0)	3 (–6.5)	3 (–13.0)	3 (–16.5)
2004	4 (–8.5)	4 (–9.0)	4 (–16.5)	5 (–21.0)	5 (–27.5)
2005	3 (–4.0)	3 (–3.5)	3 (–6.0)	3 (–6.0)	3 (–11.5)
2006	T2 (–1.0)	3 (–2.5)	3 (–4.0)	3 (–6.5)	3 (–11.5)
2007	2 (–3.5)	3 (–11.5)	2 (–10.5)	3 (–11.0)	3 (–11.5)
2008	5 (–5.5)	3 (–4.0)	5 (–10.0)	4 (–9.5)	4 (–14.5)
2009	1 (+1.0)	3 (–2.0)	4 (–7.0)	4 (–12.0)	4 (–24.5)
2010	3 (-5.5)	3 (-3.5)	4 (-8.0)	4 (-12.5)	4 (-13.0)

* Split-Season

BATTING

YEAR	AVG.	G	AB	R	H	TB	2B	3B	HR T- H -A	RBI	BB	SO	SH-SF	HP	SB-CS	LOB	SLG	OBP
1977	.252	161	5418	605	1367	2099	230	41	100- 45 -55	553	499	819	81-34	23	65-55	1094	.365	.316
1978	.250	161	5430	590	1358	1947	217	39	98- 50 -48	551	448	645	77-37	23	28-52	1075	.359	.308
1979	.251	162	5423	613	1362	1968	253	34	95- 50 -45	562	448	663	65-38	36	75-56	1064	.363	.311
1980	.251	162	5571	624	1398	2131	249	53	126- 56 -70	580	448	813	63-34	33	67-72	1083	.383	.309
1981	.226	106	3521	329	797	1163	137	23	61- 34 -27	314	284	556	44-18	20	66-57	658	.330	.286
1982	.262	162	5526	651	1447	2117	262	45	106- 62 -44	605	415	749	48-50	28	118-81	1071	.383	.314
1983	.277	162	5581	795	1546	2431	268	58	167- 101 -66	748	510	810	36-54	32	131-72	1106	.436	.338
1984	.273	163	5687	750	1555	2395	275	68	143- 59 -84	702	460	816	35-49	52	193-67	1177	.421	.331
1985	.269	161	5508	759	1482	2343	281	53	158- 75 -83	714	503	807	21-44	30	143-77	1067	.425	.331
1986	.269	163	5716	809	1540	2438	285	35	181- 87 -94	767	496	848	24-49	33	110-59	1099	.427	.329
1987	.269	162	5635	845	1514	2512	277	38	215- 101 -114	790	555	970	30-35	38	126-50	1126	.446	.336
1988	.268	162	5557	763	1491	2330	271	47	158- 78 -80	706	521	935	34-50	31	107-36	1105	.419	.332
1989	.260	162	5581	731	1449	2220	265	40	142- 64 -78	685	521	923	30-53	31	144-58	1102	.398	.323
1990	.265	162	5589	767	1479	2343	263	50	167- 93 -74	729	526	970	18-62	28	111-52	1113	.419	.328
1991	.257	162	5489	684	1412	2196	295	45	133- 75 -58	649	499	1043	56-65	58	148-53	1134	.400	.322
1992	.263	162	5536	780	1458	2292	265	40	163- 79 -84	737	561	933	26-54	47	129-39	1159	.414	.333
1993	.279	162	5579	847	1556	2434	317	42	159- 90 -69	796	588	861	46-54	52	170-49	1187	.436	.350
1994	.269	115	3962	566	1064	1679	210	30	115- 63 -52	534	387	691	30-44	38	79-26	820	.424	.336
1995	.260	144	5036	642	1309	2058	275	27	140- 67 -73	613	492	906	33-45	44	75-16	1079	.409	.328
1996	.259	162	5599	766	1451	2354	302	35	177- 87 -90	712	529	1105	38-37	92	116-38	1169	.420	.331
1997	.244	162	5473	654	1333	2131	275	41	147- 68 -79	627	487	1138	38-52	59	134-50	1113	.389	.310
1998	.266	163	5580	816	1482	2499	316	19	221- 112 -109	776	564	1132	43-49	87	184-81	1133	.448	.340
1999	.280	162	5642	883	1580	2581	337	14	212- 96 -116	856	578	1077	28-45	76	119-48	1177	.457	.352
2000	.275	162	5677	861	1562	2664	328	21	244- 134 -110	826	526	1026	29-34	60	89-34	1152	.469	.341
2001	.263	162	5663	767	1489	2433	287	36	195- 94 -101	728	470	1094	34-43	74	156-55	1124	.430	.325
2002	.261	162	5581	813	1457	2399	305	38	187- 102 -85	771	522	1142	17-57	53	71-18	1104	.430	.327
2003	.279	162	5661	894	1580	2573	357	33	190- 94 -96	853	546	1081	11-56	90	37-25	1175	.455	.349
2004	.260	161	5531	719	1438	2231	290	34	145- 80 -65	680	513	1083	20-42	71	58-31	1164	.403	.328
2005	.265	162	5581	775	1480	2273	307	39	136- 76 -60	735	486	955	21-56	89	72-35	1118	.407	.331
2006	.284	162	5596	809	1591	2590	348	27	199- 121 -78	778	514	906	16-52	63	65-33	1162	.463	.348
2007	.259	162	5536	753	1434	2321	344	24	165- 90 -75	719	533	1044	33-48	47	57-22	1112	.419	.327
2008	.264	162	5503	714	1453	2198	303	32	126- 69 -57	681	521	938	48-56	59	80-27	1155	.399	.331
2009	.266	162	5696	798	1516	2508	339	13	209- 104 -105	766	548	1028	24-49	45	73-23	1195	.440	.333
2010	.248	162	5495	755	1364	2496	319	21	257- 146 -111	732	471	1164	16-34	55	58-20	1017	.454	.312

PITCHING

YEAR	W-L	ERA	G	RE	CG	SHO	SV	IP	H	R	ER	HR	HB	BB	SO	WP
1977	54-107	4.57	161	187	40	3	20	1428	1538	822	726	152	20	623	771	62
1978	59-102	4.54	161	213	35	5	23	1429	1529	775	721	149	22	614	758	47
1979	53-109	4.82	162	195	44	7	11	1417	1537	862	759	165	40	594	613	64
1980	67-95	4.19	162	286	39	9	23	1466	1523	762	683	135	28	635	705	41
1981	37-69	3.81	106	189	20	4	18	953	908	466	404	72	36	377	451	41
1982	78-84	3.95	162	220	41	13	25	1444	1428	701	633	147	25	493	776	38
1983	89-73	4.12	162	257	43	8	32	1445	1434	726	662	145	42	517	835	25
1984	89-73	3.86	163	257	34	10	33	1464	1433	696	628	140	34	528	875	42
1985	99-62	3.31	161	316	18	9	47	1448	1312	588	529	147	26	484	823	36
1986	86-76	4.08	163	290	16	12	44	1476	1467	733	669	164	45	487	1002	38
1987	96-66	3.74	162	336	18	8	43	1454	1323	655	605	158	22	567	1064	56
1988	87-75	3.80	162	293	16	17	47	1449	1404	680	611	143	59	528	904	48
1989	89-73	3.58	162	293	12	12	38	1467	1408	651	584	99	45	478	849	58
1990	86-76	3.84	162	317	6	9	48	1454	1434	661	620	143	37	445	892	43
1991	91-71	3.50	162	346	10	16	60	1462	1301	622	569	121	43	523	971	55
1992	96-66	3.91	162	284	18	14	49	1441	1346	682	626	124	45	541	954	66
1993	95-67	4.21	162	344	11	11	50	1441	1441	742	674	134	32	620	1023	83
1994	55-60	4.70	115	221	13	4	26	1025	1053	579	535	127	32	482	832	54
1995	56-88	4.88	144	265	16	8	22	1293	1336	777	701	145	51	654	894	73
1996	74-88	4.57	162	303	19	7	35	1446	1476	809	734	187	36	610	1033	61
1997	76-86	3.92	162	336	19	16	34	1443	1453	694	628	167	39	497	1150	54
1998	88-74	4.28	163	384	10	11	47	1465	1443	768	697	169	45	587	1154	34
1999	84-78	4.92	162	377	14	9	39	1439	1582	862	787	191	53	575	1009	55
2000	83-79	5.14	162	388	15	4	37	1437	1615	908	821	195	64	560	978	37
2001	80-82	4.28	162	471	7	10	41	1463	1553	753	696	165	76	490	1041	33
2002	78-84	4.80	162	461	6	6	41	1438	1504	828	767	177	71	590	991	57
2003	86-76	4.69	162	443	14	6	36	1435	1560	826	748	184	57	485	984	56
2004	67-94	4.91	161	431	6	11	37	1421	1505	823	775	181	58	608	956	60
2005	80-82	4.06	162	432	9	8	35	1447	1475	705	653	185	68	444	958	39
2006	87-75	4.37	162	482	6	6	42	1428	1447	754	694	185	59	504	1076	53
2007	83-79	4.00	162	421	11	9	44	1448	1383	699	644	157	55	479	1067	42
2008	86-76	3.49	162	421	15	13	44	1446	1330	610	561	134	67	467	1184	51
2009	75-87	4.47	162	445	10	10	25	1451	1509	771	720	181	58	551	1181	43
2010	85-77	4.22	162	455	5	11	45	1441	1407	728	676	150	60	539	1184	69

FIELDING

YEAR	PCT	PO	A	E	TC	DP	TP	PB	RANK
1977	.974	4285	1798	164	6247	133	0	7	13
1978	.979	4288	1763	128	6179	163	1	16	5
1979	.975	4251	1878	158	6287	186	2	8	12
1980	.979	4398	1939	133	6470	206	0	8	3
1981	.975	2860	1164	105	4129	102	0	4	14
1982	.978	4331	1768	136	6235	146	0	7	11
1983	.981	4336	1637	115	6088	148	0	7	3
1984	.980	4392	1669	123	6184	166	0	9	4
1985	.980	4344	1729	125	6198	164	0	3	7
1986	.984	4428	1682	100	6210	150	0	9	1
1987	.982	4362	1700	111	6173	148	0	13	4
1988	.982	4347	1737	110	6194	170	0	12	4
1989	.980	4401	1864	127	6392	164	0	16	6
1990	.986	4362	1720	86	6168	144	0	14	1
1991	.980	4388	1686	127	6201	115	0	21	10
1992	.985	4322	1592	93	6007	109	0	15	4
1993	.982	4324	1583	107	6014	144	0	6	6
1994	.981	3075	1058	81	4214	105	0	14	9
1995	.982	3787	1399	97	5374	131	0	31	7
1996	.982	4337	1608	110	6055	187	0	16	8
1997	.984	4328	1536	94	5958	150	0	11	3
1998	.979	4395	1532	125	6052	131	0	9	11
1999	.983	4317	1664	106	6087	165	0	13	5
2000	.984	4312	1679	100	6091	176	0	11	3
2001	.985	4388	1831	97	6316	184	0	16	2
2002	.982	4315	1613	107	6035	159	0	18	9
2003	.981	4305	1742	117	6164	161	0	10	12
2004	.985	4263	1631	91	5985	150	0	11	3
2005	.985	4341	1757	95	6193	154	0	6	5
2006	.984	4285	1712	99	6096	157	0	15	8
2007	.984	4346	1853	102	6301	160	0	6	8
2008	.986	4340	1699	84	6123	137	0	6	1
2009	.988	4353	1740	76	6169	168	0	13	1
2010	.985	4322	1691	92	6105	172	0	10	4

Blue Jay players posing at the Oakridge Centre Mall in Vancouver during the 2011 Winter Tour

DESIGNATED HITTING

YEAR	AVG	AB	R	H	2B	3B	HR	RBI	SH-SF	HP	BB	SO	SB-CS	SLG	RANK
1977	.269	583	75	157	27	2	22	87	9-8	4	76	108	4-4	.436	5
1978	.250	621	75	155	25	0	25	96	1-8	1	52	83	2-3	.411	10
1979	.260	599	71	156	37	1	18	82	1-6	1	66	74	3-2	.416	8
1980	.229	599	73	137	21	4	22	84	1-5	1	75	129	1-0	.387	14
1981	.212	363	45	77	14	2	13	36	3-2	4	64	75	3-6	.369	13
1982	.238	596	52	142	18	3	8	56	1-8	0	60	91	7-16	.319	14
1983	.250	604	86	151	29	3	34	113	1-6	5	81	101	0-2	.477	12
1984	.270	612	91	165	32	1	27	93	0-4	5	79	121	4-4	.458	4
1985	.247	600	77	148	22	5	13	78	0-8	1	61	85	5-5	.365	6
1986	.242	616	86	149	26	3	20	83	0-2	5	67	119	2-4	.391	10
1987	.258	592	101	153	32	3	38	97	0-3	5	83	160	3-3	.515	7
1988	.288	612	90	176	33	3	25	95	3-5	1	81	126	3-1	.474	1
1989	.216	589	67	127	23	4	8	55	0-4	6	69	105	10-0	.309	14
1990	.220	604	65	133	28	4	14	68	1-11	3	69	132	4-4	.349	13
1991	.252	583	70	147	32	6	5	56	4-5	2	80	104	7-5	.353	7
1992	.267	619	95	165	32	2	29	112	1-5	6	78	101	2-3	.465	6
1993	.308	639	116	197	36	4	20	101	1-10	4	80	77	20-4	.471	1
1994	.333	457	84	152	30	3	14	75	0-4	1	53	53	17-0	.530	1
1995	.262	584	68	153	35	2	16	69	4-8	7	65	75	15-0	.411	9
1996	.260	628	95	163	28	4	32	109	0-9	9	72	161	5-0	.470	10
1997	.237	598	70	142	25	3	25	95	0-3	8	47	129	7-5	.415	13
1998	.228	597	94	136	22	0	43	101	1-6	8	68	170	14-13	.481	14
1999	.250	608	80	152	27	0	24	81	3-4	6	46	129	0-1	.413	14
2000	.285	606	92	173	33	1	39	120	0-6	6	38	93	3-2	.536	5
2001	.271	601	81	163	35	2	22	95	0-8	7	43	100	4-2	.446	5
2002	.266	595	93	158	42	1	20	84	1-3	7	55	140	2-1	.440	6
2003	.264	588	88	155	30	1	26	85	0-3	15	61	146	1-6	.451	7
2004	.230	574	76	132	23	3	18	69	2-1	12	59	143	1-2	.375	13
2005	.270	570	86	154	45	4	13	69	3-4	17	52	113	2-4	.432	4
2006	.291	594	67	173	47	5	17	71	0-7	5	40	102	2-1	.473	3
2007	.281	562	79	158	33	0	28	101	2-5	7	82	101	1-1	.489	3
2008	.247	579	73	143	24	3	23	94	2-2	7	61	135	2-2	.418	8
2009	.274	592	98	162	38	0	33	93	1-4	5	59	119	3-2	.505	3
2010	.237	599	66	142	34	4	22	68	0-3	4	43	153	6-1	.417	12

Edwin Encarnacion — Was named AL Player of the Week for the last week of the 2010 regular season after batting .400 (8-20) with 5-HR and 11-RBI

PINCH HITTING

YEAR	AVG	AB	R	H	2B	3B	HR	RBI	SH-SF	HP	BB	SO	OBP	SLG
1977	.280	93	10	26	2	1	5	23	1-2	0	11	17	.349	.484
1978	.236	123	11	29	4	0	2	18	0-1	2	15	22	.326	.317
1979	.231	52	5	12	3	0	4	14	0-0	0	11	12	.365	.519
1980	.280	100	10	28	4	0	3	15	0-0	1	14	15	.374	.410
1981	.234	77	4	18	3	0	1	15	0-0	0	11	19	.330	.312
1982	.271	262	24	71	14	0	4	53	1-3	1	39	48	.364	.370
1983	.290	200	26	58	8	0	5	42	0-5	1	28	36	.372	.405
1984	.284	215	29	61	10	2	6	39	1-4	1	30	51	.368	.433
1985	.222	167	18	37	4	1	4	29	3-4	1	19	31	.319	.329
1986	.277	155	19	43	8	1	4	32	0-4	0	21	26	.356	.419
1987	.234	167	—	39	6	1	3	28	1-3	1	33	37	.358	.335
1988	.202	129	14	26	3	1	2	18	0-0	1	22	31	.322	.287
1989	.264	121	14	32	10	0	3	13	4-0	0	17	24	.355	.421
1990	.216	97	4	21	2	1	0	14	0-0	1	11	22	.303	.258
1991	.236	123	13	29	5	0	1	21	1-5	0	19	29	.327	.301
1992	.273	55	8	15	5	0	0	9	0-0	0	7	10	.355	.364
1993	.185	27	1	5	0	0	1	5	0-0	1	2	7	.267	.296
1994	.125	32	4	4	0	1	1	4	2-0	0	5	8	.243	.281
1995	.192	73	6	14	3	0	1	8	1-1	3	6	23	.277	.274
1996	.204	113	15	23	4	0	2	12	1-0	0	12	37	.280	.292
1997	.127	63	8	8	2	1	1	8	0-1	0	6	25	.200	.238
1998	.204	54	4	11	3	0	1	5	0-2	1	3	21	.250	.315
1999	.238	84	9	20	4	0	4	13	1-2	0	5	23	.275	.429
2000	.333	51	6	17	3	0	0	8	1-1	0	6	7	.397	.392
2001	.268	112	11	30	6	1	2	17	0-2	2	11	18	.339	.393
2002	.197	76	10	15	1	0	4	11	0-0	0	6	29	.256	.368
2003	.231	108	12	25	5	1	0	20	1-2	2	12	32	.315	.296
2004	.224	85	9	19	2	0	4	11	0-0	0	16	22	.347	.388
2005	.303	122	15	37	8	0	3	22	0-2	2	19	23	.400	.443
2006	.240	104	10	25	4	1	2	19	0-2	0	6	24	.277	.356
2007	.226	115	14	26	4	2	4	26	1-2	2	18	28	.336	.400
2008	.338	77	12	26	4	0	2	18	1-0	0	11	15	.420	.468
2009	.289	45	4	13	2	0	2	5	0-0	0	3	18	.333	.467
2010	.105	38	2	4	1	0	1	2	0-0	0	2	18	.150	.211

Adam Lind — Hit 20+ home runs for the 2nd consecutive season (58 total)

BATTING LEADERS

*** League Leader** **#Based on 250 AB's** **Bold = Club Record**

Year	AVG. (350 AB's)		AB		R		H		2B	
1977	R. Howell	.316	B. Bailor	496	B. Bailor	62	B. Bailor	154	R. Fairly	24
1978	R. Carty	.284	B. Bailor	621	B. Bailor	74	B. Bailor	164	B. Bailor	29
1979	A. Griffin	.287	A. Griffin	624	A. Griffin	81	A. Griffin	179	R. Bosetti	35
1980	Al Woods	.300	A. Griffin	653	A. Griffin	63	A. Griffin	166	D. Garcia	30
1981	D. Garcia	.252#	A. Griffin	388	L. Moseby	36	L. Moseby	88	A. Griffin	19
1982	D. Garcia	.310	D. Garcia	597	D. Garcia	89	D. Garcia	185	D. Garcia	32
1983	B. Bonnell	.318	W. Upshaw	579	L. Moseby	104	W. Upshaw	177	R. Mulliniks	34
1984	D. Collins	.308	D. Garcia	633	L. Moseby	97	D. Garcia	180	G. Bell	39
1985	R. Mulliniks	.295	G. Bell	607	J. Barfield	94	D. Garcia	169	J. Barfield	34
1986	T. Fernandez	.310	**T. Fernandez**	687	J. Barfield	107	T. Fernandez	213	G. Bell	38
1987	T. Fernandez	.322	G. Bell	610	G. Bell	111	G. Bell	188	G. Bell	32
1988	M. Lee	.291	T. Fernandez	648	F. McGriff	100	T. Fernandez	186	T. Fernandez	41
1989	G. Bell	.297	G. Bell	613	F. McGriff	98	G. Bell	182	G. Bell	41
1990	F. McGriff	.300	T. Fernandez	635	K. Gruber	92	T. Fernandez	175	K. Gruber	36
									M. Wilson	36
1991	R. Alomar	.295	D. White	642	D. White	110	R. Alomar	188	J. Carter	42
1992	R. Alomar	.310	D. White	641	R. Alomar	105	R. Alomar	177	D. Winfield	32
1993	**J. Olerud**	.363*	P. Molitor	636	P. Molitor	121	P. Molitor	211*	J. Olerud	54*
1994	P. Molitor	.341	P. Molitor	454	P. Molitor	86	P. Molitor	155	P. Molitor	30
1995	R. Alomar	.300	J. Carter	558	E. Sprague	77	R. Alomar	155	J. Olerud	32
1996	O. Nixon	.286	J. Carter	625	E. Sprague	88	J. Carter	158	J. Carter	35
									E. Sprague	35
1997	S. Green	.287	J. Carter	612	C. Delgado	79	J. Carter	143	C. Delgado	42
1998	T. Fernandez	.321	S. Green	630	S. Green	106	S. Green	175	C. Delgado	43
1999	T. Fernandez	.328	S. Green	614	**S. Green**	134	S. Green	190	S. Green	45*
2000	C. Delgado	.344	T. Batista	620	C. Delgado	115	C. Delgado	196	**C. Delgado**	57*
2001	S. Stewart	.316	S. Stewart	640	S. Stewart	103	S. Stewart	202	S. Stewart	44
2002	S. Stewart	.303	V. Wells	608	C. Delgado	103	S. Stewart	175	E. Hinske	38
					S. Stewart	103			S. Stewart	38
2003	V. Wells	.317	V. Wells	678	V. Wells	118	**V. Wells**	215*	V. Wells	49*
2004	A. Rios	.286	E. Hinske	570	V. Wells	82	V. Wells	146	V. Wells	34
2005	F. Catalanotto	.301	V. Wells	620	S. Hillenbrand	91	S. Hillenbrand	173	S. Hillenbrand	36
2006	R. Jonhson	.319	V. Wells	611	T. Glaus	105	V. Wells	185	L. Overbay	46
2007	A. Rios	.297	A. Rios	643	A. Rios	114	A. Rios	191	A. Hill	47
2008	V. Wells	.300	A. Rios	635	A. Rios	91	A. Rios	185	A. Rios	47
2009	A. Lind	.305	A. Hill	682	A. Hill	103	A. Hill	195	A. Lind	46
2010	J. Buck	.281	V. Wells	590	J. Bautista	109	V. Wells	161	V. Wells	44

CONSECUTIVE GAMES WITH AT LEAST 1 RBI

(Minimum 7 games)

PLAYER	GAMES	RBI	DATES
Willie Upshaw	8	15	September 11-20, 1983
Carlos Delgado	8	11	April 16-23, 2000
Carlos Delgado	8	17	June 4-12, 2003
Matt Stairs	8	13	Aug. 28-Sept. 8, 2007
Roberto Alomar	7	10	April 19-25, 1992
Devon White	7	9	May 9-15, 1995
Carlos Delgado	7	16	June 4-11, 2000
Jose Cruz Jr.	7	13	Sept. 29-Oct. 5 (G2), 2001
Jose Bautista	7	13	Sept. 25-Oct 2, 2009

Year	3B		HR		RBI		BB		SO	
1977	S. Staggs	6	R. Fairly	19	R. Fairly	64	O. Velez	65	O. Velez	87
					D. Ault	64				
1978	D. McKay	8	J. Mayberry	22	J. Mayberry	70	J. Mayberry	61	D. McKay	90
1979	A. Griffin	10	J. Mayberry	21	J. Mayberry	74	J. Mayberry	69	R. Howell	91
1980	A. Griffin	15*	J. Mayberry	30	J. Mayberry	82	J. Mayberry	77	R. Howell	92
1981	A. Griffin	6	J. Mayberry	17	J. Mayberry	43	O. Velez	55	L. Moseby	86
					L. Moseby	43				
1982	L. Moseby	9	W. Upshaw	21	W. Upshaw	75	W. Upshaw	52	L. Moseby	106
1983	A. Griffin	9	J. Barfield	27	W. Upshaw	104	C. Johnson	67	J. Barfield	110
			W. Upshaw	27						
1984	D. Collins	15*	G. Bell	26	L. Moseby	92	L. Moseby	78	L. Moseby	122
	L. Moseby	15*								
1985	T. Fernandez	10	G. Bell	28	G. Bell	95	L. Moseby	76	J. Barfield	143
1986	T. Feranadez	9	J. Barfield	40*	J. Barfield	108	W. Upshaw	78	J. Barfield	146
					G. Bell	108				
1987	T. Fernandez	8	G. Bell	47	G. Bell	134*	L. Moseby	70	J. Barfield	141
1988	L. Moseby	7	F. McGriff	34	G. Bell	97	F. McGriff	79	F. McGriff	149
1989	T. Fernandez	9	F. McGriff	36	G. Bell	104	F. McGriff	119	F. McGriff	132
1990	**T. Fernandez**	**17***	F. McGriff	35	K. Gruber	118	F. McGriff	94	F. McGriff	108
1991	R. Alomar	11	J. Carter	33	J. Carter	108	J. Olerud	68	D. White	135
1992	R. Alomar	8	J. Carter	34	J. Carter	119	R. Alomar	87	D. White	133
1993	T. Fernandez	9	J. Carter	33	J. Carter	121	J. Olerud	114	D. White	127
1994	D. White	6	J. Carter	27	J. Carter	103	J. Olerud	61	D. White	95
1995	R. Alomar	7	J. Carter	25	J. Carter	76	J. Olerud	84	A. Gonzalez	114
1996	J. Carter	7	E. Sprague	36	J. Carter	107	O. Nixon	71	E. Sprague	146
1997	S. Stewart	7	C. Delgado	30	J. Carter	102	C. Delgado	64	C. Delgado	133
1998	S. Green	4	J. Canseco	46	C. Delgado	115	C. Delgado	73	**J. Canseco**	**159***
1999	H. Bush	4	C. Delgado	44	C. Delgado	134	C. Delgado	86	C. Delgado	141
2000	J. Cruz	5	T. Batista	41	C. Delgado	137	**C. Delgado**	**123**	J. Cruz	129
	S. Stewart	5	C. Delgado	41						
2001	S. Stewart	7	C. Delgado	39	C. Delgado	102	C. Delgado	111	A. Gonzalez	149
2002	S. Stewart	6	C. Delgado	33	C. Delgado	108	C. Delgado	102	E. Hinske	138
2003	F. Catalanotto	6	C. Delgado	42	**C. Delgado**	**145***	C. Delgado	109	C. Delgado	137
	O. Hudson	6								
2004	O. Hudson	7	C. Delgado	32	C. Delgado	99	C. Delgado	69	C. Delgado	115
	A. Rios	7								
2005	R. Johnson	6	V. Wells	28	V. Wells	97	G. Zaun	73	E. Hinske	121
	A. Rios	6								
2006	A. Rios	6	T. Glaus	38	V. Wells	106	T. Glaus	86	T. Glaus	134
2007	A. Rios	7	F. Thomas	26	F. Thomas	95	F. Thomas	81	A. Rios	103
2008	A. Rios	8	V. Wells	20	A. Rios	79	L. Overbay	74	L. Overbay	116
2009	J. Bautista	3	A. Hill	36	A. Lind	114	M. Scutaro	90	A. Lind	110
	V. Wells	3								
2010	F .lewis	5	**J. Bautista**	**54***	J. Bautista	124	J. Bautista	100	A. Lind	144

FEWEST GAMES TO 500 RBI AS A BLUE JAY

Joe Carter	663 games
Carlos Delgado	714 games
George Bell	809 games
Vernon Wells	813 games
Jesse Barfield	977 games

FEWEST GAMES TO 1,000 HITS IN BLUE JAY HISTORY

Shannon Stewart	819 games
Damaso Garcia	867 games
Vernon Wells	890 games
Tony Fernandez	894 games
George Bell	922 games
Joe Carter	982 games

Year	SLUGGING %		ON BASE %		SB		SH		SF	
1977	R. Fairly	.465	R. Howell	.386	B. Bailor	15	A. Ashby	10	O. Velez	6
1978	R. Carty	.481	R. Carty	.340	R. Bosetti	6	**L. Gomez**	**19**	J. Mayberry	7
1979	J. Mayberry	.461	J. Mayberry	.372	A. Griffin	21	A. Griffin	16	R. Bosetti	7
1980	O. Velez	.487	O. Velez	.365	A. Griffin	18	A. Griffin	10	A. Griffin	5
							L. Moseby	10	R. Howell	5
1981	J. Mayberry	.452#	O. Velez	.363#	D. Garcia	13	A. Woods	8	L. Moseby	4
1982	W. Upshaw	.443	B. Bonnell	.345	D. Garcia	54	A. Griffin	11	G. Iorg	7
1983	W. Upshaw	.515	L. Moseby	.376	D. Collins	31	A. Griffin	11	W. Upshaw	7
					D. Garcia	31				
1984	C. Johnson	.507	C. Johnson	.390	**D. Collins**	**60**	A. Griffin	13	B. Martinez	9
1985	J. Barfield	.536	R. Mulliniks	.383	L. Moseby	37	T. Fernandez	7	G. Bell	8
1986	J. Barfield	.559	J. Barfield	.368	L. Moseby	32	T. Fernandez	5	R. Leach	7
									L. Moseby	7
1987	G. Bell	.605	T. Fernandez	.379	L. Moseby	39	G. Iorg	6	G. Bell	9
1988	F. McGriff	.552	F. McGriff	.376	L. Moseby	31	K. Gruber	5	G. Bell	8
							N. Liriano	5		
1989	F. McGriff	.525	F. McGriff	.399	L. Moseby	24	N. Liriano	10	**G. Bell**	**14**
1990	F. McGriff	.530	F. McGriff	.400	T. Fernandez	26	M. Wilson	6	K. Gruber	13
1991	J. Carter	.503	R. Alomar	.354	R. Alomar	53	R. Alomar	16	J. Olerud	10
1992	J. Carter	.498	R. Alomar	.405	R. Alomar	49	M. Lee	8	J. Carter	13
1993	J. Olerud	.599	**J. Olerud**	**.473***	R. Alomar	55	P. Borders	7	J. Carter	10
1994	J. Carter	.524	P. Molitor	.410	P. Molitor	20	D. Schofield	8	J. Carter	13
1995	S. Green	.509	J. Olerud	.398	R. Alomar	30	A. Gonzalez	9	R. Alomar	7
									E. Sprague	7
1996	E. Sprague	.496	J. Olerud	.382	O. Nixon	54	D. Cedeno	7	C. Delgado	8
							A. Gonzalez	7		
							O. Nixon	7		
1997	C. Delgado	.528	O. Merced	.352	O. Nixon	47	A. Gonzalez	11	J. Carter	9
1998	C. Delgado	.592	T. Fernandez	.387	S. Stewart	51	A. Gonzalez	13	D. Fletcher	7
1999	S. Green	.588	T. Fernandez	.427	S. Stewart	37	H. Bush	8	C. Delgado	7
2000	**C. Delgado**	**.664**	C. Delgado	.470	R. Mondesi	22	A. Gonzalez	16*	B. Fullmer	6
2001	C. Delgado	.540	C. Delgado	.408	J. Cruz Jr.	32	A. Gonzalez	7	A. Gonzalez	10
2002	C. Delgado	.549	C. Delgado	.406	S. Stewart	14	D. Berg	4	C. Delgado	8
									V. Wells	8
									C. Woodward	8
2003	C. Delgado	.593	C. Delgado	.426	E. Hinske	12	K. Cash	5	S. Stewart	8
									V. Wells	8
2004	C. Delgado	.535	C. Delgado	.372	A. Rios	15	H. Clark	3	C. Delgado	11
							C. Gomez	3		
							D. Hudson	3		
							R. Johnson	3		
2005	V. Wells	.463	F. Catalanotto	.367	A. Rios	14	F. Catalannoto	4	R. Adams	8
							K. Huckaby	4	V. Wells	8
2006	V. Wells	.542	R. Johnson	.390	V. Wells	17	J. McDonald	6	A. Rios	10
2007	M. Stairs	.549	F. Thomas	.377	A. Rios	17	J. McDonald	12	A. Rios	7
2008	V. Wells	.496	L. Overbay	.358	A. Rios	32	D. Eckstein	9	M. Scutaro	7
2009	A. Lind	.562	M. Scutaro	.379	A. Rios	19	J. Bautista	6	R. Barajas	7
									M. Scutaro	7
									V. Wells	7
2010	J. Bautista	.617	J. Bautista	.378	F. Lewis	17	Y. Escobar	7	J. Buck	6

Jose Bautista sitting with former Blue Jay, George Bell. Bautista broke Bell's Club home run record with 54 hit in 2010

Year	IBB		Pinch-Hits	
1977	R. Fairly	11	Sam Ewing	10
1978	R. Carty	5	Otto Velez	8
1979	J. Mayberry	7	Otto Velez	5
1980	J. Mayberry	9	Steve Braun	9
1981	A. Woods	5	Willie Upshaw	4
1982	W. Upshaw	8	Wayne Nordhagen	11
1983	C. Johnson	8	Rance Mulliniks	10
	W. Upshaw	8		
1984	W. Upshaw	14	Cliff Johnson	11
1985	E. Whitt	9	Rance Mulliniks	9
1986	J. Barfield	5	Garth Iorg	10
			Rick Leach	10
1987	G. Bell	7	Rance Mulliniks	8
1988	J. Barfield	6	Rance Mulliniks	6
	L. Moseby	6		
1989	F. McGriff	12	Bob Brenly	6
1990	F. McGriff	12	Rance Mulliniks	8
1991	J. Carter	12	Pat Tabler	9
1992	J. Olerud	11	John Olerud	4
1993	**J. Olerud**	**33**	Turner Ward	2
1994	J. Olerud	12	Michael Huff	3
1995	J. Olerud	10	Michael Huff	4
1996	J. Olerud	6	Robert Perez	5
1997	C. Delgado	9	Carlos Delgado	4
1998	C. Delgado	13	Felipe Crespo	2
			Darrin Fletcher	2
			Juan Samuel	2
1999	T. Fernandez	11	Willie Greene	6
2000	C. Delgado	18	Darrin Fletcher	4
			Todd Greene	4
2001	C. Delgado	22	**Tony Fernandez**	**16**
2002	C. Delgado	18	Darrin Fletcher	4
2003	C. Delgado	23	Tom Wilson	7
2004	C. Delgado	12	Chris Gomez	4
2005	E. Hinske	4	Russ Adams	5
			Orlando Hudson	5
2006	L. Overbay	7	Frank Catalanotto	5
2007	G. Zaun	8	Matt Stairs	7
2008	M. Stairs	9	Matt Stairs	5
2009	A. Lind	7	Rod Barajas	3
2010	L. Overbay	7	4 Players tied	1

Hitting Streaks	
Roy Howell (May 10-25)	15
Dave McKay (May 19-June 2)	16
Alfredo Griffin (Aug 28-Sept 12)	14
Alfredo Griffin (Aug 13-Sept 1)	19
John Mayberry (May 31-June 18)	11
Damaso Garcia (May 29-June 9)	11
Damaso Garcia (Aug 4-21)	20
Damaso Garcia (June 21-July 16)	21*
Lloyd Moseby (July 27-Aug 16)	21*
Damaso Garcia (April 15-May 1)	14
Jesse Barfield (May 8-26)	16
Damaso Garcia (July 23-Aug 10)	16
Damaso Garcia (June 15-July 8)	8
Tony Fernandez (Aug 23-Sept 18)	18
Kelly Gruber (June 22-July 4)	12
George Bell (Aug 8-31)	22*
Tony Fernandez (Apr 10-25)	15
Kelly Gruber (Sept 10-25)	15
Roberto Alomar (May 24-June 9)	15
Dave Winfield (April 22-May 9)	17
John Olerud (May 26-June 22)	26*
Joe Carter (April 12-28)	15
Roberto Alomar (Aug 5-21)	19
Otis Nixon (June 4-July 6)	13
Carlos Delgado (Sept 11-28)	16
Carlos Delgado (May 21-June 9)	19
Shawn Green (June 29-July 31)	**28***
Carlos Delgado (June 4-29)	22
Jose Cruz Jr. (April 4-27)	19
Vernon Wells (June 7-26)	13
Shannon Stewart (May 24-June 6)	13
Mike Bordick (July 18-August 13)	20
Reed Johnson (August 30-September 23)	20
Vernon Wells (June 6-28)	20
Vernon Wells (May 8-26)	17
Aaron Hill (June 27-July 15)	13
Benjie Molina (May 23-June 20)	17
Aaron Hill (Sept. 14-end of season)	15
Frank Thomas (Aug. 20-Sept. 5)	15
Alex Rios (Aug. 30-Sept. 11)	12
Scott Rolen (June 8-July 8)	25
Adam Lind (July 1-22)	14
Vernon Wells (May 21-June 6)	14

LONGEST HITLESS STREAKS

(25 or more at-bats)

PLAYER	AB	DATE
Ed Sprague	35	May 21-May 31, 1994
Alex Gonzalez	33	August 28-September 8, 1996
Buck Martinez	32	April 29-May 26, 1985
Mike Stanley	30	April 22-May 3, 1998
Carlos Delgado	29	July 9-16, 1998
Tomas Perez	28	September 7-25, 1997
Russ Adams	28	September 11-18, 2005
Tony Batista	27	July 25-August 1, 2000
Troy Glaus	27	July 31-August 11, 2007
George Bell	26	May 8-14, 1986
Kelly Gruber	26	May 2-June 12, 1986
Kelly Gruber	26	August 17-27, 1990
Pat Tabler	26	September 6-October 6, 1991
Vernon Wells	26	September 9-16, 2002
Carlos Delgado	25	June 16-23, 1999
Raul Mondesi	25	April 21-29, 2000
Aaron Hill	25	May 30-June 5, 2009

PITCHING LEADERS

*** League Leader** **Bold = Club Record**

Year	W		L		ERA (MIN 162 INN)		G		GS	
1977	D. Lemanczyk	13	**J. Garvin**	**18**	J. Garvin	4.19	P. Vuckovich	53	J. Garvin	34
									D. Lemanczyk	34
1978	J. Clancy	10	J. Jefferson	16	J. Clancy	4.09	T. Murphy	50	J. Clancy	30
									J. Jefferson	30
									T. Underwood	30
1979	T. Underwood	9	**P. Huffman**	**18**	T. Underwood	3.69	T. Buskey	44	T. Underwood	32
1980	J. Clancy	13	J. Clancy	16	J. Clancy	3.30	J. Garvin	61	J. Clancy	34
1981	D. Stieb	11	L. Leal	13	D. Stieb	3.19	J. McLaughlin	40	D. Stieb	25
1982	D. Stieb	17	L. Leal	15	D. Stieb	3.25	D. Murray	56	**J. Clancy**	**40***
1983	D. Stieb	17	J. Gott	14	D. Stieb	3.04	J. McLaughlin	50	D. Stieb	36
1984	D. Alexander	17	J. Clancy	15	D. Stieb	2.83	J. Key	63	J. Clancy	36*
1985	D. Alexander	17	D. Stieb	13	D. Stieb	2.48*	G. Lavelle	69	D. Alexander	36
									D. Stieb	36
1986	J. Clancy	14	J. Clancy	14	J. Key	3.57	M. Eichhorn	69	J. Key	35
	J. Key	14								
	M. Eichhorn	14								
1987	J. Key	17	J. Clancy	11	J. Key	2.76*	**M. Eichhorn**	**89**	J. Clancy	37
1988	D. Stieb	16	J. Clancy	13	D. Stieb	3.04	D. Ward	64	M. Flanagan	34
			M. Flanagan	13						
1989	D. Stieb	17	J. Key	14	J. Cerutti	3.07	D. Ward	66	D. Stieb	33
									J. Key	33
1990	D. Stieb	18	T. Stottlemyre	17	D. Stieb	2.93	D. Ward	73	D. Stieb	33
									T. Stottlemyre	33
1991	J. Key	17	J. Key	12	J. Key	3.05	D. Ward	81	T. Stottlemyre	34
1992	J. Morris	21	J. Key	13	J. Guzman	2.64	D. Ward	79	J. Morris	34
1993	P. Hentgen	19	T. Stottlemyre	12	P. Hentgen	3.87	D. Ward	71	J. Guzman	33
			J. Morris	12						
1994	P. Hentgen	13	J. Guzman	11	P. Hentgen	3.40	T. Castillo	41	J. Guzman	25
1995	A. Leiter	11	J. Guzman	14	A. Leiter	3.64	T. Castillo	55	P. Hentgen	30
			P. Hentgen	14						
1996	P. Hentgen	20	E. Hanson	17	J. Guzman	2.93*	M. Timlin	59	E. Hanson	35
									P. Hentgen	35
1997	R. Clemens	21*	W. Williams	14	**R. Clemens**	**2.05***	P. Quantrill	77	P. Hentgen	35
1998	R. Clemens	20*	J. Guzman	12	R. Clemens	2.65*	P. Quantrill	82	R. Clemens	33
1999	D. Wells	17	P. Hentgen	12	P. Hentgen	4.74	G. Lloyd	74	P. Hentgen	34
									D. Wells	34
2000	D. Wells	20*	K. Escobar	15	D. Wells	4.11	B. Koch	68	D. Wells	35*
							P. Quantrill	68		
2001	C. Carpenter	11	C. Carpenter	11	C. Carpenter	4.09	P. Quantrill	80*	C. Carpenter	34
	E. Loaiza	11	E. Loaiza	11						
	P. Quantrill	11								
2002	R. Halladay	19	E. Loaiza	10	R. Halladay	2.93	K. Escobar	76	R. Halladay	34
2003	**R. Halladay**	**22***	C. Lidle	15	R. Halladay	3.25	T. Miller	79*	R. Halladay	36*
2004	T. Lilly	12	M. Batista	13	T. Lilly	4.06	J. Frasor	63	T. Lilly	32
2005	G. Chacin	13	J. Towers	12	R. Halladay	2.41	S. Schoeneweis	80	G. Chacin	34
	J. Towers	13								
2006	R. Halladay	16	T. Lilly	13	R. Halladay	3.19	B.J. Ryan	65	R. Halladay	32
									T. Lilly	32
2007	R. Halladay	16	D. McGowan	10	R. Halladay	3.71	S. Downs	81*	R. Halladay	31
			J. Towers	10						
2008	R. Halladay	20	R. Halladay	11	R. Halladay	2.78	J. Carlson	69	A. Burnett	34
2009	R. Halladay	17	S. Richmond	11	R. Halladay	2.79	J. Carlson	73	R. Halladay	32
2010	B. Cecil	15	R. Romero	9	S. Marcum	3.64	S. Camp	70	R. Romero	32

Year	CG		SV		ShO		IP		SO	
1977	J. Garvin	12	P. Vuckovich	8	3 pitchers	1	D. Lemanczyk	252.0	J. Garvin	127
1978	J. Jefferson	9	V. Cruz	9	J. Jefferson	2	J. Jefferson	211.2	T. Underwood	139
1979	T. Underwood	12	T. Buskey	7	D. Lemanczyk	3	T. Underwood	227.0	T. Underwood	127
1980	J. Clancy	15	J. Garvin	8	D. Steib	4	J. Clancy	250.2	J. Clancy	152
1981	D. Stieb	11	J. McLaughlin	10	D. Steib	2	D. Steib	183.2	D. Steib	89
1982	**D. Stieb**	**19**	D. Murray	11	**D. Steib**	**5**	**D. Steib**	**288.1**	D. Steib	141
1983	D. Stieb	14	R. Moffitt	10	D. Steib	4	D. Steib	278.0	D. Steib	187
1984	D. Alexander	11	R.L. Jackson	10	D. Alexander	2	D. Steib	267.0	D. Steib	198
	D. Stieb	11	J. Key	10	L. Leal	2				
					D. Steib	2				
1985	D. Stieb	8	B. Caudill	14	D. Steib	2	D. Steib	265.0	D. Steib	167
1986	J. Clancy	6	T. Henke	27	J. Clancy	3	J. Key	232.0	M. Eichhorn	166
1987	J. Key	8	T. Henke	34*	3 pitchers	1	J. Key	261.0	J. Clancy	180
1988	D. Stieb	8	T. Henke	25	D. Steib	4	M. Flanagan	211.0	D. Steib	147
1989	J. Key	5	T. Henke	20	D. Steib	2	J. Key	216.0	D. Ward	122
1990	T. Stottlemyre	4	T. Henke	32	D. Steib	2	D. Steib	208.2	D. Steib	125
1991	T. Candiotti	3	T. Henke	32	J. Key	2	T. Stottlemyre	219.0	D. Ward	132
1992	J. Morris	6	T. Henke	34	J. Key	2	J. Morris	240.2	J. Guzman	165
	T. Stottlemyre	6			T. Stottlemyre	2				
1993	J. Morris	4	**D. Ward**	**45**	4 pitchers	1	J. Guzman	221.0	J. Guzman	194
1994	P. Hentgen	6	D. Hall	17	P. Hentgen	3	P. Hentgen	174.2	P. Hentgen	147
1995	D. Cone	5	T. Castillo	13	D. Cone	2	P. Hentgen	202.2	A. Leiter	153
1996	P. Hentgen	10	M. Timlin	31	P. Hentgen	3	P. Hentgen	265.2	P. Hentgen	177
1997	R. Clemens	9*	K. Escobar	14	R. Clemens	3*	R. Clemens	264.0	**R. Clemens**	**292***
	P. Hentgen	9*			P. Hentgen	3*	P. Hentgen	264.0		
1998	R. Clemens	5	R. Myers	28	R. Clemens	3	R. Clemens	234.2	R. Clemens	271*
1999	D. Wells	7*	B. Koch	31	3 pitchers	1	D. Wells	231.2	D. Wells	169
2000	D. Wells	9*	B. Koch	33	3 pitchers	1	D. Wells	229.2	D. Wells	166
2001	C. Carpenter	3	B. Koch	36	C. Carpenter	2	C. Carpenter	215.2	C. Carpenter	157
2002	E. Loaiza	3	K. Escobar	38	R. Halladay	1	R. Halladay	239.1	R. Halladay	168
					E. Loaiza	1				
2003	R. Halladay	9*	A. Lopez	14	R. Halladay	2*	R. Halladay	266.0*	R. Halladay	204
2004	T. Lilly	2	J. Frasor	17	4 pitchers	1	M. Batista	198.2	T. Lilly	168
	M. Batista	2								
2005	R. Halladay	5	M. Batista	31	R. Halladay	2	J. Towers	208.2	G. Chacin	121
2006	R. Halladay	4	B.J. Ryan	38	A.J. Burnett	1	R. Halladay	220.0	T. Lilly	160
2007	R. Halladay	7*	J. Accardo	30	R. Halladay	1	R. Halladay	225.1	A. Burnett	176
					D. McGowan	1				
2008	R. Halladay	9*	B.J. Ryan	32	R. Halladay	2	R. Halladay	246.0*	A. Burnett	231*
					J. Listch	2				
2009	R. Halladay	9*	J. Frasor	11	R. Halladay	4*	R. Halladay	239.0	R. Halladay	208
2010	R. Romero	3	K. Gregg	37	B. Morrow	1	R. Romero	210.0	B. Morrow	178
					R. Romero	1				

Year	BB	
1977	D. Lemanczyk	87
1978	J. Clancy	91
1979	T. Underwood	95
1980	**J. Clancy**	**128**
1981	J. Clancy	64
1982	L. Leal	79
1983	D. Steib	83
1984	J. Clancy	88
	D. Steib	88
1985	D. Steib	96
1986	D. Steib	87
1987	D. Steib	87
1988	M. Flanagan	80
1989	D. Steib	76
1990	T. Stottlemyre	69
1991	T. Stottlemyre	75
1992	J. Morris	80
1993	J. Guzman	110
1994	J. Guzman	76
1995	A. Leiter	108
1996	E. Hanson	102
1997	P. Hentgen	71
1998	R. Clemens	88
1999	K. Escobar	81
2000	K. Escobar	85
2001	C. Carpenter	75
2002	J. Miller	66
2003	K. Escobar	78
2004	M. Batista	96
2005	G. Chacin	70
2006	T. Lilly	81
2007	A. Burnett	66
2008	A. Burnett	86
2009	R. Romero	79
2010	R. Romero	82

Toronto's Best Won/Lost Records

	BEST		WORST	
G	W-L	YR	W-L	YR
1	1-0	17 times last 09	0-1	17 times last 10
2	2-0	10 times last 09	0-2	79/81/03/04
3	3-0	92/96	0-3	79/03/04
4	4-0	92	1-3	78/79/80/03/04
5	5-0	92	1-4	78/04
6	6-0	92	1-5	04
7	6-1	92/94	2-5	78/81/02/04
8	7-1	92	2-6	78/81/04
9	8-1	92	2-7	78
10	9-1	92	2-8	78
11	9-2	92	3-8	78/81/04
12	10-2	92	3-9	78/81/04
13	10-3	92	3-10	81/04
14	11-3	92	3-11	04
15	12-3	92	4-11	04
16	12-4	92/99	4-12	04
17	13-4	92	5-12	04
18	14-4	92	6-12	79/03/04
19	15-4	92	6-13	79/03
20	15-5	92	6-14	79
21	15-6	92	7-14	79/81/03/04
22	16-6	92	7-15	79/03/04
23	16-7	92	7-16	79/04
24	16-8	92/01	7-17	79
25	16-9	92/01/09	7-18	79
26	17-9	92/01/09	8-18	78/79/04
27	18-9	92/09	8-19	79
28	19-9	92	8-20	79
29	20-9	92	8-21	79
30	21-9	92	8-22	79
31	21-10	92	8-23	79
32	21-11	87/92	8-24	79
33	22-11	92	9-24	79
34	23-11	92	9-25	79
35	24-11	92	9-26	79
36	25-11	92	9-27	79
37	25-12	92	10-27	79
38	25-13	92	10-28	79
39	25-14	84/85/92/09	10-29	79
40	26-14	84/85/09	10-30	79
41	27-14	84/85/09	10-31	79
42	28-14	84/85	11-31	79
43	29-14	84/85	11-32	79
44	30-14	84/85	11-33	79
45	31-14	84/85	12-33	79
46	31-15	84/85	12-34	79
47	32-15	84	12-35	79
48	33-15	84	12-36	79
49	34-15	84	12-37	79
50	34-16	84/85	12-38	79
51	35-16	85	12-39	79
52	36-16	85	13-39	79
53	36-17	84/85	13-40	79
54	36-18	84/85	13-41	79
55	36-19	84/85	13-42	79
56	37-19	85	14-42	79
57	38-19	85	15-42	79
58	38-20	85/87	16-42	79/81
59	39-20	87	16-43	79
60	39-21	87	17-43	79
61	39-22	84/85/87	17-44	79
62	40-22	84	18-44	79
63	41-22	84/87	18-45	79
64	41-23	84/87	18-46	79
65	41-24	84/87	19-46	79
66	42-24	84	20-46	79
67	42-25	84/87	21-46	78/79
68	43-25	84	22-46	78/79
69	43-26	84/85/87	22-47	78/79
70	44-26	87	23-47	78/79
71	44-27	85/87	23-48	79
72	45-27	85/87	23-49	79
73	45-28	85/87	23-50	79
74	46-28	85	23-51	79
75	46-29	85	24-51	79
76	46-30	85/93	24-52	79
77	47-30	85/93	24-53	79
78	48-30	93	24-54	79
79	48-31	85/92/93	24-55	79
80	49-31	92	24-56	79
81	50-31	92	24-57	79
82	51-31	92	25-57	79
83	52-31	92	26-57	79
84	53-31	92	26-58	79
85	53-32	85/92	27-58	79
86	53-33	85/92	27-59	79
87	53-34	85/92	27-60	79
88	54-34	92	28-60	79
89	54-35	92	28-61	79
90	55-35	92	28-62	79
91	56-35	92	28-63	79
92	56-36	92	29-63	79
93	57-36	92	29-64	79
94	57-37	85/92	29-65	79
95	58-37	85/92	29-66	79
96	59-37	85	29-67	79
97	60-37	85	29-68	79
98	61-37	85	29-69	79
99	62-37	85	29-70	79
100	63-37	85	30-70	79
101	63-38	85	31-70	79
102	64-38	85	31-71	79
103	65-38	85	32-71	79
104	66-38	85	32-72	79
105	67-38	85	32-73	79
106	67-39	85	32-74	79
107	68-39	85	32-75	79
108	69-39	85	32-76	79
109	69-40	85	33-76	79
110	69-41	85	33-77	79
111	70-41	85	33-78	79
112	70-42	85	34-78	79
113	71-42	85	34-79	79
114	72-42	85	34-80	79
115	72-43	85	35-80	79
116	72-44	85	35-81	79
117	73-44	85	36-81	79
118	73-45	85	37-81	79
119	74-45	85	38-81	79
120	74-46	85	38-82	79
121	75-46	85	39-82	79
122	76-46	85	39-83	79
123	77-46	85	39-84	79
124	77-47	85	39-85	79
125	78-47	85	39-86	79
126	79-47	85	39-87	79
127	79-48	85	40-87	79
128	80-48	85	40-88	79
129	81-48	85	41-88	79
130	81-49	85	42-88	79
131	82-49	85	42-89	79
132	82-50	85	42-90	79
133	83-50	85	42-91	79
134	84-50	85	43-91	79
135	84-51	85	43-92	79
136	85-51	85	44-92	79
137	86-51	85	44-93	79
138	87-51	85	44-94	79
139	88-51	85	44-95	79
140	88-52	85	44-96	79
141	89-52	85	44-97	79
142	90-52	85	44-98	79
143	91-52	85	45-98	79
144	91-53	85	46-98	79
145	91-54	85	46-99	79
146	92-54	85	47-99	79
147	93-54	85	48-99	79
148	93-55	85	49-99	79
149	94-55	85	50-99	79
150	95-55	85	50-100	79
151	95-56	85	50-101	79
152	95-57	85	50-102	79
153	96-57	85	51-102	79
154	97-57	85	52-102	77/79
155	98-57	85	52-103	77/79
156	98-58	85	52-104	77/79
157	98-59	85	52-105	77
158	98-60	85	53-105	77/79
159	98-61	85	53-106	77/79
160	99-61	85	53-107	79
161	99-62	85	53-108	79
162	96-66	87/92	53-109	79

Blue Jays Monthly Records

		APR. W-L	MAY W-L	JUNE W-L	JULY W-L	AUG. W-L	SEPT./ OCT. W-L	AT ALL-STAR W-L	POST ALL-STAR W-L	TOTAL W-L
1977	H	6-4	5-10	3-9	5-10	3-8	3-14	18-27	7-28	25-55
	A	4-7	3-7	7-8	2-11	7-10	6-9	16-31	13-21	29-52
	T	10-11	8-17	10-17	7-21	10-18	9-23	34-58	20-49	54-107
1978	H	4-7	7-7	6-8	7-7	10-3	3-12	19-23	18-21	37-44
	A	4-6	2-11	3-9	6-11	6-11	1-10	13-30	9-28	22-58
	T	8-13	9-18	9-17	13-18	16-14	4-22	32-53	27-49	59-102
1979	H	3-8	3-15	6-5	5-6	6-8	9-7	14-32	18-17	32-49
	A	4-7	2-8	6-14	3-11	5-9	1-11	15-32	6-28	21-60
	T	7-15	5-23	12-19	8-17	11-17	10-18	29-64	24-45	53-109
1980	H	3-1	8-9	7-7	5-10	6-8	6-11	18-19	17-27	35-46
	A	6-6	5-5	3-10	6-7	5-12	7-9	15-24	17-25	32-49
	T	9-7	13-14	10-17	11-17	11-20	13-20	33-43	34-52	67-95
1981	H	2-7	5-10	0-5	—	4-8	6-6	7-22	10-14	17-36
	A	5-5	4-10	0-5	—	5-2	6-11	9-20	11-13	20-33
	T	7-12	9-20	0-10	—	9-10	12-17	16-42	21-27	37-69
1982	H	5-6	6-5	7-10	9-4	7-8	10-4	19-24	25-13	44-37
	A	3-6	7-9	5-4	6-8	6-12	7-8	18-23	16-24	34-47
	T	8-12	13-14	12-14	15-12	13-20	17-12	37-47	41-37	78-84
1983	H	4-4	12-6	6-3	8-8	7-6	11-6	23-15	25-18	48-33
	A	4-6	6-3	10-9	7-4	8-13	6-5	20-18	21-22	41-40
	T	8-10	18-9	16-12	15-12	15-19	17-11	43-33	46-40	89-73
1984	H	5-5	15-2	9-5	7-6	6-5	7-9	34-15	15-17	49-32
	A	8-4	4-4	4-11	7-8	12-7	5-7	16-19	24-22	40-41
	T	13-9	19-6	13-16	14-14	18-12	12-16	50-34	39-39	89-73
1985	H	5-4	9-2	11-5	10-4	5-3	12-8	26-13	28-13	54-26
	A	8-3	8-6	5-8	8-6	12-7	6-6	27-22	18-24	45-36
	T	13-7	17-8	16-13	18-10	17-10	18-14	53-35	46-37	99-62
1986	H	4-7	7-5	10-8	5-5	11-5	5-9	26-25	16-14	42-39
	A	5-4	7-10	7-3	10-6	7-5	8-9	21-18	23-19	44-37
	T	9-11	14-15	17-11	15-11	18-10	13-18	47-43	39-33	86-76
1987	H	7-4	7-3	8-7	12-4	5-6	13-5	28-16	24-13	52-29
	A	5-4	9-8	9-4	3-8	12-6	6-7	23-20	21-17	44-37
	T	12-8	16-11	17-11	15-12	17-12	19-12	51-36	45-30	96-66
1988	H	4-9	6-5	10-4	4-8	7-7	14-3	23-24	22-12	45-36
	A	5-4	7-11	7-7	8-6	7-7	8-4	19-22	23-17	42-39
	T	9-13	13-16	17-11	12-14	14-14	22-7	42-46	45-29	87-75
1989	H	4-5	8-9	6-5	6-8	14-4	8-5	20-23	26-12	46-35
	A	5-11	3-6	11-5	9-4	6-5	9-6	22-22	21-16	43-38
	T	9-16	11-15	17-10	15-12	20-9	17-11	42-45	47-28	89-73
1990	H	9-4	5-9	6-8	9-5	5-8	10-3	26-23	18-14	44-37
	A	3-5	9-5	9-5	5-7	8-8	8-9	21-15	21-24	42-39
	T	12-9	14-14	15-13	14-12	13-16	18-12	47-38	39-38	86-76
1991	H	8-3	8-5	8-7	8-6	6-8	8-6	27-16	19-19	46-35
	A	4-6	7-7	8-5	7-5	9-6	10-7	22-18	23-18	45-36
	T	12-9	15-12	16-12	15-11	15-14	18-13	49-34	42-37	91-71
1992	H	11-4	8-6	4-5	11-4	7-4	12-5	31-18	22-10	53-28
	A	5-3	7-6	10-7	5-6	7-12	9-4	22-16	21-22	43-38
	T	16-7	15-12	14-12	16-10	14-16	21-9	53-34	43-32	96-66
1993	H	9-4	8-6	10-3	7-9	7-6	7-5	28-19	20-14	48-33
	A	4-6	8-6	9-6	5-5	10-6	11-5	21-21	26-13	47-34
	T	13-10	16-12	19-9	12-14	17-12	18-10	49-40	46-27	95-67
1994	H	9-2	10-8	3-8	9-4	2-4	—	24-19	9-7	33-26
	A	5-8	0-8	5-10	8-6	4-2	—	14-29	8-5	22-34
	T	14-10	10-16	8-18	17-10	6-6	—	38-48	17-12	55-60
1995	H	3-2	7-8	6-5	5-8	5-8	3-12	16-17	13-26	29-43
	A	—	4-8	3-11	10-6	6-10	4-10	11-23	16-22	27-45
	T	3-2	11-16	9-16	15-14	11-18	7-22	27-40	29-48	56-88
1996	H	5-9	8-5	5-6	7-7	5-9	5-10	19-22	16-24	35-46
	A	6-5	5-10	7-9	6-7	9-6	6-5	19-27	20-15	39-42
	T	11-14	13-15	12-15	13-14	14-15	11-15	38-49	36-39	74-88
1997	H	5-7	7-8	5-11	8-4	8-6	9-3	20-29	22-10	42-39
	A	6-5	8-5	6-4	5-11	7-9	2-13	20-14	14-33	34-47
	T	11-12	15-13	11-15	13-15	15-15	11-16	40-43	36-43	76-86
1998	H	5-8	8-6	8-5	9-4	11-5	10-2	25-20	26-10	51-30
	A	5-8	10-5	6-9	3-11	6-5	7-6	21-22	16-22	37-44
	T	10-16	18-11	14-14	12-15	17-10	17-8	46-42	42-32	88-74
1999	H	9-1	4-12	13-5	9-5	2-10	3-8	29-19	11-22	40-41
	A	4-10	7-5	2-8	10-2	10-6	11-6	18-24	26-13	44-37
	T	13-11	11-17	15-13	19-7	12-16	14-14	47-43	37-35	84-78
2000	H	7-7	8-8	7-3	6-7	8-3	9-8	22-18	23-18	45-36
	A	5-7	8-4	9-7	5-9	7-8	4-8	26-23	12-20	38-43
	T	12-14	16-12	16-10	11-16	15-11	13-16	48-41	35-38	83-79

		APR. W-L	MAY W-L	JUNE W-L	JULY W-L	AUG. W-L	SEPT./ OCT. W-L	AT ALL-STAR W-L	POST ALL-STAR W-L	TOTAL W-L
2001	H	11-5	2-8	7-11	4-7	7-5	9-6	22-27	18-15	40-42
	A	5-4	8-10	5-4	7-9	9-7	6-6	20-19	20-21	40-40
	T	16-9	10-18	12-15	11-16	16-12	15-12	42-46	38-36	80-82
2002	H	3-8	5-12	9-4	8-3	7-9	10-3	17-24	25-15	42-39
	A	5-8	5-5	6-8	5-11	6-8	9-5	17-28	19-17	36-45
	T	8-16	10-17	15-12	13-14	13-17	19-8	34-52	44-32	78-84
2003	H	4-10	9-4	9-1	3-11	4-6	12-4	23-24	18-16	41-40
	A	6-8	12-4	6-10	5-6	9-9	7-3	26-22	19-14	45-36
	T	10-18	21-8	15-11	8-17	13-15	19-7	49-46	37-30	86-76
2004	H	1-8	13-6	6-6	7-5	5-10	8-6	23-23	17-18	40-41
	A	6-7	2-8	6-9	4-9	4-10	5-10	16-26	11-27	27-53
	T	7-15	15-14	12-15	11-14	9-20	13-16	39-49	28-45	67-94
2005	H	5-6	9-6	6-4	10-6	6-6	7-10	22-17	21-21	43-38
	A	8-6	6-6	6-11	3-6	7-9	7-6	22-27	15-17	37-44
	T	13-12	15-12	12-15	13-12	13-15	14-16	44-44	36-38	80-82
2006	H	8-6	11-5	9-5	7-5	6-6	9-4	29-17	21-14	50-31
	A	4-5	6-7	7-6	5-9	6-11	9-6	20-22	17-22	37-44
	T	12-11	17-12	16-11	12-14	12-17	18-10	49-39	38-36	87-75
2007	H	7-7	8-5	9-6	7-2	9-7	9-5	26-19	23-13	49-32
	A	6-5	4-11	5-7	7-10	6-6	6-8	17-25	17-22	34-47
	T	13-12	12-16	14-13	14-12	15-13	15-13	43-44	40-35	83-79
2008	H	5-7	10-4	8-7	9-4	7-6	10-5	27-20	20-14	47-34
	A	6-10	10-6	2-9	4-7	9-6	6-5	20-28	19-14	39-42
	T	11-17	20-10	10-16	13-11	16-12	16-10	47-48	39-28	86-76
2009	H	7-3	11-4	6-11	5-5	5-9	10-5	25-18	19-19	44-37
	A	8-6	3-11	6-3	3-11	5-7	6-12	19-28	12-22	31-50
	T	15-9	14-15	12-14	8-16	10-16	16-17	44-46	31-41	75-87
2010	H	6-9	9-2	5-6	7-4	8-6	10-6	23-20	22-13	45-33
	A	6-3	10-8	4-11	7-7	7-7	6-8	21-25	19-19	40-44
	T	12-12	19-10	9-17	14-11	15-13	16-14	44-45	41-32	85-77

STIEB'S NO-HITTER

SEPTEMBER 2, 1990 at CLEVELAND — TORONTO 3, CLEVELAND 0

DAVE STIEB chalked up his first no-hitter and the first in BLUE JAYS history as he stopped the Cleveland Indians on a sunny Sunday afternoon at Cleveland Stadium before a crowd of 23,640.

The game ended as Cleveland's Jerry Browne whacked a fly to right field where JUNIOR FELIX put the squeeze on it.

Stieb had a season high nine strikeouts and walked four over his 122-pitch afternoon.

There were no tough plays and only a couple of well hit balls. Closest the Tribe came to a hit was KEN PHELPS pulling a liner about three feet foul to open the eighth inning.

The BLUE JAYS and STIEB got their offensive support from FRED McGRIFF who hit two solo home runs and from MANNY LEE who doubled home KENNY WILLIAMS in the fifth inning.

Stieb had previously gone 8.2 innings, three times, protecting no-hitters. He had back-to-back attempts in September 1988; on September 24, 1988 at Cleveland Stadium, JULIO FRANCO had a bad hop single over second baseman MANNY LEE's head. In his next start, against Baltimore at Exhibition Stadium, JIM TRABER looped a single over his first baseman FRED McGRIFF's outstretched glove hand. Both no-hit bids were lost on 2-2 pitches. STIEB also had a perfect game for 8.2 innings on August 4, 1989 vs the Yankees at SkyDome. ROBERTO KELLY doubled to left to break it up.

TORONTO	0	0	0	1	1	0	0	0	1	—	3	8	0
CLEVELAND	0	0	0	0	0	0	0	0	0	—	0	0	1

STIEB and BORDERS

BLACK, OROSCO (8), OLIN (9) and SKINNER

WP–STIEB (17-5) LP–BLACK (10-9)

STIEB PITCHING LINE: 9 IP 0 H 0 R 0 ER 4 BB 9 SO

BEST/WORST HOMESTANDS AND ROADTRIPS

(Minimum 6 games)

PCT.	W-L	DATES	OPPONENTS
BEST HOMESTANDS			
1.000	6-0	Sept. 24-29, 2002	Baltimore, Detroit
1.000	6-0	Sept. 2-7, 2008	Minnesota, Tampa Bay
.909	10-1	May 9-16, 1978	Oakland Seattle, California
.900	9-1	Apr. 12-22, 1999	Tampa Bay, Baltimore, Anaheim
.857	6-1	Sept. 21-27, 2009	Baltimore, Seattle
.857	6-1	Apr. 10-16, 1992	Baltimore, New York (AL)
.857	6-1	Aug. 7-13, 1978	Baltimore, Chicago (AL), Kansas City
.857	6-1	Sept. 28-Oct. 3, 1982	Minnesota, Seattle
.857	6-1	July 6-12, 1987	Texas, Kansas City
.846	11-2	Aug. 22-Sept. 3, 1989	Detroit, Milwaukee, Chicago (AL), Minnesota
.833	5-1	July 8-13, 2008	Baltimore, New York (AL)
.833	5-1	May 9-16, 1978	Oakland, Seattle, California
.833	5-1	July 22-27, 1997	Milwaukee, Kansas City
.833	5-1	Sept. 4-9, 1997	Texas, Anaheim
.833	5-1	June 29-July 5, 1998	New York (NL), Tampa Bay
.833	5-1	Sept. 3-9, 1998	Boston, Cleveland
.833	5-1	Sept. 21-27, 1998	Baltimore, Detroit
.833	5-1	June 29-July 4, 1999	Baltimore, Tampa Bay
.833	5-1	June 20-25, 2000	Detroit, Boston
.833	5-1	June 10-15, 2003	Pittsburgh, Chicago (NL)
.833	5-1	Sept. 1-7, 2003	New York (AL), Detroit
.833	5-1	May 3-9, 2004	Kansas City Chicago (AL)
.833	5-1	May 24-30, 2004	Anaheim, Texas
.833	5-1	July 20-25, 2007	Seattle, Minnesota
.818	9-2	July 18-28, 1985	Oakland, Seattle, California
BEST ROADTRIPS			
.900	9-1	June 8-17, 1990	Milwaukee, Minnesota, New York (AL)
.857	6-1	June 8-14, 1987	New York (AL), Baltimore
.857	6-1	June 17-24, 1993	Boston, New York (AL)
.857	6-1	Aug. 26-Sept. 1, 1991	Baltimore, New York (AL)
.833	5-1	May 23-29, 1985	Cleveland, Chicago (AL)
.833	5-1	May 28-June 2, 1993	Oakland, California
.833	5-1	Aug. 13-18, 1993	Boston, Cleveland
.833	5-1	Sept. 23-28, 1988	Cleveland, Boston
.833	5-1	July 6-11, 1999	Baltimore, Montreal
.833	5-1	July 21-26, 1999	Cleveland, Chicago
.833	5-1	Sept. 28-Oct. 3, 1999	Tampa Bay, Cleveland
.833	5-1	Sept. 16-21, 2003	Detroit, Baltimore
.833	5-1	Aug. 11-17, 2008	Detroit, Boston
.833	5-1	Apr. 5-11, 2010	Texas, Baltimore
.800	8-2	May 16-25, 2003	Kansas City, Chicago (AL), New York (AL)

Aaron Hill — Hit 25+ home runs in back-to-back seasons (62 total) and recorded 48 extra-base hits in 2010

WORST HOMESTANDS

.000	0-6	Sept. 26-Oct. 1, 1980	Boston, Detroit
.000	0-6	June 20-26, 1994	Boston, Baltimore
.000	0-6	Aug. 13-18, 1999	Oakland, Seattle
.000	0-6	May 8-13, 2001	Oakland, Seattle
.000	0-6	May 24-29, 2002	Cleveland, Boston
.111	1-8	Sept. 1-9, 1978	California,Cleveland, Milwaukee, Baltimore
.125	1-7	Sept. 2-8, 1977	Seattle, Boston
.125	1-7	May 15-22, 1990	Seattle, California, Oakland
.143	1-6	May 23-June 1, 1977	Oakland, California, Kansas City
.167	2-10	May 18-31, 1979	Baltimore, Cleveland, Boston, Detroit
.167	1-5	Aug. 30-Sept. 4, 1996	Chicago (AL), Kansas City
.167	1-5	May 4-9, 1999	Oakland, Texas
.167	1-5	Sept. 13-19, 1999	New York (AL), Chicago (AL)
.167	1-5	Apr. 30-May 5, 2002	Texas, Anaheim
.167	1-5	July 8-13, 2003	Boston, New York (AL)
.167	1-5	Apr. 14-22, 2004	Baltimore, Boston

WORST ROADTRIPS

.000	0-6	Sept. 3-9, 1979	Baltimore, Cleveland
.000	0-6	May 1-6, 2007	Cleveland, Texas
.000	0-9	May 19-27, 2009	Boston, Atlanta, Baltimore
.125	1-7	July 1-7, 2002	Boston, New York (AL)
.143	1-6	Aug. 20-26, 1982	New York (AL), Baltimore
.143	1-6	Apr. 24-30, 1989	Oakland, Seattle, California
.143	1-6	July 27-Aug. 2, 2000	Seattle, Oakland
.143	1-6	Aug. 28-Sept. 2, 2009	Boston, Texas
.167	1-6	June 16-22, 2004	Texas, Oakland, New York (AL)
.167	1-6	Aug. 6-12, 2004	New York (AL), Cleveland
.167	1-5	June 23-28, 1995	New York (AL), Boston
.167	1-5	June 4-9, 1996	New York (AL), Texas
.167	1-5	June 17-22, 2008	Milwaukee, Pittsburgh
.167	2-10	Sept. 10-22, 1997	Oakland, Seattle, Boston, New York (AL)
.167	1-5	June 7-13, 1999	New York (NL), Philadelphia
.167	1-5	Sept. 26-Oct. 1, 2000	Baltimore, Cleveland
.167	1-5	Aug. 12-18, 2002	Oakland, Texas
.182	2-9	Aug. 28-Sept.6, 1995	Cleveland, Chicago (AL), Kansas City

Travis Snider — Set career highs in games (82), at-bats (298), runs (36), hits (76), doubles (20), home runs (14), RBI (32) and stolen bases (6) in 2010

LONGEST WINNING STREAKS

11	1987	June 2-13	Sea 2, Bal 3, NYY 3, Bal 3
11	1998	Aug. 27-Sept. 7	KC 1, Min 3, KC 2, Bos 4, Cle 1
10	2008	Aug. 30-Sept. 9	NYY 2, Min 3, TB 3, CWS 2
9	1993	Sept. 10-21	Cal 3, Det 2, Min 3, Bos 1
9	1986	Aug. 23-Sept. 1	Min, Cle 3, Min 3, Cle 1
9	1985	July 21-29	Oak 1, Sea 3, Cal 4, Bal 1
8	1985	May 20-28	CWS 3, Cle 4, CWS 1
8	1992	July 1-9	Tex 1, Cal 4, Sea 2, Oak 1
8	1994	July 17-24	Tex 1, Min 3, Tex 4
8	1999	April 14-22	TB 2, Bal 3, Ana 3

LONGEST LOSING STREAKS

12	1981	May 31-Aug. 10	Oak 1, Cal 3, Tex 3, CWS 2, KC 2, Det 1
11	1977	Aug. 26-Sept. 6	Oak 3, Min 2, Sea 3, Bos 3
10	1994	June 18-28	Det 2, Bos 3, Bal 3, Mil 2
9	1977	July 17-30	Det 1, CWS 2, Det 2, Tex 2, Mil 2
9	1978	June 4-14	Tex 1, Mil 4, Min 2, Mil 2
9	2002	April 24-May 3	Tex 2, Ana 3, Tex 3, Ana1
9	2007	May 1-10	Cle 3, Tex 3, Bos 3
9	2009	May 19-27	Bos 3, Atl 3, Bal 3

LONGEST HOME WINNING STREAKS

10	1985	July 21-Aug. 3	Oak 1, Sea 3, Cal 4, Tex 2
9	1984	May 21-June 2	Min 3, Cle 4, NYY 2
9	1994	July 9-24	KC 2, Min 3, Tex 4
9	1998	Aug. 27-Sept. 7	KC 1, Min 3, Bos 4, Cle 1
8	1992	July 1-9	Tex 1, Cal 4, Sea 2, Oak 1
8	1999	April 14-22	TB 2, Bal 3, Ana 3
8	2007	July 21-Aug. 5	Sea 2, Min 3, Tex 3

LONGEST ROAD WINNING STREAKS

9	1993	Sept. 14-30	Det 2, Min 3, Mil 3, Bal 1
7	1985	April 14-May 1	Bal 1, Tex 3, Oak 2, Cal 1
7	1987	May 25-June 13	Sea 1, NYY 3, Bal 3
7	1996	Aug. 18-24	Min 1, KC 3, CWS 3

LONGEST HOME LOSING STREAKS

11	1977	Aug. 15-Sept. 6	Cal 2, Oak 3, Sea 3, Bos 3
9	1999	Aug. 13-29	Oak 3, Sea 3, Tex 3
8	2004	Apr. 15-21	Det 3, Bal 3, Bos 2
7	1977	July 17-30	Det 1, CWS 2, Tex 2, Mil 2
7	1978	June 4-21	Tex 1, Min 2, Mil 2, Det 2
7	1978	Aug. 27-Sept. 6	Min 1, Cal 3, Cle 2, Mil 1
7	1979	April 15-29	KC 1, CWS 3, Mil 3
7	1994	June 20-July 8	Bos 3, Bal 3, KC 1
7	1995	Sept. 9-15	Det 3, Tex 3, Mil 1
7	1997	June 21-July 1	Bal 2, Bos 3, Mon 2

LONGEST ROAD LOSING STREAKS

12	1979	July 7-Aug. 11	Tex 2, Mil 2, Min 4, KC 3, CWS 1
11	1979	Aug. 18-Sept. 9	Cal 1, Sea 3, Bal 3, Cle 3
9	1978	Sept. 15-Oct. 1	Bal 3, NYY 3, Bos 3
9	2009	May 19-27	Bos 3, Atl 3, Bal 3

BATTING DEPARTMENTS

BATTING AVERAGE (450PA)

1.	John Olerud	1993	.363
2.	Carlos Delgado	2000	.344
3.	Paul Molitor	1994	.341
4.	Paul Molitor	1993	.332
5.	Tony Fernandez	1999	.328
6.	Roberto Alomar	1993	.326
7.	Tony Fernandez	1987	.322
8.	Tony Fernandez	1998	.321
9.	Homer Bush	1999	.320
10.	Shannon Stewart	2000	.319
	Reed Johnson	2006	.319

GAMES

1.	Tony Fernandez	1986	163
2.	Carlos Delgado	2001	162
	Carlos Delgado	2000	162
	Jose Cruz	2000	162
	Joe Carter	1991	162
	Alfredo Griffin	1983	162
	Alfredo Griffin	1982	162
	Rick Bosetti	1979	162
9.	8 tied at 161		

HITS

1.	Vernon Wells	2003	215
2.	Tony Fernandez	1986	213
3.	Paul Molitor	1993	211
4.	Shannon Stewart	2001	202
5.	John Olerud	1993	200
6.	George Bell	1986	198
7.	Carlos Delgado	2000	196
8.	Aaron Hill	2009	195
9.	Roberto Alomar	1993	192
10.	Alex Rios	2007	191

AT BATS

1.	Tony Fernandez	1986	687
2.	Aaron Hill	2009	682
3.	Vernon Wells	2003	678
4.	Alfredo Griffin	1980	653
5.	Tony Fernandez	1988	648
6.	Alex Rios	2007	643
7.	Devon White	1991	642
8.	Devon White	1992	641
	George Bell	1986	641
10.	Shannon Stewart	2001	640

RUNS

1.	Shawn Green	1999	134
2.	Paul Molitor	1993	121
3.	Vernon Wells	2003	118
4.	Carlos Delgado	2003	117
5.	Devon White	1993	116
6.	Carlos Delgado	2000	115
7.	Alex Rios	2007	114
8.	Carlos Delgado	1999	113
9.	George Bell	1987	111
10.	Devon White	1991	110

DOUBLES

1.	Carlos Delgado	2000	57
2.	John Olerud	1993	54
3.	Vernon Wells	2003	49
4.	Aaron Hill	2007	47
	Alex Rios	2008	47
6.	Lyle Overbay	2006	46
	Adam Lind	2009	46
8.	Eric Hinske	2003	45
	Shawn Green	1999	45
10.	Shannon Stewart	2001	44
	Vernon Wells	2010	44

TRIPLES

1.	Tony Fernandez	1990	17
2.	Dave Collins	1984	15
	Lloyd Moseby	1984	15
	Alfredo Griffin	1980	15
5.	Roberto Alomar	1991	11
6.	Devon White	1991	10
	Tony Fernandez	1985	10
	Alfredo Griffin	1979	10
9.	8 tied at 9		

HOME RUNS

1.	Jose Bautista	2010	54
2.	George Bell	1987	47
3.	Jose Canseco	1998	46
4.	Carlos Delgado	1999	44
5.	Carlos Delgado	2003	42
	Shawn Green	1999	42
7.	Carlos Delgado	2000	41
	Tony Batista	2000	41
9.	Jesse Barfield	1986	40
10.	Carlos Delgado	2001	39

TOTAL BASES

1.	Carlos Delgado	2000	378
2.	Vernon Wells	2003	373
3.	George Bell	1987	369
4.	Shawn Green	1999	361
5.	Jose Bautista	2010	351
6.	George Bell	1986	341
7.	Aaron Hill	2009	340
8.	Carlos Delgado	2003	338
9.	John Olerud	1993	330
	Adam Lind	2009	330

RUNS BATTED IN

1.	Carlos Delgado	2003	145
2.	Carlos Delgado	2000	137
3.	Carlos Delgado	1999	134
	George Bell	1987	134
5.	Jose Bautista	2010	124
6.	Shawn Green	1999	123
7.	Joe Carter	1993	121
8.	Joe Carter	1992	119
9.	Kelly Gruber	1990	118
10.	Vernon Wells	2003	117

SH

1.	Luis Gomez	1978	19
2.	Alex Gonzalez	2000	16
	Roberto Alomar	1991	16
	Alfredo Griffin	1979	16
5.	Alex Gonzalez	1998	13
	Alfredo Griffin	1984	13
7.	John McDonald	2007	12
8.	Alex Gonzalez	1997	11
	Alfredo Griffin	1983	11
	Alfredo Griffin	1982	11

SF

1.	George Bell	1989	14
2.	Joe Carter	1994	13
	Joe Carter	1992	13
	Kelly Gruber	1990	13
5.	Carlos Delgado	2004	11
	George Bell	1990	11
7.	Alex Rios	2006	10
	Alex Gonzalez	2001	10
	Joe Carter	1993	10
	John Olerud	1991	10
	Tony Fernandez	1989	10

STOLEN BASES

1.	Dave Collins	1984	60
2.	Roberto Alomar	1993	55
3.	Otis Nixon	1996	54
	Damaso Garcia	1982	54
5.	Roberto Alomar	1991	53
6.	Shannon Stewart	1998	51
7.	Roberto Alomar	1992	49
8.	Otis Nixon	1997	47
9.	Damaso Garcia	1984	46
10.	Lloyd Moseby	1987	39
	Lloyd Moseby	1984	39

BASE ON BALLS

1.	Carlos Delgado	2000	123
2.	Fred McGriff	1989	119
3.	John Olerud	1993	114
4.	Carlos Delgado	2001	111
5.	Carlos Delgado	2003	109
6.	Carlos Delgado	2002	102
7.	Jose Bautista	2010	100
8.	Fred McGriff	1990	94
9.	Marco Scutaro	2009	90
10.	Roberto Alomar	1992	87

IBB

1.	John Olerud	1993	33
2.	Carlos Delgado	2003	23
3.	Carlos Delgado	2001	22
4.	Carlos Delgado	2002	18
	Carlos Delgado	2000	18
6.	Willie Upshaw	1984	14
7.	Carlos Delgado	1998	13
8.	Carlos Delgado	2004	12
	John Olerud	1994	12
	Joe Carter	1991	12
	Fred McGriff	1990	12
	Fred McGriff	1989	12

HBP

1.	Shea Hillenbrand	2005	22
2.	Reed Johnson	2006	21
3.	Reed Johnson	2003	20
4.	Carlos Delgado	2003	19
5.	Josh Phelps	2003	17
	Charlie O'Brien	1996	17
7.	Carlos Delgado	2001	16
	Reed Johnson	2005	16
9.	Carlos Delgado	2000	15
	Carlos Delgado	1999	15
	Shannon Stewart	1998	15
	Ed Sprague	1995	15

SLUGGING PCT (450PA)

1.	Carlos Delgado	2000	.664
2.	Jose Bautista	2010	.617
3.	George Bell	1987	.605
4.	John Olerud	1993	.599
5.	Carlos Delgado	2003	.593
6.	Carlos Delgado	1998	.592
7.	Shawn Green	1999	.588
8.	Carlos Delgado	1999	.571
9.	Adam Lind	2009	.562
10.	Jesse Barfield	1986	.559

ON BASE PCT (450PA)

1.	John Olerud	1993	.473
2.	Carlos Delgado	2000	.470
3.	Tony Fernandez	1999	.427
4.	Carlos Delgado	2003	.426
5.	Paul Molitor	1994	.410
6.	Roberto Alomar	1993	.408
	Carlos Delgado	2001	.408
8.	Carlos Delgado	2002	.406
9.	Roberto Alomar	1992	.405
10.	Paul Molitor	1993	.402

HITTING STREAKS

1.	Shawn Green	1999	28
2.	John Olerud	1993	26
	Shannon Stewart	1999	26
4.	Scott Rolen	2009	25
5.	George Bell	1989	22
	Carlos Delgado	2000	22
7.	Damaso Garcia	1983	21
	Lloyd Moseby	1983	21
	Dave Martinez	2000	21
10.	Damaso Garcia	1982	20
	Mike Bordick	2003	20
	Reed Johnson	2003	20
	Vernon Wells	2003	20

PINCH HITS

1.	Tony Fernandez	2001	16
2.	Wayne Nordhagen	1982	11
	Cliff Johnson	1984	11
4.	Hosken Powell	1982	10
	Rance Mulliniks	1983	10
	Garth Lorg	1986	10
	Rick Leach	1986	10
8.	Sam Ewing	1977	9
	Steve Braun	1980	9
	Garth Lorg	1982	9
	Rance Mulliniks	1985	9
	Pat Tabler	1991	9

PITCHING DEPARTMENTS

ERA (Min. 162IP)

1.	Roger Clemens	1997	2.05
2.	Dave Stieb	1985	2.48
3.	Juan Guzman	1992	2.64
4.	Roger Clemens	1998	2.65
5.	Jimmy Key	1987	2.76
6.	Roy Halladay	2008	2.78
7.	Roy Halladay	2009	2.79
8.	Dave Stieb	1984	2.83
9.	Juan Guzman	1996	2.93
	Dave Stieb	1990	2.93
	Roy Halladay	2002	2.93

WINS

1.	Roy Halladay	2003	22
2.	Roger Clemens	1997	21
	Jack Morris	1992	21
4.	David Wells	2000	20
	Roger Clemens	1998	20
	Pat Hentgen	1996	20
	Roy Halladay	2008	20
8.	Roy Halladay	2002	19
	Pat Hentgen	1993	19
10.	Dave Stieb	1990	18
	A.J. Burnett	2008	18

LOSSES

1.	Phil Huffman	1979	18
	Jerry Garvin	1977	18
3.	Erik Hanson	1996	17
	Todd Stottlemyre	1990	17
	Jesse Jefferson	1977	17
6.	Jim Clancy	1980	16
	Tom Underwood	1979	16
	Jesse Jefferson	1978	16
	Dave Lemanczyk	1977	16
10.	5 tied at		15

GAMES PITCHED

1.	Mark Eichhorn	1987	89
2.	Paul Quantrill	1998	82
3.	Duane Ward	1991	81
	Scott Downs	2007	81
5.	Paul Quantrill	2001	80
	Scott Schoeneweis	2005	80
7.	Trever Miller	2003	79
	Duane Ward	1992	79
9.	Dan Plesac	1998	78
10.	Paul Quantrill	1997	77

GAMES STARTED

1.	Jim Clancy	1982	40
2.	Luis Leal	1982	38
	Dave Stieb	1982	38
4.	Jim Clancy	1987	37
5.	Roy Halladay	2003	36
	Jimmy Key	1987	36
	Doyle Alexander	1985	36
	Dave Stieb	1985	36
	Jim Clancy	1984	36
	Dave Stieb	1983	36

COMPLETE GAMES

1.	Dave Stieb	1982	19
2.	Jim Clancy	1980	15
3.	Dave Stieb	1983	14
	Dave Stieb	1980	14
5.	Tom Underwood	1979	12
	Jerry Garvin	1977	12
7.	Doyle Alexander	1984	11
	Dave Stieb	1984	11
	Jim Clancy	1983	11
	Jim Clancy	1982	11
	Dave Stieb	1981	11
	Dave Lemanczyk	1979	11
	Dave Lemanczyk	1977	11

SHUTOUTS

1.	Dave Stieb	1982	5
2.	Dave Stieb	1988	4
	Dave Stieb	1983	4
	Dave Stieb	1980	4
	Roy Halladay	2009	4
5.	Roger Clemens	1998	3
	Roger Clemens	1997	3
	Pat Hentgen	1997	3
	Pat Hentgen	1996	3
	Pat Hentgen	1994	3
	Jim Clancy	1986	3
	Jim Clancy	1982	3
	Dave Lemanczyk	1979	3

SAVES

1.	Duane Ward	1993	45
2.	B.J. Ryan	2006	38
	Kelvim Escobar	2002	38
4.	Kevin Gregg	2010	37
5.	Billy Koch	2001	36
6.	Tom Henke	1992	34
	Tom Henke	1987	34
8.	Billy Koch	2000	33
9.	Tom Henke	1991	32
	Tom Henke	1990	32
	B.J. Ryan	2008	32

GAMES FINISHED

1.	Duane Ward	1993	70
2.	Kelvim Escobar	2002	68
3.	Billy Koch	2000	62
	Tom Henke	1987	62
	Miguel Batista	2005	62
6.	Tom Henke	1990	58
7.	B.J. Ryan	2006	57
8.	Billy Koch	2001	56
	Mike Timlin	1996	56
	Tom Henke	1989	56
	Kevin Gregg	2010	56

INNINGS PITCHED

1.	Dave Stieb	1982	288.1
2.	Dave Stieb	1983	278.0
3.	Dave Stieb	1984	267.0
4.	Jim Clancy	1982	266.2
5.	Roy Halladay	2003	266.0
6.	Pat Hentgen	1996	265.2
7.	Dave Stieb	1985	265.0
8.	Roger Clemens	1997	264.0
	Pat Hentgen	1997	264.0
10.	Doyle Alexander	1984	261.2

BATTERS FACED

1.	Dave Stieb	1982	1187
2.	Dave Stieb	1983	1141
3.	Pat Hentgen	1996	1100
	Jim Clancy	1982	1100
5.	Dave Lemanczyk	1977	1092
6.	Doyle Alexander	1985	1090
7.	Dave Stieb	1985	1087
8.	Pat Hentgen	1997	1085
	Dave Stieb	1984	1085
10.	Jim Clancy	1980	1075

BASE ON BALLS

1.	Jim Clancy	1980	128
2.	Juan Guzman	1993	110
3.	Al Leiter	1995	108
4.	Erik Hanson	1996	102
5.	Miguel Batista	2005	96
	Dave Stieb	1985	96
7.	Tom Underwood	1979	95
8.	Pat Hentgen	1996	94
9.	Dave Stieb	1983	93
10.	Jim Clancy	1978	91

STRIKEOUTS

1.	Roger Clemens	1997	292
2.	Roger Clemens	1998	271
3.	A.J. Burnett	2008	231
4.	Roy Halladay	2008	206
5.	Roy Halladay	2003	204
6.	Dave Stieb	1984	198
7.	Juan Guzman	1993	194
8.	Dave Stieb	1983	187
9.	Jim Clancy	1987	180
10.	Pat Hentgen	1996	177

W-L PCT (Min. 15 decisions)

1.	Juan Guzman	1993	.824
2.	Jack Morris	1992	.778
3.	Roger Clemens	1998	.769
4.	Roy Halladay	2006	.762
	Juan Guzman	1992	.762
6.	Roy Halladay	2003	.759
7.	Roger Clemens	1997	.750
	Dave Stieb	1990	.750
	Roy Halladay	2005	.750
10.	Doyle Alexander	1984	.739

BATTING DEPARTMENTS

GAMES

1.	Tony Fernandez	1450
2.	Carlos Delgado	1423
3.	Vernon Wells	1393
4.	Lloyd Moseby	1392
5.	Ernie Whitt	1218
6.	George Bell	1181
7.	Rance Mulliniks	1115
	Willie Upshaw	1115
9.	Joe Carter	1039
10.	Jesse Barfield	1032

AT BATS

1.	Vernon Wells	5470
2.	Tony Fernandez	5335
3.	Lloyd Moseby	5124
4.	Carlos Delgado	5008
5.	George Bell	4528
6.	Joe Carter	4093
7.	Willie Upshaw	3710
8.	Shannon Stewart	3625
9.	Damaso Garcia	3572
10.	Ernie Whitt	3514

RUNS

1.	Carlos Delgado	889
2.	Vernon Wells	789
3.	Lloyd Moseby	768
4.	Tony Fernandez	704
5.	George Bell	641
6.	Shannon Stewart	595
7.	Joe Carter	578
8.	Willie Upshaw	538
9.	Jesse Barfield	530
10.	John Olerud	464

HITS

1.	Tony Fernandez	1583
2.	Vernon Wells	1529
3.	Carlos Delgado	1413
4.	Lloyd Moseby	1319
5.	George Bell	1294
6.	Shannon Stewart	1082
7.	Joe Carter	1051
8.	Damaso Garcia	1028
9.	Willie Upshaw	982
10.	Jesse Barfield	919

DOUBLES

1.	Carlos Delgado	343
2.	Vernon Wells	339
3.	Tony Fernandez	291
4.	Lloyd Moseby	242
5.	George Bell	237
6.	Shannon Stewart	222
7.	Joe Carter	218
8.	John Olerud	213
9.	Rance Mulliniks	204
10.	Alex Rios	195

TRIPLES

1.	Tony Fernandez	72
2.	Lloyd Moseby	60
3.	Alfredo Griffin	50
4.	Willie Upshaw	42
5.	Roberto Alomar	36
	Alex Rios	36
7.	Devon White	34
	Shannon Stewart	34
9.	George Bell	32
10.	Vernon Wells	30

HOME RUNS

1.	Carlos Delgado	336
2.	Vernon Wells	223
3.	Joe Carter	203
4.	George Bell	202
5.	Jesse Barfield	179
6.	Lloyd Moseby	149
7.	Ernie Whitt	131
8.	Fred McGriff	125
9.	Jose Cruz	122
10.	Shawn Green	119

EXTRA BASE HITS

1.	Carlos Delgado	690
2.	Vernon Wells	592
3.	George Bell	471
4.	Lloyd Moseby	451
5.	Joe Carter	449
6.	Tony Fernandez	423
7.	Jesse Barfield	368
8.	Willie Upshaw	331
9.	Shannon Stewart	330
10.	John Olerud	328

RUNS BATTED IN

1.	Carlos Delgado	1058
2.	Vernon Wells	813
3.	George Bell	740
4.	Joe Carter	736
5.	Lloyd Moseby	651
6.	Tony Fernandez	613
7.	Jesse Barfield	527
8.	Ernie Whitt	518
9.	Willie Upshaw	478
10.	John Olerud	471

SACRIFICE HITS

1.	Alfredo Griffin	74
2.	Alex Gonzalez	64
3.	Roberto Alomar	39
4.	Lloyd Moseby	38
5.	Tony Fernandez	34
6.	Al Woods	31
	John McDonald	31
8.	Manuel Lee	28
9.	Damaso Garcia	27
	Willie Upshaw	27

SACRIFICE FLIES

1.	Joe Carter	65
2.	Carlos Delgado	61
3.	George Bell	59
4.	Vernon Wells	56
5.	Tony Fernandez	44
6.	Lloyd Moseby	40
7.	Ernie Whitt	36
8.	Kelly Gruber	35
	John Olerud	35
10.	Alex Rios	33

STOLEN BASES

1.	Lloyd Moseby	255
2.	Roberto Alomar	206
3.	Damaso Garcia	194
4.	Tony Fernandez	172
5.	Shannon Stewart	166
6.	Devon White	126
7.	Alex Rios	112
8.	Otis Nixon	101
9.	Dave Collins	91
10.	Vernon Wells	90

WALKS

1.	Carlos Delgado	827
2.	Lloyd Moseby	547
3.	John Olerud	514
4.	Tony Fernandez	439
5.	Rance Mulliniks	416
6.	Vernon Wells	406
7.	Ernie Whitt	403
8.	Willie Upshaw	390
9.	Fred McGriff	352
10.	Jesse Barfield	342

INTENTIONAL WALKS

1.	Carlos Delgado	128
2.	John Olerud	87
3.	Willie Upshaw	46
4.	Ernie Whitt	42
5.	Lloyd Moseby	41
6.	Joe Carter	39
7.	George Bell	37
8.	Tony Fernandez	32
9.	Jesse Barfield	31
	Fred McGriff	31

HIT BY PITCH

1.	Carlos Delgado	122
2.	Reed Johnson	80
3.	Ed Sprague	68
4.	Shannon Stewart	57
5.	Lloyd Moseby	50
6.	Joe Carter	49
7.	Tony Fernandez	48
8.	George Bell	35
	Kelly Gruber	35
10.	Alex Gonzalez	32
	John Olerud	32

TOTAL BASES

1.	Carlos Delgado	2786
2.	Vernon Wells	2597
3.	George Bell	2201
4.	Tony Fernandez	2198
5.	Lloyd Moseby	2128
6.	Joe Carter	1934
7.	Jesse Barfield	1672
8.	Shannon Stewart	1594
9.	Willie Upshaw	1579
10.	Ernie Whitt	1475

BATTING AVERAGE (Min. 3000 plate appearances)

1.	Roberto Alomar	.307
2.	Shannon Stewart	.298
3.	Tony Fernandez	.297
4.	John Olerud	.293
5.	Damaso Garcia	.288
6.	George Bell	.286
7.	Alex Rios	.285
8.	Carlos Delgado	.282
9.	Rance Mulliniks	.280
10.	Vernon Wells	.280

ON BASE PERCENTAGE (Min. 3000 plate appearances)

1.	John Olerud	.395
2.	Carlos Delgado	.392
3.	Roberto Alomar	.382
4.	Rance Mulliniks	.365
	Shannon Stewart	.365
6.	Tony Fernandez	.353
7.	Willie Upshaw	.336
8.	Alex Rios	.335
9.	Jesse Barfield	.334
10.	Lloyd Moseby	.333

SLUGGING PCT (Min. 3000 plate appearances)

1.	Carlos Delgado	.556
2.	George Bell	.486
3.	Jesse Barfield	.483
4.	Vernon Wells	.475
5.	Joe Carter	.473
6.	John Olerud	.471
7.	Roberto Alomar	.451
8.	Alex Rios	.451
9.	Shannon Stewart	.440
10.	Kelly Gruber	.431

NON-PITCHERS WHO PITCHED FOR THE BLUE JAYS

Player	Position	Pitched	W-L	ERA	G	GS	IP	H	BB	SO
Bailor, Bob	IF/OF	1980	0-0	7.71	3	0	2.1	4	1	0
Kusick, Craig	1B	1979	0-0	4.91	1	0	3.2	3	0	0
Leach, Rick	1B/OF	1984	0-0	27.00	1	0	1.0	2	2	0
Menechino, Frank	IF	2004	0-0	0.00	1	0	0.1	2	0	0

PITCHING DEPARTMENTS

ERA (Min. 1500IP)

1.	Dave Stieb	3.42
2.	Jimmy Key	3.42
3.	Roy Halladay	3.43
4.	Jim Clancy	4.10
5.	Pat Hentgen	4.28

WINS

1.	Dave Stieb	175
2.	Roy Halladay	148
3.	Jim Clancy	128
4.	Jimmy Key	116
5.	Pat Hentgen	107
6.	David Wells	84
7.	Juan Guzman	76
8.	Todd Stottlemyre	69
9.	Kelvim Escobar	58
10.	Luis Leal	51

LOSSES

1.	Jim Clancy	140
2.	Dave Stieb	134
3.	Pat Hentgen	85
4.	Jimmy Key	81
5.	Roy Halladay	76
6.	Todd Stottlemyre	70
7.	Juan Guzman	62
8.	Luis Leal	58
9.	Jesse Jefferson	56
10.	Kelvim Escobar	55
	David Wells	55

GAMES

1.	Duane Ward	452
2.	Tom Henke	446
3.	Dave Stieb	439
4.	Jason Frasor	411
4.	Paul Quantrill	386
6.	Jim Clancy	352
7.	Scott Downs	347
8.	Jimmy Key	317
9.	Roy Halladay	313
10.	David Wells	306

GAMES STARTED

1.	Dave Stieb	408
2.	Jim Clancy	345
3.	Roy Halladay	287
4.	Jimmy Key	250
5.	Pat Hentgen	238
6.	Juan Guzman	195
7.	Todd Stottlemyre	175
8.	Luis Leal	151
9.	David Wells	138
10.	Chris Carpenter	135

COMPLETE GAMES

1.	Dave Stieb	103
2.	Jim Clancy	73
3.	Roy Halladay	49
4.	Pat Hentgen	31
5.	Jimmy Key	28
6.	Luis Leal	27
7.	Doyle Alexander	25
	Dave Lemanczyk	25
9.	Jesse Jefferson	21
10.	Tom Underwood	19

SHUTOUTS

1.	Dave Stieb	30
2.	Roy Halladay	15
3.	Jim Clancy	11
4.	Jimmy Key	10
5.	Pat Hentgen	9
6.	Roger Clemens	6
7.	Chris Carpenter	5
8.	Jesse Jefferson	4
	Todd Stottlemyre	4
10.	6 tied at	3

SAVES

1.	Tom Henke	217
2.	Duane Ward	121
3.	Billy Koch	100
4.	B.J. Ryan	75
5.	Kelvim Escobar	58
6.	Mike Timlin	52
7.	Kevin Gregg	37
8.	Miguel Batista	36
	Jason Frasor	36
10.	Jeremy Accardo	35

GAMES FINISHED

1.	Tom Henke	386
2.	Duane Ward	266
3.	Mike Timlin	175
4.	Billy Koch	166
5.	Jason Frasor	154
6.	Kelvim Escobar	130
7.	Paul Quantrill	125
8.	Joey McLaughlin	123
9.	B.J. Ryan	118
10.	Mark Eichhorn	105

INNINGS PITCHED

1.	Dave Stieb	2873.0
2.	Jim Clancy	2204.2
3.	Roy Halladay	2046.2
4.	Jimmy Key	1695.2
5.	Pat Hentgen	1636.0
6.	Juan Guzman	1215.2
7.	David Wells	1148.2
8.	T. Stottlemyre	1139.0
9.	Luis Leal	946.0
10.	Chris Carpenter	870.2

BATTERS FACED

1.	Dave Stieb	11965
2.	Jim Clancy	9397
3.	Roy Halladay	8433
4.	Pat Hentgen	7041
5.	Jimmy Key	6983
6.	Juan Guzman	5209
7.	Todd Stottlemyre	4921
8.	David Wells	4821
9.	Luis Leal	4057
10.	Chris Carpenter	3831

BASE ON BALLS

1.	Dave Stieb	1020
2.	Jim Clancy	814
3.	Pat Hentgen	599
4.	Juan Guzman	546
5.	Roy Halladay	455
6.	Todd Stottlemyre	414
7.	Jimmy Key	404
8.	Kelvim Escobar	394
9.	Chris Carpenter	331
10.	Luis Leal	320

STRIKEOUTS

1.	Dave Stieb	1658
2.	Roy Halladay	1495
3.	Jim Clancy	1237
4.	Juan Guzman	1030
5.	Pat Hentgen	1028
6.	Jimmy Key	944
7.	David Wells	784
8.	Kelvim Escobar	744
9.	Duane Ward	671
10.	Todd Stottlemyre	662

WIN-LOSS PCT
(Minimum 140 decisions)

1.	Roy Halladay	.661
2.	Jimmy Key	.589
3.	Dave Stieb	.566
4.	Pat Hentgen	.557
5.	Jim Clancy	.478

PLAYERS WITH MOST SEASONS AS A BLUE JAY

(minimum of 8 seasons)

Seasons	Player	Years
15	Dave Stieb	1979-92; 1998
12	Jim Clancy	1977-88
12	Tony Fernandez	1983-90; 1993; 1998-99; 2001
12	Ernie Whitt	1977-78; 1980-89
12	Carlos Delgado	1993-04
12	Roy Halladay	1998-2009
12	Vernon Wells	1999-
11	Rance Mulliniks	1982-92
10	Lloyd Moseby	1980-90
10	Duane Ward	1986-95
10	Pat Hentgen	1991-99; 2004
10	Shannon Stewart	1995-03, 2008
9	Jesse Barfield	1981-89
9	George Bell	1981; 1983-90
9	Kelly Gruber	1984-92
9	Garth Iorg	1978; 1980-1987
9	Jimmy Key	1984-92
8	Pat Borders	1988-94; 1999
8	Alex Gonzalez	1994-01
8	Alfredo Griffin	1979-84; 1992-93
8	Juan Guzman	1991-98
8	Tom Henke	1985-92
8	Manuel Lee	1985-92
8	John Olerud	1989-96
8	Ed Sprague	1991-98
8	David Wells	1987-98; 1999-00
8	Greg Myers	1987; 1989-92; 2003-05

LONGEST WINNING & LOSING STREAKS

YEAR	WON	LOST	YEAR	WON	LOST	YEAR	WON	LOST	YEAR	WON	LOST
1977	3	11	1986	9	5	1995	4	8	2004	6	6
1978	5	9	1987	11	7	1996	7	6	2005	4	5
1979	4	7	1988	6	6	1997	5	7	2006	5	7
1980	6	8	1989	6	4	1998	11	4	2007	5	9
1981	4	12	1990	6	6	1999	8	7	2008	10	7
1982	6	6	1991	6	7	2000	5	6	2009	6	9
1983	5	6	1992	8	5	2001	4	6	2010	6	5
1984	7	6	1993	9	6	2002	7	9			
1985	9	6	1994	8	10	2003	6	6			

.300 HITTERS (502 or more PA)

YEAR	PLAYER	AVG	YEAR	PLAYER	AVG	YEAR	PLAYER	AVG	YEAR	PLAYER	AVG
1977	Bob Bailor	.310	1990	Fred McGriff	.300	1999	Tony Fernandez	.328	2006	Reed Johnson	.319
1980	Al Woods	.300	1992	Roberto Alomar	.310		Shawn Green	.309		Lyle Overbay	.312
1982	Damaso Garcia	.310	1993	John Olerud	.363		Shannon Stewart	.304		Vernon Wells	.303
1983	Damaso Garcia	.307		Paul Molitor	.332	2000	Carlos Delgado	.344	2009	Adam Lind	.305
	Lloyd Moseby	.315		Roberto Alomar	.326		Shannon Stewart	.319			
	Willie Upshaw	.306	1994	Paul Molitor	.341	2001	Shannon Stewart	.316			
1986	George Bell	.309		Roberto Alomar	.306	2002	Shannon Stewart	.303			
1987	Tony Fernandez	.322	1995	Roberto Alomar	.300	2003	Carlos Delgado	.302			
	George Bell	.308	1998	Tony Fernandez	.321		Vernon Wells	.317			

100 RBI

YEAR	PLAYER	RBI	YEAR	PLAYER	RBI	YEAR	PLAYER	RBI	YEAR	PLAYER	RBI
1983	Willie Upshaw	104	1993	Joe Carter	121	1999	Carlos Delgado	134	2003	Carlos Delgado	145
1986	Jesse Barfield	108		Paul Molitor	111		Shawn Green	123		Vernon Wells	117
	George Bell	108		John Olerud	107	2000	Carlos Delgado	137	2006	Vernon Wells	106
1987	George Bell	134	1994	Joe Carter	103		Tony Batista	114		Troy Glaus	104
1989	George Bell	104	1996	Joe Carter	107		Brad Fullmer	104	2009	Adam Lind	114
1990	Kelly Gruber	118		Ed Sprague	101	2001	Carlos Delgado	102		Aaron Hill	108
1991	Joe Carter	108	1997	Joe Carter	102	2002	Carlos Delgado	108	2010	Jose Bautista	124
1992	Joe Carter	119	1998	Carlos Delgado	115		Vernon Wells	100			
	Dave Winfield	108		Jose Canseco	107						
				Shawn Green	100						

20 HOME RUNS

YEAR	PLAYER	HR's	YEAR	PLAYER	HR's	YEAR	PLAYER	HR's	YEAR	PLAYER	HR's
1978	Rico Carty	20	1988	Fred McGriff	34	1997	Carlos Delgado	30	2002	Carlos Delgado	33
	John Mayberry	22		George Bell	24		Joe Carter	21		Eric Hinske	24
1979	John Mayberry	21	1989	Fred McGriff	36	1998	Jose Canseco	46		Vernon Wells	23
1980	John Mayberry	30	1990	Kelly Gruber	31		Carlos Delgado	38	2003	Carlos Delgado	42
	Otto Velez	20		Fred McGriff	35		Shawn Green	35		Josh Phelps	20
1982	Willie Upshaw	21		George Bell	21		Mike Stanley	22		Vernon Wells	33
1983	Jesse Barfield	27	1991	Joe Carter	33	1999	Carlos Delgado	44	2004	Carlos Delgado	32
	Willie Upshaw	27		Kelly Gruber	20		Shawn Green	42		Vernon Wells	23
	Cliff Johnson	22	1992	Joe Carter	34	1999	Tony Batista	26	2005	Vernon Wells	28
1984	George Bell	26		Candy Maldonaldo	20	2000	Tony Batista	41	2006	Troy Glaus	38
1985	George Bell	28		Dave Winfield	26		Carlos Delgado	41		Vernon Wells	32
	Jesse Barfield	27	1993	Joe Carter	33		Brad Fullmer	32		Lyle Overbay	22
1986	Jesse Barfield	40		John Olerud	24		Jose Cruz Jr.	31	2007	Frank Thomas	26
	George Bell	31		Paul Molitor	22		Raul Mondesi	24		Alex Rios	24
	Lloyd Moseby	21	1994	Joe Carter	27		Shannon Stewart	21		Matt Stairs	21
1987	George Bell	47	1995	Joe Carter	25		Darrin Fletcher	20		Troy Glaus	20
	Jesse Barfield	28	1996	Ed Sprague	36	2001	Carlos Delgado	39	2008	Vernon Wells	20
	Lloyd Moseby	26		Joe Carter	30		Jose Cruz Jr.	34	2009	Aaron Hill	36
	Fred McGriff	20		Carlos Delgado	25		Raul Mondesi	27		Adam Lind	35
									2010	Jose Bautista	54
										Vernon Wells	31
										Aaron Hill	26
										Adam Lind	23
										Edwin Encarnacion	21
										John Buck	20
										Lyle Overbay	20

15-GAME WINNERS

YEAR	PITCHER	W	L	YEAR	PITCHER	W	L	YEAR	PITCHER	W	L	YEAR	PITCHER	W	L
1982	Dave Stieb	17	14	1988	Dave Stieb	16	8	1996	Pat Hentgen	20	10	2006	Roy Halladay	16	5
	Jim Clancy	16	14	1989	Dave Stieb	17	8	1997	Roger Clemens	21	7		Ted Lilly	15	13
1983	Dave Stieb	17	12	1990	Dave Stieb	18	6		Pat Hentgen	15	10	2007	Roy Halladay	16	7
	Jim Clancy	15	11	1991	Jimmy Key	16	12	1998	Roger Clemens	20	6	2008	Roy Halladay	20	11
1984	Doyle Alexander	17	6		Todd Stottlemyre	15	8	1999	David Wells	17	10		A.J. Burnett	18	10
	Dave Stieb	16	8		David Wells	15	10	2000	David Wells	20	8	2009	Roy Halladay	17	10
1985	Doyle Alexander	17	10	1992	Juan Guzman	16	5	2002	Roy Halladay	19	7	2010	Brett Cecil	15	7
1987	Jimmy Key	17	8		Jack Morris	21	6	2003	Roy Halladay	22	7				
	Jim Clancy	15	11	1993	Pat Hentgen	19	9								

YEARLY PINCH HITTING LEADER

YEAR	PLAYER	HITS	YEAR	PLAYER	HITS	YEAR	PLAYER	HITS	YEAR	PLAYER	HITS
1977	Sam Ewing	10	1987	Rance Mulliniks	8	1998	Felipe Crespo	2	2005	Russ Adams	5
1978	Otto Velez	8	1988	Rance Mulliniks	6		Darrin Fletcher	2		Orlando Hudson	5
1979	Otto Velez	5	1989	Bob Brenly	6		Juan Samuel	2	2006	Frank Catalanotto	5
	Rico Carty	5	1990	Rance Mulliniks	8	1999	Willie Greene	6	2007	Matt Stairs	7
1980	Steve Braun	9	1991	Pat Tabler	9	2000	Darrin Fletcher	4	2008	Matt Stairs	5
1981	Willie Upshaw	4	1992	John Olerud	4		Todd Greene	4	2009	Rod Barajas	3
1982	Wayne Nordhagen	11	1993	Turner Ward	2	2001	Tony Fernandez	16	2010	4 players tied	1
1983	Rance Mulliniks	10	1994	Michael Huff	3	2002	Darrin Fletcher	4			
1984	Cliff Johnson	11	1995	Michael Huff	4	2003	Tom Wilson	7			
1985	Rance Mulliniks	9	1996	Robert Perez	5	2004	Chris Gomez	4			
1986	Rick Leach	10	1997	Carlos Delgado	4						
	Garth Iorg	10									

20 STOLEN BASES

YEAR	PLAYER	SB	YEAR	PLAYER	SB	YEAR	PLAYER	SB	YEAR	PLAYER	SB
1979	Alfredo Griffin	21	1986	Lloyd Moseby	32	1991	Roberto Alomar	53	1998	Shannon Stewart	51
1982	Damaso Garcia	54		Tony Fernandez	25		Devon White	33		Shawn Green	35
1983	Dave Collins	31		Willie Upshaw	23		Joe Carter	20		Jose Canseco	29
	Damaso Garcia	31	1987	Lloyd Moseby	39	1992	Roberto Alomar	49		Alex Gonzalez	21
	Lloyd Moseby	27		Tony Fernandez	32		Devon White	37	1999	Shannon Stewart	37
1984	Dave Collins	60	1988	Lloyd Moseby	31	1993	Roberto Alomar	55		Homer Bush	32
	Damaso Garcia	46		Kelly Gruber	23		Devon White	34		Shawn Green	20
	Lloyd Moseby	39	1989	Lloyd Moseby	24		Rickey Henderson	22	2000	Raul Mondesi	22
1985	Lloyd Moseby	37		Tony Fernandez	22		Paul Molitor	22		Shannon Stewart	20
	Damaso Garcia	28	1990	Tony Fernandez	26	1994	Paul Molitor	20	2001	Jose Cruz Jr.	32
	George Bell	21		Mookie Wilson	23	1995	Roberto Alomar	30		Raul Mondesi	30
	Jesse Barfield	22				1996	Otis Nixon	54		Shannon Stewart	27
						1997	Otis Nixon	47	2008	Alex Rios	32

HOME/ROAD RBI LEADERS

YEAR	HOME	ROAD	YEAR	HOME	ROAD	YEAR	HOME	ROAD
1977	33 Ron Fairly	33 Otto Velez	1989	48 Fred McGriff	57 George Bell	2001	47 Jose Cruz Jr.	60 Carlos Delgado
1978	40 John Mayberry	31 Roy Howell	1990	62 Kelly Gruber	56 Kelly Gruber	2002	51 Carlos Delgado	58 Vernon Wells
1979	41 Rick Bosetti	38 John Mayberry	1991	64 Joe Carter	44 Joe Carter	2003	83 Carlos Delgado	62 Carlos Delgado
1980	40 Otto Velez	45 John Mayberry	1992	65 Joe Carter	61 Dave Winfield	2004	55 Carlos Delgado	44 Carlos Delgado
1981	22 John Mayberry	28 Lloyd Moseby	1993	68 Paul Molitor	59 John Olerud	2005	49 Shea Hillenbrand	50 Vernon Wells
1982	46 Willie Upshaw	29 Willie Upshaw	1994	70 Joe Carter	39 John Olerud	2006	69 Vernon Wells	42 Troy Glaus
1983	55 Willie Upshaw	49 Willie Upshaw	1995	39 Ed Sprague	42 Joe Carter	2007	58 Frank Thomas	47 Matt Stairs
1984	52 Lloyd Moseby	42 Willie Upshaw	1996	52 Joe Carter	59 Ed Sprague	2008	42 Alex Rios	38 Lyle Overbay
1985	49 Jesse Barfield	47 George Bell	1997	59 Joe Carter	43 Joe Carter	2009	54 Adam Lind	60 Adam Lind
1986	57 George Bell	57 Jesse Barfield	1998	61 Carlos Delgado	54 Carlos Delgado	2010	69 Jose Bautista	55 Jose Bautista
1987	57 George Bell	78 George Bell	1999	60 Shawn Green	76 Carlos Delgado			
1988	47 George Bell	50 George Bell	2000	75 Carlos Delgado	62 Carlos Delgado			

PITCHERS WITH OVER 9 INNINGS IN ONE GAME

PITCHER	DATE	OPPONENT	INNINGS	W-L	SCORE
Jerry Garvin	May 25/77	OAK	9.2	L	L5-6 (10)
Dave Lemanczyk	July 13/77	at CWS (2nd)	11.0	W	W5-3 (11)
Dave Lemanczyk	July 17/77	at DET (2nd)	10.1	L	L6-7 (11)
Dave Lemanczyk	Oct. 2/77	CLE (1st)	11.0	W	W2-1 (11)
Jesse Jefferson	May 23/78	BOS	12.0	W	W2-1 (12)
Tom Underwood	Sept.3/79	at BAL (1st)	10.0	ND	L1-2 (11)
Jesse Jefferson	May 16/80	OAK	11.0	W	W1-0 (11)
Dave Stieb	May 17/80	OAK	12.0	ND	L2-4 (14)
Dave Stieb	Aug. 9/80	KC	10.0	ND	W4-3 (14)
Jim Clancy	June 19/82	at OAK	10.0	W	W2-1(12)
Jim Gott	July31/82	at DET	10.0	W	W1-0 (10)
Dave Stieb	Sept. 16/82	CAL	11.0	ND	W2-1 (12)
Jim Clancy	Sept. 22/82	at MIN	10.0	W	W3-2 (10)
Dave Stieb	May 11/83	at CWS	10.0	W	W3-1 (10)
Dave Stieb	May 16/83	at MIL	10.0	W	W2-1 (11)
Jim Gott	Aug. 26/83	at DET	9.2	L	L3-4 (10)
Dave Stieb	Sept. 4/83	DET	10.0	W	W6-3 (10)
Jim Clancy	Sept. 24/83	at OAK	9.1	L	L1-2 (10)
Dave Stieb	May 4/84	KC	10.0	W	W4-3 (10)
Jimmy Key	June 6/85	DET	10.0	ND	W2-0 (12)
Jimmy Key	June 17/86	at MIL	10.0	ND	W2-1 (12)
Jimmy Key	July 27/86	at OAK	10.0	ND	L0-1 (15)
Mike Flanagan	Oct. 3/87	at DET	11.0	ND	L2-3 (12)
John Cerutti	Apr. 30/89	at CAL	10.0	ND	L0-1 (11)
Tom Candiotti	July 16/91	at KC	9.1	L	L1-2 (10)
Roy Halladay	Sept. 6/03	DET	10.0	W	W1-0 (10)
Roy Halladay	Apr. 13/07	DET	10.0	W	W2-1 (10)

BLUE JAYS—10 WINS

AT HOME

PITCHER	HOME WINS	YEAR
Doyle Alexander	12	1984
Dave Stieb	12	1988
roger clemens	12	1998
roy halladay	11	2007
dave stieb	11	1983
doyle alexander	11	1985
Jack Morris	11	1992
Jimmy Key	10	1985
Jimmy Key	10	1987
Jeff Musselman	10	1987
Roger Clemens	10	1997
Roy Halladay	10	2002
Roy Halladay	10	2003
Roy Halladay	10	2008
A.J. burnett	10	2008
Roy Halladay	10	2009

ON ROAD

PITCHER	ROAD WINS	YEAR
Pat Hentgen	12	1993
Roy Halladay	12	2003
Pat Hentgen	11	1996
Pat Hentgen	11	1996
Roger Clemens	11	1997
David Wells	11	2000
Dave Stieb	10	1989
Roy Halladay	10	2008
Roy Halladay	10	2008
Jack Morris	10	1992

MILESTONE VICTORIES

VICTORY #	DATE	OPPONENT	SCORE	WINNER	LOSER
1	Apr. 7/77	vs Chicago	9-5	Jerry Johnson	Ken Brett
500	Aug. 5/84	at Baltimore	4-3	Jimmy Key	Tippy Martinez
625	*Oct. 5/85	vs New York	5-1	Doyle Alexander	Joe Cowley
983	*Sept. 30/89	vs Baltimore	4-3	Frank Wills	Mark Williamson
1000	May 9/90	vs Chicago	4-3	Frank Wills	Wayne Edwards
1158	*Oct. 2/91	vs California	6-5	Mike Timlin	Bryan Harvey
1255	*Oct. 3/92	vs Detroit	3-1	Juan Guzman	David Haas
ALCS	**Oct. 14/92	vs Oakland	9-2	Juan Guzman	Mike Moore
WS	#Oct. 24/92	vs Atlanta	4-3	Jimmy Key	Charlie Leibrandt
1347	*Sept. 27/93	at Milwaukee	2-0	Pat Hentgen	Cal Eldred
ALCS	**Oct. 12/93	at Chicago	6-3	Dave Stewart	Alex Fernandez
WS	#Oct. 23/93	vs Philadelphia	8-6	Duane Ward	Mitch Williams
1500	July 6/96	at Detroit	15-0	Pat Hentgen	Omar Olivares
2000	Aug. 19/02	vs Kansas City	2-0	Pete Walker	Paul Byrd
2500	Sept. 3/08	vs Minnesota	5-4	Jesse Carlson	Eddie Guardado

* AL East Pennant Clincher ** AL Pennant Clincher # World Series Clincher

BIGGEST INNINGS

BLUE JAYS

INN.	RUNS	H/A	DATE	OPP.	SCORE	WINNER	LOSER
1st	8	A	Sept. 26, 2007	BAL	8-5	Halladay	Zambrano
2nd	11	H	April 26, 1995	OAK	13-1	Cone	Stewart
3rd	8	H	July 23, 2006	NYY	13-5	Marcum	Ponson
4th	10	A	June 10, 1990	MIL	13-5	Wells	Navarro
5th	9	A	Aug. 24, 2005	NYY	9-5	Bush	Mussina
6th	11	H	July 25, 2007	MIN	13-1	Litsch	Silva
7th	10	A	May 24, 1999	DET	12-6	Wells	Moehler
8th	8	A	May 28, 1986	MIN	14-8	Clancy	Blyleven
	8	H	July 1, 1998	NYM	15-10	Plesac	Rojas
	8	H	June 9, 2006	DET	10-5	Frasor	Jones
9th	11	A	July 20, 1984	SEA	12-7	Acker	Mirabella
10th	6	A	Aug. 3, 1995	BAL	8-2	Jordan	Clark
11th	5	A	July 22, 1983	TEX	10-5	Moffitt	Schmidt
12th	4	A	Aug. 27, 2007	OAK	6-2	Accardo	Embree
13th	5	A	July 9, 1985	SEA	9-4	Musselman	Vande Berg
14th	5	A	April 29, 1981	MIL	5-0	Leal	Easterly
	5	A	June 21, 1989	CAL	6-1	Henke	Minton
15th	3	A	June 12, 1983	CAL	6-5	Clarke	Brown
16th	2	A	Sept. 9, 1989	CLE	7-5	Wills	Kaiser
17th	1	A	Oct. 4, 1980	BOS	7-6	Leal	Stanley
18th	1	H	July 28, 2005	ANA	2-1	Walker	Shields

OPPONENTS

INN.	RUNS	H/A	DATE	OPP.	SCORE	WINNER	LOSER
1st	10	H	June 21, 1994	BOS	1-13	Sele	Cornett
2nd	9	H	April 5, 1979	KC	2-11	Leonard	Underwood
3rd	10	A	July 3, 2010	NYY	3-11	Pettitte	Romero
4th	10	A	Sept. 28, 2000	BAL	1-23	Rapp	Carpenter
5th	8	H	Sept. 17, 1988	CLE	3-12	Swindell	Key
6th	9	H	April 6, 2000	KC	3-9	Durbin	Escobar
7th	11	H	Aug. 6, 1979	KC	12-16	Mingori	Stieb
8th	8	H	June 30, 1977	NYY	5-11	Hunter	Garvin
	8	A	July 4, 2003	BAL	5-8	Driskill	Lopez
9th	9	H	Aug. 28, 2004	NYY	6-18	Brown	Lilly
10th	4	A	Sept. 17, 1980	NYY	8-7	T. Underwood	Kucek
	4	H	May 10, 1981	BOS	5-9	Burgmeier	Jackson
	4	A	Aug. 24, 1982	BAL	3-7	D. Martinez	McLaughlin
10th	4	A	Aug. 24, 1983	BAL	4-7	T. Martinez	McLaughlin
11th	5	H	Sept. 7, 1993	OAK	7-11	Honeycutt	Castillo
12th	5	H	July 1, 1987	NYY	1-6	Clements	Musselman
13th	6	H	June 2, 1982	NYY	6-12	Rawley	McLaughlin
14th	4	H	Aug. 8, 1991	DET	0-4	Gibson	Henke
15th	4	H	Sept. 15, 1995	MIL	1-5	Kiefer	Robinson
17th	1	A	June 8, 1998	FLA	3-4	Edmondson	Hanson
17th	1	H	April 19, 2001	NYY	5-6	Choate	File

HIGHEST SCORING GAMES

BY BLUE JAYS (15 or More Runs Scored)

DATE	OPPONENT	SCORE	BLUE JAYS PITCHER OF RECORD	DATE	OPPONENT	SCORE	BLUE JAYS PITCHER OF RECORD
June 26, 1978	vs Baltimore	24-10	Tom Underwood	May 9, 1987	at Texas	15-4	Dave Stieb
June 25, 2002	at Tampa Bay	20-11	Pete Walker	June 19, 1987	vs Milwaukee	15-6	Jeff Musselman
Sept. 10, 1977	at New York	19-3	Jim Clancy	Aug. 7, 1987	at Cleveland	15-1	Dave Stieb
June 26, 1983	at Seattle	19-7	Jim Acker	June 15, 1988	vs Cleveland	15-3	Dave Stieb
Aug. 9, 1999	at Texas	19-4	Joey Hamilton	Sept. 27, 1988	at Boston	15-9	Mike Flanagan
Sept. 14, 1987	vs Baltimore	18-3	Jim Clancy	Apr. 16, 1989	vs Kansas City	15-8	David Wells
July 29, 1995	vs Oakland	18-11	Giovanni Carrara	Aug. 6, 1992	at Detroit	15-11	Jack Morris
May 16, 2003	at Kansas City	18-1	Mark Hendrickson	July 19, 1993	at Chicago	15-7	Dave Stewart
Aug. 31, 2009	at Texas	18-10	Brett Cecil	June 30, 1996	vs Milwaukee	15-2	Erik Hanson
Apr. 11, 1988	vs New York	17-9	David Wells	July 6, 1996	at Detroit	15-0	Pat Hentgen
Apr. 20, 1990	vs Kansas City	17-6	Todd Stottlemyre	July 13, 1996	at Milwaukee	15-7	Pat Hentgen
Aug. 7, 2010	vs Tampa Bay	17-11	Brian Tallet	July 1, 1998	vs New York (N)	15-10	Dan Plesac
Sept. 11, 1983	vs Oakland	16-6	Jim Gott	Sept. 7, 1998	vs Cleveland	15-1	Kelvim Escobar
May 14, 1987	at Minnesota	16-4	Dave Stieb	Aug. 10, 2000	at Kansas City	15-7	Chris Carpenter
June 8, 1992	at New York	16-3	Todd Stottlemyre	May 6, 2003	vs Texas	15-5	Roy Halladay
June 22, 1992	at Texas	16-7	Jack Morris	Apr. 25, 2004	at Baltimore	15-3	Roy Halladay
Sept. 4, 1992	vs Minnesota	16-5	David Cone	June 12, 2004	vs Arizona	15-4	Roy Halladay
Apr. 22, 1996	at Seattle	16-7	Tony Castillo	July 1, 2005	at Boston	15-2	Ted Lilly
Aug. 19, 1998	at Seattle	16-2	Pat Hentgen	Aug. 8, 2007	at New York	15-4	Roy Halladay
May 3, 1999	at Seattle	16-10	David Wells	Aug. 17, 2008	at Boston	15-4	Shaun Marcum
Sept. 19, 2000	vs New York	16-3	Steve Trachsel				
May 14, 2010	vs Texas	16-10	Josh Roenicke				
Aug. 20, 2010	at Boston	16-2	Brett Cecil				
June 22, 1986	vs New York	15-1	Jimmy Key				

BY OPPONENTS (15 or More Runs Scored)

DATE	OPPONENT	SCORE	BLUE JAYS PITCHER OF RECORD	DATE	OPPONENT	SCORE	BLUE JAYS PITCHER OF RECORD
Aug. 25, 1979	vs California	2-24	Balor Moore	July 31, 1983	vs Cleveland	11-16	Jim Acker
Sept. 28, 2000	at Baltimore	1-23	Chris Carpenter	Aug. 15, 1984 (gm 1)	at Cleveland	1-16	Luis Leal
Aug. 28, 1992	vs Milwaukee	2-22	Jimmy Key	June 27, 1989	at Baltimore	6-16	Mike Flanagan
April 16, 2000	vs Seattle	7-19	Chris Carpenter	June 30, 1992	vs Texas	13-16	David Wells
June 24, 2004	vs Tampa Bay	13-19	Ted Lilly	Aug. 20, 1992	at Milwaukee	3-16	David Wells
Sept. 24, 1999	vs Cleveland	4-18	Peter Munro	April 18, 2000	vs Anaheim	10-16	Frank Castillo
June 20, 2000	vs Detroit	6-18	Chris Carpenter	June 13, 2000	at Detroit	3-16	Clayton Andrews
Aug. 28, 2004	vs New York (AL)	6-18	Ted Lilly	April 8, 2001	at New York	5-16	Steve Parris
June 3, 1981	vs California	6-17	Jim Clancy	July 2, 2001	vs Boston	4-16	Esteban Loaiza
July 11, 1982	vs Chicago (AL)	7-16	Jim Clancy	April 8, 2002	vs New York (AL)	3-16	Luke Prokopec
May 6, 1986	vs Oakland	3-17	Jimmy Key	April 29, 2003	vs Texas	11-16	Mark Hendrickson
April 28, 1996	vs Cleveland	3-17	Frank Viola	Sept. 25, 1977 (gm 1)	vs New York	0-15	Jerry Garvin
April 17, 1999	at Anaheim	1-17	Roy Halladay	April 9, 1982	vs Milwaukee	4-15	Mark Bomback
April 15, 2000	vs Seattle	6-17	Roy Halladay	June 3, 1984	vs New York	2-15	Jim Clancy
Aug. 24, 2003	vs Oakland	2-17	Kelvim Escobar	June 29, 1987	vs New York	14-15	Tom Henke
Aug. 21, 2005	at Detroit	6-17	Dustin McGowan	May 27, 1997	vs Texas	5-15	Robert Person
Apr. 29, 2006	at New York (AL)	6-17	Josh Towers	July 5, 2000	at Cleveland	7-15	Paul Quantrill
May 8, 1979	at Minnesota	6-16	Mike Willis	May 16, 2002	vs Seattle	2-15	Luke Prokopec
Aug. 6, 1979	vs Kansas City	12-16	Dave Stieb	Aug. 19, 2006	at Baltimore	0-15	Shaun Marcum

MARATHONS IN BLUE JAYS HISTORY (13 or more innings)

Date	Opponent	H/A	Inn	Score	Winner	Loser	Date	Opponent	H/A	Inn	Score	Winner	Loser
July 28/05	LA (AL)	H	18	2-1	Walker	Shields	May 28/78	New York	A	13	5-6	Gossage	Murphy
Oct. 4/80	Boston (G1)	A	17	7-6	Leal	Stanley	June 20/78	Detroit	H	13	3-4	Hiller	Willis
June 8/98	Florida	A	17	3-4	Edmondson	Hanson	June 8/80	Minnesota (G2)	A	13	6-4	McLaughlin	Arroyo
April 19/01	New York	H	17	5-6	Choate	File	Sept. 14/80	Baltimore	H	13	4-3	Barlow	D. Martinez
July 3/88	Oakland	H	16	8-9	Burns	Cerutti	#Sept. 17/80	New York	A	13	7-8	T. Underwood	Kucek
Sept. 9/89	Cleveland	A	16	7-5	Wills	Kaiser	Sept. 22/81	Oakland (G1)	H	13	2-3	Beard	Leal
*Aug. 28/80	Minnesota	H	15	5-7	Verhoeven	Jefferson	June 2/82	New York	H	13	6-12	Rawley	McLaughlin
May 23/81	Oakland	A	15	2-3	Jones	Leal	July 30/83	Cleveland	H	13	6-5	McLaughlin	Anderson
June 12/83	California	A	15	6-5	Clarke	Brown	Apr. 20/84	California	H	13	6-10	Sanchez	Acker
July 27/86	Oakland	A	15	0-1	Leiper	Clarke	July 25/84	Kansas City	A	13	4-5	Quisenberry	Clark
June 22/90	New York	H	15	7-8	Cadaret	Blair	Aug. 15/84	Cleveland (G2)	A	13	3-4	Jeffcoat	Key
Sept. 15/95	Milwaukee	H	15	1-5	Kiefer	Robinson	July 9/85	Seattle	A	13	9-4	R. Musselman	Vande Berg
June 19/98	Baltimore	A	15	4-7	Charlton	Risley	Sept. 25/85	Boston	H	13	2-4	Crawford	Cerutti
May 3/01	Oakland	A	15	2-3	Bradford	Borbon	Aug. 13/86	Baltimore	A	13	6-7	Aase	Aquino
Apr. 16/08	Texas	H	14	5-7	Nippert	Burnett	April 14/87	Chicago	H	13	4-3	Eichhorn	McKeon
May 17/80	Oakland	H	14	2-4	Keough	McLaughlin	Sept. 27/87	Detroit	H	13	2-3	Henneman	Nunez
Aug. 9/80	Kansas City	H	14	4-3	Willis	Eastwick	June 22/89	Oakland	A	13	4-2	Hernandez	Corsi
July 31/78	Detroit	H	14	8-7	Coleman	Sykes	Sept. 19/89	Boston	H	13	6-5	Henke	Harris
Sept. 24/78	Boston	H	14	6-7	Drago	Buskey	July 24/90	Kansas City	H	13	3-5	Farr	Ward
Apr. 29/81	Milwaukee	A	14	5-0	Leal	Easterley	July 28/90	Texas	H	13	2-3	Arnsberg	Wills
Sept. 21/85	Milwaukee	H	14	2-1	Lamp	Darwin	Sept. 21/90	Cleveland	H	13	1-2	Valdez	Wills
May 17/88	Texas	H	14	6-7	Mohorcic	Eichhorn	Apr. 20/92	Boston	A	13	6-4	MacDonald	Bolton
June 21/89	California	A	14	6-1	Henke	Minton	June 2/92	Minnesota	A	13	7-5	Hentgen	Wayne
Aug. 22/89	Detroit	H	14	3-2	Gozzo	E. Nunez	June 15/94	Cleveland	A	13	3-4	Mesa	Brow
Aug. 8/91	Detroit	H	14	0-4	Gibson	Henke	Aug. 11/94	New York	A	13	8-7	Hall	Ausanio
Aug. 30/95	Cleveland	A	14	3-4	Assenmacher	Castillo	Aug. 19/95	Kansas City	H	13	5-4	Rogers	Montgomery
Aug. 20/96	Kansas City	A	14	6-5	Timlin	Huisman	April 21/97	Anaheim	A	13	4-5	DeLucia	Spoljaric
June 9/99	New York (N)	A	14	3-4	Mahones	Davey	July 2/97	Montreal	H	13	7-6	Timlin	Telford
Aug. 7/01	Seattle	A	14	4-5	Halana	DeWitt	Aug. 24/97	Kansas City	A	13	11-8	Crabtree	Casian
April 28/02	Anaheim	A	14	5-8	Lukasiewicz	Borbon	Sept. 9/98	Cleveland	H	13	3-6	Jones	Almanzar
July 20/04	Oakland	A	14	0-1	Lehr	Speier	Sept. 26/98	Detroit	H	13	5-4	Risley	Sager
July 15/06	Seattle	H	14	7-6	Downs	Fruto	June 25/00	Boston	H	13	6-5	DeWitt	Florie
Sept. 21/07	New York	H	14	5-4	Kennedy	Braun	July 29/00	Seattle	A	13	5-6	Tomko	Halladay
June 5/10	New York (AL)	H	14	3-2	Janssen	Gaudin	April 21/01	Kansas City	A	13	4-5	Henry	Plesac
May 8/08	Tampa Bay	H	13	3-8	Howell	Camp	July 24/03	Chicago (AL)	H	13	3-4	Gordon	Sturtze
Sept. 6/08	Tampa Bay	H	13	7-4	Tallet	Percival	Aug. 20/05	Detroit	A	13	2-3	German	Batista
June 8/77	California	A	13	1-2	LaRoche	Bruno	May 26/07	Minnesota	A	13	9-8	Tallet	Guierrer
July 15/77	Detroit	H	13	8-6	Vuckovich	Crawford							

* Suspended game, due to CNE curfew — completed on August 29th.
# Suspended game, due to rain — completed on September 18th.

BLUE JAYS WITH 10 OR MORE STRIKEOUTS IN A GAME

18 STRIKEOUTS	LAST	AGAINST
Roger Clemens	08/25/98	KC
17 STRIKEOUTS		
Brandon Morrow	08/08/10	TB
16 STRIKEOUTS		
Roger Clemens	07/12/97	@BOS
15 STRIKEOUTS		
Roger Clemens **x2**	09/21/98	BAL
14 STRIKEOUTS		
Roger Clemens **x3**	08/02/98	@MIN
Pat Hentgen	05/03/94	KC
Roy Halladay	06/02/09	LAA
13 STRIKEOUTS		
A.J. Burnett **x2**	08/19/08	NYY
Roger Clemens	08/12/97	MIN
Ted Lilly	08/23/04	BOS
12 STRIKEOUTS		
Roger Clemens **x2**	06/16/97	ATL
Ricky Romero **x2**	05/15/10	TEX
Pete Vuckovich	06/26/77	@BAL
Jim Clancy	04/19/88	KC
Dave Stieb	08/22/88	CWS
Tom Candiotti	09/09/91	DET
Chris Carpenter	09/04/01	NYY
Ted Lilly	06/10/06	DET
A.J. Burnett	06/01/07	CWS
Dustin McGowan	09/07/07	@TB
Brandon Morrow	08/23/10	NYY
11 STRIKEOUTS		
Roger Clemens **x6**	09/26/98	DET
Juan Guzman **x4**	05/10/98	@SEA
A.J. Burnett **x4**	09/24/08	NYY
Jim Clancy **x2**	07/12/87	KC
Dave Stieb **x2**	08/04/89	NYY
David Wells **x2**	07/26/00	CLE
Doyle Alexander	07/23/85	SEA
Jose Nunez	07/09/87	KC
Al Leiter	07/23/94	TEX
David Cone	06/28/95	@BOS
Kelvim Escobar	08/22/98	@ANA
Esteban Loaiza	09/08/00	DET
Chris Carpenter	04/05/01	@TB
Roy Halladay	09/19/01	BAL
Dave Bush	10/01/04	NYY
Scott Downs	09/02/05	TB
David Purcey	08/27/08	@TB
Scott Richmond	06/17/09	@PHI

10 STRIKEOUTS	LAST	AGAINST
Roger Clemens **x9**	07/17/98	NYY
Juan Guzman **x6**	07/30/95	@OAK
A.J. Burnett **x6**	07/28/08	TB
Pat Hentgen **x5**	05/04/97	MIN
Roy Halladay **x5**	07/24/09	TB
Dave Stieb **x4**	08/31/84	MIN
Kelvim Escobar **x4**	09/24/03	TB
Jim Clancy **x3**	09/09/87	@MIL
Ted Lilly **x3**	04/13/06	@BOS
Jimmy Key **x2**	04/24/89	@OAK
Shaun Marcum **x2**	07/30/10	CLE
Jerry Garvin	04/13/77	DET
Jesse Jefferson	05/16/80	OAK
Luis Leal	08/24/84	@MIN
Todd Stottlemyre	09/21/93	BOS
Dave Stewart	04/25/94	@KC
David Cone	07/08/95	@OAK
Al Leiter	09/17/95	@MIL
Chris Carpenter	07/16/98	CWS
David Wells	04/19/00	ANA
Cory Lidle	09/26/03	CLE
David Purcey	04/12/09	@CLE
Scott Richmond	08/22/09	LAA
Brett Cecil	05/03/10	@CLE

BLUE JAYS PITCHING – TEAM

NO-HITTER: Sept. 2, 1990 at CLE (won 3-0)

ONE-HITTER: Aug. 16, 2010 at OAK (won 3-1)

SHUTOUT: Sept. 23, 2010 vs. SEA (won 1-0)

BACK-TO-BACK COMPLETE GAMES: Sept. 25, 2008 vs. NYY (won 8-2) and Sept. 26, 2008 at BAL (won 3-0)

BACK-TO-BACK COMPLETE GAME WINS: Apr. 21, 2000 vs. NYY (won 8-3) and Apr. 22, 2000 vs. NYY (won 8-2)

BACK-TO-BACK-TO-BACK COMPLETE GAMES: Aug. 21,1996 at KC (won 6-2), Aug. 22, 1996 at CWS (won 1-0) and Aug. 23, 1996 at CWS (won 4-2)

BACK-TO-BACK-TO-BACK COMPLETE GAME WINS: Aug. 21,1996 at KC (won 6-2), Aug. 22, 1996 at CWS (won 1-0) and Aug. 23, 1996 at CWS (won 4-2)

FOUR CONSECUTIVE COMPLETE GAMES: Sept. 20, 1983 vs. SEA (won 7-3), Sept. 21, 1983 vs. SEA (won 4-3), Sept. 23, 1983 at OAK (lost 2-0) and Sept. 24, 1983 at OAK (lost 2-1)

BACK-TO-BACK SHUTOUTS: June 29, 2008 vs. ATL (won 1-0) and June 30, 2008 vs. ATL (won 2-0)

BACK-TO-BACK SHUTOUTS, COMPLETE GAMES: Sept. 28, 1988 at BOS (won 1-0) and Sept. 30, 1988 vs. BAL (won 4-0)

BACK-TO-BACK 1-0 SHUTOUTS: June 12, 1991 at CLE and June 13, 1991 at CLE

1-0 GAME, WIN: Sept. 23, 2010 vs. SEA

1-0 GAME, LOSS: June 23, 2010 vs. STL

BLUE JAYS PITCHING – INDIVIDUAL

NO-HITTER: Dave Stieb, Sept. 2, 1990 at CLE (won 3-0)

ONE-HITTER: Shaun Marcum, Aug. 16, 2010 at OAK (won 3-1)

TEN OR MORE STRIKEOUTS: Brandon Morrow (12), Aug. 23, 2010 vs. NYY

SHUTOUT: Brandon Morrow, Aug. 8, 2010 vs. TB (won 1-0)

BACK-TO-BACK COMPLETE GAMES: Roy Halladay, Sept. 25, 2009 vs. SEA (won 5-0) and Sept. 30, 2009 at BOS (won 12-0)

BACK-TO-BACK COMPLETE GAME WINS: Roy Halladay, Sept. 25, 2009 vs. SEA (won 5-0) and Sept. 30, 2009 at BOS (won 12-0)

FOUR CONSECUTIVE COMPLETE GAMES: Roy Halladay, Apr. 12, 2008 at TEX (won 4-1), Apr. 17, 2008 vs. TEX (lost 1-4), Apr. 23, 2008 at TB (lost 3-5) and Apr. 29, 2008 at BOS (lost 0-1)

BACK-TO-BACK SHUTOUTS: Roy Halladay, Sept. 25, 2009 vs. SEA (won 5-0) and Sept. 30, 2009 at BOS (won 12-0)

10+ INNINGS PITCHED: Roy Halladay, Apr. 13, 2007 vs. DET (won 2-1 in 10)

4 STRIKEOUTS TO START A GAME: Josh Towers, Apr. 27, 2007 vs. TEX

POSITION PLAYER PITCHING: Frank Menechino, Aug. 28, 2004 vs. NYY (lost 18-6)

PITCHER PLAYING POSITION: Dave Stieb, Aug. 29, 1980 vs. MIN (left field)

HOME RUN BY PITCHER: Mark Hendrickson, June 21, 2003 at MTL

BLUE JAYS HITTING – TEAM

BACK-TO-BACK HOME RUNS: Edwin Encarnacion and Jose Molina, Sept. 30, 2010 at MIN

BACK-TO-BACK-TO-BACK HOME RUNS: Vernon Wells, Corey Koskie, Shea Hillenbrand, Apr. 9, 2005 vs. BOS

THREE HOME RUNS, ONE INNING: Adam Lind, Aaron Hill and Edwin Encarnacion, Aug. 7, 2010 vs. TB (3rd inn)

FOUR HOME RUNS, ONE INNING: Aug. 17, 2001 vs. TEX, 6th inning, Jeff Frye (2R), Jose Cruz Jr. (1R), Shannon Stewart (1R), Carlos Delgado (1R)

FIVE HOME RUNS, ONE GAME: Sept. 30, 2010 at MIN (6)

SIX HOME RUNS, ONE GAME: Sept. 30, 2010 at MIN

TWO GRAND SLAMS, ONE GAME: None

HOME RUNS BY FIRST TWO BATTERS OF A GAME: Alex Rios & Frank Catalanotto, June 14, 2006 vs. BAL

20 or MORE HITS ONE GAME: 20, Aug. 20, 2010 at BOS

THREE CONSECUTIVE 10 RUN GAMES: May 30–June 1, 2003; May 30 vs. BOS (won 13-2), May 31 vs. BOS (won 10-7) and June 1 vs. BOS (won 11-8)

5 or MORE STOLEN BASES: (5) July 19, 2001 at BOS

NO STRIKEOUTS, BATTING: May 1, 2008 vs. BOS

10 OR MORE RUNS, ONE INNING: 10 runs, Aug. 31, 2010 at TB (6th inning)

HOME RUN BY PITCHER: Mark Hendrickson, June 21, 2003 at MTL

BLUE JAYS HITTING – INDIVIDUAL

LEADOFF HOME RUN: Travis Snider, Sept. 29, 2010 vs. NYY

INSIDE-THE-PARK HOME RUN: Jose Bautista, July 7, 2010 vs. MIN

GRAND SLAM HOME RUN: Jose Bautista, Sept. 30, 2010 at MIN

PINCH HIT HOME RUN: Adam Lind, May 21, 2010 at ARI

PINCH HIT GRAND SLAM: Reed Johnson, July 1, 2005 at BOS

WALK OFF HOME RUN: Lyle Overbay, Sept. 25, 2010 vs. BAL

TWO HOME RUNS, ONE GAME: Jose Bautista and Edwin Encarnacion, Sept. 30, 2010 at MIN
THREE HOME RUNS, ONE GAME: Edwin Encarnacion, May 21, 2010 at ARI
FOUR HOME RUNS, ONE GAME: Carlos Delgado, Sept. 25, 2003 vs. TB
TWO PLAYERS, MULTI-HR GAME, SAME GAME: Jose Bautista and Edwin Encarnacion, Sept. 30, 2010 at MIN
TWO HOME RUNS, SAME INNING: Joe Carter, Oct. 3, 1993 at BAL, 2nd inning
HOME RUNS FROM BOTH SIDES OF THE PLATE, ONE GAME: Gregg Zaun, Sept. 13, 2006 at SEA
HOME RUN, FIRST MAJOR LEAGUE AT-BAT: J.P. Arencibia, Aug. 7, 2010 vs. TB
HOME RUN, FIRST MAJOR LEAGUE HIT: J.P. Arencibia, Aug. 7, 2010 vs. TB
MULTI-HR GAME, MLB DEBUT: J.P. Arencibia, Aug. 7, 2010 vs. TB (2-HR)
HOME RUN INTO ROGERS CENTRE FIFTH DECK: Vernon Wells, Sept. 16, 2004 vs. BAL (445 feet)
FIVE HITS, ONE GAME: Adam Lind, June 4, 2009 at LAA
SIX HITS, ONE GAME: Frank Catalanotto, May 1, 2004 at CWS (GM #2)
TWO HITS, SAME INNING: Travis Snider, Aug. 2, 2010 at NYY (5th inn)
TWO HITS, SAME INNING (2 or more players): Alex Rios & Vernon Wells, July 9, 2008 vs. BAL (4th inning)
HOME RUN IN FIRST TWO INNINGS: Lyle Overbay, June 30, 2006 vs. PHI
TWO TRIPLES (ONE INNING, TEAM): Joe Inglett & Adam Lind, July 12, 2008 vs. NYY (1st inn)
FOUR OR MORE STEALS, ONE GAME: Otis Nixon, Aug. 14, 1996 vs. BOS (4)
STEAL OF HOME: Brad Wilkerson, June 8, 2008 vs. BAL
STRAIGHT STEAL OF HOME: Aaron Hill, May 29, 2007 vs. NYY
MULTI-HIT GAME BY PITCHER: Roy Halladay (2), June 10, 2007 at LAD
BATTING FOR THE CYCLE: Jeff Frye, Aug. 17, 2001 vs. TEX

BLUE JAYS MISCELLANEOUS – TEAM

TRIPLE PLAY: Sept. 21, 1979 vs. NYY
TURNED FIVE OR MORE DP'S: Sept. 6, 2008 vs. TB (13.0)
FOUR GAME SWEEP: May 15-18, 2009 vs. CWS
TIE GAME: Apr. 26, 1998 at CWS (5-5)
THREE CONSECUTIVE EXTRA INNING GAMES: Apr. 19-21, 1998: Apr. 19 vs. CWS (won 5-4, 12.0), Apr. 20 vs. NYY (lost 3-2, 11.0), Apr. 21 vs. NYY (lost 5-3, 10.0)
SUSPENDED GAME: July 23, 2008 at BAL (7th inning due to rain), completed July 24, 2008 (won 5-1)
RAIN SHORTENED GAME: June 11, 2010 at COL (6.0 inn, lost 5-3)
GAME POSTPONED: July 23, 2010 at DET (due to rain, made up as part of DH on July 25)
DOUBLEHEADER: Sept. 1, 2009 at TEX (lost both)
DOUBLEHEADER SWEEP: Oct. 5, 2001 vs. CLE
SPLIT DOUBLEHEADER: July 25, 2010 at DET (won, 5-3 in GM 1 of DH)
SELLOUT AT HOME: Apr. 12, 2010 vs. CWS (46,321)
PLAYER EJECTION: Jose Bautista, Sept. 4, 2010 at NYY
MANAGER EJECTION: Cito Gaston, Sept. 28, 2010 vs. NYY
BENCH CLEARING: Sept. 26, 2010 vs. BAL

OPPONENTS PITCHING – TEAM

PERFECT GAME: May 15, 1981 (lost 3-0) at CLE
NO-HITTER: May 1, 1991 (lost 3-0) at TEX
ONE-HITTER: June 14, 2005 (lost 3-0) vs. STL
SHUTOUT: Sept. 19, 2009 at TB, lost 4-0
BACK-TO-BACK SHUTOUTS: July 16, 2001 at NYM (lost 3-0) and July 17 at NYM (lost 1-0)
BACK-TO-BACK 1-0 SHUTOUTS: Aug. 25, 1990 vs. BOS and Aug. 26, 1990 vs. BOS

OPPONENTS PITCHING – INDIVIDUAL

PERFECT GAME: Len Barker, May 15, 1981 (lost 3-0) at CLE
NO-HITTER: Nolan Ryan, May 1, 1991 (lost 3-0) at TEX
ONE-HITTER: Chris Carpenter (9.0), June 14, 2005 (lost 3-0) vs. STL
TEN OR MORE STRIKEOUTS: Andy Pettitte (10), June 5, 2010 vs. NYY
SHUTOUT: Jeff Niemann, June 8, 2010 at TB (Lost 9-0)
BACK-TO-BACK SHUTOUTS: Mike Mussina, Sept. 26, 1995 vs. BAL (lost 5-0) and Scott Erickson, Sept. 27, 1995 vs. BAL (lost 7-0)
HOME RUN BY PITCHER: Felipe Lira, July 8, 2000 at MTL

OPPONENTS HITTING – TEAM

BACK-TO-BACK HOME RUNS: Marcus Thames and Jorge Posada, Aug. 24, 2010 vs. NYY
BACK-TO-BACK-TO-BACK HOME RUNS: Manny Ramirez (1R), David Ortiz and Orlando Cabrera, Aug. 25, 2004 vs. BOS
THREE HOME RUNS, ONE INNING: Mark Teixeira, Marcus Thames and Jorge Posada, Aug. 24, 2010 vs. NYY
FOUR HOME RUNS, ONE INNING: Jason Varitek, David Ortiz, Jason Bay and Mike Lowell, May 20, 2009 at BOS

FIVE HOME RUNS, ONE GAME: Aug. 24, 2010 vs. NYY
SIX or MORE HOME RUNS, ONE GAME: Apr. 29, 2003 vs. TEX (6)
TWO GRAND SLAMS, ONE GAME: Ramon Hernandez and Miguel Tejada, Aug. 24, 2003 vs. OAK
HOME RUNS BY FIRST TWO BATTERS OF A GAME: Derek Jeter, Robinson Cano, Sept. 23, 2005 at NYY (Ted Lilly)
20 or MORE HITS, ONE GAME: (24) June 24, 2004 vs. TB
THREE CONSECUTIVE 10 RUN GAMES: Apr. 14-16, 2000: Apr. 14 vs. SEA (lost 11-9), Apr. 15 vs. SEA (lost 17-6), Apr. 16 vs. SEA (lost 19-17)

OPPONENTS HITTING – INDIVIDUAL

LEAD OFF HOME RUN: Brian Roberts, Sept. 13, 2010 at BAL
INSIDE-THE-PARK HOME RUN: Brett Gardner, July 4, 2010 at NYY
GRAND SLAM HOME RUN: Brad Hawpe, Sept. 11, 2010 vs. TB
PINCH HIT HOME RUN: Colby Rasmus, June 22, 2010 vs. STL
PINCH HIT GRAND SLAM: Gregg Zaun, Aug. 16, 2009 at TB
WALK OFF HOME RUN: Jed Lowrie, Aug. 21, 2010 at BOS
TWO HOME RUNS, ONE GAME: Jose Lopez (3), Sept. 22, 2010 vs. SEA
THREE HOME RUNS, ONE GAME: Jose Lopez, Sept. 22, 2010 vs. SEA
HOME RUNS FROM BOTH SIDES OF THE PLATE, ONE GAME: Tony Clark, Aug. 28, 2004 vs. NYY
HOME RUN INTO ROGERS CENTRE FIFTH DECK: Jayson Werth, June 18, 2009 vs. PHI
FIVE HITS, ONE GAME: Carl Crawford, May 24, 2006 vs. TB
TWO HITS, SAME INNING: Ramon Hernandez, Aug. 24, 2003 vs. OAK (6th inning)
FOUR OR MORE STEALS, ONE GAME: Carl Crawford, May 24, 2006 vs. TB (4)
STRAIGHT STEAL OF HOME: Grady Sizemore, Aug. 26, 2005 vs. CLE
STEAL OF HOME: B.J. Upton, July 8, 2009 at TB
BATTING FOR THE CYCLE: George Brett, vs. KC, July 25, 1990

OPPONENTS MISCELLANEOUS – TEAM

TRIPLE PLAY: May 12, 2008 at CLE (GM 2)—unassisted
TURNED FIVE OR MORE DP'S: Apr. 2, 2008 at NYY
FOUR GAME SWEEP: June 28-July 1, 2010 at CLE
FIVE GAME SWEEP: July 1-4, 2002 at BOS

Ricky Romero — Was one of only 21 AL pitchers to record 200+ innings, finishing 13th overall last season with 210.0 IP

GENERAL

Category	Record	Year
Doubleheaders, Most Played	17	1978
Doubleheaders, Best Record	5-1-4	1980
Doubleheaders, Most Wins	5	1980
Doubleheaders, Most Losses	8	1978
Doubleheaders, Most Split	8	1977
Extra Innings, Most Wins	13	1989
Extra Innings, Most Losses	13	1986, 2009
Extra Innings, Most Played	23	1986
Extra Innings, Fewest Played	8	2000, 2003, 2006
Games	163	1984, 1986, 1998
Games Won	99	1985
Games Lost	109	1979
Games Won, Consecutively	11	June 2-13, 1987,
	11	Aug. 26-Sept. 7, 1998
Games Lost, Consecutively	12	May 31-June 11 & Aug. 10, 1981
Home Wins, Consecutive	10	July 21-28, Aug. 2-3, 1985
Home Losses, Consecutive	11	Aug. 15-16, 26-28, Sept. 2-6 1977
Road Wins, Consecutive	9	Sept. 14-30, 1993
Road Losses, Consecutive	12	July 7-9, 19-23, 31-Aug. 1,
	12	Aug. 11, 1979
Games Won, Highest Percentage	.615	(99-62) 1985
Home Record, Best	54-26	(.675) 1985
Road Record, Best	47-34	(.580) 1993
Homestand, Best	10-1	May 17-27, 1984
Homestand, Worst	0-6	5 times, last May 24-29, 2002
Home Wins, Fewest	25	1977
	17	1981 (Shortened season)
Road Wins, Fewest	21	1979
	20	1981 (Shortened season)
Home Losses, Most	55	1977
Road Losses, Most	60	1979
Road Trip, Best	9-1	June 8-17, 1990
Road Trip, Worst	0-9	May 19-27, 2009
One Club, Most Wins vs	15	Baltimore, 2002
Consecutive Wins vs One Club	13	Cleveland, 12-1991, 1-1992
	13	Baltimore, 10-1999, 3-2000
One Club, Most Losses vs	14	Boston, 2004 and Tampa Bay, 2009
One Club, Most Home Wins	9	Baltimore, 2010
One Club Home Losses	8	Boston, 2001
One Club, Most Road Wins	8	Baltimore, 2002
One Club, Most Road Losses	8	Milwaukee, 1978, Boston, 2004, Tampa Bay, 2009 and Baltimore, 2009
One Run Games, Most	59	1984, 1997
One Run Games, Most Wins	34	1984
One Run Games, Most Losses	31	1978, 1982, 1997, 2005
One Run Games, Fewest Wins	14	2003
One Run Games, Fewest Losses	10	2006
Day Games, Most Played	65	1979
Day Games, Most Won	38	1993
Day Games, Most Lost	44	1979
Night Games, Most Played	113	1998
Night Games, Most Won	67	1987, 1989
Night Games, Most Lost	68	1977, 1980
InterLeague, Most Wins	10	2003, 2007
InterLeague, Most Losses	11	1997, 2009
Players Used, Most	53	1999
Players Used, Fewest	33	1983, 1984
Pitchers Used, Most	24	2002, 2004, 2009, 2010
Pitchers Used, Fewest	13	1982, 1984
Righthanders, Most Wins vs	75	1985
Lefthanders, Most Wins vs	37	1990
Righthanders, Most Losses vs	75	1979
Lefthanders, Most Losses vs	44	1982
Shutouts, Both Teams, Most	27	1997
Shutouts, Most Wins	16	1991, 1997
Shutouts, Most Losses	20	1981
Shutouts, Fewest Won	3	1977
Shutouts, Fewest Lost	2	1993

Category	Record	Year
Shutouts, Most vs One Team	4	vs Detroit, 1989;
	4	vs New York (AL), 1997
Shutouts, Most By Opponent	4	vs Milwaukee, 1978, vs Bos., 1990
Winning Margin, Highest	17	at Kansas City, May 16, 2003
Winning Margin, Highest by Opponent	22	vs California, Aug. 25, 1979
	22	at Baltimore, Sept. 28, 2000
Artificial Turf, Most Won	64	1985, 1992
Artificial Turf, Most Lost	60	1977 & 1978
Natural Turf, Most Won	39	1993
Natural Turf, Most Lost	52	1978

BATTING

Category	Record	Year (Not including strike-shortened seasons '81, '94, '95)
At Bats, Most	5716	1986
Batting Average, Highest	.284	2006
Batting Average, Lowest	.244	1997
Grounded Into Double Plays, Most	166	2006
Grounded Into Double Plays, Fewest	91	1984
Hit By Pitch, Most	92	1996
Hit By Pitch, Fewest	23	1977 & 1978
Hits, Most	1591	2006
Hits, Fewest	1333	1997
Hits vs One Club, Most	201	vs Boston, 2006
Home Runs, Most	257	2010
Home Runs, Fewest	95	1979
Home Runs, Home Most	146	2010
Home Runs, Home Fewest	45	1977
Home Runs, Road Most	116	1999
Home Runs, Road Fewest	44	1982
Home Runs vs One Club, Most	34	vs. Baltimore, 2010
Grand Slams, Most	9	2000
Inside The Park, Most	4	1983
Left On Base, Most	1195	2009
Left On Base, Fewest	1064	1979
Singles, Most	1069	1984
Singles, Fewest	767	2010
Doubles, Most	357	2003
Doubles, Fewest	217	1978
Triples, Most	68	1984
Triples, Fewest	13	2009
Most Extra-Base Hits	597	2010
Pinch Hits, Most	72	1982
Pinch Hits, Fewest	4	2010
Pinch Hit Home Runs, Most	6	1984
Runs Batted In, Most	856	1999
Runs Batted In, Fewest	551	1978
Runs Scored, Most	894	2003
Runs Scored, Fewest	590	1978
Sacrifices, Most	81	1977
Sacrifices, Fewest	11	2003
Sacrifice Flies, Most	65	1991
Slugging Percentage, Highest	.469	2000
Slugging Percentage, Lowest	.358	1978
Stolen Bases, Most Stolen	193	1984
Stolen Bases, Times Caught	81	1982, 1998
Stolen Bases, Fewest Stolen	28	1978
Strikeouts, Most	1164	2010
Strikeouts, Fewest	645	1978
Total Bases, Most	2664	2000
Total Bases, Fewest	1947	1978
Walks, Most	588	1993
Walks, Fewest	415	1982
On-Base Percentage, Highest	.352	1999
On-Base Percentage, Lowest	.308	1978

FIELDING

Category	Record	Year
Assists, Most	1939	1980
Assists, Fewest	1532	1998
Chances Total, Most	6470	1980
Chances Total, Fewest	5958	1997
Double Plays, Most	205	1980
Double Plays, Fewest	107	1992
Errors, Most	164	1977
Errors, Fewest	84	2008
Fielding Percentage, Highest	.988	2009
Fielding Percentage, Lowest	.974	1977
Passed Balls, Most	31	1995
Passed Balls, Fewest	3	1985
Putouts, Most	4428	1986
Putouts, Fewest	4251	1979
Triple Plays	2	1979
Most Errorless Games	110	2008
Most Consecutive Errorless Games	15	2008

PITCHING

Category	Record	Year
Complete Games, Most	44	1979
Complete Games, Fewest	5	2010
Earned Run Average, Lowest	3.31	1985
Earned Run Average, Highest	5.14	2000
Hit Batsmen, Most	76	2001
Hit Batsmen, Fewest	20	1977
Hits, Most	1615	2000
Hits, Fewest	1301	1991
Home Runs, Most	195	2000
Home Runs, Fewest	99	1989
Home Runs, Home Most	107	2003
Home Runs, Home Fewest	50	1989
Home Runs, Road Most	103	2000
Home Runs, Road Fewest	49	1989, 1991
One Hit Games	3	1988, 2010
Runs, Most	908	2000
Runs, Fewest	588	1985
Earned Runs, Most	821	2000
Earned Runs, Fewest	532	1985
Relief Appearances, Most	482	2006
Relief Appearances, Fewest	187	1977
Saves, Most	60	1991
Saves, Fewest	11	1979
Strikeouts, Most	1184	2008, 2010
Strikeouts, Fewest	613	1979
Walks, Most	654	1995
Walks, Fewest	444	2005
Wild Pitches, Most	83	1993
Wild Pitches, Fewest	25	1983
Shutouts, Most	17	1988
Shutouts, Fewest	3	1977
1-0 Games, Won, Most	5	1980
1-0 Games, Lost, Most	3	1979, 1992, 2005, 2008

INDIVIDUAL SEASON RECORDS

R - Right hand batter **L - Left hand batter** **B - Switch hitter** *** - League Leader**

BATTING

Highest Average (502 Plate App.)	(R)	.341	Paul Molitor-'94
	(L)	*.363	John Olerud-'93
	(B)	.328	Tony Fernandez-'99
Most Games	(R)	162	Rick Bosetti-'79, Joe Carter-'91
	(L)	*162	Carlos Delgado-'00
		*162	Carlos Delgado-'01
	(B)	*163	Tony Fernandez-'86
Most at Bats	(R)	*682	Aaron Hill-'09
	(L)	630	Shawn Green-'98
	(B)	687	Tony Fernandez-'86
Most Runs	(R)	121	Paul Molitor-'93
	(L)	134	Shawn Green-'99
	(B)	116	Devon White-'93
Most Hits	(R)	*215	Vernon Wells-'03
	(L)	200	John Olerud-'93
	(B)	213	Tony Fernandez-'86
Most Total Bases	(R)	*373	Vernon Wells-'03
	(L)	*378	Carlos Delgado-'00
	(B)	306	Jose Cruz Jr.-'01

BATTING

Highest Slugging Percentage	(R)	.617	Jose Bautista-'10
	(L)	.664	Carlos Delgado-'00
	(B)	.530	Jose Cruz Jr.-'01
Most Singles	(R)	147	Paul Molitor-'93
	(L)	120	John Olerud-'93
	(B)	*161	Tony Fernandez-'86
Most Extra Base Hits	(R)	*92	Jose Bautista-'10
	(L)	*99	Carlos Delgado-'00
	(B)	76	Jose Cruz Jr.-'01
Most Doubles	(R)	*49	Vernon Wells-'03
	(L)	*57	Carlos Delgado-'00
	(B)	42	Devon White-'93
Most Triples	(R)	9	Jesse Barfield-'85
	(L)	*15	Lloyd Moseby-'84
	(B)	17	Tony Fernandez-'90
Most Home Runs	(R)	54	Jose Bautista-'10
	(L)	44	Carlos Delgado-'99
	(B)	34	Jose Cruz Jr.-'01
Most Home Runs-Home	(R)	33	Jose Bautista-'10
	(L)	30	Carlos Delgado-'00
	(B)	15	Jose Cruz Jr.-'00, '01
Most Home Runs-Road	(R)	28	George Bell-'87
	(L)	27	Carlos Delgado-'99
	(B)	19	Jose Cruz Jr.-'01
Most Grand Slam Home Runs	(R)	2	9X, last Jose Bautista-'10
	(L)	3	Carlos Delgado-'97
		3	Darrin Fletcher-'00
	(B)	1	Tony Fernandez-'89, '90, '01
		1	Junior Felix-'89
		1	Roberto Alomar-'93
		1	Devon White-'95
		1	Jose Cruz Jr.-'01
		1	Gregg Zaun-'05, '06
Most Runs Batted In	(R)	*134	George Bell-'87
	(L)	*145	Carlos Delgado-'03
	(B)	93	Roberto Alomar-'93
Most Base On Balls	(R)	100	Jose Bautista-'10
	(L)	123	Carlos Delgado-'00
	(B)	87	Roberto Alomar-'92
Most Intentional Base on Balls	(R)	12	Joe Carter-'91
	(L)	33	John Olerud-'93
	(B)	11	Tony Fernandez-'99
Most Times Striking Out	(R)	159	Jose Canseco-'98
	(L)	149	Fred McGriff-'88
	(B)	138	Jose Cruz Jr.-'01
Most Sacrifice Bunts	(R)	19	Luis Gomez-'78
	(L)	10	Lloyd Moseby-'80/Willie Upshaw-'82
	(B)	16	Alfredo Griffin-'79, Roberto Alomar-'91
Most Sacrifice Flies	(R)	14	George Bell-'89
	(L)	11	Carlos Delgado-'04
	(B)	10	Tony Fernandez-'89
Most Times Hit by Pitch	(R)	22	Shea Hillenbrand-'05
	(L)	19	Carlos Delgado-'03
	(B)	11	Tony Fernandez-'98
Most Times GIDP	(R)	25	Troy Glaus-'06
	(L)	24	Lyle Overbay-'08
	(B)	17	Tony Fernandez-'90
Fewest Times GIDP (100 games)	(R)	2	Buck Martinez-'84
	(L)	3	Fred McGriff-'87
	(B)	0	Dave Collins-'84, Jose Cruz Jr.-'98
Fewest Times Striking Out	(R)	21	Bob Bailor-'78
(502 Plate App.)	(L)	54	John Olerud-'95
	(B)	41	Tony Fernandez-'85
		41	Roberto Alomar-'94
Most Pinch-Hits	(R)	11	Wayne Nordhagen-'82
		11	Cliff Johnson-'84
	(L)	10	Sam Ewing-'77
		10	Hosken Powell-'82
		10	Rance Mulliniks-'83
		10	Rick Leach-'86
	(B)	16	Tony Fernandez-'01

PITCHING

Most Wins	(R)	*22	Roy Halladay-'03
	(L)	*20	David Wells-'00
Most Home Wins	(R)	12	Doyle Alexander-'84
		12	Dave Stieb-'88
		12	Roger Clemens-'98
	(L)	10	Jimmy Key-'85/'87
		10	Jeff Musselman-'87
Most Road Wins	(R)	12	Pat Hentgen-'93
		*12	Roy Halladay-'03
	(L)	11	David Wells-'00
Most Losses	(R)	18	Phil Huffman-'79
	(L)	18	Jerry Garvin-'77/Jimmy Key-'86
Most Home Losses	(R)	10	Jesse Jefferson-'77
		10	Dave Stieb-'80
	(L)	9	Jerry Garvin-'80
Most Road Losses	(R)	12	Luis Leal-'82
	(L)	11	Tom Underwood-'97
Most Decisions	(R)	31	Dave Stieb-'82, Roy Halladay-'08
	(L)	28	Jerry Garvin-'77
		28	Jimmy Key-'91
		28	David Wells-'00
		28	Ted Lilly-'06
Highest Winning Pct (15 decisions)	(R)	.824	Juan Guzman (14-3)-'93
	(L)	.733	John Cerutti (11-4)-'87
Lowest ERA (162 IP)	(R)	*2.05	Roger Clemens-'97
	(L)	*2.76	Jimmy Key-'87
Most Appearances	(R)	89	Mark Eichhorn-'87
	(L)	81	Scott Downs-'07
Most Games Started	(R)	40	Jim Clancy-'82
	(L)	36	Jimmy Key-'87
Most Complete Games	(R)	19	Dave Stieb-'82
	(L)	12	Jerry Garvin-'77
		12	Tom Underwood-'79
Most Shutouts	(R)	5	Dave Stieb-'82
	(L)	2	Jimmy Key-'86, '91, '92
Most Innings Pitched	(R)	288.1	Dave Stieb-'82
	(L)	261.0	Jimmy Key-'87
Most Hits Allowed	(R)	278	Dave Lemanczyk-'77
	(L)	266	David Wells-'00
Most Runs Allowed	(R)	143	Dave Lemanczyk-'77
		143	Erik Hanson-'96
	(L)	132	David Wells-'99
Most Earned Runs Allowed	(R)	129	Erik Hanson-'96
	(L)	124	David Wells-'99
Most Home Runs Allowed	(R)	36	Woody Williams-'98
	(L)	33	Jerry Garvin-'77
Most Bases on Balls	(R)	128	Jim Clancy-'80
	(L)	108	Al Leiter-'95
Most Strikeouts	(R)	*292	Roger Clemens-'97
	(L)	169	David Wells-'99
Most Hit Batsmen	(R)	16	Chris Carpenter-'01
	(L)	12	Chris Michalek-'01
Most Balks	(R)	6	Mark Eichhorn-'88
	(L)	5	Jimmy Key-'87
		5	Al Leiter-'94
		5	Chris Michalak-'01
Most Wild Pitches	(R)	*26	Juan Guzman-'93
	(L)	14	Al Leiter-'95
Most Relief Appearances	(R)	89	Mark Eichhorn-'87
	(L)	81	Scott Downs-'07
Most Relief Wins	(R)	14	Mark Eichhorn-'86
	(L)	12	Jeff Musselman-'87
Most Relief Losses	(R)	10	Tom Buskey-'79; Duane Ward-'89
		7	Jerry Garvin-'80
		7	Gary Lavelle-'85
Most Saves	(R)	*45	Duane Ward-'93
	(L)	38	B.J. Ryan-'06
Most Decisions in Relief	(R)	20	Mark Eichhorn-'86
	(L)	17	Jeff Musselman-'87
Innings Pitched In Relief	(R)	157.0	Mark Eichhorn-'86
	(L)	92.1	Mike Willis-'77
Most Games Finished	(R)	70	Duane Ward-'93
	(L)	57	B.J. Ryan-'06

MISCELLANEOUS

Most Consecutive Wins	15	Roger Clemens	June 3-Sept. 21/98
	15	Roy Halladay	May 1-July 27/03
Most Consecutive Wins (Starter)	15	Roger Clemens	June 3-Sept. 21/98
	15	Roy Halladay	May 1-July 27/03
Most Consecutive Wins (Reliever)	11	Dennis Lamp	Apr. 6-Oct. 6/85
Most Consecutive Losses (Season)	10	Jerry Garvin	June 16-Aug. 7/77
	10	Jerry Garvin	May 21-July 23/78
	10	Paul Mirabella	May 23-Sept. 29/80
Most Consecutive Losses	13	Tom Underwood	Aug. 28-Sept. 26/78 (4) &
			Apr. 5-June 10/79 (9)
Most Consecutive Shutouts	3	Dave Stieb	Sept. 18-24-30/88
	3	Roger Clemens	Aug. 20-30/98
Most Consecutive Complete Games	7	Dave Stieb	June 18-July 21/80
Most Consecutive Scoreless Innings	33	Roger Clemens	Aug. 20-Sept. 5/98
Most Consecutive Games, one or more RBI's	8	Willie Upshaw	Sept. 11-20/83
	8	Carlos Delgado	April 16-23/00
	8	Matt Stairs	Aug. 28-Sept. 3/07
Most Consecutive Games, Extra-base Hit	11	Jesse Barfield	Aug. 17-27/85
Most Consecutive Hits	8	Rance Mulliniks	Aug. 24-27/84
	8	Paul Molitor	Aug. 26-27/95
	8	Tony Fernandez	May 6-11/99
	8	Adam Lind	June 3-4/09
Most Consecutive Times Reached Base	12	Lyle Overbay	May 22-25/08
Most Consecutive Games Reached Base Safely	37	Joe Carter	Apr. 8-May 23/94
Most Consecutive Hits, Team	10	vs. Minnesota	Sept. 4/92
			(2nd inning)
Most Consecutive Innings, No Earned Runs	41.0	Roy Halladay	Sept. 1-Sept. 22/03
Most Saves, Consecutive Opportunities	25	Tom Henke	Apr. 9-Aug. 7/91
Most Saves, Consecutive Appearances	10	Dwane Ward	Apr. 25-May 13/91
		Darren Hall	July 15-Aug. 5/94
		Billy Koch	July 18-Aug. 8/99
Most Home Runs, One Inning	4	vs. Texas (6th inning)	Aug. 17/01
	4	at Boston (5th inning)	May 20/09
Home Runs in Consecutive AB's	4	Carlos Delgado	Sept. 25/03
Most Consecutive Stolen Bases	23	Joe Carter	1993-1995
Most Runs, One Inning	11	vs. Seattle (A) (9th inning)	July 20/84
	11	vs. Oakland (H) (2nd inning)	Apr. 26/95
	11	vs. Minnesota (H) (6th inning)	July 25/07
Most Hits, One Inning	11	vs. Seattle (A) (9th inning)	July 20/84
	11	vs. Oakland (H) (2nd inning)	Apr. 26/96
Most Batters, One Inning	16	vs. Seattle (A) (9th inning)	July 20/84
Most Consecutive Errorless Games	15		2008
Most Errorless Games	110		2008
Most Errors, Game	6	Texas	May 13/82
Most Double Plays, Game	6	Detroit	Apr. 16/96
Most Innings, Home	18	vs. Los Angeles (AL)	July 28/05
Most Innings, Road	17	at Boston	Oct. 4/80 (1st game)
	17	at Florida	June 8/98
Longest Game, Time, Home (9.0 inning)	4:15	vs. New York (AL)	Apr. 11/88
Longest Game, Time, Road (9.0 inning)	4:12	at Detroit	Sept. 15/93
	4:12	at Boston	Apr. 1/02
Longest Game, Time, Home	5:57	vs New York (AL)	Apr. 19/01 (17.0)
Longest Game, Time, Road	5:49	at Baltimore	June 19/98 (15.0)
Shortest Game, Time, Home	1:33	vs Minnesota	Sept. 28/82
Shortest Game, Time, Road	1:39	at Detroit	June 16/77
Hitting Streak	28	Shawn Green	June 29-July 31, 1999
Most Consecutive Times Shutout	3		May 13-15/81
Most Consecutive Scoreless Innings	33.0		May 12-16/81
Most Consecutive Complete Games	4		Sept. 20, 21, 23, 24/83
Most Consecutive Shutout Games	3		May 21, 22, 23/83
Most Consecutive Shutout Innings-Pitchers	28		June 4, 5, 6, 7/85
Most Consecutive Games Played	432	Carlos Delgado	Apr. 3/00-Aug. 4/02
Most Years, Pitcher	15	Dave Stieb	1979-92, 1998
Most Years, Non-Pitcher	12	Ernie Whitt	1977-78, 1980-89
	12	Tony Fernandez	1983-90, 1993, 1998-99, 2001
Longest Road Trip	15	Games	1978, 1984, 1995

FIELDING SEASON RECORDS

Based on 108 games

FIRST BASEMEN

Category	Record	Player, Year
Games, Most	162	Carlos Delgado, 2000
Putouts, Most	1518	Carlos Delgado, 2001
Assists, Most	155	Lyle Overbay, 2008
Errors, Most	21	Willie Upshaw, 1983
Errors, Fewest	2	John Olerud, 1996 (101 games), Lyle Overbay, 2009 (130 games)
Total Chances, Most	1630	Carlos Delgado, 2001
Double Plays, Most	166	Carlos Delgado, 2001
Best Percentage	.998	Lyle Overbay, 2009 (130 games)

SECOND BASEMEN

Category	Record	Player, Year
Games, Most	160	Roberto Alomar, 1991 & Aaron Hill, 2007
Putouts, Most	333	Roberto Alomar, 1991
Assists, Most	560	Aaron Hill, 2007
Errors, Most	16	Damaso Garcia, 1980
Errors, Fewest	4	Manny Lee, 1990
	4	Roberto Alomar, 1995
Total Chances, Most	818	Aaron Hill, 2007
Double Plays, Most	129	Aaron Hill, 2009
Best Percentage	.994	Roberto Alomar, 1995

THIRD BASEMEN

Category	Record	Player, Year
Games, Most	156	Kelly Gruber, 1988
Putouts, Most	133	Ed Sprague, 1995
Assists, Most	349	Kelly Gruber, 1988
Errors, Most	22	Roy Howell, 1978/Kelly Gruber, 1989/Eric Hinske, 2003
Errors, Fewest	6	Rance Mulliniks, 1986
Total Chances, Most	477	Kelly Gruber, 1988
Double Plays, Most	37	Troy Glaus, 2006
Best Percentage	.978	Eric Hinske, 2004

SHORTSTOP

Category	Record	Player, Year
Games, Most	163	Tony Fernandez, 1986
Putouts, Most	319	Alfredo Griffin, 1982
Assists Most	509	Alex Gonzalez, 2001
Errors, Most	37	Alfredo Griffin, 1980
Errors, Fewest	6	Tony Fernandez, 1989
Total Chances, Most	824	Alfredo Griffin, 1982
Double Plays, Most	126	Alfredo Griffin, 1980
Best Percentage	.992	Tony Fernandez, 1989

CATCHERS

Category	Record	Player, Year
Games, Most	138	Pat Borders, 1993
Putouts, Most	869	Pat Borders, 1993
Assists, Most	88	Pat Borders, 1992
Errors, Most	13	Rick Cerone, 1979/Pat Borders, 1993
Errors, Fewest	2	Darrin Fletcher, 1999
Passed Balls, Most	14	Sandy Martinez, 1995
Total Chances, Most	962	Pat Borders, 1993
Double Plays, Most	12	Pat Borders, 1993
Best Percentage	.997	Darrin Fletcher, 1999
	.997	Benito Santiago, 1997
	.997	Bengie Molina, 2006

OUTFIELDERS

Category	Record	Player, Year
Games, Most	162	Rick Bosetti, 1979
	162	Jose Cruz, 2000
Putouts, Most	473	Lloyd Moseby, 1984
Assists, Most	22	Jesse Barfield, 1985
Errors, Most	15	George Bell, 1988
Errors, Fewest	0	Vernon Wells, 2005, 2010
	0	Frank Catalanotto, 2005
Total Chances, Most	497	Rick Bosetti, 1979
Double Plays, Most	8	Jesse Barfield, 1985, 1986
Best Percentage	1.000	Vernon Wells, 2005, 2010
		Frank Catalanotto, 2005

PITCHERS

Category	Record	Player, Year
Games, Most	89	Mark Eichhorn, 1987
Putouts, Most	34	Dave Stieb, 1985
	34	Jim Clancy, 1986
Assists, Most	66	Jerry Garvin, 1977
Errors, Most	8	Jesse Jefferson, 1977
Total Chances, Most	92	Dave Stieb, 1985
Double Plays, Most	8	Dave Stieb, 1980
Best Percentage (35 or more chances)	1.000	Done 20 times

Brett Cecil — Made 15 starts vs. AL East opponents, producing an 11-2 record with a 3.47 ERA. The 11 wins were 2nd to only Jon Lester (12-2) of BOS

BATTING

Category	Record	Opponent	Date
Runs	24	Baltimore (H)	June 26/78
Hits	25	Texas (A)	Aug. 9/99
Singles	17	5 times: Last--Kansas City (A)	May 16/03
Doubles	10	Boston (A)	Aug. 17/08
Triples	4	4 times: Last--Seattle (H)	July 5/84
Home Runs	10	Baltimore (H)	Sept. 14/87
Total Bases	53	Baltimore (H)	Sept. 14/87
Runs Batted in	24	Baltimore (H)	June 26/78
Extra Base Hits	12	Baltimore (H)	Sept. 14/87
	12	Seattle (A)	Aug. 19/98
	12	Boston (A)	Aug. 17/08
	12	Tampa Bay (H)	Aug. 7/10
Left On Base	17	Seattle (A)	July 17/92
	20	Cleveland (A) (13 Inn) (2nd g)	Aug. 15/84
Strikeouts	19	California (A) (13 Inn)	June 8/77
	19	New York-AL (H) (17 Inn)	Apr. 19/01
	18	California (A) (9 Inn)	June 8/77
	18	Texas (A) (9 Inn)	July 25/89
Base On Balls	13	Chicago-AL (H)	Apr. 16/79
	13	Texas (A)	June 29/92
	13	Milwaukee (A)	May 13/95
Stolen Bases	7	Baltimore (A)	Aug. 5/84
Sacrifice Hits	4	Cleveland (A)	Sept. 17/77
	4	Cleveland (A)	Oct. 2/77
Sacrifice Flies	4	Chicago-AL (A)	Aug. 14/90
Hit by Pitch	4	Boston (A)	Apr. 1/02
	4	Baltimore (A)	June 19/03
GIDP	6	Minnesota (A) (10 Inn)	Aug. 29/77 (1st g)
	6	Kansas City	Apr. 30/09
Best Shutout Victory	15-0	Detroit (A)	July 6/96
Worst Shutout Defeat	0-15	New York-AL (H)	Sept. 25/77 (1st g)
	0-15	Baltimore (A)	Aug. 19/06
Best Winning Margin	17	Kansas City (A) (Tor 18, KC 1)	May 16/03
Worst Losing Margin	22	California (H) (Tor-2, Cal-24)	Aug. 25/79
	22	Baltimore (A) (Tor-1, Bal-23)	Sept. 28/00
Most Consecutive Games, one or more HRs	23	(44 home runs)	May 31-June 25/00
Most Consecutive Games, one or more HRs at Home	22		May 31-July 23/00
Most Consecutive Games, one or more HRs at Home, 2 seasons	22		Sept. 4/98-May 4/99
Most Consecutive Games, No HRs	10		May 22-June 4/77
	10		May 14-May 23/79
	10		Sept 20-Oct. 1/95
Most Consecutive Strikeouts, Batters	7	Boston (A) (Nomo)	May 25/01
Most Consecutive Strikeouts, Batters to Start a Game	6	Cleveland (H) (Colon)	July 26/00
Most Consecutive Strikeouts, Outs	7	California (A) (Ryan)	June 8/77
	7	Boston (A) (Nomo)	May 25/01

PITCHING

Category	Record	Opponent	Date
Most Runs	24	California (H)	Aug. 25/79
Most Earned Runs	22	Milwaukee (H)	Aug. 28/92
Most Unearned Runs	13	Baltimore (A)	Sept. 28/00
Most Hits	31	Milwaukee (H)	Aug. 28/92
Most Home Runs	8	Boston (A)	July 4/77
	8	Detroit (H)	June 20/00
Most Strikeouts	21	Detroit (H) (14 inn.)	Aug. 8/91
	18	Kansas City (H)	Aug. 25/98
Most Walks	16	Seattle (A) 9 (11 inn.)	May 9/02
	15	Baltimore (A)	June 27/89
Most Wild Pitches	5	Texas (A)	Apr. 8/10
Most Hit Batsmen	5	Boston (H)	July 10/10
	4	Cleveland (A)	Aug. 11/04
Longest 1-0 game, won	12 inn	Boston (A)	Sept. 26/86
Longest 1-0 game, lost	15 inn	Oakland (A)	July 27/86

FIELDING

Category	Record	Opponent	Date
Most Errors	6	Texas (A)	May 13/82
Most Double Plays	6	Detroit (H)	Apr. 16/96
	6	Minnesota (A)	Aug. 12/06
Stolen Bases Allowed	8	Milwaukee (H)	Aug. 29/92

BATTING

Category	Record	Player	Opponent	Date
At Bats	9	Alfredo Griffin (17 inn.)	Boston (A), 1st g	Oct. 4/80
Runs	5	Carlos Delgado	Seattle (A)	May 3/99
	5	Shannon Stewart	Tampa Bay (A)	June 25/02
	5	Orlando Hudson	Boston (H)	May 13/04
Hits	6	Frank Catalanotto	Chicago-AL (A) 2nd g	May 1/04
Doubles	4	Damaso Garcia	New York-AL (A)	June. 27/86
		Shannon Stewart	New York-NL (H)	July 18/00
		Alex Rios	Boston (A)	Aug. 17/08
Triples	2	Alfredo Griffin	Minnesota (A)	May 8/79
		Alfredo Griffin	Milwaukee (A)	Apr. 25/80
		Barry Bonnell	Oakland (H)	May 16/83
		Garth Iorg	Boston (H); 2nd g	Aug. 29/83
		Lloyd Moseby	New York-AL (H)	June 1/84
		Dave Collins	Seattle (H)	July 5/84
		Tony Fernandez	Minnesota (H)	June 5/90
		Devon White	Seattle (H)	Apr. 8/94
		Devon White	Kansas City (A) (12)	July 1/94
		Shannon Stewart	New York-AL (A) (11)	Sept. 20/97
		Orlando Hudson	Montreal (A)	June 21/03
		Alex Rios	Tampa Bay (H)	Apr. 27/05
Home Runs	4	Carlos Delgado	Tampa Bay (H)	Sept. 25/03
Total Bases	16	Carlos Delgado	Tampa Bay (H)	Sept. 25/03
Extra-Base Hits	4	10 times (9 players), Last: Troy Glaus	Baltimore (A)	Apr. 18/06
RBI's	9	Roy Howell	New York-AL (A)	Sept. 10/77
Sacrifice Bunts	2	31 times	Last: Chicago-AL (A)	Sept. 9/08
Sacrifice Flies	3	George Bell	Chicago-AL (A)	Aug. 14/90
Strikeouts	6	Alex Gonzalez (13 inn.)	Cleveland (H)	Sept. 9/98
	5	Alex Rios	Oakland (A)	July 29/06
	5	Alex Rios	Los Angeles-AL (H)	June 4/09
Walks	4	13 times (9 players), Last: Alex Rios	Philadelphia (A)	May 19/07
Stolen Bases	4	Damaso Garcia	Oakland (H)	Apr. 25/84
		Dave Collins	Baltimore (A)	Aug. 5/84
		Roberto Alomar	Baltimore (A)	June 8/91
		Otis Nixon	Boston (H)	Aug. 14/96
Hit By Pitch	3	Reed Johnson	Texas (A)	Apr. 16/05
		Reed Johnson	Tampa Bay (H)	Apr. 7/06
		Reed Johnson	New York-AL (A)	Apr. 29/06

PITCHING

Category	Record	Player	Opponent	Date
Innings	12	Jesse Jefferson	Boston (H)	May 23/78
		Dave Stieb	Oakland (H)	May 17/80
Most Innings, Reliever	7.1	Mike Willis	Boston (H), 1st g	Sept. 27/77
Hits	14	Josh Towers	Minnesota (H)	May 27/05
Runs	13	David Wells	Milwaukee (A)	Aug. 20/92
Earned Runs	13	David Wells	Milwaukee (A)	Aug. 20/92
Unearned Runs	10	Dave Stewart	Boston (A)	May 19/93
Home Runs	5	Pat Hentgen	Cleveland (H)	May 26/95
		Pat Hentgen	Boston (H)	June 25/97
		Brett Cecil	Boston (A)	May 20/10
Strikeouts	18	Roger Clemens	Kansas City (H)	Aug. 25/98
Walks	9	Jesse Jefferson	Baltimore (H)	June 18/77
		Jim Clancy	Chicago-AL (A)	Aug. 30/84
		Pat Hentgen	Seattle (A)	July 15/95
		Chris Carpenter	Seattle (H)	Aug. 16/99
Hit Batsmen	3	6 times: Last: Brett Cecil	Cleveland (H)	May 5/09
		Chris Michalak	Tampa Bay (H)	June 6/01
Wild Pitches	4	John Cerutti	Boston (A)	July 3/86
		Edwin Hurtado	Cleveland (A)	Aug. 31/95
		Al Leiter	Boston (A)	Sept. 23/95

SINGLE GAME FIELDING RECORDS

PITCHERS

Category	Record	Player	Opponent	Date
Most Putouts	5	Roy Halladay	Detroit (A)	June 2/02
Most Assists	8	Jim Clancy	Seattle (A)	Apr. 4/84
Most Errors	3	Juan Guzman	Anaheim (H)	May 23/97
Most Double Plays	3	Dave Lemanczyk	Boston (H)	Sept. 7/77
Most Total Chances	8	Jim Clancy	Seattle (A)	Apr. 4/84

CATCHERS

Category	Record	Player	Opponent	Date
Most Putouts	18	Darrin Fletcher	Kansas City (H)	Aug. 25/98
Most Assists	5	Jose Molina	Tampa Bay (A)	Apr. 25/10
Most Errors	2	12 times, Last: Rod Barajas	Los Angeles-AL (A)	May 7/09
		Darrin Fletcher (10 inn.)	Tampa Bay (H)	July 3/98
		Alberto Castillo	Cleveland (A)	Sept. 30/00
		Rod Barajas	Los Angeles-AL (A)	May 7/09
Most Passed Balls	2	Ernie Whitt	Texas (A)	Apr. 14/84
		Charlie Moore	Milwaukee (H)	Sept. 30/87
		Pat Borders	Milwaukee (A)	Aug. 13/91
		Pat Borders	Minnesota (H)	May 22/93
		Pat Borders	Oakland (H)	June 5/93
		Pat Borders	Boston (H)	June 21/94
		Randy Knorr	Minnesota (H)	July 18/94
		Sandy Martinez	Cleveland (A)	Aug. 31/95
		Kevin Brown	Chicago-AL (A)	Apr. 25/98
Most Total Chances	18	5 times, Last: Alberto Castillo	Montreal (H)	June 11/00

FIRST BASEMEN

Category	Record	Player	Opponent	Date
Most Putouts	21	Rick Leach (14 inn.)	Milwaukee (H)	Sept. 21/85
	21	Lyle Overbay (14 inn.)	Seattle (H)	July 15/06
	20	John Mayberry	Seattle (H)	Sept. 2/79
Most Assists	4	26 times, Last: Lyle Overbay	Atlanta (A)	May 24/09
Most Errors	3	Willie Upshaw (11 inn.)	Boston (A)	July 1/86
		Fred McGriff	Boston (A)	June 4/89
		John Olerud	Texas (A)	May 5/93
Most Double Plays	6	Lyle Overbay	Minnesota (A)	Aug. 12/06
Most Total Chances	24	Carlos Delgado (17 inn.)	New York-AL (H)	Apr. 19/01
	20	John Mayberry	Seattle (H)	Sept. 2/79
	20	John Olerud	Kansas City (H)	Aug. 19/95

SECOND BASEMEN

Category	Record	Player	Opponent	Date
Most Putouts	12	Tomas Perez (14 inn.)	Kansas City (A)	Aug. 20/96
	8	Damaso Garcia	Kansas City (H)	May 7/82
		Dan Ainge	Texas (A)	July 8/79
		Manny Lee	Boston (H)	Aug. 25/90
Most Assists	10	Dave McKay	Kansas City (H)	Aug. 12/78
		Orlando Hudson	Tampa Bay (A)	Sept. 11/03
		Aaron Hill	Minnesota (A)	Oct. 1/10
Most Errors	3	Garth Iorg	California (A)	Apr. 28/78
		Hector Torres	Baltimore (A)	June 24/77
Most Double Plays	5	Roberto Alomar (11 inn.)	New York-AL (H)	May 10/95
		Tilson Brito	Detroit (H)	Apr. 16/96
		Aaron Hill	Minnesota (A)	Aug. 12/06
Most Total Chances	15	Damaso Garcia	Kansas City (H)	May 7/82
		Tomas Perez (14 inn.)	Kansas City (A)	Aug. 20/96

THIRD BASEMEN

Category	Record	Player	Opponent	Date
Most Putouts	6	Kelly Gruber	Milwaukee (H)	Aug. 27/92
		Ed Sprague	Cleveland (A)	June 15/94
Most Assists	9	Roy Howell	Milwaukee (H), 2nd g	June 14/78
Most Errors	3	Dave Baker	Oakland (H), 2nd g	Sept. 15/82
		Kelly Gruber	Baltimore (A)	June 27/89
		Kelly Gruber	Chicago-AL (A)	May 23/92
Most Double Plays	3	Roy Howell	Texas (A)	July 8/79
		Roy Howell	Boston (A)	Sept. 26/79
		Ed Sprague	Detroit (H)	Apr. 16/96
		Eric Hinske	Texas (H)	Aug. 8/03
Most Total Chances	11	Roy Howell	Milwaukee (H)	Apr. 17/80
		Ed Sprague	Seattle (H)	July 1/91

SHORTSTOPS

Category	Record	Player	Opponent	Date
Most Putouts	8	Alfredo Griffin	Texas (A)	Sept. 2/81
		Alex Gonzalez	Cleveland (H)	May 16/97
			Minnesota (H)	Aug. 2/01
Most Assists	13	Alex Gonzalez	Cleveland (H)	Apr. 26/96
Most Errors	3	Hector Torres	Baltimore (A)	June 24/77
		Alfredo Griffin	Texas (A)	May 13/82
		Luis Sojo	Cleveland (A)	Aug. 31/90
Most Double Plays	5	Alfredo Griffin	California (A)	May 7/80
		Alex Gonzalez	Chicago-AL (A)	Apr. 24/98
		Marco Scutaro	Tampa Bay (H)	Sept. 6/08
Most Total Chances	16	Alex Gonzalez	Cleveland (H)	Apr. 26/96
		Marco Scutaro (13 inn)	Tampa Bay (H)	Sept. 6/08

OUTFIELDERS

Category	Record	Player	Opponent	Date
Most Putouts	10	Lloyd Moseby (10 inn.)	New York-AL (H) 1st g	Aug. 2/83
		Shannon Stewart (11 inn.)	Boston (H)	Sept. 3/98
		Jose Cruz Jr.	Cleveland (A)	Oct. 1/99
		Raul Mondesi	Montreal (A)	July 8/00
Most Assists	3	Steve Bowling	Oakland (H)	Aug. 27/77
		Rick Bosetti	Detroit (H)	May 28/79
Most Errors	2	18 times, Last: Joe Carter	Chicago-AL (A)	May 23/92
Most Double Plays	2	4 times, Last: Dewayne Wise	Chicago-AL (A)	Aug. 6/02
		Bob Bailor	Boston (H)	May 20/80
		Jesse Barfield	Seattle (A)	July 9/85
Most Total Chances	10	Lloyd Moseby (10 inn.)	New York-AL (H) 1st g	Aug. 2/83
		Shannon Stewart (11 inn.)	Boston (H)	Sept. 3/98
		Jose Cruz Jr.	Cleveland (A)	Oct. 1/99
		Raul Mondesi	Montreal (A)	July 8/00

MONTHLY RECORDS

TEAM

Category	Record	Year
Wins	21	May '03
	22	Sept./Oct. '88
Losses	23	Sept./Oct. '77/May '79
Batting Average	.314	Aug. '00
Slugging Avg.	.513	Aug. '00, June '03
Runs	193	May '03
Hits	324	Aug. '83
2B	78	Apr. '03
3B	16	June & July '84
HRs	56	Sept./Oct. '10
RBIs	185	May '03
SB	47	Aug. '84
Complete Games	11	June '79
Shutouts	6	Sept '88
Home Runs—Opponents	45	Aug. '99, Aug. '02
ERA (Low)	2.62	Sept. '92
ERA (High)	6.69	Apr. '02
Best Record	22-7	Sept/Oct. '88
Worst Record	4-22	Sept./Oct. '78

INDIVIDUAL PITCHING

Category	Record	Player	Date
Games	18	Mark Eichhorn	June'87
Wins	6	Roy Lee Jackson (Relief)	May '84
	6	Dave Stieb	May '88
	6	Roger Clemens	May '97
	6	Roy Halladay	May '03
Losses	7	Jesse Jefferson	Aug. '80
IP	60.2	Doyle Alexander	Sept. '84
Saves	11	Billy Koch	July '99
		Kelvim Escobar	Sept. '02
ERA (Starters)	0.90	Roger Clemens	Aug. '98 (50.0IP)
Complete Games	5	Tom Underwood	June '79
		Pat Hentgen	Aug. '96
		Roy Halladay	Sept. '03
Starts	8	Luis Leal	Aug. '82
	8	Jimmy Key	Sept./Oct. '87
SHO	3	Dave Stieb	Sept. '88
		Roger Clemens	Aug. '98

INDIVIDUAL BATTING

Category	Record	Player	Date
At Bats	134	Lloyd Moseby	Aug. '83
Hits	47	Lloyd Moseby	Aug. '83
Runs	31	Shawn Green	Aug. '98
2B	19	Carlos Delgado	July '00
3B	5	Alfredo Griffin	May '79
	5	Lloyd Moseby	June '84
	5	Orlando Hudson	Aug. '02
HRs	12	Carlos Delgado	Aug. '99
	12	Jose Cruz Jr.	Aug. '01
	12	Jose Bautista	May '10
		Jose Bautista	Aug. '10
RBIs	34	Carlos Delgado	June '03
Total Bases	82	Joe Carter	June '91
	82	George Bell	May '87
Extra Base Hits	24	Carlos Delgado	July '00
Bases on Balls	30	Fred McGriff	Aug.'89
			Sept./Oct. '89
SH	6	Roberto Alomar	Apr. '91
	6	Alex Gonzalez	June '98
SF	5	Lloyd Moseby	July '84
	5	George Bell	Sept. '89
	5	George Bell	Aug. '90
	5	Joe Carter	Sept. '92
	5	Joe Carter	May '94
SB	18	Dave Collins	Aug. '84
Avg	.450	John Olerud	Apr. '93 (82 AB)
Slugging	.865	Otto Velez	Apr. '77 (52 AB)

Yunel Escobar — Appeared in 60 games with the Blue Jays last season after being acquired from Atlanta along with LHP Jo-Jo Reyes for SS Alex Gonzalez, Tim Collins and Tyler Pastornicky on July 14

Low Hit Games by Blue Jays

NO-HITTER (1)

Sept. 2/90 – Dave Stieb, Toronto-3 at Cleveland-0

ONE HIT GAMES (21)

Apr. 24/79 – Dave Lemanczyk (9.0 IP), Toronto-2 at Texas-0, Putnam single in the 3rd inn
Aug. 27/79 – Phil Huffman (9.0 IP), Oakland-0 at Toronto-7, Essian single in the 6th inn
May 30/82 – Jim Gott (6.0 IP), Roy Lee Jackson (3.0 IP) Toronto-6 at Baltimore-0, Dempsey single in the 5th inn
Sept. 28/82 – Jim Clancy (9.0 IP), Minnesota-0 at Toronto-3, Bush bloop single in 9th inn to break up perfect game
May 14/83 – Luis Leal (5.0 IP), Roy Lee Jackson (4.0 IP) Toronto-8 at Cleveland-1, Bando single in the 8th inn
May 22/86 – Jimmy Key (9.0 IP), Toronto-5 at Chicago (AL)-0, Guillen single in the 5th inn
May 31/88 – Dave Stieb (9.0 IP), Milwaukee-0 at Toronto-9, Surhoff single in the 4th inn
Sept. 24/88 – Dave Stieb (9.0 IP), Toronto-1 at Cleveland-0, Franco single in the 9th inn with two out
Sept. 30/88 – Dave Stieb (9.0 IP), Baltimore-0 at Toronto-4, Traber single in the 9th inn with two out
Apr. 10/89 – Dave Stieb (9.0 IP), Toronto-8 at New York (AL)-0, Quirk single in 5th inn
Aug. 26/89 – Dave Stieb (9.0 IP), Milwaukee-0 at Toronto-7, Yount single in 6th inn
Aug. 26/92 – Todd Stottlemyre (9.0 IP), Toronto-9 at Chicago (AL)-0, Pasqua double with one out in the 8th inn
Aug. 2/95 – Paul Menhart (8.0 IP), Toronto-0 at Baltimore-1, Baines home run in the 2nd inn
May 2/98 – Roger Clemens (7.0 IP), Paul Quantrill (2.0 IP), Toronto-7 at Oakland-0, Grieve single in the 7th inn
Sept. 27/98 – Roy Halladay (9.0 IP), Detroit-1 at Toronto-2, Higginson homerun with two out in the 9th inn
May 21/00 – Frank Castillo (7.0 IP), Pedro Borbon (1.0 IP), Billy Koch (1.0 IP), Toronto-1 vs. Chicago (AL)-2, Johnson single in the 3rd inn
June 24/07 – Dustin McGowan (9.0 IP), Colorado-0 at Toronto-5, Baker leadoff single in the 9th inn
Sept. 4/09 – Roy Halladay (9.0 IP), New York (AL)-0 at Toronto-6, Pena doubled in the 6th inn with one out
Apr. 13/10 – Ricky Romero (8.0 IP), Kevin Gregg (1.0 IP), Chicago (AL)-2 at Toronto-4, Rios home run with one out in the 8th inn
Aug. 8/10 – Brandon Morrow (9.0 IP), Tampa Bay-0 at Toronto-1, Longoria single with two outs in the 9th inn
Aug. 16/10 – Shaun Marcum (9.0 IP), Toronto-3 at Oakland-1, Jackson home run with none out in the 7th inn

Brandon Morrow — On Aug. 8, 2010 vs. TB became 1st pitcher to record 17-SO in a game since Johan Santana with MIN on Aug. 19, 2007 vs. TEX (17-SO). Became just the 4th pitcher since 1954 to record at least 17-SO when tossing a CG-1 hitter

HIGHS & LOWS

TEAM

Category	Record	Year
Rookies on 25-man roster, opening day	9	1977
Rookies on opening day starting lineup	4	1977
Rookies to appear during season	18	2002
Major league debuts	12	1995
Greatest number of rookies on 25-man roster at one time	12	July 1-13, 23-27, 1977
Youngest rookie	Brian Milner	18 yrs, 7 mos, 6 days 1978
Oldest rookie	Pete Walker	33 yrs, 28 days 2002
Total number of at bats by rookies	2,477	1977
Total number of hits by rookies	649	1977
Total number of innings pitched by rookies	557	1977
Games started by rookies	68	1977
Games won by rookies	31	1986, 2009

BATTING

Category	Record	Year
Greatest number of rookies in starting lineup, game	7	(many times) 1977
Highest average (502 plate appearances)	310	Bob Bailor, 1977
Most games	153	Alfredo Griffin, 1979
Most at bats	624	Alfredo Griffin, 1979
Most hits	179	Alfredo Griffin, 1979
Most runs	99	Eric Hinske, 2002
Most total bases	272	Eric Hinske, 2002
Most extra-base hits	64	Eric Hinske, 2002
Most doubles	38	Eric Hinske, 2002
Most triples	10	Alfredo Griffin, 1979
Most home runs	24	Eric Hinske, 2002
Most runs batted in	84	Eric Hinske, 2002
Most bases on balls	77	Eric Hinske, 2002
Most times striking out	138	Eric Hinske, 2002
Fewest times striking out (502 plate appearances)	26	Bob Bailor, 1977
Most sacrifice bunts	16	Alfredo Griffin, 1979
Most sacrifice flies	8	Russ Adams, 2005
Highest slugging percentage	481	Eric Hinske, 2002
Most stolen bases	21	Alfredo Griffin, 1979
Most stolen base attempts	37	Alfredo Griffin, 1979
Most times caught stealing	16	Alfredo Griffin, 1979
Most times ground into double plays	20	Doug Ault, 1977
Fewest times grounded into double plays	5	Rick Bosetti, 1978
	5	Russ Adams, 2005
Longest hitting streak	20	Reed Johnson, 2003
Longest hitting streak, start of career	8	Jesse Barfield, 1981

PITCHING

Category	Record	Year
Most wins	14	Mark Eichhorn, 1986
Most losses	18	Jerry Garvin, 1977
		Phil Huffman, 1979
Most decisions	28	Jerry Garvin, 1977
Most games	72	Aquilino Lopez, 2003
Most games started	34	Jerry Garvin, 1977
		Gustavo Chacin, 2005
Most relief appearances	72	Aquilino Lopez, 2003
Most games finished	48	Billy Koch, 1999
Most saves	31	Billy Koch, 1999
Lowest era (162 IP)	3.72	Gustavo Chacin, 2005
Most innings pitched	244.2	Jerry Garvin, 1977
Most runs allowed	130	Phil Huffman, 1979
Most ER allowed	114	Jerry Garvin, 1977
Most home runs allowed	33	Jerry Garvin, 1977
Most bases on balls	85	Jerry Garvin, 1977
Most strikeouts	166	Mark Eichhorn, 1986
Most hit batsmen	12	Chris Michalak, 2001
Most wild pitches	11	Edwin Hurtado, 1995
Most balks	5	Chris Michalak, 2001
Most pickoffs	8	Chris, Michalak, 1995

1977 (16): Doug Ault, Bob Bailor, Steve Bowling, Tom Bruno, *Jeff Byrd, Rick Cerone, *Jim Clancy, *Mike Darr, *Dennis DeBarr, Sam Ewing, *Jerry Garvin, *Steve Staggs, Ernie Whitt, *Mike Willis, *Al Woods, Gary Woods, *Major League debut (8).

1978 (7): *Butch Alberts, Rick Bosetti, *Victor Cruz, *Garth Iorg, *Brian Milner, *Willie Upshaw, Dave Wallace, *Major Leage debut (5).

1979 (9): *Dan Ainge, *Bobby Brown, J.J. Cannon, *Butch Edge, Alfredo Griffin, *Pedro Hernandez, *Phil Huffman, *Dave Stieb, *Ted Wilborn, *Major League debut (7).

1980 (8): Damaso Garcia, *Paul Hodgson, *Pat Kelly, *Luis Leal, Mike Macha, *Lloyd Moseby, Domingo Ramos, *Ken Schrom, *Major League debut (5).

1981 (5): *Jesse Barfield, *George Bell, *Fred Manrique, *Greg Wells, Dan Whitmer, *Major League debut (4).

1982 (9): *Dave Baker, Jesse Barfield, *Mark Eichhorn, *Jim Gott, Pedro Hernandez, Anthony Johnson, *Geno Petralli, Ken Schrom, *Steve Senteney, *Major League debut (5).

1983 (6): *Jim Acker, *Stan Clarke, *Tony Fernandez, Geno Petralli, *Mitch Webster, *Matt Williams, *Major League debut (5).

1984 (7): Tony Fernandez, *Kelly Gruber, *Toby Hernandez, *Jimmy Key, Fred Manrique, *Ron Shepherd, Mitch Webster, *Major League debut (4).

1985 (10): *John Cerutti, Stan Clarke, *Steve Davis, *Cecil Fielder, Kelly Gruber, *Jeff Hearron, *Manny Lee, Ron Shepherd, *Lou Thorton, Mitch Webster, *Major League debut (6).

1986 (13): *Luis Aquino, John Cerutti, Stan Clarke, Steve Davis, Mark Eichhorn, Cecil Fielder, *Don Gordon, Kelly Gruber, Jeff Hearron, Joe Johnson, *Fred McGriff, *Jeff Musselman, Duane Ward, *Major League debut (4).

1987 (12): *Jeff DeWillis, *Rob Ducey, *Alexis Infante, *Nelson Liriano, Fred McGriff, Jeff Musselman, *Greg Myers, *Jose Nunez, *Mike Sharperson, *Matt Stark, Duane Ward, *David Wells, *Major League debut (9).

1988 (7): *Tony Castillo, David Wells, *Todd Stottlemyre, *Pat Borders, Alexis Infante, *Silvestre Campusano, Rob Ducey, *Major League debut (4).

1989 (12): *Kevin Batiste, *Francisco Cabrera, Tony Castillo, *Steve Cummings, *Junior Felix, *Mauro Gozzo, *Xavier Hernandez, *Glenallen Hill, Alexis Infante, Greg Myers, *John Olerud, *Alex Sanchez, *Major League debut (9).

1990 (11): *Willie Blair, Steve Cummings, *Carlos Diaz, Glenallen Hill, Rick Luecken, *Bob MacDonald, Greg Myers, John Olerud, *Tom Quinlan, *Luis Sojo, *Mark Whiten, *Major League debut (6).

1991 (15): *Derek Bell, *Denis Boucher, *Ray Giannelli, *Juan Guzman, *Pat Hentgen, *Vince Horsman, *Randy Knorr, Bob MacDonald, *Ed Sprague, *Mike Timlin, Turner Ward, *David Weathers, Mickey Weston, Mark Whiten, *Eddie Zosky, *Major League debut (11).

1992 (11): Derek Bell, Pat Hentgen, *Jeff Kent, Randy Knorr, *Doug Linton, *Mike Maksudian, Domingo Martinez, Tom Quinlan, *Rick Trlicek, David Weathers, Eddie Zosky, *Major League debut (5).

1993 (11): *Scott Brow, *Rob Butler, *Willie Canate, *Domingo Cedeno, *Carlos Delgado, *Huck Flener, *Shawn Green, Randy Knorr, Doug Linton, Domingo Martinez, *Woody Williams, *Major League debut (8).

1994 (11): Scott Brow, Rob Butler, Domingo Cedeno, *Brad Cornett, Carlos Delgado, *Alex Gonzalez, Shawn Green, *Darren Hall, *Robert Perez, *Aaron Small, *Paul Spoljaric, *Major League debut (6).

1995 (15): *Howard Battle, Alex Gonzalez, Shawn Green, *Sandy Martinez, Robert Perez, *Tomas Perez, *Shannon Stewart, *Giovanni Carrara, *Tim Crabtree, *Edwin Hurtado, *Ricardo Jordan, *Paul Menhart, *Ken Robinson, *Jimmy Rogers, *Jeff Ware, *Major League debut (12).

1996 (13): Luis Andujar, *Tilson Brito, *Miguel Cairo, Giovanni Carrara, *Felipe Crespo, Huck Flener, *Marty Janzen, *Julio Mosquera, Robert Perez, *Jose Silva, Paul Spoljaric, Shannon Stewart, Jeff Ware, *Major League debut (6).

1997 (10): *Carlos Almanzar, *Rich Butler, *Chris Carpenter, Felipe Crespo, Jose Cruz, Jr., *Kelvim Escobar, *Tom Evans, Julio Mosquera, Ken Robinson, Shannon Stewart, *Major League debut (5).

1998 (9): Carlos Almanzar, Kevin Brown, Tom Evans, *Roy Halladay, Nerio Rodriguez, *Steve Sinclair, Ben Van Ryn, *Shannon Withem, *Kevin Witt, *Major League debut (4).

1999 (14): *John Bale, *Casey Blake, *Tom Davey, *Gary Glover, Roy Halladay, *Billy Koch, *Pete Munro, Willis Otanez, *Mike Romano, *Anthony Sanders, Steve Sinclair, *Vernon Wells, Kevin Witt, *Chris Woodward, *Major League debut (10).

2000 (13): *Clayton Andrews, John Bale, *Pasqual Coco, *Darwin Cubillan, *Matt DeWitt, *Leo Estrella, Charlie Greene, Chad Mottola, *Josh Phelps, *Andy Thompson, Vernon Wells, *Dewayne Wise, Chris Woodward, *Major League debut (8).

2001 (12): *Brian Bowles, Pasqual Coco, Matt DeWitt, *Bob File, *Ryan Freel, *Cesar Izturis, *Felipe Lopez, *Luis Lopez, *Brandon Lyon, Chris Michalak, Josh Phelps, Vernon Wells, *Major League debut (7).

2002 (18): Brian Bowles, *Kevin Cash, *Scott Cassidy, Pasqual Coco, *Mark Hendrickson, *Eric Hinske, Ken Huckaby, *Orlando Hudson, Jason Kershner, *Joe Lawrence, *Justin Miller, Josh Phelps, *Mike Smith, Pedro Swann, *Corey Thurman, Pete Walker, *Jayson Werth, *Scott Wiggins*Major League debut (11).

2003 (8): Brian Bowles, Kevin Cash, *Vinnie Chulk, Howie Clark, Mark Hendrickson, *Reed Johnson, *Aquilino Lopez, Jayson Werth, *Major League debut (3)

2004 (16): *Russ Adams, *Dave Bush, Kevin Cash, *Gustavo Chacin, Vinnie Chulk, *Eric Crozier, *Jason Frasor, Kevin Frederick, *Gabe Gross, *Brandon League, Dave Maurer, Michael Nakamura, *Adam Peterson, *Simon Pond, *Guillermo Qurioz, *Alex Rios, *Major League debut (11). **2005** (9): Russ Adams, Gustavo Chacin, *John-Ford Griffin, Gabe Gross, *Aaron Hill, Guillermo Quiroz, Brandon League, *Shaun Marcum, *Dustin McGowan, *Major League debut (4).

2006 (10): Luis Figueroa, *John Hattig, *Casey Janssen, *Adam Lind, Shaun Marcum, Dustin McGowan, *Ryan Roberts, *Davis Romero, *Francisco Rosario, Brian Tallet, *Major League debut (6).

2007 (11): *Josh Banks, *Jordan De Jong, John-Ford Griffin, *Lee Gronkiewicz, Adam Lind, *Jesse Litsch, Ryan Roberts, *Curtis Thigpen, *Jamie Vermilyea, *Brian Wolfe, *Major League debut (7).

2008 (7): *Jesse Carlson, Buck Coats, *David Purcey, *Scott Richmond, *Travis Snider, *Randy Wells, *Robinzon Diaz

2009 (13): Bryan Bullington, *Brett Cecil, Dirk Hayhurst, *Brad Mills, Bill Murphy, *Kyle Phillips, *Robert Ray, Scott Richmond, Josh Roenicke, *Ricky Romero, Randy Ruiz, *Mark Rzepczynski, Travis Snider

2010 (7): *J.P. Arencibia, *Kyle Drabek, Jarrett Hoffpauir, *Rommie Lewis Jr., Mike McCoy, Brad Mills, Robert Ray

* Major League Debut

BATTING AVERAGE (502 plate appearnaces)

1	Bob Bailor	.310	1977
2	Alfredo Griffin	.287	1979
3	Eric Hinske	.279	2002
4	Damaso Garcia	.278	1980
5	Rick Bosetti	.259	1978

GAMES

1	Alfredo Griffin	153	1979
2	Eric Hinske	151	2002
3	Damaso Garcia	140	1980
4	Jesse Barfield	139	1982
	Russ Adams	139	2005

AT-BATS

1	Alfredo Griffin	624	1979
2	Rick Bosetti	568	1978
3	Eric Hinske	566	2002
4	Damaso Garcia	543	1980
5	Bob Bailor	496	1977

MOST RUNS

1	Eric Hinske	99	2002
2	Alfredo Griffin	81	1979
3	Reed Johnson	79	2003
4	Russ Adams	68	2005
5	Bob Bailor	62	1977
	Junior Felix	62	1989

MOST HITS

1	Alfredo Griffin	179	1979
2	Eric Hinske	158	2002
3	Bob Bailor	154	1977
4	Damaso Garcia	151	1980
5	Rick Bosetti	147	1978

DOUBLES

1	Eric Hinske	38	2002
2	Shawn Green	31	1995
3	Damaso Garcia	30	1980
4	Russ Adams	27	2005
5	Rick Bosetti	25	1978
	Aaron Hill	25	2005

TRIPLES

1	Alfredo Griffin	10	1979
2	Junior Felix	8	1989
3	Damaso Garcia	7	1980
	Shannon Stewart	7	1997
	Alex Rios	7	2004

HOME RUNS

1	Eric Hinske	24	2002
2	Fred McGriff	20	1987
3	Jesse Barfield	18	1982
4	Shawn Green	15	1995
	Josh Phelps	15	2002

RUNS BATTED IN

1	Eric Hinske	84	2002
2	Doug Ault	64	1977
3	Russ Adams	63	2005
4	Jesse Barfield	58	1982
	Josh Phelps	58	2002

EXTRA BASE HITS

1	Eric Hinske	64	2002
2	Shawn Green	50	1995
3	Damaso Garcia	41	1980
4	Russ Adams	40	2005
5	Doug Ault	36	1977
	Fred McGriff	36	1987
	Josh Phelps	36	2002

TOTAL BASES

1	Eric Hinske	272	2002
2	Alfredo Griffin	227	1979
3	Damaso Garcia	207	1980
4	Bob Bailor	200	1977
5	Rick Bosetti	197	1995

STOLEN BASES

1	Alfredo Griffin	21	1979
2	Junior Felix	18	1989
3	Bob Bailor	15	1977
	Alex Rios	15	2004
5	Damaso Garcia	13	1980
	Nelson Liriano	13	1987
	Eric Hinske	13	2002

SACRIFICE HITS

1	Alfredo Griffin	16	1979
2	Lloyd Moseby	10	1980
3	Alex Gonzalez	9	1995
4	Dan Ainge	7	1979
5	Bob Bailor	6	1977
	Al Woods	6	1977
	Jesse Barfield	6	1982
	John Scott	6	1977

SACRIFICE FLYS

1	Russ Adams	8	2005
2	Eric Hinske	5	2002
3	11 tied at 4		

HIT BY PITCH

1	Reed Johnson	20	2003
2	Jeff Kent	6	1992
3	Alfredo Griffin	5	1979
	Derek Bell	5	1992
	Aaron Hill	5	2005

BASE ON BALLS

1	Eric Hinske	77	2002
2	Fred McGriff	60	1987
3	John Olerud	57	1990
4	Russ Adams	50	2005
5	Alex Gonzalez	44	1995

STRIKEOUTS

1	Eric Hinske	138	2002
2	Alex Gonzalez	114	1995
3	Fred McGriff	104	1987
4	Junior Felix	101	1989
5	Lloyd Moseby	85	1980

WINS

1	Mark Eichhorn	14	1986
2	Gustavo Chacin	13	2005
	Ricky Romero	13	2009
4	Jeff Musselman	12	1987
5	Mike Timlin	11	1991

LOSSES

1	Jerry Garvin	18	1977
	Phil Huffman	18	1978
3	Jeff Byrd	13	1977
4	Scott Richmond	11	2009
5	Jim Gott	10	1982
	Casey Janssen	10	2006
	Jesse Litsch	10	2007

SAVES

1	Billy Koch	31	1999
2	Darren Hall	17	1994
	Jason Frasor	17	2004
4	Kelvim Escobar	14	1997
	Aquilino Lopez	14	2003

ERA (162 IP)

1	Gustavo Chacin	3.72	2005
2	Jerry Garvin	4.19	1977
3	Ricky Romero	4.30	2009
4	Phil Huffman	5.77	1979

GAMES

1	Aquilino Lopez	72	2003
2	Mark Eichhorn	69	1986
	Jesse Carlson	69	2008
4	Jeff Musselman	68	1987
5	Jim Key	63	1984
	Mike Timlin	63	1991
	Jason Frasor	63	2004

STARTS

1	Jerry Garvin	34	1977
	Gustavo Chacin	34	2005
3	Phil Huffman	31	1978
4	Mark Hendrickson	30	2003
5	Ricky Romero	29	2009

INNINGS

1	Jerry Garvin	244.2	1977
2	Gustavo Chacin	203.0	2005
3	Ricky Romero	178.0	2009
4	Phil Huffman	173.0	1978
5	Mark Hendrickson	158.1	2003

STRIKEOUTS

1	Mark Eichhorn	166	1986
2	Ricky Romero	141	2009
3	Jerry Garvin	127	1977
4	Juan Guzman	123	1991
5	Gustavo Chacin	121	2005

HITTERS

				Consec			1-inn			One-game						Batters					Totals					vs	
Y	Tot	H	A	2	3	4	3	4	5	5	6	7	8	9	10	PH	LO	XN	IP	P	1	10	20	30	40	RHP	LHP
77	100	45	55	3	0	0	1	0	0	0	0	0	0	0	0	5	1	2	1	0	15	5	0	0	0	65	35
78	98	50	48	2	0	0	0	0	0	0	0	0	0	0	0	2	2	2	0	0	15	2	2	0	0	59	39
79	95	50	45	2	0	0	0	0	0	0	0	0	0	0	0	4	1	2	2	0	15	4	1	0	0	67	28
80	126	56	70	3	0	0	0	0	0	0	0	0	0	0	0	3	0	3	1	0	17	5	2	1	0	82	44
81	61	34	27	2	0	0	0	0	0	0	0	0	0	0	0	1	1	0	1	0	12	2	0	0	0	31	30
82	106	62	44	3	0	0	1	0	0	0	0	0	0	0	0	4	1	1	1	0	19	4	1	0	0	56	50
83	167	101	66	10	0	0	2	0	0	1	0	0	0	0	0	5	2	4	4	0	16	9	3	0	0	106	60
84	143	59	84	5	1	0	3	0	0	0	0	0	0	0	0	6	1	1	2	0	15	7	1	0	0	105	38
85	158	75	83	6	0	0	0	0	0	1	0	0	0	0	0	4	2	8	0	0	16	6	2	0	0	102	56
86	181	87	94	5	0	0	0	0	0	0	0	0	0	0	0	4	4	6	1	0	16	7	3	2	1	126	55
87	215	101	114	8	1	0	3	0	0	3	0	0	0	0	1	3	0	4	0	0	18	9	4	1	1	152	63
88	158	78	80	6	0	0	0	0	0	1	0	0	0	0	0	2	1	2	1	0	15	7	2	1	0	105	53
89	142	64	78	4	0	0	0	0	0	0	0	0	0	0	0	3	4	3	1	0	17	6	1	1	0	106	36
90	167	93	74	6	0	0	2	0	0	2	0	0	0	0	0	0	1	3	0	0	15	7	3	2	0	109	58
91	133	75	58	1	0	0	0	0	0	0	0	0	0	0	0	1	6	5	1	0	17	4	2	1	0	86	47
92	163	79	84	4	0	0	0	0	0	0	0	0	0	0	0	0	5	2	1	0	13	7	3	1	0	122	41
93	159	90	69	7	0	0	0	0	0	2	0	0	0	0	0	1	6	0	1	0	15	6	3	1	0	121	38
94	115	63	52	2	0	0	0	0	0	0	1	0	0	0	0	1	4	2	1	0	12	5	1	0	0	74	41
95	140	73	67	5	0	0	1	0	0	0	0	0	0	0	0	1	3	1	1	0	16	7	1	0	0	104	36
96	177	87	90	3	0	0	0	0	0	1	1	0	0	0	0	2	1	3	0	0	15	8	3	2	0	130	47
97	147	68	79	5	0	0	0	0	0	0	0	0	0	0	0	1	0	1	0	0	15	7	2	1	0	109	38
98	221	112	109	6	0	0	0	0	0	0	0	1	0	0	0	1	2	3	3	0	16	8	4	3	1	167	54
99	212	96	116	11	0	0	3	0	0	3	1	0	0	0	0	4	3	3	0	0	23	7	3	2	2	170	42
00	244	134	110	5	1	0	2	0	0	2	0	0	0	0	0	0	8	1	0	0	15	8	7	4	2	205	39
01	195	94	101	8	1	0	2	1	0	4	0	0	0	0	0	2	4	5	1	0	19	8	3	2	0	150	45
02	187	102	85	6	0	0	1	0	0	1	0	0	0	0	0	4	3	3	2	0	17	8	3	1	0	150	37
03	190	94	96	6	0	0	0	0	0	1	0	0	0	0	0	0	6	3	1	1	18	7	3	2	1	150	40
04	145	80	65	2	0	0	0	0	0	0	0	0	0	0	0	4	7	1	0	0	19	6	2	1	0	93	52
05	136	76	60	3	1	0	1	0	0	0	0	0	0	0	0	3	1	0	0	0	14	7	1	0	0	94	42
06	199	121	78	10	0	0	2	0	0	2	0	0	0	0	0	2	6	3	0	0	16	9	3	2	0	146	53
07	165	90	75	6	0	0	2	0	0	0	0	0	0	0	0	4	5	3	0	0	17	9	4	0	0	121	44
08	126	69	57	2	0	0	0	0	0	0	0	0	0	0	0	2	2	1	0	0	19	6	1	0	0	100	26
09	209	104	105	5	0	0	1	0	0	2	1	0	0	0	0	2	3	4	0	0	16	9	2	2	0	156	53
10	257	146	111	10	0	0	1	0	0	2	2	0	1	0	0	1	5	2	1	0	17	9	7	2	1	211	46

PITCHERS

				Consec			1-inn			One-game						Batters					Totals					vs	
Y	Tot	H	A	2	3	4	3	4	5	5	6	7	8	9	10	PH	LO	XN	IP	P	1	10	20	30	40	RHB	LHB
77	152	94	58	4	1	0	0	2	0	2	0	0	1	0	0	6	0	4	3	0	15	5	3	1	0	93	59
78	149	75	74	2	0	0	0	0	0	0	0	0	0	0	0	2	3	1	0	0	12	8	3	0	0	106	43
79	165	74	91	6	0	0	1	0	0	2	0	0	0	0	0	1	2	3	3	0	17	8	2	0	0	103	62
80	135	75	60	1	0	0	0	0	0	2	0	0	0	0	0	5	1	4	2	0	15	7	0	0	0	63	72
81	72	41	31	1	0	0	0	0	0	0	0	0	0	0	0	2	2	2	1	0	12	3	0	0	0	42	30
82	147	70	77	5	0	0	2	0	0	0	0	0	0	0	0	1	1	2	2	0	13	6	3	0	0	88	59
83	145	84	61	5	0	0	1	0	0	1	0	0	0	0	0	2	3	3	2	0	14	6	3	0	0	85	60
84	140	78	62	2	1	0	2	0	0	1	0	0	0	0	0	3	0	4	1	0	12	5	3	0	0	70	70
85	147	78	69	5	1	0	1	0	0	0	0	0	0	0	0	4	1	2	1	0	15	5	3	0	0	78	69
86	164	89	75	7	0	0	4	0	0	2	0	0	0	0	0	9	4	5	0	0	16	5	4	0	0	96	68
87	158	83	75	2	0	0	0	0	0	1	0	0	0	0	0	4	4	3	1	0	13	8	3	1	0	101	57
88	143	73	70	4	0	0	0	0	0	0	0	0	0	0	0	1	5	5	3	0	15	7	2	0	0	102	41
89	99	50	49	1	0	0	0	0	0	0	0	0	0	0	0	2	2	1	0	0	17	5	0	0	0	70	29
90	143	82	61	4	1	0	2	0	0	1	1	0	0	0	0	3	3	3	0	0	16	6	2	0	0	100	43
91	121	72	49	2	0	0	0	0	0	0	0	0	0	0	0	5	2	5	0	0	16	4	2	0	0	80	41
92	124	60	64	6	0	0	0	0	0	0	0	0	0	0	0	2	2	0	0	0	14	4	2	0	0	86	38
93	134	81	53	4	0	0	0	0	0	1	0	0	0	0	0	1	1	1	1	0	13	5	2	0	0	75	59
94	127	64	63	4	0	0	0	0	0	1	0	0	0	0	0	3	4	2	1	0	15	4	3	0	0	75	52
95	145	79	66	2	0	0	1	0	0	1	0	0	0	0	0	1	2	8	0	0	19	7	1	0	0	74	71
96	187	102	85	6	0	0	0	0	0	1	0	0	0	0	0	6	5	2	0	0	19	5	4	0	0	105	82
97	167	72	95	7	0	0	4	0	0	3	0	0	0	0	0	4	4	3	1	0	20	4	2	2	0	91	76
98	169	77	92	6	0	0	2	0	0	0	1	0	0	0	0	2	4	2	1	0	16	6	2	1	0	82	87
99	191	93	98	4	0	0	0	0	0	1	0	0	0	0	0	2	4	1	0	0	20	7	2	2	0	111	80
00	195	92	103	7	1	0	0	1	0	3	0	0	1	0	0	1	2	3	0	1	21	7	3	1	0	109	86
01	165	84	81	5	0	0	0	0	0	5	0	0	0	0	0	5	0	1	0	0	18	5	2	0	0	89	76
02	177	89	88	3	0	0	1	0	0	2	0	0	0	0	0	1	3	4	0	0	21	11	0	0	0	78	99
03	184	107	77	6	0	0	1	0	0	0	1	0	0	0	0	2	1	0	2	0	21	8	3	0	0	108	76
04	181	93	88	4	2	0	3	0	0	0	1	0	0	0	0	3	2	2	0	0	21	7	2	0	0	80	101
05	185	103	82	9	0	0	0	0	0	3	0	0	0	0	0	2	6	1	2	0	17	8	4	0	0	119	66
06	185	94	91	6	0	0	1	0	0	0	0	0	0	0	0	1	2	0	0	0	21	7	1	0	0	119	66
07	157	83	74	6	0	0	1	0	0	0	0	0	0	0	0	3	3	3	0	0	20	7	2	0	0	75	82
08	134	56	78	2	0	0	1	0	0	1	0	0	0	0	0	3	2	3	1	0	18	4	2	0	0	68	66
09	181	90	91	7	0	0	1	1	0	1	0	0	0	0	0	3	6	4	0	0	21	5	3	0	0	95	86
10	150	81	69	7	0	0	2	0	0	1	0	0	0	0	0	1	2	2	1	0	20	5	2	0	0	99	51

HOME RUNS (1977-2010)

TOTAL	5437 (not including Post-Season)
HOME	2808 (Exhibition Stadium-817, Rogers Centre-1985, Puerto Rico-2, Philadelphia-4)
AWAY	2629
3 in inning	28
4 in inning	1
5 in game	26
6 in game	6
7 in game	1 (August 19, 1998 at Seattle)
8 in game	1 (August 7, 2010 vs. Tampa Bay)
10 in game	1 (September 14, 1987 vs Baltimore)
Bases Loaded	115
Inside-the-Park	28
Lead-off	101
Pinch-hit	82
Extra Innings	84
Off RH Pitcher	3931
Off LH Pitcher	1506
Post-Season	
Home	16
Away	14

YEARLY HOME RUN LEADERS

AT HOME

YEAR	PLAYER	HR	YEAR	PLAYER	HR	YEAR	PLAYER	HR	YEAR	PLAYER	HR
1977	Ron Fairly	10	1985	Jesse Barfield	15	1994	Joe Carter	18	2003	Carlos Delgado	24
1978	John Mayberry	12	1986	Jesse Barfield	16	1995	Joe Carter	13	2004	Carlos Delgado	18
1979	John Mayberry	13	1987	George Bell	19	1996	Ed Sprague	17	2005	Vernon Wells	28
1980	Otto Velez	12	1988	Fred McGriff	18	1997	Carlos Delgado	17	2006	Troy Glaus	25
1981	John Mayberry	10	1989	Fred McGriff	18	1998	Jose Canseco	25	2007	Frank Thomas	19
1982	Jesse Barfield	11	1990	Kelly Gruber	23	1999	Shawn Green	20	2008	Vernon Wells	11
	Willie Upshaw	11	1991	Joe Carter	23	2000	Carlos Delgado	30	2009	Aaron Hill	21
1983	Jesse Barfield	22	1992	Joe Carter	21	2001	Jose Cruz Jr.	15	2010	Jose Bautista	33
1984	George Bell	12	1993	Joe Carter	21	2002	Carlos Delgado	17			

ON THE ROAD

YEAR	PLAYER	HR	YEAR	PLAYER	HR	YEAR	PLAYER	HR	YEAR	PLAYER	HR
1977	Ron Fairly	9	1983	Cliff Johnson	12	1993	John Olerud	15	2001	Carlos Delgado	26
	Doug Rader	9	1984	George Bell	14	1994	Joe Carter	9	2002	Carlos Delgado	16
	Otto Velez	9	1985	George Bell	18	1995	Joe Carter	12	2003	Vernon Wells	20
1978	Rico Carty	10	1986	Jesse Barfield	24	1996	Ed Sprague	19	2004	Carlos Delgado	14
	John Mayberry	10	1987	George Bell	28	1997	Carlos Delgado	13	2005	Vernon Wells	14
1979	John Mayberry	8	1988	Fred McGriff	16	1998	Jose Canseco	21	2006	Troy Glaus	13
	Otto Velez	8	1990	Fred McGriff	21	1999	Carlos Delgado	27	2007	Matt Stairs	14
1980	John Mayberry	20	1991	Kelly Gruber	12	2000	Tony Batista	16	2008	Vernon Wells	9
1981	John Mayberry	7	1992	Joe Carter	13		Jose Cruz Jr.	16	2009	Adam Lind	21
1982	Willie Upshaw	10		Dave Winfield	13		Brad Fullmer	16	2010	Jose Bautista	21

BLUE JAYS — FOUR HOME RUN GAMES (1)

PLAYER	DATE	H/A	OPPONENT	PITCHERS
CARLOS DELGADO	Sept. 25, 2003	H	Tampa Bay	Jorge Sosa (2), Joe Kennedy, Lance Carter

OPPONENTS — FOUR HOME RUN GAMES (0)

No opponent has ever hit four home runs in a game vs. the Blue Jays

BLUE JAYS — THREE HOME RUN GAMES (16)

PLAYER	DATE	H/A	OPPONENT	PITCHERS
OTTO VELEZ	May 4, 1980	H	Cleveland (G#1)	Dan Spillner, Wayne Garland, Sid Monge
ERNIE WHITT	Sept. 14, 1987	H	Baltimore	Ken Dixon (2), Tony Arnold
GEORGE BELL	Apr. 4, 1988	A	Kansas City	Bret Saberhagen
JOE CARTER	Aug. 23, 1993	H	Cleveland	Albie Lopez (2), Jose Hernandez
DARNELL COLES	July 5, 1994	A	Minnesota	Pat Mahomes, Larry Casian (2)
CARLOS DELGADO	Aug. 4, 1998	A	Texas	Stottlemyre, Gunderson, Patterson
CARLOS DELGADO	Aug. 6, 1999	A	Texas	Helling (2), Zimmerman
DARRIN FLETCHER	Aug. 27, 2000	A	Texas	Helling (3)
CARLOS DELGADO	Apr. 4, 2001	A	Tampa Bay	Wilson, Creek, Hill
CARLOS DELGADO	Apr. 20, 2001	A	Kansas City	Suzuki, Cogan, Hernandez
CHRIS WOODWARD	Aug. 7, 2002	H	Seattle	Piniero (2), Sasaki
VERNON WELLS	May 30, 2006	H	Boston	Beckett (2), Riske
FRANK THOMAS	Sept. 17, 2007	H	Boston	Wakefield (2), Snyder
ADAM LIND	Sept. 29, 2009	A	Boston	Buchholz (2), Saito
JOHN BUCK	Apr. 29, 2010	H	Oakland	Duchscherer, Blevins, Breslow
EDWIN ENCARNACION	May 21, 2010	A	Arizona	Haren (2), Gutierrez

OPPONENTS — THREE HOME RUN GAMES (15)

PLAYER	DATE	H/A	OPPONENT	PITCHERS
John Mayberry	June 1, 1977	H	Kansas City	Johnson, Willis, Bruno
Cliff Johnson	June 30, 1977	H	New York (AL)	Jerry Garvin
Eddie Murray	Sept. 14, 1980	H	Baltimore	Jackson Todd (2),Barlow
Jim Rice	Aug. 29, 1983 (2nd g)	H	Boston	Acker (2), Moffitt
Jose Canseco	July 3, 1988	H	Oakland	Stottlemyre (2), Henke
Cecil Fielder	May 6, 1990	H	Detroit	Key (2), Wells
Tom Brunansky	Sept. 29, 1990	A	Boston	Stottlemyre, Ward, Leucken
Cecil Fielder	Apr. 16, 1996	H	Detroit	Hanson, Carrara, Risley
Ken Griffey, Jr.	Apr. 25, 1997	H	Seattle	Clemens (2), Timlin
Manny Ramirez	Sept. 15, 1998	A	Cleveland	Stieb (2), Quantrill
Alex Rodriguez	Apr. 16, 2000	H	Seattle	Carpenter (2), Borbon
Alex Rodriguez	Aug. 17, 2002	A	Texas	Parris (2), Thurman
Tony Clark	Aug. 28, 2004	H	New York (AL)	Lilly, Frasor, Ligtenberg
Jayson Werth	May 16, 2008	A	Philadelphia	Purcey (2), Listch
Jose Lopez	Sept. 22, 2010	H	Seattle	Drabek, Tallet, Camp

BLUE JAYS — LEAD OFF HOME RUNS (101)

PLAYER	TIMES	LAST DATE	LAST TEAM
Devon White	22	6/20/1995	@MIL
Shannon Stewart	15	11/7/2003	NYY
Alex Rios	9	5/15/2007	BAL
Damaso Garcia	7	5/25/1986	@CLE
Jose Cruz Jr.	7	4/9/2001	NYY
Reed Johnson	7	7/23/2007	MIN
Lloyd Mosbey	5	7/9/1989	@MIL
Tony Fernandez	5	5/5/1990	DET
Frank Menechino	4	5/8/2004	CLE
Fred Lewis	4	7/17/2010	@ BAL
Marco Scutaro	3	4/30/2009	@KC
Rick Bosetti	2	9/21/1978	NYY
Frank Catalanotto	2	7/9/2003	DET
Russ Adams	1	9/22/2004	@NYY
Brad Wilkerson	1	5/20/2008	LAA
Jose Bautista	1	9/29/2009	@BOS
Travis Snider	1	9/29/2010	NYY
Bob Bailor	1	4/27/1977	@CLE
Alfredo Griffin	1	8/29/1979	OAK
Rickey Henderson	1	1/9/1993	@OAK
Alex Gonzalez	1	9/19/1995	@NYY
Jacob Brumfield	1	6/13/1996	@CAL

OPPONENTS — LEAD OFF HOME RUNS (87)

	Date	Batter	Tm	Pitcher	Cty
1	April 14/78	Ron LeFlore	DET	Jerry Garvin	TOR
2	May 30/78	Rick Burleson	BOS	Jerry Garvin	BOS
3	August 19/78	Willie Norwood	MIN	Jerry Garvin	MIN
4	August 3/79	Jim Morrison	CWS	Balor Moore	TOR
5	August 12/79	Jim Morrison	CWS	Tom Underwood	CWS
6	May 23/80	Willie Randolph	NYA	Paul Mirabella	TOR
7	May 10/81	Dwight Evans	BOS	Jerry Garvin	TOR
8	Sept. 19/81	Brian Downing	CAL	Jim Clancy	TOR
9	May 1/82	Cesar Geronimo	KC	Mark Bomback	KC
10	August 3/83	Don Mattingly	NYA	Jim Clancy	TOR
11	August 9/83	Rickey Henderson	OAK	Jim Clancy	TOR
12	Sept. 16/83	Tim Teufel	MIN	Jim Gott	MIN
13	July 2/85	Rickey Henderson	NYA	Jimmy Key	TOR
14	July 13/86	Tony Phillips	OAK	John Cerutti	TOR
15	July 17/86	Rick Burleson	CAL	Jimmy Key	CAL
16	July 19/86	Ruppert Jones	CAL	Dave Stieb	CAL
17	Sept. 30/86	Rickey Henderson	NYA	Dave Stieb	NYA
18	May 28/87	Luis Polonia	OAK	Jim Clancy	TOR
19	May 29/87	Ruppert Jones	CAL	Dave Stieb	TOR
20	June 17/87	Lou Whitaker	DET	Jim Clancy	TOR
21	Sept. 19/87	Rickey Henderson	NYA	Mike Flanagan	NYA
22	April 8/88	Dan Gladden	MIN	Dave Stieb	MIN
23	May 15/88	Daryl Boston	CWS	Jim Clancy	CWS
24	June 22/88	Pete Stanicek	BAL	John Cerutti	TOR
25	June 23/88	Ken Gerhart	BAL	Jim Clancy	TOR
26	Sept. 9/88	Joe Orsulak	BAL	Jim Clancy	BAL
27	August 17/89	Phil Bradley	BAL	John Cerutti	BAL
28	Sept. 29/89	Phil Bradley	BAL	Todd Stottlemyre	TOR
29	April 28/90	Sammy Sosa	CWS	Mike Flanagan	CWS
30	June 28/90	Wade Boggs	BOS	Todd Stottlemyre	BOS
31	Sept. 26/90	Paul Molitor	MIL	David Wells	MIL
32	April 19/91	Paul Molitor	MIL	Dave Stieb	MIL
33	May 30/91	Rickey Henderson	OAK	Todd Stottlemyre	TOR
34	May 4/92	Rickey Henderson	OAK	Todd Stottlemyre	OAK
35	July 22/92	Chad Curtis	CAL	Jimmy Key	CAL
36	August 7/93	Pat Listach	MIL	Todd Stottlemyre	TOR
37	April 23/94	Chuck Knoblauch	MIN	Al Leiter	TOR
38	April 24/94	Alex Cole	MIN	Juan Guzman	TOR
39	June 4/94	Luis Sojo	SEA	Todd Stottlemyre	SEA
40	August 7/94	Tony Phillips	DET	Dave Stewart	TOR
41	June 27/95	Lee Tinsley	BOS	Danny Darwin	BOS
42	Sept. 9/95	Chad Curtis	DET	Juan Guzman	TOR
43	May 28/96	Tony Phillips	CWS	Frank Viola	TOR
44	June 28/96	Fernando Vina	MIL	Juan Guzman	TOR
45	August 8/96	Darren Bragg	BOS	Woody Williams	BOS
46	Sept. 26/96	Brady Anderson	BAL	Woody Williams	TOR
47	Sept. 29/96	Brady Anderson	BAL	Pat Hentgen	TOR
48	June 25/97	Nomar Garciaparra	BOS	Pat Hentgen	TOR
49	July 10/97	Nomar Garciaparra	BOS	Juan Guzman	BOS
50	July 15/97	Brady Anderson	BAL	Juan Guzman	BAL
51	Sept. 27/97	Nomar Garciaparra	BOS	Pat Hentgen	TOR
52	June 13/98	Jesus Tavarez	BAL	Chris Carpenter	TOR
53	June 15/98	Quinton McCracken	TBA	Woody Williams	TBA
54	June 19/98	Brady Anderson	BAL	Roger Clemens	BAL
55	July 15/98	Ray Durham	CWS	Pat Hentgen	CWS
56	April 16/99	Brady Anderson	BAL	Pat Hentgen	TOR
57	May 7/99	Tom Goodwin	TEX	Pat Hentgen	TOR
58	August 4/99	Chuck Knoblauch	NYA	Kelvim Escobar	NYA
59	Sept. 11/99	Luis Polonia	DET	Chris Carpenter	DET
60	Sept. 28/00	Brady Anderson	BAL	Chris Carpenter	BAL
61	Apr. 21/02	Alfonso Soriano	NYY	Chris Carpenter	NY
62	June 16/02	Brad Wilkerson	MON	Steve Parris	MON
63	Aug. 5/02	Melvin Mora	BAL	Steve Parris	TOR
64	June 7/03	Adam Dunn	CIN	Roy Halladay	CIN
65	June 6/04	Eric Byrnes	OAK	Jason Kershner	OAK
66	Aug. 17/04	Johnny Damon	BOS	Ted Lilly	BOS
67	Apr. 23/05	Brian Roberts	BAL	Dave Bush	TOR
68	June 5/05	Marco Scutaro	OAK	Chad Gaudin	OAK
69	June 10/05	Willie Tavarez	HOU	Ted Lilly	HOU
70	July 29/05	Gary Matthews	TEX	Scott Downs	TOR
71	Aug. 30/05	Brian Roberts	BAL	Dave Bush	BAL
72	Sept. 23/05	Derek Jeter	NYY	Ted Lilly	NYY
73	June 25/06	Jose Reyes	NYM	Josh Towers	TOR
74	Sept. 23/06	Dustin Pedroia	BOS	A.J. Burnett	TOR
75	Apr. 7/07	Carl Crawford	TB	Tomo Ohka	TB
76	May 30/07	Johnny Damon	NYY	Jesse Litsch	TOR
77	Aug. 5/07	Frank Catalanotto	TEX	Dustin McGowan	TOR
78	May 10/08	Grady Sizemore	CLE	Dustin McGowan	CLE
79	July 12/08	Derek Jeter	NYY	Jesse Listch	TOR
80	May 24/09	Kelly Johnson	ATL	Scott Richmond	ATL
81	June 30/09	B.J. Upton	TB	Scott Richmond	TOR
82	Aug. 10/09	Derek Jeter	NYY	Mark Rzepczynski	TOR
83	Sept. 1/09	Ian Kinsler	TEX	Mark Rzepczynski	TEX
84	Sept. 11/09	Curtis Granderson	DET	Scott Richmond	DET
85	Sept. 14/09	Ryan Raburn	DET	David Purcey	DET
86	Sept. 8/10	Ian Kinsler	TEX	Mark Rzepczynski	TOR
87	Sept. 13/10	Brian Roberts	BAL	Mark Rzepczynski	BAL

BLUE JAYS — SWITCH HIT HOME RUNS (1 Game)

	Date	Batter	Pitcher	OPP	Cty	In	On
1	May 10/91	Roberto Alomar	Bobby Thigpen	CWS	TOR	9	0
		Roberto Alomar	Scott Radinsky	CWS	TOR	11	0
2	June 1/92	Devon White	John Smiley	MIN	MIN	1	0
		Devon White	Carl Willis	MIN	MIN	10	0
3	May 3/95	Roberto Alomar	Jim Abbott	CHA	TOR	3	0
		Roberto Alomar	Roberto Hernandez	CHA	TOR	9	0
4	Aug. 24/97	Jose Cruz Jr.	Ricky Bones	KCA	KCA	1	0
		Jose Cruz Jr.	Larry Casian	KCA	KCA	13	1
5	Sept. 13/06	Gregg Zaun	Cha Seung Baek	SEA	SEA	2	0
		Gregg Zaun	Jose Jiminez	SEA	SEA	4	3

BLUE JAYS SWITCH-HITTERS (38)

Roberto Alomar	IF	Felipe Lopez	IF
Alan Ashby	C	Lee Mazzilli	OF/DH
Bobby Brown	OF	Dave McKay	IF
Domingo Cedeno	IF	Brian McRae	OF
Dave Collins	OF	Otis Nixon	OF
Felipe Crespo	IF	Ray Olmedo	IF
Jose Cruz Jr.	OF	Tomas Perez	IF
Junior Felix	OF	Geno Petralli	C/IF
Tony Fernandez	IF	Tony Phillips	OF
Luis Figueroa	IF	David Segui	IF/DH
Alfredo Griffin	IF	Ruben Sierra	OF
John Hattig	IF	Brian Simmons	OF
Dave Hollins	DH	Turner Ward	OF
Orlando Hudson	IF	Mitch Webster	OF
Cesar Izturis	IF	Devon White	OF
Bobby Kielty	OF	Mark Whiten	OF
Chris Latham	OF	Ted Wilborn	OF
Manny Lee	IF	Mookie Wilson	OF
Nelson Liriano	IF	Gregg Zaun	C

200 HOME RUNS

The Blue Jays have had six seasons in which they hit at least 200 home runs…Toronto hit a Club record 257 home runs in 2010 which led the Majors.

Season	Home Runs
2010	257
2000	244
1998	221
1987	215
1999	212
2009	209

BLUE JAYS — PINCH HIT HOME RUNS (82)

Player	Number	Last Date	Last Team
Jesse Barfield	4	7/3/1988	OAK
Ernie Whitt	4	8/1/1984	KC
Willie Greene	3	9/5/1999	@KC
Cliff Johnson	3	6/13/1986	DET
Otto Velez	3	7/4/1979	@DET
Adam Lind	2	5/21/2010	@ARI
Rod Barajas	2	8/26/2009	TB
Alex Rios	2	4/14/2008	@BAL
Matt Stairs	2	8/29/2007	@OAK
Eric Hinske	2	8/19/2005	@DET
Chris Gomez	2	9/11/2004	@TEX
Jose Cruz Jr	2	9/15/2002	TB
Kelly Gruber	2	6/13/1989	@MIL
Fred McGriff	2	5/23/1988	@MIL
Buck Martinez	2	6/14/1986	DET
Jeff Burroughs	2	9/25/1985	BOS
Rance Mulliniks	2	6/12/1985	@NYY
Willie Aikens	2	4/27/1985	@TEX
Doug Ault	2	8/7/1980	@CLE
Rico Carty	2	9/22/1979	NYY
Al Woods	2	4/21/1977	@NYY
Lyle Overbay	1	5/18/2008	@PHI
Gregg Zaun	1	4/10/2007	KC
Shea Hillenbrand	1	6/9/2006	DET
Reed Johnson	1	7/1/2005	@BOS
Orlando Hudson	1	5/30/2005	@SEA
Russ Adams	1	9/29/2004	@BAL
Darrin Fletcher	1	6/23/2002	@ARI
Tom Wilson	1	5/24/2002	CLE
Dave Burg	1	4/5/2002	MIN
Tony Fernandez	1	9/4/2001	NYY
Jacob Brumfield	1	6/8/1999	@NYM
Juan Samuel	1	6/22/1998	MON
Robert Perez	1	6/13/1997	@PHI
John Olerud	1	6/1/1996	KC
Charlie O'Brien	1	5/12/1996	BOS
Carlos Delgado	1	5/23/1995	KC
Michael Huff	1	5/30/1994	OAK
Darnell Coles	1	5/21/1993	MIN
Pat Borders	1	9/20/1991	@OAK
Lee Mazzilli	1	9/9/1989	@CLE
Nelson Liriano	1	5/5/1989	CAL
Cecil Fielder	1	9/4/1987	SEA
Juan Beniquez	1	7/24/1987	MIN
Garth Iorg	1	6/15/1986	DET
Rick Leach	1	6/14/1986	DET
George Bell	1	8/14/1984	@CLE
Mickey Klutts	1	4/29/1983	CWS
Willie Upshaw	1	4/24/1981	@NYY
Bob Davis	1	6/14/1980	@CLE
Roy Howell	1	5/6/1980	@CAL
Sam Ewing	1	7/1/1978	CLE
John Mayberry	1	6/26/1978	BAL
Doug Rader	1	8/24/1977	@SEA

PH HOME RUN LEADERS

The Blue Jays franchise has connected 82 times for pinch-hit home runs during regular season games... Jesse Barfield on April 24, 1982 vs Boston at Exhibition Stadium hit the Blue Jays first pinch-slam... Tony Fernandez hit the second pinch-slam in franchise history on September 4, 2001 vs the Yankees at SkyDome... Alvis Woods in the Blue Jays first ever game, April 7, 1977 vs the Chicago White Sox hit the first pitch of his first Major League career at bat for the Blue Jays first pinch-hit home run... Ed Sprague has the only pinch-hit home run in post-season for the Blue Jays which came on October 18, 1992, Game #2 of the World Series vs Atlanta... On June 30, 1999 vs the Baltimore Orioles Willie Greene became the 16th player in AL history to hit home runs in consecutive pinch-hit at bats.

CAREER	NO
Ernie Whitt	4
Otto Velez	3
Cliff Johnson	3
Jesse Barfield	3
Willie Greene	3

SEASON	NO	YEAR
Willie Greene	3	1999
Alvis Woods	2	1977
Otto Velez	2	1979
Rico Carty	2	1979
Ernie Whitt	2	1982
Jeff Burroughs	2	1985
Chris Gomez	2	2004
Matt Stairs	2	2007
Rod Barajas	2	2009

CLUB	SEASON
6	1984
5	1977
5	1983

OPPONENTS — PINCH HIT HOME RUNS (96)

	Date	Batter	Tm	Pitcher	Cty	In	On
1	May 25/77	Rich McKinney	OAK	Jerry Garvin	TOR	8	0
2	June 24/77	Andres Mora	BAL	Dave Lemanczyk	BAL	7	1
3	July 4/77	Bernie Carbo	BOS	Chuck Hartenstein	BOS	7	0
4	July 9/77	Andre Thornton	CLE	Jerry Garvin	CLE	9	1
5	July 17/77	Milt May	DET	Dave Lemanczyk	TOR	11	0
6	Aug. 22/77	Willie Crawford	OAK	Dave Lemanczyk	OAK	7	2
7	May 13/78	Leon Roberts	SEA	Balor Moore	TOR	4	0
8	May 26/78	Jim Spencer	NYA	Tom Murphy	NYA	7	3
9	July 27/79	John Wockenfuss	DET	Balor Moore	TOR	6	0
10	May 4/80	Cliff Johnson	CLE	Jerry Garvin	TOR	9	0
11	May 23/80	Joe Lefebvre	NYA	Dave Lemanczyk	TOR	6	0
12	June 1/80	Graig Nettles	NYA	Tom Buskey	NYA	6	1
13	Aug. 28/80	Jose Morales	MIN	Jerry Garvin	TOR	8	2
14	Sept. 23/80	John Wockenfuss	DET	Mike Willis	DET	8	2
15	Apr. 12/81	Lynn Jones	DET	Luis Leal	DET	8	1
16	Aug. 23/81	Bob Molinaro	CWS	Roy Lee Jackson	TOR	9	1
17	May 29/82	Benny Ayala	BAL	Jerry Garvin	BAL	7	3
18	May 20/83	Jim Dwyer	BAL	Randy Moffitt	TOR	9	0
19	June 10/83	Reggie Jackson	CAL	Luis Leal	CAL	8	2
20	Apr. 18/84	Joe Nolan	BAL	Dave Stieb	TOR	8	0
21	Aug. 19/84	Rudy Law	CWS	Jim Gott	CWS	7	1
22	Aug. 29/84	Greg Luzinski	CWS	Bryan Clark	TOR	8	0
23	Apr. 19/85	Larry Sheets	BAL	Bill Caudill	TOR	9	0
24	May 15/85	Jerry Narron	CAL	Bill Caudill	TOR	9	3
25	June 4/85	Mark Salas	MIN	Jim Clancy	TOR	8	0
26	Oct. 6/85	Mike Pagliarulo	NYA	Jim Acker	TOR	5	1
27	June 1/86	Greg Walker	CWS	Jim Acker	TOR	8	1
28	June 20/86	Ron Hassey	NYA	Jim Acker	TOR	8	2
29	July 6/86	Bobby Grich	CAL	Stan Clarke	TOR	9	2
30	July 17/86	Ruppert Jones	CAL	Mark Eichhorn	CAL	7	1
31	July 30/86	Jim Sundberg	KCA	John Cerutti	KCA	9	0
32	Aug. 4/86	John Shelby	BAL	Stan Clarke	TOR	4	0
33	Aug. 21/86	Carlton Fisk	CWS	Jimmy Key	TOR	7	2
34	Sept. 17/86	Larry Herndon	DET	Jeff Musselman	TOR	7	2
35	Sept. 23/86	Darrell Evans	DET	Mark Eichhorn	DET	7	0
36	May 8/87	Gene Petralli	TEX	Jim Clancy	TEX	7	2
37	June 14/87	Jim Dwyer	BAL	Tom Henke	BAL	8	2
38	Aug. 6/87	Casey Parsons	CLE	Mark Eichhorn	CLE	6	3
39	Sept. 2/87	George Hendrick	CAL	Tom Henke	TOR	8	1
40	Apr. 26/88	Mark McGwire	OAK	David Wells	TOR	8	2
41	July 2/89	Danny Heep	BOS	Tom Henke	TOR	11	2
42	Aug. 5/89	Ken Phelps	NYA	Duane Ward	TOR	8	1
43	June 21/90	Matt Nokes	NYA	Duane Ward	TOR	8	2
44	Sept. 14/90	Sam Horn	BAL	Duane Ward	TOR	6	3
45	Oct. 1/90	Sam Horn	BAL	Duane Ward	BAL	8	0
46	Apr. 17/91	Lou Whitaker	DET	Duane Ward	DET	9	2
47	June 8/91	Sam Horn	BAL	Tom Henke	BAL	9	1
48	June 16/91	Joe Orsulak	BAL	Duane Ward	TOR	7	3
49	July 21/91	Kevin Reimer	TEX	Mike Timlin	TEX	7	1
50	Aug. 8/91	Mark Salas	DET	Tom Henke	TOR	14	2
51	June 28/92	Paul Sorrento	CLE	Duane Ward	CLE	8	1
52	Sept. 15/92	Wayne Kirby	CLE	Duane Ward	TOR	8	0
53	June 5/93	Dale Sveum	OAK	Mark Eichhorn	TOR	8	0
54	Apr. 6/94	Darrin Jackson	CWS	Paul Spoljaric	TOR	7	0
55	May 21/94	Wayne Kirby	CLE	Mike Timlin	TOR	9	0
56	Aug. 9/94	Ruben Amaro	CLE	Todd Stottlemyre	TOR	6	0
57	June 30/95	Chris Hoiles	BAL	Tony Castillo	TOR	8	0
58	Apr. 10/96	Mike Aldrete	CAL	Juan Guzman	TOR	8	0
59	May 26/96	Ron Coomer	MIN	Brian Bohanon	TOR	9	1
60	May 28/96	Robin Ventura	CWS	Jeff Ware	TOR	7	0
61	July 1/96	Mark Smith	BAL	Paul Spoljaric	TOR	8	0
62	July 26/96	Mark McGwire	OAK	Paul Quantrill	TOR	8	0
63	Sept. 16/96	Ruben Rivera	NYA	Huck Flener	TOR	7	0
64	Apr. 1/97	Norberto Martin	CWS	Mike Timlin	TOR	9	0
65	Apr. 16/97	Mark McGwire	OAK	Tim Crabtree	TOR	8	0
66	Apr. 25/97	Russ Davis	SEA	Dan Plesac	TOR	8	1
67	Aug. 4/97	Greg Colbrunn	MIN	Omar Daal	MIN	5	3
68	Sept. 19/98	Bubba Trammell	TBA	Carlos Almanzar	TBA	8	2
69	Sept. 27/98	Bobby Higginson	DET	Roy Halladay	TOR	9	0
70	May 15/99	Mike Stanley	BOS	Dan Plesac	TOR	7	1
71	May 29/99	Shane Spencer	NYA	Dan Plesac	TOR	9	0
72	July 6/00	Richie Sexson	CLE	John Frascatore	CLE	7	0
73	Apr. 27/01	Shawn Wooten	ANA	Pedro Borbon	TOR	8	1
74	May 5/01	Dan Wilson	SEA	Pedro Borbon	SEA	7	0
75	Aug. 12/01	Ben Molina	ANA	Dan Plesac	ANA	8	0
76	Aug. 14/01	Olmedo Saenz	OAK	Pedro Borbon	TOR	7	1
77	Sept. 20/01	Tony Batista	BAL	Pedro Borbon	TOR	7	2
78	June 15/02	Andres Galarraga	MON	Scott Cassidy	MON	7	0
79	May 18/03	Carlos Beltran	KC	Cliff Politte	KC	9	0
80	June 12/03	Matt Stairs	PIT	Cliff Politte	TOR	9	0
81	May 19/04	Matt Lecroy	MIN	Terry Adams	TOR	9	3
82	Aug. 28/04	Ruben Sierra	NYY	Kerry Ligtenberg	TOR	9	3
83	Aug. 29/04	Jorge Poscala	NYY	Jason Frasor	TOR	9	0
84	Aug. 24/05	Bernie Williams	NYY	Vinnie Chulk	NYY	9	2
85	July 20/05	Scott Spiezio	SEA	Chad Gaudin	TOR	8	0
86	Apr. 5/06	Luis Rodriguez	MIN	Justin Speier	TOR	9	1
87	June 8/07	Olmedo Saenz	LAD	Jeremy Accardo	LAD	10	1
88	Aug. 4/07	Brad Wilkerson	TEX	Brandon League	TOR	9	1
89	Sept. 8/07	B.J. Upton	TB	Jeremy Accardo	TB	9	1
90	May 13/08	Jason Kubel	MIN	Armando Benitez	MIN	8	0
91	June 5/08	Jason Giambi	NYY	B.J. Ryan	NYY	9	1
92	Sept. 6/08	Rocco Baldelli	TB	B.J. Ryan	TOR	9	1
93	June 18/09	Greg Dobbs	PHI	Brandon League	PHI	8	0
94	Aug. 16/09	Gregg Zaun	TB	Brandon League	TB	8	3
95	Sept. 14/09	Aubrey Huff	DET	Jason Frasor	DET	9	2
96	June 22/10	Colby Rasmus	STL	Jason Frasor	TOR	8	1

J.P. Arencibia — On Aug. 7, 2010 vs. TB became the 1st player in the modern era to record four hits, including two home runs in his Major League debut, finishing the day 4-for-5 with 1-2B, 2-HR and 3-RBI. Hit the first pitch he saw at the Major League level for a home run off James Shields

BLUE JAYS — INSIDE-THE-PARK HOME RUNS (28)

HR#	DATE	D/N	BATTER	POS	BAT ORD	PITCHER	OPP	H/A	IN	ON	OUT
1	Aug. 21/77	D	Doug Rader	DH	5	Frank Tanana	CAL	A	5	0	2
2	July 9/79	N	Al Woods	LF	6	Lary Sorensen	MIL	H	2	0	0
3	Aug. 28/79	D	Alfredo Griffin	SS	1	Rick Langford	OAK	H	5	1	2
4	Sept. 17/80	N	Roy Howell	3B	3	Tim Lollar	NYY	A	10	1	2
5	Apr. 25/81	D	Lloyd Moseby	CF	1	Bill Castro	NYY	A	9	1	2
6	June 7/82	N	Willie Upshaw	1B	3	John Denny	CLE	H	3	1	2
7	Apr. 14/83	D	Willie Upshaw	1B	7	Jerry Augustine	MIL	H	2	0	2
8	May 25/83	N	Jorge Orta	DH	4	Dan Petry	DET	H	4	0	0
9	May 30/83	N	Lloyd Moseby	CF	7	Dan Petry	DET	A	9	1	2
10	Sept. 14/83	N	Barry Bonnell	CF	5	Matt Young	SEA	A	2	0	0
11	June 6/84	N	George Bell	RF	6	Aurelio Lopez	DET	A	8	0	1
12	Aug. 10/84	N	Tony Fernandez	SS	9	Dennis Martinez	BAL	H	3	0	2
13	June 12/86	N	Kelly Gruber	2B	7	Bill Scherrer	DET	H	7	2	2
14	May 16/88	N	Kelly Gruber	3B	6	Jeff Bittiger	CWS	A	8	0	2
15	June 2/89	N	Junior Felix	RF	1	Bob Stanley	BOS	A	9	3	2
16	July 11/91	N	Rance Mulliniks	DH	5	Kevin Brown	TEX	H	8	0	2
17	June 1/92	N	Devon White	CF	1	Carl Willis	MIN	A	10	0	1
18	June 18/93	N	Roberto Alomar	2B	2	Tony Fossas	BOS	A	8	0	0
19	Apr. 25/94	N	Paul Molitor	DH	3	David Cone	KC	A	1	0	2
20	June 17/95	D	Paul Molitor	DH	2	Kenny Rogers	TEX	H	5	0	2
21	July 28/98	N	Shannon Stewart	CF	3	Eric Gunderson	TEX	H	8	1	1
22	Sept. 7/98	D	Shannon Stewart	LF	1	Steve Karsay	CLE	H	3	2	2
23	Sept. 22/98	N	Tony Fernandez	3B	6	Mike Mussina	BAL	H	4	0	1
24	July 7/01	D	Cesar Izturis	2B	9	Guillermo Mota	MON	H	6	1	1
25	May 11/02	D	Raul Mondesi	RF	5	Barry Zito	OAK	A	6	0	2
26	July 17/02	N	Ken Huckaby	C	8	Jason Johnson	BAL	H	2	1	1
27	Sept. 13/03	D	Greg Myers	DH	5	Pat Hentgen	BAL	H	4	1	2
28	July 7/10	N	Jose Bautista	RF	3	Kevin Slowey	MIN	H	5	1	2

OPPONENTS — INSIDE-THE-PARK HOME RUNS (29)

	Date	Batter	Tm	Pitcher	Cty	In	On
1	May 5/77	Cecil Cooper	MIL	Jerry Garvin	TOR	5	1
2	July 23/77	Alan Bannister	CWS	Dave Lemanczyk	TOR	3	0
3	July 25/77	Ron LeFlore	DET	Mike Willis	DET	6	0
4	Apr. 7/79	Amos Otis	KCA	Jim Clancy	KCA	1	1
5	May 8/79	Ken Landreaux	MIN	Balor Moore	MIN	7	0
6	June 10/79	Jim Essian	OAK	Mike Willis	OAK	5	3
7	Aug. 15/80	George Brett	KCA	Jesse Jefferson	KCA	1	2
8	Aug. 20/80	Mike Cubbage	MIN	Jackson Todd	MIN	6	1
9	June 9/81	Wayne Nordhagen	CWS	Luis Leal	CWS	4	1
10	July 21/82	Willie Wilson	KCA	Dale Murray	TOR	8	1
11	Sept. 30/82	Kent Hrbek	MIN	Luis Leal	TOR	1	1
12	May 25/83	Kirk Gibson	DET	Jim Gott	TOR	1	1
13	Sept. 27/83	Gary Pettis	CAL	Luis Leal	CAL	2	0
14	July 4/84	Rob Picciolo	CAL	Dave Stieb	TOR	3	0
15	Oct. 2/85	Kirk Gibson	DET	Dave Stieb	DET	6	0
16	June 29/87	Ron Kittle	NYA	John Cerutti	TOR	1	1
17	Apr. 7/88	Kurt Stillwell	KCA	Jim Clancy	KCA	6	1
18	May 27/88	Ivan Calderon	CWS	Mike Flanagan	TOR	7	0
19	Sept. 4/88	Jim Sundberg	TEX	Frank Wills	TOR	4	0
20	July 17/93	Brian McRae	KCA	Danny Cox	TOR	9	1
21	July 21/94	Rusty Greer	TEX	Pat Hentgen	TOR	2	0
22	May 24/97	Darin Erstad	ANA	Woody Williams	TOR	3	0
23	July 26/98	Nomar Garciaparra	BOS	Pat Hentgen	BOS	7	2
24	June 20/03	Endy Chavez	MON	Jeff Tam	MON	8	0
25	Aug. 26/03	Kevin Millar	BOS	Aquilino Lopez	BOS	9	0
26	Apr. 6/05	Carl Crawford	T.B.	Josh Towers	T.B.	3	0
27	July 5/05	Bobby Crosby	OAK	Pete Walker	TOR	6	1
28	June 19/08	Prince Fielder	MIL	A.J. Burnett	MIL	5	0
29	July 4/10	Brett Gardner	NYY	Brandon Morrow	NYY	6	1

MULTIPLE 20-PLUS HOME RUN SEASONS

(4 or more seasons)

9 – Carlos Delgado
1996 (25), 1997 (30), 1998 (38), 1999 (44), 2000 (41), 2001 (39), 2002 (33), 2003 (42), 2004 (32)

7 – Joe Carter
1991 (33), 1992 (34), 1993 (33), 1994 (27), 1995 (25), 1996 (30), 1997 (21)

7 – Vernon Wells
2002 (23), 2003 (33), 2004 (23), 2005 (28), 2006 (32), 2008 (20), 2010 (31)

6 – George Bell
1984 (26), 1985 (28), 1986 (31), 1987 (47), 1988 (24), 1990 (21)

4 – Jesse Barfield
1983 (27), 1985 (27), 1986 (40), 1987 (28)

4 – Fred McGriff
1987 (20), 1988 (34), 1989 (36), 1990 (35)

BLUE JAYS — EXTRA-INNING HOME RUNS (87)

PLAYER	TIMES	LAST DATE	LAST TEAM
George Bell	6	6/22/90	NYY
Ernie Whitt	5	9/5/88	@DET
Jesse Barfield	4	6/6/87	BAL
Jose Cruz Jr.	4	8/11/01	@ANA
Otto Valez	3	5/4/80	CLE
Fred McGriff	3	5/25/90	@SEA
Alex S. Gonzalez	3	7/25/01	@BOS
Vernon Wells	3	7/20/06	NYY
Aaron Hill	3	5/27/09	@BAL
Cliff Johnson	2	6/21/86	NYY
John Olerud	2	9/17/92	CLE
Ed Sprague	2	8/3/95	@BAL
Joe Carter	2	6/1/96	KC
Jose Canseco	2	6/10/98	@FLA
Tony Batista	2	7/26/99	@CWS
Darrin Fletcher	2	6/1/02	@DET
Eric Hinske	2	6/29/02	@MTL
Alex Rios	2	5/26/07	@MIN
Gregg Zaun	2	9/6/08	TB
Lyle Overbay	2	9/25/10	BAL
Doug Rader	1	7/13/77	@CWS
Bob Bailor	1	7/15/77	DET
Dave McKay	1	8/26/78	MIN
Craig Kusick	1	8/31/79	SEA
Roy Howell*	1	9/17/80	@NYY
Steve Braun	1	9/19/80	@BAL
John Mayberry	1	4/25/82	BOS
Barry Bonnell	1	8/25/83	@BAL
Willie Upshaw	1	5/10/84	@BAL
Buck Martinez	1	6/6/85	DET
Rance Mulliniks	1	6/12/85	@NYY
Damaso Garcia	1	7/29/85	@BAL
Garth Iorg	1	8/11/85	@KC
Al Oliver	1	8/11/85	@KC
Lloyd Moseby	1	5/10/86	@SEA
Cecil Fielder	1	8/4/87	SEA
Tony Fernandez	1	7/3/88	OAK
Junior Felix	1	6/4/89	@BOS
Mark Whitten	1	4/12/91	MIL
Roberto Alomar	1	5/10/91	CWS
Pat Boarders	1	9/24/91	@CAL
Rob Ducey	1	10/6/91	@MIN
Devon White*	1	6/1/92	@MIN
Carlos Delgado	1	8/20/96	@KC
Kevin Brown	1	8/15/98	ANA
Raul Mondesi	1	9/24/01	@CLE
Josh Phelps	1	4/5/03	@MIN
Reed Johnson	1	6/15/03	CHC
Shea Hillenbrand	1	5/27/06	CWS
Adam Lind	1	9/26/09	SEA
Alex Gonzalez	1	5/7/10	@CWS

INNING	# HIT	LAST
10	46	9/26/09
11	20	9/25/10
12	9	5/7/10
13	8	9/6/08
14	3	9/21/07
15	1	6/22/90

BASEBALL WRITER'S ASSOCIATION OF AMERICA

BBWAA TORONTO CHAPTER - 2011

EXECUTIVE

HONORARY CHAIRMAN - Neil MacCarl
CHAIRMAN - Richard Griffin, Toronto Star
VICE-CHAIRMAN - **Bob Elliott, Toronto Sun***
SECRETARY/TREASURER - Shi Davidi, Canadian Press

DIRECTORS:

Mark Zwolinski, Toronto Star
Dave Perkins, Toronto Star
Mike Rutsey, Toronto Sun
John Lott, National Post

MEMBERS:

Associated Press: Rob Gillies, Ian Harrison
Canadian Press: Shi Davidi, Larry Millson
Globe & Mail: Tom Maloney, Stephen Brunt, Jeff Blair, Robert MacLeod
Hamilton Spectator: Steve Milton
La Presse: Alexandre Pratt, Pierre Ladoucer
National Post: John Lott, Jeremy Sandler
Ottawa Citizen: Wayne Scanlan, Don Campbell
Toronto Star: Richard Griffin, Dave Perkins, Mark Zwolinski, Cathal Kelly
Toronto Sun: Bob Elliott*, Ken Fidlin, Steve Simmons, Mike Rutsey

Honorary Members:

Milt Dunnell
Trent Frayne
George Gross
Neil MacCarl
Larry Millson

* Named the Jack Graney Award winner in 2010

OPPONENTS — EXTRA-INNING HOME RUNS (88)

	Date	Batter	Tm	Pitcher	Cty	In	On
1	June 8/77	Bobby Grich	CAL	Tom Bruno	CAL	13	0
2	July 3/77	Bump Wills	TEX	Mike Willis	TOR	10	1
3	July 15/77	Milt May	DET	Pete Vuckovich	TOR	10	0
4	July 17/77	Milt May	DET	Dave Lemanczyk	TOR	11	0
5	July 31/78	Lance Parrish	DET	Jerry Garvin	TOR	10	0
6	June 23/79	Bob Watson	BOS	Tom Buskey	BOS	11	0
7	July 4/79	Rusty Staub	DET	Tom Buskey	DET	11	1
8	July 19/79	Sixto Lezcano	MIL	Tom Buskey	MIL	11	0
9	Apr. 12/80	Leon Roberts	SEA	Jerry Garvin	SEA	10	0
10	May 31/80	Reggie Jackson	NYA	Joey McLaughlin	NYA	11	1
11	Sept. 14/80	Eddie Murray	BAL	Mike Barlow	TOR	11	0
12	Sept. 19/80	Doug DeCinces	BAL	Mike Willis	BAL	12	1
13	May 10/81	Joe Rudi	BOS	Roy Lee Jackson	TOR	10	2
14	May 24/81	Tony Armas	OAK	Roy Lee Jackson	OAK	11	0
15	June 2/82	Bobby Murcer	NYA	Mark Bomback	TOR	13	3
16	Aug. 24/82	Joe Nolan	BAL	Joey McLaughlin	BAL	10	3
17	Aug. 24/83	Cal Ripken	BAL	Joey McLaughlin	BAL	10	0
18	Aug. 24/83	Lenn Sakata	BAL	Randy Moffitt	BAL	10	2
19	Aug. 26/83	Alan Trammell	DET	Jim Gott	DET	10	0
20	June 4/84	Dave Bergman	DET	Roy Lee Jackson	DET	10	2
21	June 24/84	Tony Armas	BOS	Dennis Lamp	BOS	10	1
22	Sept. 5/84	Don Baylor	NYA	Roy Lee Jackson	NYA	10	0
23	Sept. 7/84	Dave Bergman	DET	Ron Musselman	TOR	10	2
24	Aug. 10/85	Jim Sundberg	KCA	Bill Caudill	KCA	10	0
25	Sept. 25/85	Mike Greenwell	BOS	John Cerutti	TOR	13	1
26	May 13/86	Dave Kingman	OAK	Dennis Lamp	OAK	10	2
27	June 17/86	Rob Deer	MIL	Jimmy Key	MIL	10	0
28	July 25/86	Carney Lansford	OAK	Bill Caudill	OAK	10	0
29	Aug. 9/86	Pete O'Brien	TEX	Bill Caudill	TEX	10	0
30	Aug. 13/86	Larry Sheets	BAL	Luis Aquino	BAL	13	0
31	May 20/87	Wally Joyner	CAL	Tom Henke	CAL	10	0
32	Aug. 29/87	Mark McGwire	OAK	Mark Eichhorn	TOR	10	0
33	Sept. 27/87	Darrell Evans	DET	Jeff Musselman	TOR	11	0
34	Apr. 22/88	Don Slaught	NYA	Tom Henke	NYA	12	0
35	May 15/88	Dave Gallagher	CHA	Mark Eichhorn	CHA	11	0
36	July 3/88	Jose Canseco	OAK	Tom Henke	TOR	12	1
37	July 3/88	Mark McGwire	OAK	John Cerutti	TOR	16	0
38	July 6/88	Chili Davis	CAL	David Wells	TOR	10	0
39	July 2/89	Danny Heep	BOS	Tom Henke	TOR	11	2
40	July 24/90	George Brett	KCA	Duane Ward	TOR	13	1
41	July 28/90	Harold Baines	TEX	Frank Wills	TOR	13	0
42	Sept. 21/90	Sandy Alomar	CLE	Frank Wills	TOR	13	0
43	Apr. 21/91	Robin Yount	MIL	Frank Wills	MIL	10	2
44	May 10/91	Sammy Sosa	CHA	Willie Fraser	TOR	12	1
45	Aug. 8/91	Mark Salas	DET	Tom Henke	TOR	14	2
46	Aug. 8/91	Mickey Tettleton	DET	Tom Henke	TOR	14	0
47	Sept. 16/91	Pete O'Brien	SEA	Rob Macdonald	SEA	11	0
48	Sept. 22/93	Rob Deer	BOS	Mike Timlin	TOR	10	1
49	May 4/94	Felix Jose	KCA	Darren Hall	TOR	10	1
50	June 15/94	Jim Thome	CLE	Scott Brow	CLE	13	0
51	Apr. 28/95	Tim Salmon	CAL	Tony Castillo	TOR	10	0
52	May 10/95	Bernie Williams	NYA	Woody Williams	TOR	11	1
53	June 27/95	Bill Haselman	BOS	Woody Williams	BOS	11	0
54	Aug. 30/95	Albert Belle	CLE	Tony Castillo	CLE	14	0
55	Aug. 31/95	Albert Belle	CLE	Jimmy Rogers	CLE	10	1
56	Sept. 5/95	Bob Hamelin	KCA	Ken Robinson	KCA	10	0
57	Sept. 11/95	Travis Fryman	DET	Jimmy Rogers	TOR	10	0
58	Sept. 15/95	John Jaha	MIL	Ken Robinson	TOR	15	2
59	May 10/96	Troy O'Leary	BOS	Giovanni Carrara	TOR	11	0
60	Sept. 28/96	Roberto Alomar	BAL	Paul Spoljaric	TOR	10	0
61	Apr. 23/97	Jim Edmonds	ANA	Paul Spoljaric	ANA	10	0
62	Apr. 29/97	Chili Davis	KCA	Paul Quantrill	KCA	10	0
63	Sept. 21/97	Tino Martinez	NYA	Carlos Almanzar	NYA	10	0
64	June 19/98	Rafael Palmeiro	BAL	Bill Risley	BAL	15	2
65	Sept. 9/98	Travis Fryman	CLE	Carlos Almanzar	TOR	13	2
66	Apr. 26/99	Darin Erstad	ANA	Nerio Rodriguez	ANA	11	0
67	May 24/00	Brian Daubach	BOS	John Frascatore	BOS	11	2
68	Aug. 1/00	Randy Velarde	OAK	Billy Koch	OAK	10	1
69	Sept. 14/00	Ryan Thompson	NYA	Kelvim Escobar	NYA	11	0
70	Sept. 24/01	Jolbert Cabrera	CLE	Bob File	CLE	11	0
71	Apr. 28/02	David Eckstein	ANA	Pedro Borbon	ANA	14	3
72	Aug. 7/02	Dan Wilson	SEA	Luke Prokopec	TOR	10	0
73	Aug. 20/02	Raul Ibanez	KC	Scott Cassidy	TOR	12	2
74	Aug. 27/02	Joe Crede	CHI	Felex Heredia	CHI	10	3
75	Apr. 11/04	David Ortiz	BOS	Aquilino Lopez	BOS	12	1
76	May 3/04	Aaron Guiel	KC	Terry Adams	TOR	10	0
77	Sept. 12/05	David Ortiz	BOS	Pete Walker	TOR	11	0
78	June 8/07	Olmedo Saenz	LAD	Jermey Accardo	LAD	10	1
79	June 22/07	Troy Tulowitzki	COL	Jeremy Accardo	COL	10	1
80	May 8/08	Dioner Navarro	TB	Shawn Camp	TOR	13	3
81	Aug. 24/08	Jed Lowrie	BOS	Brandon League	TOR	11	0
82	Sept. 24/08	Bobby Abreu	NYY	Jesse Carlson	TOR	10	1
83	May 27/09	Nolan Reimold	BAL	Brian Wolfe	BAL	11	2
84	June 20/09	Willie Harris	WSH	Scott Richmond	WSH	12	1
85	July 7/09	Pat Burrell	TB	Brandon League	TB	11	0
86	July 11/09	Melvin Mora	BAL	Jesse Carlson	BAL	12	0
87	Apr. 21/10	Alex Gordon	KC	Scott Downs	TOR	10	0
88	Aug. 21/10	Jed Lowrie	BOS	Casey Janssen	BOS	11	0

MOST HOME RUNS IN A MONTH

MONTH	TEAM HIGH	INDIVIDUAL HIGH
March/April	43-2000	Carlos Delgado, 10—2001
April	43-2000	Carlos Delgado, 10—2001
May	54-2010	Jose Bautista, 12—2010
June	48-2000	George Bell, 11—1987/Joe Carter, 11—1991
July	44-2000	Shawn Green, 11—1999/Jose Bautista, 11--2010
August	45-2001	Carlos Delgado, 12—1999/Jose Cruz Jr., 12—2001/Jose Bautista, 12—2010
September	52-2010	Carlos Delgado, 11--1998/Jose Bautista, 11—2010
Sept./Oct.	56-2010	Carlos Delgado, 11—1998/Jose Bautista, 11--2010

HOME RUN TRIOS, ONE SEASON

TOTAL	YEAR	PLAYERS
119	1998	Canseco - 46, Delgado - 38, Green - 35
114	2000	Batista - 41, Delgado - 41, Fullmer - 32
112	1999	Delgado - 44, Green - 42, Batista - 26
111	2010	Bautista - 54, Wells - 31, Hill - 26
101	1987	Bell - 47, Barfield - 28, Moseby - 26
100	2001	Delgado - 39, Cruz Jr. - 34, Mondesi - 27
95	2003	Delgado - 42, Wells - 33, Phelps - 20
92	1986	Barfield - 40, Bell - 31, Moseby - 21
92	2006	Glaus - 38, Wells - 32, Overbay - 22
91	1996	Sprague - 36, Carter - 30, Delgado - 25
90	2009	Hill - 36, Lind - 35, Barajas - 19

HOME RUN DUOS, ONE SEASON

TOTAL	YEAR	PLAYERS
86	1999	Delgado-44, Green-42
85	2010	Bautista-54, Wells-31
84	1998	Canseco-46, Delgado-38
82	2000	Batista-41, Delgado-41
75	1987	Bell-47, Barfield-28
75	2003	Delgado-42, Wells-33
73	2001	Delgado-39, Cruz Jr.-34
71	1986	Barfield-40, Bell-31
71	2009	Hill-36, Lind-35
70	2006	Glaus-38, Wells-32
66	1990	McGriff-35, Gruber-31
66	1996	Sprague-36, Carter-30

MOST PLAYERS 10 OR MORE HOME RUNS

9—	1983-	Barfield, Bonnell, Johnson, Martinez, Moseby, Mulliniks, Orta, Upshaw, Whitt
	1987-	Barfield, Bell, Fielder, Gruber, McGriff, Moseby, Mulliniks, Upshaw, Whitt
	2006-	Glaus, Hillenbrand, Hinske, Johnson, Molina, Overbay, Rios, Wells, Zaun
	2007-	Thomas, Rios, Glaus, Wells, Stairs, Hill, Lind, Zaun, Overbay
	2009-	Hill, Lind, Barajas, Overbay, Wells, Rios, Bautista, Scutaro, Ruiz
	2010-	Bautista, Wells, Hill, Lind, Encarnacion, Buck, Overbay, Gonzalez, Snider
8—	1996-	Brumfield, Carter, Delgado, Gonzalez, Green, O'Brien, Olerud, Sprague
	1998-	Canseco, Cruz Jr., Delgado, Gonzalez, Green, Sprague, Stanley, Stewart
	2000-	Batista, Cruz Jr., Delgado, Fletcher, Fullmer, Gonzalez, Mondesi, Stewart
	2001-	Batista, Cruz Jr., Delgado, Fletcher, Fullmer, Gonzalez, Stewart, Mondesi
	2002-	Cruz Jr., Delgado, Hinske, Mondesi, Phelps, Stewart, Wells, Woodward
7—	1984-	Aikens, Barfield, Bell, Johnson, Moseby, Upshaw, Whitt
	1985-	Barfield, Bell, Johnson, Moseby, Mulliniks, Upshaw, Whitt
	1986-	Barfield, Bell, Fernandez, Johnson, Moseby, Mulliniks, Whitt
	1988-	Barfield, Bell, Gruber, McGriff, Moseby, Mulliniks, White
	1990-	Bell, Borders, Felix, Gruber, Hill, McGriff, Olerud
	1992-	Borders, Carter, Gruber, Maldonado, Olerud, White, Winfield
	1995-	Alomar, Carter, Gonzalez, Green, Molitor, Sprague, White
	1999-	Batista, Cruz Jr., Delgado, Fletcher, Green, Greene, Stewart
	2003-	Catalanotto, Delgado, Hinske, Johnson, Myers, Phelps, Wells
	2005-	Hillenbrand, Hinske, Hudson, Koskie, Rios, Wells, Zaun

GRAND SLAM LEADERS

CAREER RECORD

Carlos Delgado	9
George Bell	7
Vernon Wells	5
Joe Carter	4
Darrin Fletcher	4

SEASON RECORD

Carlos Delgado	3	1997
Darrin Fletcher	3	2000
Joe Carter	2	1997
Roy Howell	2	1979
George Bell	2	1985
George Bell	2	1987
Jesse Barfield	2	1988
Ed Sprague	2	1995
Carlos Delgado	2	1998
Tony Batista	2	2000
Carlos Delgado	2	2000
Brad Fullmer	2	2001
Raul Mondesi	2	2001
Carlos Delgado	2	2003
Vernon Wells	2	2003
Josh Phelps	2	2004
Vernon Wells	2	2006
Frank Thomas	2	2007
Jose Bautista	2	2010

CLUB RECORD

9	2000
8	1989
7	1997
7	2006
7	2008
6	2001
5	2003
5	2004

Jose Bautista — In 2010, was named to the Sporting News All-Star Team and named a Silver Slugger in the AL as an outfielder. Also selected as the Hank Aaron Award winner as the most outstanding offensive performer in the AL last season

BLUE JAYS — GRAND SLAM HOME RUNS (113)

Player	Times	Last Date	Last Team	Player	Times	Last Date	Last Team Joe
Carlos Delgado	9	9/28/2003	CLE	Inglett	1	6/19/2008	@MIN
George Bell	7	4/11/1990	TEX	Brad Wilkerson	1	5/24/2008	KC
Vernon Wells	5	8/13/2008	@DET	Russ Adams	1	9/19/2007	BOS
Darrin Fletcher	4	5/26/2000	@DET	Bengie Molina	1	8/27/2006	@KC
Joe Carter	4	7/23/1997	MIL	Troy Glaus	1	7/29/2006	OAK
Gregg Zaun	3	9/6/2008	TB	John McDonald	1	7/25/2006	@SEA
Frank Thomas	3	4/6/2008	BOS	Lyle Overbay	1	5/10/2006	OAK
Tony Fernandez	3	9/9/2001	NYY	Reed Johnson	1	7/1/2005	@BOS
Brad Fullmer	3	7/6/2001	MTL	Gabe Gross	1	9/5/2004	OAK
Tony Batista	3	7/3/2000	@BAL	Chris Woodward	1	8/20/2004	@BAL
Ed Sprague	3	7/3/1996	BAL	Chris Gomez	1	4/22/2004	BOS
Lloyd Moseby	3	7/22/1989	@SEA	Eric Hinske	1	7/4/2003	@BAL
Ernie Whitt	3	6/4/1989	@BOS	Jose Cruz Jr.	1	10/5/2001	CLE
Jesse Barfield	3	9/13/1988	DET	Marty Cordova	1	7/16/2000	NYM
Jose Bautista	2	9/30/2010	@MIN	Jose Canseco	1	7/19/1998	NYY
Rod Barajas	2	8/24/2009	TB	Benito Santiago	1	8/11/1997	DET
Matt Stairs	2	5/14/2008	MIN	Charlie O'Brien	1	5/14/1997	@DET
Josh Phelps	2	7/7/2004	SEA	Devon White	1	8/25/1995	CWS
Raul Mondesi	2	6/29/2001	BOS	Paul Molitor	1	7/5/1994	@MIN
Shawn Green	2	7/19/1999	ATL	Dick Schofield	1	5/28/1994	CAL
John Olerud	2	5/27/1996	CWS	Roberto Alomar	1	8/29/1993	@SEA
Kelly Gruber	2	9/1/1992	CWS	Dave Winfield	1	5/7/1992	@SEA
Glenallen Hill	2	8/14/1990	@CWS	Fred McGriff	1	7/21/1989	@SEA
Willie Upshaw	2	6/23/1987	@DET	Pat Borders	1	7/7/1989	@DET
Barry Bonnell	2	5/1/1983	CWS	Junior Felix	1	6/2/1989	@BOS
Rico Carty	2	9/7/1979	@CLE	Rance Mulliniks	1	5/2/1989	OAK
Roy Howell	2	8/27/1979	OAK	Buck Martinez	1	6/5/1983	@BAL
Yunel Escobar	1	7/18/2010	@BAL	Otto Velez	1	5/4/1980	CLE
Adam Lind	1	8/31/2009	@TEX	Rick Bosetti	1	5/7/1978	@SEA
Kevin Millar	1	4/16/2009	@MIN	Hector Torres	1	6/27/1977	NYY

ROGERS CENTRE 500 LEVEL HOME RUNS

Player	Date	Visiting Team	Pitcher	
Jose Canseco	October 7, 1989*	Oakland	Mike Flanagan	480 (LF)
Mark McGwire	July 25, 1996	Oakland	Huck Flener	488 (LF)
Joe Carter	July 27, 1996	Oakland	John Wasdin	483 (LF)
Carlos Delgado	July 19, 1998	New York (A)	Andy Pettitte	467 (RF)
Jose Canseco	Sept. 5, 1998	Boston	Bret Saberhagen	451 (LF)
Jose Canseco	April 12, 1999	Tampa Bay	Graeme Lloyd	459 (LF)
Shawn Green	April 22, 1999	Anaheim	Tim Belcher	449 (RF)
Manny Ramirez	June 3, 2001	Boston	Chris Carpenter	491 (LF)
Raul Mondesi	April 17, 2002	Boston	Darren Oliver	456 (LF)
Josh Phelps	August 29, 2002	New York (A)	Roger Clemens	455 (LF)
Josh Phelps	July 7, 2004	Seattle	Ruben Mateo	435 (LF)
Gary Sheffield	July 28, 2004	New York (A)	Miguel Batista	440 (LF)
Vernon Wells	September 16, 2004	Baltimore	Rodrigo Lopez	445 (LF)
Jayson Werth	June 27, 2009	Philadelphia	Brad Mills	448 (LF)

* Game 4 of the ALCS

YOUNGEST BLUE JAYS TO RECORD FIRST MULTI-HOMER GAME

Player	Date	Age
Travis Snider	4/13/2009	21 years, 70 days
Felipe Lopez	9/04/2001	21 years, 115 days
Carlos Delgado	4/11/1994	21 years, 290 days
John Olerud	6/21/1990	21 years, 320 days
Alex Gonzalez	5/23/1995	22 years, 45 days

OPPONENTS — GRAND SLAM HOME RUNS (122)

DATE	PLAYER/CLUB	H/A	PITCHER
Sept. 6/77	Carlton Fisk, Boston	H	Mike Darr (1st inning)
Apr. 18/78	Amos Otis, Kansas City	H	Dave Lemanczyk (1st inning)
Apr. 25/78	Paul Dade, Cleveland	H	Jerry Garvin (4th inning)
May 26/78	Jim Spencer, New York – PH	A	Tom Murphy (7th inning)
June 24/78	Gary Alexander, Cleveland	A	Mike Willis (4th inning)
Aug. 6/78	Al Cowens, Kansas City	A	Balor Moore (1st inning)
May 22/79	Andre Thornton, Cleveland	H	Mark Lemongello (3rd inning)
June 3/79	Dan Meyer, Seattle	A	Mark Lemongello (3rd inning)
June 10/79	Jim Essian, Oakland – IP	A	Mike Willis (5th inning)
June 13/79 (1st)	Willie Aikens, California	H	Dyar Miller (3rd inning)
June 14/79	Willie Aikens, California	H	Phil Huffman (1st inning)
July 15/79	Dave Edwards, Minnesota	H	Jim Clancy (3rd inning)
Aug. 25/79	Don Baylor, California	H	Balor Moore (1st inning)
Sept. 9/79	Bobby Bonds, Cleveland	A	Tom Buskey (9th inning)
Apr. 22/81	Paul Molitor, Milwaukee	H	Joey McLaughlin (5th inning)
June 7/81	Buddy Bell, Texas	A	Roy Lee Jackson (8th inning)
May 29/82 (2nd)	Benny Ayala, Baltimore – PH	A	Jerry Garvin (7th inning)
June 2/82	Bobby Murcer, New York	H	Mark Bomback (13th inning)
July 11/82	Harold Baines, Chicago	H	Jerry Garvin (2nd inning)
July 30/82	Alan Trammell, Detroit	H	Jim Clancy (4th inning)
Aug. 24/82	Joe Nolan, Baltimore	A	Joey McLaughlin (10th inning)
Aug. 26/82	Eddie Murray, Baltimore	A	Ken Schrom (3rd inning)
June 15/83	Dave Lopes, Oakland	H	Dave Geisel (5th inning)
Aug. 8/83 (2nd)	Ken Griffey, New York	A	Matt Williams (1st inning)
Aug. 20/83	Jim Rice, Boston	A	Dave Stieb (3rd inning)
July 20/84	Alvin Davis, Seattle	A	Roy Lee Jackson (7th inning)
Apr. 19/85	Fritz Connally, Baltimore	H	Doyle Alexander (5th inning)
May 15/85	Jerry Narron, California – PH	H	Bill Caudill (9th inning)
May 8/86	Wally Joyner, California	A	Jim Acker (3rd inning)
May 9/86	Alvin Davis, Seattle	A	Don Gordon (7th inning)
Apr. 9/87	Cory Snyder, Cleveland	H	Joe Johnson (1st inning)
June 29/87	Don Mattingly, New York	H	John Cerutti (2nd inning)
June 29/87	Dave Winfield, New York	H	Tom Henke (8th inning)
Aug. 6/87	Casey Parsons, Cleveland – PH	A	Mark Eichhorn (6th inning)
Aug. 10/87	Sam Horn, Boston	A	Jose Nunez (8th inning)
Sept. 26/87	Matt Nokes, Detroit	H	John Cerutti (3rd inning)
July 2/88	Terry Steinbach, Oakland	H	Mike Flanagan (3rd inning)
May 2/89	Mark McGwire, Oakland	H	Tom Henke (9th inning)
July 16/89	Terry Steinbach, Oakland	H	Duane Ward (7th inning)
Sept. 12/89	Kent Hrbek, Minnesota	A	Duane Ward (7th inning)
May 17/90	Brian Giles, Seattle	H	Frank Wills (5th inning)
May 22/90	Jose Canseco, Oakland	H	Frank Wills (6th inning)
July 17/90	Alvin Davis, Seattle	A	David Wells (6th inning)
Aug. 3/90	Steve Buechele, Texas	A	Jim Acker (7th inning)
Sept. 14/90	Sam Horn, Baltimore – PH	H	Duane Ward (6th inning)
Apr. 8/91	Jack Clark, Boston	H	Dave Stieb (3rd Inning)
June 1/91	Dave Winfield, California	H	Willie Fraser (2nd Inning)
June 16/91	Joe Orsulak, Baltimore – PH	H	Duane Ward (7th Inning)
Sept. 15/91	Jose Canseco, Oakland	H	Jim Acker (9th Inning)
June 3/92	Kirby Puckett, Minnesota	A	Juan Guzman (3rd Inning)
June 12/92	Wade Boggs, Boston	H	Dave Stieb (5th Inning)
Apr. 13/93	Omar Vizquel, Seattle	H	Danny Cox (6th inning)
Apr. 30/93	Frank Thomas, Chicago	R	Todd Stottlemyre (3rd inning)
Apr. 6/94	Robin Ventura, Chicago	R	Paul Spoljaric (7th inning)
May 5/94	Brent Mayne, Kansas City	R	Juan Guzman (3rd inning)
June 7/94	Darrin Jackson, Chicago	H	Pat Hentgen (1st inning)
Aug. 2/94	Wes Chamberlin, Boston	H	Dave Stewart (4th inning)
June 21/95	Jose Valentin, Milwaukee	H	Mike Timlin (9th inning)
Aug. 1/95	Harold Baines, Baltimore	A	Edwin Hurtado (1st inning)
Aug. 18/95	Wally Joyner, Kansas City	H	Giovanni Carrara (3rd inning)
Aug. 25/95	Ray Durham, Chicago	H	Pat Hentgen (6th inning)
July 7/96	Cecil Fielder, Detroit	A	Jeff Ware (1st inning)
July 31/96	Albert Belle, Cleveland	A	Bill Risley (9th inning)
Sept. 21/96	Eddie Murray, Baltimore	A	Scott Brow (6th inning)
Apr. 20/97	Dean Palmer, Texas	A	Juan Guzman (3rd inning)
May 17/97	Jim Thome, Cleveland	H	Woody Williams (3rd inning)
Aug. 4/97	Greg Colbrunn, Minnesota – PH	A	Omar Daal (5th inning)
July 19/98	Chris Hoiles, Baltimore	A	Woody Williams (1st inning)
July 18/98	Tim Raines, New York (AL)	H	Robert Person (8th inning)
July 23/98	Damon Buford, Boston	A	Dan Plesac (8th inning)

DATE	PLAYER/CLUB	H/A	PITCHER
Apr. 29/99	Andy Sheets, Anaheim	A	Roy Halladay (1st inning)
Apr. 30/99	Ken Griffey, Seattle	A	Graeme Lloyd (8th inning)
May 22/99	John Valentin, Boston	A	Chris Carpenter (3rd inning)
July 28/99	Butch Huskey, Boston	H	Joey Hamilton (6th inning)
Aug. 13/99	Matt Stairs, Oakland	H	Paul Spoljaric (5th inning)
Aug. 14/99	A.J. Hinch, Oakland	H	Joey Hamilton (1st inning)
Sept. 14/99	Bernie Williams, New York (AL)	H	Billy Koch (8th inning)
Sept. 14/99	Paul O'Neill, New York (AL)	H	Paul Spoljaric (9th inning)
Sept. 24/99	Manny Ramirez, Cleveland	H	Mike Romano (5th inning)
Sept. 24/99	Dave Roberts, Cleveland	H	John Hudek (8th inning)
Apr. 15/00	Edgar Martinez, Seattle	H	Pedro Borbon (6th inning)
Apr. 16/00	Alex Rodriguez, Seattle	H	Pedro Borbon (8th inning)
Apr. 18/00	Adam Kennedy, Anaheim	H	Frank Castillo (4th inning)
June 27/00	Steve Cox, Tampa Bay	A	Kelvim Escobar (4th inning)
July 18/00	Mike Piazza, New York (NL)	H	Chris Carpenter (5th inning)
Apr. 8/01	Jorge Posada,	A	Steve Parris (1st inning)
Aug. 18/01	Ivan Rodriguez,	H	Billy Koch (9th inning)
Apr. 27/02	David Eckstein, Anaheim	A	Scott Cassidy (5th inning)
Apr. 28/02	David Eckstein, Anaheim	A	Pedro Borbon (14th inning)
May 11/02	Eric Chavez, Oakland	A	Justin Miller (2nd inning)
Aug. 27/02	Joe Crede, Chicago	A	Felix Heredia (10th inning)
May 16/02	Mike Cameron, Seattle	H	Pete Walker (7th inning)
March 31/03	Alfonso Soriano, New York (AL)	H	Roy Halladay (6th inning)
June 15/03	Troy O'Leary, Chicago (NL)	H	Cory Lidle (6th inning)
Aug. 24/03	Ramon Hernandez, Oakland	H	Kelvim Escobar (1st inning)
Aug. 24/03	Miguel Tejada, Oakland	H	Josh Towers (6th inning)
May 19/04	Matt Lecroy, Minnesota	H	Terry Adams (9th inning)
July 10/04	Benji Molina, Anaheim	H	Kerry Ligtenberg (7th inning)
July 18/04	Mark Teixeira, Texas	A	Vinnie Chulk (8th inning)
July 26/04	Jorge Posada, New York	H	Sean Douglass (1st inning)
Aug. 8/04	Bernie Williams, New York	A	Miguel Batista (1st inning)
Aug. 12/04	Ben Broussard, Cleveland	A	Vinnie Chulk (7th inning)
Aug. 28/04	Ruben Sierra, New York	H	Kerry Ligtenberg (9th inning)
June 2/05	Eric Chavez, Oakland	A	Josh Towers (5th inning)
Sept. 19/05	Richie Sexson, Seattle	H	Miguel Batista (9th inning)
Apr. 5/06	Torii Hunter, Minnesota	H	Jason Frasor (8th inning)
Sept. 5/06	Andy Marte, Cleveland	H	Jeremy Accardo (8th inning)
Apr. 4/07	Curtis Granderson, Detroit	A	Shaun Marcum (3rd inning)
Sept. 11/07	Jason Giambi, New York (AL)	H	Shaun Marcum (5th inning)
May 8/08	Dioner Navarro, Tampa Bay	H	Shaun Camp (13th inning)
May 16/08	Jayson Werth, Philadelphia	A	David Purcey (3rd inning)
July 19/08	Evan Longoria, Tampa Bay	A	Roy Halladay (6th inning)
Sept. 24/08	Bobby Abreu, New York (AL)	H	Jesse Carlson (10th inning)
Apr. 25/09	Alexi Ramirez, Chicago (AL)	A	Shawn Camp (5th inning)
June 12/09	Cody Ross, Florida	H	Brandon League (8th inning)
Aug. 16/09	Gregg Zaun, Tampa Bay	A	Brandon League (8th inning)
Apr. 4/10	Carlos Quentin, Chicago (AL)	H	Brandon Morrow (5th inning)
June 2/10	Carl Crawford, Tampa Bay	H	Scott Downs (9th inning)
June 5/10	Carlos Pena, Tampa Bay	A	Rommie Lewis, Jr. (5th inning)
June 15/10	Aaron Cunningham, San Diego	A	Brett Cecil (2nd inning)
July 3/10	Brett Gardner, New York (AL)	A	Ricky Romero (3rd inning)
Sept. 11/10	Brad Hawpe, Tampa Bay	H	Ricky Romero (4th inning)

HOME RUNS ROGERS CENTRE

REGULAR SEASON

TEAM TOTALS

Blue Jays	1989
Opponents	1793
Red Sox	202
Yankees	185
Orioles	159
Mariners	132
Tigers	124
Athletics	122
Indians	119
Rays	110
Rangers	108
White Sox	100
Royals	90
Angels	82
Twins	79
Brewers	61
Expos/Nationals	31
Mets	17
Phillies	14
Giants	10
Marlins	10
Cardinals	9
Braves	7
Dodgers	6
Pirates	5
Diamondbacks	3
Rockies	3
Cubs	3
Reds	3
TOTAL	**3782**

LEADING BLUE JAYS

1.	Carlos Delgado	175
2.	Vernon Wells	124
3.	Joe Carter	121
4.	Shawn Green	63
5.	Ed Sprague	58
6.	Jose Cruz Jr.	57
7.	Aaron Hill	52
8.	Alex Rios	51
9.	Lyle Overbay	49
10.	John Olerud	47

LEADING OPPONENTS

1.	Alex Rodriguez	33
2.	Manny Ramirez	27
3.	David Ortiz	24
4.	Jason Giambi	22
5.	Jose Canseco	18
6.	Miguel Tejada	17
7.	Cecil Fielder	16
	Juan Gonzalez	16
9.	Rafael Palmeiro	15
	Ken Griffey Jr.	15
	Aubrey Huff	15

MOST ONE SEASON

	#	BLUE JAYS	#	OPPONENT
Club	146	2010	102	1996
Individual	33	Bautista, 2010	6	Soriano A, 2002
			6	Giambi J, 2003

POST SEASON AT ROGERS CENTRE

BLUE JAYS

Bell	1	Moseby	1
Borders	2	Olerud	1
Carter	5	Olerud	1
Gruber	2	White	1
Maldonado	1	Winfield	1
Molitor	1		

JAYS HISTORY

FIVE HITS OR MORE

There have been 15 different Blue Jays to have recorded at least five hits in a single game in franchise history...The feat has been accomplished 18 times overall with a Club record six hits by Frank Catalanotto on May 1, 2004 at CWS.

Frank Catalanotto	6	May 1, 2004 at CWS (GM 2), 6-for-6
Roy Howell	5	Sept. 10, 1977 at NYY, 5-for-5
Rick Bosetti	5	Apr. 27, 1979 vs. MIL, 5-for-5
Barry Bonnell	5	Apr. 10, 1982 vs. MIL, 5-for-5
Damaso Garcia	5	June 19, 1982 at OAK, 5-for-5
George Bell	5	Apr. 6, 1988 vs. KC, 5-for-5
Kelly Gruber	5	June 12, 1989 vs. DET, 5-for-6
George Bell	5	Sept. 24, 1990 vs. MIL, 5-for-5
Fred McGriff	5	Sept. 1, 1990 at CLE, 5-for-5
John Olerud	5	Apr. 29, 1993 vs. KC, 5-for-5
Paul Molitor	5	Sept. 4, 1995 vs. KC (GM 1), 5-for-5
Carlos Delgado	5	May 7, 1998 at SEA, 5-for-5
Tony Fernandez	5	May 7, 1999 vs. TEX, 5-for-5
Shannon Stewart	5	Sept. 19, 2002 at BAL, 5-for-5
Frank Catalanotto	5	July 9, 2003 vs. BOS, 5-for-5
Alex Rios	5	Aug. 8, 2005 vs. DET, 5-for-5
Alex Rios	5	Aug. 17, 2008 at BOS, 5-for-6
Adam Lind	5	June 4, 2009 vs. LAA, 5-for-5

BLUE JAYS FIVE OR MORE HOME RUN GAMES (38)

DATE	OPP.	NO.
9/17/1983	MIN	5
7/10/1985	@SEA	5
5/22/1987	@SEA	5
8/30/1987	OAK	5
9/12/1987	NYY	5
9/14/1987	BAL	10
5/23/1988	@MIL	5
4/20/1990	KC	5
5/06/1990	DET	5
5/16/1993	@NYY	5
5/31/1993	@CAL	5
7/05/1994	@MIN	6
7/06/1996	@DET	6
7/13/1996	@MIL	5
8/19/1998	@SEA	7
4/30/1999	@SEA	5
6/21/1999	KC	5
7/08/1999	@BAL	6
8/10/1999	@MIN	5
5/05/2000	CLE	5
8/27/2000	@TEX	5
4/04/2001	@TB	5
4/20/2001	@KC	5
5/06/2001	@SEA	5
9/18/2001	BAL	5
6/25/2002	@TB	5
5/06/2003	@TEX	5
9/25/2003	TB	5
5/30/2006	BOS	5
7/23/2006	NYY	5
7/22/2009	CLE	5
9/15/2009	@NYY	5
9/29/2009	@BOS	6
5/14/2010	TEX	5
5/21/2010	@ARI	6
7/08/2010	MIN	5
8/07/2010	TB	8
9/30/2010	@MIN	6

BLUE JAYS — FOUR HOME RUNS IN ONE INNING (1)

DATE	OPPONENT	INNING	HITTERS	PITCHER(S)
Aug. 17, 2001	vs TEX	6th	FRYE	MAHOMES
			CRUZ JR.	MAHOMES
			STEWART	MAHOMES
			DELAGDO	MAHOMES

OPPONENTS — FOUR HOME RUNS IN ONE INNING (4)

DATE	OPPONENT	INNING	HITTERS	PITCHER(S)
June 30, 1977	vs NYY	8th	C. JOHNSON	GARVIN
			PINELLA	GARVIN
			MUNSON	J. JOHNSON
			C. JOHNSON	J. JOHNSON
July 4, 1977	at BOS	8th	LYNN	HARTENSTEIN
			RICE	HARTENSTEIN
			YAZSTREMSKI	WILLIS
			SCOTT	WILLIS
May 3, 2000	at CWS	6th	JOHNSON	ESCOBAR
			VALENTIN	ESCOBAR
			THOMAS	FRASCATORE
			KONERKO	FRASCATORE
May 20, 2009	at BOS	5th	ORTIZ	CECIL
			BAY	CECIL
			LOWELL	CECIL
			VARITEK	CECIL

BLUE JAYS — THREE HOME RUNS IN ONE INNING (28)

DATE	OPPONENT	INNING
6/17/1977	BAL	4TH
6/23/1982	@SEA	9TH
5/23/1983	DET	4TH
7/12/1983	@KC	4TH
4/26/1984	OAK	6TH
6/5/1984	@DET	4TH
7/15/1984	@OAK	4TH
8/30/1987	OAK	7TH
9/12/1987	NYY	8TH
9/14/1987	BAL	2ND
5/6/1990	DET	4TH
5/22/1990	OAK	6TH
5/17/1995	@TEX	2ND
4/30/1999	@SEA	3RD
6/21/1999	KC	3RD
10/2/1999	@CLE	3RD
4/18/2000	ANA	6TH
4/23/2000	NYY	6TH
8/11/2001	@ANA	2ND
8/21/2001	@MIN	6TH
6/25/2002	@TB	8TH
4/9/2005	BOS	3RD
4/21/2006	BOS	8TH
7/23/2006	NYY	3RD
5/1/2007	@CLE	1ST
5/20/2007	@PHI	8TH
6/24/2009	CIN	1ST
8/07/2010	TB	3RD

OPPONENTS — THREE HOME RUNS IN ONE INNING (31)

DATE	OPP	INN
5/8/1979	@MIN	7TH
5/5/1982	@CWS	7TH
6/22/1982	@SEA	4TH
8/2/1983	NYY	3RD G1
6/3/1984	NYY	4TH
9/18/1984	BOS	6TH
8/24/1985	@CWS	9TH
5/6/1986	OAK	3RD
5/10/1986	@SEA	4TH
5/14/1986	@OAK	7TH
6/4/1986	MIN	7TH
7/14/1990	@CAL	7TH
8/7/1990	DET	9TH
6/22/1995	MIL	2ND
4/25/1997	SEA	8TH
6/3/1997	@SEA	6TH
6/23/1997	BOS	7TH
9/15/1997	@SEA	5TH
7/14/1998	@BAL	7TH
9/25/1998	DET	3RD
6/11/2002	SF	5TH
8/8/2003	TEX	1ST
5/24/2004	ANA	3RD
8/25/2004	@BOS	4TH
8/28/2004	NYY	9TH
6/4/2006	@TB	3RD
4/24/2007	TEX	3RD
6/6/2008	BAL	8TH
9/27/2009	SEA	5TH
7/9/2010	BOS	4TH
8/24/2010	NYY	3RD

MOST HOME RUNS IN A SEASON SERIES
(six or more)

YEAR	NAME	OPPOSING TEAM	HOMERS
1980	John Mayberry	New York (A)	8
	John Mayberry	Seattle	6
	Otto Velez	Cleveland	7
1982	Willie Upshaw	Cleveland	6
1983	Willie Upshaw	Minnesota	6
	Ernie Whitt	Detroit	6
1986	Jessie Barfield	Detroit	7
	Jessie Barfield	New York (A)	6
	Jessie Barfield	Seattle	6
1987	George Bell	Seattle	7
	George Bell	Baltimore	6
	George Bell	Oakland	6
	Ernie Whitt	Baltimore	6
1989	Fred McGriff	Seattle	6
	Fred McGriff	New York	6
1990	Kelly Gruber	Cleveland	7
1991	Joe Carter	Boston	6
1992	Joe Carter	Milwaukee	6
1993	Joe Carter	Cleveland	7
	Roberto Alomar	California	6
1998	Shawn Green	Minnesota	7
	Jose Canseco	Boston	6
	Jose Canseco	Tampa Bay	6

YEAR	NAME	OPPOSING TEAM	HOMERS
1999	Carlos Delgado	Texas	7
2000	Tony Batista	Baltimore	9
	Shannon Stewart	Kansas City	6
2001	Jose Cruz Jr.	New York (A)	9
	Jose Cruz Jr.	Baltimore	6
	Carlos Delgado	New York (A)	6
2002	Carlos Delgado	Tampa Bay	8
	Jose Cruz Jr.	Tampa Bay	7
	Vernon Wells	Baltimore	6
2003	Carlos Delgado	Tampa Bay	8
	Carlos Delgado	Baltimore	6
2004	Carlos Delgado	Baltimore	6
	Vernon Wells	Baltimore	6
2006	Vernon Wells	Boston	6
2009	Adam Lind	Texas	6
2010	Jose Bautista	Baltimore	9
	Jose Bautista	Boston	8
	Jose Bautista	Boston	8
	Vernon Wells	Texas	8
	Edwin Encarnacion	Minnesota	7
	Vernon Wells	New York (A)	7
	Jose Bautista	New York (A)	6
	Aaron Hill	Baltimore	6

Aaron Hill and Adam Lind along with former Manager, Cito Gaston, receiving their 2009 Silver Slugger Award trophies during the 2010 Home Opener vs. the White Sox

CONSECUTIVE GAMES WITH AT LEAST ONE HOME RUN – TEAM

(Minimum 10 games)

GAMES	DATE	NUMBER OF HOME RUNS
23	May 31-June 25, 2000	44
19	Aug. 29-Sept. 18, 2010	34
15	July 6-23, 2000	28
14	Apr. 18-May 4, 1996	28
14	Sept. 11-26, 2002	23
13	May 19-June 2, 1985	17
13	Sept. 1-15, 1999	22
13	May 6-19, 2003	24
13	July 3-10, 2010	28
12	June 2-14, 1987	25
12	April 11-23, 2000	29
12	May 1-13, 2000	29
12	July 25-Aug. 6, 2004	19
11	June 19-30, 1986	21
11	May 6-17, 1993	22
11	May 2-14, 1995	20
11	Sept. 16-27, 1998	19
11	Apr. 11-22, 1999	17
11	May 3-15, 2001	25
11	Aug. 5-7, 2001	24
11	July 14-26, 2002	19
11	Aug. 28-Sept. 9, 2007	18
11	Aug. 5-18, 2009	20
10	July 31-Aug. 11, 1984	12
10	May 29-June 8, 1993	22
10	June 9-19, 1996	14
10	Sept. 27-Oct. 6, 2001	12
10	Apr. 9-20, 2002	17
10	May 29-June 8, 2002	15
10	Aug. 25-Sept. 5, 2003	12
10	Apr. 6-17, 2004	10
10	Apr. 4-14, 2007	13
10	July 25-Aug. 3, 2010	23

CONSECUTIVE GAME HOME RUNS – INDIVIDUAL

In 2001 **JOSE CRUZ Jr.** set a franchise record, homering in **SIX CONSECUTIVE GAMES**, from September 29 to October 5 (G1) (6 home runs)... The previous mark was four straight done six times previously. Below is a list of players who have homered in four and three consecutive games.

FOUR STRAIGHT GAMES

George Bell — Aug. 23-26, 1985 (4 home runs)
Joe Carter — June 20-23, 1991 (5 home runs)
Carlos Delgado — June 3, 5-7, 1997 (4 home runs)
Shawn Green — Apr. 5, 7-9, 2001 (4 home runs)
Vernon Wells — June 19-22, 2003 (5 home runs)
Jose Canseco — Sept. 4-7, 2001 (4 home runs)
Carlos Delgado — Aug. 8-11, 2001 (5 home runs)
Jose Bautista — Sept. 28-Oct. 2, 2009 (4 home runs)
E. Encarnacion — Sept. 30-Oct. 3, 2010 (5 home runs)

THREE STRAIGHT GAMES

Jesse Barfield — May 19-21, 1985
— Apr. 30, May 1, 2, 1986
— July 21-23, 1986
— Sept. 30, Oct. 1, 3, 1986
— Aug. 21-23, 1988
Tony Batista — June 29, 30, July 1, 2000
Jose Bautista — May 15-17, 2010
— July 25-27, 2010
— Sept. 15-18, 2010
George Bell — Apr. 11-13, 1985
— July 19-21, 1986
— June 23-24, 26, 1987
— July 21, 23-24, 1988
Jacob Brumfield — Aug. 12-14, 1996
Jose Canseco — May 19-21, 1998
Joe Carter — June 1-3, 1991
— Apr. 8-10, 1994
— June 14-16, 1996
Jose Cruz Jr. — May 5-7, 2000
— Aug. 26-28, 2000
Carlos Delgado — Sept. 23, 25-26, 1998
— Aug. 24-25, 27, 1999
— May 4-6, 2000
— Sept. 11, 13-14, 2002
E. Encarnacion — May 21-23, 2010
Ron Fairly — June 27, 28 (1st & 2nd game), 1977
Brad Fullmer — Sept. 8-10, 2000
— May 5-6, 8, 2001
Shawn Green — Sept. 4-6, 1998
Kelly Gruber — July 13-15, 1989
— Apr. 23-25, 1990
— June 6-8, 1990
Cliff Johnson — June 12-14, 1986
Adam Lind — Aug. 16-19, 2008
John Mayberry — Sept. 14, 16-17, 1980
Fred McGriff — Aug. 22-24, 1988
Raul Mondesi — July 7-9, 2000
Lloyd Moseby — July 2-4, 1982
— July 29, 31, August 2, 1987
John Olerud — May 30, 31, June 1, 1993
Doug Rader — July 9-11, 1977
Travis Snider — Sept. 28-30, 2010
Ed Sprague — May 30, 31, June 1 1993
— June 21-22, 26, 1996
— July 10-12, 1998
Matt Stairs — May 18-20, 2007
— Aug, 28, 29, Sept. 2, 2007
Shannon Stewart — Aug. 9-11, 2000
— Aug. 23-26, 2008
Frank Thomas — Apr. 5-8, 2008
Vernon Wells — July 21-24, 2003
— Apr. 5-8, 2010
— Sept. 5-7, 2010
Ernie Whitt — May 24-26, 1985
Gregg Zaun — May 26-June 18, 2008

POST-SEASON AND ALL-STAR HOMERS

WORLD SERIES

	Date	Batter	Pitcher	OPP	Cty	In	On
1	Oct. 17/92	Joe Carter	Tom Glavine	ATL	ATL	4	0
2	Oct. 18/92	Ed Sprague	Jeff Reardon	ATL	ATL	9	1
3	Oct. 20/92	Joe Carter	Steve Avery	ATL	TOR	4	0
4	Oct. 20/92	Kelly Gruber	Steve Avery	ATL	TOR	8	0
5	Oct. 21/92	Pat Borders	Tom Glavine	ATL	TOR	3	0
6	Oct. 24/92	Candy Maldonado	Steve Avery	ATL	ATL	4	0
7	Oct. 16/93	Devon White	Curt Schilling	PHI	TOR	5	0
8	Oct. 16/93	John Olerud	Curt Schilling	PHI	TOR	6	0
9	Oct. 17/93	Joe Carter	Terry Mulholland	PHI	TOR	4	1
10	Oct. 19/93	Paul Molitor	Danny Jackson	PHI	PHI	3	0
11	Oct. 23/93	Paul Molitor	Terry Mulholland	PHI	TOR	5	0
12	Oct. 23/93	Joe Carter	Mitch Williams	PHI	TOR	9	2

LEAGUE CHAMPIONSHIP SERIES

	Date	Batter	Pitcher	OPP	Cty	In	On
1	Oct. 11/85	Rance Mulliniks	Bret Saberhagen	KCA	KCA	5	1
2	Oct. 11/85	Jesse Barfield	Bret Saberhagen	KCA	KCA	5	1
3	Oct. 03/89	Ernie Whitt	Dave Stewart	OAK	OAK	4	0
4	Oct. 08/89	Lloyd Moseby	Dave Stewart	OAK	TOR	8	0
5	Oct. 08/89	George Bell	Dave Stewart	OAK	TOR	9	0
6	Oct. 11/91	Joe Carter	Scott Erickson	MIN	TOR	1	0
7	Oct. 07/92	Pat Borders	Dave Stewart	OAK	TOR	5	0
8	Oct. 07/92	Dave Winfield	Dave Stewart	OAK	TOR	6	0
9	Oct. 08/92	Kelly Gruber	Mike Moore	OAK	TOR	5	1
10	Oct. 10/92	Roberto Alomar	Ron Darling	OAK	OAK	4	0
11	Oct. 10/92	Candy Maldonado	Ron Darling	OAK	OAK	5	0
12	Oct. 11/92	John Olerud	Bob Welch	OAK	OAK	2	0
13	Oct. 11/92	Roberto Alomar	Dennis Eckersley	OAK	OAK	9	1
14	Oct. 12/92	Dave Winfield	Dave Stewart	OAK	OAK	4	0
15	Oct. 14/92	Joe Carter	Mike Moore	OAK	TOR	1	1
16	Oct. 14/92	Candy Maldonado	Mike Moore	OAK	TOR	3	2
17	Oct. 05/93	Paul Molitor	Jack McDowell	CHA	CHA	7	1
18	Oct. 12/93	Devon White	Scott Radinsky	CHA	CHA	9	0

LEAGUE DIVISION SERIES

	Date	Batter	Pitcher	PTm	Cty	In	On
None for Team							

ALL STAR GAME

	Date	Batter	Pitcher	PTm	Cty	In	On
1	July 13/93	Roberto Alomar	Andy Benes	SDN	BAL	3	0

WORLD SERIES HOMERS — OPPONENTS

	Date	Batter	Tm	Pitcher	Cty	In	On
1	Oct. 17/92	Damon Berryhill	ATL	Jack Morris	ATL	6	2
2	Oct. 22/92	David Justice	ATL	Jack Morris	TOR	4	0
3	Oct. 22/92	Lonnie Smith	ATL	Jack Morris	TOR	5	3
4	Oct. 17/93	Jim Eisenreich	PHI	Dave Stewart	TOR	3	2
5	Oct. 17/93	Lenny Dykstra	PHI	Tony Castillo	TOR	7	0
6	Oct. 19/93	Milt Thompson	PHI	Duane Ward	PHI	9	0
7	Oct. 20/93	Lenny Dykstra	PHI	Todd Stottlemyre	PHI	2	1
8	Oct. 20/93	Lenny Dykstra	PHI	Al Leiter	PHI	5	1
9	Oct. 20/93	Darren Daulton	PHI	Al Leiter	PHI	5	1
10	Oct. 23/93	Lenny Dykstra	PHI	Dave Stewart	TOR	7	2

LEAGUE CHAMPIONSHIP SERIES HOMERS — OPPONENTS

	Date	Batter	Tm	Pitcher	Cty	In	On
1	Oct. 09/85	Willie Wilson	KCA	Jimmy Key	TOR	3	1
2	Oct. 09/85	Pat Sheridan	KCA	Tom Henke	TOR	9	0
3	Oct. 11/85	George Brett	KCA	Doyle Alexander	KCA	1	0
4	Oct. 11/85	Jim Sundberg	KCA	Doyle Alexander	KCA	5	0
5	Oct. 11/85	George Brett	KCA	Doyle Alexander	KCA	6	1
6	Oct. 15/85	George Brett	KCA	Doyle Alexander	TOR	5	0
7	Oct. 16/85	Pat Sheridan	KCA	Dave Stieb	TOR	4	0
8	Oct. 03/89	Dave Henderson	OAK	Dave Stieb	OAK	2	0
9	Oct. 03/89	Mark McGwire	OAK	Dave Stieb	OAK	6	0
10	Oct. 04/89	Dave Parker	OAK	Todd Stottlemyre	OAK	6	0
11	Oct. 06/89	Dave Parker	OAK	Jimmy Key	TOR	4	0
12	Oct. 07/89	Rickey Henderson	OAK	Mike Flanagan	TOR	3	1
13	Oct. 07/89	Jose Canseco	OAK	Mike Flanagan	TOR	3	0
14	Oct. 07/89	Rickey Henderson	OAK	Mike Flanagan	TOR	5	1
15	Oct. 11/91	Mike Pagliarulo	MIN	Mike Timlin	TOR	10	0
16	Oct. 12/91	Kirby Puckett	MIN	Todd Stottlemyre	TOR	4	0
17	Oct. 13/91	Kirby Puckett	MIN	Tom Candiotti	TOR	1	0
18	Oct. 07/92	Mark McGwire	OAK	Jack Morris	TOR	2	1
19	Oct. 07/92	Terry Steinbach	OAK	Jack Morris	TOR	2	0
20	Oct. 07/92	Harold Baines	OAK	Jack Morris	TOR	9	0
21	Oct. 12/92	Ruben Sierra	OAK	David Cone	OAK	1	1
22	Oct. 09/93	Lance Johnson	CHA	Todd Stottlemyre	TOR	2	1
23	Oct. 09/93	Frank Thomas	CHA	Todd Stottlemyre	TOR	6	0
24	Oct. 10/93	Ellis Burks	CHA	Juan Guzman	TOR	5	0
25	Oct. 10/93	Robin Ventura	CHA	Duane Ward	TOR	9	1
26	Oct. 12/93	Warren Newson	CHA	Duane Ward	CHA	9	0

LEAGUE DIVISION SERIES HOMERS SURRENDERED

	Date	Batter	Tm	Pitcher	Cty	In	On
None for Team							

ALL STAR GAME HOMERS SURRENDERED

	Date	Batter	Tm	Pitcher	Cty	In	On
1	July 10/84	Gary Carter	MON	Dave Stieb	SFN	2	0

2-0 in WORLD SERIES PLAY

In 1993 the Toronto Blue Jays won the World Series and became just the 4th team in history to go undefeated in their first two trips to the Fall Classic. In 2003 the Florida Marlins became the 5th to do so.

1903, 1912 Boston Red Sox
1906, 1917 Chicago White Sox
1920, 1948 Cleveland Indians
1992, 1993 Toronto Blue Jays
1997, 2003 Florida Marlins

OPPONENTS

AARON HILL

OPPONENTS

YEAR-BY-YEAR

BATTING

	AVG.	AB	R	H	TB	2B	3B	HR H-A-T	RBI	BB	SO	SH-SF	HP	SB-CS	LOB	SLG
1977	.278	5524	822	1568	2361	241	55	94-58-152	762	623	771	64-70	20	84-75	1184	.427
1978	.279	5488	775	1529	2371	291	52	75-74-149	730	614	758	79-51	22	101-66	1192	.432
1979	.281	5469	862	1537	2408	284	46	91-74-165	809	594	613	67-50	40	85-56	1107	.440
1980	.274	5567	762	1523	2240	254	29	75-60-135	720	635	705	92-47	28	115-53	1209	.402
1981	.252	3602	466	908	1348	168	28	41-31-72	435	377	451	38-36	36	55-35	763	.374
1982	.257	5546	701	1428	2275	234	36	75-72-147	657	493	776	46-31	25	78-46	1109	.410
1983	.259	5531	726	1434	2254	299	43	84-61-145	689	517	835	34-50	42	83-46	1112	.408
1984	.257	5574	696	1433	2185	236	48	78-62-140	662	528	875	54-45	34	75-40	1147	.392
1985	.243	5406	588	1312	2029	220	28	78-69-147	558	484	823	47-41	26	83-44	1072	.375
1986	.261	5621	733	1467	2283	266	29	89-75-164	691	487	1002	59-51	45	95-46	1103	.406
1987	.244	5426	655	1323	2145	268	40	83-75-158	620	567	1064	56-32	22	123-59	1086	.395
1988	.251	5484	680	1404	2151	250	34	73-70-143	632	528	904	61-37	59	120-55	1142	.392
1989	.255	5513	651	1408	2056	273	39	50-49-99	610	478	849	61-62	45	115-54	1107	.373
1990	.260	5524	661	1434	2198	259	38	82-61-143	610	478	849	61-62	45	115-54	1107	.373
1991	.238	5470	622	1301	1925	217	22	72-49-121	582	523	971	53-45	43	118-53	1126	.352
1992	.248	5432	682	1346	2014	260	18	60-64-124	642	541	954	32-55	45	144-62	1104	.371
1993	.261	5527	742	1441	2145	240	31	81-53-134	694	620	1023	38-52	32	136-64	1203	.388
1994	.266	3954	579	1053	1665	189	21	64-63-127	547	482	832	29-38	32	101-43	882	.421
1995	.268	4994	777	1336	2094	257	33	79-66-145	723	654	894	36-37	51	98-50	1118	.419
1996	.266	5544	809	1476	2366	289	20	102-85-187	760	610	1033	31-48	36	74-41	1125	.427
1997	.263	5527	694	1453	2281	277	25	72-95-167	650	497	1150	49-37	39	77-64	1127	.413
1998	.256	5632	768	1443	2351	333	34	77-92-169	737	587	1154	42-44	45	149-47	1189	.417
1999	.280	5644	862	1582	2546	325	33	93-98-191	824	575	1009	39-57	53	124-53	1189	.451
2000	.285	5669	908	1615	2584	338	23	92-103-195	862	560	978	44-40	64	99-38	1157	.456
2001	.275	5649	753	1553	2457	357	26	84-81-165	714	490	1041	47-43	76	112-47	1164	.435
2002	.269	5593	828	1504	2405	312	29	89-88-177	795	590	991	42-52	71	107-41	1195	.431
2003	.276	5660	826	1560	2496	300	42	107-77-184	786	485	984	28-38	57	126-32	1175	.441
2004	.273	5517	823	1505	2397	293	28	93-88-181	785	608	956	42-56	58	91-41	1133	.434
2005	.264	5579	705	1475	2333	263	20	103-82-185	681	444	958	31-43	68	100-35	1101	.418
2006	.262	5532	754	1447	2335	291	21	94-91-185	712	504	1076	25-31	59	130-32	1112	.422
2007	.251	5512	699	1383	2154	252	24	83-74-157	663	479	1067	17-44	55	134-24	1063	.419
2008	.244	5460	610	1330	2075	281	31	56-78-134	584	467	1184	31-40	67	86-37	1117	.380
2009	.270	5598	771	1509	2427	323	26	90-91-181	736	551	1181	25-49	58	89-46	1157	.434
2010	.255	5508	728	1407	2229	310	31	81-69-150	692	539	1184	21-37	60	69-35	1115	.405

PITCHING

	W-L	ERA	CG	SV	SHO	IP	H	R	ER	HR	HB	BB	SO	WP
1977	107-54	3.25	52	43	15	1452.0	1367	822	525	100	23	499	819	35
1978	102-59	3.31	59	33	19	1450.0	1358	590	534	98	23	448	645	32
1979	109-53	3.32	53	41	15	1444.0	1362	613	533	95	36	448	663	37
1980	95-67	3.39	54	34	12	1481.0	1398	624	558	126	33	448	813	37
1981	69-37	2.76	30	21	20	967.0	797	329	297	61	20	284	556	25
1982	84-78	3.61	39	37	9	1448.0	1447	651	581	106	28	415	749	43
1983	73-89	4.48	26	33	8	1437.1	1546	795	716	167	32	510	810	45
1984	73-89	4.08	26	28	4	1453.0	1555	750	659	143	52	460	816	47
1985	62-99	4.28	24	23	4	1427.0	1482	759	679	158	30	503	807	8
1986	76-86	4.40	19	38	6	1470.0	1540	809	718	181	33	496	848	46
1987	66-96	4.72	26	33	10	1441.1	1514	845	756	215	38	555	970	64
1988	75-87	4.19	23	39	3	1442.0	1491	763	671	158	31	521	935	61
1989	73-89	4.02	17	38	7	1461.0	1449	731	653	142	31	521	923	52
1990	76-86	4.42	18	46	10	1447.2	1479	767	711	167	28	526	970	73
1991	71-91	3.93	22	43	9	1449.2	1412	684	633	133	58	499	1043	55
1992	66-96	4.40	13	36	10	1428.1	1458	780	699	163	47	561	933	51
1993	67-95	4.86	19	36	1	1428.1	1556	847	771	159	52	588	861	56
1994	60-55	4.27	13	27	4	1025.1	1064	566	486	115	38	387	691	40
1995	88-56	4.08	12	33	10	1309.2	1309	642	593	140	44	492	906	66
1996	88-74	4.38	13	43	9	1453.1	1451	766	707	177	92	529	1105	45
1997	86-76	3.61	12	40	11	1447.1	1333	654	580	147	59	487	1138	60
1998	74-88	4.69	14	33	4	1458.0	1482	816	759	221	87	564	1132	58
1999	78-84	5.08	10	34	8	1436.2	1580	883	811	212	76	578	1077	50
2000	79-83	5.03	9	35	7	1437.2	1562	861	804	244	60	526	1026	50
2001	82-80	4.32	11	41	9	1464.1	1489	767	703	195	74	470	1094	98
2002	84-78	4.66	8	42	6	1437.2	1457	813	745	187	53	522	1142	47
2003	76-86	5.21	5	41	5	1431.2	1580	894	829	190	90	546	1081	55
2004	94-67	4.09	4	41	12	1431.2	1438	719	651	145	71	513	1083	44
2005	82-80	4.42	8	48	14	1446.2	1480	775	711	136	89	486	955	42
2006	75-87	4.89	7	42	6	1423.1	1591	809	773	199	63	514	906	38
2007	79-83	4.39	6	48	4	1444.0	1434	753	704	165	47	533	1044	52
2008	76-86	4.15	7	37	12	1444.2	1453	714	664	126	59	521	938	45
2009	87-75	4.68	6	43	5	1456.1	1516	798	758	209	45	548	1028	54
2010	77-85	4.48	9	34	8	1443.1	1364	755	713	257	55	471	1164	50

Leading Opponents vs Blue Jays

	2010		Record	
Batting Aveage (30 AB's)	.541	Vladimir Guerrero, TEX	.541	Vladimir Guerrero, TEX-2010
Most at Bats	71	Adam Jones, BAL	89	Alfonso Soriano, NYY-2002
Most Runs	19	Derek Jeter, NYY	20	Alfonso Soriano, NYY-2002 Aubrey Huff, TB-2003
Most Hits	25	Evan Longoria, TB	31	Derek Jeter, NYY-2005
Most Doubles	8	Adrian Beltre, BOS Mark Teixeira, NYY	11	Mike Lowell, BOS-2006
Most Triples	3	Brett Gardner, NYY Austin Jackson, DET	3	13 players, last-2010
Most Home Runs	5	Carlos Pena, TB	9	Manny Ramirez, BOS-2001
Most Runs Batted In	18	Mark Teixeira, NYY	24	David Ortiz, BOS-2005
Most Times Striking Out	20	Carlos Pena, TB	31	Carlos Pena, TB-2008
Most Walks	12	Ben Zobrist, TB Mark Teixeira, NYY	19	Mickey Tettleton, DET-1992 Jason Giambi, NYY-2003 Alex Rodriguez, NYY-2005
Most Times Hit By Pitch	3	Travis Hafner, CLE Kevin Youkilis, BOS	6	Melvin Mora, BAL-2002
Most Stolen Bases	5	B.J. Upton, TB	13	Rickey Henderson, NYY-1988
Most Times Caught Stealing	3	Carl Crawford, TB	5	Mike Caruso, CWS-1999
Most Wins	4	David Price, TB	4	13 players tied at 4, last-2010
Most Losses	3	3 players tied at 3	4	4 players tied at 4
Most Appearances	11	Randy Choate, TB	20	Keith Atherton, OAK-MIN-1988
Most Complete Games	2	Ervin Santana, LAA	4	Mike Flanagan, BAL-1978 Mike Norris, OAK-1980
Most Saves	5	Jonathan Papelbon, BOS	6	4 players tied at 6
Most Innings Pitched	32.0	Jeff Niemann, TB	41.2	Pedro Martinez, BOS-2004
Most Hits Allowed	34	Brad Bergesen, BAL	43	Mike Flanagan, BAL-1978
Most Earned Runs Allowed	22	John Lackey, BOS	22	Tanyon Sturtze, TB-2002 Sergio Mitre, NYY-2009
Most Home Runs Allowed	8	James Shields, TB	8	Jason Johnson, BAL-2002 Josh Beckett, BOS-2006 James Shields, TB
Most Strikeouts	29	Deisuke Matsuzaka, BOS	46	Hideo Nomo, DET-2001
Most Base on Balls	12	John Lackey, BOS	20	Nolan Ryan, CAL-1977 Tanyon Sturtze, TB-2002

NO SWEEPS

The 1992 Toronto Blue Jays became only the sixth team in Major League history to complete a season without being swept in a series. Following is a list of the previous five teams:

1904 New York Giants
1905 Philadelphia Athletics
1910 Chicago Cubs
1921 Cleveland Indians
1943 St. Louis Cardinals

Following is a list of teams to accomplish this feat since 1992:

1993 San Diego Padres
1998 San Diego Padres
2002 Atlanta Braves
2004 Atlanta Braves

Low Hit Games vs Blue Jays

NO HIT GAMES

May 15/81 – Len Barker, Toronto 0 at Cleveland 3, Perfect Game
June 29/90 – Dave Stewart, Oakland 5 at Toronto 0
May 1/91 – Nolan Ryan, Toronto 0 at Texas 3

ONE HIT GAMES

Sept. 3/78 – Chris Knapp, California 3 at Toronto 1, Horton homer in 2nd
July 7/79 – Doc Medich (6.2 IP), Jim Kern (2.1 IP), Toronto 0 at Texas 2, Mayberry single in 2nd
Apr. 30/80 – Larry Gura, Kansas City 3 at Toronto 0, Garcia single in 6th
June 6/80 – Geoff Zahn, Toronto 0 at Minnesota 5, Mayberry single in 7th
Sept. 26/80 – Dennis Eckersley, Boston 3 at Toronto 1, Mayberry home run in 5th
May 27/83 – John Tudor, Boston 2 at Toronto 0, Collins single in 4th
Aug. 13/84 – Mike Boddicker, Baltimore 2 at Toronto 1, Mulliniks double in 3rd
Apr. 23/89 – Nolan Ryan, Texas 4 at Toronto 1, Liriano triple in 9th
Apr. 28/89 – Kirk McCaskill, Toronto 0 at California 9, Liriano double in 9th
Sept. 30/92 – Frank Viola, Boston 1 at Toronto 0, White single in 9th
July 28/97 – Steve Woodard (8.0 IP), Mike Fetters (1.0 IP), Toronto 0 at Milwaukee 1 (G1), Otis Nixon single in 1st
May 25/01 – Hideo Nomo, Toronto 0 at Boston 4, Shannon Stewart double in 4th
June 15/05 – Chris Carpenter, Toronto 0 vs St. Louis 7, Alex Rios single in 2nd

Cito Gaston — Former Manager, Cito Gaston, being recognized during "Thank You Cito Night" on Sept. 29, 2010 at Rogers Centre

AT ROGERS CENTRE—REGULAR SEASON

Abbott, K	2
Abreu, B	4
Aldrete, M	2
Alexander, M	1
Alfonzo, E	2
Alicea, L	1
Almonte, E	1
Alomar, R	3
Alomar, S	5
Amaro, R	2
Anderson, B	9
Anderson, G	6
Anderson, M	2
Anthony, E	2
Aubrey, M	1
Aurilia, R	1
Ausmus, B	1
Aybar, W	2
Baerga, C	5
Baines, H	8
Balboni, S	2
Baldelli, R	4
Barajas, E	1
Barfield, J	3
Barrett, M	1
Barton, D	1
Bass, K	1
Batista, T	5
Bay, J	4
Becker, R	1
Bell, D	2
Bell, J	2
Belle, A	14
Bellhorn, M	1
Belliard, R	1
Beltre, A	7
Beltran, C	2
Benitez, Y	1
Berroa, A	1
Berroa, G	4
Betancourt, R	1
Bichette, D	3
Bigbie, L	2
Blalock, H	1
Blake, C	2
Blanco, H	1
Blowers, M	1
Blum, G	1
Boggs, W	2
Bonds, B	1
Bonilla, B	2
Boone, A	1
Boone, B	3
Borchard, J	1
Bordick, M	1
Botts, J	1
Bradley, M	2
Bradley, P	2
Bragg, D	3
Braggs, G	1
Branyan, R	3
Brett, G	3
Briley, G	1
Brock, G	1
Brogna, R	1
Brosius, S	3
Brown, E	2
Buck, J	1
Buechele, S	3
Buford, D	2
Buhner, J	9
Burks, E	2
Burrell, P	3
Byrnes, E	2
Cabrera, A	1
Cabrera, Mel	1
Cabrera, M	4
Cabrera, O	3
Calderon, I	1
Cameron, M	5
Cano, R	5
Canseco, J	18
Cantu, J	1
Carter, J	2
Castillo, C	1
Castro, J	2
Catalanotto, F	2
Chavez, E	1
Cirillo, J	1
Clark, D	1
Clark, J	2
Clark, T	12
Clark, W	4
Codero, W	3
Cole, A	1
Conine, J	3
Conti, J	1
Coomer, R	4
Cora, J	2
Cordova, M	3
Cotto, H	3
Cox, S	2
Crede, J	1
Crisp, C	2
Crosby, B	5
Crawford, C	11
Cruz, D	1
Cruz Jr., J	1
Cruz, N	2
Cuddyer, M	2
Cummings, M	1
Curtis, C	5
Cust, J	1
Damon, J	11
Daubach, B	5
Davanon, J	1
Davis, C	7
Davis, Ch	1
Davis, G	3
Davis, R	2
Deer, R	7
Delluci, D	1
Dempsey, R	2
DeRosa, M	1
DeShields, D	1
Devereaux, M	2
Diaz, E	1
Disarcina, G	2
Donald, J	1
Donaldson, J	1
Drew, J	8
Dukes, E	1
Duncan, M	1
Durazo, E	1
Durham, R	4
Dye, J	6
Easley, D	1
Eckstein, D	2
Edmonds, J	1
Eisenreich, J	1
Ellisbury, J	1
Encarnacion, J	4
Erstad, D	8
Esasky, N	2
Espinoza, A	3
Ethier, A	2
Evans, Dw	3
Everett, C	6
Fasano, S	1
Feliz, P	1
Fick, R	2
Fielder, C	16
Finley, S	1
Flaherty, J	5
Fletcher, S	1
Floyd, C	1
Ford, L	1
Fox, E	1
Franco, J	4
Fryman, T	6
Fullmer, B	3
Gaetti, G	4
Gagne, G	6
Galarraga, A	1
Gallego, M	1
Gant, R	3
Garcia, K	3
Garciaparra, N	7
Garnder, B	1
Gates, B	1
Geren, B	1
Giambi, Jason	22
Giambi, Jeremy	1
Gibbons, J	8
Gibson, K	4
Gill, G	2
Giles, B	4
Gladden, D	1
Glanville, D	2
Glaus, T	3
Gomes, J	4
Gomez, J	1
Gomez, C	1
Gomez, L	3
Gonzalez, A	1
Gonzalez, J	16
Gonzalez, L	1
Goodwin, C	1
Goodwin, T	1
Gordon, A	2
Graffanino, T	1
Granderson, C	4
Grebeck, C	1
Green, S	1
Greene, T	2
Greenwell, M	7
Greer, R	4
Grieve, B	5
Griffey, K	15
Gross, G	1
Gruber, K	1
Guerrero, V	11
Guillen, C	2
Guiel, A	1
Guillen, J	4
Guillen, O	1
Gutierrez, F	2
Guzman, C	2
Hafner, T	6
Hairston, J	2
Hairiston, P	1
Hall, B	4
Hall, M	4
Hall, T	2
Halter, S	1
Hamelin, B	5
Hamilton, D	2
Hamilton, J	1
Hammonds, J	1
Hannahan, J	1
Harper, B	3
Harris, B	1
Harris, L	1
Harvey, K	1
Haselman, B	2
Hawpe, B	2
Heep, D	1
Henderson, D	3
Henderson, R	5
Hermida, J	1
Hernandez, K	1
Hernandez, R	2
Higginson, B	4
Hill, D	1
Hill, G	7
Hillenbrand, S	3
Hinch, AJ	1
Hinske, E	2
Hocking, D	1
Hoiles, C	2
Holliday, M	1
Hollins, Dam	3
Hollins, Dave	2
Horn, S	1
House, J	1
Houston, T	1
Howard, D	2
Howard, R	1
Howell, J	1
Hrbek, K	1
Hudson, O	1
Huff, A	15
Hunter, T	5
Huskey, B	2
Ibanez, R	2
Iguchi, T	1
Incaviglia, P	1
Inge, B	7
Jackson, B	1
Jackson, D	2
Jacobs, M	1
Jaha, J	5
James, C	2
Jefferson, R	3
Jenkins, G	1
Jeter, D	9
Jiminez, D	1
Johjima, K	1
Johnson, Ca	1
Johnson, D	2
Johnson, L	1
Johnson, N	2
Johnson, Re	1
Johnson, Ru	2
Jones, Ad	2
Jones, A	5
Jones, C	2
Jones, J	3
Jordan, B	1
Jose, F	2
Joyner, W	7
Justice, D	7
Kapler, G	2
Karkovice, R	5
Kelly, P	2
Kelly, R	2
Kendrick, H	1
Kennedy, A	1
Kent, J	1
Kielty, B	2
Kielty, R	1
King, J	2
Kinsler, I	3
Kirby, W	3
Kittle, R	3
Klesko, R	1
Knoblauch, C	3
Konerko, P	7
Koskie, C	1
Kotsay, M	2
Kubel, J	1
Lamb, M	2
Langerhans, R	1
Laird, G	2
Laker, T	1
LaPorta, M	1
Lawton, M	2
LeCroy, M	2
Lee, C	2
Lee, T	4
Lemon, C	3
Leonard, J	2
Lewis, D	1
Leyritz, J	4
Liefer, J	2
Listach, P	1
Long, T	4
Lopez, A	1
Lopez, F	1
Lopez, J	2
Lopez, Jo	5
Loretta, M	1
Lowell, M	7
Lowrie, J	3
Lugo, J	5
Lucy, D	1
Luna, H	1
Lyons, S	1
Maas, K	2
Mabry, J	2
Macfarlane, M	5
Macias, J	1
Mack, S	3
Mackowiak, R	2
Maldonado, C	2
Markakis, N	5
Marrero, E	2
Marte, A	1
Martin, A	1
Martin, N	1
Martin, R	1
Martinez, D	1
Martinez, E	12
Martinez, T	10
Martinez, V	4
Marzano, J	1
Matos, L	1
Matsui, H	7
Matthews, G	3
Mattingly, D	3
Mauer, J	1
Mayne, B	1
McDonald, D	1
McDonald, J	2
McEwing, J	1
McGriff, F	4
McGwire, M	9
McLemore, M	4
McMillon, B	1
McRae, B	5
McReynolds, K	1
Mellhuse, A	3
Melvin, B	1
Merced, O	1
Merloni, L	1
Meulens, H	1
Mientkiewicz, D	2
Mieske, M	3
Millar, K	5
Milledge, L	1
Miller, K	5
Milligan, R	2
Minor, D	3
Mirabelli, D	5
Mohr, D	1
Molina, B	1
Molina, Y	1
Molitor, P	5
Mondesi, R	1
Monroe, C	2
Mora, M	8
Morales, K	1
Morneau, J	6
Morris, H	1
Moseby, L	1
Mueller, B	1
Munson, E	1
Naehring, T	2
Napoli, M	2
Navarro, D	1
Neel, T	2
Neives, M	1
Nilsson, D	5
Nix, L	1
Nixon, T	8
Nokes, M	3
Nunally, J	2
O'Brien, P	3
Offerman, J	1
O'Leary, T	6
Olerud, J	3
Oliver, J	1
Olivo, M	1
O'Neill, P	4
Ordonez, M	7
Orsulak, J	1
Ortiz, D	24
Palmeiro, R	15
Palmer, D	8
Paquette, C	1
Parent, M	1
Parker, D	5
Parrish, L	2
Pasqua, D	2
Paul, J	1
Paulino, R	2
Payton, J	1
Pedroia, D	5
Pellow, K	1
Pena, C	11
Pena, T	2
Pena, W	1
Pendleton, T	1
Peralta, J	1
Perry, H	1
Phelps, K	1
Phillips, T	7
Piazza, M	2
Pierzynski, A.J.	1
Pirkl, G	1
Plantier, P	1
Polanco, P	1
Posada, J	14
Powell, A	1
Pratt, T	2
Pritchett, C	1
Puckett, K	3
Pujos, A	1
Quentin, C	2
Quintana, C	3
Raburn, R	2
Raines, T	3
Ramirez, A	3
Ramirez, Man	28
Ramirez, Max	1
Randa, J	5
Rasmus, C	1
Reed, J	1
Renteria, E	3
Reyes, J	1

Reynolds, H	1	Saunders, M	1	Span, D	1	Thames, M	3	Vaughn, G	8	Wigginton, T	3
Ready, R	1	Sax, S	1	Spencer, S	1	Thon, D	1	Vaughn, M	9	Wilkerson, B	3
Rios, A	1	Scott, L	5	Spiers, B	2	Thomas, F	12	Velandia, J	1	Williams, B	14
Ripken, B	1	Segui, D	2	Spiezio, S	3	Thome, J	11	Velarde, R	4	Williams, G	2
Ripken, C	10	Seitzer, K	1	Stairs, M	9	Thurman, G	1	Ventura, R	9	Williams, K	1
Rivera, J	2	Sexson, R	4	Stanley, M	9	Timmons, O	1	Vidro, J	6	Williams, M	3
Rivera, R	1	Shealy, R	1	Steinbach, T	3	Torrealba, Y	2	Vina, F	1	Wilson, D	4
Roberts, B	4	Sheets, L	1	Stewart, S	3	Trammell, A	3	Vitiello, J	1	Winfield, D	5
Roberts, D	1	Sheffield, G	6	Stevens, L	4	Trammell, B	1	Vizquel, O	6	Winn, R	4
Rodriguez, A	33	Shoppach, K	1	Strange, D	1	Treadway, J	1	Votto, J	1	Wooten, W	1
Rodriguez, I	9	Sierra, R	4	Surhoff, B	8	Tucker, M	2	Walbeck, M	2	Worthington, C	2
Rodriguez, L	1	Simmons, B	2	Sveum, D	1	Tuiasosopo, M	1	Walker, L	2	Wright, D	1
Rolen, S	1	Simon, R	1	Sweeney, M	9	Tulowitzki, T	2	Ward, G	2	Youkilis, K	6
Rolls, D	1	Singleton, C	2	Sweeney, R	1	Turner, C	1	Webster, M	2	Young, De	4
Ross, C	2	Sizemore, G	1	Swisher, N	7	Upton, B	4	Wedge, E	1	Young, Di	2
Rowand, A	1	Smith, D	1	Tartabull, D	6	Uribe, J	2	Werth, J	2	Young, E	1
Sabo, C	1	Smith, M	2	Tatis, F	1	Utley, C	1	Whitaker, L	3	Young, M	1
Saenz, O	1	Snow, J	1	Tavarez, J	1	Valbuena, L	1	White, D	1	Yount, R	3
Salas, M	1	Snyder, C	1	Teahen, M	3	Valentin, John	8	White, R	8	Zaun, G	1
Salmon, T	6	Soriano, A	10	Tejada, M	16	Valentin, Jose	11	Whiten, M	1	Zeile, T	2
Sanberg, J	2	Sorrento, P	10	Tettleton, M	4	Valle, D	1	Widger, C	1	Zimmerman, R	2
Sanchez, F	1	Sosa, S	3	Teixeira, M	9	Varitek, J	8	Wieters, M	3	Zobrist, B	2

AT ROGERS CENTRE — POST-SEASON

Baines, H	1	Dykstra, L	2	Johnson, L	1	Pagliarulo, M	1	Smith, L	1	Ventura, R	1
Burks, E	1	Eisenreich, J	1	Justice, D	1	Parker, D	1	Steinbach, T	1		
Canseco, J	1	Henderson, R	2	McGwire	1	Puckett, K	2	Thomas, F	1		

Opening Night, 2010 vs. the Chicago White Sox

RUNS

1. Rickey Henderson 164
2. Derek Jeter 162
3. Alex Rodriguez 142
4. Johnny Damon 139
5. Wade Boggs 132
6. Robin Yount 130
7. Manny Ramirez 128
8. Bernie Williams 127
9. Cal Ripken Jr. 118
10. George Brett 117

HITS

1. Derek Jeter 282
2. Robin Yount 263
3. Cal Ripken Jr. 247
4. Wade Boggs 235
5. Harold Baines 230
   Johnny Damon 230
7. Paul Molitor 228
8. Alex Rodriguez 217
9. Rafael Palmeiro 216
   Lou Whittaker 216

HOME RUNS

1. Manny Ramirez 54
2. Alex Rodriguez 52
3. Jose Canseco 41
4. Harold Baines 38
   Rafael Palmiero 38
6. David Ortiz 37
7. Jason Giambi 36
8. Ken Griffey Jr. 35
9. Jim Rice 34

RBI

1. Alex Rodriguez 162
2. Manny Ramirez 140
3. Harold Baines 131
4. Cal Ripken Jr. 129
   Robin Yount 129
6. David Ortiz 124
   Rafael Palmeiro 124
8. Bernie Williams 121
9. Jason Giambi 115
10. Jose Canseco 114

BASE ON BALLS

1. Rickey Henderson 149
2. Wade Boggs 131
3. Manny Ramirez 112
4. Frank Thomas 110
5. Tony Phillips 107
6. Jason Giambi 101
7. Jim Thome 98
8. Lou Whittaker 96
9. Willie Randolph 95
   Derek Jeter 95

EXTRA BASE HITS

1. Alex Rodriguez 95
2. George Brett 89
3. Manny Ramirez 85
   David Ortiz 85
5. Rafael Palmeiro 84
6. Robin Yount 81
7. Cal Ripken Jr. 79
8. Paul Molitor 77
9. Harold Baines 71
   Albert Belle 71
   Jorge Posada 71

STOLEN BASES

1. Rickey Henderson 110
2. Carl Crawford 53
3. Willie Wilson 48
4. Kenny Lofton 42
5. Paul Molitor 40
6. Johnny Damon 34
   Brian Roberts 34
8. Omar Vizquel 33
8. Brian Roberts 31
9. Chuck Knoblauch 29
   Derek Jeter 29

BATTING AVERAGE (min. 100 games)

1. Wally Joyner ..... .345
2. Robin Yount ..... .330
3. Wade Boggs ..... .327
4. Derek Jeter ..... .324
   Don Mattingly ..... .324
6. Ivan Rodriguez ..... .322
7. George Brett ..... .321
8. Carl Crawford ..... .317
9. Hideki Matsui ..... .316
10. Mike Greenwell ..... .313

ON BASE PERCENTAGE (min. 100 games)

1. Wade Boggs ..... .431
2. Wally Joyner ..... .417
3. Frank Thomas ..... .415
4. Rickey Henderson ..... .412
5. Mark McLemore ..... .406
6. George Brett ..... .402
7. Mickey Tettleton ..... .401
   Tim Salmon ..... .401
9. Derek Jeter ..... .399
10. Mo Vaughn ..... .397

SLUGGING PERCENTAGE (min. 100 games)

1. Ken Griffey Jr. ..... .600
2. Jose Canseco ..... .595
3. Albert Belle ..... .593
4. Alex Rodriguez ..... .570
5. Manny Ramirez ..... .563
6. George Brett ..... .551
7. Mo Vaughn ..... .548
8. David Ortiz ..... .536
9. Jim Rice ..... .533
10. Wally Joyner ..... .531

Buck Showalter

BALTIMORE ORIOLES

CLUB DIRECTORY

Oriole Park at Camden Yards
333 West Camden St.
Baltimore, MD 21201
2010 Record: 66-96 (5th in AL East)

Peter Angelos ..... Chairman of the Board/Chief Executive Officer
John P. Angelos ..... Executive Vice President
Andy MacPhail ..... President of Baseball Operations
Monica Barlow ..... Director of Public Relations
Kevin Buck ..... Coordinator, Team Travel
Buck Showalter ..... Manager

2010 RECAP

DATE	SITE	SCORE	WP	LP
4/9	BAL	7-6	Janssen	Gonzalez
4/10	BAL	3-0	Eveland	Hernandez
4/11	BAL	5-2	Janssen	Millwood
5/28	TOR	5-0	Marcum	Millwood
5/29	TOR	5-2	Cecil	Berken
5/30	TOR	6-1	Romero	Guthrie
7/16	BAL	4-2	Romero	Bergesen
7/17	BAL	3-2	Morrow	Berken
7/18	BAL	10-1	Marcum	Matusz
7/26	TOR	9-5	Morrow	Bergesen
7/27	TOR	8-2	Romero	Millwood
7/28	TOR	5-0	Mills	Guthrie
9/13	BAL	3-4	Hernandez	Tallet
9/14	BAL	3-11	Arrita	Hill
9/15	BAL	1-3	Bergesen	Drabek
9/24	TOR	6-4	Cecil	Tillman
9/25	TOR	5-4	Purcey	Hendrickson
9/26	TOR	5-2	Marcum	VandenHurk

2011 SCHEDULE

DATE	SITE	TIME
6/3	BAL	7:05
6/4	BAL	7:05
6/5	BAL	1:35
6/14	TOR	7:07
6/15	TOR	7:07
6/16	TOR	12:37
7/26	TOR	7:07
7/27	TOR	7:07
7/28	TOR	7:07
8/5	BAL	7:05
8/6	BAL	7:05
8/7	BAL	1:35
8/30	BAL	7:05
8/31	BAL	7:05
9/1	BAL	TBA
9/9	TOR	7:07
9/10	TOR	1:07
9/11	TOR	1:07

ALL-TIME SERIES RESULTS

	HOME W-L	AWAY W-L	TOTAL W-L
1977	2-5	3-5	5-10
1978	6-2	1-6	7-8
1979	2-4	0-7	2-11
1980	2-5	0-6	2-11
1981	1-2	1-3	2-5
1982	1-6	2-4	3-10
1983	4-2	2-5	6-7
1984	5-2	4-2	9-4
1985	4-1	4-3	8-4
1986	2-5	3-3	5-8
1987	6-0	6-1	12-1
1988	6-1	2-4	8-5
1989	3-3	3-4	6-7
1990	5-2	3-3	8-5
1991	3-3	5-2	8-5
1992	5-2	3-3	8-5
1993	4-2	4-3	8-5
1994	0-3	2-4	2-7
1995	2-4	4-3	6-7
1996	3-4	2-4	5-8
1997	2-4	4-2	6-6
1998	5-1	2-4	7-5
1999	6-0	5-1	11-1
2000	4-2	2-5	6-7
2001	6-4	6-3	12-7
2002	7-2	8-2	15-4
2003	6-4	5-4	11-8
2004	2-7	6-4	8-11
2005	4-6	6-3	10-9
2006	7-3	4-5	11-8
2007	6-3	4-5	10-8
2008	6-3	6-3	12-6
2009	8-1	1-8	9-9
2010	9-0	6-3	15-3
TOTAL	**144-98**	**119-127**	**263-225**

LAST SWEEP:	BY TORONTO:	At Toronto: Sept. 24, 2010 (3 games) At Baltimore: July 16-18, 2010 (3 games)
	BY BALTIMORE:	At Toronto: Apr. 22-24, 2005 (3 games) At Baltimore: Sept. 13-15, 2010 (3 games)
4-GAME SWEEPS:	BY TORONTO:	2 times, last on June 26-29, 1997 at Baltimore
	BY BALTIMORE:	June 29-July 1, 1979 at Baltimore
LONGEST WIN STREAK:	BY TORONTO:	13 games, Apr. 11, 1999-May 10, 2000
	BY BALTIMORE:	15 games, Sept. 8, 1978-Sept. 6, 1979
MOST RUNS, GAME:	BY TORONTO:	24 runs, 24-10, June 26, 1978 at Toronto
	BY BALTIMORE:	23 runs, 23-1, Sept. 28, 2000 at Baltimore
WIDEST MARGIN VICTORY:	BY TORONTO:	15 runs, 18-3, Sept. 14, 1987 at Toronto
	BY BALTIMORE:	22 runs, 23-1, Sept. 28, 2000 at Baltimore

Terry Francona

BOSTON RED SOX

CLUB DIRECTORY

Fenway Park
4 Yawkey Way
Boston, MA 02215
2010 Record: 89-73 (3rd in AL East)

John W. Henry ..... Principal Owner
Larry Lucchino ..... President/Chief Executive Officer
Theo Epstein ..... Executive Vice President and General Manager
Pam Ganley ..... Director Media Relations
Jack McCormick ..... Traveling Secretary
Terry Francona ..... Manager

2010 RECAP

DATE	SITE	SCORE	WP	LP
4/26	TOR	12-13	Schoneweis	Camp
4/27	TOR	1-2	Buchholz	Downs
4/28	TOR	0-2	Lester	Cecil
5/10	BOS	6-7	Lackey	Morrow
5/11	BOS	1-6	Matsuzaka	Eveland
5/12	BOS	3-2	Marcum	Wakefield
7/9	TOR	3-14	Lester	Romero
7/10	TOR	9-5	Camp	Lackey
7/11	TOR	2-3	Matsuzaka	Litsch
8/10	TOR	5-7	Doubront	Camp
8/11	TOR	1-10	Buchholz	Marcum
8/12	TOR	6-5	Gregg	Papelbon
8/20	BOS	16-2	Cecil	Lester
8/21	BOS	4-5	Papelbon	Janssen
8/22	BOS	0-5	Buchholz	Marcum
9/17	BOS	11-9	Cecil	Lackey
9/18	BOS	4-3	Romero	Beckett
9/19	BOS	0-6	Lester	Marcum

2011 SCHEDULE

DATE	SITE	TIME
4/15	BOS	7:10
4/16	BOS	TBA
4/17	BOS	1:35
4/18	BOS	TBA
5/10	TOR	7:07
5/11	TOR	7:07
6/10	TOR	7:07
6/11	TOR	1:07
6/12	TOR	1:07
7/4	BOS	TBA
7/5	BOS	7:10
7/6	BOS	7:10
9/5	TOR	1:07
9/6	TOR	7:07
9/7	TOR	7:07
9/8	TOR	7:07
9/13	BOS	7:10
9/14	BOS	1:35

ALL-TIME SERIES RESULTS

	HOME W-L	AWAY W-L	TOTAL W-L
1977	2-6	1-6	3-12
1978	2-5	2-6	4-11
1979	3-4	1-5	4-9
1980	1-5	5-2	6-7
1981	0-4	0-0	0-4
1982	3-3	3-4	6-7
1983	3-4	3-3	6-7
1984	4-2	4-3	8-5
1985	4-3	0-6	4-9
1986	3-3	3-4	6-7
1987	4-3	3-3	7-6
1988	4-2	7-0	11-2
1989	2-5	6-0	8-5
1990	2-4	1-6	3-10
1991	2-5	2-4	4-9
1992	3-3	3-4	6-7
1993	6-1	4-2	10-3
1994	0-3	3-4	3-7
1995	2-5	3-3	5-8
1996	3-3	2-5	5-8
1997	3-3	3-3	6-6
1998	4-2	3-3	7-5
1999	1-5	2-4	3-9
2000	4-2	4-2	8-4
2001	2-8	5-4	7-12
2002	3-6	3-7	6-13
2003	5-4	4-6	9-10
2004	4-6	1-8	5-14
2005	6-3	5-4	11-7
2006	7-3	5-4	12-7
2007	4-5	5-4	9-9
2008	5-4	4-5	9-9
2009	4-5	3-6	7-11
2010	2-7	4-5	6-12
TOTAL	**107-136**	**107-135**	**214-271**

LAST SWEEP:	BY TORONTO:	At Toronto: Apr. 4-6, 2008 (3 games) At Boston: Sept. 28-30, 2009 (3 games)
	BY BOSTON:	At Toronto: Apr. 26-28, 2010 (3 games) At Boston: Aug. 28-30, 2009 (3 games)
4-GAME SWEEPS:	BY TORONTO:	2 times, last on Sept. 3-6, 1998 at Toronto
	BY BOSTON:	6 times, last on July 1-4, 2002 (5 games) at Boston
LONGEST WIN STREAK:	BY TORONTO:	8 games; Aug. 11, 1987-June 11, 1988
	BY BOSTON:	11 games; Apr. 16-July 11, 2002
MOST RUNS, GAME:	BY TORONTO:	16 runs, 16-2, Aug. 20, 2010 at Boston
	BY BOSTON:	16 runs, 16-4, at Toronto, July 2, 2001
WIDEST MARGIN VICTORY:	BY TORONTO:	14 runs,16-2, Aug. 20, 2010 at Boston
	BY BOSTON:	12 runs, (twice) Last: 16-4, July 2, 2001 at Toronto

Ozzie Guillen

CHICAGO WHITE SOX

CLUB DIRECTORY

U.S. Cellular Field
333 W. 35th Street
Chicago, IL 60616
2010 Record: 88-74 (2nd in AL Central)

Jerry Reinsdorf ..... Chairman
Ken Williams ..... Senior Vice President/General Manager
Bob Beghtol ..... Director of Media Relations
Ed Cassin ..... Director, Team Travel
Ozzie Guillen ..... Manager

2010 RECAP

DATE	SITE	SCORE	WP	LP
4/12	TOR	7-8	Thornton	Accardo
4/13	TOR	4-2	Romero	Floyd
4/14	TOR	1-11	Danks	Morrow
4/15	TOR	7-3	Eveland	Garcia
5/6	CWS	2-0	Eveland	Danks
5/7	CWS	7-4	Downs	Putz
5/8	CWS	3-7	Peavy	Cecil
5/9	CWS	9-7	Frasor	Jenks

2011 SCHEDULE

DATE	SITE	TIME
5/26	TOR	7:07
5/27	TOR	7:07
5/28	TOR	1:07
5/29	TOR	1:07
9/26	CWS	8:10
9/27	CWS	8:10
9/28	CWS	2:10

ALL-TIME SERIES RESULTS

	HOME W-L	AWAY W-L	TOTAL W-L		HOME W-L	AWAY W-L	TOTAL W-L		HOME W-L	AWAY W-L	TOTAL W-L
1977	2-3	1-5	3-8	1989	5-1	6-0	11-1	2001	2-1	1-2	3-3
1978	4-1	2-3	6-4	1990	5-1	2-4	7-5	2002	1-2	1-2	2-4
1979	1-5	4-2	5-7	1991	3-3	2-4	5-7	2003	2-4	1-2	3-6
1980	5-1	2-4	7-5	1992	5-1	2-4	7-5	2004	3-0	1-3	4-3
1981	2-4	3-3	5-7	1993	3-3	3-3	6-6	2005	0-3	2-1	2-4
1982	2-4	2-4	4-8	1994	2-1	1-1	3-2	2006	3-3	1-2	4-5
1983	2-4	5-1	7-5	1995	4-1	1-5	5-6	2007	3-1	1-2	4-3
1984	4-2	4-2	8-4	1996	2-4	3-3	5-7	2008	4-0	3-1	7-1
1985	5-1	4-2	9-3	1997	3-2	3-3	6-5	2009	4-0	2-1	6-1
1986	4-2	2-4	6-6	1998	4-1	2-3	6-4	2010	2-2	3-1	5-3
1987	3-3	5-1	8-4	1999	1-5	3-1	4-6	**TOTAL**	**100-74**	**83-86**	**183-160**
1988	4-2	1-5	5-7	2000	1-3	4-2	5-5				

LAST SWEEP:	BY TORONTO:	At Toronto: May 15-18, 2009 (4 games) At Chicago: Aug. 22-24, 1996 (3 games)
	BY CHICAGO:	At Toronto: May 6-8, 2005 (3 games) At Chicago: Sept. 1-3, 1995 (3 games)
4-GAME SWEEPS:	BY TORONTO:	2 times, last on May 15-18, 2009 at Toronto
	BY CHICAGO:	None
LONGEST WIN STREAK:	BY TORONTO:	7 games, 2 times, last July 29 - Sept. 9, 2008
	BY CHICAGO:	6 games, July 14, 1977-April 21, 1978
MOST RUNS, GAME:	BY TORONTO:	15 runs, 15-7, July 19, 1993 at Chicago
	BY CHICAGO:	16 runs, 16-7, July 11, 1982 at Toronto
WIDEST MARGIN VICTORY:	BY TORONTO:	14 runs, 14-0, Apr. 24, 2009 at Chicago
	BY CHICAGO:	11 runs, 13-2, Aug. 23, 1981 at Toronto

Manny Acta

CLEVELAND INDIANS

CLUB DIRECTORY

Progressive Field
2401 Ontario Street
Cleveland, OH 44115
2010 Record: 69-93 (4th in AL Central)

Lawrence J. Dolan ..... Owner
Paul J. Dolan ..... Chairman/Chief Executive Officer
Mark Shapiro ..... President
Chris Antonetti ..... Executive Vice President, General Manager
Bart Swain ..... Director, Media Relations
Mike Seghi ..... Director, Team Travel
Manny Acta ..... Manager

2010 RECAP

DATE	SITE	SCORE	WP	LP
5/3	CLE	5-1	Cecil	Talbot
5/4	CLE	8-5	Romero	Lewis
5/5	CLE	5-4	Frasor	Perez
6/28	CLE	1-2	Westbrook	Romero
6/29	CLE	4-5	Carmona	Morrow
6/30	CLE	1-3	Laffey	Litsch
7/1	CLE	1-6	Masterson	Marcum
7/30	TOR	8-1	Marcum	Masterson
7/31	TOR	1-2	Lewis	Tallet
8/1	TOR	4-5	Gomez	Litsch

2011 SCHEDULE

DATE	SITE	TIME
5/30	TOR	7:07
5/31	TOR	7:07
6/1	TOR	7:07
7/7	CLE	7:05
7/8	CLE	7:05
7/9	CLE	7:05
7/10	CLE	1:05

ALL-TIME SERIES RESULTS

	HOME W-L	AWAY W-L	TOTAL W-L		HOME W-L	AWAY W-L	TOTAL W-L		HOME W-L	AWAY W-L	TOTAL W-L
1977	1-5	4-4	5-9	1989	5-1	3-4	8-5	2001	3-1	1-1	4-2
1978	2-6	2-4	4-10	1990	4-3	5-1	9-4	2002	0-3	3-0	3-3
1979	4-2	1-6	5-8	1991	6-0	6-1	12-1	2003	2-1	2-1	4-2
1980	4-3	1-5	5-8	1992	4-3	3-3	7-6	2004	2-2	0-3	2-5
1981	1-1	1-3	2-4	1993	4-2	5-2	9-4	2005	1-2	1-2	2-4
1982	3-4	3-3	6-7	1994	4-3	0-3	4-6	2006	2-1	0-3	2-4
1983	4-2	5-2	9-4	1995	2-4	1-6	3-10	2007	2-1	0-3	2-4
1984	5-2	2-4	7-6	1996	2-4	3-3	5-7	2008	0-3	1-3	1-6
1985	4-2	5-2	9-4	1997	3-2	2-4	5-6	2009	2-3	2-1	4-4
1986	5-2	5-1	10-3	1998	2-4	2-3	4-7	2010	1-2	3-4	4-6
1987	4-2	4-3	8-5	1999	2-4	5-1	7-5	**TOTAL**	**98-85**	**84-98**	**182-183**
1988	5-2	2-4	7-6	2000	3-3	1-5	4-8				

LAST SWEEP:	BY TORONTO:	At Toronto: June 21-24, 1991 (4 games) At Cleveland: May 3-5, 2010 (3 games)
	BY CLEVELAND:	At Toronto: Aug. 8-10, 2008 (3 games) At Cleveland: June 28-July 1, 2010 (4 games)
4-GAME SWEEPS:	BY TORONTO:	4 times, last on Sept. 5-8, 1991 at Cleveland
	BY CLEVELAND:	4 times, last on June 28-July 1 at Cleveland
LONGEST WIN STREAK:	BY TORONTO:	13 games, June 12, 1991-Apr. 21, 1992
	BY CLEVELAND:	7 games, 2 times, last on Aug. 4, 2004-May 14, 2005
MOST RUNS, GAME:	BY TORONTO:	15 runs (twice) Last: 15-1, Sept. 7, 1998 at Toronto
	BY CLEVELAND:	18 runs, 18-4, Sept. 24, 1999 at Toronto
WIDEST MARGIN VICTORY:	BY TORONTO:	14 runs, 15-1, Sept. 7, 1998 at Toronto
	BY CLEVELAND:	15 runs, 16-1, Aug. 15, 1984 (1) at Cleveland.



Jim Leyland

DETROIT TIGERS

CLUB DIRECTORY

Comerica Park
2100 Woodward Avenue
Detroit, MI 48201
2010 Record: 81-81 (3rd in AL Central)

Michael Ilitch ..... Owner / Director
David Dombrowski ..... President/CEO/General Manager
Brian Britten ..... Director Baseball Media Relations
Tyson Steele ..... Traveling Secretary
Jim Leyland ..... Manager

2010 RECAP

DATE	SITE	SCORE	WP	LP
7/22	DET	2-5	Verlander	Romero
7/24	DET	3-2	Marcum	Porcello
	DET	5-3	Downs	Valverde
7/25	DET	5-6	Coke	Frasor
8/26	TOR	1-7	Scherzer	Romero
8/27	TOR	3-2	Camp	Coke
8/28	TOR	5-4	Morrow	Figaro
8/29	TOR	4-10	Porcello	Rzepczynski

2011 SCHEDULE

DATE	SITE	TIME
5/6	TOR	7:07
5/7	TOR	1:07
5/8	TOR	1:07
5/9	TOR	7:07
5/16	DET	7:05
5/17	DET	7:05

ALL-TIME SERIES RESULTS

	HOME W-L	AWAY W-L	TOTAL W-L		HOME W-L	AWAY W-L	TOTAL W-L		HOME W-L	AWAY W-L	TOTAL W-L
1977	5-3	0-7	5-10	1989	6-1	5-1	11-2	2001	2-1	2-1	4-2
1978	2-5	4-4	6-9	1990	4-2	4-3	8-5	2002	3-0	3-0	6-0
1979	1-6	3-3	4-9	1991	5-2	3-3	8-5	2003	3-0	4-2	7-2
1980	1-5	3-4	4-9	1992	4-2	4-3	8-5	2004	0-3	2-1	2-4
1981	1-3	3-3	4-6	1993	4-3	3-3	7-6	2005	3-1	0-3	3-4
1982	4-2	3-4	7-6	1994	3-3	1-2	4-5	2006	1-2	2-1	3-3
1983	4-3	3-3	7-6	1995	3-4	3-3	6-7	2007	2-2	1-2	3-4
1984	2-4	3-4	5-8	1996	3-3	4-3	7-6	2008	2-2	3-1	5-3
1985	5-2	2-4	7-6	1997	4-2	2-4	6-6	2009	3-1	2-2	5-3
1986	4-2	5-2	9-4	1998	4-1	2-4	6-5	2010	2-2	2-2	4-4
1987	4-3	2-4	6-7	1999	5-1	5-1	10-2	**TOTAL**	**108-79**	**96-92**	**204-171**
1988	4-2	4-3	8-5	2000	5-1	4-2	9-3				

LAST SWEEP:	BY TORONTO:	At Toronto: Sept. 5-7, 2003 (3 games) At Detroit: Sept. 16-18, 2003 (3 games)
	BY DETROIT:	At Toronto: Apr. 5-7, 2004 (3 games) At Detroit: Aug. 19-21, 2005 (3 games)
4-GAME SWEEPS:	BY TORONTO:	None
	BY DETROIT:	May 28-31, 1979 at Toronto
LONGEST WIN STREAK:	BY TORONTO:	9 games, June 11, 1989-Sept. 25, 1989
	BY DETROIT:	6 games, Sept. 24-Apr. 11, 1981
MOST RUNS, GAME:	BY TORONTO:	15 runs, (twice) Last: 15-0, July 6, 1996 at Detroit
	BY DETROIT:	17 runs, 17-6, Aug. 21, 2005 at Detroit
WIDEST MARGIN VICTORY:	BY TORONTO:	15 runs, 15-0, July 6, 1996 at Detroit
	BY DETROIT:	13 runs, 16-3, June 13, 2000 at Detroit

Ned Yost

KANSAS CITY ROYALS

CLUB DIRECTORY

Kauffman Stadium
One Royal Way
Kansas City, MO 64129
2010 Record: 67-95 (5th in AL Central)

David Glass ..... Owner/Chief Executive Officer
Dan Glass ..... President
Dayton Moore ..... Senior Vice President & General Manager, Baseball Operations
David Holtzman ..... Director, Media Relations
Jeff Davenport ..... Senior Director, Team Travel/Clubhouse Operations
Ned Yost ..... Manager

2010 RECAP

DATE	SITE	SCORE	WP	LP
4/19	TOR	8-1	Morrow	Bannister
4/20	TOR	4-3	Camp	Davies
4/21	TOR	3-4	Tejada	Downs
7/19	KC	4-5	Farnsworth	Gregg
7/20	KC	13-1	Litsch	Lerew
7/21	KC	2-5	Greinke	Rzepczynski

2011 SCHEDULE

DATE	SITE	TIME
6/6	KC	8:10
6/7	KC	8:10
6/8	KC	8:10
6/9	KC	4:10
8/23	TOR	7:07
8/24	TOR	7:07
8/25	TOR	7:07

ALL-TIME SERIES RESULTS

	HOME W-L	AWAY W-L	TOTAL W-L
1977	1-4	1-4	2-8
1978	2-3	3-2	5-5
1979	3-3	0-6	3-9
1980	2-4	1-5	3-9
1981	1-4	2-1	3-5
1982	5-1	3-3	8-4
1983	3-3	3-3	6-6
1984	5-1	2-4	7-5
1985	2-4	3-3	5-7
1986	3-3	4-2	7-5
1987	4-2	0-6	4-8
1988	4-2	4-2	8-4
1989	3-3	2-4	5-7
1990	3-3	4-2	7-5
1991	3-3	4-2	7-5
1992	4-2	3-3	7-5
1993	3-3	1-5	4-8
1994	3-3	3-3	6-6
1995	3-3	2-4	5-7
1996	3-3	5-2	8-5
1997	2-3	4-2	6-5
1998	2-4	3-2	5-6
1999	3-1	4-2	7-3
2000	4-2	2-2	6-4
2001	2-2	1-2	3-4
2002	1-2	3-1	4-3
2003	2-1	3-0	5-1
2004	2-1	1-2	3-3
2005	5-1	1-2	6-3
2006	2-1	2-2	4-3
2007	2-1	2-2	4-3
2008	4-0	1-2	5-2
2009	2-1	1-3	3-4
2010	2-1	1-2	3-3
TOTAL	**95-78**	**79-92**	**174-170**

LAST SWEEP:	BY TORONTO:	At Toronto: May 23-26, 2008 (4 games) At Kansas City: May 16-18, 2003 (3 games)
	BY KANSAS CITY:	At Toronto: Have not swept a series of 3 games or more At Kansas City: July 2-4, 1993 (3 games)
4-GAME SWEEPS:	BY TORONTO:	May 23-26, 2008 at Toronto
	BY KANSAS CITY:	2 times, last on July 23-25, 1984 at Kansas City
LONGEST WIN STREAK:	BY TORONTO:	5 games, 4 times, Last: Apr. 27-May 26, 2008
	BY KANSAS CITY:	7 games, 2 times, Last: Aug. 10, 1980-Aug. 17, 1981
MOST RUNS, GAME:	BY TORONTO:	18 runs, 18-1, May 16, 2003 at Kansas City
	BY KANSAS CITY:	16 runs, 16-12, Aug. 12, 1979 at Toronto
WIDEST MARGIN VICTORY:	BY TORONTO:	17 runs, 18-1, May 16, 2003 at Kansas City
	BY KANSAS CITY:	10 runs, 3 times, last 13-3, July 7, 2006 at Kansas City

Mike Scioscia

LOS ANGELES ANGELS OF ANAHEIM

CLUB DIRECTORY

Angel Stadium of Anaheim
2000 Gene Autry Way
Anaheim, CA 92806
2010 Record: 80-82 (3rd in AL West)

Arturo "Arte" Moreno ..... Owner
John Carpino ..... President
Tony Reagins ..... General Manager
Tim Mead ..... Vice President, Communications
Tom Taylor ..... Traveling Secretary/Media Representative
Mike Scioscia ..... Manager

2010 RECAP

DATE	SITE	SCORE	WP	LP
4/16	TOR	5-7	Weaver	Marcum
4/17	TOR	3-6	Saunders	Tallet
4/18	TOR	1-3	Santana	Romero
5/24	LAA	6-0	Cecil	Saunders
5/25	LAA	3-8	Santana	Romero
5/26	LAA	5-6	Fuentes	Downs
8/13	LAA	3-0	Rzepczynski	Kazmir
8/14	LAA	2-7	Santana	Cecil
8/15	LAA	4-1	Romero	Haren

2011 SCHEDULE

DATE	SITE	TIME
4/8	LAA	10:05
4/9	LAA	9:05
4/10	LAA	3:35
8/12	TOR	7:07
8/13	TOR	1:07
8/14	TOR	1:07
9/19	TOR	7:07
9/20	TOR	7:07
9/21	TOR	7:07
9/22	TOR	7:07

ALL-TIME SERIES RESULTS

	HOME W-L	AWAY W-L	TOTAL W-L
1977	1-4	3-2	4-6
1978	2-3	1-4	3-7
1979	3-3	2-4	5-7
1980	4-2	5-1	9-3
1981	3-3	3-3	6-6
1982	3-3	1-5	4-8
1983	4-2	4-2	8-4
1984	2-4	3-3	5-7
1985	5-1	2-4	7-5
1986	2-4	4-2	6-6
1987	5-1	2-4	7-5
1988	2-4	4-2	6-6
1989	2-4	3-3	5-7
1990	4-2	1-5	5-7
1991	3-3	3-3	6-6
1992	5-1	2-4	7-5
1993	5-1	3-3	8-4
1994	2-1	2-2	4-3
1995	1-5	1-3	2-8
1996	4-2	1-5	5-7
1997	3-2	2-4	5-6
1998	4-2	3-2	7-4
1999	6-0	3-3	9-3
2000	4-2	3-3	7-5
2001	2-1	2-4	4-5
2002	2-4	0-3	2-7
2003	3-0	4-2	7-2
2004	3-3	2-1	5-4
2005	3-0	2-1	5-1
2006	3-1	3-3	6-4
2007	2-1	2-2	4-3
2008	1-2	2-4	3-6
2009	3-3	1-1	4-4
2010	0-3	3-3	3-6
TOTAL	**101-77**	**80-99**	**181-176**

LAST SWEEP:
BY TORONTO: At Toronto: July 26-28, 2005 (3 games)
At Anaheim: Apr. 26-28, 2002 (3 games)
BY ANAHEIM: At Toronto: July 9-11, 2004 (3 games)
At Anaheim: Apr. 26-28, 2002 (3 games)

4-GAME SWEEPS:
BY TORONTO: 2 times, last on July 3-6, 1992 at Toronto
BY ANAHEIM: None

LONGEST WIN STREAK:
BY TORONTO: 7 games, Sept. 8, 1997-August 13, 1998
BY ANAHEIM: 7 games, (twice) Last: July 20, 1988-May 6, 1989

MOST RUNS, GAME:
BY TORONTO: 13 runs, 5 times, Last: 13-1, May 6, 2009 at Los Angeles
BY ANAHEIM: 24 runs, 24-2, Aug. 25, 1979 at Toronto

WIDEST MARGIN VICTORY:
BY TORONTO: 12 runs, 2 times, Last: 13-1, May 6, 2009 at Los Angeles
BY ANAHEIM: 22 runs, 24-2, Aug. 25, 1979 at Toronto



Ron Gardenhire

MINNESOTA TWINS

CLUB DIRECTORY

Target Field
1 Twins Way
Minneapolis, MN 55415
2010 Record: 94-68 (1st in AL Central)

Jim Pohlad ..... Chief Executive Officer
Jerry Bell ..... President, Twins Sports, Inc
Dave St. Peter ..... President, Minnesota Twins
Bill Smith ..... Senior Vice President, General Manager
Mike Herman ..... Director, Baseball Communications
Remzi Kiratli ..... Director of Team Travel
Ron Gardenhire ..... Manager

2010 RECAP

DATE	SITE	SCORE	WP	LP
5/17	TOR	3-8	Slowey	Eveland
5/18	TOR	11-2	Marcum	Pavano
7/6	TOR	6-7	Mijares	Frasor
7/7	TOR	6-5	Downs	Guerrier
7/8	TOR	8-1	Cecil	Baker
9/30	MIN	13-2	Janssen	Liriano
10/1	MIN	6-3	Romero	Crain
10/2	MIN	4-5	Capps	Gregg
10/3	MIN	2-1	Rzepczynski	Blackburn

2011 SCHEDULE

DATE	SITE	TIME
4/1	TOR	7:07
4/2	TOR	1:07
4/3	TOR	1:07
5/13	MIN	8:10
5/14	MIN	7:10
5/15	MIN	2:10

ALL-TIME SERIES RESULTS

	HOME W-L	AWAY W-L	TOTAL W-L		HOME W-L	AWAY W-L	TOTAL W-L		HOME W-L	AWAY W-L	TOTAL W-L
1977	1-4	0-5	1-9	1989	3-3	0-6	3-9	2001	2-1	3-1	5-2
1978	2-3	2-3	4-6	1990	3-3	6-0	9-3	2002	1-3	0-3	1-6
1979	1-5	0-6	1-11	1991	4-2	4-2	8-4	2003	0-3	3-0	3-3
1980	2-4	3-3	5-7	1992	4-2	3-3	7-5	2004	1-2	1-2	2-4
1981	1-2	0-3	1-5	1993	5-1	5-1	10-2	2005	1-2	1-2	2-4
1982	4-2	3-3	7-5	1994	5-1	3-3	8-4	2006	2-1	3-1	5-2
1983	4-2	3-3	7-5	1995	2-1	2-0	4-1	2007	3-0	3-4	6-4
1984	6-0	5-1	11-1	1996	3-4	2-4	5-8	2008	3-0	3-0	6-0
1985	5-1	3-3	8-4	1997	4-1	4-2	8-3	2009	2-2	3-1	5-3
1986	5-1	3-3	8-4	1998	4-1	3-3	7-4	2010	3-2	3-1	6-3
1987	5-1	4-2	9-3	1999	3-1	3-3	6-4	**TOTAL**	**100-67**	**87-83**	**187-150**
1988	3-3	2-4	5-7	2000	3-3	1-2	4-5				

LAST SWEEP:	BY TORONTO:	At Toronto: Spet. 2-4, 2008 (3 games) At Minnesota: My 13-15, 2008 (3 games)
	BY MINNESOTA:	At Toronto: Apr. 11-13, 2003 (3 games) At Minnesota: July 26-28, 2002 (3 games)
4-GAME SWEEPS:	BY TORONTO:	None
	BY MINNESOTA:	July 21-23, 1979 at Minnesota
LONGEST WIN STREAK:	BY TORONTO:	10 games, Aug. 24, 1986-July 16, 1987 10 games, July 23, 2007-Apr. 13, 2009
	BY MINNESOTA:	8 games, July 15, 1979-June 8, 1980
MOST RUNS, GAME:	BY TORONTO:	16 runs, (twice) Last: 16-5, Sept. 4, 1992 at Toronto
	BY MINNESOTA:	16 runs, 16-8, May 8, 1979 at Minnesota
WIDEST MARGIN VICTORY:	BY TORONTO:	12 runs, 2 times, last 13-1, July 25, 2007 at Toronto
	BY MINNESOTA:	12 runs (twice) Last: 13-1, May 14, 1989 at Minnesota



Joe Girardi

NEW YORK YANKEES

CLUB DIRECTORY

Yankee Stadium
Bronx, NY 10451
2010 Record: 95-67 (2nd in AL East)

George M. Steinbrenner III (1930-2010) ..... Principal Owner/Chairperson
Hal Steinbrenner ..... Managing General Partner/Co-Chairperson
Randy Levine ..... President
Brian Cashman ..... Senior Vice President, General Manager
Jason Zillo ..... Director, Media Relations
Ben Tuliebitz ..... Traveling Secretary
Joe Girardi ..... Manager

2010 RECAP

DATE	SITE	SCORE	WP	LP
6/4	TOR	6-1	Cecil	Burnett
6/5	TOR	3-2	Janssen	Gaudin
6/6	TOR	3-4	Vazquez	Downs
7/2	NYY	6-1	Frasor	Robertson
7/3	NYY	3-11	Pettitte	Romero
7/4	NYY	6-7	Robertson	Purcey
8/2	NYY	8-6	Morrow	Burnett
8/3	NYY	8-2	Romero	Moseley
8/4	NYY	1-5	Hughes	Marcum
8/23	TOR	3-2	Downs	Robertson
8/24	TOR	5-11	Moseley	Rzepczynski
8/25	TOR	6-3	Cecil	Hughes
9/3	NYY	3-7	Wood	Morrow
9/4	NYY	5-7	Chamberlain	Frasor
9/5	NYY	7-3	Cecil	Hughes
9/27	TOR	7-5	Rzepczynski	Burnett
9/28	TOR	1-6	Sabathia	Drabek
9/29	TOR	8-4	Cecil	Vazquez

2011 SCHEDULE

DATE	SITE	TIME
4/19	TOR	7:07
4/20	TOR	1:07
4/29	NYY	7:05
4/30	NYY	1:05
5/1	NYY	1:05
5/23	NYY	7:05
5/24	NYY	7:05
5/25	NYY	TBA
7/14	TOR	7:07
7/15	TOR	7:07
7/16	TOR	1:07
7/17	TOR	1:07
9/2	NYY	7:05
9/3	NYY	1:05
9/4	NYY	1:05
9/16	TOR	7:07
9/17	TOR	1:07
9/18	TOR	1:07

ALL-TIME SERIES RESULTS

	HOME W-L	AWAY W-L	TOTAL W-L
1977	2-5	4-4	6-9
1978	3-5	1-6	4-11
1979	2-4	2-5	4-9
1980	2-5	1-5	3-10
1981	1-1	2-1	3-2
1982	5-2	2-4	7-6
1983	4-2	2-5	6-7
1984	4-3	1-5	5-8
1985	2-4	5-2	7-6
1986	2-5	4-2	6-7
1987	2-4	5-2	7-6
1988	2-5	5-1	7-6
1989	2-4	4-3	6-7
1990	5-2	3-3	8-5
1991	3-3	4-3	7-6
1992	6-1	5-1	11-2
1993	4-2	4-3	8-5
1994	3-1	1-2	4-3
1995	1-5	0-7	1-12
1996	2-5	3-3	5-8
1997	2-4	3-3	5-7
1998	2-4	4-2	6-6
1999	1-5	1-5	2-10
2000	5-1	2-4	7-5
2001	3-6	5-5	8-11
2002	6-4	3-6	9-10
2003	3-6	6-4	9-10
2004	4-6	3-6	7-12
2005	2-6	4-6	6-12
2006	5-4	3-6	8-10
2007	4-5	4-5	8-10
2008	5-4	4-5	9-9
2009	3-6	3-6	6-12
2010	6-3	4-5	10-8
TOTAL	**108-132**	**107-135**	**215-267**

LAST SWEEP:
BY TORONTO: At Toronto: July 31, Sept. 19-21, 2000 (3 games)
At New York: May 22-25, 2003 (4 games)
BY NEW YORK: At Toronto: Mar. 31-Apr. 2, 2003 (3 games)
At New York: Aug. 1-3, 2006 (3 games)

4-GAME SWEEPS:
BY TORONTO: May 22-25, 2003 at New York
BY NEW YORK: Sept. 18-21, 1995 at New York

LONGEST WIN STREAK:
BY TORONTO: 10 games, Apr. 14-Sept. 25, 1992
BY NEW YORK: 13 games, May 10, 1995-June 4, 1996

MOST RUNS, GAME:
BY TORONTO: 19 runs, 19-3, Sept. 10, 1977 at New York
BY NEW YORK: 18 runs, 18-6, Aug. 28, 2004 at Toronto

WIDEST MARGIN VICTORY:
BY TORONTO: 16 runs, 19-3, Sept. 10, 1977 at New York
BY NEW YORK: 15 runs, 15-0, Sept. 27, 1977 at Toronto, (1st game)

Bob Geren

OAKLAND ATHLETICS

CLUB DIRECTORY

Alameda County Coliseum
7000 Coliseum Way
Oakland, CA 94621
2010 Record: 81-81 (2nd in AL West)

Lew Wolff ..... Owner
Michael Crowley ..... President
Billy Beane ..... Vice President and General Manager
Bob Rose ..... Director, Public Relations
Mickey Morabito ..... Director of Team Travel
Bob Geren ..... Manager

2010 RECAP

DATE	SITE	SCORE	WP	LP
4/29	TOR	6-3	Romero	Duchscherer
4/30	TOR	10-2	Morrow	Cahill
5/1	TOR	3-4	Gonzalez	Eveland
5/2	TOR	9-3	Marcum	Sheets
8/16	OAK	3-1	Marcum	Anderson
8/17	OAK	2-6	Braden	Tallet
8/18	OAK	4-5	Ziegler	Janssen

2011 SCHEDULE

DATE	SITE	TIME
4/5	TOR	7:07
4/6	TOR	7:07
4/7	TOR	12:37
8/9	TOR	7:07
8/10	TOR	7:07
8/11	TOR	12:37
8/18	OAK	10:07
8/19	OAK	10:07
8/20	OAK	9:07
8/21	OAK	4:07

ALL-TIME SERIES RESULTS

	HOME W-L	AWAY W-L	TOTAL W-L		HOME W-L	AWAY W-L	TOTAL W-L		HOME W-L	AWAY W-L	TOTAL W-L
1977	0-5	3-2	3-7	1989	3-3	2-4	5-7	2001	2-4	1-2	3-6
1978	4-2	0-5	4-7	1990	1-5	4-2	5-7	2002	3-0	3-3	6-3
1979	4-2	4-2	8-4	1991	3-3	3-3	6-6	2003	1-3	1-2	2-5
1980	2-4	2-4	4-8	1992	3-3	3-3	6-6	2004	1-2	2-4	3-6
1981	2-4	0-6	2-10	1993	2-4	5-1	7-5	2005	2-1	3-4	5-5
1982	3-3	6-0	9-3	1994	0-3	1-2	1-5	2006	3-3	1-3	4-6
1983	4-2	2-4	6-6	1995	4-1	3-2	7-3	2007	0-3	4-2	4-5
1984	4-2	4-2	8-4	1996	3-3	5-1	8-4	2008	4-3	2-1	6-4
1985	3-3	4-2	7-5	1997	4-2	1-4	5-6	2009	2-1	4-2	6-3
1986	3-3	1-5	4-8	1998	3-2	3-3	6-5	2010	3-1	1-2	4-3
1987	2-4	3-3	5-7	1999	0-6	2-2	2-8	**TOTAL**	**79-99**	**88-94**	**167-193**
1988	0-6	3-3	3-9	2000	1-3	2-4	3-7				

LAST SWEEP:
BY TORONTO: At Toronto: Aug. 4-7, 2008 (4 games)
At Oakland: Aug. 29-31, 1993 (3 games)
BY OAKLAND: At Toronto: Apr. 8-10, 2008 (3 games)
At Oakland: July 31-Aug. 2, 2000 (3 games)

4-GAME SWEEPS:
BY TORONTO: Aug. 4-7, 2008 at Toronto
BY OAKLAND: May 22-24, 1981 at Oakland

LONGEST WIN STREAK:
BY TORONTO: 8 games, June 18-Sept. 15, 1982
BY OAKLAND: 9 games, July 22, 1980-May 24, 1981

MOST RUNS, GAME:
BY TORONTO: 18 runs, 18-11, July 29, 1995, at Toronto
BY OAKLAND: 17 runs, 17-2, Aug. 24, 2003 at Toronto

WIDEST MARGIN VICTORY:
BY TORONTO: 12 runs, 12-0, May 29, 2008 at Oakland
BY OAKLAND: 15 runs, 17-2, Aug. 24, 2003 at Toronto



Eric Wedge

SEATTLE MARINERS

CLUB DIRECTORY

Safeco Field
1250 First Ave. South
Seattle, WA 98134
2010 Record: 61-101 (4th in AL West)

Howard Lincoln ..... Chairman & Chief Executive Officer
Chuck Armstrong ..... President & Chief Operating Officer
Jack Zduriencik ..... Executive Vice President and GM, Baseball Operations
Tim Hevly ..... Director, Baseball Information
Ron Spellecy ..... Director, Team Travel
Eric Wedge ..... Manager

2010 RECAP

DATE	SITE	SCORE	WP	LP
5/19	SEA	3-2	Cecil	Fister
5/20	SEA	3-4	Kelley	Gregg
9/21	TOR	5-3	Rzepczynski	French
9/22	TOR	3-6	Pauley	Drabek
9/23	TOR	1-0	Hill	Hernandez

2011 SCHEDULE

DATE	SITE	TIME
4/11	SEA	10:10
4/12	SEA	10:10
4/13	SEA	3:40
7/19	TOR	7:07
7/20	TOR	7:07
7/21	TOR	12:37
8/15	SEA	10:10
8/16	SEA	10:10
8/17	SEA	10:10

ALL-TIME SERIES RESULTS

	HOME W-L	AWAY W-L	TOTAL W-L		HOME W-L	AWAY W-L	TOTAL W-L		HOME W-L	AWAY W-L	TOTAL W-L
1977	2-3	4-1	6-4	1989	4-2	3-3	7-5	2001	0-3	3-3	3-6
1978	1-4	1-4	2-8	1990	2-4	4-2	6-6	2002	2-4	1-2	3-6
1979	3-3	1-5	4-8	1991	3-3	4-2	7-5	2003	2-1	2-2	4-3
1980	4-2	2-4	6-6	1992	3-3	5-1	8-4	2004	5-1	2-1	7-2
1981	2-1	1-2	3-3	1993	3-3	2-4	5-7	2005	5-2	1-2	6-4
1982	3-3	2-4	5-7	1994	3-0	2-1	5-1	2006	2-1	3-3	5-4
1983	3-3	5-1	8-4	1995	1-2	3-1	4-3	2007	5-1	0-3	5-4
1984	3-3	4-2	7-5	1996	2-4	5-1	7-5	2008	3-3	1-2	4-5
1985	6-0	4-2	10-2	1997	2-3	1-5	3-8	2009	3-1	1-2	4-3
1986	3-3	3-3	6-6	1998	3-2	4-2	7-4	2010	2-1	1-1	3-2
1987	5-1	5-1	10-2	1999	0-3	2-4	2-7	**TOTAL**	**95-80**	**86-82**	**181-162**
1988	4-2	3-3	7-5	2000	1-5	1-3	2-8				

LAST SWEEP:	BY TORONTO:	At Toronto: Aug. 31-Sept. 2, 2007 (3 games) At Seattle: July 5-7, 1991 (3 games)
	BY SEATTLE:	At Toronto: May 11-13, 2001 (3 games) At Seattle: June 29-July 1, 2007 (3 games)
4-GAME SWEEPS:	BY TORONTO:	None
	BY SEATTLE:	None
LONGEST WIN STREAK:	BY TORONTO:	9 games, May 10-July 24, 1985
	BY SEATTLE:	8 games, Aug. 16, 1999-Apr. 16, 2000
MOST RUNS, GAME:	BY TORONTO:	19 runs, 19-7, June 26, 1983 at Seattle
	BY SEATTLE:	19 runs, 19-7, Apr. 16, 2000 at Toronto
WIDEST MARGIN VICTORY:	BY TORONTO:	14 runs, 16-2, Aug. 19, 1998 at Seattle
	BY SEATTLE:	13 runs, 15-2, May 16, 2002 at Toronto



Joe Maddon

TAMPA BAY RAYS

CLUB DIRECTORY

Tropicana Field
One Tropicana Drive
St. Petersburg, FL 33705
2010 Record: 96-66 (1st in AL East)

Stuart Sternberg ..... Principal Owner
Matt Silverman ..... President
Andrew Friedman ..... Executive Vice President of Baseball Operations
Rick Vaughn ..... Vice President, Communications
Jeff Ziegler ..... Director, Team Travel
Joe Maddon ..... Manager

2010 RECAP

DATE	SITE	SCORE	WP	LP
4/23	TB	6-5	Cecil	Garza
4/24	TB	3-9	Wheeler	Downs
4/25	TB	0-6	Price	Morrow
5/31	TOR	3-2	Morrow	Garza
6/1	TOR	6-7	Balfour	Gregg
6/2	TOR	3-7	Price	Marcum
6/3	TOR	0-9	Niemann	Tallet
6/9	TB	1-10	Price	Marcum
6/10	TB	3-2	Cecil	Davis
8/6	TOR	2-1	Cecil	Garza
8/7	TOR	17-11	Tallet	Shields
8/8	TOR	1-0	Morrow	Sonnanstine
8/30	TB	2-6	Davis	Cecil
8/31	TB	13-5	Romero	Niemann
9/1	TB	1-2	Price	Camp
9/10	TOR	8-9	Benoit	Gregg
9/11	TOR	1-13	Davis	Romero
9/12	TOR	5-4	Gregg	Soriano

2011 SCHEDULE

DATE	SITE	TIME
4/22	TOR	7:07
4/23	TOR	1:07
4/24	TOR	1:07
5/3	TB	6:40
5/4	TB	6:40
5/5	TB	1:10
5/18	TOR	7:07
5/19	TOR	7:07
8/2	TB	7:10
8/3	TB	7:10
8/4	TB	12:10
8/26	TOR	7:07
8/27	TOR	1:07
8/28	TOR	1:07
8/29	TOR	7:07
9/23	TB	7:10
9/24	TB	TBA
9/25	TB	1:40

ALL-TIME SERIES RESULTS

	HOME W-L	AWAY W-L	TOTAL W-L
1998	6-0	1-5	7-5
1999	5-2	3-3	8-5
2000	3-3	4-2	7-5
2001	5-4	5-5	10-9
2002	7-3	4-5	11-8
2003	4-6	4-5	8-11
2004	6-3	3-6	9-9
2005	5-5	6-3	11-8
2006	6-3	6-3	12-6
2007	5-4	4-5	9-9
2008	5-4	2-7	7-11
2009	3-6	1-8	4-14
2010	5-4	3-6	8-10
TOTAL	**65-47**	**46-63**	**101-110**

LAST SWEEP:
BY TORONTO: At Toronto: Aug. 6-8, 2010 (3 games)
At Tampa Bay: Sept. 18-20, 2009 (3 games)
BY TAMPA BAY: At Toronto: July 29-31, 2003 (3 games)
At Tampa Bay: Sept. 18-20, 2009 (3 games)

4-GAME SWEEPS:
BY TORONTO: None
BY TAMPA BAY: None

LONGEST WIN STREAK:
BY TORONTO: 5 games, July 1-30, 2004
BY TAMPA BAY: 6 games, May 15-Aug. 5, 2003

MOST RUNS, GAME:
BY TORONTO: 20 runs, 20-11, June 25, 2002 at Tampa Bay
BY TAMPA BAY: 19 runs, 19-13, June 24, 2004 at Toronto

WIDEST MARGIN VICTORY:
BY TORONTO: 14 runs, 14-0, July 1, 2004 at Tampa Bay
BY TAMPA BAY: 12 runs, 13-1, Sept. 11, 2010 vs. Tampa Bay



Ron Washington

TEXAS RANGERS

CLUB DIRECTORY

Rangers Ballpark
1000 Ballpark Way
Arlington, TX 76011
2010 Record: 90-72 (1st in AL West)

Chuck Greenberg.....Managing Partner & Chief Executive Officer
Nolan Ryan.....President
Jon Daniels.....General Manager
Rich Rice.....Senior Director, Baseball Media Relations
Chris Lyngos.....Director of Travel
Ron Washington.....Manager

2010 RECAP

DATE	SITE	SCORE	WP	LP
4/5	TEX	4-5	Francisco	Frasor
4/7	TEX	7-4	Tallet	Nippert
4/8	TEX	3-1	Janssen	Francisco
5/14	TOR	16-10	Roenicke	Mathis
5/15	TOR	6-0	Romero	Feldman
5/16	TOR	5-2	Morrow	Lewis
5/17	TOR	7-2	Romero	Hunter

2011 SCHEDULE

DATE	SITE	TIME
4/25	TEX	8:05
4/26	TEX	8:05
4/27	TEX	8:05
4/28	TEX	2:05
7/22	TEX	8:05
7/23	TEX	8:05
7/24	TEX	8:05
7/29	TOR	7:07
7/30	TOR	1:07
7/31	TOR	1:07

ALL-TIME SERIES RESULTS

	HOME W-L	AWAY W-L	TOTAL W-L		HOME W-L	AWAY W-L	TOTAL W-L		HOME W-L	AWAY W-L	TOTAL W-L
1977	2-4	2-3	4-7	1989	4-2	3-3	7-5	2001	4-2	2-1	6-3
1978	4-1	3-3	7-4	1990	4-2	1-5	5-7	2002	0-3	1-5	1-8
1979	3-3	2-4	5-7	1991	4-2	2-4	6-6	2003	2-4	2-1	4-5
1980	3-3	2-4	5-7	1992	4-2	5-1	9-3	2004	2-1	0-6	2-7
1981	0-2	2-4	2-6	1993	2-4	3-3	5-7	2005	1-2	2-5	3-7
1982	6-0	2-4	8-4	1994	6-0	2-4	8-4	2006	1-2	1-2	2-4
1983	5-1	3-3	8-4	1995	2-4	1-5	3-9	2007	5-2	0-3	5-5
1984	3-3	3-3	6-6	1996	1-5	1-5	2-10	2008	0-2	4-2	4-4
1985	4-2	5-1	9-3	1997	4-2	3-2	7-4	2009	2-1	3-4	5-5
1986	4-2	3-3	7-5	1998	3-3	1-4	4-7	2010	5-2	2-1	7-3
1987	6-0	3-3	9-3	1999	1-5	3-1	4-6	**TOTAL**	**104-76**	**77-109**	**181-185**
1988	4-2	2-4	6-6	2000	3-1	3-3	6-4				

LAST SWEEP:	BY TORONTO:	At Toronto: May 14-16, 2010 (3 games) At Texas: Apr. 11-13, 2008 (3 games)
	BY TEXAS:	At Toronto: Apr. 30-May 2, 2002 (3 games) At Texas: May 4-6, 2007 (3 games)
4-GAME SWEEPS:	BY TORONTO:	3 times, last on July 21-24, 1994 at Toronto
	BY TEXAS:	July 8-11, 1993 at Toronto
LONGEST WIN STREAK:	BY TORONTO:	9 games, Aug. 10, 1986-May 9, 1987
	BY TEXAS:	10 games, Apr. 24, 2002-Apr. 30, 2003
MOST RUNS, GAME:	BY TORONTO:	19 runs, 19-4, Aug. 9, 1999 at Texas
	BY TEXAS:	16 runs, 2 times, last 16-11, Apr. 29, 2003 at Toronto
WIDEST MARGIN VICTORY:	BY TORONTO:	15 runs, 19-4, Aug. 9, 1999 at Texas
	BY TEXAS:	14 runs, 14-0, July 26, 1977 at Toronto



Fredi Gonzalez

ATLANTA BRAVES

CLUB DIRECTORY

Turner Field
755 Hank Aaron Dr.
Atlanta, GA 30315
2010 Record: 91-71 (2nd in NL East)

Terence McGuirk ..... Chairman & Chief Executive Officer
John Schuerholz ..... President
Frank Wren ..... Executive Vice President & General Manager
Brad Hainje ..... Director, Media Relations
Bill Acree ..... Director, Team Travel/Equipment Manager
Fredi Gonzalez ..... Manager

2011 SCHEDULE

DATE	SITE	TIME
6/20	ATL	7:10
6/21	ATL	7:10
6/22	ATL	1:05

ALL-TIME SERIES RESULTS

	HOME W-L	AWAY W-L	TOTAL W-L		HOME W-L	AWAY W-L	TOTAL W-L
1997	1-2	0-0	1-2	2006	0-0	3-0	3-0
1998	0-0	1-2	1-2	2008	2-1	0-0	2-1
1999	3-0	0-0	3-0	2009	0-0	0-3	0-3
2000	0-0	2-1	2-1	**TOTAL**	**8-4**	**6-6**	**14-10**
2001	2-1	0-0	2-1				

Dusty Baker

CINCINNATI REDS

CLUB DIRECTORY

Great American Ball Park
100 Joe Nuxhall Way
Cincinnati, OH 45202-4109
2010 Record: 91-71 (1st in NL Central)

Bob Castellini ..... President & Chief Executive Officer
W. Joseph Williams Jr. ..... Chairman
Walt Jocketty ..... Executive Vice President & General Manager
Rob Butcher ..... Director, Media Relations
Gary Wahoff ..... Traveling Secretary
Dusty Baker ..... Manager

2011 SCHEDULE

DATE	SITE	TIME
6/17	CIN	7:10
6/18	CIN	7:10
6/19	CIN	1:10

ALL-TIME SERIES RESULTS

	HOME W-L	AWAY W-L	TOTAL W-L
2003	0-0	2-1	2-1
2008	2-1	0-0	2-1
2009	2-1	0-0	2-1
TOTAL	**4-2**	**2-1**	**6-3**

Brad Mills

HOUSTON ASTROS

CLUB DIRECTORY

Minute Maid Park
501 Crawford, Suite 4200
Houston, TX 77002
(713) 259-8000
2010 Record: 76-86 (4th in NL Central)

Drayton McLane Jr. ..... Chairman & Chief Executive Officer
Tal Smith ..... President , Baseball Operations
Ed Wade ..... General Manager
Gene Dias ..... Director, Media Relations
Barry Waters ..... Director, Team Travel
Brad Mills ..... Manager

2011 SCHEDULE

DATE	SITE	TIME
5/20	TOR	7:07
5/21	TOR	1:07
5/22	TOR	1:07

ALL-TIME SERIES RESULTS

	HOME W-L	AWAY W-L	TOTAL W-L
2005	0-0	0-3	0-3
TOTAL	**0-0**	**0-3**	**0-3**

Charlie Manuel

PHILADELPHIA PHILLIES

CLUB DIRECTORY

Citizens Bank Park
One Citizens Bank Way
Philadelphia, PA 19148
(215) 463-6000
2010 Record: 97-65 (1st in NL East)

David Montgomery ..... General Partner, President and Chief Executive Officer
Ruben Amaro Jr. ..... Senior Vice President & General Manager
Greg Casterioto ..... Director, Baseball Communications
Frank Coppenbarger ..... Director, Team Travel and Clubhouse Services
Charlie Manuel ..... Manager

2011 SCHEDULE

DATE	SITE	TIME
7/1	TOR	1:07
7/2	TOR	1:07
7/3	TOR	1:07

ALL-TIME SERIES RESULTS

	HOME W-L	AWAY W-L	TOTAL W-L		HOME W-L	AWAY W-L	TOTAL W-L		HOME W-L	AWAY W-L	TOTAL W-L
1997	0-0	2-1	2-1	2001	0-0	2-1	2-1	2009	1-2	3-0	4-2
1998	1-2	0-0	1-2	2006	2-1	0-0	2-1	2010	0-0	1-2	1-2
1999	0-0	1-2	1-2	2007	0-0	1-2	1-2	**TOTAL**	**5-7**	**12-9**	**17-16**
2000	1-2	0-0	1-2	2008	0-0	2-1	2-1				



Clint Hurdle

PITTSBURGH PIRATES

CLUB DIRECTORY

PNC Park
115 Federal St.
Pittsburgh, PA 15212
2010 Record: 57-105 (5th in NL Central)

Bob Nutting ..... Chairman
Frank Coonelly ..... President
Neal Huntington ..... Senior Vice President & General Manager
Jim Trdinich ..... Director, Media Relations
Greg Johnson ..... Traveling Secretary
Clint Hurdle ..... Manager

2011 SCHEDULE

DATE	SITE	TIME
6/28	TOR	7:07
6/29	TOR	7:07
6/30	TOR	7:07

ALL-TIME SERIES RESULTS

	HOME W-L	AWAY W-L	TOTAL W-L
2003	3-0	0-0	3-0
2008	0-0	1-2	1-2
TOTAL	**3-0**	**1-2**	**4-2**



Tony LaRussa

ST. LOUIS CARDINALS

CLUB DIRECTORY

Busch Stadium
700 Clark St.
St. Louis, MO 63102
2010 Record: 86-76 (2nd in NL Central)

William O. DeWitt Jr ..... Chairman/General Partner
Bill DeWitt III ..... President
John Mozeliak ..... Vice President & General Manager
Brian Bartow ..... Director, Media Relations
C.J. Cherre ..... Traveling Secretary
Tony LaRussa ..... Manager

2011 SCHEDULE

DATE	SITE	TIME
6/24	STL	8:15
6/25	STL	7:15
6/26	STL	2:15

ALL-TIME SERIES RESULTS

	HOME W-L	AWAY W-L	TOTAL W-L
2003	0-0	0-3	0-3
2005	2-1	0-0	2-1
2010	1-2	0-0	1-2
TOTAL	**3-3**	**0-3**	**3-6**

CONSECUTIVE WINS AND LOSSES VS AMERICAN LEAGUE OPPONENTS

vs Baltimore		
Most Consecutive Home Wins:	14	June 13, 1998 - May 10, 2000
		Aug. 8, 2009-current
Most Consecutive Home Losses:	6	July 1, 1995 - July 2, 1996
Most Consecutive Road Wins:	6	Apr. 24, 2004 - Sept. 27, 2004
		Apr. 9-July 18, 2010
Most Consecutive Road Losses:	19	Sept. 15, 1978 - May 2, 1981
vs Boston		
Most Consecutive Home Wins:	6	Sept. 17, 2007-Apr. 6, 2008
Most Consecutive Home Losses:	12	May 20, 1980 - Apr. 25, 1982
Most Consecutive Road Wins:	15	Aug. 11, 1987 - Aug. 16, 1989
Most Consecutive Road Losses:	9	Apr. 10, 2004 - Apr. 18, 2005
vs Chicago		
Most Consecutive Home Wins:	10	June 2, 2007-May 18, 2009
Most Consecutive Home Losses:	7	June 3, 1999 - May 21, 2000
Most Consecutive Road Wins:	6	May 19, 1989 - Sept. 6, 1989
Most Consecutive Road Losses:	5	Sept. 1, 1995 - May 22, 1996
vs Cleveland		
Most Consecutive Home Wins:	8	Sept. 23, 1990 - Apr. 21, 1992
Most Consecutive Home Losses:	5	Oct. 7, 2001 - Sept. 26, 2003
Most Consecutive Road Wins:	7	June 12, 1991 - June 26, 1992
Most Consecutive Road Losses:	9	Aug. 28, 2006-May 12, 2008
vs Detroit		
Most Consecutive Home Wins:	8	Sept. 1, 2001 - Sept. 7, 2003
Most Consecutive Home Losses:	6	Aug. 1, 1978 - July 27, 1979
	6	Sept. 29, 1980 - Apr. 18, 1981
Most Consecutive Road Wins:	6	Aug. 17, 1991 - Aug. 6, 1992
Most Consecutive Road Losses:	8	June 14, 1977 - Apr. 7, 1978
vs Kansas City		
Most Consecutive Home Wins:	6	May 4, 2004 - Sept. 30, 2005
	6	Apr. 11, 2007 - June 5, 2009
Most Consecutive Home Losses:	4	3 times, last July 27, 1997 - Aug. 24, 1998
Most Consecutive Road Wins:	7	July 30, 2002 - May 10, 2004
Most Consecutive Road Losses:	8	Aug. 5 , 1978 - Aug. 1, 1979
vs Los Angeles Angels		
Most Consecutive Home Wins:	8	Aug. 16, 1998 - Apr. 17, 2000
Most Consecutive Home Losses:	5	Sept. 7, 1983 - July 2, 1984
Most Consecutive Road Wins:	3	7 times, last May 5, 1998 - Aug. 21, 1998
Most Consecutive Road Losses:	6	June 16, 1982 - June 10, 1983
	6	July 6, 1995 - June 15, 1996
vs Minnesota		
Most Consecutive Home Wins:	10	May 21, 1984 - Sept. 6, 1985
Most Consecutive Home Losses:	7	Apr. 5, 2002 - May 17, 2004
Most Consecutive Road Wins:	6	June 12, 1990 - Aug. 19, 1990
	6	June 15, 1993 - Apr. 29, 1994
Most Consecutive Road Losses:	9	May 7, 1979 - June 8, 1980
vs New York		
Most Consecutive Home Wins:	7	Apr. 14, 1992 - June 22, 1993
Most Consecutive Home Losses:	7	May 10, 1995 - June 11, 1996
Most Consecutive Road Wins:	6	Sept. 13, 1985 - June 29, 1986
Most Consecutive Road Losses:	9	June 21, 1979 - Sept. 17, 1980
vs Oakland		
Most Consecutive Home Wins:	4	6 times, last Apr. 18-30, 2010
Most Consecutive Home Losses:	7	3 times, last Aug. 23, 2006 - Apr. 10, 2008
Most Consecutive Road Wins:	6	May 29, 1993 - Apr. 11, 1994
	6	June 18, 1982 - Sept. 8, 1982
Most Consecutive Road Losses:	8	July 22, 1980 - Sept. 30, 1981
vs Seattle		
Most Consecutive Home Wins:	6	May 10, 1985 - July 24, 1985
Most Consecutive Home Losses:	7	Aug. 16, 1999 - Sept. 5, 2000
Most Consecutive Road Wins:	4	May 25, 1990 - July 16, 1990
	4	Sept. 18, 1991 - July 16, 1992
Most Consecutive Road Losses:	5	June 3, 1979 - Apr. 9, 1980
vs Tampa Bay		
Most Consecutive Home Wins:	7	May 19, 1998 - Apr. 12, 1999
Most Consecutive Home Losses:	5	May 15, 2003 - Sept. 22, 2003
Most Consecutive Road Wins:	4	June 28, 2005 - Sept. 10, 2005
	4	May 13, 2006 - June 3, 2006
Most Consecutive Road Losses:	7	Sept. 8, 2007-July 19, 2008
vs Texas		
Most Consecutive Home Wins:	9	Aug. 15, 1986 - July 8, 1987
Most Consecutive Home Losses:	8	Sept. 12, 1995 - Sept. 10, 1996
Most Consecutive Road Wins:	4	Aug. 8, 1984 - Apr. 28, 1985
	4	Aug. 26, 2000-May 19, 2001
Most Consecutive Road Losses:	6	July 16, 2004 - Sept. 12, 2004

Development and Scouting

Adeiny Hechavarria

MINOR LEAGUE PLAYER DEVELOPMENT & SCOUTING

PLAYER DEVELOPMENT

Director, Minor League Operations ..... Charlie Wilson
Minor League Field Coordinator ..... Doug Davis
Senior Advisor, Player Development ..... Mel Queen
Roving Hitting Coach ..... Anthony Iapoce
Roving Infield Coach ..... Mike Mordecai
Roving Outfield & Baserunning Coach ..... Rich Miller
Roving Pitching Coach ..... Dane Johnson
Rehab Pitching Coach ..... Rick Langford
Minor League Athletic Training Coordinator ..... Mike Frostad
Minor League Equipment Coordinator ..... Billy Wardlow
Minor League Strength and Conditioning Coordinator ..... Donovan Santas
Coordinator, Minor League Administration ..... Joanna Nelson
Assistant, Latin American Administration ..... Blake Bentley
Administrative Assistant ..... Kim Marsh

SCOUTING

Director, Amateur Scouting ..... Andrew Tinnish
Director, Professional Scouting ..... Perry Minasian
Special Assignment Scout ..... Jon Lalonde
Director, Latin American Operations ..... Marco Paddy
Assistant Director, Amateur Scouting ..... Ryan Mittleman
Coordinator, Professional Scouting ..... Harry Einbinder

MAJOR LEAGUE SCOUTS

Major League Scout ..... Jim Beattie
Major League Scout ..... Russ Bove
Major League Scout ..... Sal Butera
Major League Scout ..... Ed Lynch

PROFESSIONAL SCOUTING

Professional Crosschecker ..... Mike Mangan
Professional Crosschecker ..... Gary Rajsich
Senior Advisor/Professional Scout ..... Mel Didier
Professional Scout/Director, Canadian Baseball ..... Kevin Briand
Professional Scout ..... John Brickley
Professional Scout ..... Tom Clark
Professional Scout ..... Steve Connelly
Professional Scout ..... Kimball Crossley
Professional Scout ..... Bob Fontaine
Professional Scout ..... Bob Hamelin
Professional Scout ..... David May Jr.
Professional Scout ..... Wayne Morgan
Professional Scout ..... Brian Parker
Professional Scout ..... Marteese Robinson
Professional Scout ..... Jim Skaalen
Professional Scout/Performance Coach ..... Steve Springer
Professional Scout ..... Dale Sutherland
Professional Scout ..... Doug Witt
Professional Video Scout ..... Peter Holmes
Professional Video Scout ..... Calvin Minasian

AMATEUR CROSSCHECKERS

National Crosschecker ..... Dean Decillis
National Crosschecker ..... Marc Tramuta
Regional Crosschecker ..... Matt Briggs
Regional Crosschecker ..... Tom Burns
Regional Crosschecker ..... Dan Cholowsky
Regional Crosschecker ..... Steve Miller
Regional Crosschecker ..... Tim Rooney

AREA SCOUTS

Joey Aversa ..... Fountain Valley, CA
Darold Brown ..... Elk Grove, CA
Jon Bunnell ..... Overland Park, KS
Dan Cox ..... Santa Ana, CA
Blake Crosby ..... Gilbert, AZ
C.J. Ebarb ..... Friendswood, TX
Kevin Fox ..... La Mirada, CA
Ryan Fox ..... Yakima, WA
Bobby Gandolfo ..... Lansdale, PA
Joel Grampietro ..... Tampa, FL
John Hendricks ..... Mocksville, NC
Randy Kramer ..... Aptos, CA
Nick Manno ..... Brunswick, OH
Eric McQueen ..... Acworth, GA
Mike Medici ..... Naperville, IL
Nate Murrie ..... Bowling Green, KY
Matt O'Brien ..... Clermont, FL
Cliff Pastornicky ..... Birmingham, AL
Wes Penick ..... Clive, IA
Michael Pesce ..... New Hyde Park, NY
Jorge Rivera ..... Puerto Nuevo, PR
Rob St. Julien ..... Scott, LA
Darin Vaughan ..... Tulsa, OK
Michael Wagner ..... Addison, TX

SCOUTS – CANADA

Jamie Lehman ..... Brampton, ON
Don Cowan ..... Delta, BC
Jim Fanning ..... Ambassador, Amateur Baseball
Sean McCann ..... Ambassador, Amateur Baseball

SCOUTS – INTERNATIONAL

Miguel Bernard ..... San Pedro de Macoris, DR
Robinson Garces ..... Maracaibo, VZ
Pablo Leal ..... Maturin, VZ
Erick Medina ..... Cartagena, Columbia
Rafael Moncada ..... San Diego Valencia, VZ
Lorenzo Perez ..... Manoguayabo, DR
Hilario Soriano ..... Santo Domingo, DR
Domingo Toribio ..... San Pedro de Macoris, DR
Greg Wade ..... Queensland, Australia

VIDEO COORDINATORS

Brian Johnston ..... Los Angeles, CA
Matt Bishoff ..... Tampa, FL
Coulson Barbiche ..... Houston, TX

CHARLIE WILSON
Director, Minor League Operations

Born on November 6, 1972 in Toronto and raised in the city... Graduated from Trinity College School in Port Hope, Ontario in 1992… Was a member of the school's football, rugby and downhill skiing teams... Played amateur baseball in Toronto in the summers... Attended Bishops University in Lennoxville Quebec...First joined the organization working the summer seasons in the Public Relations Department between 1993-1996, while continuing his post-secondary studies at Bishops University... Shortly after his graduation from Bishops joined the Club's Baseball Operations Department as a Baseball Assistant, working specifically in player development and scouting... Promoted to the position of Scouting Coordinator in December 2000...Worked in that capacity until August 20, 2003 when he was elevated to the position of Manager, Minor League Operations… On October 9, 2009 was appointed to his current position, Director Minor League Operations... In his current role he oversees the day-to-day operations of the Blue Jays farm system… Resides in Mississauga, Ontario... Married with four children.

DOUG DAVIS
Minor League Field Coordinator

Has been with the Blue Jays since the 2006 season, managing New Hampshire (AA) and Syracuse (AAA) prior to serving as Minor League Catching Coordinator in 2009… Was promoted to his current position as Minor League Field Coordinator on October 9, 2009… Former catcher played professionally for 11 seasons between 1984 and 1994 in the minor league systems of California, Kansas City and Texas… Made it to the Major Leagues on two separate occasions, scoring one run in six games with the Angels in 1988 and collecting a hit in his only at bat with the Rangers in 1992… Has been coaching since 1995, serving as a minor league manager for eight seasons, posting a 515-484 record, winning a NYP League championship in 1997 with Pittsfield, and a 1998 SAL championship with Columbia.



MEL DIDIER
Senior Advisor, Player Development

A true lifer in the game Mel Didier is now entering his 57th season in a baseball scouting role… Didier spent the last seven seasons as the Senior Advisor to the General Manager in Texas. Over his 55 seasons Didier has spent time with many other Major League clubs. (Montreal 1969-75, Los Angeles Dodgers 1976, 1982-96, Seattle 1977-78, Cleveland 1979-80, 2002, Arizona 1997-2000 Baltimore 2001, and Texas 2003-2009)… As a player Didier only played two seasons in the minors in 1948 with the Stroudsburg Poconos of the North Atlantic League and in 1949 with the Thomasville Tigers of the Georgia-Florida League… Attended Louisiana State University playing football and baseball. Was elected to the Louisiana Sports Hall of Fame in 2003… His many years in baseball also had him write a book Podnuh "Let Me Tell You a Story" which has Didier discuss many of the "stories" he has encountered over his many years… Is also the father of former Major League catcher Bob Didier who had a six year career with Atlanta (1969-72), Detroit (1973), and Boston (1974).

MEL QUEEN
Senior Advisor, Player Development

Queen born in Johnson City, New York now resides in Morrow Bay, California and is now entering his 33rd season as a coach, manager or administrator and 22nd season as a member of the Blue Jays organization… Queen joined the Blue Jays organization in 1986 as a Minor League Pitching Instructor, and served as pitching coach for the Blue Jays from 1996-1999… Over that four year period the Blue Jays pitchers claimed three Cy Young Awards. Pat Hentgen '96, Roger Clemens ('97&'98) Queen even served as interim manager for the final five games of the 1997 season posting a 4-1 record… As a player Queen had a successful 13 year career spending the first six as a third baseman and outfielder spending a short time with Cincinnati… It wasn't until Queen made the switch to pitching in 1966 that his career as a Major Leaguer took off… That season Queen made five relief appearances for the Reds and then spent the next seven seasons with the Reds and the Angels having his best season in 1967 with the Reds going 14-8 with a 2.76 ERA in 195.2 innings… After his playing career Queen made his coaching debut for Cleveland as a coach with Waterloo (A) in the Midwest League.

ANDREW TINNISH
Director Amateur Scouting

Born April 28, 1976 in Hamilton, Ontario... Grew up in Nepean, Ontario where he played minor baseball for East Nepean... Played baseball for Niagara University (NCAA) in 1997... Graduated from Brock University with a Degree in Sports Management... Played for the Brock Badgers baseball club from 1995-1999... Was awarded the honour of Brock University Male Athlete of the Year for the 1999-2000 school year, as well as being named team MVP in the 1996, 1998 and 1999 seasons... Went on to pitch for the Quebec Capitales of the Northern League in the summer of 1999, appearing in 22 games, compiled a 3-1 record covering 38.2 innings... First joined the Blue Jays in April 2001 as an Intern in Baseball Operations... Moved into a full-time position in January 2002 as an Assistant in the Baseball Operations department... During July/August of 2002 acted as Hitting Coach for Team Canada at the FISU World University Games in Italy... Was named an Area Scout for the Blue Jays, covering North Florida and Alabama, before being promoted to Scouting Coordinator in August 2003... Elevated to the position of Assistant Scouting Director on September 2006, a role he performed until his promotion to his current position on October 9, 2009 where he oversees the direction of the Amateur Scouts in preparation for each season's Amateur draft.

PERRY MINASIAN
Director, Professional Scouting

In his third season in his current role after joining the organization as a Major League Scout on January 30, 2007… Was promoted to his current position on October 9, 2009… Will create the strategy and oversee the direction of all Professional Scouts in the organization… Brings 22 years of baseball experience to the organization, having served as a batboy for the Texas Rangers from 1988-96, then serving as a clubhouse attendant from 1997-2002, before moving into a scouting role in 2003 as a Staff Assistant… Prior to his arrival in Toronto spent two seasons as an Advance Major League Scout for the Rangers… Served as staff assistant to Buck Showalter and Major League coaching staff from 2003 - 2006… Perry comes from a deep rooted baseball family, with his father (Zack) having served over 30 years in professional baseball… Born in Chicago, Illinois and raised in Arlington, Texas… Studied Business at the University of Texas-Arlington… Married with one child.

MARCO PADDY
Director, Latin America Operations

A 43-year-old native of Panama, was originally selected by the Atlanta Braves as a catcher in the 1988 First Year Player Draft. He played one year of professional baseball before serving as an Assistant Coach and Recruiting Coordinator for his alma mater, Southern University in Baton Rouge, Louisiana. He was promoted to the position of Assistant Director of Player Development for the Atlanta Braves after spending nine years as an Area Scout, responsible for covering Georgia, Florida and his home country. In August of 2004, he was named Director of Latin American Operations for the Braves and fulfilled his duties until joining the Toronto Blue Jays organization in September of '06.

J.P. Arencibia receiving the R. Howard Webster Award in 2010 after hitting 32 home runs and drove in 85 runs with Las Vegas (AAA) last season

Major League Scouts

Sal Butera


Russ Bove


Jim Beattie

Ed Lynch

Pro Scouts

Mike Mangan
Professional Crosschecker

Gary Rajsich
Professional Crosschecker

Kevin Briand
Professional Crosschecker/ Director, Canadian Baseball

John Brickley
Professional Scout

Tom Clark
Professional Scout

Steve Connelly
Professional Scout

Kimball Crossley
Professional Scout


Bob Fontaine
Professional Scout

Bob Hamelin
Professional Scout

David May Jr.
Professional Scout


Wayne Morgan
Professional Scout

Brian Parker
Professional Scout

Marteese Robinson
Professional Scout


Jim Skaalen
Professional Scout

Steve Springer
Professional Scout

Dale Sutherland
Professional Scout

Doug Witt
Professional Scout

Dean Decillis
National Crosschecker

Marc Tramuta
National Crosschecker

Matt Briggs
Regional Crosschecker



Tom Burns
Regional Crosschecker

Dan Cholowsky
Regional Crosschecker

Steve Miller
Regional Crosschecker

Tim Rooney
Regional Crosschecker

The 2010 R. Howard Webster Award recipients

Joey Aversa
Fountain Valley, CA

Darold Brown
Elk Grove, CA

Jon Bunnell
Overland Park, KS

Dan Cox
Santa Ana, CA

Blake Crosby
Gilbert, AZ

C.J. Ebarb
Friendswood, TX

Kevin Fox
La Mirada, CA

Ryan Fox
Yakima, WA

Bobby Gandolfo
Lansdale, PA

Joel Grampietro
Tampa, FL

John Hendricks
Mocksville, NC

Randy Kramer
Aptos, CA

Nick Manno
Brunswick, OH

Eric McQueen
Acworth, GA

Mike Medici
Napierville, IL

Nate Murrie
Bowling Green, KY

Matt O'Brien
Clermont, FL

Cliff Pastornicky
Birmingham, AL

Wes Penick
Clive, IA

Michael Pesce
New Hyde Park, NY



Jorge Rivera
Puerto Nuevo, PR

Rob St. Julien
Lafayette, LA

Darin Vaughan
Tulsa, OK

Michael Wagner
Addison, TX

LAS VEGAS 51s
AAA-Pacific Coast

Cashman Field
850 Las Vegas Blvd., North
North, Las Vegas, NV 89101

Phone ..... (702) 386-7200
Fax ..... (702) 386-7214
Website www.lv51.com
Email ..... info@lv51.com
Owner ..... Stevens Baseball Group
Executive Director ..... Don Logan
General Manager and
Vice President, Marketing ..... Chuck Johnson
Special Assistant to the General Manager ..... Bob Blum
Vice President Operations & Security ..... Nick Fitzenreider
Vice President, Sales & Marketing ..... Mike Hollister
Vice President, Ticket Operations ..... Mike Rodriguez
Controller ..... Araxi Demirjian
Director, Broadcasting ..... Russ Langer
Director, Finance ..... Drew Dondero
Director, Group Ticket Sales ..... Melissa Harkavy
Director, Season Ticket Sales ..... Erik Eisenberg
Director, Media Relations ..... Jim Gemma
Manager, Baseball Administration ..... Denise Korach
Manager, Community Relations ..... Larry Brown
Manager, Corporate
Marketing ..... Justin Dunbar, Adam Eisenberg
Manager, Operations ..... Chip Vespe
Manager, Sponsorship Services ..... William Graham
Coordinator, Merchandise ..... Jason Weber
Administrative Assistants ..... Jan Dillard, Pat Dressel
Ticket Operations Assistant ..... Michelle Taggart
Manager ..... Marty Brown
Hitting Coach ..... Chad Mottola
Pitching Coach ..... Tom Signore
Trainer ..... Voon Chong
Stadium ..... Cashman Field
Capacity 9,334
Outfield Distances LF-328, CF-433, RF-328

NEW HAMPSHIRE FISHER CATS
AA – Eastern

Northeast Delta Dental Stadium
One Line Drive,
Manchester, NH 03101

Phone ..... (603) 641-2005
Fax ..... (603) 641-2055
Website ..... www.nhfishercats.com
Email ..... info@nhfishercats.com
Owner ..... Arthur P. Solomon
President and General Manager ..... Rick Brenner
Vice President ..... John Willi
Vice President, Business Operations ..... Matt Person
Vice President, Sales ..... Mike Ramshaw
Executive Director,
Marketing & Public Affairs ..... Danielle Matteau
Executive Director, Ticket Sales ..... Erik Lesniak
Corporate Controller ..... Cindy Garron
Director, Box Office Operations ..... Tim Hough
Director, Group Sales ..... Josh Hubbard
Director, Sales ..... Istvan Ats
Director, Stadium Operations ..... Matt Moore
Director, Ticket Sales ..... Joel Leroy
Assistant Director, Marketing & Sales ..... Liam Roberge
Manager, Media Relations ..... Matt Leite
Manager, Merchandise ..... Justin Stecz
Manager, Production ..... Jake Dodge
Ticket Sales Account Executive ..... Billy Reardon
Ticket Sales Account Executive ..... Mike Coziahr
Ticket Sales Account Executive ..... Gregg Tadgell
Box Office Assistant ..... Matt Generaly
Community Relations Assistant ..... Kim Elefante
Head Sports Turf Manager ..... Shaun Meredith
Assistant Sports Turf Manager ..... James Writer
Radio Broadcasters ..... Bob Lipman, Dick Lutsk
Manager ..... Sal Fasano
Hitting Coach ..... Justin Mashore
Pitching Coach ..... Pete Walker
Trainer ..... Bob Tarpey
Home Clubhouse Manager ..... Jose Ortiz
Visiting Clubhouse Manager ..... Evan Stokowski
Stadium ..... Northeast Delta Dental Stadium
Capacity 6,500
Outfield Distances LF-326, CF-400, RF-306

DUNEDIN BLUE JAYS
A Florida State (Advanced)

Florida Auto Exchange Stadium
373 Douglas Ave.,
Dunedin, FL 34698

Phone ..... (727) 733-9302
Fax ..... (727) 734-7661
Website ..... www.dunedinbluejays.com
Email ..... dunedin@bluejays.com
Director & General Manager,
Florida Operations ..... Shelby Nelson
Assistant General Manager ..... Janette Donoghue
Senior Consultant ..... Ken Carson
Office Manager ..... Karen Howell
Manager, Group Sales
and Community Relations ..... Kathi Wiegand
Supervisor, Ticket Operations ..... Garrett Konrad
Account Manager, Sales ..... Kevin Schildt
Communications Coordinator ..... Craig Durham
Community Relations Coordinator ..... Morgan Bell
Ticket Operations Coordinator ..... Jonathon Valdez
Administrative Assistant/ Receptionist ..... Michelle Smith
Clubhouse Manager ..... Jeff Pink
Clubhouse Assistant ..... Nate Barker
Head Superintendent ..... Patrick Skunda
Grounds Crew Supervisor ..... Matt Johnson
Manager ..... Clayton McCullough
Hitting Coach ..... Ralph Dickenson
Pitching Coach ..... Darold Knowles
Trainer ..... Dan McIntosh
Stadium ..... Florida Auto Exchange Stadium
Capacity 5,509
Outfield Distances LF-335, CF-400, RF-327

LANSING LUGNUTS (A)
A-Midwest

Oldsmobile Park
505 E. Michigan Avenue, Lansing, MI 48912

Phone ..... (517) 485-4500
Fax ..... (517) 485-4518
Website..... www.lansinglugnuts.com
Email ..... info@lansinglugnuts.com
Principal Owner/President ..... Tom Dickson
Co-Owner ..... Sherrie Myers
General Manager ..... Pat Day
Assistant General Manager.....Nick Grueser
Director, Business Operations ..... Heather Viele
Director, Food Services ..... Brett Telder
Director, Marketing..... Julia Janssen
Director, Sales.....Nick Brzezinski
Director, Stadium Operations..... Matt Anderson
Assistant Director, Food Services .....Mike Koski
Manager, Box Office ..... Brian Burita
Manager, Retail ..... Matt Hicks
Supervisor, Catering.....Andrew Creswell
Supervisor, Stadium Operations .....Dennis Busse
Assistant Manager, Business ..... Travis Pohl
Administrative Assistant .....Angela Sees
Marketing Assistant.....Lauren Truax
Corporate Account Executive .....Scott Tenney
Corporate Account Executive .....Kohl Tyrrell
Group Sales Representative .....Chris Arth
Group Sales Representative ..... Eric Beadle
Group Sales Representative ..... Adam Wood
Sponsorship Service Representative ... Michaela McAnany
Sponsorship Service Representative .....Mia Trimboli
Radio Broadcaster ..... Jesse Goldberg-Strassler
Manager .....Mike Redmond
Hitting Coach.....John Tamargo Jr.
Pitching Coach ..... Vince Horsman
Trainer ..... James Gardiner
Stadium .....Cooley Law School Stadium
Capacity 11,000
Outfield Distances LF-305, CF-412, RF-305

VANCOUVER CANADIANS
A- Northwest League (Short)

Scotiabank Field at Nat Bailey Stadium
4601 Ontario Street, Vancouver, BC V5V 3H4

Phone ..... (604) 872-5232
Fax..... (604) 872-1714
Website.....www.canadiansbaseball.com
Email.....staff@canadiansbaseball.com
Operated By.....Vancouver Professional Baseball LLP
Principal Owner & Managing General Partner.....Jake Kerr
Co-Owners & Partners.....Jeff Mooney & Andy Dunn
President .....Andy Dunn
General Manager .....Jason Takefman
Assistant General Manager,
Ballpark Operations..... JC Fraser
Assistant General Manager,
Broadcast & Media .....Rob Fai
Controller.....Cara Ferguson
Vice President, Sales & Marketing ..... Graham Wall
Director, Group Sales
& Community Relations..... Spiro Khouri
Director, Ticketing ..... Allan Bailey
Manager, Concessions .....Alex Kozak
Manager, Merchandise .....Cindy Panchuk
Manager, Sales & Marketing Services .....Cynthia Wildman
Coordinator, Sales & Community Relations ...Jeff Holloway
Coordinator, Sales & Game Day Operations .....Grace Kim
Head Groundskeeper..... Tom Archibald
Assistant Head Groundskeeper.....Trevor Sheffield
Ballpark Operations..... Teppei Fujino
Manager .....John Schneider
Hitting Coach..... Dave Pano
Pitching Coach .....Jim Czajkowski
Trainer .....Shawn McDermott
Stadium .....Scotiabank Field at Nat Bailey Stadium
Capacity 5,157
Outfield Distances LF-335, CF-385, RF-335

BLUEFIELD BLUE JAYS
Rookie Advanced – Appalachian League

Bowen Field
Stadium Drive, Bluefield, WV 24701-3325

Phone ..... (276) 326-1326
Fax ..... (276) 326-1318
Website.....TBD
Email ..... babybirds1@comcast.net
Operated By..... Bluefield Baseball Club Inc.
President and General Manager ..... George McGonagle
Manager ..... Dennis Holmberg
Hitting Coach ..... Kenny Graham
Pitching Coach ..... Antonio Caceres
Trainer .....TBD

GULF COAST BLUE JAYS
Rookie – Gulf Coast League
Toronto Blue Jays

Bobby Mattick Training Center at Englebert Complex
1700 Solon Avenue, Dunedin, FL 34698

Phone ..... (727) 734-8007
Fax ..... (727) 734-8162
Manager ..... Omar Malave
Hitting Coach..... Paul Elliott/Danny Solano
Pitching Coach .....John Wesley
Trainer ..... Jon Woodworth
Home Field ..... Bobby Mattick Training Center

DSL BLUE JAYS
Rookie – Dominican Summer League

Phone ..... (809) 307-1777
Administrator .....Sandra Ozuna
Dominican Field Coordinator..... César Germán
Manager ..... Miguel Bernard
Hitting Coach..... Luis Rodriguez
Pitching Coach .....Oswald Peraza
Coach ..... Oscar Martinez
Infield/Baserunning Instructor .....Guillermo Peralta
Trainer .....Ysidro Reyes
Strength and Conditioning Coach..... Edwin De La Rosa

IAPOCE, Anthony,

Roving Hitting Coach

HT: 5-10; **WT:** 170… **B/T:** R/L… **BORN:** August 23, 1973 in Astoria, New York.

PERSONAL BACKGROUND:

• Anthony Joseph Iapoce… Drafted in the 33rd round of the 1994 draft by the Milwaukee Brewers.

PLAYING CAREER:

• Played 11 seasons in the minor leagues in the Brewers and Marlins organization… Reached AAA on four occasions, batting a career .273… Hit a career high .314 for El Paso (AA) of the Texas League in 1998.

COACHING CAREER:

• Was named Hitting Coach for the Jupiter Hammerheads in the Florida Marlins organization, serving in that capacity for two seasons.

- Assumed the role of Minor League Roving Hitting Coach in 2010, his first with the Blue Jays organization... Returns for a second season in thsi capacity

PLAYING CAREER

Year Club & League	AVG	G	AB	R	H	2B	3B	HR	RBI	BB	SO	SB
Minor Totals	.273	845	3058	490	835	124	28	10	256	293	538	256

MANAGERIAL/COACHING CAREER

(Joined Blue Jays organization in 2005)

2008-09 Hitting Coach, Jupiter, Florida State League (Marlins)
2010- Minor League Roving Hitting Coach, (Blue Jays)

JOHNSON, Dane Edward

Roving Pitching Instructor



Pitcher… **HT:** 6-05; **WT:** 215… **B/T:** R-R… **BORN:** February 10, 1963, Coral Gables, FL.

PERSONAL BACKGROUND:

• Graduated from Southwest Miami (Fla.) H.S. in 1981 where he played basketball and ran track and cross country… Was sixth in the National Junior Olympic Decathlon… Attended Biscayne College in Miami where he played baseball and basketball… Was an All-Conference selection in basketball. Played two years in the Chinese Professional Baseball League 1990-91 and spent two seasons in Taipei, Taiwan… Returned to the United States as an assistant coach at Lamar University in 1992… Blue Jays' second round selection (No. 48 overall) in 1984 June draft.

PRO CAREER:

• Spent parts of three season in the majors, compiling a 6-2 record with a 4.70 ERA in 63 relief appearances for the White Sox, Blue Jays and Athletics... Made major league debut on May 30 at New York and earned his first major league victory June 8 vs. Toronto.

- Placed second in the American Association with 24 saves in 1994, and also posted 22 saves in 1996 for the Blue Jays AAA affiliate in Syracuse.
- Overall pitched in 13 seasons in the minor leagues, including six at the AAA level.

COACHING CAREER:

- Began his coaching career as the pitching coach for Medicine Hat (Rookie) of the Pioneer League in 2000... Then moved on to the role of pitching coach for Auburn of the New York-Penn League.
- Worked as the pitching instructor with the New Haven Ravens of the Eastern League. Under his direction, Dave Gassner and Cameron Reimers finished first and third respectively in the league in ERA.
- Was appointed to serve as a roving pitching instructor in the Blue Jays' minor league system… Credited with playing a key role in the development of Gustavo Chacin, who led all minor league pitchers with 19 wins, and his use of the cut fastball.
- Enters his eighth season as the Blue Jays roving minor league pitching instructor.

PLAYING RECORD

Year Club & League	W-L	ERA	G	IP	H	R	ER	BB	SO
Minor Totals	35-46	4.89	293	596	562	397	324	429	396
MAJOR TOTALS	6-2	4.70	63	67.0	70	40	35	47	57

MANAGERIAL/COACHING CAREER

(Joined Blue Jays organization in 2000)

2000 Pitching Coach, Medicine Hat, Pioneer League
2001-02 Pitching Coach, Auburn, New York-Penn League
2003 Pitching Coach, New Haven, Eastern League
2004- Roving Pitching Instructor (Blue Jays)

MILLER, Rich

Roving Hitting Coach



HT: 5-10; **WT:** 170… **B/T:** L/R… **BORN:** September 4, 1951 in Lebanon, Pennsylvania.

PERSONAL BACKGROUND:

• Richard Edwin Miller Jr… Was the Mets' sixth pick in the 1973 June amateur draft.

PLAYING CAREER:

• Reached the highest level of the New York Mets farm system, spending 2+ seasons with the Tidewater Tides (AAA) of the International League from 1976-78… In 1977 Miller led the team in hitting with a .284 batting average… During his eight-year minor league career, Miller batted .258 with 28 home runs.

COACHING CAREER:

• Has an extensive background in coaching that began as a Player-Coach for the Jackson Mets in the Texas League in 1979... Has managed three seasons in the minor leagues, posting a 238-177 (.573) record, earning a South Atlantic League Manager-of-the-Year award in 1984.

- Moved to the Mets in 1986 and served as Roving Minor League Outfield and Baserunning Instructor until 1999... From 2000-03 fulfilled duties as the Mets Assistant Field Coordinator
- Joined the Twins organization as a Coach with Rochester (AAA) of the International League for four seasons beginning in 2004… Served as interim manager of Rochester in 2005, beginning April 21, after Phil Roof took a leave of absence to be with his wife who was battling cancer... The Red Wings went 69-62 under Miller, finishing in a second place tie in their division... Began the 2009 season as the hitting coach with the Twins' Single-A Midwest League affiliate, the Beloit Snappers, and was promoted to the same job with Rochester in July 2009.
- Assumed the role of Minor League Outfield and Baserunning Coach in 2010, his first with the Blue Jays organization... Returns for a second season in the same capacity.

PLAYING CAREER

Year Club & League	AVG	G	AB	R	H	2B	3B	HR	RBI	BB	SO	SB
Minor Totals (8 years)	.258	679	2196	216	566	93	21	28	155	209	322	35

RECORD AS MANAGER

Year	Club & League	W-L	PCT	Finish
1982	Shelby (SAL)	77-63	.550	2nd in Div
1984	Columbia (SAL)	82-57	.590	1st in Div
1985	Columbia (SAL)	79-57	.581	2nd in Div
CAREER TOTALS		238-177	.573	

MANAGERIAL/COACHING CAREER

1979-80	Player/Coach, Jackson, Texas League (Mets)
1982	Manager, Shelby, South Atlantic League (Mets)
1984-85	Manager, Columbia, South Atlantic League (Mets)
1986-99	Roving Minor League Outfield and Baserunning Coach (Mets)
2000-03	Assistant Field Coordinator (Mets)
2004-08	Coach, Rochester, International League (Twins)
2009	Roving Minor League Outfield and Baserunning Coach (Twins)
2010-	Roving Minor League Outfield and Baserunning Coach (Blue Jays)

MORDECAI, Mike,

Roving Infield Coach

HT: 5-11; **WT:** 175… **B/T:** R/R… **BORN:** December 13, 1967 in Birmingham, Alabama.

PERSONAL BACKGROUND:

• Graduated from Hewitt-Trussville High School, Trussville, Alabama in 1986 where he played baseball, basketball and football… During his time at South Alabama, he was a two-time All-American and named to the All-Sun Belt Conference team each year… In 1987, he helped the Jaguars to the conference title… Majored in criminal justice and minored in sociology… Drafted by Atlanta in the 6th round of the 1989 draft.

PLAYING CAREER:

• Had a 12 year career with Atlanta, Montreal and Florida… Was part of the 1995 Atlanta Braves World Champions and the 2005 Florida Marlins World Champion squad… His first hit was a game tying three-run home run in the ninth inning against the Philadelphia Phillies in 1994… Went 5-18 in post season play with two doubles and five RBI… Very versatile, appeared at every position on the diamond except pitcher, including two games at catcher.

COACHING CAREER:

- Spent four seasons as Houston Academy High School Head Coach from 2006-09, before joining the Blue Jays in his current role of Minor League Roving Hitting Coach in 2010.

PLAYING CAREER

Year Club & League	AVG	G	AB	R	H	2B	3B	HR	RBI	BB	SO	SB
Minor Totals	.268	564	2007	299	538	98	13	33	227	212	306	85
MAJOR TOTALS	.244	793	1362	157	333	75	7	24	132	112	261	13

MANAGERIAL/COACHING CAREER

(Joined Blue Jays organization in 2010)

2010-	Minor League Roving Infield Coach, (Blue Jays)

BROWN, Marty

Manager, Las Vegas 51s

HT: 6-1; **WT:** 190… **B/T:** R-R… **BORN:** January 23, 1963, Lawton, Oklahoma.

PERSONAL BACKGROUND:

• Marty Leo Brown… Was a 12th round selection of the Cincinnati Reds in the 1985 June draft… Played in Japan for several years before returning to manage from 2006-10.

PRO CAREER:

• Reached the major leagues in 1988 and appeared in 35 games over two seasons with the Reds and one with the Baltimore Orioles... Played in Japan for several years, before playing for the Oklahoma City 89ers in 1996, his last season before retiring as a player.

COACHING CAREER:

• Began his managing career in the Pittsburgh Pirates system in 1997... From 2001 to 2002, he managed the Nashville Sounds, a team for which he played while in the Reds organization in 1988 and 1989... Was the manager of the Buffalo Bisons from 2003 to 2005 with an overall record of 238–193 (.552). He led the team to the International League title in 2004 after a regular season record of 83-61... Also managed the club to a first place finish in their division in 2005 with an 82–62 (.569) record, earning him the Manager of the Year in 2004... Was also named Minor League Manager of the Year by Baseball America in that same season

PLAYING CAREER

Year Club & League	AVG	G	AB	R	H	2B	3B	HR	RBI	BB	SO	SB
Minor Totals	.274	814	2840	220	778	130	28	85	207	170	345	38
MAJOR TOTALS	.180	35	61	3	11	2	0	0	6	6	18	0

MANAGERIAL/COACHING CAREER (Joined Blue Jays Organization in 2010)

1997	Manager, Erie, New York penn League (Pirates)
1998	Manager, Augusta, South Atlantic League (Pirates)
1999-2000	Manager, Altoona, Eastern League (Pirates)
2001-02	Manager, Nashville, Pacific Coast League (Pirates)
2003-05	Manager, Buffalo, International League (Indians)
2006-09	Manager, Hirioshima, Japan League
2010	Manager, Tohoku Rakuten, Japan League
2011-	Manager, Las Vegas, Pacific Coast League (Blue Jays)

RECORD AS MANAGER

Year	Club & League	W-L	PCT	Finish
1997	Erie (NYP)	50-26	.658	2nd (Lost in 1st round)
1998	Augusta (SAL)	68-74	.479	1st/9th (Lost in 2nd round)
1999	Altoona (Eas)	67-73	.479	8th
2000	Altoona (Eas)	74-68	.521	7th
2001	Nashville (PCL)	64-77	.454	13th
2002	Nashville (PCL)	72-71	.503	8th
2003	Buffalo (IL)	73-70	.510	8th
2004	Buffalo (IL)	83-61	.576	1st (League Champs)
2005	Buffalo (IL)	82-62	.569	2nd (Lost in 1st round)
CAREER TOTALS		633-582	.521	

FASANO, Sal

Manager, New Hampshire Fisher Cats



HT: 6-2; **WT:** 225… **B/T:** R-R… **BORN:** August 10, 1971, Chicago, IL.

PERSONAL BACKGROUND:

• Salvatore Frank Fasano… Married with three children… Selected in the 37th round of the 1993 June draft… 1989 graduate of Hoffman Estates High School in Illinois… Attended Evansville University.

PRO CAREER:

• Had an 11-year big league career, playing for nine different teams… After three seasons in the minor leagues, the catcher made his major league debut on April 3, 1996 for the Royals… In 1998 ranked second in the American League in HBPs with 16.,, Helped the A's capture the A.L. West division crown in 2002, and made his only post season appearance as a defensive replacement… In 2005, achieved career highs in home runs (11) and runs scored (25) as a member of the Baltimore Orioles… Began 2006 for the Philadelphia Phillies… His distinctive Fu Manchu mustache earned him the cult admiration of Phillies fans, who began a Phan Phavorites fan club called Sal's Pals… On April 26, 2007 the Blue Jays purchased Fasano's contract from Syracuse (AAA) of the International League… He had a .178 average with one home run and four RBI in 16 games during his time with the Blue Jays... Royals' 37th round pick in 1993 draft.

COACHING CAREER:

• Began his managing/coaching career in Lansing with the Blue Jays affiliate in the Midwest League (A) in 2010.... Led the Lugnuts to a 70-69 record, finishing 3rd in the first half and 4th in the second half... Moves to New Hampshire, where he will manage the team's AA affiliate in the Eatern league for 2011.

PLAYING CAREER

Year	Club & League	AVG	G	AB	R	H	2B	3B	HR	RBI	BB	SO	SB
Minor Totals		.254	844	2835	418	719	147	7	156	480	246	691	24
MAJOR TOTALS		.221	427	1109	136	245	49	0	47	140	72	327	2

MANAGERIAL/COACHING CAREER (Joined Blue Jays Organization in 2010)

2010 Manager, Lansing, Midwest League (Blue Jays)
2011- Manager, New Hampshire, Eastern League (Blue Jays)

McCULLOUGH, Clayton

Manager, Dunedin Blue Jays

HT: 5-10… **WT:** 180… **B/T:** L/R… **BORN:** December 27, 1979, Greenville, NC.

PERSONAL BACKGROUND:

• A 47th round pick of the Seattle Mariners in the 1998 draft (did not sign)… Was selected by the Cleveland Indians in the 22nd round of the 2002 draft… Spent four seasons playing in the Indians farm system… Attended East Carolina University, majoring in Communications.

PLAYING CAREER:

• Spent four years in the Indians system reaching Triple-A Buffalo in 2005… His best season offensively came in 2002, batting .278 (15-45) at Burlington of the Appalachian League (Rookie-Advanced).

COACHING CAREER:

- Following playing career, spent 2005 as hitting coach for Pulaski of the Appalachian League guiding a club that finished 2nd in runs scored at 370.
- In 2006 was a volunteer coach with the University of East Carolina during the collegiate season… Spent part of 2006 as the interim bullpen catcher for the Toronto Blue Jays.
- In his first season as a manager led the Gulf Coast Blue Jays to a 36-24 record and a second place finish in the East division… In his first season at Lansing, led the club to a 39-31 record in the first half to finish atop the division and earn a playoff berth… Finished 76-64 on the season, 2nd best in the division… Lost to in first round... Managed two seasons at Lansing before taking over the reigns in Dunedin of the Florida State League (A)for 2010... Led the Dunedin club to a playoff birth with a 41-29 first half record... lost in the first round... Returns to Dunedin for a second seasonj as manager and 5th in the organization.

PLAYING CAREER

Year	Club & League	AVG	G	AB	R	H	2B	3B	HR	RBI	BB	SO	SB
Minor Totals		.197	104	247	22	54	6	0	1	25	51	67	3

MANAGERIAL/COACHING CAREER (Joined Blue Jays Organization in 2005)

2006 Hitting Coach, Pulaski, Appalachian League (Blue Jays)
2007 Manager, Gulf Coast, Gulf Coast League (Blue Jays)
2008-09 Manager, Lansing, Midwest League (Blue Jays)
2010- Manager, Dunedin, Florida State League (Blue Jays)

RECORD AS MANAGER

Year	Club & League	W-L	PCT	Finish
2007	GCL (Gulf Coast)	36-24	.600	2nd
2008	Lansing (Midwest)	76-64	.543	1st/3rd (Lost in first round)
2009	Lansing (Midwst)	54-84	.391	6th/6th
2010	Dunedin (Florida State)	72-67	.520	1st/5th (Lost in 1st round)
CAREER TOTALS		166-172	.491	

REDMOND, Mike

Manager, Lansing Lugnuts

HT: 6-1; **WT:** 185… **B/T:** R-R… **BORN:** May 5, 1971, Seattle, WA.

PERSONAL BACKGROUND:

• Michael Patrick Redmond… Married with two children… Resides in Spokane, WA… 1989 graduate of Gonzaga Preparatory School in Washington… Attended Gonzaga University… Founded "Red's Rally Caps" program in 2002, which helped give inspiration and strength to patients receiving cancer treatment.

PRO CAREER:

• Finsihed a 13-year Major League career in 2010, with his final season in Cleveland, after signing as a free agent with Florida in 1992... Posted a career .287 average in 764 games, batting over .300 in four of his first five seasons... Spent seven seasons in Florida, followed by five in Minnesota and one in Cleveland

• Was a member of the Marlins 2003 World Series Championship club, getting one plate appearnce in each the NLCS and World Series... Threww out a career 32% of potential base-stealers in his career.

COACHING CAREER:

• In his first year as a non-player, will manage the Lansing Lugnuts in the Midwest League (A)

PLAYING CAREER

Year Club & League	AVG	G	AB	R	H	2B	3B	HR	RBI	BB	SO	SB
Minor Totals	.263	441	1394	161	367	63	2	12	140	97	146	12
MAJOR TOTALS	.287	764	2264	208	649	117	3	13	243	145	255	1

MANAGERIAL/COACHING CAREER (Joined Blue Jays Organization in 2010)

2011- Manager, Lansing, Midwest League (Blue Jays)

SCHNEIDER, John

Manager, Vancouver Canadians

HT: 6-3; **WT:** 220… **B/T:** R/R… **BORN:** February 14, 1980 in Princeton, New Jersey.

PERSONAL BACKGROUND:

• Jon Paul Schneider… Married… Attended Delaware University… Becomes the youngest manager in Vancouver Canadians history at 30 years of age in 2011.

PLAYING CAREER:

• Selected by the Toronto Blue Jays in the 13th round of the June 2002 draft… Played six seasons in the minor leagues, all within the Blue Jays organization, advancing as far as the Triple A level with Syracuse of the International League.

COACHING CAREER:

• Made his coaching debut, spending the season with the Gulf Coast Blue Jays of the Gulf Coast League (A) as one of the teams hitting coaches... In his managerial debut led the club to a 30-28 record and a 3rd place finish… Finished only 2.0 GB the division leading Gulf Coast Yankees… Oversaw a pitching staff that finished 2nd in the league with a 2.57 ERA... Spent two seasons as the GCL manager

• Will be the inaugural manager for the Blue Jays in the team's first season in Vancouver (A) in 2011.

PLAYING CAREER

Year Club & League	AVG	G	AB	R	H	2B	3B	HR	RBI	BB	SO	SB
Minor Totals	.206	311	928	107	191	49	0	24	111	171	302	3

MANAGERIAL/COACHING CAREER (Joined the Blue Jays organization in 2003)

2008 Hitting Coach, Gulf Coast, Gulf Coast League (Blue Jays)
2009- Manager, Gulf Coast, Gulf Coast League (Blue Jays)
2011- Manager, Vancouver, Northwest League (Blue Jays)

RECORD AS MANAGER

Year	Club & League	W-L	PCT	Finish
2009	Gulf Coast (GCL)	30-28	.517	3rd
2010	Gulf Coast (GCL)	31-28	.525	2nd

HOLMBERG, Dennis

Manager, Bluefield Blue Jays

HT: 6-00; **WT:** 215… **B/T:** L-R… **BORN:** August 2, 1951, Fremont, NE… RECOMMENDED/ SIGNED BY: (Brewers).

PERSONAL BACKGROUND:

• Dennis Neals Holmberg… attended Brewton-Parker College and was chosen by the Montreal Expos in the 58th round of the 1969 amateur draft, but declined to sign… Was drafted in the 5th round by the Milwaukee Brewers in 1970… Resides in Palm Harbor, FL.

PRO CAREER:

• Began as player in 1970 in the Brewers farm system where he remained for eight seasons, the last two as a player-coach with Burlington of the Midwest League and Holyoke of the Eastern League... Brewers' fifth pick in 1970 January draft.

COACHING CAREER:

- Has been with the Blue jays for all but one of his 35 seasons as a coach or manager.
- Began his managerial career at Newark of the short-season New York Pennsylvania League, before joining the Blue Jays as a full-time minor league instructor.
- Has managed 22 seasons in the Blue Jays system, the last nine at Auburn... Has led his teams to a post-season birth on nine occasions, incliuding six of the nine at Auburn... Culminated with a championship at Auburn in 2007, his first.
- Began a three-year stint as manager at Florence of the South Atlantic League in 1981, where he piloted the club to within one game of the league championship in 1982, bowing to Greensboro in the deciding game... Named a coach with the Syracuse Chiefs in 1985 but went back to managing later in the 1986 season as he guided Jays affiliate in Pioneer League at Medicine Hat... From 1990-93 guided Dunedin towards FSL record 53-14 in the first half of 1990 season (.791 winning percentage was also league record for a half season). Spent four years as manager of Dunedin club posting a 289-247 (.539) record over that span.
- Made his major league debut as coach with Toronto in 1994. Was Toronto's bullpen coach in 1994 and 1995.
- Returned to Dunedin as manager for the next two seasons with the club going 124-152 (.449).
- Named as the Manager for Auburn (A) of the New York-Penn League in 2002. Led the Doubledays to top spot in the Pinckney Division in both the 2002 and 2003 seasons. Under his direction in 2003, Auburn posted a record of 56-18 which fell just two wins short of the best mark in the history of the New York Penn League. As a team, the Doubledays led the league in virtually every major offensive and defensive statistic. Unfortunately the club was swept in a first round series with Williamsport… In 2004, led Auburn to the best record in the New York-Penn League's Pinckney Division for the third consecutive season, with a 50-24 mark… Collected his 1000th career win as a manager on August 20 in an 11-6 win over Mahoning Valley… Fell 2-0 to Mahoning Valley in a best-of-three league semifinal… In 2005, led the Doubledays to their fourth consecutive division title, posting a 45-30 record… Closed the regular season with wins in 12 of the last 14 games… Swept Oneonta in two straight games in the semifinals, before falling 2-0 to Staten Island in the league final… Led the 2006 Auburn Doubledays (A) of the New York-Penn League to a 42-32 record and a 1st place finish in the Pinckney Division… Lost 2-0 in the seminfinals to Tri-City… In 2007, his sixth season as manager at Auburn, the club captured their first championship as a Blue Jays affiliate and his first as a manager… Also marked their sixth straight division crown under his direction… Swept Brooklyn in the final… In Auburn he finsihed with a career 386-288 (.573) record.
- Will manage the Blue Jays new entry at Bluefield in the Appalachian League in 2011, his 34th consecutive season with the Blue Jays.

PLAYING CAREER

Year	Club & League	AVG	G	AB	R	H	2B	3B	HR	RBI	BB	SO	SB
Minor Totals		.238	614	1856	245	441	74	10	61	247	334	419	13

MANAGERIAL/COACHING CAREER (Joined Blue Jays Organization in 1978)

1977	Manager, Newark, New York-Penn League (Brewers)
1978	Minor League Instructor, Toronto Blue Jays
1979	Manager, Medicine Hat, Pioneer League
1980	Manager, Kinston, Carolina League
1981-84	Manager, Florence, South Atlantic League
1985-86	Coach, Syracuse, International League (until opening of Pioneer League season)
1986	Manager, Medicine Hat, Pioneer League
1987-89	Coach, Dunedin, Florida State League
1990-93	Manager, Dunedin, Florida State League
1994-95	Bullpen Coach, Toronto Blue Jays
1996-97	Manager, Dunedin, Florida State League
1998-01	Coach, Dunedin, Florida State League
2002-	Manager, Auburn, New York-Penn League
2011-	Manager, Bluefield, Appalachian League

RECORD AS MANAGER

Year	Club & League	W-L	PCT	Finish
1977	Newark (NYP)	43-29	.597	2nd
1979	Medicine Hat (Pio)	27-42	.391	4th
1980	Kinston (CARO)	67-69	.493	2nd/3rd
1981	Florence (SAL)	66-72	.478	4th/2nd
1982	Florence (SAL)	77-64	.546	3rd/1st (Lost in championship)
1983	Florence (SAL)	71-72	.497	2nd/4th
1984	Florence (SAL)	65-73	.471	5th/3rd
1986	Medicine Hat (Pio)	24-46	.343	6th
1990	Dunedin (FSL)	84-52	.618	1st/3rd (Lost in quarters)
1991	Dunedin (FSL)	59-72	.450	4th/3rd
1992	Dunedin (FSL)	78-59	.569	4th/1st (Lost in quarters)
1993	Dunedin (FSL)	68-64	.515	5th/4th
1996	Dunedin (FSL)	67-70	.489	3rd/8th
1997	Dunedin (FSL)	57-82	.410	6th/8th
2002	Auburn (NYP)	47-29	.618	1st (Lost in semis)
2003	Auburn (NYP)	56-18	.757	1st (Lost in semis)
2004	Auburn (NYP)	50-24	.676	1st (Lost in semis)
2005	Auburn (NYP)	45-30	.600	1st (Lost in semis)
2006	Auburn (NYP)	42-32	.568	1st (Lost in semis)
2007	Auburn (NYP)	47-29	.618	1st (Won championship)
2008	Auburn (NYP)	38-37	.507	3rd
2009	Auburn (NYP)	26-49	.347	6th
2010	Auburn (NYP)	35-40	.467	4th
CAREER TOTALS (21 years)		1239-1154	.518	

POST-SEASON PLAY

Year	Club & League	W-L	PCT	Finish
1982	Florence (SAL)	4-4	.500	(Def. Charleston 2G to 1 in semi-finals; lost to Greensboro 3G to 2 in championship finals)
1990	Dunedin (FSL)	0-2	.000	(Lost to Charlotte 2G to 0 in quarter-finals)
1992	Dunedin (FSL)	0-2	.000	(Lost to Clearwater 2G to 0 in quarter-finals)
2002	Auburn (NYP)	1-2	.333	(Lost to Oneonta 2G to 1 in semifinals)
2003	Auburn (NYP)	0-2	.000	(Lost to Williamsport 2-0 in semifinals
2004	Auburn (NYP)	0-2	.000	(Lost to Mahoning Valley 2-0 in semi-finals)
2005	Auburn (NYP)	2-2	.500	(Defeated Oneonta 2-0 in semi-finals; Lost 2-0 to Staten Island in finals)
2006	Auburn (NYP)	0-2	.000	(Lost in semifinals)
2007	Auburn (NYP)	4-1	.800	(Defeated Oneonta 2-1 in semi-finals; Defeated Brooklyn 2-0 in championship
CAREER TOTALS		11-19	.367	

MALAVE, Omar

Manager, Lansing Lugnuts



HT: 5-8; **WT:** 175… **B/T:** L-R… **BORN:** January 10, 1956, Alpena, MI.

PERSONAL BACKGROUND:

• Omar Antonio Malave... Has spent his entire professional career dating back to 1981 as a player, coach and manager within the Blue Jays organization... Led the Cardenales de Lara to two consecutive Venezuelan league titals in 1997-98 and 1998-99,but did not win the Caribbean World Series... Continued with Cardenales for two more years before moving to the caribes de Oriente in 2002-03 and then to Leones del Caracas doe the 2003-04 season... Served as an Assistant Coach for the Venzuelan team in the 2006 World Baseball Classic.

PRO CAREER:

• Signed as a free agent by the Blue Jays on Aug. 23, 1980… Played nine seasons in the Blue Jays system, reaching Syracuse (AAA)in his final season.

COACHING CAREER:

- Has spent 21 coaching or managing in the Blue Jays system... In 19 seasons as a manager owns a 1134-1000 (.531) record.
- Made his managerial debut in 1991 with the Gulf Coast Blue Jays, leading them to a first place finish and a playoff birth... Lost a one-game semi-final... Has now reached the playoffs on nine occasions, reaching the finals in 1994 and 2006, however has yet to win a league championship.
- Was selected to coach in the South Atlantic League All-Star Game in 1994... In 1997 earned the Bobby Mattick Award for excellence in Player Development... Selected to manage the West Division in 2004 Florida State League All-Star Game... Was included as a Coach on the Florida State League Post-Season All-STar Team.
- Made his Major League debut after 20 seasons in the minors, as First Base Coach of the Toronto Blue Jays during the 2010 season.
- Returns to managing in his 22nd season as coach/manager and 31st in a Blue Jays uniform... Will manage the Gulf Coast Blue Jays in 2011.

PLAYING CAREER

Year Club & League	AVG	G	AB	R	H	2B	3B	HR	RBI	BB	SO	SB
Minor Totals	.258	654	1954	242	504	67	15	27	240	204	285	30

MANAGERIAL/COACHING CAREER (Joined Blue Jays Organization in 2010)

1990-91	Coach, Medicine Hat, Pioneer League (Blue Jays)
1991-92	Manager, Blue Jays, Gulf Coast Twins (Blue Jays)
1993	Manager, Medicine Hat, Pioneer League (Blue Jays)
1994-95	Manager, Hagerstown, Soth Atlantic League, (Blue Jays)
1996-99	Manager, Knoxville, Southern League (Blue Jays)
2000	Coach, Syracuse, International League (Blue Jays)
2001-03	Manager, Syracuse, International League (Blue Jays)
2004-09	Manager, Dunedin, Florida State League (Blue Jays)
2010	First Base Coach, Toronto Blue Jays
2011-	Manager, Blue Jays, Gulf Coast League (Blue Jays)

RECORD AS MANAGER

Year	Club & League	W-L	PCT	Finish
1991	Gulf Coast (GCL)	31-28	.525	2nd
1992	Gulf Coast (GCL)	35-24	.593	1st (Lost in semis)
1993	Medicine Hat (Pio)	39-34	.534	2nd
1994	Hagerstown (SAL)	80-56	.588	1st/2nd (Lost in finals)
1995	Hagerstown (SAL)	73-68	.518	3rd/5th
1996	Knoxville (Sou)	75-65	.536	2nd/4th
1997	Knoxville (Sou)	75-63	.543	1st/3rd (Lost in semis)
1998	Knoxville (Sou)	71-69	.507	2nd/1st (Lost in semis)
1999	Knoxville (Sou)	71-69	.507	1st/3rd (Lost in semis)
2000	Syracuse (Int)	1-0	1.000	--------
2001	Syracuse (Int)	71-73	.493	3rd
2002	Syracuse (Int)	64-80	.444	4th
2003	Syracuse (Int)	62-79	.440	6th
2004	Dunedin (FSL)	76-57	.571	1st/2nd (Lost in semis)
2005	Dunedin (FSL)	82-58	.586	2nd/2nd (Lost in semis)
2006	Dunedin (FSL)	68-69	.496	1st/6th (Lost in finals)
2007	Dunedin (FSL)	72-68	.514	4th/3rd
2008	Dunedin (FSL)	85-53	.616	2nd/1st (Lost in semis)
2009	Dunedin (FSL)	67-67	.500	3rd/3rd
CAREER TOTALS		1134-1000	.531	

AGE WHEN MANAGERS TOOK OVER THEIR FIRST GAME

MANAGER	FIRST GAME	AGE	MANAGER	FIRST GAME	AGE
Bobby Mattick	April 9, 1980	64	Carlos Tosca	June 3, 2002	48
Cito Gaston	June 20, 2008	63	John Farrell**	April 1, 2011	48
Jim Fregosi	April 6, 1999	57	Cito Gaston	May 15, 1989	45
Mel Queen	September 24, 1997	55	Jimy Williams	April 8, 1986	42
Buck Martinez	April 1, 2001	52	Bobby Cox	April 6, 1982	40
Roy Hartsfield	April 7, 1977	51	John Gibbons	August 8, 2004	40
Tim Johnson	April 1, 1998	48			

** denotes active manager

CACERES, Antonio Gonzalez

Pitching Coach, Bluefield Blue Jays

HT: 6-2; **WT:** 160… **B/T:** R-R… **BORN:** August 7, 1977, Cotui, DR.

PLAYING CAREER:

- Signed as a non-drafted free agent by the Blue Jays on February 2, 1995… Played four seasons in the minor leagues (1995-1998), all within the Blue Jays organization, advancing as far as Medicine Hat (Rookie) of the Pioneer League in 1998.

COACHING CAREER:

- Began his coaching career as the Pitching Coach with the Blue Jays of the Dominican Summer League… Spent four seasons in the role... Named Pitching Coach with the Pulaski Blue Jays (Rookie) of the Appalachian League on February 19, 2004... Moved to Auburn (A) of the New-York Penn League as pitching coach… The club led the league in strikeouts and finished second in ERA.
- Returns for his 12th year coaching in the Blue Jays organization. Will be his first with Bluefield.

PLAYING RECORD

Year Club & League	W-L	ERA	G	IP	H	R	ER	BB	SO
Minor Totals	22-14	3.65	71	266.2	258	139	108	87	162

MANAGERIAL/COACHING CAREER (Joined Blue Jays Organization in 2000)

2000-03	Pitching Coach, Blue Jays, Dominican Summer League (Blue Jays)
2004-05	Pitching Coach, Pulaski, Appalachian League (Blue Jays)
2006-08	Pitching Coach, Auburn, New York-Penn League (Blue Jays)
2009-	Pitching Coach, Lansing, Midwest League (Blue Jays)
2011-	Pitching Coach, Bluefield, Appalachian league (Blue Jays)

CZAJKOWSKI, Jim

Pitching Coach, Vancouver Canadians

HT: 6-4… **WT:** 215… **B/T:** B/R… **BORN:** December 18, 1963 in Panama, OH.

PERSONAL BACKGROUND:

- James Mark Czajkowski… Born in Panama, Ohio, attended High School in Trumbell Connecticut before going to the University of North Alabama… Seelected by the Atlanta Braves in 29th round of the 1986 draft.

PRO CAREER:

- In his only season in the major leagues appeared in five games for Colorado in their inaugural season... Made his **ML Debut**, July 29 at San Francisco, giving up two runs in two innings of work, facing Barry Bonds in his first AB... Pitched 12 seasons in the minor leagues from 1986-97... Pitched primarily in relief and recorded 85 saves with a high of 18 in 1990... Was a three-time All-Star in the minors, being a part of four championship clubs... Was a member of six organizations, including Atlanta, Pittsburgh, Milwaukee, Cubs, Colorado and Toronto.

COACHING CAREER:

- Spent 15 seasons in the Braves organization.. During his 11 seasons as a pitching coach in the system, did so with only two clubs, Danville and Rome.
- Joins the Blue Jays in 2011 and will serve as Pitching Coach at Vancouver in the Appalachian League (A).

PLAYING RECORD

Year Club & League	W-L	ERA	G	IP	H	R	ER	BB	SO
Minor Totals	59-64	3.76	558	905.1	904	463	378	330	522
MAJOR TOTALS	0-0	4.15	5	8.2	9	4	4	6	2

MANAGERIAL/COACHING CAREER (Joined Blue Jays organization in 2005)

2000-04	Pitching Coach, Danville, Appalachian League (Braves)
2005-06	Pitching Coach, Rome, South Atlantic League (Braves)
2007	Pitching Coach, Danville, Appalachian (Braves)
2009-10	Pitching Coach, Rome, South Atlantic League (Braves)

DICKENSON, Ralph

Hitting Coach, Dunedin Blue Jays

HT: 6-0… **WT:** 180… **B/T:** L-R… **BORN:** February 4, 1960 in Putnam, CT.

PERSONAL BACKGROUND:

- Ralph D. Dickenson… Attended Mesa State College and Arizona State University… Was Head Coach at Western Washington University (1975-78), then an Assistant at Washington State (1978-86) and University of New Mexico (1986-87)

PLAYING CAREER:

- Played six seasons in the minors... Orginally drafted by Minnesota in the first round of secondary phase in 1969... Played college ball at Mesa College (CO) from 1967-68

COACHING CAREER:

- Has been an instructor at the professional or collegiate level for 34 seasons.
- Managed San Bernardino in the California League with the Mariners organization in 19988-89, compiling a 157-127 in two seasons… Reached the playoffs in 1989 losing in the semi-finals... Was the Seattle Mariners Minor League Roving Hitting Instructor from 1990-92... Moved into the Brewers system in 1993, managing the Arizona Brewers for three seasons... Spent two seasons as the Brewers Minor League Hitting Instructor beginning in 1995… Added Fielidng Intructor to his duties in 1997, and from 1998-2000 was solely the Fielding Coordinator... Spent two seasons as the Minor League Hitting Coach in the Los Angeles Dodgers system in 2000-01... Joined the Texas Rangers organization in 2002 as Minor League Hitting Coordinator for two seasons... Spent 2005-06 in the Yankees organization, as Minor League Hitting Coach... Moved on to the Washing Nationals minor league system as Minor League Hitting Coachfor the 2007-09 seasons.
- Joins the Blue Jays organization in 2010 spending the season as the New Hampshire Hitting Coach... Will serve in the same role although will be at Dunedin of the Florida Sate League (A).

PLAYING CAREER

Year Club & League	AVG	G	AB	R	H	2B	3B	HR	RBI	BB	SO	SB
Minor Totals (6 years)	.253	362	863	—	218	34	5	11	—	—	—	—

Year Club & League	W-L	ERA	G	IP	H	R	ER	BB	SO
Minor Totals (7 years)	30-22	3.43	134	417	441	216	159	—	—

MANAGERIAL/COACHING CAREER (Joined Blue Jays organization in 2007)

1988-89	Manager, San Bernardino, California League (Mariners)
1990-92	Minor League Hitting Instructor (Mariners)
1993-95	Manager, Arizona, Arizona League (Brewers)
1995-2000	Minor League Hitting Instructor/Fieldng Coordinator, (Brewers)
2000-01	Minor League Hitting Instructor (Dodgers)
2002-04	Minor League Hitting Instructor (Rangers)
2005-06	Minor League Hitting Instructor (Yankees)
2007-09	Minor League Hitting Instructor (Nationals)
2010	Hiting Coach, New Hampshire, Eastern League (Blue Jays)
2011	Hiting Coach, Dunedin, Florida State League (Blue Jays)

RECORD AS MANAGER

Year	Club & League	W-L	PCT	Finish
1988	San Bernardino (Cal)	74-68	.521	(3rd in Div)
1989	San Bernardino (Cal)	83-59	.585	(1st in Div)
1993	Arizona (Arz)	29-27	.518	(5th in Lg)
1994	Arizona (Arz)	32-24	.571	(3rd in Lg)
1995	Arizona (Arz)	34-22	.607	(3rd in Lg)
CAREER TOTALS		252-200	.557	

GRAHAM, Kenny

Hitting Coach, Auburn Doubledays

HT: 5-9… **WT:** 180… **B/T:** S-R… **BORN:** May 3, 1975 in Tampa, Florida.

PLAYING CAREER:

- Played two seasons at Indiana University.

COACHING CAREER:

- Spent several seasons as a college coach, including at the University of Indianapolis... Was with Independent League club Gary SouthShore Railcats as Hitting Coach for two seasons... The Railcats set 24 individual and team records, including a new Northern League record for hits in a single season (1,057)... The club led the league in batting (.307) for the first time ever and had eight different players hit at least .300.
- Returns for a second season in the Blue Jays organization and first as Hitting Coach for the Bluefield Blue Jays.

MANAGERIAL/COACHING CAREER (Joined Blue Jays organization in 2003)

2008-09	Hitting Coach, Gary, Northern League (Independant)
2010-	Hitting Coach, Lansing, Midwest League (Blue Jays)
2011-	Hitting Coach, Bluefield, Appalchian League (Blue Jays)

HORSMAN, Vince

Pitching Coach, Lansing Lugnuts

HT: 6-02; **WT:** 180… **B/T:** R-L… **BORN:** March 9, 1967, Halifax, Nova Scotia.

PERSONAL BACKGROUND:

- Vincent Stanley Joseph Horsman… Attended Prince Andrew High School in Nova Scotia where he played baseketball and softball.

PLAYING CAREER:

- Played five seasons in the Major Leagues with Toronto, Oakland and Minnesota... Had his best season in1992 with Oakland, posting a 2-1 record with a 2.49 ERA in 58 relief appearances
- Signed as a free agent in 1984 by the Blue Jays, he spent seven seasons in the Blue Jays system prior to moving on to the Athletics... Played for Knoxville (AA) in 1991, posting a 4-1 record with 3 saves and a 2.34 ERA in 42 games before being called up by the Blue Jays, where he pitched four scoreless innings.
- On March 24, 1992, the Oakland Athletics claimed him off waivers from the Blue Jays… With Oakland he played in his only full major league season, going 2-1 with 1 save and a 2.49 ERA in 58 games... After being released by Oakland the Minnesota Twins signed him on April 6, 1995… Posted a 0-0 record with a 7.00 ERA in 6 games with the Twins… Was released by the Twins on August 8... Returned to the Blue Jays, and played with their AAA affiliate, the Syracuse Chiefs, and went 0-3 with a 5.40 ERA in 29 games.
- Went to play in Taiwan for one year in the Taiwan Major League... Went 0-4 with a 5.21 ERA in 19 games between the Taichung Agan and Chianan Luka... Returned from Taiwan in 1998, to sign with the Baltimore Orioles… Finished his career going 0-0 with a 2.92 ERA in 8 games with the Rochester Red Wings (AAA).

COACHING CAREER:

- Was a Batting Practice Pitcher with the Baltimore Orioles from 1998-2004.
- Spent the 2006 season as Pitching Coach for the Pulaski Blue Jays (Rookie) in the Appalachian League… Stayed with the Rookie League entry, serving as pitching coach for the Gulf Coast Blue Jays.
- Enters his sixth season with the Blue Jays organization and first as pitching coach with the Lansing Lugnuts.

PLAYING RECORD

Year Club & League	W-L	ERA	G	IP	H	R	ER	BB	SO
Minor Totals	35-36	3.65	312	705.1	711	347	286	243	539
MAJOR TOTALS	4-2	4.07	141	110.2	107	53	50	54	61

MANAGERIAL/COACHING CAREER (Joined Blue Jays organization in 2006)

2006	Pitching Coach, Pulaski, Appalachian League (Blue Jays)
2007-08	Pitching Coach, GC Blue Jays, Gulf Coast League (Blue Jays)
2009-	Pitching Coach, Auburn, NY Penn League (Blue Jays)
2011-	Pitching Coach, Lansing, Midwest league (Blue Jays)

KNOWLES, Darold

Pitching Coach, Dunedin Blue Jays

HT: 6-0… **WT:** 190… **BORN:** December 9, 1941 in Brunswick, Missouri.

PERSONAL BACKGROUND:

- Darold Duane Knowles… Attended the University of Missouri-Columbia.

PRO CAREER:

- Pitched professionally for 20 years, spending 15 seasons in the Major Leagues between 1965 and 1980… Went 66-74 with 143 saves and a 3.12 ERA in 765 games at the Major League level.
- Made his major league debut with the Baltimore Orioles, pitching at Fenway Park on April 18... Pitched one season with the Philadelphia Phillies, recording 13 saves... Spent five seasons with the Washington Senators (1967-71), highlighted by a 27 save season in 1970 in 71 appearances… Selected as an All-Star in 1969 with the Senators when he went 9-2 with a 2.25 ERA and 13 saves.
- Had his best season in 1972 with Oakland, posting a 5-1 record with a 1.37 ERA in 54 games… Helped the Oakland A's win the World Series in 1972 and 1973… Established a World Series record pitching in all seven games of the 1973 Fall Classic, recording saves in Games 1 and 7.
- Pitched two seasons for the Cubs, highlighted by a 5-7 season with a stellar 2.89 in 58 games... Recorded five wins and four saves in one season with the Texas Rangers... Allowed only 63 hits in 72 IP in his lone season north of the border for the Expos, posting a 2.38 ERA and six saves... Wrapped up his major league career with two season in St.Louis, pitching for the Cardinals.

COACHING CAREER:

- Entered the coaching ranks with the St. Louis organization after retiring as a Cardinal following the 1980 season… Worked as a minor league instructor for the Cardinals between 1981 and 1988... Joined the Philadelphia Phillies to serve as the pitching coach at the Major League level for the 1989-90 seasons... Coached in the Phillies minor league system with Clearwater in the Florida State League between 1991-99... Spent the 2000 season as the pitching coach with the Phillies Gulf Coast entry... Joined the Pittsburgh Pirates organization on November 28, 2000 spending four seasons as the club's Class AAA pitching coach in Nashville and Indianapolis.
- Joined the Blue Jays organization on December 13, 2005, being appointed as the pitching coach for the Dunedin Blue Jays of the Florida State League... Returns as Pitching Coach with Dunedin for his sixth consecutive season.

PLAYING RECORD

Year Club & League	W-L	ERA	G	IP	H	R	ER	BB	SO
Minor Totals	56-33	2.77	153	852	720	335	262	386	616
MAJOR TOTALS	66-74	3.12	765	1092.0	1006	437	378	480	681

MANAGERIAL/COACHING CAREER(Joined Blue Jays Organization in 2005)

1981-88	Minor League Pitching Instructor, St. Louis Cardinals
1989-90	Pitching Coach, PHILADELPHIA PHILLIES
1991-99	Pitching Coach, Clearwater, Florida State League (Phillies)
2000	Pitching Coach, Gulf Coast League (Phillies)
2001-04	Pitching Coach, Nashville, Pacific Coast League (Pirates)
2005	Pitching Coach, Indianapolis, International League (Pirates)
2006-	Pitching Coach, Dunedin, Florida State League (Blue Jays)

MASHORE, Justin

Hitting Coach, New Hampshire FisherCats

HT: 6-2… **WT:** 172… **B/T:** R-R… **BORN:** February 14, 1972 in Concord, California.

PERSONAL BACKGROUND:

- Graduated from Clayton Valley High School in Concord, California in 1991… Named as All-State and All-American 2nd Team in baseball in 1991… Also starred in football being named as an All-American at running back and linebacker… Son of former Major Leaguer Clyde Mashore who played with the Reds in 1969 and the Expos from 1970-1973.

PLAYING CAREER:

- Selected by the Detroit Tigers in the fifth round of the June First Year Player Draft in 1991… Spent 11 seasons in the minor leagues within the organizations of Detroit, Seattle, San Diego, Boston, the New York Mets and Colorado… Appeared in seven Major League games with the San Diego Padres in 1997, batting .269 (7-26) with three RBI.

COACHING CAREER:

- Joined the Blue Jays organization in May 2003 as a Coach with Pulaski of the Appalachian League (Rookie)… Continued in that role through the end of the 2005 season... Appointed to the coaching staff of the Auburn Doubledays of the New York-Penn League to start the 2006 season... Spent two seasons as Lansing Lugnuts Hitting Coach.
- Returns for an ninth season in the Blue Jays organization… Is his first as Hitting Coach with New Hampshire.

PLAYING RECORD

Year Club & League	AVG	G	AB	R	H	2B	3B	HR	RBI
Minor Totals	.242	907	3076	450	743	121	35	52	309

MANAGERIAL/COACHING CAREER (Joined Blue Jays organization in 2003)

2003-05	Coach, Pulaski, Appalachian League (Blue Jays)
2006	Coach, Auburn, New York-Penn League (Blue Jays)
2007	Hitting Coach, Auburn, New York-Penn League, (Blue Jays)
2008-09	Hitting Coach, Lansing, Midwest League, (Blue Jays)
2010-	Hitting Coach, Dunedin, Florida State League (Blue Jays)
2011-	Hitting Coach, New Hampshire, Eastern League (Blue Jays)

MOTTOLA, Chad

Hitting Coach, Las Vegas 51s

HT: 6-3… **WT:** 220… **B/T:** R-R… **BORN:** October 15, 1971 in Augusta, Georgia.

PERSONAL:

- Charles Edward Mottola… Attended St. Thomas Aquinas High School in Ft. Lauderdale, Florida where in his senior year he hit .624 with 24 home runs… Was an All-America selection in his senior year at the University of South Florida… Selected by Baltimore in the 10th round of the 1989 June draft but did not sign… Selected by the Cincinnati Reds in the first round, 5th overall, in the June 1992 draft… Signed by Clay Daniel.

PLAYING CAREER:

- Played in parts of five major league season with Cincinnati, Toronto, Florida and Baltimore... Appeared in 59 games, including 13 as a Blue Jay.
- Made professional debut with Billings of the Pioneer League (A) in 1992… Tied for 3rd in the league with 12 home runs and 7th with a .521 slugging percentage… Rated the No. 1 prospect in the Pioneer League by Baseball America.... Helped lead them to the Carolina League Championship(A) in 1993… Led the league in RBI and outfield assists with 20… Named to the Topps Class A All-Star Team.
- Spilt the 1995 season between Indianapolis and the Cincinnati Reds… Had three stints with the Reds… Opened the season with Indianapolis and was recalled on April 22 after hitting .367 in his first 16 games… Made **ML debut** on April 23 in New York against the Mets and was 0-2… Earned first ML hit on April 24, a double off the Expos' Jeff Fassero… Collected first ML HR and RBI on June 5 against San Francisco's Mark Gardner.
- Hit a combined .317 with 12 home runs and 77 RBI between Chattanooga (AA) and Indianapolis (AAA) in 1997… Was one triple shy of reaching double figures in doubles, triples and home runs... Combined to hit .292 for Indianapolis and the Texas Rangers AA Tulsa and AAA Oklahoma clubs in 1998… Opened the season with Indianapolis but was traded on April 18 after five games to the Texas Rangers for a player to be named later (Andrew Vassell on November 4, 1998).
- Signed as a free agent to a minor league deal with the Blue Jays on November 22, 1999... Joined Toronto as a September call-up from the Syracuse SkyChiefs (AAA) where he was named the International League's Most Valuable Player… In Syracuse led the league with 33 home runs while placing second in RBI… Was the second time a player in the Blue Jays organization has been named the IL-MVP (Derek Bell-1991)… Led the league in slugging percentage… Was the first player in Syracuse history to post 30 home runs and 30 stolen bases in a season… Appeared in the IL All-Star Game and was named to the year end All-Star team… Also selected to the Baseball America AAA All-Star team… Contract was purchased from Syracuse on September 5… On September 6 started in RF against Seattle and was 2-3 with a HBP and two RBI... Was signed again by the Blue Jays on December 20, 2001 and spent the entire season with Syracuse (AAA)… Became a free agent on October 15… Signed with the Devil Rays on November 1... Started the 2003 season with Durham of the International League (AAA)… Was released on June 8… Signed a Minor League contract with the Boston Red Sox on June 12… Played the rest of the season in Pawtucket (AAA)… Became a free agent on

October 15… Signed a Minor League contract with the Baltimore Orioles on December 29... Signed a Minor League contract with the Blue Jays on January 8, 2005… Played the entire season in Syracuse.

COACHING CAREER:

- Joined the coaching ranks assisting with the Blue Jays Extended Spring Training program at the end of the 2007 season.... Will return for a third season in the organization and second as Hitting Instructor at las Vegas (AAA).

PLAYING CAREER

Year Club & League	AVG	G	AB	R	H	2B	3B	HR	RBI	BB	SO	SB
Minor Totals	.206	1801	6648	1002	1859	358	43	249	1034	558	1283	183
MAJOR TOTALS	.193	59	125	17	25	46	0	4	12	10	28	2

MANAGERIAL/COACHING CAREER (Joined Blue Jays organization in 2007)

2007	Coach, Gulf Coast, Gulf Coast (Blue Jays)
2008	Hitting Coach, Gulf Coast, Gulf Coast (Blue Jays)
2009	Roving Minor League Hitting Coach (Blue Jays)
2010-	Hitting Coach, Las Vegas (Blue Jays)

PANO, Dave

Hitting Coach, Vancouver Canadians

HT: 5-8; **WT:** 185… **B/T:** R/R… **BORN:** February 28, 1958 in Worcester, Massachusetts.

PERSONAL BACKGROUND:

- David Norman Pano… Born and raised in Worcester, Massachusetts, he played high school baseball against J.P. Ricciardi… Attended Eckerd College from 1978 to 1971 where he played infield for the baseball team… Graduated with a B.A. in 1981… Served as a graduate assistant at the school in 1982, before moving off to Florida… Coached American Legion Baseball in St. Petersburg from 1983-1991 amassing over 300 wins as a coach… Served as an associate scout in Florida with the New York Yankees from 1986 to 1990, before being promoted to a part-time scouting position in 1991-1992… Spent two years, 1995-1996, as a part-time scout with the Pittsburgh Pirates organization… Assumed the role of Head Coach of St. Petersburg Junior College in 1998… In his first year at the school named as 1998 Florida Junior College Coach of the Year… Led the school to the Sun Coast Conference title in both the 2001 and 2002 seasons… Named as the Sun Coast Conference Coach of the Year in each of those seasons… Enters 2003 with a career record of 171-68 at the school… Also coached Keene, New Hampshire in the 1998 New England Collegiate Summer Baseball League and Luray, Virginia in the 2001 Shenandoah Summer League.

COACHING CAREER:

- Made his professional debut, joining the Blue Jays organization as a coach with Auburn (A) of the New York-Penn League in 2002 and remained through 2004... Named as the Manager for the Pulaski Blue Jays of the Appalachian League (Rookie) in 2005… In his debut season as a manager led the club to a 34-33 record and a third place finish in the East Division... Led Pulaski (Rookie) of the Appalachian League to a 35-33 record and a second place finish in the East Division in 2006.
- Spent 2007 as hitting coach with the Gulf Coast Blue Jays. before anothermanaging stint at with the Gulf Coast club in 2008
- 2011 will represent his tenth season with the Blue Jays and his first with Vancouver.

MANAGERIAL/COACHING CAREER (Joined Blue Jays organization in 2002)

2002-04	Coach, Auburn, New York-Penn League (Blue Jays)
2005-06	Manager, Pulaski, Appalachian League (Blue Jays)
2007	Hitting Coach, Gulf Coast League (Blue Jays)
2008	Manager, Gulf Coast League (Blue Jays)
2009-10	Hitting Coach, Gulf Coast League (Blue Jays)
2011-	Hitting Coach, Vancouver, Northwest League (Blue Jays)

RECORD AS MANAGER

Year	Club & League	W-L	PCT	Finish
2005	Pulaski (Appalachian)	34-33	.507	(3rd in Div.)
2006	Pulaski (Appalachian)	35-33	.515	(2nd in Div.)
2008	Gulf Coast (Rookie)	26-32	.448	(6th in Div.)
CAREER TOTALS		95-98	.492	

SIGNORE, Tom

Pitching Coach, Las Vegas 51s

HT: 6-0… **WT:** 200… **B/T:** S/R… **BORN:** January 23, 1962 in North Haven, Connecticut.

PERSONAL BACKGROUND:

- A graduate of North Haven High School and Quinnipac College, both in Connecticut… During his career at Quinnipac, helped the team qualify for the 1982 Division II College World Series in Riverside, California… Inducted in to the school's athletic Hall of Fame in 1994… Earned his master's degree in history from Western Connecticut State University.

PRO CAREER:

- Drafted by the Milwaukee Brewers, he spent one season, 1985, with the club's Pioneer League affiliate in Helena, Montana… Included on the coaching staff of that year's team was former Blue Jays general manager J.P. Ricciardi… Pitched to a 4-4 record in nine games, eight starts, with a 7.02 ERA… Spent one season overseas pitching for a team in Rotterdam, the Netherlands, before beginning his coaching career.

COACHING CAREER:

- Began his coaching career at Onondaga Community College… In subsequent years, he coached at the collegiate level at Flagler College, his alma mater Quinnipac College and Western Connecticut State University... Jumped to the pro ranks in 1997, joining the Montreal Expos organization… Served as the pitching coach for one season with Vermont, the Expos' New York-Penn League affiliate... Between 1998 and 2000, coached with Cape Fear of the South Atlantic League... Worked as the pitching coach with Harrisburg (AA) of the Eastern League in 2001.
- Moved to the Florida Marlins' organization in 2002, working as the pitching coach for Portland of the Eastern League... Began the 2003 season with Carolina of the Southern League, but resigned in season due to exhaustion... Was scheduled to rejoin the Marlins' minor league coaching staff in 2004 with Jamestown of the New York-Penn League, but spent the year out of baseball, working as a fitness instructor.
- Joined the Blue Jays organization on January 1, 2005, being appointed as the pitching coach for Auburn of the New York-Penn League... Appointed pitching for Lansing (A) of the Midwest League. Spent three seasons in the role.
- Returns in 2011 for his seventh season in the Blue Jays organization. Will be his first at Las Vegas.

PLAYING RECORD

Year Club & League	W-L	ERA	G	IP	H	R	ER	BB	SO
Minor Totals	4-4	7.02	9	41.0	58	38	32	10	31

MANAGERIAL/COACHING CAREER(Joined Blue Jays organization in 2005)

1997	Pitching Coach, Vermont, New York-Penn (Expos)
1998-00	Pitching Coach, Cape Fear, South Atlantic (Expos)
2001	Pitching Coach, Harrisburg, Eastern (Expos)
2002	Pitching Coach, Portland, Eastern (Marlins)
2003	Pitching Coach, Carolina, Southern (Marlins)
2005	Pitching Coach, Auburn, New York-Penn (Blue Jays)
2006-08	Pitching Coach, Lansing, Midwest League (Blue Jays)
2009-10	Pitching Coach, New Hampshire, Eastern League (Blue Jays)
2011-	Pitching Coach, Las Vegas, Pacific Coast League (Blue Jays)

SOLANO, Danny

Hitting Coach, Gulf Coast Blue Jays

HT: 5-9… **WT:** 150… **B/T:** R-R… **BORN:** December 3, 1975 in San Crostobal, Dominican Republic.

PLAYING CAREER:

- Signed as an undrafted free agent by the Texas Rangers in 1996… Signed by the Toronto Blue Jays as a free agent in May of 2002… Played nine seasons in the minors reaching AAA Syracuse in 2004 and spending three seasons with the club… In 861 games, posted a .248 average with 32 home runs and 292 RBI… Played 2B-SS-3B.

COACHING CAREER:

- Joined the ranks of coaching assisting with the Blue Jays Extended Spring Training program, before moving on to become a coach with the Gulf Coast entry... Will return for a fifrth season with the Gulf Coast Blue Jays and fourth as the hitting coach.

PLAYING RECORD

Year Club & League	AVG	G	AB	R	H	2B	3B	HR	RBI
Minor Totals	.248	861	2807	388	696	136	22	32	292

MANAGERIAL/COACHING CAREER (Joined Blue Jays organization in 2003)

2007	Coach, Gulf Coast, Gulf Coast (Blue Jays)
2008-	Hitting Coach, Gulf Coast, Gulf Coast (Blue Jays)

TAMARGO Jr., John

Hitting Coach, Lansing Lugnuts

HT: 5-9… **WT:** 180… **B/T:** S-R… **BORN:** May 3, 1975 in Tampa, Florida.

PERSONAL BACKGROUND:

- Son of former Major League catcher and Montreal Expo John Tamargo… Selected in the 21st round of the 1996 draft.

PLAYING CAREER:

- Played eight seasons of minor league baseball with the first seven in the New York Mets organization… Career statistics include 533 hits in 704 games with 222 runs batted in and 54 stolen bases… Was a Freshman All-American in 1994 and helped the Gators to the College World Series in 1996, when he was an honorable-mention All-American and named to the NCAA Regional All-Tournament Team… Following his freshman season in Gainesville, competed for Team USA during the World Championships in Nicaragua before earning All-Southeastern Conference honors as a sophomore in 1995.

COACHING CAREER:

- Began his coaching career with the Salem Avalanche in the Carolina League as part pf the Houston Astros organization in 2004... Served as Hitting Coach for Astros affiliate Corpus Christi (AA) in the Texas League between 2005-08... Spent one season with Independent League club Traverse City as Hitting Coach
- Returns for a second season as Hitting Coach for the Lansing Lugnuts.

PLAYING RECORD

Year Club & League	AVG	G	AB	R	H	2B	3B	HR	RBI	SB
Minor Totals	.237	704	2248	247	533	96	12	12	222	54

MANAGERIAL/COACHING CAREER (Joined Blue Jays organization in 2003)

2004 Hitting Coach, Salem, Carolina League (Astros)
2005-08 Hitting Coach, Corpus Christi, Texas league (Astros)
2009 Hitting Coach, Traverse City, Frontier League, (Independent)
2010- Hitting Coach, Lansing, Midwest State (Blue Jays)

WALKER, Pete

Rehab Pitching Coach

HT: 6-2… **WT:** 200… **B/T:** L/L… **BORN:** April 8, 1969 in Beverly, Massachusetts

PERSONAL BACKGROUND:

- Peter Brian Walker… Attended University of Connecticut… Was selected by the New York Mets in 7th round of the 1990 draft… Graduate of East Lyme High School in East Lyme, Connecticut.

PRO CAREER:

- Played eight seasons for the Mets, San Diego, Colorado and Toronto… Appeared in 124 of his 144 games, including all 31 of his big league starts as a Blue Jay… Posted a 19-14 record with a 4.32 ERA in a Toronto uniform... Had his best season with the BLue Jays in 2002, winning 10 games and sported a 4.33 ERA in 37 games, including 20 starts... Won 13 games for Norfolk (AAA) in 2001 with a 2.99 ERA as a full time starter.

COACHING CAREER:

- Began his coaching career with the Blue Jays organization in 2009, working with the clubs' rehabbing pitchers...Returns for a third season in the Blue Jays organization and first as the New Hampshire pitching coach.

PLAYING RECORD

Year Club & League	W-L	ERA	G	IP	H	R	ER	BB	SO
Minor Totals	67-65	3.77	399	1004.0	982	500	421	385	745
MAJOR TOTALS	20-14	4.48	144	339.1	362	181	169	133	191

MANAGERIAL/COACHING CAREER (Joined Blue Jays organization in 2009)

2009- Rehab Pitching Coach (Blue Jays)
2011- Pitching Coach, New Hampshire, Eastern League (Blue Jays)

WESLEY, John

Pitching Coach, Gulf Coast Blue Jays

HT: 6-6… **WT:** 263… **B/T:** R-R… **BORN:** October 14, 1980 in Flushing, New York.

PERSONAL BACKGROUND:

- Selected in the 25th round of the 1998 draft by the Mets… Chose to attend University of South Carolina… Signed by the Blue Jays in 2002.

PLAYING CAREER:

- Played seven seasons of minor league baseball with the first three in the Blue Jays organization… Compiled a 16-22 record with a 3.73 ERA in 194 games, mostly as a reliever… Reached AA in the White Sox organization in 2007

COACHING CAREER:

- Made his coaching debut with the Blue Jays Gulf Coast entry as Pitching Coach in 2010 and returns for a second season.

PLAYING RECORD

Year Club & League	W-L	ERA	G	IP	H	R	ER	BB	SO
Minor Totals	66-74	3.12	765	1092.0	1006	437	378	480	681

MANAGERIAL/COACHING CAREER

2010- Pitching Coach, Gulf Coast, Gulf Coast State (Blue Jays)

Abraham, Matt

INFIELDER

HT: 5-8; **WT:** 165... **B-T:** R-R... **BORN:** 27 Jan 87, Worcester, MA... **RESIDES:** Worcester, MA... **EDUCATION:** Eckerd College... **TRANSACTIONS:** Selected by the Toronto Blue Jays in the 49th round of the 2010 June draft... Signed June 13, 2010... **Signed By:** Joel Grampietro

YR	Club & League	AVG	G	AB	R	H	2B	3B	HR	RBI	SH-SF	HB	BB-IB	SO	SB-CS	SLUG	OBP
2010	BlueJays (GCL)	.193	33	83	9	16	0	0	0	4	0-0	1	6-0	19	0-1	.193	.256
Minor Totals		.193	33	83	9	16	0	0	0	4	0-0	1	6-0	19	0-1	.193	.256

Adams, Zak

PITCHER

HT: 6-3; **WT:** 210... **B-T:** L-L... **BORN:** 19 Mar 92, Flower Mound, TX... **RESIDES:** Flower Mound, TX... **EDUCATION:** Flower Mound High School... **TRANSACTIONS:** Selected by the Toronto Blue Jays in the 15th round of the 2010 June draft... Signed on August 30, 2010... **Signed By:** Steve Miller

Ahrens, Kevin

INFIELDER

HT: 6-1; **WT:** 190... **B-T:** S-R... **BORN:** 26 Apr 89, Houston, TX... **RESIDES:** Houston, TX... **EDUCATION:** Memorial High School... **TRANSACTIONS:** Selected by the Toronto Blue Jays in the 1st round (16 overall) of the 2007 June draft... Signed June 14, 2008... **Signed By:** Andy Beene

YR	Club & League	AVG	G	AB	R	H	2B	3B	HR	RBI	SH-SF	HB	BB-IB	SO	SB-CS	SLUG	OBP
2007	BlueJays (GCL)	.230	48	165	19	38	6	0	3	21	0-0	2	25-1	47	3-0	.321	.339
2008	Lansing (MID)	.259	122	460	54	119	25	5	5	42	0-4	5	45-2	135	5-1	.367	.329
2009	Dunedin (FSL)	.215	105	377	35	81	17	2	4	36	1-7	1	37-1	76	1-1	.302	.282
2010	Lansing (MID)	.265	66	253	30	67	12	2	8	35	0-2	0	21-0	51	2-4	.423	.319
	Dunedin (FSL)	.187	28	107	12	20	6	1	1	8	2-1	1	7-0	20	1-0	.290	.241
Minor Totals		.239	369	1362	150	325	66	10	21	142	3-14	9	135-4	329	12-6	.348	.309

Anderson, John

PITCHER

HT: 6-1; **WT:** 198... **B-T:** L-L... **BORN:** 11 Sep 88, Pleasanton, CA... **RESIDES:** Pleasanton, CA... **EDUCATION:** Chabot College... **TRANSACTIONS:** Selected by the Toronto Blue Jays in the 28th round of the 2008 June draft... Signed on June 10, 2008... **Signed By:** Chris Becerra

YR	Club & League	W-L	ERA	G	GS	CG	SHO	SV	IP	H	R	ER	HR	HB	BB-IB	SO	WP	BK	OBA
2008	Auburn (NYP)	0-0	0.00	1	0	0	0	0	1.1	1	0	0	0	0	1-0	0	0	0	.200
	BlueJays (GCL)	1-3	4.32	16	0	0	0	2	25.0	29	15	12	1	0	8-1	22	6	0	.293
2009	Dunedin (FSL)	0-0	0.00	1	0	0	0	0	3.0	0	0	0	0	0	0-0	5	0	0	.000
	Lansing (MID)	3-6	4.52	21	21	0	0	0	99.2	130	64	50	6	3	30-0	76	6	3	.316
2010							Injured – Did Not Play												
Minor Totals		4-9	4.33	39	21	0	0	2	129.0	160	79	62	7	3	39-1	103	12	3	.305

Antolin, Dustin

PITCHER

HT: 6-2; **WT:** 180... **B-T:** R-R... **BORN:** 09 Aug 89, Mililani, HI... **RESIDES:** Mililani, HI... **EDUCATION:** Mililani High School... **TRANSACTIONS:** Selected by the Toronto Blue Jays in the 11th round of the 2008 June draft... Signed on June 11, 2008... **Signed By:** Demerius Pittman

YR	Club & League	W-L	ERA	G	GS	CG	SHO	SV	IP	H	R	ER	HR	HB	BB-IB	SO	WP	BK	OBA
2008	BlueJays (GCL)	2-2	4.64	12	0	0	0	0	21.1	26	12	11	1	1	10-0	14	1	0	.302
2009	Lansing (MID)	2-5	4.47	28	0	0	0	1	48.1	48	28	24	1	3	20-0	40	8	0	.261
2010	Lansing (MID)	2-2	2.93	18	0	0	0	0	27.2	21	10	9	0	2	9-0	24	1	0	.206
Minor Totals		6-9	4.07	58	0	0	0	1	97.1	95	50	44	2	6	39-0	78	10	0	.255

Aponte, Yeico

OUTFIELDER

HT: 6-1; **WT:** 180... **B-T:** L-L... **BORN:** 17 Dec 88, San Pedro de Macoris, DR... **RESIDES:** San Pedro de Macoris, DR... **TRANSACTIONS:** Signed as a non-drafted free agent by the Toronto Blue Jays on January 4, 2007... **Signed By:** Hilario Soriano

YR	Club & League	AVG	G	AB	R	H	2B	3B	HR	RBI	SH-SF	HB	BB-IB	SO	SB-CS	SLUG	OBP
2007	DSL BlueJays1 (DSL)	.203	59	207	17	42	5	2	0	12	0-1	9	12-1	72	5-3	.246	.275
2008	DSL BlueJays2 (DSL)	.296	55	196	29	58	9	4	2	27	2-1	1	20-0	51	7-7	.413	.362
2009	BlueJays (GCL)	.202	38	94	11	19	0	2	1	2	0-0	2	9-0	34	5-2	.277	.286
2010	Auburn (NYP)	.250	52	144	12	36	4	3	0	11	1-0	2	14-1	45	8-1	.319	.325
Minor Totals		.242	204	641	69	155	18	11	3	52	3-2	14	55-2	202	25-13	.318	.315

Arcila, Daniel

INFIELDER

HT: 6-1; **WT:** 170... **B-T:** L-R... **BORN:** 04 Jul 90, Barcelona-Anzoategui, VZ... **RESIDES:** Barcelona-Anzoategui, VZ... **TRANSACTIONS:** Signed as a non-drafted free agent by the Toronto Blue Jays on March 22, 2007... **Signed By:** Juan Salabarria

YR	Club & League	AVG	G	AB	R	H	2B	3B	HR	RBI	SH-SF	HB	BB-IB	SO	SB-CS	SLUG	OBP
2007	DSL BlueJays1 (DSL)	.167	54	162	12	27	5	2	0	11	4-1	0	21-0	56	2-2	.222	.261
2008	DSL BlueJays2 (DSL)	.224	56	170	25	38	3	2	0	16	5-1	2	49-1	56	18-4	.265	.401
2009	DSL (DSL)	.209	50	187	29	39	11	2	1	19	6-0	4	19-0	61	16-3	.305	.295
2010	BlueJays (GCL)	.181	29	94	7	17	2	2	3	9	2-0	1	5-0	21	1-0	.340	.230
Minor Totals		.197	189	613	73	121	21	8	4	55	17-2	7	94-1	194	37-9	.277	.310

Avila, Jose

PITCHER

HT: 6-3; **WT:** 180... **B-T:** L-L... **BORN:** 14 Sep 90, Valencia, Carabobo, VZ... **RESIDES:** Valencia, Carabobo, VZ... **TRANSACTIONS:** Signed as a non-drafted free agent by the Toronto Blue Jays on January 4, 2008... **Signed By:** Rafael Mancada

YR	Club & League	W-L	ERA	G	GS	CG	SHO	SV	IP	H	R	ER	HR	HB	BB-IB	SO	WP	BK	OBA
2008	Toronto 2 (DSL)	0-0	10.32	11	0	0	0	0	11.1	15	13	13	0	0	15-0	12	10	1	.300
2009	Toronto (DSL)	2-1	3.77	14	1	0	0	0	28.2	29	27	12	0	4	28-0	20	10	1	.257
2010	DSL (DSL)	0-4	5.26	14	5	0	0	0	39.1	41	31	23	0	4	17-0	19	8	1	.273
Minor Totals		2-5	5.45	39	6	0	0	0	79.1	85	71	48	0	8	60-0	51	28	3	.272

Barazarte, Cesar

OUTFIELDER

HT: 6-1; **WT:** 195... **B-T:** R-R... **BORN:** 19 Apr 93, La Guaira, VZ... **RESIDES:** Guatire, Miranda, VZ... **TRANSACTIONS:** Signed as a non-drafted free agent by the Toronto Blue Jays on October 26, 2009... **Signed By:** Rafael Moncada

YR	Club & League	AVG	G	AB	R	H	2B	3B	HR	RBI	SH-SF	HB	BB-IB	SO	SB-CS	SLUG	OBP
2010	DSL (DSL)	.193	54	171	14	33	6	0	1	14	1-2	4	20-1	33	8-8	.246	.289
Minor Totals		.193	54	171	14	33	6	0	1	14	1-2	4	20-1	33	8-8	.246	.289

Barnes, Daniel

PITCHER

HT: 6-1; **WT:** 195... **B-T:** L-R... **BORN:** 21 Oct 89, Manhasset, NY... **RESIDES:** Manhasset, NY... **EDUCATION:** Princeton University... **TRANSACTIONS:** Selected by the Toronto Blue Jays in the 35th round of the 2010 June draft... Signed on June 13, 2010... **Signed By:** Bobby Gandolfo

YR	Club & League	W-L	ERA	G	GS	CG	SHO	SV	IP	H	R	ER	HR	HB	BB-IB	SO	WP	BK	OBA
2010	BlueJays (GCL)	1-1	0.67	14	0	0	0	1	27.0	17	2	2	1	0	5-0	37	0	0	.173
	Lansing (MID)	0-0	5.91	8	0	0	0	0	10.2	17	8	7	0	1	8-1	16	2	0	.354
Minor Totals		1-1	2.15	22	0	0	0	1	37.2	34	10	9	1	1	13-1	53	2	0	.233

Beck, Casey

PITCHER

HT: 6-1; **WT:** 215... **B-T:** R-R... **BORN:** 28 Mar 87, Woodville, TX... **RESIDES:** Woodville, TX... **EDUCATION:** San Jacinto North Junior College... **TRANSACTIONS:** Selected by the Atlanta Braves in the 8th round of the 2006 June draft... Signed on June 11, 2006... Signed by the Toronto Blue Jays on April 8, 2009... **Signed By:** John Barron and Ralph Garr

YR	Club & League	W-L	ERA	G	GS	CG	SHO	SV	IP	H	R	ER	HR	HB	BB-IB	SO	WP	BK	OBA
2006	Braves (GULF)	0-0	1.69	8	0	0	0	1	10.2	7	3	2	0	0	6-0	8	1	0	.194
2007	Danville (APPY)	1-2	7.71	13	0	0	0	1	16.1	15	15	14	1	1	19-1	22	3	0	.242
2008	Rome (SAL)	1-4	4.75	30	0	0	0	0	41.2	41	26	22	2	8	27-0	38	7	0	.255
2009	Auburn (NYP)	1-3	2.84	29	0	0	0	10	31.2	22	12	10	0	1	17-2	43	1	0	.190
2010	Lansing (MID)	1-3	3.74	38	0	0	0	6	43.1	31	19	18	4	1	23-1	54	4	0	.199
Minor Totals		4-12	4.13	118	0	0	0	18	143.2	116	75	66	7	11	92-5	165	16	0	.218

Beck, Chad

PITCHER

HT: 6-4; **WT:** 230... **B-T:** R-R... **BORN:** 17 Jan 85, Jasper, TX... **RESIDES:** Woodville, TX... **EDUCATION:** Louisana-Lafayette College... **TRANSACTIONS:** Selected by the Arizona Diamondbacks in the 14th round of the 2006 June draft... Signed on June 14, 2006... Traded to the Toronto Blue Jays on August 31, 2008 in exchange for IF David Eckstein... **Signed By:** Mike Valarezo

YR	Club & League	W-L	ERA	G	GS	CG	SHO	SV	IP	H	R	ER	HR	HB	BB-IB	SO	WP	BK	OBA
2006	Yakima (NWST)	1-5	6.25	16	2	0	0	0	40.1	47	37	28	8	2	18-0	45	3	1	.296
2007	South Bend (MID)	1-2	4.33	31	0	0	0	1	52.0	53	27	25	5	3	20-1	48	5	0	.264
2008	South Bend (MID)	2-0	2.04	7	0	0	0	0	17.2	13	7	4	0	0	3-0	19	2	1	.186
	Visalia (CAL)	6-5	3.98	25	15	0	0	1	95.0	86	45	42	8	5	25-0	89	10	0	.239
2009	Dunedin (FSL)	0-0	4.35	9	0	0	0	0	10.1	12	9	5	1	1	6-1	14	2	0	.279
	Lansing (MID)	6-8	5.94	20	20	1	0	0	110.2	135	78	73	10	9	29-0	85	7	1	.297
2010	Dunedin (FSL)	3-6	3.72	41	11	0	0	0	101.2	97	44	42	5	1	31-0	79	6	0	.244
Minor Totals		19-26	4.61	149	48	1	0	2	427.2	443	247	219	37	21	132-2	379	35	3	.263

Berl, Brandon

PITCHER

HT: 6-0; **WT:** 185... **B-T:** R-R... **BORN:** 09 Apr 88, Moreno Valley, CA... **RESIDES:** Moreno Valley, CA... **EDUCATION:** St. Marys College... **TRANSACTIONS:** Selected by the Toronto Blue Jays in the 40th round of the 2010 June draft... Signed on June 13, 2010... **Signed By:** Randy Kramer

YR	Club & League	W-L	ERA	G	GS	CG	SHO	SV	IP	H	R	ER	HR	HB	BB-IB	SO	WP	BK	OBA
2010	BlueJays (GCL)	0-0	0.00	3	0	0	0	0	3.0	2	0	0	0	0	0-0	3	0	0	.200
	Auburn (NYP)	1-1	4.41	19	0	0	0	0	34.2	40	23	17	3	1	10-0	34	2	0	.284
Minor Totals		1-1	4.06	22	0	0	0	0	37.2	42	23	17	3	1	10-0	37	2	0	.278

Bidois, Nicholas

INFIELDER

HT: 6-0; **WT:** 180... **B-T:** R-R... **BORN:** 09 Jun 92, Nambour, Queensland, AUS... **RESIDES:** Nambour, Queensland, AU... **EDUCATION:** St. Josephs Nudgee College... **TRANSACTIONS:** Signed by the Toronto Blue Jays on January 9, 2009... **Signed By:** Greg Wade

YR	Club & League	AVG	G	AB	R	H	2B	3B	HR	RBI	SH-SF	HB	BB-IB	SO	SB-CS	SLUG	OBP
2009	BlueJays (GCL)	.000	5	7	0	0	0	0	0	0	0-0	0	2-0	3	0-0	.000	.222
2010	Injured – Did Not Play																
Minor Totals		.000	5	7	0	0	0	0	0	0	0-0	0	2-0	3	0-0	.000	.222

Blanco, Alvaro

INFIELDER

HT: 5-11; **WT:** 170... **B-T:** R-R... **BORN:** 29 Apr 92, Cartagena, CO... **RESIDES:** Cartagena, CO... **TRANSACTIONS:** Signed as a non-drafted free agent by the Toronto Blue Jays on January 14, 2009... **Signed By:** Luis Rodriguez

YR	Club & League	AVG	G	AB	R	H	2B	3B	HR	RBI	SH-SF	HB	BB-IB	SO	SB-CS	SLUG	OBP
2009	DSL (DSL)	.177	29	79	10	14	4	0	0	9	2-0	0	13-0	16	5-3	.228	.293
2010	DSL (DSL)	.210	40	105	15	22	0	0	1	5	1-1	4	14-0	26	7-0	.238	.323
Minor Totals		.196	69	184	25	36	4	0	1	14	3-1	4	27-0	42	12-3	.234	.310

Bongiovanni, Vincent

PITCHER

HT: 6-5; **WT:** 217... **B-T:** R-R... **BORN:** 11 Jan 83, Chicago, IL... **RESIDES:** Miami Beach, FL... **EDUCATION:** Miami University... **TRANSACTIONS:** Selected by the Arizona Diamondbacks in the 24th round of the 2005 June draft... Signed on June 13, 2005... Traded to the Toronto Blue Jays on April 30, 2009... **Signed By:** Ray Blanco

YR	Club & League	W-L	ERA	G	GS	CG	SHO	SV	IP	H	R	ER	HR	HB	BB-IB	SO	WP	BK	OBA
2005	Missoula (PIO)	0-2	5.29	23	0	0	0	1	34.0	31	23	20	2	6	28-0	36	8	0	.240
2006	South Bend (MID)	7-3	3.75	32	11	1	1	5	84.0	74	41	35	2	4	42-0	67	3	0	.229
2007	Visalia (CAL)	5-2	4.13	45	0	0	0	5	69.2	58	37	32	10	6	32-2	65	6	0	.221
2008	Mobile (SOU)	3-3	4.40	42	0	0	0	3	61.1	65	33	30	6	4	36-5	49	4	0	.284
2009	Mobile (SOU)	2-0	6.00	5	0	0	0	0	9.0	9	6	6	1	0	3-0	6	0	0	.265
	Dunedin (FSL)	8-9	4.44	24	18	0	0	0	103.1	101	55	51	6	5	38-0	86	10	0	.264
2010	New Hampshire (EAS)	6-7	5.13	35	0	0	0	2	59.2	57	39	34	5	7	38-0	42	4	0	.260
Minor Totals		31-26	4.45	206	29	1	1	16	421.0	395	234	208	32	32	217-9	351	35	0	.250

Boone, Randy

PITCHER

HT: 6-3; **WT:** 215... **B-T:** R-R... **BORN:** 06 Aug 84, Yoakum, TX... **RESIDES:** Austin, TX... **EDUCATION:** Texas Austin University... **TRANSACTIONS:** Selected by the Toronto Blue Jays in the 7th round of the 2007 June draft... Signed on August 27, 2007... **Signed By:** Andy Beene

YR	Club & League	W-L	ERA	G	GS	CG	SHO	SV	IP	H	R	ER	HR	HB	BB-IB	SO	WP	BK	OBA
2008	Lansing (MID)	6-2	2.50	15	10	1	1	0	75.2	75	26	21	3	3	20-0	53	0	0	.264
	Dunedin (FSL)	5-4	4.68	12	11	0	0	0	67.1	76	36	35	7	3	20-0	44	3	0	.291
2009	New Hampshire (EAS)	9-8	3.70	25	23	0	0	0	129.0	127	63	53	4	8	42-1	90	7	1	.261
	Las Vegas (PCL)	0-2	15.75	2	2	0	0	0	8.0	15	15	14	3	0	4-0	7	0	0	.395
2010	New Hampshire (EAS)	5-10	3.98	24	22	2	0	0	133.1	128	68	59	8	6	39-0	96	10	0	.252
Minor Totals		25-26	3.96	78	68	3	1	0	413.1	421	208	182	25	20	125-1	290	20	1	.267

Bowen, Joseph

CATCHER

HT: 6-1; **WT:** 190... **B-T:** S-R... **BORN:** 25 Sep 87, Ocala, FL... **RESIDES:** Ocala, FL... **EDUCATION:** Vanguard High School... **TRANSACTIONS:** Selected by the Detroit Tigers in the 12th round of the 2006 June draft... Signed June 8, 2006... Signed by the Toronto Blue Jays on April 8, 2010... **Signed By:** Steve Nichols

YR	Club & League	AVG	G	AB	R	H	2B	3B	HR	RBI	SH-SF	HB	BB-IB	SO	SB-CS	SLUG	OBP
2006	Tigers (GCL)	.262	35	84	13	22	2	1	0	8	0-0	1	15-1	27	6-1	.310	.380
2007	Tigers (GCL)	.238	40	126	13	30	4	1	4	16	1-0	3	14-0	38	1-0	.381	.329
	Oneonta (NYP)	.040	9	25	0	1	0	0	0	0	0-0	0	0-0	12	0-0	.040	.040
2008	West Michigan (MID)	.176	22	74	4	13	2	0	0	6	0-0	0	12-0	27	0-0	.203	.291
	Oneonta (NYP)	.192	40	120	15	23	6	1	0	9	2-0	1	22-0	41	2-1	.258	.322
2009	West Michigan (MID)	.247	76	271	27	67	18	1	0	25	1-1	2	25-1	72	1-1	.321	.314
2010	Auburn (NYP)	.176	21	51	2	9	3	0	1	5	0-1	0	5-0	13	0-0	.294	.246
Minor Totals		.220	243	751	74	165	35	4	5	69	4-2	7	93-2	230	10-3	.297	.311

Breault, Zachary

PITCHER

HT: 6-4; **WT:** 210... **B-T:** L-R... **BORN:** 06 Dec 88, Amherstburg, Ontario, CAN... **RESIDES:** Amherstburg, Ontario, Canada... **EDUCATION:** St. Thomas of Villanova High School... **TRANSACTIONS:** Signed by the Toronto Blue Jays as a non-drafted free agent on August 30, 2010... **Signed By:** Jamie Lehman

Brisker, Markus

OUTFIELDER

HT: 6-4; **WT:** 192... **B-T:** R-R... **BORN:** 21 Aug 90, Winter Haven, FL... **RESIDES:** Winter Haven, FL... **EDUCATION:** Daytona Beach Community College... TRANSACTIONS: Selected by the Toronto Blue Jays in the 6th round of the 2008 June draft... Signed June 9, 2008... **Signed By:** Joel Grampietro

YR	Club & League	AVG	G	AB	R	H	2B	3B	HR	RBI	SH-SF	HB	BB-IB	SO	SB-CS	SLUG	OBP
2008	BlueJays (GCL)	.306	32	108	16	33	4	0	0	6	1-0	0	11-0	22	13-4	.343	.370
2009	Lansing (MID)	.114	40	105	7	12	1	0	0	2	0-1	0	10-0	35	12-4	.124	.190
	Auburn (NYP)	.200	59	200	27	40	4	0	1	23	2-1	2	19-0	59	11-4	.235	.275
2010	Lansing (MID)	.167	6	18	0	3	0	0	0	0	0-0	0	3-0	5	0-1	.167	.286
	Auburn (NYP)	.184	56	185	26	34	9	1	1	17	2-0	3	17-0	66	7-2	.259	.263
Minor Totals		.198	193	616	76	122	18	1	2	48	5-2	5	60-0	187	43-15	.240	.274

Buckwalter, Ross

PITCHER

HT: 6-0; **WT:** 195... **B-T:** R-R... **BORN:** 27 Jan 85, Ephrata, PA... **RESIDES:** Ephrata, PA... **EDUCATION:** Shippensburg University... **TRANSACTIONS:** Selected by the Toronto Blue Jays in the 26th round of the 2007 June draft... Signed June 12, 2007... **Signed By:** Tom Burns

YR	Club & League	W-L	ERA	G	GS	CG	SHO	SV	IP	H	R	ER	HR	HB	BB-IB	SO	WP	BK	OBA
2007	Blue Jays (GULF)	4-1	3.54	17	0	0	0	3	28.0	28	13	11	1	2	5-0	11	3	0	.267
2008	Lansing (MID)	2-0	1.07	23	0	0	0	0	33.2	28	6	4	1	2	5-0	20	0	0	.224
2009	Dunedin (FSL)	0-0	3.38	6	0	0	0	0	8.0	10	3	3	0	0	0-0	2	0	0	.313
	Blue Jays (GULF)	0-1	3.00	3	0	0	0	0	3.0	4	1	1	0	0	0-0	4	0	0	.308
2010	Dunedin (FSL)	2-4	2.64	34	0	0	0	0	44.1	40	14	13	1	4	12-3	34	5	0	.250
Minor Totals		8-6	2.46	83	0	0	0	3	117.0	110	37	32	3	8	22-3	71	8	0	.253

Calatayud, Edgar

PITCHER

HT: 6-1; **WT:** 185... **B-T:** R-R... **BORN:** 10 Jun 92, Maracaibo, VZ... **RESIDES:** Estado Zulia, VZ... **TRANSACTIONS:** Signed by the Toronto Blue Jays as a non-drafted free agent on April 17, 2010... **Signed By:** Robinson Garces

YR	Club & League	W-L	ERA	G	GS	CG	SHO	SV	IP	H	R	ER	HR	HB	BB-IB	SO	WP	BK	OBA
2010	DSL (DSL)	0-1	0.00	2	2	0	0	0	6.0	2	2	0	0	0	0-0	4	1	0	.095
Minor Totals		0-1	0.00	2	2	0	0	0	6.0	2	2	0	0	0	0-0	4	1	0	.095

Calderone, Adam

OUTFIELDER

HT: 6-2; **WT:** 200... **B-T:** L-R... **BORN:** 17 Mar 84, Fairfax, VA... **RESIDES:** Coral Springs, FL... **EDUCATION:** Florida Southern College... **TRANSACTIONS:** Selected by the Toronto Blue Jays in the 23rd round of the 2006 June draft... Signed on June 11, 2006... **Signed By:** Joel Grampietro

YR	Club & League	AVG	G	AB	R	H	2B	3B	HR	RBI	SH-SF	HB	BB-IB	SO	SB-CS	SLUG	OBP
2006	Auburn (NYP)	.248	70	246	34	61	12	6	2	25	8-4	2	17-0	52	7-2	.370	.297
2007	Dunedin (FSL)	.276	17	58	5	16	1	0	0	3	0-1	0	11-0	11	1-3	.293	.386
	Auburn (NYP)	.259	72	247	39	64	13	4	8	35	1-7	3	36-1	46	7-2	.441	.352
2008	Lansing (MID)	.194	8	31	2	6	1	0	0	1	0-0	0	1-0	5	0-1	.226	.219
	Syracuse (INT)	.125	3	8	1	1	1	0	0	2	0-1	0	3-0	3	1-0	.250	.333
	Dunedin (FSL)	.278	81	302	51	84	21	7	9	37	3-1	3	29-3	58	4-7	.483	.346
2009	New Hampshire (EAS)	.242	97	368	55	89	22	5	12	49	2-2	6	26-0	73	7-4	.427	.301
	Las Vegas (PCL)	.212	10	33	2	7	1	0	0	3	0-2	0	2-0	8	1-0	.242	.243
2010	Las Vegas (PCL)	.227	64	229	32	52	11	5	10	34	1-3	4	18-2	68	4-2	.450	.291
	New Hampshire (EAS)	.266	69	267	38	71	20	2	9	42	0-8	5	16-0	64	6-6	.457	.311
Minor Totals		.252	491	1789	259	451	103	29	50	231	15-29	23	159-6	388	38-27	.426	.316

Campbell, Scott

INFIELDER

HT: 5-11; **WT:** 190... **B-T:** R-R... **BORN:** 25 Sep 84, Aukland, New Zealand... **RESIDES:** Murrieta, CA... **EDUCATION:** Gonzaga University... **TRANSACTIONS:** Selected by the Toronto Blue Jays in the 10th round of the 2006 draft... Signed on June 21, 2006... **Signed By:** Brandon Mozley

YR	Club & League	AVG	G	AB	R	H	2B	3B	HR	RBI	SH-SF	HB	BB-IB	SO	SB-CS	SLUG	OBP
2006	Auburn (NYP)	.292	68	240	39	70	14	0	0	18	6-3	11	33-3	31	2-10	.350	.397
2007	Lansing (MID)	.279	107	390	68	109	17	4	7	43	1-4	5	68-0	56	4-5	.397	.390
2008	New Hampshire (EAS)	.302	112	417	70	126	21	2	9	46	0-2	2	66-5	63	2-6	.427	.398
2009	Las Vegas (PCL)	.229	27	96	17	22	3	1	0	6	3-0	0	14-0	9	0-0	.281	.327
	Dunedin (FSL)	.500	5	20	3	10	1	0	0	3	0-1	0	2-0	3	0-0	.550	.522
	New Hampshire (EAS)	.269	52	182	31	49	8	1	3	19	1-0	2	28-0	26	4-0	.374	.373
2010	Injured – Did Not Play																
Minor Totals		.287	371	1345	228	386	64	8	19	135	11-10	20	211-8	188	12-21	.389	.389

Cardona, Adonys

PITCHER

HT: 6-1; **WT:** 170... **B-T:** R-R... **BORN:** 16 Jan 94, La Sabana, Vargas, VZ... **RESIDES:** Caracas, VZ... **TRANSACTIONS:** Signed by the Toronto Blue Jays as a non-drafted free agent on July 5, 2010... **Signed By:** Rafael Moncada

Carmona, Julio

PITCHER

HT: 6-1; **WT:** 205... **B-T:** R-R... **BORN:** 10 Oct 90, Bani, DR... **RESIDES:** Bani, DR... **TRANSACTIONS:** Signed by the Toronto Blue Jays as a non-drafted free agent on April 12, 2010... **Signed By:** Hilario Soriano

YR	Club & League	W-L	ERA	G	GS	CG	SHO	SV	IP	H	R	ER	HR	HB	BB-IB	SO	WP	BK	OBA
2010	DSL (DSL)	1-3	3.26	16	14	0	0	0	58.0	38	28	21	0	14	33-0	67	20	1	.189
Minor Totals		1-3	3.26	16	14	0	0	0	58.0	38	28	21	0	14	33-0	67	20	1	.189

Cenas, Gabriel

INFIELDER

HT: 6-1; **WT:** 155... **B-T:** R-R... **BORN:** 16 Oct 93, Maracaibo, VZ... **RESIDES:** Estado Zulia, VZ... **TRANSACTIONS:** Signed by the Toronto Blue Jays as a non-drafted free agent on July 6, 2010... **Signed By:** Robinson Garces

Charles, Arthur

INFIELDER

HT: 6-6; **WT:** 221... **B-T:** L-L... **BORN:** 10 Nov 90, Bakersfield, CA... **RESIDES:** Bakersfield, CA... **EDUCATION:** Bakersfield College... **TRANSACTIONS:** Selected by the Toronto Blue Jays in the 20th round of the 2010 June draft... Signed on June 21, 2010... **Signed By:** Blake Crosby

YR	Club & League	AVG	G	AB	R	H	2B	3B	HR	RBI	SH-SF	HB	BB-IB	SO	SB-CS	SLUG	OBP
2010	BlueJays (GCL)	.244	37	123	17	30	11	0	4	13	0-2	1	16-0	48	5-0	.431	.331
Minor Totals		.244	37	123	17	30	11	0	4	13	0-2	1	16-0	48	5-0	.431	.331

Cipriota, Jacinto

INFIELDER

HT: 6-0; **WT:** 174... **B-T:** R-R... **BORN:** 23 Mar 90, Buenos Aires, Argentina... **RESIDES:** Buenos Aires, Argentina... **TRANSACTIONS:** Signed as a non-drafted free agent by the Tampa Bay Rays on May 29, 2007... Signed by the Toronto Blue Jays on September 15, 2010… **Signed By:** Carlos Alfonso

YR	Club & League	AVG	G	AB	R	H	2B	3B	HR	RBI	SH-SF	HB	BB-IB	SO	SB-CS	SLUG	OBP
2007	Devil Rays (DSL)	.223	43	139	14	31	5	1	1	11	0-2	6	14-0	27	5-2	.295	.317
2008	Rays (VESL)	.308	18	65	8	20	2	0	2	11	1-1	3	4-0	8	2-0	.431	.370
2009	Rays (Gulf)	.000	3	4	0	0	0	0	0	0	0-0	1	0-0	1	0-0	.000	.200
Minor Totals		.245	64	208	22	51	7	1	3	22	1-3	10	18-0	36	7-2	.332	.331

Collazo, Willie

PITCHER

HT: 5-8; **WT:** 180... **B-T:** L-L... **BORN:** 07 Nov 79, Carolina, PR... **RESIDES:** Miami, FL... **TRANSACTIONS:** Signed as a non-drafted free agent by the Atlanta Braves on June 8, 2001... Selected by the Anaheim Angels in the Rule 5 Draft on December 15, 2003… Signed by the New York Mets on March 1, 2006… Signed by the Florida Marlins on November 25, 2008… Signed by the Toronto Blue Jays on January 10, 2010… **Signed By:** Marco Paddy

YR	Club & League	W-L	ERA	G	GS	CG	SHO	SV	IP	H	R	ER	HR	HB	BB-IB	SO	WP	BK	OBA
2001	Jamestown (NYP)	3-1	0.60	9	0	0	0	1	15.0	9	2	1	0	1	0-0	13	2	0	.170
	Macon (SAL)	3-2	2.70	12	0	0	0	1	23.1	13	9	7	3	2	4-0	23	2	0	.171
2002	Greenville (SOU)	4-2	3.47	51	0	0	0	4	72.2	70	34	28	7	2	27-2	74	4	1	.253
2003	Myrtle Beach (CAR)	0-1	3.07	11	0	0	0	1	14.2	12	5	5	1	1	4-0	15	0	0	.222
	Greenville (SOU)	6-2	3.66	39	0	0	0	0	46.2	41	22	19	3	1	21-1	34	3	2	.241
2004	Arkansas (TEX)	6-10	4.56	32	20	3	2	0	148.0	156	88	75	11	12	38-0	100	8	0	.268
2005	Salt Lake (PCL)	0-1	7.71	11	1	0	0	0	23.1	29	20	20	7	4	9-0	12	2	0	.337
	Arkansas (TEX)	1-5	6.78	26	10	0	0	0	71.2	85	60	54	16	4	29-1	58	1	0	.293
2006	Norfolk (INT)	3-3	4.79	7	5	0	0	0	41.1	45	24	22	4	1	13-0	26	1	2	.280
	Binghamton (EAS)	7-6	3.11	18	18	1	1	0	118.2	104	44	41	7	8	16-0	79	2	1	.239
2007	New Orleans (PCL)	6-5	2.46	53	4	0	0	4	98.2	91	33	27	5	7	19-1	69	2	0	.252
	NEW YORK (NL)	0-0	6.35	6	0	0	0	0	5.2	7	4	4	0	0	5-1	0	0	0	.318
2008	New Orleans (PCL)	4-9	4.05	37	16	0	0	2	135.2	134	66	61	18	6	35-2	71	4	2	.266
2009	New Orleans (PCL)	9-5	3.70	34	16	0	0	0	126.1	125	57	52	14	9	35-0	74	4	0	.264
2010	Las Vegas (PCL)	0-0	4.70	4	0	0	0	0	7.2	11	7	4	0	0	1-0	6	2	0	.324
Minor Totals		52-52	3.97	344	90	4	3	13	943.2	925	471	416	96	58	251-7	654	37	8	.260
MAJOR TOTALS		0-0	6.35	6	0	0	0	0	5.2	7	4	4	0	0	5-1	0	0	0	.318

Conner, Seth

INFIELDER

HT: 6-2; **WT:** 205... **B-T:** R-R... **BORN:** 29 Jan 92, Rogersville, MO... **RESIDES:** Rogersville, MO... **EDUCATION:** Logan-Rogersville High School... **TRANSACTIONS:** Selected by the Toronto Blue Jays in the 41st round of the 2010 June draft... Signed on August 16, 2010... **Signed By:** Darin Vaughan

Contreras, Ivan

INFIELDER

HT: 5-9; **WT:** 155... **B-T:** S-R... **BORN:** 03 Jan 87, Santo Domingo, DR... **RESIDES:** Santo Domingo, DR... **TRANSACTIONS:** Signed as a non-drafted free agent by the Anaheim Angels on May 24, 2005... Selected in the minor league phase of the Rule 5 Draft by the Toronto Blue Jays on December 9, 2010… **Signed By:** Leo Perez

YR	Club & League	AVG	G	AB	R	H	2B	3B	HR	RBI	SH-SF	HB	BB-IB	SO	SB-CS	SLUG	OBP
2005	DSL (DSL)	.215	55	172	41	37	10	4	0	23	3-1	3	48-0	35	28-6	.320	.393
2006	DSL (DSL)	.255	58	196	39	50	8	10	1	15	6-2	1	27-0	41	8-4	.413	.345
2007	AZL (AZL)	.311	49	222	41	69	8	8	1	32	3-1	1	14-0	42	21-8	.432	.353
2008	Cedar Rapids (MID)	.189	22	74	8	14	3	2	2	5	0-0	0	2-0	15	1-3	.365	.211
	Orem (PIO)	.286	62	234	52	67	12	5	0	24	2-3	1	28-0	59	14-3	.380	.361
2009	Arkansas (TEX)	.261	54	142	16	37	4	1	0	9	4-1	1	10-0	30	4-3	.303	.312
2010	Rancho Cucamonga (CAL)	.244	14	45	6	11	3	1	0	3	3-0	0	4-0	8	1-0	.356	.306
	Cedar Rapids (MID)	.233	8	30	9	7	4	1	0	3	0-0	0	7-0	9	4-0	.433	.378
	Arkansas (TEX)	.272	31	92	10	25	4	3	0	3	1-0	0	4-0	19	1-3	.380	.302
Minor Totals		.263	353	1207	222	317	56	35	4	117	22-8	7	144-0	258	82-30	.377	.343

Crabbe, Callix

INFIELDER

HT: 5-8; **WT:** 190... **B-T:** S-R... **BORN:** 14 Feb 83, St. Thomas, Virgin Islands, USA... **RESIDES:** Brandon, FL... **EDUCATION:** Florida Manatee-Sarasota College... **TRANSACTIONS:** Selected by the Milwaukee Brewers in the 12th round of the 2002 June draft... Signed on June 10, 2002... Selected in the Rule 5 Draft by the San Diego Padres on December 6, 2007... Returned to the Milwaukee Brewers on May 16, 2008... Signed by the Seattle Mariners on December 4, 2008... Signed by the Toronto Blue Jays on January 5, 2010... **Signed By:** Tom McNamara

YR	Club & League	AVG	G	AB	R	H	2B	3B	HR	RBI	SH-SF	HB	BB-IB	SO	SB-CS	SLUG	OBP
2002	Ogden (PIO)	.328	67	250	55	82	16	4	4	38	2-1	5	29-0	34	22-9	.472	.407
2003	Beloit (MID)	.260	129	465	79	121	25	6	1	46	18-3	3	68-0	52	25-9	.346	.356
2004	High Desert (CAL)	.291	132	540	89	157	26	11	7	61	4-4	8	59-0	64	34-11	.419	.367
2005	Huntsville (SOU)	.243	119	387	42	94	15	4	1	33	20-1	2	65-4	65	18-6	.310	.354
2006	Huntsville (SOU)	.267	129	472	59	126	18	2	5	46	16-5	7	71-2	62	32-13	.345	.368
2007	Nashville (PCL)	.287	130	457	84	131	23	9	9	38	8-6	3	67-2	70	17-14	.435	.377
2008	Nashville (PCL)	.270	69	204	32	55	9	3	1	18	5-4	1	40-0	41	9-5	.358	.386
	SAN DIEGO (NL)	.176	21	34	4	6	1	0	0	2	0-0	1	4-0	6	1-0	.206	.282
2009	Tacoma (PCL)	.210	75	238	25	50	10	4	3	27	8-3	4	29-0	34	3-5	.324	.303
	West Tenn Diamond (SOU)	.212	36	118	21	25	4	0	0	6	2-0	0	23-0	13	4-2	.246	.340
2010	Las Vegas (PCL)	.200	10	30	8	6	0	0	0	3	0-0	0	6-0	9	1-0	.200	.333
	New Hampshire (EAS)	.225	81	285	45	64	16	1	4	27	6-2	5	31-0	57	19-6	.330	.310
Minor Totals		.264	977	3446	539	911	162	44	35	343	89-29	38	488-8	501	184-80	.367	.359
MAJOR TOTALS		.176	21	34	4	6	1	0	0	2	0-0	1	4-0	6	1-0	.206	.282

Crawford, Evan

PITCHER

HT: 6-2; **WT:** 190... **B-T:** R-L... **BORN:** 02 Sep 86, Pratville, AL... **RESIDES:** Auburn, AL... **EDUCATION:** Auburn University... **TRANSACTIONS:** Selected by the Toronto Blue Jays in the 8th round of the 2008 June draft... Signed June 11, 2008... **Signed By:** Rob St. Julien

YR	Club & League	W-L	ERA	G	GS	CG	SHO	SV	IP	H	R	ER	HR	HB	BB-IB	SO	WP	BK	OBA
2008	Auburn (NYP)	0-2	3.03	13	5	0	0	0	29.2	21	13	10	0	4	16-0	23	4	0	.193
2009	Auburn (NYP)	1-5	4.06	14	14	1	0	0	57.2	60	35	26	1	3	31-1	38	3	0	.269
2010	Lansing (MID)	3-2	4.01	16	7	0	0	0	49.1	51	24	22	2	3	20-0	39	4	1	.273
	Dunedin (FSL)	1-2	2.04	23	0	0	0	3	35.1	31	11	8	0	2	14-1	33	3	0	.237
Minor Totals		5-11	3.45	66	26	1	0	3	172.0	163	83	66	3	12	81-2	133	14	1	.251

Crouse, Michael

OUTFIELDER

HT: 6-4; **WT:** 205... **B-T:** R-R... **BORN:** 11 Nov 90, Port Moody, BC, Canada... **RESIDES:** Port Moody, BC, Canada... **EDUCATION:** Centennial SS... **TRANSACTIONS:** Selected by the Toronto Blue Jays in the 16th round of the 2008 June draft... Signed on June 9, 2008... **Signed By:** Don Cowan & Kevin Briand

YR	Club & League	AVG	G	AB	R	H	2B	3B	HR	RBI	SH-SF	HB	BB-IB	SO	SB-CS	SLUG	OBP
2008	BlueJays (GCL)	.133	7	15	2	2	0	1	0	0	1-0	1	3-0	7	1-1	.267	.316
2009	BlueJays (GCL)	.218	55	188	28	41	9	4	2	17	0-1	2	23-1	53	25-5	.340	.308
2010	BlueJays (GCL)	.333	28	96	17	32	7	3	4	20	0-0	2	9-0	32	9-6	.594	.402
	Lansing (MID)	.216	28	88	11	19	5	2	2	9	1-1	1	14-0	35	5-2	.386	.327
Minor Totals		.243	118	387	58	94	21	10	8	46	2-2	6	49-1	127	40-14	.411	.336

Daly, Matthew

PITCHER

HT: 5-11; **WT:** 185... **B-T:** R-R... **BORN:** 14 Aug 86, Yorba Linda, CA... **RESIDES:** Honolulu, HI... **EDUCATION:** University of Hawaii... **TRANSACTIONS:** Selected by the Toronto Blue Jays in the 13th round of the 2008 June draft... Signed June 9, 2008... **Signed By:** Demerius Pittman

YR	Club & League	W-L	ERA	G	GS	CG	SHO	SV	IP	H	R	ER	HR	HB	BB-IB	SO	WP	BK	OBA
2008	Auburn (NYP)	2-2	1.46	23	0	0	0	5	24.2	19	6	4	0	3	10-1	28	4	0	.204
2009	Lansing (MID)	1-5	1.95	44	0	0	0	19	50.2	35	13	11	0	1	20-2	54	9	0	.188
	Dunedin (FSL)	0-0	0.00	8	0	0	0	1	9.1	4	0	0	0	0	4-1	11	1	0	.129
2010	Dunedin (FSL)	2-2	2.50	56	0	0	0	31	57.2	45	19	16	2	1	23-1	63	4	0	.214
Minor Totals		5-9	1.96	131	0	0	0	56	142.1	103	38	31	2	5	57-5	156	18	0	.198

De La Cruz, Aderly

PITCHER

HT: 6-3; **WT:** 160... **B-T:** R-R... **BORN:** 20 Oct 92, Santo Domingo, DR... **RESIDES:** Santo Domingo, DR... **TRANSACTIONS:** Signed by the Toronto Blue Jays as a non-drafted free agent on November 2, 2009... **Signed By:** Lorenzo Perez

De La Cruz, Maydawin

OUTFIELDER

HT: 6-1; **WT:** 200... **B-T:** L-L... **BORN:** 16 Jul 93, Santo Domingo, DR... **RESIDES:** Bani, DR... **TRANSACTIONS:** Signed by the Toronto Blue Jays as a non-drafted free agent on December 16, 2009... **Signed By:** Hilario Soriano

YR	Club & League	AVG	G	AB	R	H	2B	3B	HR	RBI	SH-SF	HB	BB-IB	SO	SB-CS	SLUG	OBP
2010	DSL (DSL)	.092	23	65	2	6	0	0	0	1	0-0	3	6-0	29	1-0	.092	.203
Minor Totals		.092	23	65	2	6	0	0	0	1	0-0	3	6-0	29	1-0	.092	.203

Del Campo, Jonathan

INFIELDER

HT: 6-2; **WT:** 185... **B-T:** S-R... **BORN:** 18 May 88, Yuma, AZ... **RESIDES:** Yuma, AZ... **EDUCATION:** Cibola High School... **TRANSACTIONS:** Selected by the Toronto Blue Jays in the 20th round of the 2006 June draft... Signed on July 3, 2006... **Signed By:** Dan Cholowsky

YR	Club & League	AVG	G	AB	R	H	2B	3B	HR	RBI	SH-SF	HB	BB-IB	SO	SB-CS	SLUG	OBP
2006	Pulaski (APP)	.206	26	63	4	13	0	0	1	4	0-0	0	11-1	12	0-1	.254	.324
2007	BlueJays (GCL)	.337	27	95	19	32	11	1	1	17	0-1	0	12-0	28	2-0	.505	.407
2008	Auburn (NYP)	.266	57	188	26	50	14	3	2	16	1-0	0	21-1	51	3-2	.404	.340
2009	Lansing (MID)	.212	31	118	12	25	4	2	0	8	0-0	0	4-0	16	0-0	.280	.238
	BlueJays (GCL)	.067	5	15	1	1	0	1	0	2	0-0	0	1-0	4	0-1	.200	.125
	Auburn (NYP)	.105	7	19	1	2	0	1	0	1	0-0	0	1-0	6	0-1	.211	.150
2010	Dunedin (FSL)	.258	28	89	10	23	5	0	2	7	0-0	0	4-1	22	3-1	.382	.290
	Lansing (MID)	.300	17	70	8	21	6	0	1	11	1-1	0	3-0	13	3-1	.429	.324
Minor Totals		.254	198	657	81	167	40	8	7	66	2-2	0	57-3	152	11-7	.371	.313

Delgado, John

INFIELDER

HT: 6-3; **WT:** 210... **B-T:** R-R... **BORN:** 10 Sep 90, La Guaira, Vargas, VZ... **RESIDES:** La Guaira, Vargas, VZ... **TRANSACTIONS:** Signed as a non-drafted free agent by the Blue Jays on January 2, 2008... **Signed By:** Rafael Moncada

YR	Club & League	AVG	G	AB	R	H	2B	3B	HR	RBI	SH-SF	HB	BB-IB	SO	SB-CS	SLUG	OBP
2008	DSL BlueJays2 (DSL)	.243	57	173	17	42	8	0	1	14	3-1	1	37-0	31	0-1	.306	.377
2009	DSL (DSL)	.235	52	166	21	39	5	2	1	25	0-5	0	19-1	25	0-1	.307	.305
2010	DSL (DSL)	.292	42	130	12	38	8	0	1	17	0-0	2	8-0	11	1-1	.377	.343
Minor Totals		.254	151	469	50	119	21	2	3	56	3-6	3	64-1	67	1-3	.326	.343

DeLucia, Dan

PITCHER

HT: 6-4; **WT:** 220... **B-T:** L-L... **BORN:** 01 Jun 85, Sringfield, OH... **RESIDES:** Columbus, OH... **EDUCATION:** Ohio St. Uuniversity... **TRANSACTIONS:** Selected by the Detroit Tigers in the 35th round of the 2008 June draft... Signed June 11, 2008... Signed by the Toronto Blue Jays on May 1, 2009... **Signed By:** Tom Osowski

YR	Club & League	W-L	ERA	G	GS	CG	SHO	SV	IP	H	R	ER	HR	HB	BB-IB	SO	WP	BK	OBA
2008	Oneonta (NYP)	2-2	1.95	15	3	0	0	1	37.0	31	11	8	1	0	13-0	32	3	0	.220
2009	Blue Jays (GULF)	0-0	0.00	2	0	0	0	0	3.0	3	0	0	0	0	1-0	3	0	0	.273
	Dunedin (FSL)	1-3	2.36	20	0	0	0	1	26.2	26	8	7	0	1	11-2	16	0	0	.263
2010	Dunedin (FSL)	4-2	3.38	29	1	0	0	0	48.0	58	23	18	2	1	17-4	44	0	0	.299
Minor Totals		7-7	2.59	66	4	0	0	2	114.2	118	42	33	3	2	42-6	95	3	0	.265

Diaz, Misaul

PITCHER

HT: 6-3; **WT:** 172 ... **B-T:** R-R... **BORN:** 20 Dec 89, Villa Tapia, DR... **RESIDES:** Santo Domingo, DR... **TRANSACTIONS:** Signed as a non-drafted free agent by the Toronto Blue Jays on March 7, 2008... **Signed By:** Hilario Soriano & Lorenzo Perez

YR	Club & League	W-L	ERA	G	GS	CG	SHO	SV	IP	H	R	ER	HR	HB	BB-IB	SO	WP	BK	OBA
2008	Toronto 2 (DSL)	1-5	6.21	13	4	0	0	1	37.2	44	33	26	1	4	16-0	32	2	0	.284
2009	Toronto (DSL)	5-3	2.11	14	0	0	0	1	42.2	35	16	10	1	12	12-0	50	5	1	.217
2010	BlueJays (GCL)	0-4	2.52	8	8	0	0	0	35.2	27	11	10	0	0	7-0	33	1	1	.208
	Auburn (NYP)	1-1	2.78	5	5	0	0	0	22.2	20	8	7	0	1	4-0	23	1	0	.227
Minor Totals		7-13	3.44	40	17	0	0	2	138.2	126	68	53	2	17	39-0	138	9	2	.236

Dominguez, Oliver

INFIELDER

HT: 5-10; **WT:** 150... **B-T:** S-R... **BORN:** 23 Apr 89, Santo Domingo, DR... **RESIDES:** Higuey, DR... **TRANSACTIONS:** Signed as a non-drafted free agent by the Toronto Blue Jays on April 27, 2006... **Signed By:** Hilario Soriano

YR	Club & League	AVG	G	AB	R	H	2B	3B	HR	RBI	SH-SF	HB	BB-IB	SO	SB-CS	SLUG	OBP
2006	DSL (DSL)	.154	49	136	15	21	4	0	0	13	2-1	5	19-0	36	6-3	.184	.280
2007	Injured – Did Not Play																
2008	DSL BlueJays2 (DSL)	.305	69	266	49	81	22	3	5	39	0-5	3	45-1	57	9-3	.466	.404
2009	BlueJays (GCL)	.225	49	142	17	32	6	0	3	16	2-1	0	15-0	32	13-0	.331	.297
2010	New Hampshire (EAS)	.000	2	2	0	0	0	0	0	0	0-0	0	0-0	2	0-0	.000	.000
	Auburn (NYP)	.241	57	199	39	48	12	1	3	21	5-1	2	32-0	48	14-2	.357	.350
	Lansing (MID)	.264	41	110	22	29	6	0	3	14	2-1	1	21-0	19	11-4	.400	.383
Minor Totals		.247	267	855	142	211	50	4	14	103	11-9	11	132-1	194	53-12	.364	.352

Durham, Lance

OUTFIELDER

HT: 5-11; **WT:** 210... **B-T:** L-R... **BORN:** 20 Feb 88, Cincinnati, OH... **RESIDES:** Cincinnati, OH... **EDUCATION:** Eastern Michigan University... **TRANSACTIONS:** Selected by the Toronto Blue Jays in the 14th round of the 2009 June draft... Signed on June 15, 2009... **Signed By:** Kevin Briand

YR	Club & League	AVG	G	AB	R	H	2B	3B	HR	RBI	SH-SF	HB	BB-IB	SO	SB-CS	SLUG	OBP
2009	Auburn (NYP)	.221	63	217	21	48	8	1	4	23	1-2	4	21-0	67	2-0	.323	.299
2010	Auburn (NYP)	.256	62	203	34	52	14	1	9	35	0-0	2	35-0	72	1-1	.468	.371
Minor Totals		.238	125	420	55	100	22	2	13	58	1-2	6	56-0	139	3-1	.393	.335

Dyson, Sam

PITCHER

HT: 6-2; **WT:** 205... **B-T:** R-R... **BORN:** 07 May 88, Tampa, FL... **RESIDES:** Tampa, FL... **EDUCATION:** University of South Carolina Columbia... **TRANSACTIONS:** Selected by the Toronto Blue Jays in the 4th round of the 2010 June draft... Signed on August 16, 2010... **Signed By:** John Hendricks

Eiland, Eric

OUTFIELDER

HT: 6-2; **WT:** 200... **B-T:** L-L... **BORN:** 16 Sep 88, Missouri City, TX... **RESIDES:** Missouri City, TX... **EDUCATION:** Lamar High School... **TRANSACTIONS:** Selected by the Toronto Blue Jays in the 2nd round of the 2007 June draft... Signed on June 14, 2007... **Signed By:** Andy Beene

YR	Club & League	AVG	G	AB	R	H	2B	3B	HR	RBI	SH-SF	HB	BB-IB	SO	SB-CS	SLUG	OBP
2007	BlueJays (GCL)	.216	51	176	22	38	7	1	1	14	0-1	4	22-0	62	16-1	.284	.315
2008	Lansing (MID)	.233	74	249	32	58	14	2	0	22	1-4	3	37-0	80	23-1	.305	.334
2009	Auburn (NYP)	.194	66	217	19	42	7	2	1	15	1-0	3	26-0	95	13-5	.258	.289
2010	Lansing (MID)	.232	99	323	42	75	13	5	0	31	3-3	4	44-0	71	20-10	.303	.329
Minor Totals		.221	290	965	115	213	41	10	2	82	5-8	14	129-0	308	72-17	.290	.319

Elliott, Drew

PITCHER

HT: 6-3... WT: 215... **B-T:** L-L... **BORN:** 02 Aug 88, Anderson, SC... **RESIDES:** Anderson, SC... **EDUCATION:** Lander University... **TRANSACTIONS:** Signed by the Toronto Blue Jays as a non-drafted free agent on June 15, 2010... **Signed By:** John Hendricks

YR	Club & League	W-L	ERA	G	GS	CG	SHO	SV	IP	H	R	ER	HR	HB	BB-IB	SO	WP	BK	OBA
2010	BlueJays (GCL)	0-0	3.24	14	0	0	0	1	16.2	16	6	6	1	1	8-0	22	1	1	.258
Minor Totals		0-0	3.24	14	0	0	0	1	16.2	16	6	6	1	1	8-0	22	1	1	.258

Escalante, Alesone

PITCHER

HT: 6-4; **WT:** 180... **B-T:** S-R... **BORN:** 29 Aug 88, Maracay, Aragua, VZ... **RESIDES:** Maracay, Aragua, VZ... **TRANSACTIONS:** Signed as a non-drafted free agent by the Toronto Blue Jays on July 16, 2006... **Signed By:** Rafael Mancada

YR	Club & League	AVG	G	AB	R	H	2B	3B	HR	RBI	SH-SF	HB	BB-IB	SO	SB-CS	SLUG	OBP
2007	DSL BlueJays1 (DSL)	.225	56	182	19	41	4	0	0	20	1-1	3	28-0	46	5-3	.247	.336
2008	DSL BlueJays1 (DSL)	.178	62	174	29	31	3	1	0	14	3-0	0	33-0	60	7-5	.207	.309
Minor Totals		.202	118	356	48	72	7	1	0	34	4-1	3	61-0	106	12-8	.228	.323

YR	Club & League	W-L	ERA	G	GS	CG	SHO	SV	IP	H	R	ER	HR	HB	BB-IB	SO	WP	BK	OBA
2009	Toronto (DSL)	5-1	2.45	18	0	0	0	5	36.2	35	12	10	0	1	6-1	32	3	1	.250
2010	BlueJays (GCL)	6-1	1.77	20	0	0	0	1	35.2	26	13	7	2	3	14-0	27	2	3	.203
Minor Totals		11-2	2.12	38	0	0	0	6	72.1	61	25	17	2	4	20-1	59	5	4	.228

Etsrada, Deivy

PITCHER

HT: 6-1... WT: 170... **B-T:** L-L... **BORN:** 22 Aug 92, Valencia, Carabobo, VZ... **RESIDES:** Valencia, Carabobo, VZ... **TRANSACTIONS:** Signed as a non-drafted free agent by the Toronto Blue Jays on November 9, 2008... **Signed By:** Rafael Moncada

YR	Club & League	W-L	ERA	G	GS	CG	SHO	SV	IP	H	R	ER	HR	HB	BB-IB	SO	WP	BK	OBA
2009	Toronto (DSL)	1-0	2.66	13	10	0	0	0	44.0	40	13	13	1	4	13-0	48	1	2	.244
2010	BlueJays (GCL)	4-3	3.02	12	8	0	0	0	53.2	55	23	18	4	2	21-0	42	0	2	.259
Minor Totals		5-3	2.86	25	18	0	0	0	97.2	95	36	31	5	6	34-0	90	1	4	.253

Etheridge, Wes

PITCHER

HT: 6-0... WT: 175... **B-T:** R-R... **BORN:** 12 Aug 84, Los Alamitos, CA... **RESIDES:** Huntington Beach, CA... **EDUCATION:** UC Irvine University... **TRANSACTIONS:** Selected by the Milwaukee Brewers in the 12th round of the 2007 June Draft... Signed on June 21, 2007… Signed by the Toronto Blue Jays on November 28, 2010… **Signed By:** Josh Belovsky

YR	Club & League	W-L	ERA	G	GS	CG	SHO	SV	IP	H	R	ER	HR	HB	BB-IB	SO	WP	BK	OBA
2007	Helena (Pio)	0-3	15.43	5	0	0	0	0	4.2	10	9	8	2	0	4-0	5	0	0	.435
2008	Brewers (Ariz)	0-0	0.00	1	0	0	0	0	1.0	0	0	0	0	0	0-0	1	0	0	.000
	West Virginia (SAL)	0-1	5.14	20	0	0	0	4	35.0	32	21	20	3	1	9-2	29	0	0	.246
Minor Totals		0-4	6.20	26	0	0	0	4	40.2	42	30	28	5	1	11-2	35	0	0	.227

Everts, Clint

PITCHER

HT: 6-2... WT: 195... **B-T:** S-R... **BORN:** 10 Aug 84, Houston, TX... **RESIDES:** Cypress, TX... **EDUCATION:** Cypress Falls High School... **TRANSACTIONS:** Selected by the Montreal Expos in the 1st round (5th overall) of the 2002 June Draft... Signed on August 24, 2002… Signed by the New York Mets on March 3, 2010… Traded to the Toronto Blue Jays on June 26, 2010… **Signed By:** Ray Corbett

YR	Club & League	W-L	ERA	G	GS	CG	SHO	SV	IP	H	R	ER	HR	HB	BB-IB	SO	WP	BK	OBA
2003	Vermont Lake (NYP)	2-4	4.17	10	10	0	0	0	54.0	49	26	25	4	4	35-0	50	7	0	.247
	Savannah Sand (SAL)	0-3	3.46	5	5	0	0	0	26.0	23	13	10	1	2	10-0	21	2	0	.230
2004	Savannah Sand (SAL)	7-3	2.49	17	17	1	1	0	90.1	67	29	25	3	6	21-0	103	6	0	.208
	Brevard County (FSL)	2-2	2.25	4	4	0	0	0	20.0	16	5	5	2	0	10-0	19	0	0	.239
2005	Nationals (GCL)	0-1	3.38	7	7	0	0	0	16.0	18	9	6	0	2	8-0	15	1	0	.269
	Vermont Lake (NYP)	0-1	3.79	8	1	0	0	0	19.0	21	12	8	0	2	12-0	21	4	0	.266
2006	Potomac (CAR)	5-10	6.00	20	19	0	0	0	90.0	96	69	60	11	2	53-0	92	10	0	.264
2007	Potomac (CAR)	4-10	4.81	38	12	0	0	2	97.1	102	62	52	8	5	56-0	78	5	0	.272
2008	Hagerstown (SAL)	0-2	4.63	8	0	0	0	2	11.2	7	7	6	0	1	9-0	10	2	0	.163
	Potomac (CAR)	4-2	4.80	30	1	0	0	3	69.1	74	41	37	7	9	30-1	75	3	0	.269
2009	Potomac (CAR)	3-0	0.90	13	0	0	0	2	20.0	14	4	2	2	3	5-1	26	1	0	.194
	Harrisburg (EAS)	3-1	1.53	20	0	0	0	4	29.1	21	7	5	0	3	11-4	31	1	0	.206
	Syracuse (INT)	2-0	3.38	11	0	0	0	0	10.2	14	4	4	1	0	10-0	11	2	0	.341
2010	Binghamton (EAS)	3-1	6.94	26	0	0	0	2	35.0	46	28	27	3	5	21-3	37	4	0	.317
	New Hampshire (EAS)	1-0	4.38	15	3	0	0	0	39.0	36	19	19	3	3	27-1	30	4	0	.254
Minor Totals		36-40	4.17	232	79	1	1	15	627.2	604	335	291	45	47	318-10	619	52	0	.253

Feliz, Angel

OUTFIELDER

HT: 6-1; **WT:** 200... **B-T:** R-R... **BORN:** 21 Aug 91, Santo Domingo, DR... **RESIDES:** Santo Domingo, DR... **TRANSACTIONS:** Signed by the Toronto Blue Jays as a non-drafted free agent on December 16, 2009... **Signed By:** Miguel Bernard

YR	Club & League	AVG	G	AB	R	H	2B	3B	HR	RBI	SH-SF	HB	BB-IB	SO	SB-CS	SLUG	OBP
2010	DSL (DSL)	.180	37	111	8	20	2	1	0	11	0-3	3	16-1	37	0-3	.216	.293
Minor Totals		.180	37	111	8	20	2	1	0	11	0-3	3	16-1	37	0-3	.216	.293

Fermin, Andy

INFIELDER

HT: 6-0... WT: 180... **B-T:** L-R... **BORN:** 27 Jul 89, Marianna, FL... **RESIDES:** Santiago, DR... **EDUCATION: Chipola Junior College… TRANSACTIONS:** Selected by the Toronto Blue Jays in the 32nd round of the 2010 June Draft... Signed on June 15, 2010… **Signed By:** Cliff Pastornicky

YR	Club & League	AVG	G	AB	R	H	2B	3B	HR	RBI	SH-SF	HB	BB-IB	SO	SB-CS	SLUG	OBP
2010	BlueJays (GCL)	.462	7	26	4	12	3	0	0	5	0-0	1	4-0	2	0-0	.577	.548
	Auburn (NYP)	.273	45	150	13	41	9	0	1	20	1-1	2	15-0	28	0-0	.353	.345
Minor Totals		.301	52	176	17	53	12	0	1	25	1-1	3	19-0	30	0-0	.386	.377

Fields, Matt

PITCHER

HT: 6-3... WT: 190... **B-T:** R-R... **BORN:** 10 Jul 86, Everett, WA... **RESIDES:** Everett, WA... **EDUCATION:** Gonzaga University... **TRANSACTIONS:** Selected by the Toronto Blue Jays in the 22nd round of the 2009 June Draft... Signed on June 14, 2009... **Signed By:** Chris Bacerra

YR	Club & League	W-L	ERA	G	GS	CG	SHO	SV	IP	H	R	ER	HR	HB	BB-IB	SO	WP	BK	OBA
2009	Blue Jays (GULF)	0-0	1.22	14	9	0	0	0	51.2	35	9	7	1	1	6-0	54	2	0	.192
2010	Lansing (MID)	5-7	4.14	19	19	0	0	0	100.0	120	59	46	5	3	19-0	61	6	0	.297
Minor Totals		5-7	3.15	33	28	0	0	0	151.2	155	68	53	6	4	25-0	115	8	0	.265

Frias, Christian

INFIELDER

HT: 5-10... WT: 170... **B-T:** S-R... **BORN:** 19 Jul 89, Guayama, PR... **RESIDES:** Salinas, PR... **EDUCATION: University of Rio Grande… TRANSACTIONS:** Signed by the Toronto Blue Jays as a non-drafted free agent on July 30, 2010… **Signed By:** Nick Manno

YR	Club & League	AVG	G	AB	R	H	2B	3B	HR	RBI	SH-SF	HB	BB-IB	SO	SB-CS	SLUG	OBP
2010	BlueJays (GCL)	.000	3	3	1	0	0	0	0	1	0-1	0	1-0	0	0-0	.000	.200
Minor Totals		.000	3	3	1	0	0	0	0	1	0-1	0	1-0	0	0-0	.000	.200

Fuenmayor, Balbino

INFIELDER

HT: 6-2... WT: 195... **B-T:** R-R... **BORN:** 26 Nov 89, Valencia Edo Carabobo, VZ... . **RESIDES:** Guigue, Carabobo, VZ... **TRANSACTIONS:** Signed as a non-drafted free agent by the Toronto Blue Jays on August 23, 2006... **Signed By:** Rafael Moncada

YR	Club & League	AVG	G	AB	R	H	2B	3B	HR	RBI	SH-SF	HB	BB-IB	SO	SB-CS	SLUG	OBP
2007	BlueJays (GCL)	.174	48	178	13	31	5	2	1	12	0-2	5	12-0	68	0-0	.242	.244
2008	BlueJays (GCL)	.307	50	179	25	55	14	2	3	26	0-2	5	11-2	48	0-3	.458	.360
2009	Lansing (MID)	.263	113	419	43	110	21	3	8	54	1-4	2	9-0	119	1-3	.384	.279
2010	Lansing (MID)	.220	100	346	32	76	20	3	9	46	0-3	3	20-0	123	0-0	.373	.266
Minor Totals		.242	311	1122	113	272	60	10	21	138	1-11	15	52-2	358	1-6	.370	.282

Gailey, Frank

PITCHER

HT: 5-11... WT: 185... **B-T:** L-L... **BORN:** 18 Nov 85, Philadelphia, PA... **RESIDES:** Philadelphia, PA... **EDUCATION:** West Chester University... **TRANSACTIONS:** Selected by the Toronto Blue Jays in 23rd round of 2007 June draft... Signed June 13, 2007... **Signed By:** Tom Burns

YR	Club & League	W-L	ERA	G	GS	CG	SHO	SV	IP	H	R	ER	HR	HB	BB-IB	SO	WP	BK	OBA
2007	Blue Jays (GULF)	4-2	2.45	18	0	0	0	1	33.0	30	9	9	2	1	6-0	28	2	0	.240
2008	Auburn (NYP)	0-1	1.93	3	0	0	0	0	4.2	3	1	1	0	0	1-1	5	0	0	.176
	Lansing (MID)	5-0	1.26	20	0	0	0	1	35.2	19	5	5	2	4	8-0	40	2	0	.153
2009	Lansing (MID)	3-2	1.93	44	0	0	0	1	65.1	48	17	14	2	5	23-1	60	3	1	.202
2010	Dunedin (FSL)	6-4	2.55	45	1	0	0	0	91.2	87	28	26	2	3	10-0	99	7	0	.246
Minor Totals		18-9	2.15	130	1	0	0	3	230.1	187	60	55	8	13	48-2	232	14	1	.218

Garcia, Dumas

PITCHER

HT: 6-2... WT: 160... **B-T:** R-R... **BORN:** 07 Jul 83, Tulia, Colombia... **RESIDES:** Tulia, Colombia... **TRANSACTIONS:** Signed by the Seattle Mariners as a non-drafted free agent on January 29, 2002... Signed by the Chicago Cubs on September 27, 2007... Traded to the Toronto Blue Jays on April 29, 2009... **Signed By:** Curtis Wallace

YR	Club & League	W-L	ERA	G	GS	CG	SHO	SV	IP	H	R	ER	HR	HB	BB-IB	SO	WP	BK	OBA
2002	Aguirre (VSL)	3-2	1.22	16	4	1	0	0	44.1	22	10	6	0	3	23-0	40	2	0	.148
2003	Aguirre (VSL)	2-1	1.56	7	7	0	0	0	40.1	16	7	7	1	3	26-0	27	0	0	.137
2007	Sth Georgia (AZMX)	7-4	3.44	20	14	0	0	1	81.0	69	36	31	3	13	39-0	71	5	0	.232
2008	Daytona (FSL)	3-0	2.33	19	0	0	0	5	27.0	13	7	7	0	3	10-0	22	2	0	.143
	Tennessee (SOU)	2-2	2.89	30	0	0	0	2	43.2	32	16	14	3	6	23-1	36	3	0	.205
	Iowa (PCL)	0-0	9.00	3	0	0	0	0	4.0	5	4	4	1	0	3-0	6	0	0	.294
2009	Dunedin (FSL)	6-2	2.20	38	1	0	0	2	45.0	39	21	11	1	5	18-0	36	5	1	.234
	Las Vegas (PCL)	0-0	4.15	2	0	0	0	0	4.1	4	2	2	0	0	2-0	3	0	0	.267
2010	Dunedin (FSL)	3-5	3.58	30	1	0	0	1	50.1	55	25	20	2	4	21-3	38	3	0	.275
	New Hampshire (EAS)	0-0	10.38	6	0	0	0	0	8.2	11	10	10	2	2	11-0	7	1	0	.324
Minor Totals		19-12	2.72	151	13	1	0	10	267.2	197	102	81	10	26	137-4	215	16	1	.208

Garcia, Melvin

OUTFIELDER

HT: 6-0; **WT:** 175... **B-T:** R-R... **BORN:** 17 Sep 91, Bronx, NY... **RESIDES:** Bronx, NY... **EDUCATION:** James Monroe High School... **TRANSACTIONS:** Selected by the Toronto Blue Jays in the 33rd round of the 2010 June draft... Signed on June 15, 2010... **Signed By:** Michael Pesce

YR	Club & League	AVG	G	AB	R	H	2B	3B	HR	RBI	SH-SF	HB	BB-IB	SO	SB-CS	SLUG	OBP
2010	BlueJays (GCL)	.209	19	43	5	9	3	1	0	5	0-0	1	5-0	17	0-1	.326	.306
Minor Totals		.209	19	43	5	9	3	1	0	5	0-0	1	5-0	17	0-1	.326	.306

Garrett, Travis

PITCHER

HT: 5-11; **WT:** 205... **B-T:** R-R... **BORN:** 27 Oct 89, Long Beach, CA... **RESIDES:** Long Beach, CA... **EDUCATION:** Cypress Junior College... **TRANSACTIONS:** Selected by the Toronto Blue Jays in the 19th round of the 2010 June draft... Signed on June 15, 2010... **Signed By:** Chris Becerra

YR	Club & League	W-L	ERA	G	GS	CG	SHO	SV	IP	H	R	ER	HR	HB	BB-IB	SO	WP	BK	OBA
2010	Auburn (NYP)	4-3	4.05	20	0	0	0	0	26.2	29	17	12	0	3	13-2	31	4	0	.279
Minor Totals		4-3	4.05	20	0	0	0	0	26.2	29	17	12	0	3	13-2	31	4	0	.279

Ginley, Kyle

PITCHER

HT: 6-2; **WT:** 195... **B-T:** R-R... **BORN:** 01 Sep 86, St. Petersburg, FL... **RESIDES:** Dunnellon, FL... **EDUCATION:** St. Petersburg Junior College... **TRANSACTIONS:** Selected by the Toronto Blue Jays in the 17th round of the 2006 June draft... Signed on July 7, 2006... **Signed By:** Joel Grampietro

YR	Club & League	W-L	ERA	G	GS	CG	SHO	SV	IP	H	R	ER	HR	HB	BB-IB	SO	WP	BK	OBA
2006	Auburn (NYP)	1-0	0.00	2	1	0	0	0	10.0	5	0	0	0	0	5-0	6	1	0	.147
	Pulaski (APPY)	1-1	4.73	8	1	0	0	0	26.2	22	14	14	3	2	11-0	42	5	0	.222
2007	Lansing (MID)	7-6	4.73	26	26	0	0	0	121.2	142	81	64	11	11	41-0	129	6	0	.292
2008	Lansing (MID)	5-0	1.24	6	6	0	0	0	36.1	40	10	5	1	0	6-0	36	1	0	.280
	Dunedin (FSL)	7-7	4.68	17	16	1	0	0	77.0	90	45	40	7	8	32-0	55	1	0	.293
2009	Dunedin (FSL)	0-1	3.68	5	0	0	0	0	7.1	12	3	3	0	0	2-0	5	1	0	.364
2010								Injured – Did Not Play											
Minor Totals		21-15	4.06	64	50	1	0	0	279.0	311	153	126	22	21	97-0	273	15	0	.282

Glenn, Brad

OUTFIELDER

HT: 6-2; **WT:** 220... **B-T:** R-R... **BORN:** 02 Apr 87, Tuscan, AZ... **RESIDES:** Tuscon AZ... **EDUCATION:** Arizona University... **TRANSACTIONS:** Selected by the Toronto Blue Jays in the 23rd round of the 2009 June draft... Signed on June 14, 2009... **Signed By:** Dan Cholowsky

YR	Club & League	AVG	G	AB	R	H	2B	3B	HR	RBI	SH-SF	HB	BB-IB	SO	SB-CS	SLUG	OBP
2009	Auburn (NYP)	.221	64	213	27	47	14	0	8	38	0-2	4	18-0	68	4-2	.399	.291
2010	Lansing (MID)	.271	109	398	63	108	21	5	17	69	0-4	4	41-0	100	14-5	.477	.342
Minor Totals		.254	173	611	90	155	35	5	25	107	0-6	8	59-0	168	18-7	.450	.325

Goins, Ryan

INFIELDER

HT: 5-10; **WT:** 170... **B-T:** L-R... **BORN:** 13 Feb 88, Round Rock, TX... **RESIDES:** Dallas, TX... **EDUCATION:** Dallas Baptist University... **TRANSACTIONS:** Selected by the Toronto Blue Jays in the 4th round of the 2009 June draft... Signed on July 16, 2009... **Signed By:** Aaron Jersild

YR	Club & League	AVG	G	AB	R	H	2B	3B	HR	RBI	SH-SF	HB	BB-IB	SO	SB-CS	SLUG	OBP
2009	BlueJays (GCL)	.111	3	9	1	1	0	0	0	0	0-0	0	0-0	2	0-0	.111	.111
	Auburn (NYP)	.297	24	101	15	30	5	1	0	8	1-0	0	8-0	23	2-2	.366	.349
	Lansing (MID)	.198	19	81	6	16	4	0	0	9	0-1	0	7-0	23	1-2	.247	.258
2010	Lansing (MID)	.308	77	295	49	91	19	2	3	35	4-3	1	35-0	60	6-7	.417	.380
	Dunedin (FSL)	.205	47	166	8	34	9	0	0	18	3-2	0	11-0	33	1-1	.259	.251
Minor Totals		.264	170	652	79	172	37	3	3	70	8-6	1	61-0	141	10-12	.344	.325

Gomes, Yan

CATCHER

HT: 6-1; **WT:** 215... **B-T:** R-R... **BORN:** 19 Jul 87, Sao Paolo, Brazil... **RESIDES:** Miami, FL... **EDUCATION:** Barry University... **TRANSACTIONS:** Selected by the Toronto Blue Jays in the 10th round of the 2009 June draft... Signed on June 19, 2009... **Signed By:** Carlos Rodriguez

YR	Club & League	AVG	G	AB	R	H	2B	3B	HR	RBI	SH-SF	HB	BB-IB	SO	SB-CS	SLUG	OBP
2009	BlueJays (GCL)	.357	4	14	1	5	0	0	0	2	0-0	0	3-0	2	0-0	.357	.471
	Auburn (NYP)	.296	60	223	22	66	23	2	2	44	0-1	2	22-1	37	0-2	.444	.363
2010	Lansing (MID)	.231	7	26	2	6	2	0	0	8	0-2	0	3-0	11	0-0	.308	.290
	Dunedin (FSL)	.275	68	233	37	64	21	1	9	40	0-1	4	9-0	64	0-0	.489	.312
Minor Totals		.284	139	496	62	141	46	3	11	94	0-4	6	37-1	114	0-2	.456	.339

Gomez, Angel

OUTFIELDER

HT: 6-2; **WT:** 182... **B-T:** S-R... **BORN:** 12 Jan 92, San Lorenzo, PR... **RESIDES:** San Lorenzo, PR... **EDUCATION:** Maria Cruz Buitrago High School... **TRANSACTIONS:** Selected by the Toronto Blue Jays in the 23rd round of the 2010 June draft... Signed on June 14, 2010... **Signed By:** Jorge Rivera

YR	Club & League	AVG	G	AB	R	H	2B	3B	HR	RBI	SH-SF	HB	BB-IB	SO	SB-CS	SLUG	OBP
2010	BlueJays (GCL)	.074	15	27	1	2	0	0	0	1	0-0	2	1-0	7	0-1	.074	.167
Minor Totals		.074	15	27	1	2	0	0	0	1	0-0	2	1-0	7	0-1	.074	.167

Gonzalez, Aderlin

OUTFIELDER

HT: 6-2; **WT:** 208... **B-T:** R-R... **BORN:** 01 Mar 93, Bani, DR... **RESIDES:** Bani, DR... **TRANSACTIONS:** Signed by the Toronto Blue Jays as a non-drafted free agent on June 14, 2010... **Signed By:** Hilario Soriano

YR	Club & League	AVG	G	AB	R	H	2B	3B	HR	RBI	SH-SF	HB	BB-IB	SO	SB-CS	SLUG	OBP
2010	DSL (DSL)	.167	27	102	8	17	2	2	2	8	0-0	4	2-0	36	8-1	.284	.213
Minor Totals		.167	27	102	8	17	2	2	2	8	0-0	4	2-0	36	8-1	.284	.213

Gonzalez, Rey

PITCHER

HT: 5-11; **WT:** 180... **B-T:** R-R... **BORN:** 01 Nov 85, Villa Clara, Cuba... **RESIDES:** Key West, FL... **EDUCATION:** St. Petersburg Junior College... **TRANSACTIONS:** Selected by the Toronto Blue Jays in the 15th round of the 2005 June draft... Signed on June 12, 2005... **Signed By:** Joel Grampietro

YR	Club & League	W-L	ERA	G	GS	CG	SHO	SV	IP	H	R	ER	HR	HB	BB-IB	SO	WP	BK	OBA
2005	Pulaski (APP)	2-0	1.63	7	6	0	0	0	27.2	26	9	5	0	2	6-0	24	1	0	.243
2006	Pulaski (APP)	3-5	4.26	13	13	0	0	0	61.1	75	41	29	2	2	16-0	50	2	0	.301
2007	Lansing (MID)	9-7	3.53	20	20	1	1	0	114.2	121	55	45	4	3	30-0	71	1	0	.271
2008	Dunedin (FSL)	12-4	3.14	27	20	1	1	1	137.2	155	56	48	6	2	30-1	74	8	1	.287
2009	New Hampshire (EAS)	4-6	2.90	17	17	0	0	0	93.0	82	36	30	4	4	25-2	67	2	0	.236
2010	Las Vegas (PCL)	6-6	9.18	16	16	0	0	0	82.1	138	90	84	16	6	36-0	55	4	0	.374
	New Hampshire (EAS)	2-4	6.93	9	9	0	0	0	50.2	79	44	39	3	0	20-0	27	2	0	.357
Minor Totals		38-32	4.44	109	101	2	2	1	567.1	676	331	280	35	19	163-3	368	20	1	.296

Gracey, Scott

PITCHER

HT: 6-2; **WT:** 190... **B-T:** R-R... **BORN:** 15 Oct 86, Albuquerque, NM... **RESIDES:** Albuquerque, NM... **EDUCATION:** University of New Mexico... **TRANSACTIONS:** Selected by the Toronto Blue Jays in the 15th round of the 2008 June draft... Signed on June 10, 2008... **Signed By:** Dan Cholowsky

YR	Club & League	W-L	ERA	G	GS	CG	SHO	SV	IP	H	R	ER	HR	HB	BB-IB	SO	WP	BK	OBA
2008	Blue Jays (GULF)	0-1	3.00	10	6	0	0	0	24.0	19	9	8	0	4	15-0	22	7	0	.216
2009	Dunedin (FSL)	0-0	6.75	2	1	0	0	0	6.2	11	5	5	0	0	3-0	1	1	0	.393
	Auburn (NYP)	2-8	5.30	15	15	0	0	0	73.0	85	53	43	8	1	22-0	58	3	1	.283
2010	Auburn (NYP)	1-0	0.00	2	0	0	0	0	5.0	1	0	0	0	0	1-0	6	0	0	.059
	Lansing (MID)	0-0	5.28	31	1	0	0	0	59.2	75	42	35	2	2	21-1	41	6	0	.307
Minor Totals		2-9	4.86	27	22	0	0	0	103.2	115	67	56	8	5	40-0	81	11	1	.276

Griffith, Shawn

PITCHER

HT: 5-10; **WT:** 180... **B-T:** R-R... **BORN:** 24 May 87, St. Petersburg, FL... **RESIDES:** St. Petersburg, FL... **EDUCATION:** George Mason University... **TRANSACTIONS:** Selected by the Toronto Blue Jays in the 37th round of the 2009 June draft... Signed on June 14, 2009... **Signed By:** Tom Burns

YR	Club & League	W-L	ERA	G	GS	CG	SHO	SV	IP	H	R	ER	HR	HB	BB-IB	SO	WP	BK	OBA
2009	Blue Jays (GULF)	2-2	0.66	22	0	0	0	9	27.1	9	3	2	0	1	6-0	43	4	0	.102
	Auburn (NYP)	0-0	0.00	3	0	0	0	0	6.1	4	0	0	0	0	4-0	9	0	0	.182
2010	Dunedin (FSL)	0-0	2.25	4	0	0	0	0	4.0	3	1	1	1	0	1-0	4	0	0	.231
	Auburn (NYP)	2-4	4.91	20	1	0	0	1	36.2	25	22	20	4	4	23-1	47	4	0	.195
Minor Totals		4-6	2.78	49	1	0	0	10	74.1	41	26	23	5	5	34-1	103	8	0	.163

Guererro, Eyerys

PITCHER

HT: 6-3; **WT:** 208... **B-T:** R-R... **BORN:** 14 Oct 92, Bani, DR... **RESIDES:** Bani, DR... **TRANSACTIONS:** Signed by the Toronto Blue Jays as a non-drafted free agent on December 16, 2009... **Signed By:** Miguel Bernard

YR	Club & League	W-L	ERA	G	GS	CG	SHO	SV	IP	H	R	ER	HR	HB	BB-IB	SO	WP	BK	OBA
2010	DSL (DSL)	1-2	3.23	13	9	0	0	0	39.0	40	16	14	1	3	6-0	11	2	0	.267
Minor Totals		1-2	3.23	13	9	0	0	0	39.0	40	16	14	1	3	6-0	11	2	0	.267

Hage, Joseph

OUTFIELDER

HT: 6-0; **WT:** 180... **B-T:** R-R... **BORN:** 17 Feb 89, Coral Springs, FL... **RESIDES:** Coral Springs, FL... **EDUCATION:** M. Stoneman Douglas High School... **TRANSACTIONS:** Selected by the St. Louis Cardinals in the 23rd round of the June 2007 Draft... Signed on June 10, 2007... Signed by the Toronto Blue Jays on January 27, 2011… **Signed By:** Brian Hopkins

YR	Club & League	AVG	G	AB	R	H	2B	3B	HR	RBI	SH-SF	HB	BB-IB	SO	SB-CS	SLUG	OBP
2007	Cardinals (GCL)	.393	7	28	8	11	1	1	2	6	0-0	1	2-0	1	0-0	.714	.452
	Johnson City (Appy)	.208	49	168	19	35	6	0	0	11	0-0	1	12-0	18	2-2	.244	.273
2008	Cardinals (GCL)	.200	1	5	0	1	0	0	0	0	0-0	0	0-0	1	0-0	.200	.200
	Johnson City (Appy)	.272	37	158	19	43	5	0	1	17	3-0	1	5-0	27	4-6	.323	.299
2009	Cardinals (Gulf)	.311	16	45	7	14	5	0	0	7	0-1	1	3-1	7	0-0	.422	.360
	Johnson City (Appy)	.259	20	51	6	9	5	0	0	2	1-1	1	5-0	10	0-0	.275	.259
2010	Did Not Play																
Minor Totals		.248	130	455	59	113	22	1	3	43	4-2	7	27-1	64	6-8	.321	.299

Hawkins, Christopher

INFIELDER

HT: 6-2; **WT:** 195... **B-T:** L-R... **BORN:** 17 Aug 91, Sugar Hill, GA... **RESIDES:** Sugar Hill, GA... **EDUCATION:** North Gwinnett High School... **TRANSACTIONS:** Selected by the Toronto Blue Jays in the 3rd round of the June 2010 Draft... Signed on June 9, 2010... **Signed By:** Eric McQueen

YR	Club & League	AVG	G	AB	R	H	2B	3B	HR	RBI	SH-SF	HB	BB-IB	SO	SB-CS	SLUG	OBP
2010	BlueJays (GCL)	.255	46	157	29	40	9	3	0	15	1-0	1	15-0	37	8-3	.350	.324
Minor Totals		.255	46	157	29	40	9	3	0	15	1-0	1	15-0	37	8-3	.350	.324

Hernandez, Jesse

PITCHER

HT: 6-1; **WT:** 200... **B-T:** R-R... **BORN:** 23 Aug 88, Grand Rapids, MI... **RESIDES:** Kentwood, MI... EDUCATION: Central Michigan University… **TRANSACTIONS:** Signed as a non-drafted free agent by the Toronto Blue Jays on June 15, 2010... **Signed By:** Nick Manno

YR	Club & League	W-L	ERA	G	GS	CG	SHO	SV	IP	H	R	ER	HR	HB	BB-IB	SO	WP	BK	OBA
2010	BlueJays (GCL)	0-1	27.00	1	0	0	0	0	1.0	4	3	3	0	0	0-0	1	0	0	.571
	Auburn (NYP)	3-4	3.73	14	11	0	0	0	50.2	60	37	21	2	1	16-1	60	2	0	.287
Minor Totals		3-5	4.18	15	11	0	0	0	51.2	64	40	24	2	1	16-1	61	2	0	.296

Hernandez, Juan

PITCHER

HT: 6-0; **WT:** 178... **B-T:** L-L... **BORN:** 25 Oct 87, San Francisco de Macoris, DR... **RESIDES:** San Francisco de Macoris, DR... **TRANSACTIONS:** Signed as a non-drafted free agent by the Toronto Blue Jays on October 2, 2006... **Signed By:** Pedro Silverio

YR	Club & League	W-L	ERA	G	GS	CG	SHO	SV	IP	H	R	ER	HR	HB	BB-IB	SO	WP	BK	OBA
2005	Kansas City (DSL)	6-0	1.25	19	1	0	0	4	50.1	30	14	7	0	0	12-1	62	6	0	.164
2006	Injured - Did Not Play																		
2007	Toronto 2 (DSL)	4-6	4.30	14	13	0	0	0	75.1	76	43	36	4	6	21-0	60	12	1	.258
2008	Toronto 1 (DSL)	7-3	1.89	16	14	0	0	0	76.1	60	20	16	1	1	18-0	97	6	0	.214
2009	Blue Jays (GULF)	0-0	2.95	6	4	0	0	0	21.1	16	10	7	2	1	6-0	22	2	1	.200
2010	Dunedin (FSL)	0-0	6.00	2	0	0	0	0	3.0	3	2	2	0	0	3-0	3	0	0	.273
	Lansing (MID)	0-0	40.50	1	0	0	0	0	0.2	2	3	3	0	1	2-0	1	1	0	.500
	Auburn (NYP)	2-0	3.22	19	0	0	0	0	36.1	37	18	13	3	1	17-1	45	2	2	.253
Minor Totals		13-9	3.25	58	31	0	0	0	213.0	194	96	77	10	10	67-1	228	23	4	.238

Hernandez, Leonardo

CATCHER

HT: 5-11; **WT:** 180... **B-T:** R-R... **BORN:** 22 Feb 90, La Guaira, Vargas, VZ... **RESIDES:** Catia La Mar, Vargas, VZ... **TRANSACTIONS:** Signed as a non-drafted free agent by the Toronto Blue Jays on April 10, 2007... **Signed By:** Rafael Moncada

YR	Club & League	AVG	G	AB	R	H	2B	3B	HR	RBI	SH-SF	HB	BB-IB	SO	SB-CS	SLUG	OBP
2007	DSL BlueJays1 (DSL)	.261	46	176	16	46	4	0	0	18	2-0	3	14-0	34	1-1	.284	.326
2008	DSL BlueJays2 (DSL)	.256	44	164	15	42	4	1	0	26	1-1	0	12-0	13	2-1	.293	.305
2009	DSL (DSL)	.292	38	120	16	35	9	0	1	15	1-1	8	13-0	13	2-2	.392	.394
2010	DSL (DSL)	.207	41	121	5	25	5	0	0	14	0-2	1	8-0	17	0-0	.248	.258
Minor Totals		.255	169	581	52	148	22	1	1	73	4-4	12	47-0	77	5-4	.301	.321

Hernandez, Yudelmis

INFIELDER

HT: 6-4; **WT:** 205... **B-T:** R-R... **BORN:** 18 May 87, New Jersey, NJ... **RESIDES:** Miami, FL... **EDUCATION:** Barry University... **TRANSACTIONS:** Selected by the Toronto Blue Jays in the 38th round of the June 2009 Draft... Signed on June 14, 2009... **Signed By:** Carlos Rodriguez

YR	Club & League	AVG	G	AB	R	H	2B	3B	HR	RBI	SH-SF	HB	BB-IB	SO	SB-CS	SLUG	OBP
2009	BlueJays (GCL)	.101	26	69	2	7	2	0	0	2	1-2	0	8-0	35	0-0	.130	.190
2010	Auburn (NYP)	.186	22	70	10	13	2	0	6	14	0-0	2	5-0	34	1-0	.471	.260
Minor Totals		.144	48	139	12	20	4	0	6	16	1-2	2	13-0	69	1-0	.302	.224

Hobson, Kristopher

OUTFIELDER

HT: 6-2... WT: 205... **B-T:** L-L... **BORN:** 22 Aug 90, Bakersfield, CA... **RESIDES:** Bakersfield, CA... **EDUCATION:** Stockdale High School... **TRANSACTIONS:** Selected by the Toronto Blue Jays in the 6th round of the 2009 June draft... Signed August 17, 2009... **Signed By:** Tim Rooney

YR	Club & League	AVG	G	AB	R	H	2B	3B	HR	RBI	SH-SF	HB	BB-IB	SO	SB-CS	SLUG	OBP
2010	BlueJays (GCL)	.279	35	129	17	36	5	0	4	17	0-0	0	7-0	17	1-5	.411	.316
	Lansing (MID)	.261	23	92	14	24	4	1	2	9	0-2	0	4-0	17	0-0	.391	.286
Minor Totals		.271	58	221	31	60	9	1	6	26	0-2	0	11-0	34	1-5	.403	.303

Hopkins, Christopher

OUTFIELDER

HT: 5-11... WT: 170... **B-T:** R-R... **BORN:** 10 Sep 87, Oakland, CA... **RESIDES:** Rocklin, CA... **EDUCATION:** Oregon St. University... **TRANSACTIONS:** Selected by the Toronto Blue Jays in the 24th round of the 2008 June draft... Signed June 14, 2008... **Signed By:** Chris Becerra

YR	Club & League	AVG	G	AB	R	H	2B	3B	HR	RBI	SH-SF	HB	BB-IB	SO	SB-CS	SLUG	OBP
2008	Auburn (NYP)	.194	59	165	25	32	2	1	0	11	6-2	4	24-0	49	11-7	.218	.308
2009	Auburn (NYP)	.217	55	157	35	34	10	1	0	12	4-0	1	24-0	45	10-1	.293	.324
2010	Lansing (MID)	.268	50	138	20	37	6	0	0	13	2-1	1	20-0	22	15-4	.312	.363
	Dunedin (FSL)	.147	12	34	5	5	1	0	1	5	1-0	1	3-0	7	3-2	.265	.237
Minor Totals		.219	176	494	85	108	19	2	1	41	13-3	7	71-0	123	39-14	.271	.323

Huggins, Charles

PITCHER

HT: 6-1... WT: 185... **B-T:** L-L... **BORN:** 06 May 86, San Mateo, CA... **RESIDES:** Redwood, CA... **EDUCATION:** University of Santa Barbara... **TRANSACTIONS:** Selected by the Toronto Blue Jays in 23rd round of 2008 June draft... Signed June 18, 2008... **Signed By:** Tim Rooney

YR	Club & League	W-L	ERA	G	GS	CG	SHO	SV	IP	H	R	ER	HR	HB	BB-IB	SO	WP	BK	OBA
2008	Auburn (NYP)	2-1	2.15	19	0	0	0	1	29.1	19	7	7	4	1	10-0	49	1	0	.173
2009	Lansing (MID)	1-1	1.57	7	7	0	0	0	34.1	24	6	6	1	0	11-0	40	0	0	.200
	Dunedin (FSL)	5-3	3.25	18	17	0	0	0	99.2	90	38	36	12	7	30-0	83	2	0	.243
2010	New Hampshire (EAS)	0-2	9.58	2	2	0	0	0	10.1	13	12	11	4	1	3-0	6	0	0	.317
	Dunedin (FSL)	11-4	3.47	23	23	0	0	0	127.0	114	56	49	6	4	43-0	91	6	0	.239
Minor Totals		19-11	3.26	69	49	0	0	1	300.2	260	119	109	27	13	97-0	269	9	0	.233

Hurtado, Luis

CATCHER

HT: 5-11... WT: 175... **B-T:** R-R... **BORN:** 11 Apr 88, Aragua, VZ... **RESIDES:** Aragua, VZ... **TRANSACTIONS:** Signed as a non-drafted free agent by the Toronto Blue Jays on September 21, 2005... **Signed By:** Juan Sallabarria

YR	Club & League	AVG	G	AB	R	H	2B	3B	HR	RBI	SH-SF	HB	BB-IB	SO	SB-CS	SLUG	OBP
2006	Twins/BlueJays (VSL)	.227	33	119	7	27	4	1	0	14	3-1	4	3-0	7	2-0	.277	.268
2007	BlueJays2 (DSL)	.234	46	137	8	32	5	0	1	19	3-0	2	7-0	16	0-0	.292	.281
2008	BlueJays (GCL)	.125	16	24	3	3	1	0	0	1	1-0	0	3-0	4	0-0	.167	.222
2009	Dunedin (FSL)	.200	2	5	0	1	0	0	0	0	0-0	0	0-0	1	0-0	.200	.200
	Auburn (NYP)	.200	3	10	0	2	0	0	0	2	0-0	0	0-0	2	0-0	.200	.200
	BlueJays (GCL)	.333	8	12	4	4	0	0	0	1	1-0	1	0-0	1	0-0	.333	.385
2010	Auburn (NYP)	.125	5	8	2	1	0	0	0	0	0-0	0	1-0	2	0-1	.125	.222
Minor Totals		.222	113	315	24	70	10	1	1	37	8-1	7	14-0	33	2-1	.270	.270

Hutchison, Andrew

PITCHER

HT: 6-2... WT: 165... **B-T:** L-R... **BORN:** 22 Aug 90, Lakeland, FL... **RESIDES:** Lakeland, FL... **EDUCATION:** Lakeland Senior High School... **TRANSACTIONS:** Selected by the Toronto Blue Jays in 15th round of 2009 June draft... Signed August 17, 2009... **Signed By:** Joel Grampietro

YR	Club & League	W-L	ERA	G	GS	CG	SHO	SV	IP	H	R	ER	HR	HB	BB-IB	SO	WP	BK	OBA
2010	Auburn (NYP)	1-1	3.00	10	10	0	0	0	45.0	34	18	15	1	4	12-0	44	3	0	.201
	Lansing (MID)	1-2	1.52	5	5	0	0	0	23.2	17	7	4	1	2	7-0	19	0	1	.191
Minor Totals		2-3	2.49	15	15	0	0	0	68.2	51	25	19	2	6	19-0	63	3	1	.198

Jackson, Justin

INFIELDER

HT: 6-2... WT: 175... **B-T:** R-R... **BORN:** 11 Dec 88, Asheville, NC... **RESIDES:** Tampa, FL... **EDUCATION:** TC Roberson High School... **TRANSACTIONS:** Selected by the Toronto Blue Jays in the 1st round (supplemental, 48 overall) of the 2007 June draft... Signed June 26, 2007... **Signed By:** Marc Tramuta

YR	Club & League	AVG	G	AB	R	H	2B	3B	HR	RBI	SH-SF	HB	BB-IB	SO	SB-CS	SLUG	OBP
2007	BlueJays (GCL)	.187	42	166	20	31	1	1	2	13	2-0	0	20-0	44	7-4	.241	.274
2008	Lansing (MID)	.238	121	454	74	108	26	6	7	47	4-0	8	62-0	154	17-8	.368	.340
2009	Dunedin (FSL)	.213	78	249	44	53	12	1	0	17	1-3	2	39-0	87	17-4	.269	.321
2010	Lansing (MID)	.249	61	229	27	57	3	3	1	17	1-0	1	26-0	67	13-4	.301	.328
	Dunedin (FSL)	.200	10	30	2	6	1	0	0	0	0-0	0	5-0	8	1-0	.233	.314
Minor Totals		.226	312	1128	167	255	43	11	10	94	8-3	11	152-0	360	55-20	.310	.323

Javier, Sony

OUTFIELDER

HT: 6-0... WT: 180... **B-T:** R-R... **BORN:** 15 Jun 91,Santo Domingo, DR... **RESIDES:** Santo Doningo, DR... **TRANSACTIONS:** Signed as a non-drafted free agent by the Toronto Blue Jays on January 6, 2009... **Signed By:** Hilario Soriano

YR	Club & League	AVG	G	AB	R	H	2B	3B	HR	RBI	SH-SF	HB	BB-IB	SO	SB-CS	SLUG	OBP
2009	DSL (DSL)	.243	50	177	23	43	7	2	1	23	0-2	4	16-0	42	2-2	.322	.317
2010	DSL (DSL)	.264	41	159	19	42	10	0	0	13	0-0	3	11-0	20	1-3	.327	.324
Minor Totals		.253	91	336	42	85	17	2	1	36	0-2	7	27-0	62	3-5	.324	.320

Jaye, Myles

PITCHER

HT: 6-3; **WT:** 170... **B-T:** S-R... **BORN:** 28 Dec 91, Fayetteville, GA... **RESIDES:** Fayetteville, GA... **EDUCATION:** Starrs Mill High School… **TRANSACTIONS:** Selected by the Toronto Blue Jays in the 17th round of the 2010 June Draft... **Signed By:** Eric McQueen

Jerez, Nelson

PITCHER

HT: 6-2; **WT:** 171... **B-T:** R-R... **BORN:** 09 Mar 90, Yamasa, DR... **RESIDES:** Santo Domingo, DR... **TRANSACTIONS:** Signed as a non-drafted free agent by the Florida Marlins on July 7, 2006... Signed by the Toronto Blue Jays on June 29, 2010… **Signed By:** Sandy Nin

YR	Club & League	W-L	ERA	G	GS	CG	SHO	SV	IP	H	R	ER	HR	HB	BB-IB	SO	WP	BK	OBA
2007	DSL (DSL)	0-0	27.00	4	0	0	0	0	2.2	7	8	8	0	1	7-0	2	2	0	.538
2008							Did Not Play												
2009							Did Not Play												
2010	DSL (DSL)	0-2	3.60	11	1	0	0	4	20.0	20	11	8	0	2	7-0	10	1	0	.267
Minor Totals		0-2	6.35	15	1	0	0	4	22.2	27	19	16	0	3	14-0	12	3	0	.307

Johnson, Matthew

INFIELDER

HT: 6-3... WT: 210... **B-T:** R-R... **BORN:** 26 May 88, Orrville, OH... **RESIDES:** Orrville, OH... **EDUCATION:** Wooster College... **TRANSACTIONS:** Signed by the Toronto Blue Jays as a non-drafted free agent on June 15, 2010... **Signed By:** Nick Manno

YR	Club & League	AVG	G	AB	R	H	2B	3B	HR	RBI	SH-SF	HB	BB-IB	SO	SB-CS	SLUG	OBP
2010	Auburn (NYP)	.205	29	78	11	16	1	1	1	7	2-0	2	8-0	23	4-1	.282	.295
Minor Totals		.205	29	78	11	16	1	1	1	7	2-0	2	8-0	23	4-1	.282	.295

Jones, Jonathan

OUTFIELDER

HT: 6-0... WT: 190... **B-T:** R-R... **BORN:** 02 Aug 89, Vacaville , CA... **RESIDES:** Vacaville, CA... **EDUCATION:** Cal St. Long Beach... **TRANSACTIONS:** Selected by the Toronto Blue Jays in the 29th round of the 2010 June draft... Signed June 18, 2010... **Signed By:** Chris Becerra

YR	Club & League	AVG	G	AB	R	H	2B	3B	HR	RBI	SH-SF	HB	BB-IB	SO	SB-CS	SLUG	OBP
2010	BlueJays (GCL)	.000	4	6	0	0	0	0	0	2	0-0	0	1-0	0	0-0	.000	.143
	Auburn (NYP)	.237	52	194	35	46	9	2	0	16	3-0	9	29-0	25	10-4	.304	.362
Minor Totals		.230	56	200	35	46	9	2	0	18	3-0	9	30-0	25	10-4	.295	.356

Kelly, Adaric

PITCHER

HT: 5-10; **WT:** 180... **B-T:** R-R... **BORN:** 01 Dec 92, San Nicholas, Aruba... **RESIDES:** San Nicholas, Aruba... **EDUCATION:** Trinity Christian Academy High School... **TRANSACTIONS:** Selected by the Toronto Blue Jays in the 28th round of the 2010 June draft... Signed on August 16, 2010... **Signed By:** Carlos Rodriguez

Kelly, Michael

PITCHER

HT: 6-5; **WT:** 195... **B-T:** L-L... **BORN:** 04 Dec 86, Mayo, FL... **RESIDES:** Mayo, FL... **EDUCATION:** Santa Fe junior College... **TRANSACTIONS:** Signed by the Toronto Blue Jays as a non-drafted free agent on June 15, 2010... **Signed By:** Mark Flatten

YR	Club & League	W-L	ERA	G	GS	CG	SHO	SV	IP	H	R	ER	HR	HB	BB-IB	SO	WP	BK	OBA
2010	BlueJays (GCL)	0-1	2.84	5	0	0	0	0	6.1	6	2	2	0	1	1-0	6	2	0	.250
	Auburn (NYP)	1-2	2.66	17	0	0	0	1	23.2	21	14	7	1	1	3-0	25	2	1	.228
Minor Totals		1-3	2.70	22	0	0	0	1	30.0	27	16	9	1	2	4-0	31	4	1	.233

Kervin, Bryan

INFIELDER

HT: 5-11... WT: 180... **B-T:** L-R... **BORN:** 23 Mar 85, Grapevine, TX... **RESIDES:** Grapevine, TX... **EDUCATION:** Texas Christian University... **TRANSACTIONS:** Selected by the Toronto Blue Jays in the 27th round of the 2008 June draft... Signed June 10, 2008... **Signed By:** Aaron Jersild

YR	Club & League	AVG	G	AB	R	H	2B	3B	HR	RBI	SH-SF	HB	BB-IB	SO	SB-CS	SLUG	OBP
2008	Auburn (NYP)	.224	69	223	21	50	7	0	0	22	4-1	1	29-1	55	2-5	.256	.315
2009	Lansing (MID)	.130	8	23	2	3	0	0	0	2	0-0	1	3-0	6	1-0	.130	.259
	New Hampshire (EAS)	.161	54	143	10	23	2	1	1	11	1-1	1	6-1	38	0-3	.210	.199
2010	Injured – Did Not Play																
Minor Totals		.195	131	389	33	76	9	1	1	35	5-2	3	38-2	99	3-8	.231	.271

Knecht, Marcus

OUTFIELDER

HT: 6-1... WT: 200... **B-T:** R-R... **BORN:** 21 Jun 90, Toronto, Ontario, CAN... **RESIDES:** Toronto, Ontario, CAN... **EDUCATION:** Connors St. Junior College... **TRANSACTIONS:** Selected by the Toronto Blue Jays in the 2nd round of the 2010 June draft... Signed June 9, 2010... **Signed By:** Darin Vaughan

YR	Club & League	AVG	G	AB	R	H	2B	3B	HR	RBI	SH-SF	HB	BB-IB	SO	SB-CS	SLUG	OBP
2010	Auburn (NYP)	.268	61	231	32	62	18	3	5	34	0-0	1	26-0	48	7-1	.437	.345
Minor Totals		.268	61	231	32	62	18	3	5	34	0-0	1	26-0	48	7-1	.437	.345

LaMura, B.J.

PITCHER

HT: 6-1; **WT:** 200... **B-T:** R-R... **BORN:** 01 Jan 81, Mineola , NY... **RESIDES:** Ronkonkoma, NY... **EDUCATION:** Clemson University... **TRANSACTIONS:** Selected by the Chicago White Sox in the 5th round of the 2002 June draft... Signed on July 19, 2002... Traded to the Los Angeles Dodgers on July 23, 2006… Signed by the Toronto Blue Jays on February 9, 2010… **Signed By:** John Tumminia and Alex Cosmidis

YR	Club & League	W-L	ERA	G	GS	CG	SHO	SV	IP	H	R	ER	HR	HB	BB-IB	SO	WP	BK	OBA
2002	Bristol White (APP)	1-2	4.50	11	0	0	0	0	18.0	21	11	9	1	1	7-1	20	4	0	.284
2003	Winston-Salem (CAR)	0-2	9.00	4	2	0	0	0	13.0	19	14	13	3	1	6-0	8	0	0	.373
	Kannapolis (SAL)	6-10	3.58	24	21	2	0	0	128.1	125	69	51	3	7	62-2	101	10	1	.263
2004	Winston-Salem (CAR)	4-5	5.58	12	11	2	0	0	61.1	77	45	38	5	4	29-0	47	7	0	.317
	Birmingham (SOU)	4-4	3.69	24	2	0	0	2	39.0	31	19	16	4	0	21-1	39	3	0	.226
2005	Birmingham (SOU)	5-2	4.79	55	0	0	0	1	71.1	73	46	38	5	2	57-6	79	6	0	.265
2006	Birmingham (SOU)	5-0	1.69	34	0	0	0	3	53.1	32	12	10	2	1	31-3	67	5	1	.180
	Jacksonville (SOU)	1-1	1.96	14	0	0	0	1	23.0	15	6	5	3	1	16-2	25	3	0	.192
2007	Las Vegas (PCL)	1-4	7.92	12	3	0	0	0	25.0	29	27	22	4	0	22-0	21	3	0	.296
	Jacksonville (SOU)	1-3	2.93	24	0	0	0	0	43.0	32	15	14	3	3	33-1	47	4	0	.208
2008	Jacksonville (SOU)	2-2	3.86	7	6	0	0	0	35.0	35	18	15	5	2	10-0	33	0	0	.271
	Las Vegas (PCL)	2-2	7.22	14	7	0	0	1	52.1	71	44	42	10	2	24-0	40	4	0	.324
2010	Las Vegas (PCL)	0-0	0.00	1	0	0	0	0	1.0	0	1	0	0	1	1-0	0	0	0	.000
	Dunedin (FSL)	0-0	3.48	9	0	0	0	0	10.1	8	4	4	0	1	9-0	13	1	0	.216
	New Hampshire (EAS)	5-6	3.73	30	15	0	0	0	94.0	60	42	39	9	4	48-0	83	7	1	.182
Minor Totals		37-43	4.26	275	67	4	0	8	668.0	628	373	316	57	30	376-16	623	57	3	.253

Lane, Jason

OUTFIELDER

HT: 6-2... WT: 225... **B-T:** R-L... **BORN:** 22 Dec 76, Santa Rosa, CA... **RESIDES:** Santa Rosa, CA... **EDUCATION:** University of Southern California... **TRANSACTIONS:** Selected by the Houston Astros in the 6th round of 1999 June draft... Signed June 7, 1999... Traded to the San Diego Padres on September 24, 2007… Signed by the New York Yankees on January 15, 2008… Signed by the Boston Red Sox on August 19, 2008… Signed by the Toronto Blue Jays on January 7, 2009… Signed by the Florida Marlins on January 28, 2010… Signed by the Toronto Blue Jays on July 23, 2010… **Signed By:** Doug Deutsch

YR	Club & League	AVG	G	AB	R	H	2B	3B	HR	RBI	SH-SF	HB	BB-IB	SO	SB-CS	SLUG	OBP
1999	Auburn (NYP)	.279	74	283	46	79	18	5	13	59	0-4	3	38-2	46	6-4	.516	.366
2000	Michigan Battle (MID)	.299	133	511	98	153	38	0	23	104	0-13	8	62-7	91	20-7	.509	.375
2001	Round Rock (TEX)	.316	137	526	103	166	36	2	38	124	1-1	21	61-11	98	14-2	.608	.407
	Chicago (TEX)	.316	137	526	103	166	36	2	38	124	1-1	21	61-11	98	14-2	.608	.407
2002	New Orleans (PCL)	.272	111	426	65	116	36	2	15	83	0-6	7	31-0	90	13-3	.472	.328
	HOUSTON (NL)	.290	44	69	12	20	3	1	4	10	0-1	0	10-1	12	1-1	.536	.375
2003	New Orleans (PCL)	.298	71	248	37	74	17	0	7	39	1-5	3	30-1	26	2-1	.452	.374
	HOUSTON (NL)	.296	18	27	5	8	2	0	4	10	0-0	0	0-0	2	0-0	.815	.296
2004	HOUSTON (NL)	.272	107	136	21	37	10	2	4	19	1-2	1	16-0	33	1-0	.463	.348
2005	HOUSTON (NL)	.267	145	517	65	138	34	4	26	78	0-5	7	32-1	105	6-2	.499	.316
2006	Round Rock (PCL)	.261	12	46	7	12	2	0	1	11	0-3	1	5-0	16	1-0	.370	.327
	HOUSTON (NL)	.201	112	288	44	58	10	0	15	45	2-4	2	49-0	75	1-2	.392	.318
2007	Round Rock (PCL)	.319	50	185	37	59	15	0	9	41	0-4	2	23-1	26	2-1	.546	.393
	HOUSTON (NL)	.178	68	169	18	30	5	0	8	27	1-3	3	16-0	30	1-1	.349	.257
	SAN DIEGO (NL)	.000	3	2	0	0	0	0	0	0	0-0	0	0-0	1	0-0	.000	.000
2008	Scranton-Wil Barre (INT)	.236	97	347	54	82	19	3	16	51	0-5	7	50-3	70	3-3	.447	.340
	Pawtucket Red (INT)	.208	13	53	10	11	4	0	2	9	0-1	0	8-1	14	0-0	.396	.306
2009	Las Vegas (PCL)	.253	113	411	65	104	41	3	13	47	1-5	4	58-1	70	4-2	.462	.347
2010	New Orleans (PCL)	.229	47	170	22	39	6	0	3	14	0-3	2	17-0	40	1-1	.318	.302
	Las Vegas (PCL)	.323	42	164	28	53	15	0	6	35	0-0	1	27-0	26	3-2	.524	.422
Minor Totals		.286	1037	3896	675	1114	283	17	184	741	4-51	80	471-38	711	83-28	.509	.370
MAJOR TOTALS		.241	497	1208	165	291	64	7	61	189	4-15	13	123-2	258	10-6	.457	.314

Lassley, Cody

CATCHER

HT: 5-11... WT: 205... **B-T:** R-R... **BORN:** 17 May 87, Wichita , KS... **RESIDES:** Wichita, KS... **EDUCATION:** Wichita St. University... **TRANSACTIONS:** Signed by the Toronto Blue Jays as a non-drafted free agent on June 16, 2010... Signed By: Jon Bunnell

YR	Club & League	AVG	G	AB	R	H	2B	3B	HR	RBI	SH-SF	HB	BB-IB	SO	SB-CS	SLUG	OBP
2010	BlueJays (GCL)	.192	9	26	2	5	1	1	0	2	0-0	2	0-0	8	0-0	.308	.250
Minor Totals		.192	9	26	2	5	1	1	0	2	0-0	2	0-0	8	0-0	.308	.250

Lawrence, Casey

PITCHER

HT: 6-2; **WT:** 170... **B-T:** R-R... **BORN:** 28 Oct 87, McSherrystown , PA... **RESIDES:** McSherrystown, PA... **EDUCATION:** Albright College... **TRANSACTIONS:** Signed by the Toronto Blue Jays as a non-drafted free agent on June 15, 2010... **Signed By:** Bobby Gandolfo

YR	Club & League	W-L	ERA	G	GS	CG	SHO	SV	IP	H	R	ER	HR	HB	BB-IB	SO	WP	BK	OBA
2010	Auburn (NYP)	6-1	1.74	12	10	0	0	0	57.0	41	13	11	2	2	9-0	48	0	1	.202
	Lansing (MID)	1-1	3.98	4	3	0	0	1	20.1	21	9	9	1	3	3-0	13	1	0	.273
Minor Totals		7-2	2.33	16	13	0	0	1	77.1	62	22	20	3	5	12-0	61	1	1	.221

Liebel, Andrew

PITCHER

HT: 6-1; **WT:** 180... **B-T:** R-R... **BORN:** 22 Mar 86, Pomona, CA... **RESIDES:** Long Beach, CA... **EDUCATION:** Cal St Long Beach University... **TRANSACTIONS:** Selected by the Toronto Blue Jays in the 3rd round of the 2008 June draft... Signed on July 14, 2008, 2007... **Signed By:** Demerius Pittman

YR	Club & League	W-L	ERA	G	GS	CG	SHO	SV	IP	H	R	ER	HR	HB	BB-IB	SO	WP	BK	OBA
2008	Auburn (NYP)	1-2	3.68	7	1	0	0	0	14.2	19	6	6	2	3	2-0	19	1	0	.311
2009	Dunedin (FSL)	5-13	3.63	27	27	2	0	0	156.0	155	74	63	13	4	42-1	118	6	1	.262
	N.Hampshire (EAST)	1-0	2.08	2	2	0	0	0	13.0	10	3	3	2	0	2-0	12	2	0	.213
2010	Dunedin (FSL)	5-5	5.86	13	13	0	0	0	63.0	75	48	41	4	7	31-0	41	3	0	.299
Minor Totals		12-20	4.12	49	43	2	0	0	246.2	259	131	113	21	14	77-1	190	12	1	.272

Liuzza, Matt

CATCHER

HT: 6-0... WT: 215... **B-T:** R-R... **BORN:** 03 Feb 84, Metairie, LA... **RESIDES:** La Place, LA... **EDUCATION:** Louisiana State University... **TRANSACTIONS:** Selected by the Toronto Blue Jays in the 19th round of 2006 June draft... Signed June 11, 2006... **Signed By:** Matt Briggs

YR	Club & League	AVG	G	AB	R	H	2B	3B	HR	RBI	SH-SF	HB	BB-IB	SO	SB-CS	SLUG	OBP
2006	Auburn (NYP)	.268	55	194	25	52	14	1	6	37	0-0	3	16-1	56	0-0	.443	.333
2007	Lansing (MID)	.259	86	309	45	80	17	3	14	42	2-0	3	41-1	90	2-1	.469	.351
2008	Lansing (MID)	.286	72	269	27	77	20	1	6	49	0-5	1	30-2	81	1-1	.435	.354
	Dunedin (FSL)	.222	28	90	14	20	2	0	3	14	0-2	1	17-1	24	0-0	.344	.345
2009	Las Vegas (PCL)	.000	1	2	0	0	0	0	0	0	0-0	0	2-0	0	0-0	.000	.500
	Dunedin (FSL)	.254	59	193	40	49	13	0	9	28	0-0	2	40-0	56	1-0	.461	.387
2010	Dunedin (FSL)	.000	4	14	0	0	0	0	0	0	0-0	0	1-0	3	1-0	.000	.067
	New Hampshire (EAS)	.250	37	120	11	30	8	0	4	11	0-0	1	18-0	34	0-2	.417	.353
Minor Totals		.259	342	1191	162	308	74	5	42	181	2-7	11	165-5	344	5-4	.435	.352

Loewen, Adam

OUTFIELDER

HT: 6-6... WT: 222... **B-T:** L-L... **BORN:** 09 Apr 84, Vancouber, BC, CAN... **RESIDES:** Surrey, BC, CAN... **EDUCATION:** Chipola Junior College... **TRANSACTIONS:** Selected by the Baltimore Orioles in the 1st round (4th overall) of 2002 June draft... Signed May 26, 2003... Signed by the Toronto Blue Jays on October 24, 2008… **Signed By:** John Gillette/David Jennings

YR	Club & League	AVG	G	AB	R	H	2B	3B	HR	RBI	SH-SF	HB	BB-IB	SO	SB-CS	SLUG	OBP
2006	BALTIMORE (AL)	.000	1	2	0	0	0	0	0	0	0-0	0	0-0	0	0-0	.000	.000
2009	Dunedin (FSL)	.236	103	335	47	79	22	3	4	31	0-2	4	50-0	114	5-2	.355	.340
2010	New Hampshire (EAS)	.246	129	459	70	113	31	3	13	70	1-2	9	66-1	142	17-6	.412	.351
Minor Totals		.242	232	794	117	192	53	6	17	101	1-4	13	116-1	256	22-8	.388	.346
MAJOR TOTALS		.000	1	2	0	0	0	0	0	0	0-0	0	0-0	0	0-0	.000	.000

YR	Club & League	W-L	ERA	G	GS	CG	SHO	SV	IP	H	R	ER	HR	HB	BB-IB	SO	WP	BK	OBA
2003	Aberdeen (NYP)	0-2	2.70	7	7	0	0	0	23.1	13	7	7	0	4	9-0	25	2	0	.167
2004	Delmarva (SAL)	4-5	4.11	20	19	1	0	0	85.1	77	47	39	3	4	58-0	82	8	4	.250
	Frederick (CAR)	0-2	6.75	2	2	1	0	0	8.0	7	6	6	2	0	9-0	3	0	0	.259
2005	Frederick (CAR)	10-8	4.12	28	27	1	0	0	142.0	130	77	65	8	14	86-0	146	15	1	.245
2006	Bowie (EAS)	4-2	2.72	9	8	0	0	0	49.2	46	17	15	3	2	26-0	55	6	2	.250
	Ottawa (INT)	2-0	1.27	3	3	0	0	0	21.1	10	3	3	0	0	3-0	21	1	0	.143
	BALTIMORE (AL)	6-6	5.37	22	19	0	0	0	112.1	111	72	67	8	8	62-0	98	3	1	.259
2007	BALTIMORE (AL)	2-0	3.56	6	6	0	0	0	30.1	27	14	12	1	3	26-0	22	1	1	.239
2008	Frederick (CAR)	0-0	0.00	3	1	0	0	0	3.0	1	0	0	0	0	0-0	5	0	0	.100
	Bowie (EAS)	1-0	1.35	6	0	0	0	0	6.2	7	3	1	1	2	2-0	6	0	0	.280
	BALTIMORE (AL)	0-2	8.02	7	4	0	0	0	21.1	25	19	19	5	0	18-0	14	2	0	.305
Minor Totals		21-19	3.61	78	67	3	0	0	339.1	291	160	136	17	26	193-0	343	32	7	.236
MAJOR TOTALS		8-8	5.38	35	29	0	0	0	164.0	163	105	98	14	11	106-0	134	6	2	.261

Longpre, Brian

PITCHER

HT: 6-2; **WT:** 195... **B-T:** R-R... **BORN:** 13 Jul 87, La Crescenta, CA... **RESIDES:** La Crescenta, CA... **EDUCATION:** Cal St. Northridge College... **TRANSACTIONS:** Signed by the Toronto Blue Jays as a non-drafted free agent on June 16, 2010... **Signed By:** Tim Rooney

YR	Club & League	W-L	ERA	G	GS	CG	SHO	SV	IP	H	R	ER	HR	HB	BB-IB	SO	WP	BK	OBA
2010	BlueJays (GCL)	1-1	3.10	17	0	0	0	9	20.1	21	11	7	2	0	8-2	20	0	0	.256
	Dunedin (FSL)	1-0	3.18	3	0	0	0	0	5.2	6	2	2	0	0	2-0	8	0	0	.273
Minor Totals		2-1	3.12	20	0	0	0	9	26.0	27	13	9	2	0	10-2	28	0	0	.260

Lopez, Manuel

PITCHER

HT: 6-2; **WT:** 182... **B-T:** R-R... **BORN:** 02 Mar 81, Barquisimeto, VZ... **RESIDES:** Cabudare Estado Lara, VZ... **TRANSACTIONS:** Signed by the Toronto Blue Jays as a non-drafted free agent on October 26, 2009... **Signed By:** Robinson Garces

YR	Club & League	W-L	ERA	G	GS	CG	SHO	SV	IP	H	R	ER	HR	HB	BB-IB	SO	WP	BK	OBA
2010	DSL (DSL)	1-4	4.81	17	4	0	0	1	33.2	39	28	18	1	1	16-0	24	5	3	.289
Minor Totals		1-4	4.81	17	4	0	0	1	33.2	39	28	18	1	1	16-0	24	5	3	.289

Loup, Aaron

PITCHER

HT: 5-11; **WT:** 180... **B-T:** L-L... **BORN:** 19 Dec 87, Luling, LA... **RESIDES:** New Orleans, LA... **EDUCATION:** Tulane University... **TRANSACTIONS:** Selected by the Toronto Blue Jays in the 9th round of the 2009 June draft... Signed on July 1, 2009... **Signed By:** Rob St. Julien

YR	Club & League	W-L	ERA	G	GS	CG	SHO	SV	IP	H	R	ER	HR	HB	BB-IB	SO	WP	BK	OBA
2009	BlueJays (GCL)	2-1	3.86	13	0	0	0	3	16.1	17	9	7	0	3	3-0	19	1	0	.274
2010	Lansing (MID)	3-2	4.54	35	5	0	0	2	73.1	79	37	37	4	5	22-1	73	3	0	.283
Minor Totals		5-3	4.42	48	5	0	0	5	89.2	96	46	44	4	8	25-1	92	4	0	.282

MacDonald, Mike

PITCHER

HT: 6-1; **WT:** 215... **B-T:** R-R... **BORN:** 29 Oct 81, Camden, ME... **RESIDES:** Old Orchard Beach, ME... **EDUCATION:** University of Maine Orono... **TRANSACTIONS:** Selected by the Toronto Blue Jays in the 15th round of the 2004 June draft... Signed on June 16, 2004... Signed by the Los Angeles Angels on March 28, 2009… Signed by the San Francisco Giants on January 9, 2010… Signed by the Toronto Blue Jays on January 29, 2011… **Signed By:** Tommy Tanous

YR	Club & League	W-L	ERA	G	GS	CG	SHO	SV	IP	H	R	ER	HR	HB	BB-IB	SO	WP	BK	OBA
2004	Auburn (NYP)	4-1	1.55	8	8	0	0	0	46.1	30	8	8	2	3	6-1	30	2	0	.186
	Charleston (WV) (SAL)	3-0	1.93	7	6	0	0	0	32.2	29	14	7	2	1	9-0	23	0	0	.242
2005	Dunedin (FSL)	9-6	4.24	25	23	0	0	0	127.1	136	76	60	4	13	40-2	87	5	0	.276
2006	New Hampshire (EAS)	13-9	3.94	28	28	2	1	0	171.1	180	85	75	9	7	37-2	103	6	0	.271
2007	New Hampshire (EAS)	3-1	2.51	5	5	0	0	0	28.2	31	14	8	1	2	9-0	10	1	0	.274
	Syracuse (INT)	6-8	4.88	23	23	1	0	0	134.2	161	83	73	10	4	34-1	83	5	0	.297
2008	New Hampshire (EAS)	0-3	7.43	9	1	0	0	3	13.1	20	11	11	1	0	5-1	9	0	0	.357
	Syracuse (INT)	1-4	3.47	30	10	0	0	2	90.2	96	44	35	11	7	20-0	60	1	0	.269
2009	Salt Lake (PCL)	8-13	6.37	30	27	0	0	0	147.0	181	109	104	15	8	60-0	80	5	0	.305
2010	Richmond Flying (EAS)	5-8	3.90	27	23	1	1	0	134.0	155	63	58	10	7	31-1	78	5	1	.298
Minor Totals		52-53	4.27	192	154	4	2	5	926.0	1019	507	439	65	52	251-8	563	30	1	.281

Maines, Garrett

CATCHER

HT: 5-11... WT: 195... **B-T:** R-R... **BORN:** 07 Feb 87, Brandon, FL... **RESIDES:** Brandon, FL... **EDUCATION:** Tampa University... **TRANSACTIONS:** Signed by the Chicago Cubs as a non-drafted free agent on February 23, 2010... Signed by the Toronto Blue Jays on April 8, 2010… **Signed By:** Tom Clark

YR	Club & League	AVG	G	AB	R	H	2B	3B	HR	RBI	SH-SF	HB	BB-IB	SO	SB-CS	SLUG	OBP
2010	BlueJays (GCL)	.167	15	36	3	6	2	0	0	1	1-1	0	3-0	13	0-0	.222	.225
Minor Totals		.167	15	36	3	6	2	0	0	1	1-1	0	3-0	13	0-0	.222	.225

Marisnick, Jake

OUTFIELDER

HT: 6-4... WT: 200... **B-T:** R-R... **BORN:** 30 Mar 91, Tampa, FL... **RESIDES:** Riverside, CA... **EDUCATION:** Riverside Poly High School... **TRANSACTIONS:** Selected by the Toronto Blue Jays in the 3rd round of 2009 June draft... Signed August 17, 2009... **Signed By:** Rick Ingalls

YR	Club & League	AVG	G	AB	R	H	2B	3B	HR	RBI	SH-SF	HB	BB-IB	SO	SB-CS	SLUG	OBP
2010	BlueJays (GCL)	.287	35	122	17	35	12	0	3	14	0-2	5	13-0	18	14-1	.459	.373
	Lansing (MID)	.220	34	127	16	28	8	2	1	12	2-0	5	9-0	37	9-2	.339	.298
Minor Totals		.253	69	249	33	63	20	2	4	26	2-2	10	22-0	55	23-3	.398	.336

Marze, Dayton

PITCHER

HT: 6-2; **WT:** 185... **B-T:** R-R... **BORN:** 01 Jan 89, Lafayette, LA... **RESIDES:** Lafayette, LA... **EDUCATION:** University of Louisiana Lafayette... **TRANSACTIONS:** Selected by the Toronto Blue Jays in the 14th round of the 2010 June draft... Signed on June 16, 2010... **Signed By:** Rob. St. Julien

YR	Club & League	W-L	ERA	G	GS	CG	SHO	SV	IP	H	R	ER	HR	HB	BB-IB	SO	WP	BK	OBA
2010	Auburn (NYP)	2-1	2.73	21	0	0	0	8	26.1	25	14	8	0	5	6-0	20	0	1	.250
Minor Totals		2-1	2.73	21	0	0	0	8	26.1	25	14	8	0	5	6-0	20	0	1	.250

Mayorson, Manny

INFIELDER

HT: 5-10... WT: 160... **B-T:** R-R... **BORN:** 10 Mar 83, Higuey, DR... **RESIDES:** La Romana, DR... **TRANSACTIONS:** Signed as a non-drafted free agent by the Toronto Blue Jays on July 5, 1999... Signed by the Florida Marlins on January 14, 2008... Signed by the Toronto Blue Jays on August 11, 2009... **Signed By:** Hilario Soriano

YR	Club & League	AVG	G	AB	R	H	2B	3B	HR	RBI	SH-SF	HB	BB-IB	SO	SB-CS	SLUG	OBP
2000	Medicine Hat (PIO)	.220	56	218	39	48	2	1	0	12	2-0	1	33-0	27	3-2	.239	.325
2001	Charleston (WV) (SAL)	.000	1	2	0	0	0	0	0	0	0-0	0	0-0	1	0-0	.000	.000
	Auburn (NYP)	.263	62	247	28	65	5	0	0	18	5-5	4	21-0	19	25-13	.283	.325
	Dunedin (FSL)	.189	18	37	6	7	0	0	0	2	0-0	0	2-0	2	0-0	.189	.231
2002	Charleston (WV) (SAL)	.274	133	508	72	139	19	1	0	45	10-4	2	31-1	29	28-15	.315	.316
2003	Dunedin (FSL)	.229	106	363	39	83	14	0	0	30	9-5	4	25-0	36	6-7	.267	.282
2004	Dunedin (FSL)	.217	90	300	33	65	8	0	0	26	2-2	1	25-0	23	2-2	.243	.277
2005	Dunedin (FSL)	.268	121	441	59	118	23	5	3	48	11-2	3	24-0	34	7-3	.363	.309
2006	New Hampshire (EAS)	.277	125	477	48	132	19	1	2	55	11-3	5	21-1	44	12-11	.333	.312
2007	New Hampshire (EAS)	.274	116	452	55	124	25	2	1	28	5-1	3	40-2	36	7-7	.345	.337
2008	Albuquerque (PCL)	.275	12	51	7	14	4	0	1	10	1-1	0	4-0	1	0-2	.412	.321
	Carolina (SOU)	.319	108	373	47	119	31	1	1	39	10-8	6	29-4	20	21-13	.416	.370
2009	New Orleans (PCL)	.249	97	337	40	84	11	2	1	20	10-1	1	13-1	23	11-4	.303	.278
	New Hampshire (EAS)	.244	12	45	4	11	2	0	0	4	1-0	1	3-1	4	2-0	.289	.306
	Las Vegas (PCL)	.118	5	17	2	2	1	0	0	2	0-0	1	2-0	1	1-0	.176	.250
2010	New Hampshire (EAS)	.316	54	196	30	62	12	0	0	23	3-2	0	19-2	14	8-0	.378	.373
	Las Vegas (PCL)	.333	43	165	31	55	15	0	1	19	2-1	1	7-0	9	11-0	.442	.362
Minor Totals		.267	1159	4229	540	1128	191	13	10	381	82-35	33	299-12	323	144-79	.325	.318

McClanahan, Justin

INFIELDER

HT: 6-1... WT: 200... **B-T:** R-R... **BORN:** 22 Aug 85, Louisville, KY... **RESIDES:** Louisville, KY... **EDUCATION:** University of Louisville... **TRANSACTIONS:** Selected by the Toronto Blue Jays in the 33rd round of the 2008 June draft... Signed June 10, 2008... **Signed By:** Steve Miller

YR	Club & League	AVG	G	AB	R	H	2B	3B	HR	RBI	SH-SF	HB	BB-IB	SO	SB-CS	SLUG	OBP
2008	BlueJays (GCL)	.282	47	163	33	46	8	2	8	32	0-4	5	16-0	40	17-8	.503	.356
2009	Lansing (MID)	.261	109	383	61	100	20	1	13	55	1-6	16	25-0	113	11-7	.420	.328
2010	Dunedin (FSL)	.261	71	211	30	55	13	3	5	26	0-3	7	14-0	60	3-3	.422	.323
Minor Totals		.266	227	757	124	201	41	6	26	113	1-13	28	55-0	213	31-18	.439	.333

McElroy, Bradley

OUTFIELDER

HT: 5-11; **WT:** 190... **B-T:** L-R... **BORN:** 24 Apr 86, London, ON, Canada... **RESIDES:** St. Thomas, ON, Canada... **EDUCATION:** UNC Charlotte... **TRANSACTIONS:** Selected by the Toronto Blue Jays in the 25th round of the 2008 June draft... Signed on June 30, 2008... **Signed By:** Matt Briggs

YR	Club & League	AVG	G	AB	R	H	2B	3B	HR	RBI	SH-SF	HB	BB-IB	SO	SB-CS	SLUG	OBP
2008	BlueJays (GCL)	.241	26	79	10	19	3	1	1	8	0-0	3	15-1	12	5-0	.342	.381
2009	BlueJays (GCL)	.167	6	18	0	3	1	0	0	0	0-0	0	0-0	5	0-1	.222	.167
	Dunedin (FSL)	.269	49	175	33	47	10	2	3	21	3-2	5	31-0	39	15-2	.400	.390
2010	Dunedin (FSL)	.210	58	200	25	42	10	0	3	18	4-0	2	17-0	47	8-1	.305	.279
	Lansing (MID)	.330	52	194	37	64	14	3	4	22	0-0	3	21-2	34	12-1	.495	.404
Minor Totals		.263	191	666	105	175	38	6	11	69	7-2	13	84-3	137	40-5	.387	.356

McQuail, Steve

INFIELDER

HT: 6-2; **WT:** 225... **B-T:** R-R... **BORN:** 10 Jun 89, Wantagh, NY... **RESIDES:** Wantagh, NY... **EDUCATION:** Canisius College... **TRANSACTIONS:** Selected by the Toronto Blue Jays in the 30th round of the 2010 June draft... Signed on June 13, 2010... **Signed By:** Jamie Lehman

YR	Club & League	AVG	G	AB	R	H	2B	3B	HR	RBI	SH-SF	HB	BB-IB	SO	SB-CS	SLUG	OBP
2010	Auburn (NYP)	.272	50	147	19	40	7	1	6	26	0-3	2	15-0	38	1-0	.456	.341
Minor Totals		.272	50	147	19	40	7	1	6	26	0-3	2	15-0	38	1-0	.456	.341

Melendez, Ronnie

OUTFIELDER

HT: 5-10; **WT:** 170... **B-T:** R-R... **BORN:** 29 Sep 89, Jacksonville, FL... **RESIDES:** Jacksonville, FL... **EDUCATION:** Cowley County Junior College... **TRANSACTIONS:** Selected by the Toronto Blue Jays in the 24th round of the 2010 June draft... Signed on June 13, 2010... **Signed By:** Jon Bunnell

YR	Club & League	AVG	G	AB	R	H	2B	3B	HR	RBI	SH-SF	HB	BB-IB	SO	SB-CS	SLUG	OBP
2010	BlueJays (GCL)	.259	36	112	18	29	8	3	0	5	6-1	2	11-1	23	11-5	.384	.333
Minor Totals		.259	36	112	18	29	8	3	0	5	6-1	2	11-1	23	11-5	.384	.333

Mella, Leandro

PITCHER

HT: 6-4; **WT:** 190... **B-T:** L-L... **BORN:** 05 May 90, Santo Domingo, DR... **RESIDES:** Domingo Oeste, DR... **TRANSACTIONS:** Signed as a non-drafted free agent by the Toronto Blue Jays on September 7, 2007... **Signed By:** Hilario Soriano

YR	Club & League	W-L	ERA	G	GS	CG	SHO	SV	IP	H	R	ER	HR	HB	BB-IB	SO	WP	BK	OBA
2008	DSL BlueJays2 (DSL)	3-0	2.33	18	4	0	0	0	46.1	33	13	12	0	2	26-0	47	4	1	.209
2009	BlueJays (GCL)	0-1	3.50	14	1	0	0	0	18.0	18	8	7	2	1	17-0	21	8	1	.261
2010	Auburn (NYP)	0-3	13.50	6	0	0	0	0	4.2	5	8	7	0	1	8-1	5	1	0	.294
2010	BlueJays (GCL)	1-0	5.87	8	0	0	0	0	7.2	7	5	5	0	1	4-0	4	0	0	.269
Minor Totals		4-4	3.64	46	5	0	0	0	76.2	63	34	31	2	5	55-1	77	13	2	.233

Mendez, Luis

PITCHER

HT: 6-5; **WT:** 215... **B-T:** R-R... **BORN:** 14 Oct 89, Passaic, NJ... **RESIDES:** San Pedro de Macoris, DR... **TRANSACTIONS:** Signed as a non-drafted free agent by the Toronto Blue Jays on June 7, 2008... **Signed By:** Hilario Soriano

YR	Club & League	W-L	ERA	G	GS	CG	SHO	SV	IP	H	R	ER	HR	HB	BB-IB	SO	WP	BK	OBA
2008	DSL BlueJays2 (DSL)	0-2	13.50	12	3	0	0	0	16.2	28	27	25	2	3	26-0	6	2	1	.400
2009	DSL (DSL)	2-0	6.52	17	2	0	0	0	29.0	35	29	21	1	10	19-0	25	9	0	.297
2010	DSL (DSL)	2-4	3.06	19	0	0	0	0	47.0	39	19	16	0	5	17-1	27	4	0	.234
Minor Totals		4-6	6.02	48	5	0	0	0	92.2	102	75	62	3	18	62-1	58	15	1	.287

Mims, Brandon

INFIELDER

HT: 5-11; **WT:** 180... **B-T:** S-R... **BORN:** 18 Jun 92, Carrollton, TX... **RESIDES:** Carrollton, TX... **EDUCATION:** Newman Smith High School... **TRANSACTIONS:** Selected by the Toronto Blue Jays in the 9th round of the 2010 June draft... Signed on August 4, 2010... **Signed By:** Steve Miller

YR	Club & League	AVG	G	AB	R	H	2B	3B	HR	RBI	SH-SF	HB	BB-IB	SO	SB-CS	SLUG	OBP
2010	BlueJays (GCL)	.500	1	2	0	1	0	0	0	0	0-0	0	0-0	1	0-0	.500	.500
Minor Totals		.500	1	2	0	1	0	0	0	0	0-0	0	0-0	1	0-0	.500	.500

Molina, Nestor

PITCHER

HT: 6-1; **WT:** 170... **B-T:** R-R... **BORN:** 09 Jan 89, Valencia, VZ... **RESIDES:** Valencia, VZ... **TRANSACTIONS:** Signed as a non-drafted free agent by the Toronto Blue Jays on April 6, 2006... **Signed By:** Rafael Mancada

YR	Club & League	AVG	G	AB	R	H	2B	3B	HR	RBI	SH-SF	HB	BB-IB	SO	SB-CS	SLUG	OBP
2006	VSL Twins/BlueJays (VSL)	.252	38	107	19	27	1	1	0	9	5-0	2	20-0	24	3-2	.280	.380
2007	DSL BlueJays2 (DSL)	.208	52	144	23	30	4	3	0	13	5-1	7	26-0	32	11-3	.278	.354
2008	DSL BlueJays2 (DSL)	.000	4	5	0	0	0	0	0	1	0-0	0	5-0	1	0-0	.000	.500
Minor Totals		.223	94	256	42	57	5	4	0	23	10-1	9	51-0	57	14-5	.273	.369

YR	Club & League	W-L	ERA	G	GS	CG	SHO	SV	IP	H	R	ER	HR	HB	BB-IB	SO	WP	BK	OBA
2007	DSL BlueJays2 (DSL)	0-0	0.00	1	0	0	0	0	1.0	0	0	0	0	0	1-0	0	0	0	.000
2008	DSL BlueJays2 (DSL)	4-1	0.96	20	0	0	0	4	37.1	30	6	4	1	0	5-0	27	2	0	.213
2009	BlueJays (GCL)	3-0	1.69	15	2	0	0	1	37.1	31	8	7	0	1	4-0	32	1	1	.226
	Auburn (NYP)	0-1	1.59	2	0	0	0	0	5.2	9	3	1	1	0	1-0	6	1	0	.346
2010	Lansing (MID)	8-2	3.17	37	2	0	0	4	76.2	64	31	27	4	0	20-1	61	2	0	.224
	Dunedin (FSL)	0-0	2.08	2	0	0	0	0	4.1	7	4	1	0	0	0-0	3	0	0	.350
Minor Totals		15-4	2.22	77	4	0	0	9	162.1	141	52	40	6	1	31-1	129	6	1	.230

Morgal, Matthew

PITCHER

HT: 6-5; **WT:** 220... **B-T:** R-R... **BORN:** 18 Sep 86, Oklahoma City, OK... **RESIDES:** Edmond, OK... **EDUCATION:** Southern Nazarene University... **TRANSACTIONS:** Selected by the Toronto Blue Jays in the 13th round of the 2009 June draft... Signed on June 14, 2009... **Signed By:** Ty Nichols

YR	Club & League	W-L	ERA	G	GS	CG	SHO	SV	IP	H	R	ER	HR	HB	BB-IB	SO	WP	BK	OBA
2009	Auburn (NYP)	3-4	6.08	12	2	0	0	0	26.2	29	20	18	1	3	12-0	15	2	0	.282
2010	BlueJays (GCL)	3-0	2.35	18	0	0	0	1	23.0	16	8	6	1	2	12-0	13	2	0	.200
Minor Totals		6-4	4.35	30	2	0	0	1	49.2	45	28	24	2	5	24-0	28	4	0	.246

Murphy, Griffin

PITCHER

HT: 6-3; **WT:** 200... **B-T:** R-L... **BORN:** 16 Jan 91, Highland, CA... **RESIDES:** Highland, CA... **EDUCATION:** Redlands East Valley High School... **TRANSACTIONS:** Selected by the Toronto Blue Jays in the 2nd round of the 2010 June draft... Signed on August 16, 2010... **Signed By:** Dan Cox

Murphy, John

CATCHER

HT: 6-4; **WT:** 235... **B-T:** S-R... **BORN:** 06 Apr 88, Sarasota, FL... **RESIDES:** Sarasota, FL... **EDUCATION:** Princeton University... **TRANSACTIONS:** Selected by the Toronto Blue Jays in the 31st round of the 2009 June draft... Signed on June 14, 2009... **Signed By:** Tom Burns

YR	Club & League	AVG	G	AB	R	H	2B	3B	HR	RBI	SH-SF	HB	BB-IB	SO	SB-CS	SLUG	OBP
2009	Auburn (NYP)	.279	19	61	7	17	3	0	2	8	0-0	0	11-0	8	0-0	.426	.389
	BlueJays (GCL)	.261	28	88	12	23	8	0	1	14	0-0	0	11-1	17	1-1	.386	.343
2010	Lansing (MID)	.000	2	2	0	0	0	0	0	1	0-1	0	1-0	0	0-0	.000	.250
	Auburn (NYP)	.224	35	116	8	26	9	0	3	12	0-0	1	8-0	29	0-0	.379	.280
Minor Totals		.247	84	267	27	66	20	0	6	35	0-1	1	31-1	54	1-1	.390	.327

Nagahashi, Adrian

OUTFIELDER

HT: 6-0; **WT:** 174... **B-T:** L-R... **BORN:** 12 Apr 90, La Plata, Argentina... **RESIDES:** La Plata, Argentina... **TRANSACTIONS:** Signed by the Tampa Bay Rays as a non-drafted free agent on December 12, 2006... Signed by the Toronto Blue Jays on September 15, 2010... **Signed By:** Carlos Alfonso

YR	Club & League	AVG	G	AB	R	H	2B	3B	HR	RBI	SH-SF	HB	BB-IB	SO	SB-CS	SLUG	OBP
2007	Devil Rays/Reds (VSL)	.202	36	104	13	21	3	0	0	3	0-0	5	7-0	26	3-1	.231	.284
2008	Rays (VSL)	.168	34	95	9	16	2	1	0	3	0-0	5	7-0	27	2-2	.211	.262
2009	Rays (VSL)	.245	37	110	18	27	4	1	2	12	1-0	1	9-0	19	4-5	.355	.308
2010								Did Not Play									
Minor Totals		.207	107	309	40	64	9	2	2	18	1-0	11	23-0	72	9-8	.269	.286

Namba, Bryson

CATCHER

HT: 6-2; **WT:** 210... **B-T:** R-R... **BORN:** 31 Jan 91, Pearl City, HI... **RESIDES:** Pearl City, HI... **EDUCATION:** Pearl City High School... **TRANSACTIONS:** Selected by the Toronto Blue Jays in the 12th round of the June 2009 draft... Signed on June 17, 2009... **Signed By:** Tim Rooney

YR	Club & League	AVG	G	AB	R	H	2B	3B	HR	RBI	SH-SF	HB	BB-IB	SO	SB-CS	SLUG	OBP
2009	BlueJays (GCL)	.169	27	77	9	13	2	0	4	8	0-1	2	6-0	28	1-1	.351	.244
2010	BlueJays (GCL)	.205	35	117	9	24	5	2	4	15	0-1	1	5-0	53	0-1	.385	.242
Minor Totals		.191	62	194	18	37	7	2	8	23	0-2	3	11-0	81	1-2	.371	.243

Nanita, Ricardo

OUTFIELDER

HT: 6-0; **WT:** 205... **B-T:** L-L... **BORN:** 12 Jun 81, Santo Domingo, DR... **RESIDES:** Santo Domingo, DR... **TRANSACTIONS:** Signed by the Chicago White Sox as a non-drafted free agent on June 7, 2003... Selected in the minor league phase of the Rule 5 Draft by the Washington Nationals on December 11, 2008... Signed by the Toronto Blue Jays on August 24, 2010... **Signed By:** Jose Ortega

YR	Club & League	AVG	G	AB	R	H	2B	3B	HR	RBI	SH-SF	HB	BB-IB	SO	SB-CS	SLUG	OBP
2003	Great Falls White (PIO)	.384	47	185	38	71	7	4	5	37	1-3	6	17-2	28	11-6	.546	.445
2004	Kannapolis (SAL)	.316	61	225	32	71	12	2	1	31	0-2	3	26-0	32	5-4	.400	.391
	Winston-Salem (CAR)	.241	55	187	21	45	8	1	2	28	6-4	3	23-2	46	7-4	.326	.327
2005	Winston-Salem (CAR)	.292	120	415	73	121	36	2	9	54	8-4	10	61-2	53	14-11	.453	.392
2006	Birmingham (SOU)	.286	106	364	48	104	14	3	8	42	10-5	2	51-6	56	11-6	.407	.372
2007	Birmingham (SOU)	.260	123	427	45	111	21	0	5	42	4-6	5	33-3	53	10-8	.344	.316
2008	Birmingham (SOU)	.286	111	412	52	118	22	2	9	51	8-2	5	37-0	56	14-9	.415	.351
2009	Nationals (GCL)	.286	9	28	7	8	1	0	1	7	0-2	0	4-0	6	1-0	.429	.353
	Harrisburg (EAS)	.294	41	126	17	37	10	1	5	19	3-1	0	9-2	18	1-2	.508	.338
2010	New Hampshire (EAS)	.238	6	21	2	5	3	0	0	3	0-1	0	0-0	3	0-0	.381	.227
Minor Totals		.289	679	2390	335	691	134	15	45	314	40-30	34	261-17	351	74-50	.414	.363

Natera, Fausto

OUTFIELDER

HT: 6-1; **WT:** 160... **B-T:** S-R... **BORN:** 15 Aug 88, Los Llanos San Pedro de Macoris, DR... **RESIDES:** San Pedro de Macoris, DR... **TRANSACTIONS:** Signed as a non-drafted free agent by the Toronto Blue Jays on January 3, 2008... **Signed By:** Hilario Soriano

YR	Club & League	AVG	G	AB	R	H	2B	3B	HR	RBI	SH-SF	HB	BB-IB	SO	SB-CS	SLUG	OBP
2007	DSL BlueJays2 (DSL)	.213	64	197	45	42	6	4	0	11	0-1	8	40-0	48	10-4	.284	.366
2008	DSL BlueJays1 (DSL)	.292	31	113	21	33	5	0	1	11	2-0	6	14-0	23	5-4	.363	.398
	DSL BlueJays2 (DSL)	.279	33	122	24	34	3	2	0	13	1-1	2	23-0	22	8-2	.336	.399
2009	DSL (DSL)	.300	61	240	43	72	8	7	0	27	4-2	4	31-3	33	22-5	.392	.386
2010	DSL (DSL)	.238	59	227	25	54	9	2	0	12	2-1	7	15-2	37	17-6	.295	.304
Minor Totals		.261	248	899	158	235	31	15	1	74	9-5	27	123-5	163	62-21	.333	.365

Navarrete, Jorge

PITCHER

HT: 6-0; **WT:** 190... **B-T:** L-L... **BORN:** 25 Sep 89, Brooklyn, NY... **RESIDES:** Brooklyn NY... **EDUCATION:** New Utrecht High School... **TRANSACTIONS:** Signed by the Toronto Blue Jays as a non-drafted free agent on September 4, 2010... **Signed By:** Michael Pesce

Nessy, Santiago

CATCHER

HT: 6-2; **WT:** 230... **B-T:** R-R... **BORN:** 08 Dec 92, Caracas, VZ... **RESIDES:** Caracas, VZ... **TRANSACTIONS:** Signed by the Toronto Blue Jays as a non-drafted free agent on July 2, 2009... **Signed By:** Rafael Moncada

YR	Club & League	AVG	G	AB	R	H	2B	3B	HR	RBI	SH-SF	HB	BB-IB	SO	SB-CS	SLUG	OBP
2010	DSL (DSL)	.248	44	141	15	35	12	0	2	17	0-3	4	14-1	44	4-0	.376	.327
Minor Totals		.248	44	141	15	35	12	0	2	17	0-3	4	14-1	44	4-0	.376	.327

Nicolino, Justin

PITCHER

HT: 6-3; **WT:** 175... **B-T:** L-L... **BORN:** 22 Nov 91, Orlando, FL... **RESIDES:** Orlando, FL... **EDUCATION:** University High School... **TRANSACTIONS:** Selected by the Toronto Blue Jays in the 2nd round of the 2010 June draft... Signed on August 7, 2010... **Signed By:** Carlos Rodriguez

Nolan, Kevin

INFIELDER

HT: 6-2; **WT:** 200... **B-T:** R-R... **BORN:** 13 Dec 87, Nashua, NH... **RESIDES:** Nashua, NH... **EDUCATION:** Winthrop University... **TRANSACTIONS:** Selected by the Toronto Blue Jays in the 20th round of the 2009 June draft... Signed on June 14, 2009... **Signed By:** Matt Briggs

YR	Club & League	AVG	G	AB	R	H	2B	3B	HR	RBI	SH-SF	HB	BB-IB	SO	SB-CS	SLUG	OBP
2009	Auburn (NYP)	.191	48	157	10	30	4	0	0	10	4-1	2	7-0	29	2-2	.217	.234
2010	Lansing (MID)	.295	83	285	42	84	25	2	0	30	3-2	5	31-0	34	11-10	.396	.372
Minor Totals		.258	131	442	52	114	29	2	0	40	7-3	7	38-0	63	13-12	.333	.324

Nolin, Sean

PITCHER

HT: 6-5; **WT:** 235... **B-T:** L-L... **BORN:** 26 Dec 89, Seaford, NY... **RESIDES:** Seaford, NY... **EDUCATION:** San Jacinto Junior College... **TRANSACTIONS:** Selected by the Toronto Blue Jays in the 6th round of the 2010 June draft... Signed on July 13, 2010... **Signed By:** Aaron Jersild

YR	Club & League	W-L	ERA	G	GS	CG	SHO	SV	IP	H	R	ER	HR	HB	BB-IB	SO	WP	BK	OBA
2010	BlueJays (GCL)	0-0	0.00	1	1	0	0	0	2.0	1	0	0	0	0	1-0	4	0	0	.167
	Auburn (NYP)	0-2	6.05	6	6	0	0	0	19.1	25	13	13	0	2	9-0	22	2	0	.312
Minor Totals		0-2	5.48	7	7	0	0	0	21.1	26	13	13	0	2	10-0	26	2	0	.302

Nuzzo, Matthew

INFIELDER

HT: 6-0; **WT:** 205... **B-T:** R-R... **BORN:** 18 Mar 87, Everett, MA... **RESIDES:** Everett, MA... **EDUCATION:** Brown University... **TRANSACTIONS:** Selected by the Toronto Blue Jays in the 24th round of the 2009 June draft... Signed on June 14, 2009... **Signed By:** Tom Burns

YR	Club & League	AVG	G	AB	R	H	2B	3B	HR	RBI	SH-SF	HB	BB-IB	SO	SB-CS	SLUG	OBP
2009	BlueJays (GCL)	.239	34	92	8	22	4	2	1	7	2-2	2	9-0	30	1-0	.359	.314
2010	Auburn (NYP)	.250	39	108	23	27	2	4	1	14	1-1	2	13-0	35	2-0	.370	.339
Minor Totals		.245	73	200	31	49	6	6	2	21	3-3	4	22-0	65	3-0	.365	.328

Ochinko, Sean

CATCHER

HT: 5-11; **WT:** 205... **B-T:** R-R... **BORN:** 21 Oct 87, Parkland, FL... **RESIDES:** Parkland, FL... **EDUCATION:** LSU... **TRANSACTIONS:** Selected by the Toronto Blue Jays in the 11th round of the 2009 June draft... Signed on July 7, 2009... **Signed By:** Rob St. Julien

YR	Club & League	AVG	G	AB	R	H	2B	3B	HR	RBI	SH-SF	HB	BB-IB	SO	SB-CS	SLUG	OBP
2009	Auburn (NYP)	.324	52	188	40	61	20	0	6	32	0-1	2	16-2	26	1-0	.527	.382
2010	Lansing (MID)	.311	109	412	57	128	37	0	8	65	0-6	5	30-0	58	1-0	.459	.360
Minor Totals		.315	161	600	97	189	57	0	14	97	0-7	7	46-2	84	2-0	.480	.367

Opitz, Shane

INFIELDER

HT: 6-1; **WT:** 180... **B-T:** L-R... **BORN:** 10 Jan 92, Centennial, CO... **RESIDES:** Centennial, CO... **EDUCATION:** Heritage High School... **TRANSACTIONS:** Selected by the Toronto Blue Jays in the 11th round of the 2010 June draft... Signed on July 30, 2010... **Signed By:** Jon Bunnell

YR	Club & League	AVG	G	AB	R	H	2B	3B	HR	RBI	SH-SF	HB	BB-IB	SO	SB-CS	SLUG	OBP
2010	BlueJays (GCL)	.303	10	33	3	10	3	1	0	3	0-0	1	2-0	5	1-0	.455	.361
Minor Totals		.303	10	33	3	10	3	1	0	3	0-0	1	2-0	5	1-0	.455	.361

Outman, Zach

PITCHER

HT: 6-2; **WT:** 185... **B-T:** R-R... **BORN:** 29 Dec 87, St. Louis, MO... **RESIDES:** St, Louis, MO... **EDUCATION:** St. Louis University... **TRANSACTIONS:** Selected by the Toronto Blue Jays in the 28th round of the 2009 June draft... Signed on June 15, 2009... **Signed By:** Steve Miller

YR	Club & League	W-L	ERA	G	GS	CG	SHO	SV	IP	H	R	ER	HR	HB	BB-IB	SO	WP	BK	OBA
2009	Auburn (NYP)	1-1	5.87	17	0	0	0	0	23.0	30	24	15	2	1	20-1	19	1	1	.300
2010	Auburn (NYP)	0-2	5.27	23	0	0	0	0	27.1	27	22	16	0	1	27-0	28	4	0	.252
Minor Totals		1-3	5.54	40	0	0	0	0	50.1	57	46	31	2	2	47-1	47	5	1	.275

Page, Ryan

PITCHER

HT: 6-3; **WT:** 205... **B-T:** L-L... **BORN:** 16 Sep 85, Dayton, OH... **RESIDES:** Lynchburg, VA... **EDUCATION:** Liberty University of Virginia... **TRANSACTIONS:** Selected by the Toronto Blue Jays in the 20th round of the 2008 June draft... Signed on June 10, 2008... **Signed By:** Tom Burns

YR	Club & League	W-L	ERA	G	GS	CG	SHO	SV	IP	H	R	ER	HR	HB	BB-IB	SO	WP	BK	OBA
2008	Auburn (NYP)	1-0	0.00	4	0	0	0	0	6.0	2	0	0	0	0	1-0	3	0	0	.111
	BlueJays (GCL)	2-0	1.69	8	6	0	0	0	32.0	32	7	6	1	4	3-0	18	2	0	.264
	Dunedin (FSL)	1-0	0.82	2	2	0	0	0	11.0	8	1	1	0	0	1-0	5	0	0	.205
2009	Dunedin (FSL)	11-13	3.88	28	28	1	0	0	155.1	188	90	67	9	2	32-1	83	3	1	.298
2010	Dunedin (FSL)	3-8	5.00	19	14	0	0	0	84.2	96	52	47	8	2	26-0	43	2	0	.285
	New Hampshire (EAS)	0-1	27.00	1	0	0	0	0	2.0	5	6	6	1	0	3-0	1	0	0	.556
Minor Totals		18-22	3.93	62	50	1	0	0	291.0	331	156	127	19	8	66-1	153	7	1	.287

Pena, Gari

INFIELDER

HT: 5-11... WT: 178... **B-T:** R-R... **BORN:** 10 Mar 92, Bani, DR... **RESIDES:** Bani, DR... **TRANSACTIONS:** Signed as a non-drafted free agent by the Toronto Blue Jays on November 4, 2008... **Signed By:** Hilario Soriano

YR	Club & League	AVG	G	AB	R	H	2B	3B	HR	RBI	SH-SF	HB	BB-IB	SO	SB-CS	SLUG	OBP
2009	BlueJays (GCL)	.192	33	99	7	19	4	1	2	9	0-0	5	2-0	28	1-0	.313	.245
2010	BlueJays (GCL)	.204	44	147	12	30	4	0	2	15	0-3	3	6-0	40	1-1	.272	.245
Minor Totals		.199	77	246	19	49	8	1	4	24	0-3	8	8-0	68	2-1	.289	.245

Pepe, Alex

PITCHER

HT: 6-1; **WT:** 190... **B-T:** L-L... **BORN:** 14 Apr 87, Deerfield Beach, FL... **RESIDES:** Deerfield Beech, FL... **EDUCATION:** Florida Atlantic University... **TRANSACTIONS:** Selected in the 36th round of the 2009 June Draft... Signed on June 14, 2009... **Signed By:** Hilario Soriano

YR	Club & League	W-L	ERA	G	GS	CG	SHO	SV	IP	H	R	ER	HR	HB	BB-IB	SO	WP	BK	OBA
2009	BlueJays (GCL)	1-3	2.55	13	1	0	0	0	17.2	12	6	5	0	1	10-2	22	2	0	.203
2010	BlueJays (GCL)	1-0	10.50	13	0	0	0	0	12.0	14	19	14	1	2	9-0	11	4	0	.286
Minor Totals		2-3	5.76	26	1	0	0	0	29.2	26	25	19	1	3	19-2	33	6	0	.241

Perales, Daniel

OUTFIELDER

HT: 6-0; **WT:** 195... **B-T:** L-L... **BORN:** 18 Mar 85, Orange, CA... **RESIDES:** Orange, CA... **EDUCATION:** University of Southern California... **TRANSACTIONS:** Selected by the Arizona Diamondbacks in the 22nd round of the 2006 June draft... Signed on June 9, 2006... Traded to the Cincinnati Reds on April 7, 2008… Signed by the Toronto Blue Jays on February 11, 2010… **Signed By:** Hal Kurtzman

YR	Club & League	AVG	G	AB	R	H	2B	3B	HR	RBI	SH-SF	HB	BB-IB	SO	SB-CS	SLUG	OBP
2006	Missoula (PIO)	.275	67	255	42	70	13	5	7	39	2-1	7	25-0	35	12-4	.447	.354
2007	South Bend Silver (MID)	.282	136	554	80	156	32	10	16	92	0-5	8	42-2	100	7-7	.462	.338
2008	Dayton (MID)	.231	11	39	2	9	3	1	1	6	0-0	0	3-0	12	1-1	.436	.286
	Sarasota (FSL)	.206	68	238	23	49	16	4	3	18	2-3	1	20-0	64	4-1	.345	.267
2009	Sarasota (FSL)	.206	20	63	7	13	4	1	1	13	0-4	0	1-0	9	1-0	.349	.206
2010	Dunedin (FSL)	.257	40	148	15	38	6	2	6	16	0-1	1	6-1	26	6-0	.446	.288
	New Hampshire (EAS)	.280	21	75	16	21	4	1	5	9	2-1	3	4-0	15	2-0	.560	.337
	Las Vegas (PCL)	.255	52	196	30	50	14	1	5	30	1-1	2	13-0	36	4-1	.413	.307
Minor Totals		.259	415	1568	215	406	92	25	44	223	7-16	22	114-3	297	37-14	.434	.315

Perez, Carlos

CATCHER

HT: 6-0; **WT:** 185... **B-T:** R-R... **BORN:** 27 Oct 90, Valencia, Carabobo, VZ... **RESIDES:** Valencia, Carabobo, VZ... **TRANSACTIONS:** Signed as a non-drafted free agent by the Toronto Blue Jays on January 2, 2008... **Signed By:** Rafael Moncada

YR	Club & League	AVG	G	AB	R	H	2B	3B	HR	RBI	SH-SF	HB	BB-IB	SO	SB-CS	SLUG	OBP
2008	DSL BlueJays1 (DSL)	.306	58	196	27	60	10	2	0	29	0-3	6	52-0	28	7-5	.378	.459
2009	BlueJays (GCL)	.291	43	141	17	41	11	3	1	21	1-3	2	16-0	23	2-5	.433	.364
2010	Auburn (NYP)	.298	66	235	44	70	11	8	2	41	0-3	6	34-0	41	7-3	.438	.396
Minor Totals		.299	167	572	88	171	32	13	3	91	1-9	14	102-0	92	16-13	.416	.412

Perez, Tonguar

CATCHER

HT: 5-9; **WT:** 210... **B-T:** R-R... **BORN:** 08 Jan 93, Quibor, Lara, VZ... **RESIDES:** Quibor, Lara, VZ... **TRANSACTIONS:** Signed by the Toronto Blue Jays as a non-drafted free agent on November 18, 2009... **Signed By:** Robinson Garces

YR	Club & League	AVG	G	AB	R	H	2B	3B	HR	RBI	SH-SF	HB	BB-IB	SO	SB-CS	SLUG	OBP
2010	DSL (DSL)	.221	40	122	7	27	4	1	0	12	1-1	3	8-0	35	0-0	.270	.284
Minor Totals		.221	40	122	7	27	4	1	0	12	1-1	3	8-0	35	0-0	.270	.284

Permison, Andrew

PITCHER

HT: 5-10; **WT:** 170... **B-T:** R-R... **BORN:** 24 Feb 84, Columbia, MD... **RESIDES:** Columbia, MD... **EDUCATION:** Towson Unviversity... **TRANSACTIONS:** Selected by the Toronto Blue Jays in the 42nd round of the 2010 June Draft... Signed on June 13, 2010… **Signed By:** Bobby Gandolfo

YR	Club & League	W-L	ERA	G	GS	CG	SHO	SV	IP	H	R	ER	HR	HB	BB-IB	SO	WP	BK	OBA
2010	Auburn (NYP)	1-1	2.31	27	0	0	0	7	39.0	23	15	10	0	0	19-1	59	7	0	.164
Minor Totals		1-1	2.31	27	0	0	0	7	39.0	23	15	10	0	0	19-1	59	7	0	.164

Pierre, Gustavo

INFIELDER

HT: 6-2... WT: 183... **B-T:** R-R... **BORN:** 12 Dec 91, La Romana, DR... **RESIDES:** La Romana, DR... **TRANSACTIONS:** Signed as a non-drafted free agent by the Toronto Blue Jays on July 2, 2008... **Signed By:** Hilario Soriano & Miguel Bernard

YR	Club & League	AVG	G	AB	R	H	2B	3B	HR	RBI	SH-SF	HB	BB-IB	SO	SB-CS	SLUG	OBP
2009	BlueJays (GCL)	.259	48	174	22	45	10	4	4	22	2-2	1	3-0	45	8-5	.431	.272
2010	Auburn (NYP)	.236	66	250	29	59	12	3	3	22	3-4	1	17-0	64	8-4	.344	.283
Minor Totals		.245	114	424	51	104	22	7	7	44	5-6	2	20-0	109	16-9	.380	.279

Pina, Carlos

PITCHER

HT: 5-11; **WT:** 169... **B-T:** L-L... **BORN:** 05 Mar 90, Nagunagua, Carabobo, VZ... **RESIDES:** Nagunagua, Carabobo, VZ... **TRANSACTIONS:** Signed as a non-drafted free agent by the Toronto Blue Jays, January 4, 2008... **Signed By:** Rafael Moncada

YR	Club & League	W-L	ERA	G	GS	CG	SHO	SV	IP	H	R	ER	HR	HB	BB-IB	SO	WP	BK	OBA
2008	DSL BlueJays2 (DSL)	4-3	3.69	13	13	0	0	0	68.1	68	35	28	3	3	13-0	64	5	0	.253
2009	BlueJays (GCL)	3-2	1.57	12	10	0	0	0	51.2	46	23	9	2	2	16-0	35	3	0	.231
2010	Injured – Did Not Play																		
Minor Totals		7-5	2.77	25	23	0	0	0	120.0	114	58	37	5	5	29-0	99	8	0	.244

Pompey, Dalton

OUTFIELDER

HT: 6-1; **WT:** 170... **B-T:** S-R... **BORN:** 11 Dec 82, Mississauga, ON, CAN... **RESIDES:** Mississauga, ON, CAN... **EDUCATION:** John Fraser High School... **TRANSACTIONS:** Selected by the Toronto Blue Jays in the 16th round of the 2010 June draft... Signed on June 15, 2010... **Signed By:** Jamie Lehman

YR	Club & League	AVG	G	AB	R	H	2B	3B	HR	RBI	SH-SF	HB	BB-IB	SO	SB-CS	SLUG	OBP
2010	BlueJays (GCL)	.191	11	47	4	9	0	0	2	5	0-0	1	3-0	10	4-1	.319	.255
Minor Totals		.191	11	47	4	9	0	0	2	5	0-0	1	3-0	10	4-1	.319	.255

Potts, Jared

PITCHER

HT: 6-3; **WT:** 200... **B-T:** L-L... **BORN:** 04 Jul 85, Clasemore, OK... **RESIDES:** Warrensburg, MO... **EDUCATION:** Central Missouri St University... **TRANSACTIONS:** Signed by the Toronto Blue Jays as a non-drafted free agent on June 13, 2008... **Signed By:** Steve Miller

YR	Club & League	W-L	ERA	G	GS	CG	SHO	SV	IP	H	R	ER	HR	HB	BB-IB	SO	WP	BK	OBA
2008	Blue Jays (GULF)	4-2	4.26	14	1	0	0	0	31.2	30	17	15	3	1	18-0	31	1	0	.261
	Auburn (NYP)	1-1	1.23	3	0	0	0	0	7.1	6	4	1	0	1	3-0	9	0	0	.214
2009	Lansing (MID)	4-1	3.47	31	0	0	0	0	46.2	49	19	18	0	4	16-0	45	4	2	.275
	Dunedin (FSL)	0-0	4.58	14	0	0	0	1	19.2	24	10	10	1	0	7-0	16	0	0	.316
2010	Dunedin (FSL)	3-1	3.16	33	0	0	0	1	42.2	39	15	15	0	0	20-1	38	2	2	.250
	New Hampshire (EAS)	2-2	7.78	15	0	0	0	0	19.2	28	18	17	3	1	12-3	22	1	1	.333
Minor Totals		14-7	4.08	110	1	0	0	2	167.2	176	83	76	7	7	76-4	161	8	5	.277

Powell, Tyler

PITCHER

HT: 6-4; **WT:** 210... **B-T:** R-R... **BORN:** 16 Feb 89, New Smyrna Beach, FL... **RESIDES:** New Smyrna Beach, FL... **EDUCATION:** Belmont Abbey College... **TRANSACTIONS:** Selected by the Toronto Blue Jays in the 34th round of the 2010 June Draft... Signed on June 13, 2010... **Signed By:** John Hendricks

YR	Club & League	W-L	ERA	G	GS	CG	SHO	SV	IP	H	R	ER	HR	HB	BB-IB	SO	WP	BK	OBA
2010	Auburn (NYP)	2-0	10.13	9	0	0	0	0	16.0	23	18	18	3	1	9-0	16	3	0	.348
	BlueJays (GCL)	3-2	2.86	5	5	0	0	0	22.0	20	8	7	0	3	3-0	14	4	0	.244
Minor Totals		5-2	5.92	14	5	0	0	0	38.0	43	26	25	3	4	12-0	30	7	0	.291

Pumarol, Jonathan

CATCHER

HT: 5-9... WT: 194... **B-T:** R-R... **BORN:** 04 May 92, Santo Domingo, DR... **RESIDES:** Santo Domingo, DR... **TRANSACTIONS:** Signed by the Toronto Blue Jays as a non-drafted free agent on December 16, 2009... **Signed By:** Hilario Soriano

YR	Club & League	AVG	G	AB	R	H	2B	3B	HR	RBI	SH-SF	HB	BB-IB	SO	SB-CS	SLUG	OBP
2010	DSL (DSL)	.132	15	38	2	5	0	0	0	1	0-0	0	6-0	13	1-1	.132	.250
Minor Totals		.132	15	38	2	5	0	0	0	1	0-0	0	6-0	13	1-1	.132	.250

Purdy, Nicholas

PITCHER

HT: 6-5; **WT:** 205... **B-T:** R-R... **BORN:** 02 Oct 89, Ajax, Onatario, CAN... **RESIDES:** Grafton, ON, CAN... **EDUCATION:** Hillsborough Junior College... **TRANSACTIONS:** Signed by the Toronto Blue Jays as a non-drafted free agent on March 20, 2010... **Signed By:** Jamie Lehman

YR	Club & League	W-L	ERA	G	GS	CG	SHO	SV	IP	H	R	ER	HR	HB	BB-IB	SO	WP	BK	OBA
2010	BlueJays (GCL)	3-4	3.76	12	10	0	0	0	55.0	48	26	23	6	5	16-0	50	2	3	.241
Minor Totals		3-4	3.76	12	10	0	0	0	55.0	48	26	23	6	5	16-0	50	2	3	.241

Quintana, Alberto

CATCHER

HT: 6-0... WT: 200... **B-T:** R-R... **BORN:** 09 Nov 82, Sylmar, CA... **RESIDES:** Sylmar, CA... **EDUCATION:** Cal Northridge University... **TRANSACTIONS:** Selected by the Toronto Blue Jays in the 40th round of the 2005 June draft... Signed June 13, 2005... **Signed By:** Billy Gasparino

YR	Club & League	AVG	G	AB	R	H	2B	3B	HR	RBI	SH-SF	HB	BB-IB	SO	SB-CS	SLUG	OBP
2005	Pulaski (APP)	.282	26	78	11	22	4	2	0	11	0-1	0	7-0	15	1-1	.385	.337
	Lansing (MID)	.077	5	13	2	1	0	0	0	0	0-0	0	1-1	4	0-0	.077	.143
2006	Auburn (NYP)	.300	6	10	1	3	0	0	0	1	0-0	0	1-0	3	0-0	.300	.364
	Lansing (MID)	.176	18	51	8	9	0	0	0	3	0-0	0	10-0	11	1-1	.176	.311
2007	Dunedin (FSL)	.243	41	140	18	34	6	1	1	12	2-1	2	12-0	28	0-0	.321	.310
	Syracuse (INT)	.375	5	16	3	6	2	0	0	2	1-0	0	0-0	2	0-0	.500	.375
2008	Syracuse (INT)	.125	3	8	0	1	0	0	0	0	0-0	0	0-0	3	0-0	.125	.125
	Dunedin (FSL)	.329	44	155	23	51	2	1	2	7	0-0	1	8-0	27	3-2	.394	.366
2009	Dunedin (FSL)	.167	2	6	0	1	1	0	0	1	0-0	0	2-0	2	0-0	.333	.375
	Las Vegas (PCL)	.000	1	1	0	0	0	0	0	0	0-0	0	0-0	0	0-0	.000	.000
	New Hampshire (EAS)	.227	93	317	34	72	17	1	4	35	2-2	2	19-1	69	0-0	.325	.274
2010	New Hampshire (EAS)	.200	16	50	5	10	4	0	1	9	0-1	1	3-0	16	0-0	.340	.255
	Dunedin (FSL)	.255	15	51	7	13	4	0	1	7	1-0	1	5-0	12	0-0	.392	.333
	Las Vegas (PCL)	.174	8	23	1	4	2	0	0	2	0-0	0	0-0	6	0-0	.261	.174
Minor Totals		.247	283	919	113	227	42	5	9	90	6-5	7	68-2	198	5-4	.333	.302

Quintana, Gabriel

INFIELDER

HT: 5-9... WT: 155... **B-T:** R-R... **BORN:** 17 Oct 92, Tucupita, VZ... **RESIDES:** Tucupita, VZ... **TRANSACTIONS:** Signed as a non-drafted free agent by the Toronto Blue Jays on December 18, 2009... **Signed By:** Robison Garces

YR	Club & League	AVG	G	AB	R	H	2B	3B	HR	RBI	SH-SF	HB	BB-IB	SO	SB-CS	SLUG	OBP
2010	DSL (DSL)	.207	34	87	8	18	2	0	0	3	2-0	2	4-0	24	6-2	.230	.258
Minor Totals		.207	34	87	8	18	2	0	0	3	2-0	2	4-0	24	6-2	.230	.258

Raburn, Steven

PITCHER

HT: 6-5; **WT:** 225... **B-T:** R-R... **BORN:** 17 Oct 88, Stone Mountain, GA... **RESIDES:** Stone Mountain, GA... **TRANSACTIONS:** Signed by the Toronto Blue Jays as a non-drafted free agent on October 26, 2010... **Signed By:** Dan Cox

Ramirez, Alex

PITCHER

HT: 6-3... WT: 185... **B-T:** R-R... **BORN:** 11 Feb 90, Hato Mayor Del Rey, DR... **RESIDES:** Hato Mayor Del Rey, DR... **TRANSACTIONS:** Signed as a non-drafted free agent by the Toronto Blue Jays, April 11, 2007... **Signed By:** Hilario Soriano

YR	Club & League	W-L	ERA	G	GS	CG	SHO	SV	IP	H	R	ER	HR	HB	BB-IB	SO	WP	BK	OBA
2007	DSL (DSL)	0-8	8.86	13	6	0	0	0	41.2	53	42	41	4	11	27-0	20	17	2	.306
2008	DSL BlueJays2 (DSL)	2-6	6.02	14	12	1	0	0	64.1	63	44	43	4	12	27-0	35	4	1	.263
2009	DSL (DSL)	2-2	3.69	11	4	0	0	0	31.2	26	18	13	3	5	17-0	17	3	0	.234
2010	DSL (DSL)	4-5	2.01	17	8	0	0	0	53.2	42	17	12	0	9	14-0	48	7	3	.216
Minor Totals		8-21	5.13	55	30	1	0	0	191.1	184	121	109	11	37	85-0	120	31	6	.256

Ramirez, Carlos

OUTFIELDER

HT: 6-3... WT: 170... **B-T:** L-L... **BORN:** 24 Apr 91, Santo Domingo, DR... **RESIDES:** Santo Domingo, DR... **TRANSACTIONS:** Signed as a non-drafted free agent by the Toronto Blue Jays on March 5, 2009... **Signed By:** Hilario Soriano

YR	Club & League	AVG	G	AB	R	H	2B	3B	HR	RBI	SH-SF	HB	BB-IB	SO	SB-CS	SLUG	OBP
2009	DSL (DSL)	.229	52	179	29	41	5	1	3	14	1-0	5	15-1	56	4-3	.318	.307
2010	BlueJays (GCL)	.205	47	151	14	31	4	1	2	12	0-1	5	16-0	48	2-1	.285	.301
Minor Totals		.218	99	330	43	72	9	2	5	26	1-1	10	31-1	104	6-4	.303	.304

Rankin, Pierce

CATCHER

HT: 6-1; **WT:** 200... **B-T:** R-R... **BORN:** 26 Apr 89, Seattle, WA... **RESIDES:** Seattle, WA... **EDUCATION:** University of Wahington... **TRANSACTIONS:** Selected by the Toronto Blue Jays in the 38th round of the 2010 June Draft... Signed on June 16, 2010... **Signed By:** Ryan Fox

YR	Club & League	AVG	G	AB	R	H	2B	3B	HR	RBI	SH-SF	HB	BB-IB	SO	SB-CS	SLUG	OBP
2010	BlueJays (GCL)	.265	41	136	17	36	11	1	4	22	1-1	7	15-0	33	2-1	.449	.365
Minor Totals		.265	41	136	17	36	11	1	4	22	1-1	7	15-0	33	2-1	.449	.365

Rodriguez, Alexys

CATCHER

HT: 5-11... WT: 195... **B-T:** R-R... **BORN:** 23 Nov 88, Maturin, Monagas, VE... **RESIDES:** Maturin, Monagas, VE... **TRANSACTIONS:** Signed by the Toronto Blue Jays as a non-drafted free agent on January 3, 2008... **Signed By:** Rafael Moncada

YR	Club & League	AVG	G	AB	R	H	2B	3B	HR	RBI	SH-SF	HB	BB-IB	SO	SB-CS	SLUG	OBP
2008	DSL BlueJays1 (DSL)	.207	42	135	17	28	5	0	0	12	2-0	4	24-0	23	4-2	.244	.344
	DSL BlueJays2 (DSL)	.200	2	5	1	1	0	0	0	0	0-0	0	1-0	0	0-0	.200	.333
2009	DSL (DSL)	.263	28	95	14	25	6	2	1	14	0-0	3	12-0	14	3-0	.400	.364
2010	DSL (DSL)	.226	12	31	3	7	1	0	0	4	0-2	1	4-0	6	0-1	.258	.316
Minor Totals		.229	84	266	35	61	12	2	1	30	2-2	8	41-0	43	7-3	.301	.347

Rodriguez, Conception

OUTFIELDER

HT: 6-2... WT: 205... **B-T:** R-R... **BORN:** 19 Sep 86, Chepo, Panama... **RESIDES:** Chepo, Panama... **TRANSACTIONS:** Signed by the Atlanta Braves as a non-drafted free agent on September 7, 2003... Signed by the Toronto Blue Jays on July 29, 2010… **Signed By:** Luis Ortiz

YR	Club & League	AVG	G	AB	R	H	2B	3B	HR	RBI	SH-SF	HB	BB-IB	SO	SB-CS	SLUG	OBP
2004	DSL Braves1 (DSL)	.269	55	193	32	52	11	2	3	24	1-2	4	21-0	37	11-6	.394	.350
2005	DSL Braves1 (DSL)	.281	57	196	41	55	9	2	5	32	2-1	3	35-0	31	2-2	.423	.396
2006	Danville (APP)	.275	63	244	45	67	11	3	5	37	3-5	2	24-1	39	9-4	.406	.338
2007	Rome (SAL)	.206	123	427	51	88	24	0	7	50	2-5	5	54-0	82	11-6	.311	.299
2008	Rome (SAL)	.267	19	60	8	16	2	0	3	13	0-3	0	12-0	16	1-2	.450	.373
	Myrtle Beach (CAR)	.280	108	379	56	106	26	5	11	56	2-4	4	33-0	66	9-6	.462	.340
2009	Mississippi (SOU)	.263	116	395	43	104	19	1	3	32	6-5	1	29-0	69	9-9	.339	.312
2010	Mississippi (SOU)	.220	64	173	17	38	7	2	0	24	1-3	3	20-0	36	3-2	.283	.307
	New Hampshire (EAS)	.240	6	25	0	6	0	0	0	5	0-1	0	0-0	6	1-0	.240	.231
	Dunedin (FSL)	.250	15	44	4	11	3	0	0	5	0-0	1	7-0	9	1-2	.318	.365
Minor Totals		.254	626	2136	297	543	112	15	37	278	17-29	23	235-1	391	57-39	.373	.331

Rojas, Angel

INFIELDER

HT: 5-11... WT: 160... **B-T:** R-R... **BORN:** 07 Apr 93, Maracay, VZ... **RESIDES:** Turmero, VZ... **TRANSACTIONS:** Signed by the Toronto Blue Jays as a non-drafted free agent on December 18, 2009... **Signed By:** Rafael Moncada

YR	Club & League	AVG	G	AB	R	H	2B	3B	HR	RBI	SH-SF	HB	BB-IB	SO	SB-CS	SLUG	OBP
2010	DSL (DSL)	.169	43	130	11	22	3	0	0	3	2-0	1	6-0	38	7-3	.192	.212
Minor Totals		.169	43	130	11	22	3	0	0	3	2-0	1	6-0	38	7-3	.192	.212

Romero, Steven

PITCHER

HT: 6-2; **WT:** 180... **B-T:** R-R... **BORN:** 02 Aug 90, Bolivar, VZ... **RESIDES:** Bolivar, VZ... **TRANSACTIONS:** Signed by the Toronto Blue Jays as a non-drafted free agent on February 8, 2008... **Signed By:** Juan Salabarria

YR	Club & League	W-L	ERA	G	GS	CG	SHO	SV	IP	H	R	ER	HR	HB	BB-IB	SO	WP	BK	OBA
2008	DSL BlueJays2 (DSL)	0-0	11.15	12	1	0	0	1	15.1	28	23	19	1	3	7-0	12	4	1	.389
2009	DSL (DSL)	1-0	3.38	13	0	0	0	0	32.0	25	13	12	1	3	15-0	24	4	0	.223
2010	DSL (DSL)	3-4	4.15	16	0	0	0	1	43.1	38	22	20	1	5	15-2	37	3	1	.237
Minor Totals		4-4	5.06	41	1	0	0	2	90.2	91	58	51	3	11	37-2	73	11	2	.265

Salas, Roan

INFIELDER

HT: 5-11; **WT:** 175... **B-T:** R-R... **BORN:** 09 Jun 90, Coro, VZ... **RESIDES:** Coro, VZ... **TRANSACTIONS:** Signed as a non-drafted free agent by the Texas Rangers on August 21, 2006... Signed by the Tampa Bay Rays on December 16, 2008… Selected by the Toronto Blue Jays in the minor league phase of the Rule 5 Draft on December 9, 2010… **Signed By:** Ronnie Blanco

YR	Club & League	AVG	G	AB	R	H	2B	3B	HR	RBI	SH-SF	HB	BB-IB	SO	SB-CS	SLUG	OBP
2007	DSL (DSL)	.290	44	124	15	36	6	0	0	23	2-2	2	10-0	13	3-3	.339	.348
2008	DSL Rangers1 (DSL)	.281	33	114	18	32	8	0	2	16	0-2	2	11-1	16	4-2	.404	.349
2009	VSL (VSL)	.338	61	222	49	75	19	3	15	59	0-3	4	25-2	31	1-0	.653	.409
2010	VSL (VSL)	.345	60	220	35	76	16	2	5	42	1-4	6	23-0	24	3-1	.505	.415
Minor Totals		.322	198	680	117	219	49	5	22	140	3-11	14	69-3	84	11-6	.506	.390

Sanchez, Aaron

PITCHER

HT: 6-4; **WT:** 190... **B-T:** R-R... **BORN:** 01 Jul 92, Barstow, CA... **RESIDES:** Barstow, CA... **EDUCATION:** Barstow High School... **TRANSACTIONS:** Selected by the Toronto Blue Jays in the 1st round (supplemental, 34th overall) of the 2010 June Draft... Signed on June 8, 2010... **Signed By:** Blake Crosby

YR	Club & League	W-L	ERA	G	GS	CG	SHO	SV	IP	H	R	ER	HR	HB	BB-IB	SO	WP	BK	OBA
2010	BlueJays (GCL)	0-2	1.42	8	8	0	0	0	19.0	19	10	3	1	4	12-0	28	3	0	.271
	Auburn (NYP)	0-1	4.50	2	2	0	0	0	6.0	4	5	3	0	0	5-0	9	1	0	.182
Minor Totals		0-3	2.16	10	10	0	0	0	25.0	23	15	6	1	4	17-0	37	4	0	.250

Sanchez, Cesar

PITCHER

HT: 6-3; **WT:** 193... **B-T:** R-R... **BORN:** 29 Aug 91, Santo Domingo, DR... **RESIDES:** Santo Domingo, DR... **TRANSACTIONS:** Signed as a non-drafted free agent by the Toronto Blue Jays on June 30, 2009... **Signed By:** Hilario Soriano

YR	Club & League	W-L	ERA	G	GS	CG	SHO	SV	IP	H	R	ER	HR	HB	BB-IB	SO	WP	BK	OBA
2009	DSL (DSL)	0-2	4.13	8	8	0	0	0	24.0	23	13	11	0	7	13-0	25	5	1	.256
2010	DSL (DSL)	2-5	3.69	14	7	0	0	0	53.2	42	28	22	0	12	20-1	35	5	0	.219
Minor Totals		2-7	3.82	22	15	0	0	0	77.2	65	41	33	0	19	33-1	60	10	1	.230

Sanchez, Luis

INFIELDER

HT: 6-0; **WT:** 150... **B-T:** S-R... **BORN:** 27 May 87, Guayama, Puerto Rico... **RESIDES:** Santa Isabel, Puerto Rico... **EDUCATION:** Lake City Community College... **TRANSACTIONS:** Signed as a non-drafted free agent by the Toronto Blue Jays on July 29, 2006... **Signed By:** Joel Grampietro

YR	Club & League	AVG	G	AB	R	H	2B	3B	HR	RBI	SH-SF	HB	BB-IB	SO	SB-CS	SLUG	OBP
2006	Pulaski (APP)	.140	13	43	4	6	0	0	0	2	3-1	1	4-0	10	1-0	.140	.224
2007	Dunedin (FSL)	.082	20	49	5	4	0	0	0	2	1-0	1	9-0	14	0-1	.082	.237
	Auburn (NYP)	.253	60	186	20	47	3	1	0	17	3-1	0	19-0	55	2-1	.280	.320
2008	Dunedin (FSL)	.251	107	331	44	83	7	4	1	35	4-2	1	39-1	67	3-3	.305	.330
2009	New Hampshire (EAS)	.191	83	262	23	50	12	1	1	24	8-4	1	28-0	68	1-0	.256	.268
	Dunedin (FSL)	.179	24	67	2	12	1	0	0	5	3-1	1	5-0	14	0-0	.194	.243
2010	Dunedin (FSL)	.000	2	5	0	0	0	0	0	0	0-0	0	2-0	1	0-0	.000	.286
	New Hampshire (EAS)	.184	38	98	8	18	3	0	0	10	2-3	1	8-0	25	1-0	.214	.245
Minor Totals		.211	347	1041	106	220	26	6	2	95	24-12	6	114-1	254	8-5	.254	.290

Santana, Kenllie

PITCHER

HT: 6-0; **WT:** 186... **B-T:** L-L... **BORN:** 13 Jul 89, Barahona, DR... **RESIDES:** Barahona, DR... **TRANSACTIONS:** Signed as a non-drafted free agent by the Toronto Blue Jays on August 3, 2007... **Signed By:** Hilario Soriano

YR	Club & League	W-L	ERA	G	GS	CG	SHO	SV	IP	H	R	ER	HR	HB	BB-IB	SO	WP	BK	OBA
2008	DSL BlueJays2 (DSL)	0-1	3.21	16	3	0	0	1	28.0	14	13	10	0	2	40-0	40	20	0	.159
2009	DSL (DSL)	3-3	3.79	18	2	0	0	0	35.2	33	21	15	2	5	28-0	43	12	0	.254
2010	BlueJays (GCL)	0-0	0.00	1	0	0	0	0	0.2	1	0	0	0	0	2-0	1	1	0	.333
Minor Totals		3-4	3.50	35	5	0	0	1	64.1	48	34	25	2	7	70-0	84	33	0	.217

Santana, Milciades

PITCHER

HT: 6-5; **WT:** 196... **B-T:** R-R... **BORN:** 20 Jan 89, San Rafael de Yuma, DR... **RESIDES:** San Rafael de Yuma, DR... **TRANSACTIONS:** Signed as a non-drafted free agent by the Toronto Blue Jays on August 15, 2007... **Signed By:** Hilario Soriano

YR	Club & League	W-L	ERA	G	GS	CG	SHO	SV	IP	H	R	ER	HR	HB	BB-IB	SO	WP	BK	OBA
2008	DSL (DSL)	1-2	6.69	15	9	0	0	2	39.0	44	35	29	2	10	28-0	18	17	1	.284
2009	DSL (DSL)	4-3	2.96	16	14	0	0	0	67.0	57	27	22	3	9	16-0	61	9	0	.236
2010	BlueJays (GCL)	1-2	2.70	22	0	0	0	1	30.0	19	9	9	0	3	11-0	35	0	0	.179
Minor Totals		6-7	3.97	53	23	0	0	3	136.0	120	71	60	5	22	55-0	114	26	1	.239

Santiago, Kervin

CATCHER

HT: 5-11; **WT:** 185... **B-T:** R-R... **BORN:** 05 Apr 93, Caracas, VZ... **RESIDES:** Distrito Federal, VZ... **TRANSACTIONS:** Signed by the Toronto Blue Jays as a non-drafted free agent on October 26, 2009... **Signed By:** Rafael Moncada

YR	Club & League	AVG	G	AB	R	H	2B	3B	HR	RBI	SH-SF	HB	BB-IB	SO	SB-CS	SLUG	OBP
2010	DSL (DSL)	.220	16	41	3	9	0	0	0	2	1-0	1	1-0	10	0-0	.220	.256
Minor Totals		.220	16	41	3	9	0	0	0	2	1-0	1	1-0	10	0-0	.220	.256

Schimpf, Ryan

INFIELDER

HT: 5-9; **WT:** 181... **B-T:** L-R... **BORN:** 11 Apr 88, Covington, LA... **RESIDES:** Covington, LA... **EDUCATION:** LSU... **TRANSACTIONS:** Selected by the Toronto Blue Jays in the 5th round of the 2009 June draft... Signed July 27, 2009... **Signed By:** Rob St. Julien

YR	Club & League	AVG	G	AB	R	H	2B	3B	HR	RBI	SH-SF	HB	BB-IB	SO	SB-CS	SLUG	OBP
2009	BlueJays (GCL)	.500	2	4	1	2	0	1	0	0	0-0	0	2-0	0	1-0	1.000	.667
	Auburn (NYP)	.287	34	129	25	37	7	1	3	14	4-2	3	15-0	24	4-1	.426	.369
2010	Lansing (MID)	.240	92	337	46	81	23	10	6	45	4-5	10	39-0	96	11-7	.421	.332
	Dunedin (FSL)	.221	18	68	10	15	3	1	2	7	1-0	1	4-0	27	3-0	.382	.274
Minor Totals		.251	146	538	82	135	33	13	11	66	9-7	14	60-0	147	19-8	.422	.338

Schwart, Randy

INFIELDER

HT: 6-4... WT: 230... **B-T:** R-R... **BORN:** 25 Jan 86, Guelph, ON, CAN... **RESIDES:** Kleinburg, ON, CAN... **EDUCATION:** High Point University... **TRANSACTIONS:** Signed by the Toronto Blue Jays as a non-drafted free agent on January 9, 2009… **Signed By:** Ryan Mittleman

YR	Club & League	AVG	G	AB	R	H	2B	3B	HR	RBI	SH-SF	HB	BB-IB	SO	SB-CS	SLUG	OBP
2009	Auburn (NYP)	.265	10	34	7	9	0	1	4	8	0-0	0	3-0	5	0-0	.676	.324
2010	Auburn (NYP)	.200	10	40	2	8	4	0	0	2	0-0	0	2-0	5	0-0	.300	.238
	Lansing (MID)	.191	14	47	3	9	0	0	1	5	0-1	0	3-0	13	1-0	.255	.235
Minor Totals		.215	34	121	12	26	4	1	5	15	0-1	0	8-0	23	1-0	.388	.262

Sever, David

PITCHER

HT: 6-4; **WT:** 195... **B-T:** R-R... **BORN:** 17 Sep 86, Barr Ridge, IL... **RESIDES:** Barr Ridge, IL... **EDUCATION:** St. Louis University... **TRANSACTIONS:** Selected by the Toronto Blue Jays in the 16th round of the 2009 June Draft... Signed on June 14, 2009... **Signed By:** Steve Miller

YR	Club & League	W-L	ERA	G	GS	CG	SHO	SV	IP	H	R	ER	HR	HB	BB-IB	SO	WP	BK	OBA
2009	Auburn (NYP)	4-5	3.34	14	12	0	0	0	67.1	54	27	25	3	4	15-0	57	4	0	.212
2010	Lansing (MID)	6-9	4.41	24	22	0	0	0	118.1	126	73	58	10	9	43-0	74	2	0	.272
Minor Totals		10-14	4.02	38	34	0	0	0	185.2	180	100	83	13	13	58-0	131	6	0	.250

Shealy, Ryan

INFIELDER

HT: 6-5... WT: 240... **B-T:** R-R... **BORN:** 29 Aug 79, Fort Lauderdale, FL... **RESIDES:** Fort Lauderdale, FL... **EDUCATION:** University of Florida... **TRANSACTIONS:** Selected by the Colorado Rockies in the 11th round of the 2002 June Draft... Signed on June 10, 2002… Traded to the Kansas City Royals on July 31, 2006… Signed by the Tampa Bay Rays on December 21, 2009… Signed by the Boston Red Sox on June 7, 2010… Signed by the Toronto Blue Jays on January 29, 2011… **Signed By:** Mike Day

YR	Club & League	AVG	G	AB	R	H	2B	3B	HR	RBI	SH-SF	HB	BB-IB	SO	SB-CS	SLUG	OBP
2002	Casper (PIO)	.368	69	231	55	85	21	1	19	70	0-9	18	50-7	52	0-0	.714	.497
2003	Visalia (CAL)	.299	93	341	70	102	31	1	14	73	0-7	14	42-0	72	0-0	.519	.391
2004	Tulsa (TEX)	.318	132	469	88	149	32	3	29	99	2-4	16	61-7	123	1-1	.584	.411
2005	Col. Springs Sky (PCL)	.328	108	411	85	135	30	2	26	88	2-7	7	41-2	81	4-0	.601	.393
	COLORADO (NL)	.330	36	91	14	30	7	0	2	16	0-0	0	13-0	22	1-0	.473	.413
2006	Col. Springs Sky (PCL)	.284	58	222	37	63	16	1	15	55	0-2	4	20-1	34	0-0	.568	.351
	COLORADO (NL)	.222	5	9	2	2	2	0	0	1	0-0	0	0-0	4	0-0	.444	.222
	KANSAS CITY (AL)	.280	51	193	29	54	10	1	7	36	0-0	2	15-1	50	1-1	.451	.338
2007	KANSAS CITY (AL)	.221	52	172	18	38	6	0	3	21	0-1	3	13-0	53	0-0	.308	.286
	Omaha (PCL)	.262	34	122	14	32	7	0	7	24	0-1	1	15-0	28	0-0	.492	.345
2008	Omaha (PCL)	.283	111	400	53	113	22	0	22	65	0-5	8	55-0	93	0-1	.503	.376
	KANSAS CITY (AL)	.301	20	73	12	22	1	0	7	20	0-0	1	5-0	19	0-0	.603	.354
2009	Omaha (PCL)	.345	25	87	15	30	7	0	0	12	0-2	1	18-0	25	0-0	.425	.454
2010	Durham (INT)	.238	48	172	27	41	15	1	10	38	0-2	3	29-0	48	0-0	.512	.354
	BOSTON RED (AL)	.000	5	7	0	0	0	0	0	0	0-0	0	0-0	2	0-0	.000	.000
	Pawtucket Red (INT)	.219	32	114	14	25	7	0	5	17	0-0	2	17-0	34	0-0	.412	.331
Minor Totals		.302	710	2569	458	775	188	9	147	541	4-39	74	348-17	590	5-2	.554	.395
MAJOR TOTALS		.268	169	545	75	146	26	1	19	94	0-1	6	46-1	150	2-1	.424	.331

Shoffit, Sean

PITCHER

HT: 6-2; **WT:** 185... **B-T:** L-R... **BORN:** 09 Jun 85, Woodland, CA... **RESIDES:** Woodland, CA... **EDUCATION:** Cosumnes River Junior College... .**TRANSACTIONS:** Selected by the Toronto Blue Jays in the 15th round of the 2005 June Draft... Signed June 10, 2005... **Signed By:** Brandon Mozley

YR	Club & League	AVG	G	AB	R	H	2B	3B	HR	RBI	SH-SF	HB	BB-IB	SO	SB-CS	SLUG	OBP
2005	Auburn (NYP)	.250	57	188	32	47	13	1	1	21	2-1	2	32-0	52	2-2	.346	.363
2006	Lansing (MID)	.246	104	390	63	96	17	7	4	41	6-0	2	50-4	109	15-10	.356	.335
2007	Lansing (MID)	.253	125	415	78	105	21	13	8	52	1-4	1	78-1	133	23-3	.424	.369
2008	Dunedin (FSL)	.247	97	344	47	85	19	6	8	30	3-2	3	39-1	102	16-9	.407	.327
2009	New Hampshire (EAS)	.180	34	100	11	18	3	3	0	10	1-1	1	17-0	40	4-5	.270	.303
	Dunedin (FSL)	.219	69	210	37	46	10	2	4	20	0-0	3	34-0	66	7-3	.343	.336
2010	Dunedin (FSL)	.233	31	116	12	27	4	3	2	11	1-0	0	8-0	34	9-0	.371	.282
Minor Totals		.240	517	1763	280	424	87	35	27	185	14-8	12	258-6	536	76-32	.375	.340

YR	Club & League	W-L	ERA	G	GS	CG	SHO	SV	IP	H	R	ER	HR	HB	BB-IB	SO	WP	BK	OBA
2010	BlueJays (GCL)	1-3	6.63	16	0	0	0	0	19.0	20	14	14	1	4	5-0	23	3	1	.270
	Auburn (NYP)	0-0	4.15	3	0	0	0	0	4.1	3	2	2	0	0	2-0	2	1	0	.214
Minor Totals		1-3	6.17	19	0	0	0	0	23.1	23	16	16	1	4	7-0	25	4	1	.261

Shopshire, Ryan

PITCHER

HT: 6-5; **WT:** 200... **B-T:** R-R... **BORN:** 08 Nov 85, Anaheim, CA... **RESIDES:** Anaheim, CA... **EDUCATION:** San Jose St. University... .**TRANSACTIONS:** Selected by the Toronto Blue Jays in the 32nd round of the 2009 June Draft... Signed June 14, 2009... **Signed By:** Chris Bacerra

YR	Club & League	W-L	ERA	G	GS	CG	SHO	SV	IP	H	R	ER	HR	HB	BB-IB	SO	WP	BK	OBA
2009	BlueJays (GCL)	2-2	2.56	8	8	1	1	0	38.2	37	12	11	2	0	9-0	38	3	0	.253
	Lansing (MID)	0-0	2.37	4	4	0	0	0	19.0	17	5	5	0	0	6-0	6	0	0	.239
2010	Lansing (MID)	7-11	5.28	24	24	1	0	0	138.0	161	89	81	19	8	44-0	104	4	2	.295
	Dunedin (FSL)	0-1	3.86	4	4	0	0	0	21.0	23	11	9	3	1	5-0	18	0	0	.277
Minor Totals		9-14	4.40	40	40	2	1	0	216.2	238	117	106	24	9	64-0	166	7	2	.281

Slover, Brian

PITCHER

HT: 6-3; **WT:** 230... **B-T:** R-R... **BORN:** 10 Jun 88, Covina, CA... **RESIDES:** Covina, CA... **EDUCATION:** Cal St Northridge University... **TRANSACTIONS:** Selected in the 8th round of the 2009 June Draft... Signed on July 20, 2009... **Signed By:** Tim Rooney

YR	Club & League	W-L	ERA	G	GS	CG	SHO	SV	IP	H	R	ER	HR	HB	BB-IB	SO	WP	BK	OBA
2009	BlueJays (GCL)	2-0	0.77	11	0	0	0	0	11.2	8	4	1	0	1	4-0	12	1	0	.182
2010	Lansing (MID)	3-8	5.52	38	0	0	0	0	58.2	60	42	36	2	3	25-1	37	11	0	.265
Minor Totals		5-8	4.73	49	0	0	0	0	70.1	68	46	37	2	4	29-1	49	12	0	.252

Smith, Egan

PITCHER

HT: 6-5; **WT:** 200... **B-T:** L-L... **BORN:** 16 Mar 89, American Fork, UT... **RESIDES:** Pleasant Grove, UT... **EDUCATION:** Southern Navada College... **TRANSACTIONS:** Selected in the 7th round of the 2009 June Draft... Signed on June 14, 2009... **Signed By:** Dan Cholowsky

YR	Club & League	W-L	ERA	G	GS	CG	SHO	SV	IP	H	R	ER	HR	HB	BB-IB	SO	WP	BK	OBA
2009	Auburn (NYP)	2-1	2.56	9	9	0	0	0	38.2	37	14	11	2	0	11-0	36	0	1	.239
2010	Auburn (NYP)	2-0	0.00	2	2	0	0	0	11.0	9	3	0	0	0	2-0	11	1	0	.205
	Lansing (MID)	7-4	4.54	15	14	0	0	0	81.1	100	47	41	4	2	22-0	65	5	1	.303
Minor Totals		11-5	3.57	26	25	0	0	0	131.0	146	64	52	6	2	35-0	112	6	2	.276

Sobolewski, Mark

INFIELDER

HT: 6-0; **WT:** 190... **B-T:** R-R... **BORN:** 24 Dec 86, Sarasota, FL... **RESIDES:** Sarasota, FL... **EDUCATION:** University of Miami... **TRANSACTIONS:** Selected by the Toronto Blue Jays in the 4th round of the 2008 June draft... Signed July 3, 2008... **Signed By:** Carlos Rodriguez

YR	Club & League	AVG	G	AB	R	H	2B	3B	HR	RBI	SH-SF	HB	BB-IB	SO	SB-CS	SLUG	OBP
2008	Auburn (NYP)	.256	35	133	18	34	5	0	1	10	1-0	1	4-0	32	0-0	.316	.283
2009	Lansing (MID)	.249	93	341	47	85	22	1	4	43	1-1	1	30-0	77	6-0	.355	.311
2010	Lansing (MID)	.313	44	166	22	52	15	1	4	24	0-3	0	9-0	32	0-2	.488	.343
	Dunedin (FSL)	.262	70	248	26	65	19	0	6	35	1-2	2	19-1	68	2-1	.411	.317
Minor Totals		.266	242	888	113	236	61	2	15	112	3-6	4	62-1	209	8-3	.390	.315

Stansberry, Craig

INFIELDER

HT: 6-0; **WT:** 185... **B-T:** R-R... **BORN:** 08 Mar 82, Dammam, Saudi Arabia... **RESIDES:** Dallas, TX... **EDUCATION:** Rice University... **TRANSACTIONS:** Selected by the Pittsburgh Pirates in the 5th round of the 2003 June draft... Signed July 1, 2003... Claimed on waivers by the San Diego Padres on March 14, 2007… Signed by the Toronto Blue Jays on January 29, 2011… **Signed By:** Tom Barnard

YR	Club & League	AVG	G	AB	R	H	2B	3B	HR	RBI	SH-SF	HB	BB-IB	SO	SB-CS	SLUG	OBP
2003	Williamsport (NYP)	.307	45	166	19	51	9	3	2	21	3-1	4	13-1	25	5-3	.434	.370
2004	Hickory (SAL)	.286	106	391	57	112	14	5	9	67	2-2	5	52-0	88	20-8	.417	.376
2005	Lynchburg (CAR)	.351	24	94	17	33	7	2	3	19	0-0	2	11-1	13	7-1	.564	.430
	Altoona (EAS)	.238	116	421	62	100	22	11	18	67	5-7	6	44-0	114	14-5	.470	.314
2006	Altoona (EAS)	.258	72	260	46	67	18	3	10	30	1-1	4	31-0	62	8-3	.465	.345
	Indianapolis (INT)	.223	60	197	30	44	10	2	3	25	3-1	2	35-0	35	10-3	.340	.345
2007	Portland (PCL)	.273	124	466	83	127	33	3	14	75	0-6	6	70-3	95	10-10	.446	.370
	SAN DIEGO (NL)	.286	11	7	1	2	0	0	0	1	2-0	1	0-0	3	0-0	.286	.375
2008	SAN DIEGO (NL)	.375	12	16	4	6	1	0	0	2	0-0	0	2-0	3	0-0	.438	.444
	Portland (PCL)	.249	75	273	44	68	13	3	7	27	1-1	1	45-1	55	5-6	.396	.356
2009	SAN DIEGO (NL)	.000	1	1	0	0	0	0	0	0	0-0	0	0-0	0	0-0	.000	.000
	Portland (PCL)	.269	118	427	52	115	25	4	7	41	3-2	3	45-1	72	9-4	.396	.342
2010	Portland (PCL)	.260	114	346	52	90	19	1	8	32	4-2	4	42-1	71	6-6	.390	.345
Minor Totals		.265	854	3041	462	807	170	37	81	404	22-23	37	388-8	630	94-49	.426	.353
MAJOR TOTALS		.333	24	24	5	8	1	0	0	3	2-0	1	2-0	6	0-0	.375	.407

Strickland, Samuel

PITCHER

HT: 6-5... WT: 210... **B-T:** R-L... **BORN:** 09 Jun 87, Houston, TX... **RESIDES:** Houston, TX... **EDUCATION:** Texas A&M University... **TRANSACTIONS:** Selected by the Toronto Blue Jays in the 25th round of the 2009 June Draft... Signed June 14, 2009... **Signed By:** Aaron Jersild

YR	Club & League	W-L	ERA	G	GS	CG	SHO	SV	IP	H	R	ER	HR	HB	BB-IB	SO	WP	BK	OBA
2009	BlueJays (GCL)	1-5	4.32	11	11	0	0	0	41.2	43	30	20	2	3	23-0	29	2	0	.269
2010	Auburn (NYP)	3-6	4.02	14	12	0	0	0	65.0	73	40	29	5	5	22-0	45	4	0	.280
Minor Totals		4-11	4.13	25	23	0	0	0	106.2	116	70	49	7	8	45-0	74	6	0	.276

Sweeney, Kellen

INFIELDER

HT: 6-0... WT: 180... **B-T:** L-R... **BORN:** 14 Sep 91, Cedar Rapids, IA... **RESIDES:** Tampa, FL... **EDUCATION:** Jefferson, High School... **TRANSACTIONS:** Selected by the Toronto Blue Jays in the 2nd round of the 2010 June draft... Signed July 26, 2010... **Signed By:** Wes Penick

YR	Club & League	AVG	G	AB	R	H	2B	3B	HR	RBI	SH-SF	HB	BB-IB	SO	SB-CS	SLUG	OBP
2010	BlueJays (GCL)	.267	16	45	7	12	3	1	1	7	1-0	0	15-0	12	0-1	.444	.450
Minor Totals		.267	16	45	7	12	3	1	1	7	1-0	0	15-0	12	0-1	.444	.450

Syndergaard, Noah

PITCHER

HT: 6-5... WT: 200... **B-T:** L-R... **BORN:** 29 Aug 92, Mansfield, TX... **RESIDES:** Mansfield, TX... **EDUCATION:** Legacy High School... **TRANSACTIONS:** Selected by the Toronto Blue Jays in the 1st round (supplemental, 38th overall) of the 2010 June Draft... Signed June 9, 2010... **Signed By:** Steve Miller

YR	Club & League	W-L	ERA	G	GS	CG	SHO	SV	IP	H	R	ER	HR	HB	BB-IB	SO	WP	BK	OBA
2010	BlueJays (GCL)	0-1	2.70	5	5	0	0	0	13.1	11	7	4	0	0	4-0	6	1	0	.229
Minor Totals		0-1	2.70	5	5	0	0	0	13.1	11	7	4	0	0	4-0	6	1	0	.229

Talley, Jonathan

CATCHER

HT: 6-4... WT: 220... **B-T:** L-R... **BORN:** 18 Feb 89, Oceanside, CA... **RESIDES:** Oceanside, CA... **EDUCATION:** Carlsbad High School... **TRANSACTIONS:** Selected by the Toronto Blue Jays in the 13th round of the 2007 June draft... Signed June 10, 2007... **Signed By:** Demerius Pittman

YR	Club & League	AVG	G	AB	R	H	2B	3B	HR	RBI	SH-SF	HB	BB-IB	SO	SB-CS	SLUG	OBP
2007	BlueJays (GCL)	.227	25	75	3	17	3	0	1	10	0-0	1	4-0	21	0-1	.307	.275
2008	BlueJays (GCL)	.300	42	140	18	42	7	1	6	29	0-3	3	9-1	48	1-0	.493	.348
	Lansing (MID)	.500	1	2	0	1	0	0	0	0	0-0	0	1-0	0	0-0	.500	.667
2009	Lansing (MID)	.228	76	241	23	55	10	1	3	25	2-1	5	28-0	71	0-0	.315	.320
2010	Lansing (MID)	.273	7	22	2	6	2	0	0	3	0-0	0	3-0	5	0-1	.364	.360
	Dunedin (FSL)	.231	72	242	34	56	19	0	6	36	0-0	3	19-1	87	0-1	.384	.295
Minor Totals		.245	223	722	80	177	41	2	16	103	2-4	12	64-2	232	1-3	.374	.315

Taylor, Mitchell

PITCHER

HT: 6-0... WT: 155... **B-T:** L-L... **BORN:** 11 May 92, Spring, TX... **RESIDES:** Spring, TX... **EDUCATION:** Spring High School... **TRANSACTIONS:** Selected by the Toronto Blue Jays in the 7th round of the 2010 June Draft... Signed August 9, 2010... **Signed By:** Aaron Jersild

Tepera, Dennis

PITCHER

HT: 6-1... WT: 180... **B-T:** R-R... **BORN:** 03 Nov 87, Lake Jackson, TX... **RESIDES:** Lake Jackson, TX... **EDUCATION:** Sam Houston St. University... **TRANSACTIONS:** Selected by the Toronto Blue Jays in the 19th round of the 2009 June Draft... Signed July 1, 2009... **Signed By:** Aaron Jersild

YR	Club & League	W-L	ERA	G	GS	CG	SHO	SV	IP	H	R	ER	HR	HB	BB-IB	SO	WP	BK	OBA
2009	BlueJays (GCL)	3-1	1.72	11	5	1	1	0	36.2	19	11	7	4	3	4-0	42	2	0	.150
2010	Lansing (MID)	9-6	3.98	24	22	0	0	0	120.0	113	61	53	7	4	44-1	79	11	0	.251
Minor Totals		12-7	3.45	35	27	1	1	0	156.2	132	72	60	11	7	48-1	121	13	0	.229

Thon, Dickie

INFIELDER

HT: 6-2... WT: 190... **B-T:** R-R... **BORN:** 16 Nov 91, Houston, TX... **RESIDES:** Dorado, PR... **EDUCATION:** Academia Perpetuo Socorro High School... **TRANSACTIONS:** Selected by the Toronto Blue Jays in the 5th round of the 2010 June draft... Signed August 16, 2010... **Signed By:** Jorge Rivera

Turkamani, Karim

CATCHER

HT: 5-10... WT: 190... **B-T:** R-R... **BORN:** 20 Jan 87, Barquisimeto, Lara, VZ... **RESIDES:** Cabudare, Venezuela... **EDUCATION:** Carlsbad High School... **TRANSACTIONS:** Selected by the Toronto Blue Jays in the 22nd round of the 2008 June draft... Signed June 10, 2008... **Signed By:** Carlos Rodriguez

YR	Club & League	AVG	G	AB	R	H	2B	3B	HR	RBI	SH-SF	HB	BB-IB	SO	SB-CS	SLUG	OBP
2008	Auburn (NYP)	.196	21	46	1	9	1	0	0	4	0-1	0	1-0	22	0-0	.217	.208
2009	Auburn (NYP)	.275	25	51	2	14	3	0	0	3	0-0	0	4-0	16	0-0	.333	.327
2010	Lansing (MID)	.252	38	107	8	27	2	0	1	9	1-1	1	8-1	32	0-1	.299	.308
Minor Totals		.245	84	204	11	50	6	0	1	16	1-2	1	13-1	70	0-1	.289	.291

Turnbull, Steven

PITCHER

HT: 6-3... WT: 215... **B-T:** R-R... **BORN:** 25 Nov 86, Maplewoon, MN... **RESIDES:** White Bear Lake, MN... **EDUCATION:** Iowa University... **TRANSACTIONS:** Selected by the Toronto Blue Jays in the 17th round of the 2009 June draft... Signed June 15, 2009... **Signed By:** Steve Miller

YR	Club & League	W-L	ERA	G	GS	CG	SHO	SV	IP	H	R	ER	HR	HB	BB-IB	SO	WP	BK	OBA
2009	Auburn (NYP)	2-2	2.45	19	6	0	0	0	44.0	45	24	12	1	1	13-0	37	1	0	.265
2010	Lansing (MID)	3-3	3.86	52	0	0	0	21	63.0	63	35	27	4	5	19-2	69	11	0	.256
Minor Totals		5-5	3.28	71	6	0	0	21	107.0	108	59	39	5	6	32-2	106	12	0	.260

Uviedo, Ronald

PITCHER

HT: 6-1; **WT:** 160... **B-T:** R-R... **BORN:** 07 Oct 86, Guarico, VZ... **RESIDES:** Guarico, VZ... **TRANSACTIONS:** Signed by the Seattle Mariners as a non-drafted free agent on July 2, 2003... Signed by the Pittsburgh Pirates on May 5, 2006… Traded to the Toronto Blue Jays on June 1, 2010… **Signed By:** Luis Martinez

YR	Club & League	W-L	ERA	G	GS	CG	SHO	SV	IP	H	R	ER	HR	HB	BB-IB	SO	WP	BK	OBA
2004	VSL (VSL)	2-1	5.81	11	2	0	0	0	31.0	44	23	20	2	3	13-1	20	3	0	.333
2005	VSL (VSL)	4-3	2.76	12	10	1	0	0	62.0	42	22	19	2	5	17-1	52	5	0	.193
2006	VSL (VSL)	2-0	2.02	25	0	0	0	11	35.2	31	13	8	1	1	10-1	44	5	1	.233
2007	Lynchburg (CAR)	0-0	4.09	4	0	0	0	0	11.0	9	5	5	2	1	3-0	7	0	0	.225
	State College (NYP)	2-0	3.92	21	0	0	0	12	20.2	16	9	9	4	1	3-0	26	1	0	.216
	Hickory (SAL)	0-0	9.00	3	0	0	0	0	3.0	3	3	3	1	0	2-0	7	0	0	.250
2008	Hickory (SAL)	3-1	3.01	33	0	0	0	5	71.2	70	31	24	8	3	15-0	76	7	0	.248
	Lynchburg (CAR)	0-0	2.25	7	0	0	0	0	16.0	5	4	4	1	0	5-0	12	0	0	.094
2009	Pirates (GCL)	0-1	3.24	3	3	0	0	0	8.1	8	4	3	0	0	2-0	10	0	0	.229
	Lynchburg (CAR)	5-5	3.36	23	18	0	0	3	101.2	98	42	38	12	3	28-1	79	0	3	.254
2010	Altoona (EAS)	0-2	3.22	16	0	0	0	0	22.1	13	8	8	3	0	12-0	28	3	0	.165
	New Hampshire (EAS)	5-3	5.31	25	5	0	0	1	57.2	56	41	34	12	3	27-2	65	3	0	.241
Minor Totals		23-16	3.57	183	38	1	0	32	441.0	395	205	175	48	20	137-6	426	27	4	.236

Valdez, Denny

PITCHER

HT: 6-3... WT: 188... **B-T:** R-R... **BORN:** 08 May 90, San Juan de la Maguana, DR... **RESIDES:** San Juan de la Maguana, DR... **TRANSACTIONS:** Signed as a non-drafted free agent by the Toronto Blue Jays on July 28, 2008... **Signed By:** Hilario Soriano

YR	Club & League	W-L	ERA	G	GS	CG	SHO	SV	IP	H	R	ER	HR	HB	BB-IB	SO	WP	BK	OBA
2008	DSL BlueJays2 (DSL)	0-2	16.50	4	2	0	0	0	6.0	9	12	11	2	2	11-0	3	2	0	.375
2009	DSL (DSL)	1-0	2.20	10	9	0	0	0	32.2	24	9	8	2	3	12-0	23	4	0	.214
2010	Injured – Did Not Play																		
Minor Totals		1-2	4.42	14	11	0	0	0	38.2	33	21	19	4	5	23-0	26	6	0	.243

Van Kirk, Brian

OUTFIELDER

HT: 6-1... WT: 195... **B-T:** R-R... **BORN:** 10 Aug 85, Southwest Ranches, FL... **RESIDES:** Southwest Ranches, FL... **EDUCATION:** Oral Roberts University... .**TRANSACTIONS:** Selected by the Toronto Blue Jays in the 21st round of the 2008 June draft... Signed June 14, 2007... **Signed By:** Ty Nichols

YR	Club & League	AVG	G	AB	R	H	2B	3B	HR	RBI	SH-SF	HB	BB-IB	SO	SB-CS	SLUG	OBP
2008	Auburn (NYP)	.282	59	181	24	51	12	1	4	37	0-2	1	34-0	54	1-0	.425	.394
2009	Lansing (MID)	.278	105	370	54	103	21	2	13	63	0-2	8	60-1	95	5-0	.451	.389
	New Hampshire (EAS)	.111	10	36	3	4	2	0	0	0	0-0	0	1-0	17	0-0	.167	.135
	Dunedin (FSL)	.300	6	20	5	6	0	0	2	8	0-1	0	6-0	8	0-0	.600	.444
2010	Dunedin (FSL)	.241	117	399	48	96	14	2	10	47	0-5	5	44-1	97	1-0	.361	.320
Minor Totals		.258	297	1006	134	260	49	5	29	155	0-10	14	145-2	271	7-0	.404	.357

Vargas, Jose

PITCHER

HT: 6-0... WT: 150... **B-T:** L-L... **BORN:** 19 Jul 89, Macaracas Los Santos, Panama... **RESIDES:** Cocle, Panama ... **TRANSACTIONS:** Signed as a non-drafted free agent by the Toronto Blue Jays on April 18, 2007... **Signed By:** Luis Rodriguez

YR	Club & League	W-L	ERA	G	GS	CG	SHO	SV	IP	H	R	ER	HR	HB	BB-IB	SO	WP	BK	OBA
2007	Toronto 2 (DSL)	1-3	3.10	10	9	0	0	0	40.2	47	16	14	1	4	10-0	38	3	0	.288
2008	Toronto 2 (DSL)	5-4	3.23	14	10	0	0	0	64.0	53	26	23	1	4	17-0	60	6	0	.219
2009	Toronto (DSL)	6-3	1.34	18	6	1	0	1	67.0	52	17	10	0	5	17-0	51	6	0	.211
2010	BlueJays (GCL)	1-2	4.18	10	10	0	0	0	47.1	56	24	22	0	6	11-0	27	0	1	.301
Minor Totals		13-12	2.84	52	35	1	0	1	219.0	208	83	69	2	19	55-0	176	15	1	.249

Vermilyea, Jamie

PITCHER

HT: 6-4; **WT:** 190... **B-T:** R-R... **BORN:** 10 Feb 82, Tuscon, AZ... **RESIDES:** Tuscon, AZ... **EDUCATION:** University of New Mexico... **TRANSACTIONS:** Selected by the Toronto Blue Jays in the 9th round of the 2003 June draft... Signed on June 5, 2003... Signed by the Toronto Blue Jays on August 29, 2010… **Signed By:** Tim Huff

YR	Club & League	W-L	ERA	G	GS	CG	SHO	SV	IP	H	R	ER	HR	HB	BB-IB	SO	WP	BK	OBA
2003	Auburn (NYP)	5-1	2.37	9	2	0	0	0	30.1	22	10	8	0	3	5-0	53	0	0	.204
	Dunedin (FSL)	0-2	2.49	9	0	0	0	2	21.2	21	6	6	1	1	2-1	25	1	0	.253
2004	Dunedin (FSL)	5-1	3.09	18	6	0	0	0	55.1	54	22	19	4	1	13-1	37	2	0	.256
	New Hampshire (EAS)	3-2	2.51	20	6	1	1	5	57.1	43	20	16	2	3	12-0	39	1	0	.208
2005	New Hampshire (EAS)	3-3	2.60	27	4	0	0	1	65.2	67	21	19	5	3	16-2	52	0	0	.266
	Syracuse (INT)	3-0	5.60	16	4	0	0	0	35.1	49	27	22	6	3	11-0	24	0	1	.331
2006	New Hampshire (EAS)	0-0	1.65	5	1	0	0	1	16.1	15	4	3	0	0	0-0	7	0	0	.242
	Syracuse (INT)	6-7	3.85	25	17	0	0	1	114.2	129	57	49	9	2	28-0	64	1	0	.291
2007	TORONTO (AL)	0-0	0.00	2	0	0	0	0	6.0	5	0	0	0	0	0-0	2	0	0	.227
	Syracuse (INT)	2-2	4.15	25	1	0	0	1	43.1	39	22	20	4	5	20-2	32	1	0	.242
2008	New Hampshire (EAS)	3-3	7.55	20	0	0	0	0	39.1	54	34	33	7	2	23-2	26	1	0	.320
2009									Did Not Play										
2010	Las Vegas (PCL)	0-1	5.40	4	0	0	0	1	6.2	9	4	4	1	0	4-0	5	0	1	.333
Minor Totals		30-22	3.69	178	41	1	1	12	486.0	502	227	199	39	23	134-8	364	7	2	.268
MAJOR TOTALS		0-0	0.00	2	0	0	0	0	6.0	5	0	0	0	0	0-0	2	0	0	.227

Walden, Marcus

PITCHER

HT: 6-0; **WT:** 195... **B-T:** R-R... **BORN:** 13 Sep 88, Fresno, CA... **RESIDES:** Fresno, CA... **EDUCATION:** Fresno City College... **TRANSACTIONS:** Selected by the Toronto Blue Jays in the 9th round of the 2007 June draft... Signed on June 12, 2007... **Signed By:** Tim Rooney

YR	Club & League	W-L	ERA	G	GS	CG	SHO	SV	IP	H	R	ER	HR	HB	BB-IB	SO	WP	BK	OBA
2007	BlueJays (GCL)	2-4	3.05	12	10	0	0	0	44.1	45	21	15	3	0	12-0	32	2	0	.265
2008	Auburn (NYP)	2-3	4.80	14	11	0	0	0	60.0	70	38	32	4	3	20-0	51	1	0	.288
2009	Dunedin (FSL)	2-1	8.64	4	4	0	0	0	16.2	30	20	16	1	2	10-0	8	1	0	.385
2010							Injured – Did Not Play												
Minor Totals		6-8	4.69	30	25	0	0	0	121.0	145	79	63	8	5	42-0	91	4	0	.295

Webb, Daniel

PITCHER

HT: 6-3; **WT:** 210... **B-T:** R-R... **BORN:** 18 Aug 89, Paducah, KY... **RESIDES:** Paducah, KY... **EDUCATION:** Northwest Florida St. College... **TRANSACTIONS:** Selected by the Toronto Blue Jays in the 18th round of the 2009 June draft... Signed on August 17, 2009... **Signed By:** Joel Grampietro

YR	Club & League	W-L	ERA	G	GS	CG	SHO	SV	IP	H	R	ER	HR	HB	BB-IB	SO	WP	BK	OBA
2010	Auburn (NYP)	0-6	5.24	13	13	0	0	0	56.2	69	43	33	4	9	26-0	39	2	1	.299
	Lansing (MID)	1-1	2.31	2	2	0	0	0	11.2	8	7	3	0	1	6-0	4	2	0	.195
Minor Totals		1-7	4.74	15	15	0	0	0	68.1	77	50	36	4	10	32-0	43	4	1	.283

Wells, Josh

PITCHER

HT: 6-7; **WT:** 198... **B-T:** R-R... **BORN:** 6 Jun 87, London, UK... **RESIDES:** New South Wales, Australia... **TRANSACTIONS:** Signed as a non-drafted free agent by the Toronto Blue Jays on May 12, 2006... **Signed By:** Greg Wade

YR	Club & League	W-L	ERA	G	GS	CG	SHO	SV	IP	H	R	ER	HR	HB	BB-IB	SO	WP	BK	OBA
2008	Auburn (NYP)	6-4	3.92	16	16	0	0	0	64.1	72	32	28	0	2	23-0	47	3	2	.283
2009	Lansing (MID)	3-9	8.22	13	13	0	0	0	58.0	87	55	53	6	3	24-1	43	3	1	.345
2009	Auburn (NYP)	1-2	4.50	13	0	0	0	2	30.0	36	21	15	3	0	17-2	25	2	0	.303
2010							Injured – Did Not Play												
Minor Totals		10-15	5.67	42	29	0	0	2	152.1	195	108	96	9	5	64-3	115	8	3	.312

Wilson, Kenneth

OUTFIELDER

HT: 6-0... WT: 165... **B-T:** R-R... **BORN:** 30 Jan 90, Tampa, FL... **RESIDES:** Tampa, FL... **EDUCATION:** Sickles High School... .**TRANSACTIONS:** Selected by the Toronto Blue Jays in the 2nd round of the 2008 June draft... Signed June 9, 2008... **Signed By:** Joel Grampietro

YR	Club & League	AVG	G	AB	R	H	2B	3B	HR	RBI	SH-SF	HB	BB-IB	SO	SB-CS	SLUG	OBP
2008	BlueJays (GCL)	.210	51	162	25	34	6	2	0	12	1-2	7	20-0	60	25-3	.272	.319
2009	BlueJays (GCL)	.200	8	25	6	5	2	1	0	0	0-0	1	3-0	8	3-1	.360	.310
2009	Lansing (MID)	.212	87	321	51	68	12	3	4	27	1-5	11	35-0	99	37-12	.305	.306
2010	Lansing (MID)	.216	95	361	54	78	10	4	0	22	6-0	8	51-0	112	35-11	.266	.326
2010	Dunedin (FSL)	.138	18	58	5	8	1	0	0	4	2-0	0	8-0	15	5-0	.155	.242
Minor Totals		.208	259	927	141	193	31	10	4	65	10-7	27	117-0	294	105-27	.276	.313

Wojciechowski, Asher

PITCHER

HT: 6-4... WT: 235... **B-T:** R-R... **BORN:** 21 Dec 88, Hardeeville, SC... **RESIDES:** Hardeeville, SC... **EDUCATION:** The Citadel Junior College... **TRANSACTIONS:** Selected by the Toronto Blue Jays in 1st round (supplemtental, 41st overall) of 2010 June draft... Signed June 16, 2010... **Signed By:** John Hendricks

YR	Club & League	W-L	ERA	G	GS	CG	SHO	SV	IP	H	R	ER	HR	HB	BB-IB	SO	WP	BK	OBA
2010	Auburn (NYP)	0-0	0.75	3	3	0	0	0	12.0	6	1	1	0	0	4-0	11	0	0	.146
Minor Totals		0-0	0.75	3	3	0	0	0	12.0	6	1	1	0	0	4-0	11	0	0	.146

Wright, Matthew

PITCHER

HT: 5-10... WT: 170... **B-T:** L-L... **BORN:** 07 May 87, McClure, PA... **RESIDES:** Shippensburg, PA... **EDUCATION:** Shippensburg University... .**TRANSACTIONS:** Selected by the Toronto Blue Jays in 12th round of 2008 June draft... Signed June 10, 2008... **Signed By:** Tom Burns

YR	Club & League	W-L	ERA	G	GS	CG	SHO	SV	IP	H	R	ER	HR	HB	BB-IB	SO	WP	BK	OBA
2008	Auburn (NYP)	0-3	3.58	15	15	0	0	0	50.1	53	27	20	0	2	22-0	54	5	0	.270
2009	Auburn (NYP)	2-2	3.77	16	12	0	0	0	59.2	55	34	25	2	1	23-0	73	5	1	.240
2010	Lansing (MID)	5-2	2.53	38	0	0	0	1	67.2	50	25	19	2	2	22-1	82	4	1	.201
Minor Totals		7-7	3.24	69	27	0	0	1	177.2	158	86	64	4	5	67-1	209	14	2	.234

Ybarra, Tyler

PITCHER

HT: 6-2... WT: 170... **B-T:** L-L... **BORN:** 11 Dec 89, Wellington, KS... **RESIDES:** Wellington, KS... **EDUCATION:** Wellington High School... **TRANSACTIONS:** Selected by the Toronto Blue Jays in 43rd round of 2008 June draft... Signed July 26, 2008... **Signed By:** Ty Nichols

YR	Club & League	W-L	ERA	G	GS	CG	SHO	SV	IP	H	R	ER	HR	HB	BB-IB	SO	WP	BK	OBA
2009	BlueJays (GCL)	2-4	6.64	16	0	0	0	0	20.1	29	20	15	1	2	10-0	11	7	0	.333
2010									Did Not Play										
Minor Totals		2-4	6.64	16	0	0	0	0	20.1	29	20	15	1	2	10-0	11	7	0	.333

Zerpa, Luis

PITCHER

HT: 6-1... WT: 190... **B-T:** R-R... **BORN:** 28 Sep 92, Nejuma, VZ... **RESIDES:** Nejuma, VZ... **TRANSACTIONS:** Signed by the Toronto Blue Jays as a non-drafted free agent on October 26, 2009... **Signed By:** Rafael Moncada

YR	Club & League	W-L	ERA	G	GS	CG	SHO	SV	IP	H	R	ER	HR	HB	BB-IB	SO	WP	BK	OBA
2010	DSL (DSL)	3-1	3.60	16	4	0	0	0	50.0	49	23	20	2	7	10-0	41	4	0	.255
Minor Totals		3-1	3.60	16	4	0	0	0	50.0	49	23	20	2	7	10-0	41	4	0	.255

2011 Organizational Composite Schedule

APRIL 2011

	SUN	MON	TUE	WED	THU	FRI 1	SAT 2
TOR						MIN	MIN
LV							
NH							
DUN							
LAN							
VAN							
BLU							
GC							
	3	4	5	6	7	8	9
TOR	MIN	OFF DAY	OAK	OAK	OAK	@ LAA	@ LAA
LV					@ FRE	@ FRE	@ FRE
NH					TRN	TRN	TRN
DUN					CLR	@ CLR	CLR
LAN			MSU	OFF DAY	WM	WM	WM
VAN							
BLU							
GC							
	10	11	12	13	14	15	16
TOR	@ LAA	@ SEA	@ SEA	@ SEA	OFF DAY	@ BOS	@ BOS
LV	@ FRE	@ SAC	@ SAC	@ SAC	@ SAC	FRE	FRE
NH	TRN	REA	REA	REA	@ BIN	@ BIN	@ BIN
DUN	@ CLR	LAK	LAK	LAK	TAM	TAM	TAM
LAN	@ WM	@ SB	@ SB	@ SB	@ SB	DAY	DAY
VAN							
BLU							
GC							
	17	18	19	20	21	22	23
TOR	@ BOS	@ BOS	NYY	NYY	OFF DAY	TB	TB
LV	FRE	FRE	SL	SL	SL	SL	@ COL
NH	@ BIN	@ NBR	@ NBR	@ NBR	BIN	BIN	BIN
DUN	@ LAK	@ LAK	@ LAK	@ TAM	@ TAM	@ TAM	DAY
LAN	DAY	@ LC	@ LC	@ LC	@ WM	@ WM	@ WM
VAN							
BLU							
GC							
	24	25	26	27	28	29	30
TOR	TB	@ TEX	@ TEX	@ TEX	@ TEX	@ NYY	@ NYY
LV	@ COL	@ COL	@ COL	OFF DAY	SAC	SAC	SAC
NH	OFF DAY	NBR	NBR	NBR	NBR	@ TRN	@ TRN
DUN	DAY	DAY	OFF DAY	@ BRE	@ BRE	@ BRE	@ DAY
LAN	OFF DAY	GL	GL	GL	WM	@ WM	@ WM
VAN							
BLU							
GC							

MAY 2011

	SUN 1	MON 2	TUE 3	WED 4	THU 5	FRI 6	SAT 7
TOR	@ NYY	OFF DAY	@ TB	@ TB	@ TB	DET	DET
LV	SAC	REN	REN	REN	REN	@ TAC	@ TAC
NH	@ TRN	@ REA	@ REA	@ REA	@ REA	BIN	BIN
DUN	@ DAY	@ DAY	BRE	BRE	BRE	@ CLR	@ CLR
LAN	LC	LC	LC	@ FTW	@ FTW	@ FTW	LC
VAN							
BLU							
GC							
	8	9	10	11	12	13	14
TOR	DET	DET	BOS	BOS	OFF DAY	@ MIN	@ MIN
LV	@ TAC	@ TAC	ALB	ALB	ALB	ALB	RR
NH	BIN	POR	POR	POR	@ REA	@ REA	@ REA
DUN	OFF DAY	CLR	@ FTM	@ FTM	@ FTM	@ FTM	JUP
LAN	LC	LC	@ GL	@ GL	@ GL	GL	GL
VAN							
BLU							
GC							
	15	16	17	18	19	20	21
TOR	@ MIN	@ DET	@ DET	TB	TB	HOU	HOU
LV	RR	RR	RR	OFF DAY	@ OMA	@ OMA	@ OMA
NH	@ REA	OFF DAY	BIN	BIN	BIN	@ NBR	@ NBR
DUN	JUP	JUP	JUP	@ BRD	@ BRD	@ BRD	@ BRD
LAN	GL	OFF DAY	@ SB	@ SB	@ SB	BG	BG
VAN							
BLU							
GC							
	22	23	24	25	26	27	28
TOR	HOU	@ NYY	@ NYY	@ NYY	CWS	CWS	CWS
LV	@ OMA	@ IOW	@ IOW	@ IOW	@ IOW	TAC	TAC
NH	@ NBR	@ POR	@ POR	@ POR	@ POR	NBR	NBR
DUN	CHA	CHA	CHA	CHA	@ STL	@ STL	@ STL
LAN	BG	BG	FTW	FTW	FTW	@ BG	@ BG
VAN							
BLU							
GC							
	29	30	31				
TOR	CWS	CLE	CLE				
LV	TAC	TAC	TUC				
NH	NBR	NBR	@ HAR				
DUN	@ STL	OFF DAY	PMB				
LAN	@ BG	@ BG	PEO				
VAN							
BLU							
GC							

JUNE 2011

	SUN	MON	TUE	WED 1	THU 2	FRI 3	SAT 4
TOR				CLE	OFF DAY	@ BAL	@ BAL
LV				TUC	TUC	TUC	@ FRE
NH				@ HAR	@ HAR	@ TRN	@ TRN
DUN				PMB	PMB	PMB	@ CLR
LAN				PEO	PEO	BUR	BUR
VAN							
BLU							
GC							
	5	6	7	8	9	10	11
TOR	@ BAL	@ KC	@ KC	@ KC	@ KC	BOS	BOS
LV	@ FRE	@ FRE	@ FRE	OFF DAY	@ TUC	@ TUC	@ TUC
NH	@ TRN	OFF DAY	BOW	BOW	BOW	RIC	RIC
DUN	@ CLR	@ CLR	OFF DAY	@ BRE	@ BRE	BRE	TAM
LAN	BUR	OFF DAY	@ QC	@ QC	@ QC	@ CR	@ CR
VAN							
BLU							
GC							
	12	13	14	15	16	17	18
TOR	BOS	OFF DAY	BAL	BAL	BAL	@ CIN	@ CIN
LV	@ TUC	COL	COL	COL	COL	REN	REN
NH	RIC	OFF DAY	@ AKR	@ AKR	@ AKR	@ ERI	@ ERI
DUN	TAM	TAM	CLR	CLR	CLR	A.S. Break	A.S. Game
LAN	@ CR	OFF DAY	SB	SB	SB	@ DAY	@ DAY
VAN						YAK	YAK
BLU							
GC							
	19	20	21	22	23	24	25
TOR	@ CIN	@ ATL	@ ATL	@ ATL	OFF DAY	@ STL	
LV	REN	REN	@ REN	@ REN	@ REN	@ REN	
NH	@ ERI	OFF DAY	ALT	ALT	ALT	POR	
DUN	A.S. Break	BRE	BRE	@ BRE	@ TAM	@ TAM	
LAN	@ DAY	A.S. Break	A.S. Game	A.S. Break	A.S. Break	GL	
VAN	YAK	YAK	YAK	@ EVE	@ EVE	@ EVE	
BLU			@ ELZ	@ ELZ	@ ELZ	DAN	
GC		PIR	@ PIR	@ NYY	NYY	DET	
	26	27	28	29	30		
TOR	@ STL	OFF DAY	PIT	PIT	PIT		
LV	TAC	TAC	TAC	OFF DAY	COL		
NH	POR	@ TRN	@ TRN	@ TRN	@ POR		
DUN	@ TAM	@ DAY	@ DAY	LAK	LAK		
LAN	GL	@ DAY	@ DAY	@ DAY	@ GL		
VAN	@ SK	@ SK	EVE	EVE	EVE		
BLU	DAN	BRS	BRS	BRS	@ PRN		
GC	@ DET	@ ATL	ATL	PHI	@ PHI		

JULY 2011

	SUN	MON	TUE	WED	THU	FRI 1	SAT 2
TOR						PHI	PHI
LV						COL	COL
NH						@ POR	@ POR
DUN						LAK	DAY
LAN						@ GL	@ GL
VAN						EUG	EUG
BLU						@ PRN	@ PRN
GC						@ PIR	PIR
	3	4	5	6	7	8	9
TOR	PHI	@ BOS	@ BOS	@ BOS	@ CLE	@ CLE	@ CLE
LV	COL	@ SL	@ SL	@ SL	SAC @ LV	SAC	SAC (DH)
NH	@ POR	NBR	NBR	NBR	NBR	POR	POR
DUN	DAY	@ LAK	@ LAK	@ LAK	@ LAK	@ PMB	@ PMB
LAN	LC @ LAN	LC	LC	WM	WM	WM	@ LC
VAN	EUG	@ EUG	@ EUG	@ EUG	@ SPO	@ SPO	@ SPO
BLU	@ PRN	PRN	JCY	JCY	JCY	@ DAN	@ DAN
GC	OFF DAY	NYY	@ NYY	@ DET	DET	ATL	@ ATL
	10	11	12	13	14	15	16
TOR	@ CLE	A.S. Break	A.S. Game	@ ARZ	NYY	NYY	NYY
LV	A.S. Break	A.S. Break	A.S. Break	A.S. Game	@ TUC(IN)	@ TUC(IN)	@ TUC(IN)
NH	POR	POR	EL	EL	@ BIN	@ BIN	@ BIN
DUN	@ PMB	@ PMB	OFF DAY	BRD	BRD	BRD	BRD
LAN	@ LC	@ LC	OFF DAY	@ KC	@ KC	@ KC	@ CLI
VAN	@ SPO	@ SPO	OFF DAY	BOI	BOI	BOI	BOI
BLU	@ DAN	OFF DAY	@ BRS	@ BRS	@ BRS	KNG	KNG
GC	OFF DAY	@ PHI	PHI	PIR	@ PIR	@ NYY	NYY
	17	18	19	20	21	22	23
TOR	NYY	OFF DAY	SEA	SEA	SEA	@ TEX	@ TEX
LV	@ TUC(IN)	@ COL	@ COL	@ COL	@ COL	TUC	TUC
NH	@ BIN	REA	REA	REA	POR	POR	POR
DUN	FTM	FTM	FTM	FTM	@ CHA	@ CHA	@ CHA
LAN	@ CLI	@ CLI	OFF DAY	WIS	WIS	WIS	BEL
VAN	BOI	EUG	EUG	EUG	@ EUG	@ EUG	@ EUG
BLU	KNG	BUR	BUR	BUR	@ PUL	@ PUL	@ PUL
GC	OFF DAY	DET	@ DET	@ ATL	ATL	PHI	@ PHI
	24	25	26	27	28	29	30
TOR	@ TEX	OFF DAY	BAL	BAL	BAL	TEX	TEX
LV	TUC	TUC	@ REN	@ REN	@ REN	@ REN	@ TAC
NH	POR	@ NBR	@ NBR	@ NBR	REA	REA	REA
DUN	@ CHA	@ JUP	@ JUP	@ JUP	@ JUP	STL	STL
LAN	BEL	BEL	OFF DAY	@ WM	@ WM	@ WM	LC
VAN	SK	SK	SK	@ TC	@ TC	@ TC	@ TC
BLU	PRN	PRN	PRN	@ BUR	@ BUR	@ BUR	@ KNG
GC	OFF DAY	@ PIR	PIR	NYY	@ NYY	@ DET	DET

AUGUST 2011

	SUN 31	MON 1	TUE 2	WED 3	THU 4	FRI 5	SAT 6
TOR	TEX	OFF DAY	@ TB	@ TB	@ TB	@ BAL	@ BAL
LV	@ TAC	@ TAC	@ TAC	OKC	OKC	OKC	OKC
NH	REA	OFF DAY	@ RIC	@ RIC	@ RIC	@ BOW	@ BOW
DUN	STL	STL	OFF DAY	@ BRE	@ BRE	@ BRE	@ TAM
LAN	LC	SB	SB	SB	SB	SB	@ FTW
VAN	@ TC	OFF DAY	SPO	SPO	SPO	SPO	SPO
BLU	@ KNG	@ KNG	OFF DAY	GRN	GRN	GRN	@ JC
GC	OFF DAY	ATL	@ ATL	@ PHI	PHI	PIR	@ PIR
	7	**8**	**9**	**10**	**11**	**12**	**13**
TOR	@ BAL	OFF DAY	OAK	OAK	OAK	LAA	LAA
LV	NO	NO	NO	NO	OFF DAY	@ NASH	@ NASH
NH	@ BOW	OFF DAY	ERI	ERI	ERI	AKR	AKR
DUN	@ TAM	@ TAM	BRE	BRE	BRE	TAM	TAM
LAN	@ FTW	@ FTW	@ FTW	@ SB	@ SB	@ SB	FTW
VAN	@ EVE	@ EVE	@ EVE	@ YAK	@ YAK	@ YAK	@ YAK
BLU	@ JC	@ JC	PRN	PRN	PRN	@ PUL	@ PUL
GC	OFF DAY	@ NYY	NYY	DET	@ DET	@ ATL	ATL
	14	**15**	**16**	**17**	**18**	**19**	**20**
TOR	LAA	@ SEA	@ SEA	@ SEA	@ OAK	@ OAK	@ OAK
LV	@ NASH	@ NASH	@ MEM	@ MEM	@ MEM	@ MEM	FRE
NH	AKR	OFF DAY	@ ALT	@ ALT	@ ALT	@ NBR	@ NBR
DUN	TAM	OFF DAY	@ CLR	@ CLR	CLR	@ DAY	@ DAY
LAN	FTW	FTW	OFF DAY	@ BG	@ BG	@ BG	DAY
VAN	@ YAK	SK	SK	SK	EVE	EVE	EVE
BLU	@ PUL	OFF DAY	BUR	BUR	BUR	PUL	PUL
GC	OFF DAY	PHI	@ PHI	@ PIR	PIR	NYY	@ NYY
	21	**22**	**23**	**24**	**25**	**26**	**27**
TOR	@ OAK	OFF DAY	KC	KC	KC	TB	TB
LV	FRE	FRE	FRE	@ SL	@ SL	@ SL	@ SL
NH	@ NBR	TRN	TRN	TRN	HAR	HAR	HAR
DUN	@ DAY	OFF DAY	LAK	LAK	LAK	DAY	DAY
LAN	DAY	DAY	DAY	BG	BG	BG	@ FTW
VAN	@ SK	@ SK	@ SK	TC	TC	TC	TC
BLU	PUL	@ GRN	@ GRN	@ GRN	ELZ	ELZ	ELZ
GC	OFF DAY	@ DET	DET	ATL	@ ATL	@ PHI	PHI
	28	**29**	**30**	**31**			
TOR	TB	TB	@ BAL	@ BAL			
LV	@ SL	@ SAC	@ SAC	@ SAC			
NH	HAR	@ TRN	@ TRN	@ TRN			
DUN	DAY	DAY	@ LAK	@ LAK			
LAN	@ FTW	@ FTW	@ FTW	GL			
VAN	TC	OFF DAY	@ BOI	@ BOI			
BLU	@ DAN	@ DAN	@ DAN				
GC							

SEPTEMBER 2011

	SUN	MON	TUE	WED	THU 1	FRI 2	SAT 3
TOR					@ BAL	@ NYY	@ NYY
LV					@ SAC	SL	SL
NH					@ TRN	@ POR	@ POR
DUN					CLR	CLR	CLR
LAN					GL	GL	@ DAY
VAN					@ BOI	@ BOI	@ BOI
BLU							
GC							
	4	**5**	**6**	**7**	**8**	**9**	**10**
TOR	@ NYY	BOS	BOS	BOS	BOS	BAL	BAL
LV	SL	SL					
NH	@ POR	@ POR					
DUN	@ CLR						
LAN	@ DAY	@ DAY					
VAN							
BLU							
GC							
	11	**12**	**13**	**14**	**15**	**16**	**17**
TOR	BAL	OFF DAY	@ BOS	@ BOS	OFF DAY	NYY	NYY
LV							
NH							
DUN							
LAN							
VAN							
BLU							
GC							
	18	**19**	**20**	**21**	**22**	**23**	**24**
TOR	NYY	LAA	LAA	LAA	LAA	@ TB	@ TB
LV							
NH							
DUN							
LAN							
VAN							
BLU							
GC							
	25	**26**	**27**	**28**	**29**	**30**	
TOR	@ TB	@ CWS	@ CWS	@ CWS			
LV							
NH							
DUN							
LAN							
VAN							
BLU							
GC							

KEY TO ABBREVIATIONS

LAS VEGAS

ALB ALBUQUERQUE ISOTOPES
COL COLORADO SPRINGS SKY SOX
FRE FRESNO GRIZZLIES
IOW IOWA CUBS
LV LAS VEGAS 51s
MEM MEMPHIS REDBIRDS
NASH NASHVILLE SOUNDS
NO NEW ORLEANS ZEPHYRS
OKC OKLAHOMA CITY REDHAWKS
OMA OMAHA ROYALS
REN RENO ACES
RR ROUND ROCK EXPRESS
SAC SACRAMENTO RIVER CATS
SL SALT LAKE BEES
TAC TACOMA RAINIERS
TUC TUCSON PADRES

NEW HAMPSHIRE

AKR AKRON AEROS
ALT ALTOONA CURVE
BIN BINGHAMTON METS
BOW BOWIE BAYSOX
ERI ERIE SEAWOLVES
HAR HARRISBURG SENATORS
NBR NEW BRITAIN ROCK CATS
NH NEW HAMPSHIRE FISHER CATS
POR PORTLAND SEA DOGS
REA READING PHILLIES
RIC RICHMOND FLYING SQUIRRELS
TRN TRENTON THUNDER

DUNEDIN

BRD BRADENTON MARAUDERS
BRE BREVARD CTY MANATEES
CHA CHARLOTTE STONE CRABS
CLR CLEARWATER THRESHERS
DAY DAYTONA CUBS
DUN DUNEDIN BLUE JAYS
FTM FORT MYERS MIRACLE
JUP JUPITER HAMMERHEADS
LAK LAKELAND FLYING TIGERS
PMB PALM BEACH CARDINALS
STL ST LUCIE METS
TAM TAMPA YANKEES
*Palm Beach Cardinals play out of Jupiter Stadium.

LANSING

BEL BELOIT SNAPPERS
BG BOWLING GREEN HOT RODS
BUR BURLINGTON BEES
CR CEDAR RAPIDS KERNELS
CLI CLINTON LUMBERKINGS
DAY DAYTON DRAGONS
FTW FORT WAYNE TINCAPS
GL GREAT LAKE LOONS
KC KANE COUNTY COUGARS
LAN LANSING LUGNUTS
LC LAKE COUNTY CAPTAINS
PEO PEORIA CHIEFS
QC QUAD CITIES RIVER BANDITS
SB SOUTH BEND SILVER HAWKS
WIS WISCONSIN TIMBER RATTLERS
WM WEST MICHIGAN WHITECAPS

VANCOUVER

BOI BOISE HAWKS
EUG EUGENE EMERALDS
EVE EVERETT AQUASOX
SK SALEM-KEIZER VOLCANOES
SPO SPOKANE INDIANS
TC TRI CITY DUST DEVILS
VAN VANCOUVER CANADIANS
YAK YAKIMA BEARS

BLUEFIELD

BLU BLUEFIELD BLUE JAYS
BRS BRISTOL SOX
BUR BURLINGTON ROYALS
DAN DANVILLE BRAVES
ELZ ELIZABETH TWINS
GRN GREENVILLE ASTROS
JC JOHNSON CITY CARDINALS
KNG KINGSPORT METS
PRN PRINCETON RAYS
PUL PULASKI MARINERS

GULF COAST

ATL ATLANTA BRAVES
DET DETROIT TIGERS
NYY NEW YORK YANKEES
PIT PITTSBURGH PIRATES
PHI PHILADELPHIA PHILLIES
TOR TORONTO BLUE JAYS

Las Vegas 51s (AAA)

Pacific Coast League

Final Record: 66-78 (.458), 4th in Pacific-South Division (15.5 GB of Sacramento)
Playoffs: Did not qualify

Season Summary

In the second season as the AAA affiliate of the Toronto Blue Jays, the Las Vegas 51s of the PCL posted a record of 66-78, 4th in their division. It marked the 10th consecutive losing season by Toronto's AAA Club (previously the Syracuse Chiefs)… Were 2nd in the league with a .293 batting average,172 home runs, 838 runs scored, .478 slugging percentage and had 23 games where the team scored 10 or more runs...The team finished the year with a 6.10 ERA which was last in the 16-team league… Drew a Las Vegas record 336,488 fans to Cashman Stadium over 71 home dates for an average of 4,739 a game… The team was led in wins by RHP Josh Roenicke who posted a 9-1 record out of the bullpen, followed by LHP Brad Mills who was 8-6 in a Club high 20 starts this season despite spending time with the Toronto Blue Jays… IF Jarrett Hoffpauir hit for the cycle twice in just over a month's span when he accomplished the feat 4/25 vs. SAC and 5/28 vs. TAC. He became the first player since 2008 to hit two cycles in one year in the minor leagues… RHP Jeremy Accardo was second in the league with 24 saves on the campaign… Offensively the team was led my 2010 PCL MVP C J.P. Arencibia who finished the season with a .301 average, 32 home runs (T-3rd in Blue Jays history), 85 RBI, .626 slugging percentage and a .986 OPS – all team highs… INF Brad Emaus made his AAA debut in 2010 and hit .298 (92-309) in 87 games with 25 doubles, 10 home runs, 49 RBI and had an on base percentage of .395.

R. Howard Webster Award Winner

C J.P. Arencibia – Named the Pacific Coast League MVP after batting .301 with 32 home runs (T-3rd in Blue Jays history) & 85 RBI… Named as a starter for the PCL All-Star mid-season team and took part in the home run derby. Was also named to the PCL post season All-Star team… Was re-called on from Las Vegas on August 5th and made his ML Debut on August 7th.

All-Stars & Award Selections

Pacific Coast League Player of the Week

- May 3-9 RHP Robert Ray
- June 28-July 4 C J.P. Arencibia

Pacific Coast League Midseason All-Star Selections

- C J.P. Arencibia
- INF Jarrett Hoffpauir

Pacific Coast League Post Season All-Star Selections

- C J.P. Arencibia
- RHP Jeremy Accardo

Baseball America Top 20 Prospects of the Pacific Coast League

- #8 J.P. Arencibia – C

Pacific Coast League Statistical Leaders

Batting

- J.P. Arencibia – 2nd SLG (.626), 3rd HR (32), 3rd OPS (.986), 3rd XBH (69), 5th total bases (258), T-6th in doubles (36), T-8th in RBI (85).
- Chris Lubanski – 10th SLG (.538)

Pitching

- Jeremy Accardo – 2nd in saves (24), 2nd in games finished (41).
- Jesse Carlson – T-5th in holds (11).
- Robert Ray – T-2nd in SHO (1), T-8th CG (1).

Players to make their Debut with Toronto in 2010

- J.P. Arencibia
- Shawn Hill
- Jarrett Hoffpauir
- Rommie Lewis
- Mike McCoy
- Jeremy Reed
- Merkin Valdez

New Hampshire Fisher Cats (AA)

Eastern League

Final Record: 79-62 (.560), 2nd in Eastern Division (3.5 GB of Trenton)
Playoffs: Lost Eastern Division Final 3-0 to Trenton

Season Summary

The Fisher Cats qualified for the playoffs for the first time since the 2004 finishing second in their division 3.5 GB Trenton… Were swept three games to none by Trenton in the Eastern Division final… The team never had longer then a three game losing streak and was 21 games over .500 on two separate occasions during the season… Batted .263 as a team which ranked 6th in the 12-team Eastern League but were 2nd in home runs with 134… Pitched to a 4.23 ERA ranking 7th in the league… Attracted 386,102 fans to MerchantsAuto.com Stadium averaging 5,515 over 70 home dates… The attendance figures rank 4th in the Eastern League, dropping one spot from 2009… The 2010 season included many highlights for the Fisher Cats such as the team's first playoff appearance in five years, RHP Kyle Drabek's July 4th no-hitter vs. New Britian, having a league high seven players named to the Mid-Season All-Star team (Drabek, Magnuson, Jeroloman, Loewen, Mastroianni, Thames, Bowman) and had three players named to the Post-Season All-Star Team (Drabek, Mastroianni, Thames)… The Fisher Cats were led by the Eastern League Pitcher of the year Kyle Drabek who was 1st in the league in wins (14), 3rd in ERA (2.94), IP (162.0), T-3rd in starts (27), SO (132) and T-5th in WHIP (1.20)… The team was led offensively OF Eric Thames who was 1st in the league in RBI (104), 3rd in HR (27), 5th in SLG (.527) and 9th in hits (143).

R. Howard Webster Award Winner

OF Eric Thames – Batted .288 with 27 home runs and a organizational leading 104 RBI in 130 games with the Fisher Cats… Named an Eastern League Mid-Season & Post-Season All-Star as well named to the Blue Jays Organizational All-Star team… Thames led the league in RBI (104), 2nd TB (261), T-2nd in HR (27), 3rd in R (95), OPS (.896), 5th in SLG (.526), T-7th in 3B (6), 9th in H (143) and 10th in OBP (.370)

All-Stars & Award Selections

RHP Trystan Magnuson – Represented the World Team in the 12th annual XM Satellite Radio All-Star Futures game.

Eastern League Player/Pitcher of the Week

- Apr. 13-19 LHP Luis Perez
- May 3-9 OF Darin Mastroianni
- May 10-16 OF Adam Calderone
- June 2-7 3B Shawn Bowman
- June 28-July 4 RHP Kyle Drabek
- July 12-18 LHP Jo-Jo Reys
- July 26-Aug 1 LHP B.J. LaMura

Eastern League Midseason All-Star Selections

- 3B Shawn Bowman
- RHP Kyle Drabek
- C Brian Jeroloman
- OF Adam Loewen
- RHP Trystan Magnuson
- OF Darin Mastroianni
- OF Eric Thames

Eastern League Post Season All-Star Selections

- RHP Kyle Drabek
- OF Darin Mastroianni
- OF Eric Thames

Baseball America Top 20 Prospects of the Eastern League

- #3 Kyle Drabek – RHP

Eastern League Statistical Leaders

Batting

- Shawn Bowman – 10th in SLG (.484)
- David Cooper – 9th in TB (220)
- Brian Jeroloman – 4th in BB (69)
- Adam Loewen – 5th in BB (66)
- Darin Mastroianni – 1st in SB (46), T-1st in H (158), 2nd in BB (77), OBP (.390), R (101), T-4th in 3B (7), AB (525) & 5th in AVG (.301)
- Eric Thames – 1st in RBI (104), 2nd in TB (261), T-2nd in HR (27), 3rd in R (95), OPS (.896), 5th in SLG (.526), T-7th in 3B (6), 9th in H (143) and 10th in OBP (.370)

Pitching

- Randy Boone – 3rd in CG (2) & 9th in WHIP (1.25)
- Kyle Drabek – 1st in W (14), 3rd in ERA (2.94), IP (162.0), T-3rd GS (27) & K (132) & T-5th WHIP (1.20)
- Danny Farquhar – 3rd in G (53), T-3rd in SV (17) & 4th in GF (35)
- Trystan Magnuson – T-2nd in HLD (11)
- Zach Stewart – 8th in ERA (3.63) & T-8th in GS (26)

Players to make their Debut with Toronto in 2010

- Kyle Drabek
- Shawn Hill

Dunedin Blue Jays (A)

Florida State League

First Half: 41-29 (.586), 1st in North Division (4.0 GA of Tampa)
Second Half: 31-38 (.449), 5th in North Division (12.0 GB of Tampa)
Final Record: 72-67 (.518), 3rd in North Division (8.0 GB of Tampa)
Playoffs: Lost North Division Final 2-0 to Tampa

Season Summary

Qualified for the Florida State League playoffs for the first time since 2008 losing in the North Division final 2-0 to the Tampa Yankees in a best-of-three series… Won the North Division in the first half posting a 41-29 record four games ahead of Tampa… Were 31-38 in the second half which was fifth place in the division 12 games behind Tampa finishing the year with a combined record of 72-67 good for third in the division eight games behind Tampa… Batted .241 as a team which was 11th in the 12 team league… Their 580 runs was good for eighth in league but were first in doubles (256), home runs (110) and second in SLG (.379)… Were seventh in the FSL posting a 3.64 ERA… Drew 36,892 to Dunedin Stadium over 64 home dated for an average of 576, ranking last in the league… The D-Jays had three players named Players of the Week this season with C Travis d'Arnaud (Apr. 8-18), OF Welington Ramirez (May 10-16) and 3B Mark Sobolewski (July 19-25) all receiving the honour… RHP Matt Daly set a new single-season record for saves recording 31 passing Connor Falkenbach who had 30 in 2007… The D-Jays had four players named to the FSL Mid-Season All-Star team with C Travis d'Arnaud, C Yan Gomes, RHP Henderson Alvarez and RHP Matt Daly playing for the North Division...Two players were named to the Post-Season All-Star team with C Travis d'Arnaud and CF Anthony Gose being selected.

R. Howard Webster Award Winner

1B Mike McDade – Batted .267 with 22 doubles, 21 home runs and 64 RBI… His 21 home runs led the Florida State League… Led the team in runs scored (60), hits (128), home runs (21), RBI (64), total bases (215), 2nd in doubles (22) and SLG (.448)… Has hit 37 home runs over the past two seasons.

All-Stars & Award Selections

RHP Henderson Alvarez – Represented the World Team in the 12th annual XM Satellite Radio All-Star Futures game.

Florida State League Player/Pitcher of the Week

- Apr. 8-18, C Travis d'Arnaud
- May 10-16, OF Welinton Ramirez
- July 19-25, 3B Mark Sobolewski

Florida State League Midseason All-Star Selections

- C Travis d'Arnaud
- C Yan Gomes
- RHP Henderson Alvarez
- RHP Matt Daly

Florida State League Post Season All-Star Selections

- C Travis d'Arnaud
- OF Anthony Gose

Baseball America Top 20 Prospects of the Florida State League

- #5 Travis d'Arnaud – C
- #8 Anthony Gose – CF
- #11 Adieny Hechavarria – SS
- #12 Henderson Alvarez - RHP

Florida State League Statistical Leaders

Batting

- Anthony Gose –1st in SB (45), T-1st in 3B (13), 2nd in R (88), 6th in AB (512), 7th in H (134),T-7th in G (130) and T-9th in TB (201).
- Mike McDade –1st in HR (21), 2nd in TB (215), 4th in SLG (.448), 9th in H (128) and 10th in OPS (.763).

Pitching

- Joel Carreno –2nd in SO (173), T-2nd in CG (1), T-10th in GS (25)
- Matt Daly – 2nd in G (56), 2nd in SV (31)
- Alan Farina – 4th in HLD (11)
- Frank Gailey – T-5th in HLD (9)
- Chuck Huggins – T-2nd in W (11),
- Chad Jenkins – T-2nd in CG (1)

Lansing Lugnuts (A)

Midwest League

First Half: 36-33 (.522), 3rd in Eastern Division (8.0 GB of Lake County)
Second Half: 34-36 (.486), 4th in Eastern Division (13.0 GB of Great Lakes)
Final Record: 70-69 (.504), 4th in Eastern Division (20.0 GB of Great Lakes)
Playoffs: Did Not Qualify

Season Summary

The Lugnuts finished the first half with a 36-33 record which was 3rd in the Eastern Division 8.0 GB of Lake County… Were 34-36 in the second half finishing in 4th, 13.0 GB Great Lakes… Overall were 70-69, 20.0 GB of Great Lakes in 4th place… Were 34-37 at home while posting a 36-32 record on the road… Batted .266 this season which was 4th best and scored 642 runs which was 9th in the 16 team league… As a team had a 4.17 ERA this season which was 10th in the league… Drew 360,510 people to Cooley Stadium over 68 home dates for an average of 5,301 good for 5th in the 16 team Midwest League… The Lugnuts were led this season by RHP Ryan Tepera who had nine wins posting a 3.98 ERA and R. Howard Webster Award Winner IF Sean Ochinko who's .311 AVG was 2nd in the organization and 4th in the league… Had four players named to the Mid-Season All-Star team C A.J. Jimenez, IF Ryan Schimpf, RHP Chad Jenkins and LHP Aaron Loup… On July 26th OF Brad Glenn hit for the cycle in a game vs. Clinton hitting the single in the 1st, home run in the 3rd, double in the 5th and triple in the 7th, was the third triple of the year in the Blue Jays organization.

R. Howard Webster Award Winner

IF Sean Ochinko – Became the 23rd player in Blue Jays history to win the award twice (Auburn-2009)… Led the Club and was 2nd in the organization with a .311 AVG and led the organization with 37 doubles this season… Spent time this season at 3B (22 G), 1B (16 G), C (45 G) and DH (23 G)… Committed only one error in his 45 games behind the plate throwing out 25% of potential base stealers (16-64).

All-Stars & Award Selections

Midwest League Player/Pitcher of the Week

- Aug 9-15 – OF Brad Glenn

Midwest League Midseason All-Star Selections

- C A.J. Jimenez
- IF Ryan Schimpf
- RHP Chad Jenkins
- LHP Aaron Loup

Baseball America Top 20 Prospects of the Florida State League

- #20 Chad Jenkins – RHP

Midwest League Statistical Leaders

Batting

- Brad Glenn – T-7th in HR (17), 10th in SLG (.477)
- Sean Ochinko – 4th in AVG (.311), T-7th in 2B (37)
- Ryan Schimpf – T-7th in 3B (7)
- Kenny Wilson – T-10th in SB (35)

Pitching

- Chad Jenkins – T-4th in CG (1)
- Ryan Shopshire – T-4th in CG (1), T-7th in IP (138.0)
- Brian Slover – T-7th in HLD (7)
- Ryan Tepera – T-9th in W (9)
- Steve Turnbull – 1st in GF (48), T-2nd in G (52), T-2nd in SV (21)

Auburn Doubledays (A)

New York-Penn League

Final Record: 35-40 (.467), 4th in Pinckney Division (10.5 GB of Batavia)
Playoffs: Did Not Qualify

Season Summary

Finished the season with a 35-40 record which was 4th in the Pinckney Division 10.5 GB of Batavia… Finished the season 20-11 from August 3rd on… Batted .243 which ranked 9th in the 14 team league, scored 358 runs which was T-5th… Were 3rd in the league with 30 triples and 4th with 42 home runs this season… The team pitched to a 3.70 ERA good for 7th in the league and struck out 657 which was tops in the league… Drew 56,810 over 37 home dates for an average of 1,535, 11th in the New York-Penn League… C Carlos Perez was a big part of the team this season leading the Doubledays in AVG (.298), R (44), H (70), 3B (8), RBI (41), TB (103) and OBP (.396)… The Club was led on the mound by RHP Casey Lawrence who in 12 appearances (10 starts) was 6-1 with a 1.74 ERA (11ER/57.0IP) both numbers top on the team… The Doubledays had four players named to the New York-Penn League All-Star Game with C Carlos Perez, OF Yeico Aponte, RHP Casey Lawrence and RHP Drew Hutchison receiving the honour.

R. Howard Webster Award Winner

C Carlos Perez – Became just the fourth player in history to win the award three time (DSL-2008, GCL-2009, Auburn-2010) joining Carlos Delgado, Luis Lopez and Adam Lind as three time winners… Named a Mid-Season All-Star Perez led the Doubledays in AVG (.298), R (44), H (70), 3B (8), RBI (41), TB (103) and OBP (.396)… Was signed as an international free agent in 2008.

All-Stars & Award Winners

New York-Penn League Midseason All-Star Selections

- C Carlos Perez
- OF Yeico Aponte
- RHP Casey Lawrence
- RHP Drew Hutchison

Baseball America Top 20 Prospects of the New York-Penn League

- #1 Carlos Perez - C
- #16 Drew Hutchison - RHP
- #18 Daniel Webb - RHP

New York-Penn League Statistical Leaders

Batting

- Oliver Dominguez – T-10th in SB (14)
- Lance Durham – T-5th in HR (9)
- Marcus Knecht – T-7th in 2B (17)
- Carlos Perez – 3rd in 3B (8), 9th in RBI (41), 10th in R (44)

Pitching

- Zach Anderson – T- 5th in G (26)
- Brandon Berl – T-8th in HLD (4)
- Jesse Hernandez – T-10th in SO (60)
- Michael Kelly – T-8th in HLD (4)
- Casey Lawrence – T-7th in W (6)
- Dayton Marze – T-8th in SV (8)
- Drew Permison – T-3rd in G (27), T-10th in SV (7)

Gulf Coast Blue Jays (Rk)

Gulf Coast League

Final Record: 31-28 (.525), 2nd in North Division (2.5 GB of GCL Phillies)
Playoffs: Did not qualify

Season Summary

Finished the season with a 31-28 record, 2nd in the North Division 2.5 GB of the GCL Phillies (32-24) and just 1.5 GB of the GCL Mets (31-25) in the Wild Card race… Batted .238 to finish 14th in the 16-team league… Hit 34 home runs for the 3rd best total in the GCL, their 97 doubles were 4th in the league and 19 triples were 3rd… Pitched to a 3.14 ERA which was good for 3rd in the GCL and struck out 449 the 5th highest total in the league… Had four players named Baseball America's Top 20 Prospects in the GCL with OF Jake Marisnick #4, 3B Kellen Sweeney #12, 1B K.C. Hobson #14 and 1B Christopher Hawkins #17, the four players were the most of any team… From July 22 to the end of the season the team played to a 20-12 (.625) record just missing out on a playoff berth.

R. Howard Webster Award Winner

OF Jake Marisnick – Batted .287 (35-122) with 12 doubles, three home runs and 14 RBI in 35 games with the GCL Blue Jays… Combined to hit .253 (63-249) in 69 games between the GCL Blue Jays and the Lansing Lugnuts (A) with 20 doubles, two triples, four home runs and 26 RBI… Was selected in the third round of the 2009 June Draft… In 34 games with the GCL Blue Jays played in centre field has a fielding percentage of .987 committing only one error and had four outfield assists.

All-Stars & Award Winners

Baseball America Top 20 Prospects in the GCL

- #4 Jake Marisnick – OF
- #12 Kellen Sweeney – 3B
- #14 K.C. Hobson – 1B
- #17 Christopher Hawkins – 1B

Gulf Coast League Statistical Leaders

Batting

- Jake Marisnick – T-9th in SB (14)

Pitching

- Drew Elliot – T-9th in HLD (3)
- Alesone Escalante – T-1st in W (6), T-7th in G (20)
- Brian Longpre – T-3rd in SV (9), T-8th in GF (13)
- Milciades Santana – T-3rd in G (22), T-1st in HLD (5)

2010 Tops in the Organization

BATTING TOP 10

(minimum 2.7 PA/team game)

BATTER	CLUB	AVG	G	AB	R	H	HR	RBI
Mayorson, Manny	LAS	.324	97	361	61	117	1	42
Ochinko, Sean	LAN	.311	109	412	57	128	8	65
Wallace, Brett	LAS	.301	95	385	64	116	18	61
Arencibia, J.P.	LAS	.301	104	412	76	124	32	85
Mastroianni, Darin	NH	.301	132	525	101	158	4	46
Perez, Carlos	AUB	.298	66	235	44	70	2	41
Hoffpauir, Jarrett	LAS	.295	107	431	73	127	16	73
Lubanski, Chris	LAS	.293	100	355	72	104	17	57
Emaus, Brad	LAS	.290	125	445	79	129	15	75
Thames, Eric	NH	.288	130	496	95	143	27	104

PITCHING TOP 10

(minimum 0.8 IP/team game)

PITCHER	CLUB	W-L	ERA	IP	H	BB	SO
Drabek, Kyle	NH	14-9	2.94	162.0	126	68	132
Estrada, Deivy	BLU	4-3	3.02	53.2	55	21	42
Stewart, Zach	NH	8-3	3.63	136.1	131	54	106
Carreno, Joel	DUN	9-6	3.73	137.2	147	30	173
Purdy, Nicholas	BLU	3-4	3.76	55.0	48	16	50
Huggins, Chuck	DUN	11-6	3.93	137.1	127	46	97
Jenkins, Chad	DUN	7-10	3.94	141.2	160	31	106
Tepera, Ryan	LAN	9-6	3.98	120.0	113	44	79
Boone, Randy	NH	5-10	3.98	133.1	128	39	96
Strickland, Sam	AUB	3-6	4.02	65.0	73	22	45

HOME RUNS

Arencibia, J.P.	LAS	32
Thames, Eric	NH	27
Bowman, Shawn	NH	22
McDade, Michael	DUN	21
Cooper, David	NH	20

RBI

Thames, Eric	NH	104
Arencibia, J.P.	LAS	85
Cooper, David	NH	78
Calderone, Adam	NH	76
Emaus, Brad	LAS	75

STOLEN BASES

Mastroianni, Darin	NH	46
Wilson, Kenny	DUN	40
Dominguez, Oliver	LAN	25
Pastornicky, Tyler	DUN	24
Marisnick, Jacob	LAN	23

WINS

Drabek, Kyle	NH	14
Huggins, Chuck	DUN	11
Perez, Luis	LAS	10
4 others tied at 9.		

SAVES

Daly, Matt	DUN	31
Accardo, Jeremy	LAS	24
Turnbull, Steve	LAN	21
Farquhar, Danny	NH	17
2 others tied at 9.		

STRIKEOUTS

Carreno, Joel	DUN	173
Drabek, Kyle	NH	132
Shopshire, Ryan	DUN	122
Jenkins, Chad	DUN	106
Stewart, Zach	NH	106

TEAM BATTING

	AVG	AB	R	H	HR	BB	SO	SB	CS
Las Vegas	.293	5045	838	1480	172	499	831	79	25
Lansing	.266	4708	642	1250	75	478	1103	186	81
New Hampshire	.263	4772	723	1255	134	561	1020	129	44
Vancouver	.250	2537	317	635	34	273	592	43	30
Dunedin	.241	4577	580	1102	110	352	1191	118	39
GCL Blue Jays	.238	1867	224	444	34	171	490	60	30
Bluefield	.227	2273	276	516	24	194	629	30	24

TEAM PITCHING

	W-L	ERA	H	CG	SHO	SV	HR	BB	SO
GCL Blue Jays	31-28	3.14	450	0	5	14	22	163	449
Vancouver	42-34	3.27	686	0	3	24	25	207	613
Dunedin	72-67	3.64	1239	2	11	38	65	379	1043
Lansing	70-69	4.17	1266	2	6	35	76	392	980
New Hampshire	79-62	4.23	1174	4	10	40	121	539	1063
Bluefield	23-45	4.44	608	1	5	10	39	225	468
Las Vegas	66-78	6.10	1601	2	5	38	151	559	914

Blue Jays First-Year Player Draft Picks

1977-2009 DRAFT (Still in Blue Jays Organization)

Player	Pos.	Year Drafted	Round	Phase #
Dustin McGowan	RHP	2000-June	REG.	1
Aaron Hill	SS	2003-June	REG.	1
David Purcey	LHP	2004-June	REG	1
Adam Lind	OF	2004-June	REG	3
Casey Janssen	RHP	2004-June	REG	4
Jesse Litsch	RHP	2004-June	REG	24
Ricky Romero	LHP	2005-June	REG.	1
Robert Ray	RHP	2005-June	REG.	7
Sean Shoffit	IF	2005-June	REG.	15
Rey Gonzalez	RHP	2005-June	REG.	19
Alberto Quintana	C	2005-June	REG.	40
Travis Snider	OF	2006-June	REG.	1
Brian Jeroloman	C	2006-June	REG.	6
Scott Campbell	IF	2006-June	REG.	10
Jonathan Diaz	IF	2006-June	REG.	12
Kyle Ginley	RHP	2006-June	REG.	17
Matthew Liuzza	C	2006-June	REG.	19
Jonathan Del Campo	IF	2006-June	REG.	20
Adam Calderone	OF	2006-June	REG.	23
Kevin Ahrens	3B	2007-June	REG.	1
J.P. Arencibia	C	2007-June	REG.	1
Brett Cecil	LHP	2007-June	COMP	1
Justin Jackson	SS	2007-June	COMP	1
John Tolisano	2B	2007-June	REG	2
Eric Eiland	OF	2007-June	REG	2
Alan Farina	RHP	2007-June	REG	3
Bradley Mills	LHP	2007-June	REG	4
Marc Rzepczynski	LHP	2007-June	REG	5
Michael McDade	1B	2007-June	REG	6
Randy Boone	RHP	2007-June	REG	7
Marcus Walden	RHP	2007-June	REG	9
Jonathan Talley	C	2007-June	REG	13
Darin Mastroianni	OF	2007-June	REG	16
David Cooper	1B	2008-June	REG.	1
Kenneth Wilson	CF	2008-June	REG	2
Andrew Liebel	RHP	2008-June	REG	3
Robert Sobolewski	3B	2008-June	REG	4
Markus Brisker	CF	2008-June	REG	6
Eric Thames	LF	2008-June	REG	7
Evan Crawford	LHP	2008-June	REG	8
A.J. Jimenez	C	2008-June	REG	9
Dustin Antolin	RHP	2008-June	REG	11
Matthew Wright	LHP	2008-June	REG	12
Matthew Daly	RHP	2008-June	REG	13
Scott Gracey	RHP	2008-June	REG	15
Michael Crouse	CF	2008-June	REG	16
Ryan Page	LHP	2008-June	REG	20
Brian Van Kirk	LF	2008-June	REG	21
Karim Turkamani	C	2008-June	REG	22
Charles Huggins	LHP	2008-June	REG	23
Christopher Hopkins	CF	2008-June	REG	24
Bradley McElroy	CF	2008-June	REG	25
Bryan Kervin	SS	2008-June	REG	27
John Anderson	LHP	2008-June	REG	28
Justin McClanahan	2B	2008-June	REG	33
Tyler Ybarra	LHP	2008-June	REG.	43
Chad Jenkins	RHP	2009-June	REG.	1
Jacob Marisnick	OF	2009-June	COMP	3
Ryan Goins	IF	2009-June	REG.	4
Ryan Schimpf	IF	2009-June	REG.	5
Kristopher Hobson	OF	2009-June	REG.	6
Egan Smith	LHP	2009-June	REG.	7
Brian Slover	RHP	2009-June	REG.	8
Aaron Loup	LHP	2009-June	REG.	9
Yan Gomes	C	2009-June	REG.	10
Sean Ochinko	C	2009-June	REG.	11
Bryson Namba	IF	2009-June	REG.	12
Matthew Morgal	RHP	2009-June	REG.	13
Lance Durham	IF	2009-June	REG.	14
Andrew Hutchison	RHP	2009-June	REG.	15
David Sever	RHP	2009-June	REG.	16
Steven Turnbull	RHP	2009-June	REG.	17
Daniel Webb	RHP	2009-June	REG.	18
Dennis Tepera	RHP	2009-June	REG.	19
Kevin Nolan	IF	2009-June	REG.	20
Matt Fields	RHP	2009-June	REG.	22
Brad Glenn	OF	2009-June	REG.	23
Matt Nuzzo	IF	2009-June	REG.	24
Samuel Strickland	LHP	2009-June	REG.	25
Zachary Outman	RHP	2009-June	REG.	28
John Murphy	C	2009-June	REG.	31
Ryan Shopshire	RHP	2009-June	REG.	32
Alex Pepe	LHP	2009-June	REG.	36
Shawn Griffith	RHP	2009-June	REG.	37
Yudelmis Hernandez	IF	2009-June	REG.	38

1991 ALL-STAR GAME

The 1991 All-Star Game was played at SkyDome (now Rogers Centre) in Toronto on Tuesday, July 9, 1991... It was the first time that the game had been held in Toronto and just the second time that it had been held outside of the United States (Montreal 1982)... Three Blue Jays players were selected to participate in the 63rd All-Star Game: second baseman Roberto Alomar, outfielder Joe Carter and pitcher Jimmy Key as well, manager Cito Gaston was a coach and Tommy Craig was named AL trainer... 52,382 fans came to SkyDome to watch the action unfold in person and millions more watched and listened to the mid-season classic on television and radio... 56 players from both the National and American Leagues came to Toronto to participate... Of those 56 players, 49 saw action as the American League defeated the National League by a 4-2 count... Toronto pitcher Jimmy Key was credited with the win in his second career All-Star Game appearance... Joe Carter was 1-1 with a run scored and Roberto Alomar went 0-4... It was the fourth consecutive win for the American League dating back to 1988.

Toronto Blue Jays
June 2010 First Year Player Draft

RD	Pick	Player	School	Hometown	Pos	B/T	Ht	Wt	DOB	Cl.	Scout
1	**11**	**William (Deck) McGuire**	**Georga Tech**	**Richmond, VA**	**RHP**	**R/R**	**6'6**	**220**	**6/23/1989**	**JR**	**Eric McQueen**
1A	**34**	**Aaron Sanchez**	**Barstow High School**	**Barstow, CA**	**RHP**	**R/R**	**6'4**	**190**	**7/1/1992**	**HS**	**Blake Crosby**
1A	**38**	**Noah Syndergaard**	**Legacy High School**	**Mansfield, TX**	**RHP**	**L/R**	**6'5**	**200**	**8/29/1992**	**HS**	**Steve Miller**
1A	**41**	**Randall Wojciechowski**	**The Citadel**	**Hardeeville, SC**	**RHP**	**R/R**	**6'4**	**235**	**12/21/1988**	**JR**	**John Hendricks**
2	**61**	**Griffin Murphy**	**Redlands East Valley H.S.**	**Highland, CA**	**LHP**	**R/L**	**6'3**	**200**	**1/16/1991**	**HS**	**Dan Cox**
2	**69**	**Kellen Sweeney**	**Jefferson High School**	**Cedar Rapids, IA**	**3B**	**L/R**	**6'0**	**180**	**9/14/1991**	**HS**	**Wes Penick**
2	**80**	**Justin Nicolino**	**University High School**	**Orlando, FL**	**LHP**	**L/L**	**6'3**	**160**	**11/22/1991**	**HS**	**Carlos Rodriguez**
3	**93**	**Christopher Hawkins**	**North Gwinnett High School**	**Sugar Hill, GA**	**3B**	**L/R**	**6'2**	**195**	**8/17/1991**	**HS**	**Eric McQueen**
3A	**113**	**Marcus Knecht**	**Connors St. Junior College**	**Toronto, ON**	**OF**	**R/R**	**6'1**	**200**	**6/21/1990**	**J2**	**Darin Vaughan**
4	**126**	**Samuel Dyson**	**University of South Carolina**	**Tampa, FL**	**RHP**	**R/R**	**6'2**	**205**	**5/7/1988**	**SR**	**John Hendricks**
5	**156**	**Dickie Thon**	**Academia Perpetuo Socorro**	**Dorado, PR**	**SS**	**R/R**	**6'2**	**185**	**11/16/1991**	**HS**	**Jorge Rivera**
6	**186**	**Sean Nolin**	**San Jacinto Junior College**	**Seaford, NY**	**LHP**	**L/L**	**6'4**	**250**	**12/26/1989**	**J2**	**Aaron Jersild**
7	**216**	**Mitchell Taylor**	**Spring High School**	**Spring, TX**	**LHP**	**L/L**	**6'0**	**155**	**5/11/1992**	**J2**	**Aaron Jersild**
8	246	Logan Ehlers	Nebraska City High School	Nebraska City, NE	LHP	L/L	6'1	190	10/30/1991	HS	Jon Bunnell
9	**276**	**Brandon Mims**	**Newman Smith High School**	**Carrollton, TX**	**2B**	**S/R**	**5'11**	**180**	**6/18/1992**	**HS**	**Steve Miller**
10	306	Tyler Shreve	Phelps County High School	Highland, CA	RHP	R/R	6'4	220	9/15/1991	HS	Dan Cox
11	**336**	**Shane Opitz**	**Heritage High School**	**Centennial, CA**	**3B**	**L/R**	**6'1**	**195**	**1/10/1992**	**HS**	**Jon Bunnell**
12	366	Omar Cotto	Bonneville School	San Juan, PR	OF	S/R	5'11	180	2/28/1992	HS	Jorge Rivera
13	396	Tyler Painton	Centennial High School	Bakersfield, CA	LHP	L/L	6'5	195	2/20/1992	HS	Blake Crosby
14	**426**	**Dayton Marze**	**U. of Louisiana Lafayette**	**Lafayette, LA**	**RHP**	**R/R**	**6'2**	**185**	**1/1/1989**	**SO**	**Rob St. Julien**
15	**456**	**Zak Adams**	**Flower Mound High School**	**Flower Mound, TX**	**LHP**	**L/L**	**6'2**	**190**	**3/19/1992**	**HS**	**Steve Miller**
16	**486**	**Dalton Pompey**	**John Frasor High School**	**Mississauga, ON**	**OF**	**S/R**	**6'1**	**170**	**12/11/1992**	**HS**	**Jamie Lehman**
17	**516**	**Myles Jaye**	**Starrs Mill High School**	**Fayetteville, GA**	**RHP**	**S/R**	**6'3**	**170**	**12/28/1991**	**HS**	**Eric McQueen**
18	546	Kristopher Bryant	Bonanza High School	Las Vegas, NV	RHP	R/R	6'4	200	1/4/1992	HS	Mark Flatten
19	**576**	**Travis Garrett**	**Cypress Junior College**	**Long Beach, CA**	**RHP**	**R/R**	**6'0**	**205**	**10/27/1989**	**J2**	**Chris Becerra**
20	**606**	**Arthur Charles**	**Bakersfield Junior College**	**Bakersfield, CA**	**LHP**	**L/L**	**6'6**	**250**	**11/10/1990**	**J2**	**Blake Crosby**
21	636	Christopher Marlowe	Navarro Junior College	Spring, TX	RHP	R/R	6'1	180	10/26/1989	J2	Steve Miller
22	666	Aaron Westlake	Vanderbilt University	Redding, CA	OF	L/R	6'2	230	12/27/1988	SO	Nate Murrie
23	**696**	**Angel Gomez**	**Maria Cruz Buitrago H.S.**	**San Lorenzo, PR**	**OF**	**S/R**	**6'2**	**175**	**1/12/1992**	**HS**	**Jorge Rivera**
24	**726**	**Ronald Melendez**	**Cowley County Junior College**	**Jacksonville, FL**	**OF**	**R/R**	**5'11**	**190**	**9/20/1989**	**J2**	**Jon Bunnell**
25	756	Brando Tessar	Chaminade Prep High School	Simi Valley, CA	CF	R/R	6'1	190	5/13/1991	HS	Tim Rooney
26	786	Jay Johnson	Texas Tech Univeristy	Sussex Corner, NB	LHP	R/L	6'2	215	12/21/1989	JR	Steve Miller
27	816	Eric Arce	Lakeland Senior High School	Lakeland, FL	LF	L/R	5'9	185	11/29/1991	HS	Joel Grampietro
28	846	Adaric Kelly	Trinity Christian Academy	Lake Worth, FL	RHP	R/R	5'10	180	12/1/1992	HS	Carlos Rodriguez
29	**876**	**Jonathan Jones**	**Long Beach State University**	**Vacaville, CA**	**OF**	**R/R**	**6'0**	**190**	**8/2/1989**	**JR**	**Chris Becerra**
30	**906**	**Stephen McQuail**	**Canisius College**	**Wantagh, NY**	**RF**	**R/R**	**6'2**	**225**	**6/10/1989**	**JR**	**Jamie Lehman**
31	936	Luis Benitez	Ashworth High School	Luquillo, PR	RHP	S/R	6'3	195	5/24/1992	HS	Jorge Rivera
32	**966**	**Andy Fermin**	**Chipola Junior College**	**Santiago, PR**	**2B**	**L/R**	**6'0**	**180**	**7/27/1989**	**J2**	**Cliff Pastornicky**
33	**996**	**Melvin Garcia**	**James Monroe High School**	**Bronx, NY**	**CF**	**R/R**	**6'0**	**175**	**9/17/1991**	**HS**	**Michael Pesce**
34	**1026**	**Tyler Powell**	**Belmont Abbey College**	**New Smyma Beach, FL**	**RHP**	**R/R**	**6'3**	**190**	**2/16/1989**	**JR**	**John Hendricks**
35	**1056**	**Daniel Barnes**	**Princeton University**	**Manhasset, NY**	**RHP**	**L/R**	**6'1**	**195**	**10/21/1989**	**JR**	**Bobby Gandolfo**
36	1086	David Whitehead	Moeller High School	Westchester, OH	RHP	R/R	6'4	215	4/21/1992	HS	Nick Manno
37	1116	Chad Grenn	Effingham High School	Effingham, IL	RHP	R/R	6'4	185	5/24/1991	HS	Mike Medici
38	**1146**	**Pierce Rankin**	**University of Washington**	**Seattle, WA**	**C**	**R/R**	**6'1**	**200**	**4/26/1989**	**JR**	**Ryan Fox**
39	1176	Nick Vander Tuig	Oakdale Senior High School	Oakdale, CA	RHP	R/R	6'3	190	12/9/1991	HS	Blake Crosby
40	**1206**	**Brandon Berl**	**St. Marys College**	**Moraga, CA**	**RHP**	**R/R**	**6'1**	**185**	**4/9/1988**	**SR**	**Randy Kramer**
41	1236	Seth Conner	Logan-Rogersville High School	Rogersville, MO	3B	R/R	6'2	205	1/29/1992	HS	Darin Vaughan
42	**1266**	**Andrew Permison**	**Towson University**	**Columbia, MD**	**RHP**	**R/R**	**5'10**	**170**	**2/24/1989**	**JR**	**Bobby Gandolfo**
43	1296	Ronald Schreurs	Freedom High School	Orlando, FL	LHP	L/L	6'6	205	7/14/1992	HS	Carlos Rodriguez
44	1326	Daniel Hyde	Calhoun High School	Resaca, GA	SS	R/R	5'11	185	3/10/1992	HS	Eric McQueen
45	1356	Philip Diedrick	Pickering High School	Pickering, ON	OF	L/R	6'0	200	9/17/1992	HS	Jamie Lehman
46	1386	Connor Smith	Blessed Trinity High School	Grimsby, ON	RHP	R/R	6'2	210	6/12/1992	HS	Jamie Lehman
47	1416	Gabriel Romero	Theodore Roosevelt High School	Los Angeles, CA	RHP	R/R	5'10	150	11/13/1992	HS	Chris Becerra
48	1446	Nicholas Studor	St. Michael's College High School	Toronto, ON	C	R/R	6'3	225	10/23/1992	HS	Jamie Lehman
49	**1476**	**Matthew Abraham**	**Eckerd College**	**Worcester, MA**	**2B**	**R/R**	**5'8**	**165**	**1/27/1987**	**SR**	**Joel Grampietro**
50	1506	Kelly Norris-Jones	Lambrick Park High School	Victoria, BC	C	R/R	5'11	175	3/17/1992	HS	Don Cowan

*****Players in bold were signed by the Club*****

The 2010 1st round pick by Toronto, RHP Deck McGuire, being recognized at Rogers Centre last season

MISCELLANEOUS

ROGERS CENTRE

TORONTO BLUE JAYS MEDIA SERVICES

TORONTO BLUE JAYS COMMUNICATIONS
ROGERS CENTRE
ONE BLUE JAYS WAY
SUITE 3200
TORONTO, ONTARIO M5V 1J1

OFFICE: (416) 341-1301/1302/1303 **FAX: (416) 341-1250** **E-MAIL: firstname.lastname@bluejays.com**

JAY STENHOUSE
Vice President,
Communications

MAL ROMANIN
Manager,
Baseball Information

SUE MALLABON
Coordinator,
Communications

ERIK GROSMAN
Coordinator,
Baseball Information

KENDRA HUNTER
Coordinator,
Communications

CREDENTIALS: Credentials will be issued only to members of the working media 18 years of age and older. NO SPOUSES, GUESTS or CHILDREN OF MEMBERS OF THE MEDIA WILL BE ISSUED CREDENTIALS. MEDIA PASSES ARE NOT TRANSFERABLE. Credentialed members of the media are prohibited from requesting or accumulating autographs or equipment on the playing field or in the dugout and clubhouse. Any violation of these guidelines will result in immediate revocation of the credential and future access. Only credentials issued by the Blue Jays, Major League Baseball or the BBWAA will be honoured. All credentials must be visible at all times.

CREDENTIAL APPLICATIONS: All news media will be asked to submit a written request for Blue Jays season media credentials on their official letterhead. All requests for season credentials must be received by Friday, February 18, 2011.

SEASON CREDENTIALS: Season credentials will be issued only to those legitimate newsgathering organizations who plan to cover the Blue Jays on a daily basis.

DAILY CREDENTIALS: Daily credentials will be issued to those legitimate newsgatheirng organizations who do not qualify for season credentials. Any organization who anticipates the need for daily credentials must have a letter on file with the Blue Jays Communications Department. Requests must be made at least 24 hours in advance.

PHOTO CREDENTIALS: Credentials will be issued to those photographers on assignment for legitimate newsgathering organizations and those representatives of companies licensed by Major League Baseball. Photographers for licensees will only be granted daily passes. NO freelance photographers will be granted credentials and all photographs taken are to be used for newsgathering purposes or officially licensed products. Any other use of photographs taken will be considered a violation of existing trademark and copyright restrictions.

CLUBHOUSE ACCESS: The clubhouse is open to all media with proper credentials 3 1/2 hours prior to each game and then closes 60 minutes prior to the start of each game. It re-opens no later than 10 minutes after each game. Policies regarding access between games of doubleheaders will be determined by the Blue Jays Communications department. Access to the visiting clubhouse is subject to the visiting club's guidelines.

FIELD ACCESS: All credentialed members of the media will be given working access to the playing field prior to each game. No media will be allowed in fair territory or beyond the first and third base bags. All non-uniformed personnel must clear the field at the conclusion of visitors batting practice unless that individual had credentials expressly for in-game field privileges (photo passes, pregame ceremonies, etc.)

LIVE TRANSMISSIONS: Televisions and radio stations not holding broadcast rights for Blue Jays games will be allowed to transmit live reports prior to and after Blue Jays games. All live television shots will be done on the field. No live shots will be permitted from the clubhouses. No live transmissions inside the stadium by non-rightsholders will be permitted while the rightsholders are on the air or the game is in progress. Radio stations will be permitted to provide "scene setters" and score updates between innings but these reports may not continue once an inning is underway. Any violations of these policies will result in revocation of credentials.

ADMISSION TO ROGERS CENTRE: All media covering Blue Jays Baseball will enter Rogers Centre at Gate #9. All daily media credentials will be available at Gate #9, four hours prior to the game.

AUTOGRAPH REQUESTS: As noted earlier, no members of the media may use their access to solicit autographs or equipment from players or staff of either participating team. Any autograph needs should be directed to the Communications Department. Failure to do so will result in the revocation of credential privileges and forfeiture of any items obtained.

NOTES & STATISTICS: Game information is available in the press box two hours prior to first pitch. As well, this information is available at www.mlbpressbox.com.

MEDIA GUIDES: Are available upon request in the press box.

TELEPHONES: Seven charge-a-call phones are available for media use in the press box.

WIRELESS: We are pleased to offer wireless internet connections in the photo dugouts and the Baseball Media Centre. Please contact a member of the Blue Jays Communications department for assistance.

Major League Baseball Club/Media Championship Season Regulations 2011

The following are Major League Baseball's regulations for Club/Media Relations. They are to be observed by all parties:

1. All accredited press, radio and TV representatives shall have pre-game access to the clubhouse. Each clubhouse is to be open to accredited media from three hours and 30 minutes prior to game time until 60 minutes prior to game time, except when the club is on the field for batting practice.

2. The working media shall have access to both clubhouses no later than 10 minutes following the final out of each game (including doubleheaders and day/night split admission games) for a period no longer than one hour unless reasonable access to players is not provided during that time, except for card-carrying members of the Baseball Writers Association of America, who will have unlimited access. If reasonable access is not provided, the clubhouse must remain open. Members of the media, other than BBWAA members, may make arrangements with the club PR Director for extended access.

3. Media credentials are not transferable.

4. Clubhouses, the dugouts and field are off-limits except to appropriate club, Commissioner's Office personnel and media bearing appropriate credentials. Club credentials are not to be issued to unauthorized personnel. The Commissioner's Office reserves the right to revoke inappropriately issued credentials.

5. Players will be available to the media before and after games for interviews. These periods should not be limited except for the pre-game period described in #1 above. Upon request by the media, players who had key roles in the first game of a doubleheader are to be made available for a time between games.

6. The trainer's room and players lounge may be off-limits to the media but each club controls these areas, and it is vital they not be used as a sanctuary for players seeking to avoid the media. It is very important to our game that ALL players are available to the media for reasonable periods and it is the player's responsibility to cooperate.

7. Ropes or other restraining barriers are not permitted to bar the media. A general code is to be observed by the media so uniformed personnel may do their work unimpeded. Media is to be allowed in foul territory, in an unrestricted manner, in an area which is not less than the territory between first and third bases, and which territory includes the area around the batting cage, except the dirt area around the batting cage.

8. Under no circumstances shall any club discriminate in any fashion against an accredited member of the media based upon race, creed, sex or national origin.

9. Physical abuse or threats directed to members of the media (and/or official scorers) by baseball personnel will not be tolerated. Disciplinary action, including fines and suspensions, will be considered in any cases that arise.

10. Visitors in the clubhouse, including accredited media members, should conduct themselves in a professional manner. There shall be no seeking of autographs, no touching or removing of equipment or personal items from lockers, and no sampling of players' food spreads. Clubhouses are work places. Clubhouse business should be conducted as expeditiously as possible with a minimum of disruption of regular game routines.

11. Live TV and/or radio interviews with uniformed personnel during the course of a game are not authorized or permitted, nor is attaching a microphone to any uniformed personnel permitted without approval from the Commissioner's Office. Microphones may not be placed in or adjacent to dugouts and/or bullpens in a manner that will allow uniformed personnel's remarks or conversations to be overheard during the course of a game without the prior approval of the Commissioner's Office.

12. Live telephone interviews are not allowed from the clubhouse or the field without prior approval of the club.

13. Telephones from both dugouts to the press box are to be maintained in working order for the purpose of providing information regarding special circumstances to the media during the course of a game. Explanations of injuries should be made as soon as possible (to both the media and fans in the stadium).

14. Accredited media are not required to sign in for clubhouse access.

15. Any club whose personnel violate these regulations will be disciplined. Any member of the media who violates these regulations will lose his or her accreditation.

TORONTO GROUND RULES—ROGERS CENTRE

1. Ball hitting any portion of fence or screen in back of home plate—in play.
2. Ball going into camera booth behind home plate: thrown by pitcher from rubber—one base; any other thrown ball—two bases.
3. Ball hitting padding and bouncing over fence—two bases.
4. A fairly batted or thrown ball lodged in the padding—two bases.
5. A fairly batted or thrown ball that goes into the dugout or strikes equipment on the dugout steps is considered in the dugout.
6. Ball hitting padding on outfield fence to foul or seating side of foul line—dead ball.

NATIONAL BASEBALL HALL OF FAME AND MUSEUM

25 Main Street, Cooperstown, New York 13326
Phone: (607) 547-7200 **Fax:** (607) 547-2044
Public Relations: (607) 547-0215
e-mail address: info@baseballhalloffame.org
Web site: baseballhalloffame.org

Summer Hours: Memorial Day Weekend – Labor Day Weekend: 9 a.m. to 9 p.m.
Regular Hours: 9 a.m. to 5 p.m.
Holiday Closings: Thanksgiving Day, Christmas Day, and New Year's Day.

DIRECTORY: Jane Forbes Clark (Chairman), Joe Morgan (Vice Chairman), Jeff Idelson (President), Bill Haase (Senior Vice President), Sean Gahagan (Vice President, Retail Marketing & Licensing), Erik Strohl (Senior Director of Exhibitions and Collections), Ken Meifert (Senior Director, Development), Brad Horn (Senior Director, Communications & Education), Jim Gates (Librarian), Tim Wiles (Research Director)

COMMUNICATIONS CONTACTS: Craig Muder (Comm. Director), Jackie Brown (Comm. Associate)

HALL OF FAME WEEKEND 2011: July 22 – 25

Inductees: Roberto Alomar, Bert Blyleven & Pat Gillick
Awards: Sat. July 23, 4:30 p.m. ET, Doubleday Field
Induction: Sun. July 24, 1:30 p.m. ET, Clark Sports Center

HALL OF FAME CLASSIC 2011: June 18-19

Golf tournament & other events all weekend
Game: Sun. June 19, 2 p.m., Doubleday Field;
For more information, visit baseballhall.org

BLUE JAYS IN THE HALL OF FAME

With the election of Roberto Alomar and Pat Gillick in 2011, a total of five former players and one executive in the Hall of Fame spent some of their professional careers with the Toronto Blue Jays. Alomar spent five seasons (1991-1995) with the Blue Jays and is the first player to enter the Hall of Fame wearing a Blue Jays cap, while Pat Gillick joined the team's front office in 1978 and left the team in 1994. They join Rickey Henderson (1993), Paul Molitor (1993-1995), Phil Niekro (1987) and Dave Winfield (1992). For more information on Blue Jays in the Hall of Fame, visit the "Hall of Famers" team pages at www.baseballhall.org.

NOTABLE BLUE JAYS ARTIFACTS IN COOPERSTOWN

- Jersey worn by Frank Thomas to hit his 500th home run on June 28, 2007.
- Jersey worn by first baseman Carlos Delgado during the 2004 season.
- Bat used by Carlos Delgado to hit four home runs in one game on Sept. 25,
- 2003.
- Cap worn by Tony Batista against the Texas Rangers on Opening Day 2001, MLB's first Opening Day game in Puerto Rico.
- Bat used by Cliff Johnson to set a major league record for most career pinch hit home runs (19).
- Cap worn by Roger Clemens when he recorded his 3,000th strikeout on July 5, 1998.
- Ticket to all-Canadian Interleague Play game between the Expos and Blue Jays on June 30, 1997.
- Ball from Roger Clemens' 200th career win against the New York Yankees on May 21, 1997.
- Bat used by Joe Carter to hit the game-winning home run in Game Six of the 1993 World Series.
- Cap and spikes worn and ball signed by Dave Stieb from his no-hitter on Sept. 2, 1990.
- Ball used for first pitch of first game at Toronto SkyDome on June 5, 1989.
- A 3' by 3' piece of turf from the Toronto SkyDome.

A LOOK AHEAD TO 2012

Ballots for the 2012 Hall of Fame/BBWAA election will be distributed in early December with results from the voting scheduled to be announced in January 2012. A partial list of first-year candidates for election include: David Bell, Jeromy Burnitz, Vinny Castilla, Scott Erickson, Javy Lopez, Bill Mueller, Terry Mulholland, Brad Radke, Tim Salmon, Ruben Sierra and Bernie Williams. Historical voting data from all past BBWAA elections can be accessed at www.baseballhall.org or by contacting the Hall of Fame Public Relations department.

CONNECT TO COOPERSTOWN

- For up-to-the-minute news from Cooperstown, visit at www.baseballhall.org. Stay up-to-date on all the activity at the Hall of Fame's official site and through social networking on Facebook, LinkedIn, Twitter and YouTube.
- If you would like to receive interesting stories and timely news items direct from the Hall of Fame and get the inside track on the latest happenings in Cooperstown, sign up for Inside Pitch. There's no cost to receive our weekly electronic newsletter in your e-mail box at home or work and it's easy to enroll: Just log on to www.hofclubhouse.com.
- If you have an interest in receiving Around The Horn, the Hall's monthly media newsletter, please send an e-mail to info@baseballhalloffame.org. Be sure to include your name, name of organization and e-mail address.

RESEARCH ASSISTANCE

The Hall of Fame is pleased to provide assistance in baseball research and members of the media are encouraged to utilize this valuable baseball resource whenever necessary by calling the Public Relations department at (607) 547-0215, or the Library Reference desk at (607) 547-0330.

BROADCASTING

TELEVISION

BUCK MARTINEZ

Play-by-Play Announcer, Rogers Sportsnet

Buck Martinez returns for a second season in the broadcast booth after returning to the Blue Jays for the first time since managing the club in 2002… The 62 year old brings with him 43 years of baseball experience, incliuding 20 years as a player, 22 years in broadcasting, and two as a manager… Beginning in 1967 when he was signed by the Philadelphia Phillies, Martinez spent 20 years as a catcher in professional baseball with the Kansas City Royals, Milwaukee Brewers and his final six seasons with the Blue Jays… He appeared in the postseason with Kansas City in 1976, batting .333 in the 5-game ALCS against the New York Yankees… Wrote two books about his experiences with the Blue Jays, "From Worst to First" (1985) and "The Last Out" (1986)… Among his 12 seasons associated with the Blue Jays, he served as manager for Toronto in 2001 and part of the 2002 season, compiling a 100-115 record… In 2006, he managed the United States team in the inaugural World Baseball Classic… Martinez' first experience with broadcasting came in 1982, when he covered the American League Championship Series, the World Series and the All-Star Game for the Telemedia Radio Network…. His television broadcast career began in 1987 as a color commentator for the Toronto Blue Jays on TSN… Began working with ESPN radio and television in 1992, and in 1995, Martinez was awarded a Sports EMMY Award for his work on ESPN's coverage of Cal Ripken's 2,131st consecutive game… For the past seven seasons has worked as a television analyst for the Baltimore Orioles and has also served as a co-host of XM Radio's Baseball This Morning show on the MLB Home Plate channel…. Martinez also contributed color commentary for Sunday afternoon games on TBS, as well as for the network's postseason coverage… A California native, Martinez attended Sacramento City College, Sacramento State University, and Central Missouri State University. He and his wife, reside in Clearwater, FL. They have one son, Casey, a 47th round pick by Toronto in the 2000 First Year Player Draft.

PAT TABLER

Colour Commentator, Rogers Sportsnet

Pat Tabler brings a wealth of experience to Rogers Sportsnet as the network's baseball colour commentator... A former major leaguer, Tabler started as a studio analyst on TSN Baseball Tonight in 1993… In 2001, Tabler became the network's full-time analyst on Blue Jays telecasts…Tabler, a native of Hamilton, OH, began his major league career with the Chicago Cubs in 1981 before stops in Cleveland, Kansas City, New York and eventually Toronto where he won a World Series in 1992… An All-Star in 1987, Tabler was perhaps best known to baseball fans as one of the game's greatest career clutch hitters, batting nearly .500 in bases loaded situations. Tabler was a first round pick of the New York Yankees in the 1976 free agent draft, and had a career batting average of .282.

The FAN Radio Network

A Division of Rogers Communications
777 Jarvis St.
Toronto, ON M4Y 3B7

Main: (416) 935-0590
Flagship station: The FAN 590
www.fan590.com
Engineer: Tom Young

JERRY HOWARTH
Play-by-Play Announcer (THE FAN 590)

Back for his 31st season as a member of the BLUE JAYS radio team....64 years old...Grew up in San Francisco and graduated from the University of Santa Clara in 1968 with a degree in Economics....Served two years as an officer in the U.S. Army, V Corps Headquarters, in Frankfurt, Germany, from 1968 to 1970...On return, attended Hastings Law School in San Francisco where he met his wife, Mary, who is a lawyer...Started broadcasting career in 1974 with play-by-play of the Tacoma Twins AAA baseball team and also for the University of Puget Sound's football and basketball teams...Moved to Salt Lake City, Utah, in 1976 and did the radio play-by-play for the Salt Lake Gulls AAA baseball team for three years... Switched to basketball and was the Assistant General Manager and radio broadcaster for the Utah Pros in the Western Basketball Association and later the Group Sales Director for the NBA's Utah Jazz prior to joining KWMS Radio in 1980...Moved to Toronto in 1981 to become one of the Blue Jays radio broadcasters with Tom Cheek...Jerry is the Junior Varsity Basketball Coach at Etobicoke Collegiate High School in Toronto. He has coached basketball since 1991... He is also active in raising funds for Special Olympics and other charities in Toronto...He and his wife Mary have two grown sons, Ben and Joe, and reside in Toronto all year round.

ALAN ASHBY
Play-by-Play Announcer (THE FAN 590)

The former Toronto Blue Jays catcher enters his 5th season as a member of the Blue Jays' broadcast crew…Spent two seasons with the Blue Jays in 1977 & 1978 as part of a 17 year Major League career…Played for the Cleveland Indians (1973- 1976), the Toronto Blue Jays and the Houston Astros (1979-1989)…Compiled a career average of .245 with 90 home runs and 513 RBI in 1370 games…Made three trips to the postseason with the Astros as well as catching three no-hitters (Ken Forsch, Nolan Ryan, Mike Scott)…Owns the distinction of being the first ever player acquired via trade for the Toronto Blue Jays…Was traded from Cleveland to Toronto on November 5, 1976 along with 1B/OF Doug Howard in exchange for RHP Al Fitzmorris…Following his playing career immediately moved into broadcasting as he telecast HSE Southwestern Conference Baseball in 1990 and served as Sports Director and Anchor for KHTV Channel 39 Houston from 1990 to 1992…Was the host of the Houston Rockets Show and the Houston Cougars Football-John Jenkins Show…Became the co-host of Inside Houston, a televised business magazine in 1994 & 1995…Along with his broadcasting career he returned to baseball as a Minor League Manager for the Rio Grande Valley White Wings in the Texas-Louisiana League in 1994 & 1995…Served as Manager of the Houston Astros', Florida State League (A) affiliate, the Kissimmee Cobras in 1996…Joined the Major League coaching staff for the Astros' in 1997 as Bullpen Coach…In 1998 began working as the colour commentator for Astros' radio broadcast…Served in that capacity until the 2006 season…Married with six children…Inducted in to the Texas Baseball Hall of Fame in January 2000…In 1999, a panel of experts named him to the all-time Astrodome team and as the franchise's all-time catcher.

MIKE WILNER
Play-by-Play Announcer (THE FAN 590)

Enters his 10th season as a member of the Blue Jays' broadcast crew... Born in Toronto, Ontario... Graduated from the University of Toronto in 1994 (B.Sc. Psychology; Ethics, Society and Law)... Began radio career with University of Toronto Radio in 1988, named Sports Director in 1989, and did play-by-play of hockey, football and basketball... Started professional play-by-play career at age 19 with the single-A Welland Pirates, later broadcast for the single-A Watertown Indians and double-A Hardware City (New Britain) Rock Cats... Married with two daughters...Wife hails from Buenos Aires, Argentina... Resides in Mississauga.

ITEMS OF INTEREST

Summary of MLBPA-Major League Baseball Labor Agreement Term

1. Five-year labor contract.
2. Termination date - December 11, 2011.

Revenue Sharing

1. Net transfer of revenue sharing plan will be the same as the current plan ($326 million in 2006). Net transfer amounts will continue to grow with revenue and changes in disparity.
2. Marginal tax rates for all recipients are reduced significantly through the use of a new central fund redistribution mechanism. Rates reduced to 31% from 40% (high revenue Clubs) and 48% (low revenue Clubs) under old agreement.
3. All Clubs face the same marginal rate for first time.
4 Commissioner's Discretionary Fund will continue at $10 million per year, with cap of $3 million per Club per year.
5. Provision requiring revenue sharing recipients to spend receipts to improve on-field performance retained with modifications.

Competitive Balance Tax

1. Competitive Balance Tax structure from 2002 agreement is continued.
2. Rates will continue at 22 ½ % for Clubs over the threshold the first time, 30% for Clubs over the threshold the second time and 40% for Clubs over threshold the third time.
3. Clubs that paid 40% in 2006 will face 40% rate in 2007.
4. Thresholds reset to $148 million in 2007, $155 million in 2008, $162 million in 2009, $170 million in 2010 and $178 million in 2011.

The Debt Service Rule

1. The Debt Service Rule from 2002 agreement retained with modifications.

Amateur Draft

1. Clubs that fail to sign first or second round draft pick will receive the same pick in the subsequent draft as compensation. Club that fails to sign a third round pick will receive a sandwich pick between rounds three and four in the subsequent draft as compensation.
2. Period of time before a Player must be protected from the Rule 5 Draft is changed from three or four years from first minor league season to four or five years from year of signing.
3. Signing deadline of August 15 for draft picks other than college seniors.

Draft Choice Compensation

1. Type C free agents eliminated in 2006
2. Also in 2006, compensation for type B players becomes indirect (sandwich pick) as opposed to direct compensation from signing Club.
3. Effective 2007, Type A players limited to top 20 percent of each position (down from 30 percent) and Type B players become 21 percent - 40 percent at each position (rather than 31 percent - 50 percent).

Benefit Plan

1. Players Benefit Plan continued with maximum allowable benefit under IRS rules.
2. $154.5 million average annual contribution.
3. Improved benefits for some retired players.

Minimum Salary

1. Major League: $380,000 in 2007, $390,000 in 2008 and $400,000 in 2009, COLA in 2011.
2. Minor League: $60,000 in 2007, $62,500 in 2008, $65,000 in 2009.
3. New minimum for first time roster players of 50% of minor league minimum.
4. Maximum cut rule applicable to split contracts reduced to 60% from 80%.

Free Agency

1. Eliminate December 7, December 19, January 8 and May 1 deadlines for free agents.
2. Tender Date - December 12
3. Eliminate right to demand a trade for all new multi-year contracts.
4. Salary arbitration offer and acceptance dates move to December 1 and December 7.

Other

1. Home-field advantage in World Series to League that wins the All-Star Game.
2. Drug program continues.
3. Settlement of 40 plus grievances and disputes.
4. No contraction during term of agreement.

NOTE: The following information is based on the Labour Agreement which is in effect for the 2007-2011 seasons.

TRANSACTIONS AND CONTRACTS

PLAYER LIMITS: 40 until opening day, when the number must be reduced to 25 until September 1, when it again becomes 40. The minimum number of active players maintained by each club throughout the championship season shall be 24.

TRADING REGULATIONS: The trading deadline is July 31.

Trades may be made with any other major league club in the period from the end of the championship season through July 31 (4:00 p.m. EDT) without waivers. Waivers are required, however:

1. If the assignment is to another major league club: From August 1 and ending at 5 pm EDT the day after the end of the season.
2. If assignment is to a minor league club, with right of recall, at any time after three years from the date the player first reported to a major league club during a championship season.
3. If assigned to a minor league club without right of recall, after acquiring three years service: At any time during the year.
4. If assigned to a minor league club, without right of recall, at any time prior to acquiring three years of service, special waivers are required between September 1 and the opening of the following season. If player is claimed, request may be withdrawn. If no claims are made, club has 7-day period in which to make assignment to minor leagues.

WAIVERS: A permission granted from all 30 clubs to assign a Major League player's contract to another Major League team or a minor league affiliate. Such permission is granted only for a specific period of time. The actual request is filed through the Commissioner's Office and is not disclosed to the public until the contract is rewarded.

PROCEDURES FOR OBTAINING WAIVERS:

- May request 7 players on any given business day.
- The waivers must be requested by 2:00pm ET on any business day.
- Waiver claiming period expires on the second business day after the initial request at 1:00pm ET.

- A Club desiring the assignment of a player on the waiver wire must submit a claim prior to 1:00pm ET on the last day of the claiming period.
- Priority for the waiver claim awards is given to the Club with the lowest winning percentage in the player's league when there are multiple claims submitted for the same player.
- If only one claim is entered, the claiming Club is eligible to be awarded the player contract.
- There is no specific limit on the number of claims that may be submitted on a particular day. However, no Club is permitted to exceed the 40-man or the 25-man roster limit.
- If a Club is awarded a player on a waiver claim which causes them to exceed the 40-man or the 25-man roster limit they must designate a different player for assignment.

FOUR WAIVER PERIODS:

- November 11-February 15
- February 16-April 28
- April 29-July 31
- August 1-November 10

All waivers that have been granted expire at 5:00pm ET on the last day of a particular waiver period.

TYPES OF WAIVERS

- ***OUTRIGHT WAIVERS (OR)*** — this type of irrevocable waiver needs to be secured in order to Outright a player. An outright is to assign a player to a club's minor league affiliate without the right of recall. In other words, to remove a player from the 40-man roster. Also a player who has exhausted his options must clear this type of waiver if the club wishes to assign him to minor league affiliate. An outright waiver secured is good for entire waiver period. These waivers are needed from the 31st day of the season through August 31.
- ***SPECIAL WAIVERS (SPL)*** — also irrevocable, the special waiver is used for the same purpose as an outright waiver. One difference is these waivers are used from September 1 to the 30th day of the following season. A secured special waiver is good for seven days, as opposed to being good for an entire period like the outright waiver.
- ***UNCONDITIONAL RELEASE WAIVER (UR)*** — this irrevocable waiver is used for the purpose of an unconditional release of a player. At the time of the request the player shall be removed from all player limits. A player may be informed of the clubs intention to release him on a weekend, but the actual waiver process won't begin until the following business day. During the time a player is on an unexpired waiver request bulletin he may discuss employment with other clubs but may not contract with another club. If the player has been claimed, he must be informed the end of the two-day period that his contract has been claimed. The player has five days from the time he was notified of the claim to either accept the assignment or terminate his contract. If the player terminates his contract he forfeits termination pay. Termination pay may vary depending on the time of year.
- ***MAJOR LEAGUE WAIVER (ML)*** — this type of revocable waiver is common and it is used to either option a player to a club's minor league affiliate or assign a player outright to another Major league club from August 1st to the end of the regular season. A player claimed on this type of waiver may be pulled back by the requesting club. This is known as a waiver withdrawal. Generally a club needs to secure this type of waiver in order to option a player if the date of the assignment is three or more years after the date the player first reported to a Major League club during a championship season. One year shall be deducted from the above three-year period for each season in which the player may have been charged with an option prior to first reporting to a Major League club during a championship season. A claimed player pulled back by the requesting club may not be assigned and cannot be placed on waivers again (except for UR waivers) for 30 days. When ML waivers are asked for a second time in the same period the request shall state that it is irrevocable.

ASSIGNMENT OF PLAYER CONTRACTS:

- Ten and Five Rule: Players with ten or more years of Major League service (MLS), the last five of which have been with one Club, shall not be assignable to another Major League Club without the Player's written consent.
- When a player with five or more years of MLS is asked by his club to consent to an assignment to the National Association, he has three choices;

1. Accept the assignment, 2. Refuse the assignment, 3. Elect Free Agency

- Any player who has at least three years of MLS and whose contract is assigned outright to a National Association club may elect, in lieu of accepting such assignment, to become a free agent.
- Any player whose contract is assigned outright to a National Association club for second time or any subsequent time in his career may elect, in lieu of accepting such assignment, to become a free agent. Unlike a player with five or more years of MLS, this type of player does not have the option of refusing the assignment.

OPTIONAL ASSIGNMENT: To assign a player from the active 25-man roster to a minor league affiliate with the right of recall. The player remains on the 40-man roster.

RECALL: To add a player from your reserve limit (40-man roster) to the 25-man roster. This player must serve at least 10 days on option in order to be recalled unless he is replacing a player placed on the disabled list.

OUTRIGHT ASSIGNEMENT:

- MAJOR TO MINOR: to assign a player to the Club's minor league affiliate without the right of recall. The player is removed from the 40-man roster.
- MAJOR TO MAJOR: to assign a player from one Club's 40-man roster to another Club's 40-man roster. This transaction is more commonly known as a trade.

DESIGNATED FOR ASSIGNMENT:

- When a club that has reached it 40 and /or 25 man roster limit, either reinstates a player, or acquires a new player (through a selection, a signing, a trade or a waiver claim); they must designate a player for assignment or release. If they are going to assign the player, they must do it within 10 days.

WAIVER WITHDRAWALS:

- Waiver request may only be withdrawn on players who have been claimed on a Major League Waiver wire. If a player is claimed on a Major League Waiver wire, the request must be withdrawn within two business days or the contract will be awarded to the eligible club. During the two-day waiver withdrawal period the requesting Club can try to negotiate a deal with the eligible Club and make a waiver claim award under the terms of that deal.

WAIVER PRICES:

- Major League, Special and Outright Waivers are $20,000 or $25,000, while Unconditional Waivers are $1.00.

FREE AGENCY (RE-ENTRY): The 1985 collective bargaining agreement brought about changes in the free agency process. Following is the appropriate information:

Six years of Major League Service continues to be required to be eligible for free agency.

The Re-Entry Draft has been abolished.

A player has 15 days from the first day following the World Series to file for free agency.

If club and player proceed to arbitration, maximum salary cut rules do not apply.

Player who accepts former club's offer to arbitrate is not subject to repeater rights limitations.

SALARY ARBITRATION: Beginning in 1987, three years Major League Service required for eligibility.

Beginning in 1987, maximum cut rules do not apply if in immediately preceding year player won arbitration increase of over 50%.

Three-man panels heard cases instead of single arbitrators in 50 percent of the cases in 1998, 75 percent in 1999 and 100 percent in 2000 ongoing.

Beginning in 1987, arbitrator is officially instructed to give particular attention for purposes of comparison to salaries of players with Major League Service no more than one annual service group higher than player who is arbitrating.

Beginning in 1991, a player with at least 2 but less than 3 years of Major League Service, shall be eligible for salary arbitration if: a)he has accumulated at least 86 days of service during the immediately preceeding season or b) he ranks in the top 17 percent in total service in the class of players who have at least 2 but less than 3 years of ML service, however accumulated, but with at least 86 days of service accumulated during the immediately preceeding season.

FIRST-YEAR PLAYER DRAFT (AMATEUR DRAFT) — REVISED FOR 1987: One selection meeting shall be conducted each year in June to be known at the "Summer Meeting".

Major League Clubs shall select in reverse order of their league standing at the close of the preceeding season (determined by the percentage of games it won). No club may transfer to another club its right to select.

A club may not transfer its Negotiation Right to any other club.

DISABLED LISTS:

15-Day: The player must remain off the active roster for a minimum of 15 calendar days, starting on the day following the player's last game.

60-Day: Same rules apply, however, this may only be used when the team's 40-man roster is full. Any player placed on the 60-day disabled list after August 1 may not play for the remainder of the season, including any post-season game.

EMERGENCY DISABLED LIST: Maximum number of players on list at one time-no limit. Minimum period of inactivity-sixty (60) calendar days. Players placed on this list after August 1st shall remain there for the balance of the season. This list may only be used when a club is at the maximum limit of 40 players.

TERMINATION PAY: One full season's pay if player released opening day or later. Thirty days pay for player who is released on the 16th day before opening day or earlier. If player is released after that 16th day prior to opening day he receives one additional day's pay (over the 30 days) for each additional day.

SERVICE TIME AND ROOKIES

MAJOR LEAGUE YEAR: 172 days constitute a full year in the major leagues.

MAJOR LEAGUE SERVICE:

- is credited for each day the player appears on an active roster or major league disabled list or suspended list.
- in the case of a player called up from the minor leagues, is credited beginning with the date he physically reports.
- in the case of a major league player who is traded and reports in the normal course, service is not interrupted.
- in the case of a player sent down to the minor leagues, is credited through the date of the assignment.
- in the case of a player who is unconditionally released, is credited through the date waivers were requested.
- in the case of a player designated for release or assignment (MLR 2), is credited after the designation, through the date of the actual assignment or the request for unconditional release waivers.
- for a player who appears on his club's opening day roster, is credited as of the earliest scheduled opener, without regard to the actual opening date of his own club.
- is credited at the rate of 172 days per "year", though the season is actually 182 days long.
- is not credited during any period or periods of optional assignment totalling 20 days or more during a single season.

ROOKIE QUALIFICATION: A player shall be considered a rookie unless, during a previous season or seasons, he has (a) exceeded 130 at bats or 50 innings pitched in the major leagues; or (b) accumulated more than 45 days on the active roster of a major league club or clubs during the period of a 25-man limit (excluding time in military service and time on the disabled list).

THE GAME

REGULATION GAME: A regulation game consists of nine innings unless extended because of a tie score or shortened because (1) the home team needs none of its half of the ninth or only part of it; or (2) because the umpire-in-chief calls the game after five completed innings. A regulation game may be less than five innings if the home team is ahead after the first of the fifth, or takes the lead or ties the score while at bat in the fifth.

TIE GAME: A regulation game that is called by the umpire-in-chief when both teams have the same number of runs is a tie game. Individual player performances are official and are entered in the records, but the game does not count in the league standings and may be re-scheduled at a later date.

NIGHT GAME: In the American League any game scheduled to start after 5:00 p.m. (i.e. 5:01 p.m., or later), will be considered a night game. If a game is scheduled to start at 5:00 p.m., and is delayed by rain or for any other reason, it will be considered a day game.

However, both games of a twi-night doubleheader shall be considered night games. When afternoon and night games are played on the same date and separate admissions are charged, they will be counted as one day and one night game, and will not be included in doubleheader statistics.

SUSPENDED GAME RULE:

Rule 4.12 SUSPENDED GAMES

(a) A league shall adopt the following rules providing for completion at a future date of games terminated for any of the following reasons:

(1) A curfew imposed by law;

(2) A time limit permissible under league rules;

(3) Light failure or malfunction of a mechanical field device under control of the home club. (Mechanical field device shall include automatic tarpaulin or water removal equipment.);

(4) Darkness because of any law, the lights may not be turned on.

(5) Weather, if the game is called while an inning is in progress and before it is completed, and one of the following situations prevails:

(i) The visiting team has scored one or more runs to tie the score, and the home team has not scored.

(ii) The visiting team has scored one or more runs to take the lead, and the home team has not tied the score or retaken the lead.

(b) Such games shall be known as suspended games. No game called because of a curfew, weather, or a time limit shall be a suspended game unless it has progressed far enough to have been a regulation game under the provisions of Rule 4.10. A game called under the provisions of 4.12(a)(3) or (4) shall be a suspended game at any time after it starts.

(c) By amending NOTE to read as follows:

NOTE: Weather and similar conditions—4.12(a) (1 through 5)—shall take precedence in determining whether a called game shall be a suspended game. A game can only be considered a suspended game if stopped for any of the five (5) reasons specified in Section (a). Any legal game called due to weather with the score tied (unless situation outlined in 4.12(a)(5)(i) prevails) is a tie game and must be replayed in its entirety.

(d) A suspended game shall be resumed and completed as follows:

(1) Immediately preceding the next scheduled single game between the two clubs on the same grounds;

or

(2) Immediately preceding the next scheduled double-header between the two clubs on the same grounds, if no single game remains on the schedule, or

(3) If suspended on the last scheduled date between the two clubs in the city, transferred and played on the grounds of the opposing club, if possible;

(i) Immediately preceding the next scheduled single game, or

(ii) Immediately preceding the next scheduled double-header, if no single game remains on the schedule.

(4) If a suspended game has not been resumed and completed on the last date scheduled for the two clubs, it shall be a called game.

(e) A suspended game shall be resumed at the exact point of suspension of the original game. The completion of a suspended game is a continuation of the original game. The lineup and batting order of both teams shall be exactly the same as the lineup and batting order at the moment of suspension, subject to the rules governing substitution. Any player may be replaced by a player who had not been in the game prior to the suspension. No player removed before the suspension may be returned to the lineup. A player who was not with the club when the game was suspended may be used as a substitute, even if he has taken the place of a player no longer with the club who would not have been eligible because he had been removed from the lineup before the game was suspended.

SUSPENDED GAME: For the purpose of this rule, all performances in the completion of a suspended game shall be considered as occurring on the original date of the game.

SCHEDULE: The American League schedule for the 2010 season will be the 13th year to incorporate Inter-League Play.

AL EAST

	H	A
BAL	9	9
BOS	9	9
NYY	9	9
TB	9	9
Total	**36**	**36**

AL WEST

	H	A
LAA	7	3
OAK	6	4
SEA	3	6
TEX	3	7
Total	**19**	**20**

AL CENTRAL

	H	A
CWS	4	3
CLE	3	4
DET	4	2
KC	3	4
MIN	3	3
Total	**17**	**16**

INTER-LEAGUE

	H	A
ATL	0	3
CIN	0	3
HOU	3	0
PHI	3	0
PIT	3	0
STL	0	3
Total	**9**	**9**

PLAYING RULES: Spectator Interference—batter, runner and other runner(s) will be placed at the base(s) which the umpires feel they would have reached with no interference.

Time—ball is dead, play suspended. This sign used when ball is foul, umpire then pointing to foul territory.

Batted Balls Fair or Foul—if fair, umpire points to fair territory —if foul he raises arms overhead (as in "Time" above) and then turns and points to foul territory, and vocally calls "foul".

BAT AROUND: When all nine batters in a team's lineup come to bat during an inning.

DESIGNATED HITTER RULE: A hitter may be designated to bat for the pitcher in any spot in the batting order in any game without affecting the status of the pitcher. The designated hitter must be selected and be included on the lineup cards presented to the umpire-in-chief prior to the game. Failure to do so precludes the use of a designated hitter for that game.

The designated hitter is "locked" into the batting order but may be removed for a pinch-hitter or pinch-runner, who in turn becomes the designated hitter. The designated hitter, while still in the game, may be used defensively but the pitcher then assumes the batting order of the replaced defensive player, thus terminating the designated hitter role.

The designated hitter is eligible for all American League batting titles.

The designated hitter named in the starting lineup must come to bat at least one time, unless the opposition changes pitchers.

SCORING RULE ON PINCH-HITTERS: A player shall be considered a pinch-hitter only if he enters the game as a substitute batter and then only on his first time at bat which must be before he becomes a fielder. If the team bats around and a pinch hitter comes up a second time in the inning in which he first appeared he will not be considered a pinch hitter during that second time up.

A substitute hitter for a designated hitter is both a pinch hitter and a designated hitter on his first time at bat. On subsequent trips to the plate he is a designated hitter only.

DOCTORED BAT: A batter is out for illegal action when he uses or attempts to use a bat that, in the umpire's judgment, has been altered or tampered with in such a way to improve the distance factor or cause an unusual reaction on the baseball. This includes bats that are filled, flat-surfaced, nailed, hollowed, grooved or covered with a substance such as paraffin, wax, etc. No advancement on the bases will be allowed and any out or outs made during a play shall stand. In addition to being called out, the player shall be ejected from the game and may be subject to additional penalties as determined by his League President. (Rule 6.06d).

STATISTICS AND STREAKS

BATTING CHAMPION QUALIFICATIONS: A batting champion must have 502 or more actual plate appearances. (The equivalent of 3.1 appearances for each of the 162 scheduled games.). If, however, there is any player with fewer than the required number of plate appearances whose average would be the highest if he were charged with the required number of official at bats, then the player shall be awarded the batting championship.

EARNED-RUN AVERAGE CHAMPION QUALIFICATIONS: To win the earned-run average championship a pitcher must pitch at least as many innings as the number of games scheduled for each club in his league that season and have the lowest earned-run average.

FIELDING CHAMPION QUALIFICATIONS: The individual fielding champions shall be the fielders with the highest fielding average at each position, provided:

(1) A catcher must have participated as a catcher in at least one-half the number of games scheduled for each club in his league that season;

(2) An infielder or outfielder must have participated at his position in at least two-thirds of the number of games scheduled for each club in his league that season;

(3) A pitcher must have pitched at least as many innings as the number of games scheduled for each club in his league that season. **EXCEPTION:** If another pitcher has a fielding average as high or higher, and has handled more total chances in a lesser number of innings, he shall be the fielding champion.

DETERMINING EARNED-RUNS: The determination of earned-run is as follows:

"An earned-run is a run for which the pitcher is held accountable. In determining earned-runs, the inning should be reconstructed without the errors and passed balls; and the benefit of the doubt should always be given to the pitcher in determining which bases would have been reached with errorless play."

Until 1969, the reliever could not be charged with an earned-run if he entered the game after the side could have been retired but for an error, no matter how many runs he subsequently gave up in that inning. Now, runs, scored by batters who reach base off the reliever are charged as earned on that pitcher's record. They are not, however, charged as earned against the team as a whole. Therefore, a discrepancy may occur between the total earned-runs charged against a team and the sum total of the earned-runs charged against the individual pitchers of that team.

DETERMINING THE MAGIC NUMBERS: Determine the number of games yet to be played, add one, then subtract the number of games ahead in the loss column of the standings from the closest opponent.

DETERMINING BATTING AVERAGE: Divide the number of at bats into the number of hits.

DETERMINING EARNED-RUN AVERAGE: Multiply the number of earned runs by nine; take the number and divide it by the number of innings pitched.

DETERMINING SLUGGING PERCENTAGE: Divide the total bases of all safe hits by the total times at bat. (At bats do not include walks, sacrifices, hit by pitcher, or times awarded first base because of interference or obstruction.)

DETERMINING ON-BASE PERCENTAGE: Add the total of hits, walks and hit by pitches and divide by the total of at-bats, walks, hit by pitches and sacrifice flies.

DETERMINING FIELDING AVERAGE: Divide the total putouts and assists by the total of putouts, assists and errors.

DETERMINING WINNING PERCENTAGE: Divide the number of games won by the total games won and lost.

LHP Ricky Romero at a press conference surrounded by members of the Toronto media

CREDITING A SAVE: A pitcher shall be credited with a save when he meets all three of the following conditions:

(1) He is the finishing pitcher in a game won by his club, and

(2) He is not the winning pitcher, and

(3) He qualifies under one of the following conditions:

(4) (a) He enters the game with a lead of no more than three runs and pitches for at least one inning, or

(b) He enters the game regardless of the count, with the potential tying run either on base, at bat, or on deck (that is, the potential tying run is either already on base or is one of the first two batsmen he faces), or

(c) He pitches effectively for at least three innings.

TOUGH SAVE: The reliever comes into the game with the tying runs on base and saves the game. Example: Reliever comes in with a 5-3 lead, two outs and the bases loaded in the ninth inning.

BLOWN SAVE: When a relief pitcher enters a game in a save situation and departs or the game ends with the save situation no longer in effect because he has given up the lead, he is charged with a "blown save." (If the save opportunity still exists when he leaves the game, he is not charged with a save opportunity. If the pitcher has not given up the lead when he leaves the game, though the save opportunity may no longer exist, he is not charged with a save opportunity.

HITTING STREAKS: A consecutive hitting streak shall not be terminated if the plate appearance results in a base on balls, hit batsman, defensive interference or a sacrifice bunt. A sacrifice fly shall terminate the streak.

CONSECUTIVE-GAME HITTING STREAKS: A consecutive-game hitting streak shall not be terminated if all the player's plate appearances (one or more) result in a base on balls, hit batsman, defensive interference or a sacrifice bunt. The streak shall terminate if the player has a sacrifice fly and no hit. The player's individual consecutive-game hitting streak shall be determined by the consecutive games in which the player appears and is not determined by his club's games.

CONSECUTIVE-GAME PLAYING STREAK: A consecutive-game playing streak shall be extended if the player plays one-half inning on defense, or if he completes a time at bat by reaching base or being put out. A pinch-running appearance only shall not extend the streak. If a player is ejected from a game by an umpire before he can comply with the requirements of this rule, his streak shall continue.

GLOSSARY OF MINOR LEAGUE TRANSACTION TERMS

Minor League players are generally under contract to a Major League Club and are assigned to play for a Minor League Club (1) that the Major League Club owns or (2) that has a Player Development Contract with the Major League Club. Major League Clubs may freely assign their Minor League players among their affiliated Minor League Clubs, subject to certain league age and service requirements.

The following glossary describes some terms used in Minor League transactions. References to "players" in the glossary apply only to Minor League players.

Active List: The roster of players eligible to participate in a game: For Class AAA and AA Clubs, the Active List is 24 players from opening day through the 30th day of the championship season and from August 10 through the end of the championship season, and is 23 players from the 31st day of the championship season until August 10; for Class A Clubs, the Active List is 25 players from opening day through the end of the championship season; for Short-Season A Clubs, the Active List is 30 players, only 25 of whom may be in uniform and eligible to play in a given game, from opening day through the end of the championship season; for Rookie Clubs, the Active List is 35 players, only 30 of whom may be in uniform and eligible to play in a given game, from opening day through the end of the championship season.

Championship Season: The regular season of games, not including any post-season playoffs.

Contract Voided: A player's contract is terminated under provisions described in the contract. A player whose contract is voided becomes a free agent and may sign with any Club.

Disabled List: An injured Minor League Player may be placed on this list during the championship season only. A player on the Disabled List must remain there for a minimum period of seven days before the player can be reinstated to the Active List. A player on the Disabled List does not count against a Club's Active List limits, but does count against a Club's Reserve List limits.

Disqualified List: A player who violates a player contract or reservation may be placed on this list. There is no minimum number of days the player must remain on the Disqualified List before the player can be reinstated to the Active List. A player on the Disqualified List does not count against a Club's Active List limits or its Reserve List limits.

Emergency Disabled List: An injured Minor League Player may be placed on this list during the championship season only. A player on the Emergency Disabled List must remain on the list for a minimum period of 60 days or until the end of the championship season (whichever is earlier) before the player can be reinstated to the Active List. A player on the Emergency Disabled List does not count against a Club's Active List limits or its Reserve List limits.

Free Agent: A Minor League player is a free agent, able to sign with any Club, when the term of the player's Minor League contract has expired. If the player has not resigned with the same Club, the player becomes a Minor League free agent on October 15 at 5:00 p.m. (ET).

Ineligible List: A player found to have committed misconduct may be placed on this list. There is no minimum number of days the player must remain on the Ineligible List before the player can be reinstated to the Active List. A player on the Ineligible List does not count against a Club's Active List limits or its Reserve List limits.

Loan: A Minor League player's contract may be loaned from one organization to another, so long as the new Club is also under the jurisdiction of the Commissioner of Baseball. The Assignor Club retains contractual rights to the player. The player must be returned to the assignor Club at the end of the championship season. Loans of players are most commonly made to Mexican League Clubs.

Outright Assignment: A player who is traded from one Major League organization to another is assigned outright. The assignor Club transfers all contractual rights regarding the player to the assignee Club.

Rehabilitation Assignment: A Minor League Player on either the Disabled List or Emergency Disabled List may be sent to a Short-Season A or Rookie classification Minor League Club to play on a rehabilitation assignment, while the player remains on the Disabled List or Emergency Disabled List of the player's original Club. A rehabilitation assignment may not exceed 20 days for non-pitchers or 30 days for pitchers. A player on a Minor League rehabilitation assignment does not count against the Active List or Reserve List limits of the Club for which the player is playing on the rehabilitation assignment.

Release: A player's contract is terminated and the player becomes a free agent.

Reserve List: The roster of players eligible for placement on the Active List: For Class MA, the Reserve List limit is 38 players; For Class AA, the Reserve List limit is 37 players; and For Class A, Short-Season and Rookie, the Reserve List limit is 35 players.

Restricted List: A player who fails to report or fails to sign a contract with the Club to which the player is reserved may be placed on the Restricted List. There is no minimum number of days the player must remain on the Restricted List before the player can be reinstated to the Active List. A player on the Restricted List does not count against a Club's Active List limits or its Reserve List limits.

Return: The act of moving a loaned player's contract back to the Minor League Club that loaned the player. All players who have been loaned must be returned no later than September 30.

Selected Rule 5: A player selected in the Class MA or Class AA phase of the Rule 5 draft, which is conducted in December each year, is assigned from one Major League organization to another. The selecting Club pays a set price to the player's former Club for the right to the player's contract.

Suspended List: A player may be placed on the Suspended List for misconduct or rule or contract violations. There is no minimum amount of days the player must be on the Suspended List before the player can be reinstated to the Active List. A player on the Suspended List does not count against a Club's Active List limits, but the player does count against its Reserve List limits.

Temporarily Inactive List: A player with an excused absence to perform personal obligations is placed on this list. The player must be on the Temporarily Inactive List for a minimum of three days before the player can be reinstated to the Active List. A player on the Temporarily Inactive List does not count against a Club's Active List limits, but does count against its Reserve List limits.

Transfer: Minor League Player is moved from one Minor League Club to another within the same Major League organization.

Voluntary Retired: A player who wishes to retire is placed on this list. The player may not be reinstated until the player has missed 60 playing days of the championship season.

Tom Cheek — Had broadcast 4,306 consecutive regular season Blue Jays games from the very first game on Apr. 7, 1977 through the early months of 2004.

Glossary of Medical Terms

ABDUCT – Movement of any extremity away from the midline of the body. This action is achieved by an abductor muscle.

AC JOINT – Acromioclavicular joint; joint of the shoulder where acromion process of the scapula and the distal end of the clavicle meet; most shoulder separations occur at this point.

ADDUCT – Movement of any extremity towards the midline of the body. This action is achieved by an adductor muscle.

ANTERIOR – In front of; the front surface of.

ANTERIOR CRUCIATE LIGAMENT (ACL) – A primary stabilizing ligament within the center of the knee joint that prevents hyperextension and excessive rotation of the joint. A complete tear of the ACL necessitating reconstruction could require up to 12 months of rehabilitation.

ANTI-INFLAMMATORY – Any agent which prevents inflammation, such as aspirin or ibuprofen.

ARTHROGRAM – X-ray technique for joints using air and/or dye injected into the affected area; useful in diagnosing meniscus tears of the knee and rotator cuff tears of the shoulder.

ARTHROSCOPY – A surgical examination of the internal structures of a joint by means of viewing through an arthroscope. An arthroscopic procedure can be used to remove or repair damaged tissue or as a diagnostic procedure in order to inspect the extent of any damage or confirm a diagnosis.

BONE SCAN – An imaging procedure in which a radioactive-labeled substance is injected into the body to determine the status of a bone injury. If the radioactive substance is taken up by the bone at the injury site, the injury will show as a "hot spot" on the scan image. The bone scan is particularly useful in the diagnosis of stress fractures.

CARTILAGE – Smooth, slippery substance preventing two ends of bones from rubbing together.

CAT SCAN – Use of a computer to produce a cross-sectional view of the anatomical part being investigated from x-ray data.

CHARLEY HORSE – A contusion or bruise to any muscle resulting in intramuscular bleeding.

CONCUSSION – Jarring injury of the brain resulting in dysfunction. It can be graded as mild, moderate or severe depending on loss of consciousness, amnesia and loss of equilibrium.

CONTUSION – An injury to muscle and tissues cause by a blow from a blunt object.

DEBRIDEMENT – Removal of non-healthy tissues and foreign material from a wound or burn to prevent infection and permit healing.

DELTOID MUSCLE – Muscles at the top of the arm, just below the shoulder, responsible for shoulder motions to the front, side and back.

DISC – A flat, rounded plate between each vertebrae of the spine. The disc consists of a thick fibering which surrounds a soft gel-like interior. It functions as a cushion for the spinal column.

FEMUR – Thigh bone; largest bone in the body.

FIBULA – Smaller of the two bones in the lower leg; runs from the knee to the ankle along the outside of the lower leg.

FRACTURE – Breach in continuity of a bone. Types of fractures include simple, compound, comminuted, greenstick, incomplete, impacted, longitudinal, oblique, stress or transverse.

GADOLINIUM MRI – The chemical gadolinium is injected into the joint being studied so as to enhance the diagnosis of the structure under investigation.

GLENOID – Cavity of the scapula into which the head of the humerus fits to form the shoulder girdle.

GRADE ONE INJURY – A mild injury in which ligament, tendon, or other musculoskeletal tissue may have been stretched or confused, but not torn or otherwise disrupted.

GRADE TWO INJURY – A moderate injury when musculoskeletal tissue has been partially, but not totally torn which causes appreciable limitation in function of the injured tissue.

GRADE THREE INJURY – A severe injury in which tissue has been significant, and in some cases totally, torn or otherwise disrupted causing a virtual total loss of function.

GROIN – Junction of the thigh and abdomen; location of muscles that rotate, flex and adduct the hip.

HEMATOMA – Tumor-like mass produced by an accumulation of coagulated blood in a cavity.

HYPEREXTENSION – Extreme extension of a limb or body part.

IMPINGEMENT SYNDROME – Pinching together of the supraspinatus muscle and other soft tissue in the shoulder. The most common (throwing) arm injury, which represents many pathologies and generall involves supraspinatus overuse.

INFLAMMATION – The body's natural response to injury in which the injury site might display various degrees of pain, swelling, heat, redness and/or loss of function.

LABRUM (Labrum Glenoidule) – The cartilage of the glenoid cavity in the shoulder. A lip-edge or lip-like structure.

LATERAL – To the outside of the body.

LIGAMENT – Band of fibrous tissue that connects bone to bone, or bone to cartilage and supports and strengthens joints.

MAGNETIC RESONANCE IMAGING (MRI) – Imaging procedure in which a radio frequency pulse causes certain electrical elements of the injured tissue to react to this pulse and through this process a computer display and permanent film establish a visual image. MRI does not require radiation and is very useful in the diagnosis of soft tissue, disc, and meniscus injuries.

MEDIAL – To the inside of the body.

MEDIAL COLLATERAL LIGAMENT (MCL) – Ligament of knee along the medial aspect that connects the femur to the joint.

MENISCUS – Crescent shaped cartilage, usually pertaining to the knee joint; also known as "cartilage." There are two menisci in the knee, medial and lateral. These work to absorb weight within the knee and provide stability.

METACARPALS – Five long bones of the hand running from the wrist to the fingers.

METATARSALS – Five long bones of the foot, running from the ankle to the toes.

POSTERIOR – At the back part, or rear of the body.

POSTERIOR CRUCIATE LIGAMENT (PCL) – A primary stabilizing ligament of the knee that provides significant stability and prevents displacement of the tibia backward within the knee joint. A complete tear of this ligament necessitating reconstruction could require up to 12 months of rehabilitation.

QUADRICEP MUSCLES "QUADS" – A group of four muscles of the front thigh that run from the hip and form a common tendon at the patella; they are responsible for knee extension.

ROTATOR CUFF – Comprised of four muscles in the shoulder area that can be irritated by overuse. The muscles are the supraspinatus (most commonly injured), infraspinatus, teres minor and subscapularis.

ROTATOR CUFF IMPINGEMENT SYNDROME – A microtrauma or overuse injury caused by stress. The four stages are: 1) tendenitis with temporary thickening of the bursa and rotator cuff 2) fiber dissociation in the tendon with permanent thickening of the bursa and scar formation 3) a partial rotator cuff tear of less than 1 cm and 4) a complete tear of 1 cm or more.

SHIN SPLINT – A catch-all syndrome describing pain in the shin that is not a fracture or tumor, and cannot be defined otherwise.

SPRAIN – Injury resulting from the stretch or twist of the joint and causes various degrees of stretch or tear of a ligament or other soft tissue at the joint.

STRAIN – Injury resulting from a pull or torsion to the muscle or tendon that causes various degrees of stretch or tear to the muscle or tendon tissue.

STRESS FRACTURE – A hair-line type of break in a bone caused by overuse.

SYNOVITIS – Inflammation of the synovial lining of a joint.

TENDINITIS – Inflammation of the tendon and/or tendon sheath, caused by chronic overuse or sudden injury.

TENDON – Tissue that connects muscle to bone.

TIBIA – Larger of the two bones of the lower leg and is the weight-bearing bone of the shin.

ULNAR NERVE – Nerve in the elbow commonly irritated from excessive throwing.

ULTRASOUND – An electrical modality that transmits a sound wave through an applicator into the skin to the soft tissue in order to heat the local area for relaxing the injured tissue and/or disperse edema.

NOTE: This list is not meant to be all inclusive, nor should it be used as a substitute for a physician's diagnosis and/or description of an injury or illness.

2011 Major League Important Dates

Jan. 5-15 Period in which a player may make submission to arbitration. *See Art. VI (F)(5) (Page 16).*

Jan. 18 All Clubs must submit their Salary Arbitration filing figures to the Labor Relations Department ("LRD") by 12:00 p.m. ET. The LRD and Major League Baseball Players Association ("MLBPA") will exchange salary arbitration filing figures in the afternoon.

Feb. 1-18 Salary arbitration hearings. *See Art. VI (F)(5) (Page 16).*

Feb. 14 First date injured players, pitchers and catchers may be invited to attend spring training workouts. *See Art. XIV (A) (Page 51).*

Feb. 19 First date all other players may be invited to attend spring training workouts. *See Art. XIV (A) (Page 51).*

Feb. 26 Mandatory date players are required to report for first spring training workout. *See Art. XIV (A) (Page 51).*

The anticipated date that Spring Training games among the Major League Clubs will commence.

Mar. 2 First date to renew contracts. Ten-day renewal period ends on March 11. *See U.P.C. Paragraph 10(a).*

Mar. 11 Last date to renew contracts

First date draft-excluded/selected players may be assigned to a minor league club. *See MLR 6 & MLR 10.*

Mar. 15 Last day to assign an injured player to a minor league club until the close of the championship season (OUTRIGHT or OPTIONALLY) provided that:

a) The player has less than 3 years of Major League service;
b) The assignment would not be the player's second (or subsequent) career outright since 3/19/90;
c) The player had NO MAJOR LEAGUE SERVICE the prior championship season; and
d) The player was not selected by the assignor Major League club in the immediately preceding Rule 5 Draft. *See Art. XIX (C) (Page 66).*

Mar. 22 The earliest date a Club may backdate a placement on the Major League 15-day Disabled List.

Mar. 31 2011 Opening Day: Official opening of the 2011 Championship Season. All Clubs are required to reduce rosters to 25 players by March 31.

Apr. 6 First date a player placed on the 15-day Disabled List during Spring Training may be reinstated (if placed on or backdated to March 22).

Apr. 10 First date a player optioned during Spring Training may be recalled.

Apr. 15 Jackie Robinson Day

May Civil Rights Game, Turner Field – Atlanta, GA. (Date TBD)

May 8 Mother's Day

May 15 Earliest date Clubs may re-sign players that they unconditionally released between August 31, 2010 and March 31, 2011. *See MLR 8(i)(2).*

May 27 Play Sun Smart

May 30 Start of Closed Period – First-Year Player Draft.

WelcomeBackVeterans.org

June 6-8 First-Year Player Draft

June 16 First day Clubs may trade an eligible XX (B) free agent player who was signed after electing free agency. A Club may assign the contract prior to this date for other player contracts and/or a cash consideration of no more than $50,000 if the player gives his written consent. *See Art. XX (B)(6) (Page 75).*

June 19 Father's Day

July 4 WelcomeBackVeterans.org

July 12 82nd All-Star Game at Chase Field – Phoenix, AZ.

July 31 Waivers secured on/after April 30, 2011 expire at 5:00 p.m. ET. Players may be traded between Clubs until 4:00 p.m. ET without Trade Waivers in effect. *See MLR 10.*

Aug. 1 Beginning today through the last day of the Championship Season, players may be assigned between Major League clubs ONLY after Trade Waivers have been secured during the current waiver period. *See MLR 10.*

New waiver period begins

- Trade Waivers and Optional Waivers secured on/after today are in effect until the conclusion of the championship season. *See MLR 10,*
- Outright Waivers secured on/after today are in effect until midnight ET on August 31. *See MLR 10.*

Aug. 15 Last date to bring player up for "full trial" to avoid draft-excluded status. *See MLR 6(e).*

Signing deadline for Rule 4 drafted players is midnight tonight. *See MLR 4(d)(3)* for exceptions to the signing deadline.

Aug. 31 Post-season eligibility lists are established at midnight tonight. To be eligible, a player must be a bona fide member of a qualifying team on August 31 and must remain a bona fide member through the end of the applicable post-season series. *See MLR 40.*

Sept. 1 Active player limit increased from 25 to 40.

Sept. 11 September 11th Remembrance

Sept. 14 Roberto Clemente Day

Sept. 28 Official closing of the 2011 Championship Season.

Sept. 29 – Oct. 15
Article XXD Free Agency period.

Postseason TBD

DATES BASED ON WORLD SERIES

Immediately After
Eligible XX (B) players elect free agency.

Day After Elias Rankings released.

2nd Day After
Last date to reinstate players from the 60-day Disabled List.

6th Day After
First day Major League and Minor League free agents may negotiate and sign with a Club other than their former Club.

Nov. 18 Day to file reserve lists for all Major and Minor League levels.

Nov. 23 Last date for former Club to offer salary arbitration to ranked XX(B) free agents in order to be eligible for compensation – midnight tonight.

Dec. 1 Last day to request outright waivers to assign player prior to Rule 5 Draft. *See MLR 9(b).*

Dec. 5 5:00 p.m. ET today is last time to outright a player prior to the Rule 5 Draft. *See MLR 9(b).*

Dec. 7 Last date for player who declared free agency under Art. XX (B) to accept an arbitration offer from former club – midnight tonight.

Dec. 5-8 Baseball Winter Meetings, Dallas, TX.

Dec. 8 Major League Rule 5 Draft

Dec. 12 Last date to tender contracts – midnight tonight.

NOTE: These dates will be used unless otherwise notified

As the only sports and entertainment venue of its size and design in Canada, *Rogers Centre* has hosted some of the greatest music, sport, trade and community events of our time.

Rock stars, entertainers, athletes, religious figures and inspirational leaders have all delighted audiences under the dome.

Rogers Centre is one of the most dynamic and versatile entertainment centres in the world. No other venue has the diversity of events that *Rogers Centre* hosts on an annual basis across over 200 event days. Since its spectacular opening on June 3, 1989, *Rogers Centre* has achieved the highest honours in the stadium entertainment industry and currently is a leader in the fight for corporate environmental responsibility. Formerly known as SkyDome, the venue was renamed *Rogers Centre* on February 2, 2005.

Structurally, *Rogers Centre* remains the same today as it was when it opened in 1989 with the exception of several key cosmetic changes over the last few years. Widened concourses, updated and upgraded suites, new video and broadcast technology were just some of the areas touched during an extensive $20 million rejuvenation project.

One of the unique features of *Rogers Centre* is that it can be transformed to meet the needs of any event by converting between two primary modes; baseball and football. The 100 level seats sit on a railway track system that allows them to rotate between each mode within hours.

In addition, *Rogers Centre*'s **fully retractable roof** allows the venue to be an open-air facility with the ability to close pending weather conditions. This innovative roof function ensures that no event needs to be cancelled due to inclement weather. The roof system features a series of three moveable panels and one stationary panel which takes 25 minutes to open or close fully. The roof weighs 11,000 tons and covers an area of 339,343 square feet. The highest point stands 282 feet above field level.

Architects Rod Robbie and Michael Allen designed the building patenting its retractable roof system. Preparation of the site began in April 1986, with groundbreaking taking place in October of that same year. The last exterior concrete was poured in November 1988 and the first test of the moveable roof panels was performed in January 1989. More than 10,000 person-years of employment were created with the construction of *Rogers Centre*.

Rogers Centre is home to impressive technology including the **video and ribbon boards** located in the north end and around the circumference of the 300 Level. Purchased in 2005 from Daktronics, the screen is one of the industry's leading with PROSTAR® VIDEOPLUS which uses state of the art LED technology. Measuring 110 feet wide by 33 feet high, the video board is capable of projecting 4.3 trillion colours.

The **playing surface** at *Rogers Centre* was upgraded in 2005 from Astroturf to Field Turf. The playing surface at *Rogers Centre* took on a new look for the 2010 baseball season with the installation of AstroTurf Gameday 3D synthetic turf system. The field is comprised of 97 panels for the baseball configuration. The largest roll is 51 meters (170 feet) long by 4.5 meters (15 feet) wide, weighing 8,925 pounds with a roll diameter of 1.4 meters (4.8 feet). AstroTurf Gameday 3D is a "Rollup System" with each roll panel having crumb rubber and sand in between the fibres to produce similar playing properties as natural grass. In 2009, AstroTurf Gameday 3D was installed at the Jays training facility in Dunedin (infield practice area only).

With a symmetrical layout in baseball mode, the field measures 328' down the foul lines, 375' to the power alleys and 400' to dead centre field. The diamond is centred two degrees off perfect north and the 10' high outfield wall is fully padded for the protection of the players. The pitcher's mound is constructed on a fibreglass dish that is lowered and raised by a hydraulic system.

ARAMARK - in the 4th year of a 10 year deal - provides *Rogers Centre* with general and club level concessions as well as manages the HSBC Club VIP Restaurant. A world class leader in professional services, Aramark brings tasty treats to fans at *Rogers Centre* which includes everything from traditional baseball fare to Asian delights and Mediterranean treats. In 2009, a new marche designed Muddy York Market (section 108) and the Roundhouse Carvery and Bar (Gate 8 - Level 100) were unveiled.

Conveniently located in the heart of Toronto's vibrant downtown community, at the base of the CN Tower and close to the Entertainment and Financial Districts, the stadium is easily accessible via the TTC or GO Transit. Also located at the stadium is the Renaissance Toronto Hotel, a 348-room hotel with 70 rooms overlooking the field.

ROGERS CENTRE INTERESTING FACTS

- The entire *Rogers Centre* complex spans 12.7 acres (5.14 hectares). The building itself takes up 11.5 acres (4.66 hectares).
- The diameter of the building is 700 feet while the volume inside the stadium with the roof closed is 56.5 million cubic feet (1.6 million cubic meters).
- On average, it takes approximately 40 hours to convert the field from baseball to football mode.
- Seating Capacity: approximately 54,000 (depending on layout of event)
- Suites - 151 suites are conveniently located on the 300 and 400 levels of the venue.
- The Toronto Blue Jays 1993 World Series Title was won on home turf at *Rogers Centre* (Saturday, October 23 vs. Philadelphia; 8-6)
- On March 17, 2002 *Rogers Centre* set a venue attendance record when it hosted 68,237 fans for WrestleMania X8.
- The names of workers who helped build *Rogers Centre* can be found in a permanent tribute located in the north end of the 100L concourse.

ROGERS CENTRE MARQUEE DATES

- Official Groundbreaking: October 3, 1986
- Opening Ceremony: June 3, 1989
- Firsts:

Firsts:	Baseball:	June 5, 1989
	Concert:	Rod Stewart - June 8, 1989
	Football:	June 29, 1989 (pre-season)
		July 12, 1989 (regular season)

BLUE JAYS AT ROGERS CENTRE AND EXHIBITION STADIUM

	AT EXHIBITION W-L	AT ROGERS CENTRE W-L	OPEN W-L	CLOSED W-L	CLOSED DURING GAME W-L
1977	25-55				
1978	37-44				
1979	32-49				
1980	35-46				
1981	17-36				
1982	44-37				
1983	48-33				
1984	49-32				
1985	54-26				
1985 ALCS	2-2				
1986	42-39				
1987	52-29				
1988	45-36				
1989	12-14	34-21	23-21	9-0	2-0
1989 ALCS		1-2	–	1-2	–
1990		44-37	12-18	29-17	3-2
1991		46-35	26-22	19-10	1-3
1991 ALCS		0-3	–	0-3	–
1992		53-28	19-11	31-16	3-1
1992 ALCS		2-1	–	2-1	–
1992 WS		2-1	–	2-1	–
1993		48-33	15-14	30-17	3-2
1993 ALCS		1-2	–	1-2	–
1993 WS		2-1	–	2-1	–
1994		33-26	11-12	16-11	6-3
1995		29-43	17-26	12-16	0-1
1996		35-46	18-25	14-16	3-5
1997		42-39	20-20	18-16	4-3
1998		51-30	33-12	16-13	2-5
1999		40-41	18-34	18-5	4-2
2000		45-36	26-12	16-21	3-3
2001		39-42	20-19	18-22	1-1
2002		42-39	30-22	11-17	1-0
2003		41-40	21-17	19-20	1-4
2004		40-41	28-26	12-14	0-1
2005		43-38	27-24	13-13	3-1
2006		50-31	24-19	24-12	2-0
2007		49-32	32-19	15-13	2-0
2008		47-34	26-20	19-10	2-4
2009		44-37	17-20	22-15	5-2
2010		45-33	29-19	10-14	6-0
OVERALL	**492-476**	**940-782**	**492-432**	**391-308**	**57-42**
POST SEAS.	**2-2**	**8-10**		**8-10**	

All time regular season wins at both Exhibition Stadium and Rogers Centre = 1,432
* Not included are 1 win in Puerto Rico in 2001 and 1 win in Philadelphia in 2010 (Jays were home team)

SKYDOME/ROGERS CENTRE FIRSTS

GAME — Monday June 5, 1989
(Blue Jays-3, Milwaukee Brewers-5)
WIN — Wednesday, June 7, 1989
(Blue Jays-4, Milwaukee-2)
ATTENDANCE — 48,378
TIME/TEMP — 2:43/18°C
PITCHER — Jimmy Key, Toronto
BATTER — Paul Molitor, Milwaukee (doubled)
PLATE UMPIRE — Rocky Roe
PITCH — Fastball, called strike
HIT — Double by Molitor in 1st inning
RUN — Molitor in 1st inning
SINGLE — Kelly Gruber, Toronto, 1st inning
DOUBLE — Paul Molitor, 1st inning
HOME RUN — Fred McGriff, Toronto, 2nd inning
RBI — Gary Sheffield, Milwaukee, 1st inning
WINNING PITCHER — Don August, Milwaukee
BLUE JAYS WINNING PITCHER — John Cerutti
LOSING PITCHER — Jimmy Key, Toronto
SAVE — Dan Plesac, Milwaukee
PUTOUT — Nelson Liriano, Toronto
ASSIST — Kelly Gruber, Toronto
STOLEN BASE — Fred McGriff, 6th inning
WALK — George Bell, Toronto, 2nd inning

FIRST GAME PLAYED AT EXHIBITION STADIUM

The Blue Jays slugged their way to a 9-5 triumph over the Chicago White Sox in their April 7, 1977, debut.

Despite snow flurries before the game and near-freezing temperatures, 44,649 fans witnessed the exciting contest, which featured 16 hits by the Blue Jays and 15 by Chicago.

Doug Ault smacked two homers and a single and rookie Al Woods hit a pinch-homer in his first big-league at bat for Toronto. Richie Zisk had four hits for the visitors.

The Blue Jays played 968-games from April 7, 1977-May 28, 1989 at Exhibition Stadium posting a record of 491-475 with 23,213,557 fans passing through the turnstiles.

EXHIBITION STADIUM FIRSTS

GAME — Thurs. April 7, 1977 (Blue Jays 9, Chicago White Sox 5)

ATTENDANCE — 44,649

TIME/TEMP. — 3:22/0°C. (32°F)

PITCHER — Bill Singer, Toronto

BATTER — Ralph Garr, Chicago (walked)

PLATE UMPIRE — Nestor Chylak

PITCH — Called strike

HIT — Home run by Richie Zisk, first inning, none on

RUN — Ralph Garr (scored on sacrifice fly by Jorge Orta)

SINGLE — Jim Spencer, Chicago, April 7, 1977, first inning

DOUBLE — Richie Zisk, Chicago, April 7, 1977, second inning

TRIPLE — Ron LeFlore, Detroit, April 12, 1977, fifth inning

HOME RUN — Richie Zisk, April 7, 1977, first inning

FIRST RBI — Jorge Orta, Chicago, April 7, 1977, 1st inning

INSIDE-THE-PARK HOME RUN — Cecil Cooper, Milwaukee, May 5, 1977 (fifth inning)

GRAND SLAM HOME RUN — Hector Torres vs. New York, June 27, 1977 (fifth inning, off Ron Guidry)

TWO HOME-RUN GAME — Doug Ault, Toronto, April 7, 1977

THREE HOME-RUN GAME — John Mayberry, K.C., June 1, 1977

PINCH-HIT HOME RUN — Al Woods, Toronto, April 7, 1977 (fifth inning)

WINNING PITCHER — Jerry Johnson, Toronto (in relief), April 7, 1977

LOSING PITCHER — Ken Brett, Chicago (starter), April 7, 1977

SAVE — Pete Vuckovich, Toronto, April 7, 1977

PUTOUT — Steve Bowling, Toronto (fly ball to right field) April 7, 1977

ASSIST — Hector Torres, Toronto (ground ball to shortstop) April 7, 1977

ERROR — Rick Cerone, Toronto, April 7, 1977

SHUTOUT — Ferguson Jenkins, Boston, Sun. April 24, 1977 (9-0)

COMPLETE GAME — Dave Lemanczyk, Toronto vs. Chicago, April 9, 1977

WALK — Ralph Garr by Bill Singer, April 7, 1977 (first inning)

STRIKEOUT — John Scott by Ken Brett, April 7, 1977 (first inning)

FORFEIT — Baltimore, Thurs. September 15, 1977 (Blue Jays 9, Baltimore 0)

NIGHT GAME — Mon., May 2, 1977 vs. Milwaukee (Brewers 3, Blue Jays 1)

STOLEN BASE — Ralph Garr, Chicago, April 7, 1977 (first inning)

TRIPLE PLAY — Clancy to Mayberry to Gomez, April 22, 1978 (sixth inning)

BALK — Balor Moore, Toronto vs. Seattle, May 13, 1978

ONE-HITTER — Chris Knapp, California, September 3, 1978 (Angels 3, Blue Jays 1)

NO-HITTER — Never happened

EXHIBITION STADIUM LASTS

GAME — May 28, 1989 (Blue Jays 7, Chicago White Sox 5), 10 innings

ATTENDANCE — 46,120

TIME/TEMP. — 3:19/20°C. (68°F)

PITCHER — Bobby Thigpen, Chicago

BATTER — George Bell, Toronto, home run

PLATE UMPIRE — Dan Morrison

PITCH — fastball, home run

HIT — Home Run by George Bell, 10th inning

RUN — George Bell on home run

SINGLE — Steve Lyons, Chicago, 10th inning

DOUBLE — Kelly Gruber, Toronto 10th inning

HOME RUN — George Bell, 10th inning

RBI — George Bell, 10th inning

WINNING PITCHER — Tom Henke

LOSING PITCHER — Bobby Thigpen

PUTOUT — Fred McGriff, Toronto, 10th inning

ASSIST — Nelson Liriano, Toronto, 10th inning

ERROR — Matt Merullo, Chicago, 4th inning

STOLEN BASE — Steve Lyons, Chicago, 10th inning

ROGERS™ CENTRE

BLUE JAYS SPRING TRAINING DIRECTORY

Site

MINOR LEAGUE COMPLEX
Bobby Mattick Training Center at Englebert Complex
1700 Solon Ave.
Dunedin, Florida 34698

FLORIDA AUTO EXCHANGE STADIUM
373 Douglas Avenue
Dunedin, Florida 34698

All home games will be played at Florida Auto Exchange Stadium

MINOR LEAGUE DATES:
March 5th Pitchers & Catchers Report, March 8th Position Players Report

MAILING ADDRESS:
TORONTO BLUE JAYS
373 Douglas Avenue
Dunedin, Florida 34698

HOTEL HEADQUARTERS:
MINOR LEAGUE
BAYMONT INN & SUITES
26508 U.S. 19 North
Clearwater, Florida 33761

TELEPHONES:
BAYMONT INN & SUITES ..... (727) 796-1234
FLORIDA AUTO EXCHANGE STADIUM OFFICE ..... (727) 733-9302
FLORIDA AUTO EXCHANGE STADIUM TICKETS ..... (727) 733-0429 or 1-888-525-JAYS
MEDIA RELATIONS OFFICE ..... (727) 733-9302
FAX - DUNEDIN STADIUM ..... (727) 734-7661
PRESS BOX ..... (727) 738-7040

TICKET DATA:
Ticket Office at FLORIDA AUTO EXCHANGE STADIUM, 373 Douglas Avenue, Dunedin
Monday to Friday: 9:00 a.m. to 5:00 p.m. for Phone Orders ..... (727) 733-0429
1-888-525-JAYS

Saturday & Sunday: 10:00 a.m. to 2:00 p.m.

TICKET PRICES: Reserved $27.00–$15.00 US

Media Phones: Five phones are located in the press box.

Media Parking: Limited available.

Trainer's Room: Trainer's room is not accessible to media at any time.

FLORIDA AUTO EXCHANGE STADIUM

Located at the corner of Douglas Avenue and Beltrees Street in Dunedin, Florida. Florida Auto Exchange Stadium (re-named in 2011) has been the training home for the Toronto Blue Jays since the Club's first season in 1977 and home of the Dunedin Blue Jays of the Florida State League (A).

From 1977 to 1989 the Blue Jays played at Grant Field in Dunedin, which had a seating capacity of 3,417. In 1990 the City of Dunedin, at a cost of approximately 2.4 million, built a new stadium for the Blue Jays, Dunedin Stadium at Grant Field. The stadium was designed by the architect firm of Johnston Dana Associates and was built by Case Contracting Company of Plant City, Florida. With the construction the stadium saw an increase in the seating capacity from 3,417 to 6,106.

On September 8, 2000 the City of Dunedin and the Toronto Blue Jays reached an agreement to keep the Blue Jays in Dunedin for a minimum of 15 years pending approvals. Under the agreement major renovations would be made to Dunedin Stadium and a new minor league facility would be constructed. The $12.5 million renovation was shared between the State of Florida, Pinellas County, the City of Dunedin and the Toronto Blue Jays.

The renovations to Dunedin Stadium in February 2002 were designed by the architectural firm HOK Sports + Venue + Event and were built by J.A. Jones Construction. The changes to Dunedin Stadium included a new two-story building beyond the right field wall, which holds the Blue Jays clubhouse, training room and weight room on the ground floor with office space for the major league club on the second floor. The visiting clubhouse is now located on the third-base line. As well, the bleacher seats along the right-field foul line were removed and permanent seating installed. The dimensions of the Stadium increased from 315 feet to 327 feet. The capacity of the Stadium is 5,509.

Dimensions

Left-field line	335 ft/102.1 m
Left-centre	375 ft/114.3 m
Centre field	400 ft/121.9 m
Right-centre	375 ft/114.3 m
Right-field line	327 ft/ 99.7 m

Fence – 16 feet high
Warning track – 20 ft/6.1 m
Capacity – 5,509

Construction on the minor league facility was completed for the 2003 season. The Bobby Mattick Training Center is located on the same grounds of the Englebert Complex. The facility features new clubhouses, offices, weight room, five full fields and a half field. Four of the fields are arranged in a cloverleaf pattern with an observation tower in the middle.

The largest ever spring exhibition game crowd was 6,218 on Tuesday March 27, 1990 for the game between the Blue Jays and the Kansas City Royals and on Wednesday March 13, 1985 for the Blue Jays and the New York Mets.

The first ever Blue Jays game played at Grant Field was on March 11, 1977. The Blue Jays defeated the New York Mets by a score of 3-1.

SPRING TRAINING RECORD

YEAR	HOME W-L-T	ROAD W-L-T	OTHER W-L-T	OVERALL W-L-T	PCT
1977	5-8-0	3-8-0	0-0-0	8-16-0	.333
1978	3-8-0	5-9-0	0-0-0	8-17-0	.320
1979	6-6-0	6-6-0	0-0-0	12-12-0	.500
1980	5-4-0	5-3-0	0-0-0	10-7-0	.588
1981	7-6-0	6-7-1	0-0-0	13-13-1	.500
1982	7-7-0	8-5-1	0-0-0	15-12-1	.556
1983	9-4-0	7-6-0	1-1-0	16-10-0	.615
1984	8-6-0	5-10-0	2-2-0	13-16-0	.448
1985	11-4-0	8-5-1	1-2-0	19-9-1	.679
1986	10-3-0	5-9-0	0-0-0	15-12-0	.556
1987	5-5-1	4-6-1	0-0-1	9-11-2	.450
1988	9-5-0	9-5-2	1-1-0	18-10-2	.643
1989	12-4-0	9-6-0	0-0-0	21-10-0	.677
1990	1-5-0	3-5-0	0-0-0	4-10-0	.286
1991	6-10-0	3-9-2	1-2-0	9-19-2	.321
1992	12-4-0	1-14-0	1-3-0	13-18-0	.419
1993	8-8-0	3-11-0	2-2-0	11-19-0	.367
1994	7-10-0	5-8-1	0-4-0	12-18-1	.400
1995	4-2-1	1-3-1	0-1-0	5-5-2	.500
1996	6-8-1	3-14-0	0-3-0	9-22-1	.290
1997	12-4-0	5-10-1	0-0-0	17-14-1	.548
1998	7-10-0	9-6-0	2-0-0	16-16-0	.500
1999	8-9-0	4-11-0	0-0-0	12-20-0	.375
2000	12-5-1	6-7-0	2-2-1	18-12-1	.600
2001	8-5-0	4-11-0	0-1-0	12-16-0	.429
2002	7-5-2	6-8-1	0-0-0	13-13-3	.500
2003	8-4-2	5-6-2	0-0-0	13-10-4	.565
2004	7-8-1	6-7-1	0-0-0	13-15-2	.464
2005	9-6-0	7-4-2	0-2-0	16-10-2	.615
2006	5-10-0	7-8-0	0-0-0	12-18-0	.400
2007	6-7-2	6-7-2	0-0-0	12-14-4	.462
2008	7-7-0	6-9-0	2-0-0	13-16-0	.448
2009	7-8-1	6-9-2	1-0-1	13-17-3	.433
2010	4-6-1	8-8-0	1-1-0	12-14-1	.462
Total	**248-211-13**	**184-260-21**	**17-27-3**	**432-471-34**	**.478**

* Other venues are included in home and road.

SPRING TRAINING ATTENDANCE

YEAR	HOME	ROAD	OTHER	TOTAL
1977	21,728	22,093	—	43,821
1978	20,009	36,334	—	56,343
1979	21,420	26,496	—	47,916
1980	15,377	18,499	—	33,876
1981	24,180	33,391	—	57,571
1982	26,442	37,237	—	63,679
1983	27,662	31,590	28,871	88,123
1984	32,869	53,900	110,990	197,759
1985	39,022	45,268	67,007	151,297
1986	43,263	62,936	—	106,199
1987	35,101	38,383	16,620	90,104
1988	42,673	73,234	39,570	155,477
1989	54,270	77,284	—	131,554
1990	21,410	27,695	—	49,105
1991	80,461	96,300	70,471	247,232
1992	84,356	102,651	103,952	290,959
1993	73,195	89,701	172,919	335,815
1994	80,310	83,782	141,465	305,557
1995	17,059	17,775	22,533	57,367
1996	54,158	83,311	18,232	155,701
1997	61,827	89,998	—	151,825
1998	48,313	78,940	31,523	158,776
1999	54,485	79,371	—	133,856
2000	48,450	77,416	35,198	161,064
2001	52,080	75,978	15,870	143,928
2002	46,530	80,262	—	126,792
2003	48,291	68,132	—	116,423
2004	58,840	82,037	—	140,877
2005	53,620	72,979	20,007	146,606
2006	53,930	82,153	—	136,083
2007	62,591	94,742	—	157,333
2008	64,444	84,835	56,257	205,536
2009	68,674	100,606	—	169,280
2010	52,550	93,019	45,257	190,826
TOTALS	**1,589,590**	**2,218,328**	**996,742**	**4,804,660**

2010 SPRING TRAINING STATISTICS

Batting

NAME	BA	SLG	OBP	G	AB	R	H	TB	2B	3B	HR	RBI	SH	SF	HBP	BB	IBB	SO	SB	CS	GDP	E	Pinch Hit AB	Pinch Hit H	Pinch Hit HR	Pinch Hit RBI
Aguila	.111	.333	.111	7	9	0	1	3	0	1	0	0	0	0	0	0	0	2	0	0	0	0				
Arencibia	.190	.619	.182	14	21	3	4	13	0	0	3	6	0	1	0	0	0	4	0	0	1	0	4	0	0	0
Bautista	.439	.895	.448	18	57	16	25	51	9	1	5	11	0	0	0	1	0	1	2	0	1	2				
Buck	.250	.571	.250	11	28	4	7	16	3	0	2	4	0	0	0	0	0	6	0	0	0	0	1	0	0	0
Calderone	.000	.000	.000	3	2	0	0	0	0	0	0	0	0	0	0	0	0	1	0	0	0	0				
Chavez	.200	.300	.227	11	20	1	4	6	2	0	0	2	0	1	1	0	0	3	0	0	2	1	0	0	0	1
Cooper	.273	.364	.308	8	11	1	3	4	1	0	0	1	0	1	0	1	0	1	0	0	0	0	1	1	0	0
Crabbe	.000	.000	.000	1	1	0	0	0	0	0	0	0	0	0	0	0	0	0	0	0	0	0				
Diaz	.000	.000	.167	5	5	1	0	0	0	0	0	0	0	0	0	1	0	2	0	0	0	1				
Dopirak	.250	.357	.267	12	28	3	7	10	0	0	1	4	0	1	0	1	0	10	0	0	1	0	3	1	0	0
Emaus	.400	.500	.478	17	40	5	16	20	4	0	0	9	0	0	0	6	0	3	2	1	1	3	1	0	0	0
Encarnacion	.107	.250	.235	9	28	3	3	7	1	0	1	5	0	1	1	4	0	7	1	0	0	4				
Figueroa	.000	.000	.000	1	1	0	0	0	0	0	0	0	0	0	0	0	0	0	0	0	1	1				
Gathright	.167	.167	.186	17	42	6	7	7	0	0	0	2	0	0	0	1	0	7	2	1	1	0				
Goins	.143	.143	.250	6	7	0	1	1	0	0	0	1	0	0	0	1	0	3	0	0	0	0				
A. Gonzalez	.225	.300	.347	16	40	3	9	12	0	0	1	3	0	1	2	6	0	5	0	0	0	1				
A. Hill	.417	.854	.517	18	48	15	20	41	3	0	6	15	0	1	0	11	0	6	3	0	1	2				
Hoffpauir	.231	.308	.310	11	26	3	6	8	2	0	0	0	0	0	0	3	0	2	0	1	2	3				
Jeroloman	.000	.000	.500	2	1	0	0	0	0	0	0	0	0	0	0	1	0	0	0	0	0	0	1	0	0	0
Lind	.222	.444	.263	17	54	7	12	24	7	1	1	7	0	0	0	3	0	10	0	0	1	1				
Liuzza	.333	.333	.333	2	3	0	1	1	0	0	0	0	0	0	0	0	0	1	0	0	0	0				
Loewen	.143	.143	.250	5	7	1	1	1	0	0	0	0	0	0	0	1	0	3	0	0	0	0				
Lubanski	.189	.486	.268	17	37	4	7	18	3	1	2	5	0	0	0	4	0	12	0	0	1	0	1	0	0	0
Mastroianni	.333	.333	.500	4	3	1	1	1	0	0	0	0	0	0	0	1	0	0	0	0	0	0				
Mathews	.000	.000	.000	4	3	0	0	0	0	0	0	0	0	0	0	0	0	2	1	0	0	0				
Mayorson	.000	.000	.000	2	3	0	0	0	0	0	0	0	0	0	0	0	0	0	0	0	0	0				
McCoy	.400	.433	.486	17	30	9	12	13	1	0	0	2	0	0	0	5	0	4	1	2	2	1				
McDade	.500	.750	.500	4	12	3	6	9	3	0	0	2	0	0	0	0	0	4	0	0	0	0	1	0	0	0
McDonald	.323	.355	.364	14	31	3	10	11	1	0	0	2	0	0	0	2	0	6	2	0	0	0				
Merchan	.182	.182	.231	7	11	1	2	2	0	0	0	2	0	1	1	0	0	3	1	0	0	1				
Molina	.161	.290	.257	13	31	4	5	9	1	0	1	5	0	0	1	3	0	7	0	0	1	0				
Ochinko	.333	.500	.333	3	6	0	2	3	1	0	0	0	0	0	0	0	0	2	0	0	0	0				
Overbay	.317	.488	.417	16	41	9	13	20	7	0	0	10	0	0	0	7	0	9	1	0	0	0				
Padilla	.267	.333	.353	8	15	1	4	5	1	0	0	0	0	0	1	1	0	0	0	0	0	0				
Pastornicky	.250	.250	.250	5	8	1	2	2	0	0	0	0	0	0	0	0	0	0	0	0	0	1				
Phillips	.455	.682	.455	13	22	3	10	15	2	0	1	5	0	0	0	0	0	2	0	0	0	1				
Ramirez	.500	.500	.500	1	2	1	1	1	0	0	0	0	0	0	0	0	0	1	0	0	0	0				
Reed	.431	.490	.463	19	51	9	22	25	3	0	0	10	0	0	0	3	0	3	3	0	3	0	1	0	0	0
Ruiz	.352	.556	.397	21	54	10	19	30	2	0	3	10	0	0	0	4	0	11	0	1	0	1	1	1	0	0
Schimpf	.333	.333	.333	2	3	1	1	1	0	0	0	0	0	0	0	0	0	0	0	0	0	0				
Sierra	.500	.500	.500	1	2	0	1	1	0	0	0	0	0	0	0	0	0	0	0	0	0	0				
Snider	.250	.500	.333	22	56	8	14	28	5	0	3	8	0	2	0	8	0	16	1	0	2	0				
Thames	.200	.400	.333	5	5	0	1	2	1	0	0	0	0	0	0	1	0	1	0	0	0	0				
Tolisano	.167	.333	.286	5	6	1	1	2	1	0	0	2	0	0	0	1	0	2	1	0	0	0				
Wallace	.111	.111	.111	3	9	1	1	1	0	0	0	1	0	0	0	0	0	4	0	0	0	0				
Wells	.300	.400	.315	17	50	7	15	20	2	0	1	8	0	2	0	2	0	9	1	0	2	0				
Wilson	.000	.000	.500	2	1	0	0	0	0	0	0	0	0	0	0	1	0	1	1	0	0	0				
TEAM	**.284**	**.455**	**.342**	**27**	**976**	**149**	**277**	**444**	**66**	**4**	**31**	**142**	**0**	**12**	**7**	**85**	**0**	**181**	**23**	**6**	**23**	**25**	**15**	**3**	**0**	**1**
OPPONENTS	**.272**	**.420**	**.335**	**27**	**952**	**128**	**259**	**400**	**59**	**5**	**24**	**121**	**3**	**8**	**11**	**83**	**0**	**168**	**11**	**3**	**20**	**29**	**24**	**6**	**0**	**3**

Pitching

NAME	W	L	ERA	G	GS	CG	GF	SHO	SV	INN	H	BFP	AB	R	ER	HR	SH	SF	HBP	BB	IBB	SO	WP	BK	BA
Accardo	0	0	6.14	7	0	0	3	0	0	7.1	9	35	31	6	5	1	0	1	0	3	0	4	0	0	.290
Broadway	1	1	6.75	2	0	0	0	0	0	4.0	5	18	16	3	3	0	0	1	0	1	0	2	0	0	.313
Buzachero	0	1	9.00	3	0	0	2	0	0	3.0	4	16	12	3	3	0	0	0	2	2	0	1	0	0	.333
Camp	0	1	3.38	7	0	0	0	0	0	8.0	7	31	30	3	3	1	1	0	0	0	0	8	0	0	.233
Carlson	0	0	13.50	2	0	0	0	0	0	2.0	5	11	9	4	3	0	0	1	0	1	0	0	0	0	.556
Cecil	1	0	3.38	3	2	0	0	0	0	13.1	14	59	55	6	5	3	0	1	1	2	0	11	0	0	.255
Collazo	0	1	6.35	5	0	0	3	0	0	5.2	8	24	24	4	4	0	0	0	0	0	0	3	1	0	.333
Downs	0	0	3.52	8	0	0	0	0	0	7.2	10	33	31	3	3	0	0	0	0	2	0	7	0	0	.323
Drabek	0	0	4.50	2	1	0	0	0	0	4.0	4	20	17	2	2	0	0	0	0	3	0	3	0	0	.235
Eveland	0	1	1.80	7	2	0	1	0	1	25.0	26	107	101	8	5	2	0	0	0	6	0	21	1	0	.257
Farquhar	0	0	0.00	1	0	0	0	0	0	1.0	1	4	4	0	0	0	0	0	0	0	0	0	0	0	.250
Frasor	0	1	5.40	8	0	0	1	0	0	6.2	6	31	27	4	4	1	0	0	1	3	0	4	0	0	.222
R. Gonzalez	0	0	9.00	2	0	0	1	0	1	3.0	6	18	16	4	3	0	0	0	1	1	0	1	0	0	.375
Gregg	0	0	3.86	7	0	0	1	0	0	7.0	8	32	29	3	3	1	0	0	0	3	0	5	1	0	.276
Henn	0	0	9.00	2	0	0	1	0	0	2.0	3	11	10	3	2	1	0	0	0	1	0	1	0	0	.300
Jackson	1	1	10.80	2	0	0	1	0	0	3.1	7	19	17	4	4	1	0	0	0	2	0	4	0	0	.412
Janssen	0	0	0.00	8	0	0	1	0	0	8.2	1	28	27	0	0	0	0	0	0	1	0	8	1	0	.037
Jenkins	0	0	4.50	1	0	0	0	0	0	2.0	1	8	7	1	1	0	0	0	0	1	0	2	0	0	.143
Lamura	0	0	0.00	1	0	0	0	0	0	0.1	0	2	1	0	0	0	0	0	1	0	0	0	0	0	.000
Lewis	0	0	1.50	5	0	0	4	0	2	6.0	3	21	19	1	1	0	0	0	0	2	0	1	0	0	.158
Marcum	1	1	8.10	3	3	0	0	0	0	10.0	10	43	37	9	9	2	1	1	1	3	0	6	0	0	.270
McLeary	0	0	0.00	1	0	0	0	0	0	2.0	0	6	6	0	0	0	0	0	0	0	0	1	0	0	.000
Mills	0	0	4.50	1	0	0	0	0	0	2.0	3	10	9	1	1	0	0	0	0	1	0	1	1	0	.333
Morrow	1	0	4.50	3	3	0	0	0	0	10.0	11	46	40	5	5	0	0	0	0	6	0	13	0	0	.275
Purcey	0	0	4.91	5	0	0	2	0	0	7.1	10	34	30	4	4	2	0	1	0	3	0	6	0	0	.333
Ray	0	0	0.00	1	0	0	0	0	0	1.0	2	7	5	0	0	0	0	0	0	2	0	0	1	0	.400
Register	0	1	9.45	4	1	0	1	0	0	6.2	11	34	30	7	7	1	1	0	0	3	0	3	0	0	.367
Roenicke	0	0	4.26	5	0	0	0	0	0	6.1	8	31	26	4	3	0	0	0	1	4	0	5	0	0	.308
Romero	3	0	1.89	5	5	0	0	0	0	19.0	18	81	72	4	4	2	0	0	0	9	0	11	0	0	.250
Rzepczynski	0	2	6.10	5	5	0	0	0	0	20.2	25	93	84	15	14	2	0	0	1	8	0	14	1	0	.298
Stewart	0	0	0.00	1	0	0	1	0	1	1.0	1	4	4	0	0	0	0	0	0	0	0	1	0	0	.250
Tallet	3	2	4.71	5	5	0	0	0	0	21.0	23	89	83	12	11	4	0	2	0	4	0	12	2	0	.277
Valdez	1	0	3.00	9	0	0	4	0	1	9.0	6	40	34	4	3	0	0	0	1	5	0	8	1	0	.176
Zinicola	0	0	3.86	2	0	0	0	0	0	2.1	3	11	9	1	1	0	0	0	1	1	0	1	0	0	.333
TEAM	**12**	**13**	**4.38**	**27**	**27**	**0**	**27**	**1**	**6**	**238.1**	**259**	**1057**	**952**	**128**	**116**	**24**	**3**	**8**	**11**	**83**	**0**	**168**	**10**	**0**	**.272**
OPPONENTS	**13**	**12**	**4.70**	**27**	**27**	**0**	**27**	**1**	**10**	**241.1**	**277**	**1080**	**976**	**149**	**126**	**31**	**0**	**12**	**7**	**85**	**0**	**181**	**12**	**1**	**.284**

2011 Spring Training Schedule

Date and Times subject to change

DATE	LOCATION	VERSUS	TIME	R/TV
Saturday, February 26	DUNEDIN	Detroit Tigers	1:05 p.m.	THE FAN 590
Sunday, February 27	Lakeland	Detroit Tigers	1:05 p.m.	THE FAN 590
Monday, February 28	DUNEDIN	Philadelphia Phillies	1:05 p.m.	
Tuesday, March 1	Lakeland	Detroit Tigers (ss)	1:05 p.m.	
Wednesday, March 2	DUNEDIN	Tampa Bay Rays	1:05 p.m.	BLUEJAYS.COM
Thursday, March 3	DUNEDIN	Pittsburgh Pirates	1:05 p.m.	
Friday, March 4	Disney World	Atlanta Braves (ss)	1:05 p.m.	
Saturday, March 5	DUNEDIN	Detroit Tigers	1:05 p.m.	Jays Radio Network
Sunday, March 6	Bradenton	Pittsburgh Pirates	1:05 p.m.	SNET/THE FAN 590
Monday, March 7	Off Day			
Tuesday, March 8	Port Charlotte	Tampa Bay Rays	1:05 p.m.	
Wednesday, March 9	Port Charlotte	Tampa Bay Rays	1:05 p.m.	
Thursday, March 10	Fort Myers	Minnesota Twins	1:05 p.m.	
Friday, March 11	DUNEDIN	New York Yankees (ss)	1:05 p.m.	BLUEJAYS.COM
Saturday, March 12	DUNEDIN	Pittsburgh Pirates	1:05 p.m.	THE FAN 590
Saturday, March 12	Lakeland	Detroit Tigers	1:05 p.m.	
Sunday, March 13	DUNEDIN	Tampa Bay Rays	1:05 p.m.	SNET-1/JR Network
Monday, March 14	Off Day			
Tuesday, March 15	DUNEDIN	Philadelphia Phillies	1:05 p.m.	BLUEJAYS.COM
Wednesday, March 16	Bradenton	Pittsburgh Pirates	1:05 p.m.	
Thursday, March 17	Clearwater	Philadelphia Phillies	1:05 p.m.	
Friday, March 18	DUNEDIN	New York Yankees	1:05 p.m.	
Saturday, March 19	Tampa	New York Yankees	1:05 p.m.	THE FAN 590
Sunday, March 20	DUNEDIN	Minnesota Twins	1:05 p.m.	THE FAN 590
Monday, March 21	Off Day			
Tuesday, March 22	DUNEDIN	Philadelphia Phillies	1:05 p.m.	
Wednesday, March 23	Tampa	New York Yankees	7:05 p.m.	SNET
Thursday, March 24	DUNEDIN	Atlanta Braves	1:05 p.m.	BLUEJAYS.COM
Friday, March 25	Fort Myers	Boston Red Sox	7:05 p.m.	
Saturday, March 26	Clearwater	Philadelphia Phillies (ss)	1:05 p.m.	FAN 590
Sunday, March 27	DUNEDIN	Baltimore Orioles (ss)	1:05 p.m.	FAN 590
Monday, March 28	DUNEDIN	Boston Red Sox	1:05 p.m.	
Tuesday, March 29	Sarasota	Baltimore Orioles	1:05 p.m.	
Wednesday, March 30	St. Petersburg/ Tropicana Field	Tampa Bay Rays	4:10 p.m.	SNET

TV – SNET, SNET-1 Radio/Web Audio – FAN 590, Jays Radio Network, bluejays.com
(SS) Indicates Split-squad

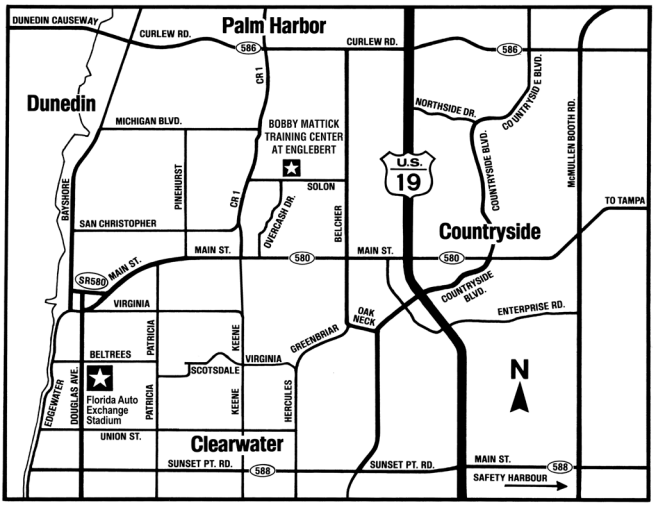

TORONTO BLUE JAYS OFFICIAL GUIDE

DETAILED INDEX

Anthopoulos, Alex 10
Attendance Data:
2010 Breakdown..... 187-90
Day-by-Day, 2010..... 170-71
Records 187
Spring Training 432
Awards:
All-Star Selections.....232
AL Pitcher of the Month 235
AL Player of the Month.....234
AL Player of the Week.....233
AL Rookie of the Month.....234
BBWAA-Toronto Chapter.....229
Cy Young 237
Gold Glove, Rawlings 232
Level of Excellence.....226
Manager of the Year 237
Mattick, LaMacchia Award 230
Monthly Awards, Blue Jays.....236
MVP.....239
Rookie of the Year.....238
Scout of the Year 230
Webster, R. Howard.....230
Baseball Hall of Fame 416
Batting:
20 Stolen Bases.....279
100 RBI Seasons 278
.300 Hitters.....278
Blue Jays, 2010 162
Career as Blue Jays.....211
DH Hitting 162; 216; 260
Home/Road RBI Leaders.....279
Opponents.....329
Pinch Hitting.....162; 261
Profile, Blue Jays 2010 162
Pre & Post All-Star, 2010..... 175-76
Records 287
Road Hitters 163
Spring Training 433
Streaks.....265
Top Ten, All Time 276
Top Ten, Single Season.....274
Year-By-Year.....258
Yearly Leaders, Blue Jays 262
Beeston, Paul 10
Biographies:
Baseball Operations 13
Behind the Scenes.....14
Business Operations.....11
Club Officers.....10
Manager & Coaches.....20
Coaches.....21
Minor League Coaches & Players 356
Players 34
Blown Save/Tough Saves.....424
Broadcasting 417
Clinching/Elimination Dates.....256
Day-By-Day, 2010 168
Directory, Club/Rogers Centre.....7
Directory, Player Development & Scouting 348
Directory, Spring Training 431
Florida Auto Exchange Stadium...434
Exhibition Stadium, First & Lasts 429
Fielding:.....
Games by Position.....217
Gold Glove, Rawlings 232
Records 293
Year-By-Year.....259
First-Year Player Draft 411
Free Agency 222
Farrell, John.....20
Hentgen, Pat.....23
Highest Scoring Games 281
Highs & Lows, 2010 166
History, Blue Jays.....182
History of the Uniform.....224
Home Runs:
20 Plus Home Run Seasons 278
All-Star 322
Consecutive Games 321
Extra Innings.....311
Five Home Run Games.....319
Four in one inning 319
Grand Slams 314-17
Inside-the-Park.....310
Leading Off.....306
Most in a Month 313
Most in a Season Series 320
Most Players 10 or more 313
Opponents at Rogers Centre 318
Pinch-Hit 309
Post Season 322
Rogers Centre.....318
Switch Hit, One Game 307
Three in one Game 305
Three in one Inning 319
Top Duos, Trios.....313
Year-by-Year.....304
Yearly Leaders.....305
Homestands and Roadtrips, Best/Worst.....271
Important Dates, 2011.....427
Items of Interest.....419
Last Time.....284
Leaders, Year-by-Year 262
Level of Excellence 226
Lind, Phil.....10
Longest Games, Innings 282
Low Hit Games 300
Manager, Farrell 20
Media Services.....414
Media/Club Regulations 415
Medical and Training Staff 14
Medical Terms.....426
Miscellaneous Stats.....159; 292
Milestone Victories 280
Minor Leagues:
Affiliates 354
Coaches & Instructors 356-70
Directory, Player Development & Scouting..... 348-53
Managers..... 358-63
Minor League Player Bio's 371-401
Organization Leaders 410
Review 2010 404-09
No-Hitters 300; 326
Opening Day:
Home/Season Openers 252
Lineups 253
Records 253
Opponents Records:
Batting.....324
Biggest Innings.....280
Consecutive Wins/Losses.....346
Extra Innings Home Runs 312
Four Home Run in One Inning ..319
Grand Slams.....316
Highest Scoring Games.....281
Home Runs at Rogers Centre 327
Inside-the-Park Home Runs.....310
Inter-League 174
Last Time 284
Leaders vs. Toronto.....325
Lead Off Home Runs 306
Low Hit Games 326
Pinch Hit Home Runs.....308
Pitching.....324
Three Home Runs in One Game.....306
Three Home Runs in One Inning.....319
Year-By-Year.....324
Pelley, Keith.....10
Pitching:
10 or More Strikeouts, Game 283
10 Wins at Home/on Road 280
15-Game Winners 278
Blue Jays, 2010 160
Career, as Blue Jays.....207
Low-Hit Games 300
Profile, Blue Jays, 2010 160
More Than Nine Innings.....279
Opponents 324
Records 287; 289; 294
Relief, 2010 160
Single Season Highs.....266; 291
Spring Training 433
Starting, 2010.....160
Top Ten, All-Time.....276
Top Ten, Single Season.....274
Year-By-Year.....258
Yearly Leaders, Blue Jays.....266
Player Development 349
Post-Season:
ALCS '85, '89, '91, '92, '93 240
Home Runs 322; 328
World Series '92, '93..... 245-51
Radio 418
Records:
Batting.....288; 290; 296
Biggest Innings.....280
Fielding 289; 293; 297
General 287
Highest Scoring Games.....281
Individual, Season 289-91
Miscellaneous 292
Month 257; 269; 298
Opening Day.....253
Pitching.....289; 291; 297
Rookies, Top Five 303
Season Summary.....199
Won-Loss Breakdown.....259
Year-By-Year.....255
Review, 2010.....158
Rogers Centre:
Facts 428
Firsts 429
Roof Open/Closed 429
Seating Diagram ..... Inside Back Cover
Rookies:
High and Lows.....301
Top Five, Single Season 303

MISCELLANEOUS

Rookie of the Year Award 238
Year by Year 302
Rosters:
2011 154
Spring 153
All-Time 191
Rule 5 Draft, Major League 225
Schedules:
Organizational..... 402-03
Spring 434
Scout of the Year Award.....230
Scouts..... 351-53
Spring Training Directory 431
Standings by Month 257
Streaks:
Games Hitting a Home Run.....321
Winning and Losing.....273
Trades 218
Transactions, 2010.....164
TV 417
Waivers.....420
Webster, R. Howard (Awards).....230
Won-Lost, Best/Worst.....268
Won-Lost Breakdown 257
Won-Lost, Monthly.....269

1-0 Games Breakdown..... 131
2-0 in World Series Play..... 322
10 Consecutive Hits..... 100
20 or More Hits 103
1991 All-Star Game..... 411
2010 Home Run Facts 150
Age When Managers Took Over Their First Game..... 363
Attendance At The Break..... 93
At The All Star Break..... 111
Back-To-Back-To-Back Home Runs 76
Baseball Writer's Association of America..... 311
Birthdays (40-Man Roster/ Manager/Coaches) 36
Blue Jays All-Time Longest Homerless Stretches..... 140
Blue Jays' American League Leaders..... 95
Blue Jays And Arbitration 152
Blue Jays "Big" RBI Games 216
Blue Jays Comebacks..... 102
Blue Jays' Consecutive Winning Streaks by Pitchers .. 99
Blue Jays First Choice in June Draft..... 109
Blue Jays, First HR With Team is Grand Slam 69
Blue Jays Home Postponements 30
Blue Jays' Home Run Records by Position..... 82
Blue Jays Home Runs, First Major League Appearance.... 38
Blue Jays Home Run Trivia..... 42
Blue Jays In First Place..... 48
Blue Jays Longest Hitting Streaks 27
Blue Jays Managers 237
Blue Jays Pitchers — Most Wins vs Losses 70
Blue Jays Pitchers, Top Duos by Wins..... 133
Blue Jays Pitchers Whose ML Debut Came as a Starter 64
Blue Jays' RBI Records by Position..... 82
Blue Jays Switch-Hitters (38).... 307
Blue Jays Teammates With 30+ HR, 30+ 2B & 100+ RBI (One Season)..... 206
Blue Jays Walk-Off Home Runs 255
Blue Jays Who Led League in Fielding Percentage..... 106
Blue Jays World Series/LCS Shares..... 246
Call It a Draw 59
Canadian Baseball Hall of Fame and Museum 228
Canadians In The Blue Jays System 135
Consecutive Games With At Least 1 RBI 262
Consecutive Wins in Consecutive Game Starts 99
Doubleheader 44
Fewest Games to 1,000 Hits in Blue Jay History 263
Fewest Games to 500 RBI as a Blue Jay..... 263
First Major League Hit as a Home Run 38
First to 100 Home Runs 149
First Trip Lucky 251
Five Hits Or More..... 318
Four Consecutive Extra Inning Games..... 126
Game Delays at Rogers Centre..... 148
"Get Your Tickets Here"..... 32
Hitting For The Cycle 58
Home Run Breakdown vs Each Club (Last Season) 67
Home Runs At Rogers Centre .. 210
Home Sellout Streaks — Regular Season..... 190
How Long Did It Take 49
Jays With 6+ Multi-HR Games in One Season..... 149
Largest Lead Changes 102
Leading Off..... 58
Longest Hitless Streaks 265
Longest Rain Delays..... 25
Mileage 89
Minor League Player of the Year..... 55
Most Home Runs Hit in 3 Game Series 52
Most HR by Blue Jays' Top Duo, All-Time (Top 5) 145
Most Wins in Relief in One Season 86
Multiple 20-Plus Home Run Seasons 310
Name The Team Contest..... 22
Near No-Hitters Spoiled in the 9th Inning 108
Non-Pitchers Who Pitched for the Blue Jays 276
No Sweeps..... 325
Oldest & Youngest Blue Jays 77
Over Under 120
Perfect Starts to a Season 129
Pitchers At The Plate..... 51
Players With Most Seasons as a Blue Jay..... 277
Reaching Base 300 Times..... 138
Rogers Centre 500 Level Home Runs 315
Shutouts 144
Stieb's No-Hitter..... 270
Ten Home Run Game 216
The Original Blue Jays..... 217
Tip O'neill Award..... 90
Top All-Time Attendance Marks 187
Toronto Blue Jays Ownership..... 9
Toronto Ground Rules — Rogers Centre..... 415
Triple Plays 73
Winning And Losing Streaks — Home And Road 87
Winning While Getting Out-Hit by 9 or More..... 150
World Series Rings 251
Youngest Blue Jays To Record First Multi-Homer Game..... 315

Copyright © 2011 by the Toronto Blue Jays Baseball Club. All rights reserved. The use of any part of this publication reproduced, transmitted in any form or by any means, electronic, mechanical, photocopying, recording, or otherwise or stored in a retrieval system, without the prior written consent of the publisher – or in the case of photocopying or other reprographic copying, a license from the Canadian Reprography Collective – is an infringement of copyright law. All information is current to February 17, 2011. Entire contents are the property of the Toronto Blue Jays Baseball Club and cannot be reprinted in whole or in part without permission of the Blue Jays Communications Department.

Trade edition published by: Dan Diamond and Associates, Inc. (416) 531-6535
Distributed by: North 49 Books (416) 449-4000.
Printed and bound in Canada by: General Printers, Oshawa
Typesetting and data management by: Caledon Data Management (519) 866-5900
ISBN 978-1-894801-21-8