

# GAME INFORMATION

Atlanta Braves Baseball Communications Department • Truist Park • Atlanta, GA 30339  
404.522.7630 | braves.com |  /braves |  @braves |  @bravescomms |  @braves



ATLANTA BRAVES (75-84, 4th NL East, -19.0)

vs.

PITTSBURGH PIRATES (69-90, 5th NL Central, -27.0)

LH Joey Wentz (5-6, 5.46) vs. RH Mitch Keller (6-15, 4.22 ERA)

Game No. 160 • Home Game No. 79

September 26, 2025 • 7:15 p.m. • Truist Park • Atlanta, GA • FDSN/Gray TV

## Solo Homers

Atlanta scored three runs on Wednesday afternoon, and all three came via solo home runs by Drake Baldwin, Marcell Ozuna and Eli White.


Each of Atlanta's last nine home runs have come with no one on base, dating to Drake Baldwin's two-run shot in the third inning last Saturday at Detroit.


One hundred ten of Atlanta's 187 total home runs this season have been solo shots. Both the 187 total homers and 110 solo shots are tied for 11th most in the majors.


## Braves Breakdown


Overall .....	75-84
Home.....	38-40
Road.....	37-44
Day .....	22-28
Night .....	53-56
Current Streak.....	L1
Last 5 Games .....	4-1
Last 10 Games .....	9-1
March/April.....	14-16
May.....	13-14
June.....	11-15
July.....	8-17
August.....	16-13
September .....	13-9
Vs. LHSP .....	23-20
Vs. RHSP .....	52-64
Series Opener.....	26-25
Series Opener at Home .....	14-11
Series Opener on Road.....	12-14
By Series .....	21-28-2
By Home Series.....	10-14-1
By Road Series.....	11-14-1
Rubber Games .....	8-14
Sweeps/Were Swept .....	5-8
Scored First .....	42-23
Opponent Scored First.....	33-61
1-run games .....	21-35
1 or 2 run games.....	30-45
Comeback Wins.....	41-31
Last AB Wins .....	20-19
Walkoff Wins.....	5-11
Extra Innings.....	8-8
Led After 6.....	55-10
Led After 7 .....	56-8
Led After 8.....	63-2
Tied After 6.....	8-13
Tied After 7.....	9-11
Tied After 8.....	10-13
Behind After 6.....	12-61
Behind After 7.....	10-65
Behind After 8.....	2-69
Division Games .....	30-22
Vs. Other Divisions .....	45-62
Vs. A.L. Teams .....	22-26
Vs. N.L. Teams.....	53-58
Vs. A.L. East.....	6-12
Vs. A.L. Central.....	12-3
Vs. A.L. West.....	4-11
Vs. N.L. East .....	30-22
Vs. N.L. Central .....	14-14
Vs. N.L. West .....	9-22
Hit 0 HR .....	16-35
Hit 1+ HR .....	59-49
Hit 2+ HR.....	36-17
Scored 3 or Fewer Runs .....	7-62
Scored 4 or More Runs .....	68-22
Scored 5 or More Runs.....	55-12
Allowed 3 or Fewer Runs .....	51-21
Allowed 4 or More Runs.....	24-63
Allowed 5 or More Runs.....	14-51
More Hits than Opponent .....	61-20
Fewer Hits than Opponent .....	8-59
Committed No Errors .....	59-51
Committed 1 or More Errors..	16-33
Before All-star Game .....	42-53
After All-star Game.....	33-31
Starter Goes at least 5 inn.....	64-50
Starter Goes at least 6 inn.....	43-29
Starter Goes at least 7 inn.....	21-8


**TONIGHT'S GAME:** The Braves and Pirates tonight open a three-game weekend series with the fourth of six matchups between the teams this season...This weekend marks the final games of the 2025 season for the two clubs.


 Atlanta dropped two-of-three games in Pittsburgh earlier this season, May 9-11, with all three games decided by a single run.

 The Braves and Pirates split six games between the clubs last season, with Atlanta going 1-2 at PNC Park and 2-1 at home.


 With the split last year, Atlanta has still not lost the season set with Pittsburgh since the 2017 season, going a combined 29-14 (.674) since 2018...That includes a perfect 7-0 record against the Pirates in 2022, one of just three instances in the franchise's modern era that they swept a season series of seven or more games with an opponent.

 Atlanta has never lost a series to Pittsburgh here at Truist Park, going 19-6 (.760) against the Pirates here at home since the facility opened in 2017...Pittsburgh's six wins and .240 winning percentage are both the lowest of any NL team in this stadium.


 LH Joey Wentz is set to make the first start and third overall appearance of his career versus Pittsburgh, and owns a 6.75 ERA (3 ER/4.0 IP) without a decision against his former club...The 6-foot-5, 220-pound Kansan made 27 relief appearances for the Pirates between the 2024 and 2025 seasons, compiling a 3-1 record with a 3.32 ERA (14 ER/38.0 IP) for the club.

 RH Mitch Keller tonight makes the seventh start of his career against the Braves, and is 1-3 with a 7.94 ERA (25 ER/28.1 IP) all-time against the club...The 6-foot-3, 212-pound Iowa native earned his lone win against Atlanta in his last turn versus the Braves, allowing just one run over 6.2 innings on May 25 of last season...The right-hander has lost each of his last four starts dating to August 31, going 0-4 despite a 3.32 ERA (8 ER/21.2 IP) in that span.

**ONE-RUN GAMES:** Atlanta's season-best winning streak of 10 games was snapped on Wednesday afternoon, following a loss, 4-3, to Washington...The defeat was the Braves' 35th loss this season by a single run.

 Atlanta's 35 one-run losses this season are tied for the most in baseball, and the club's 21-35 (.375) record in such games is the lowest winning percentage in the NL...Only Minnesota (15-26, .366) and Chicago (14-35, .286) have a lower such record in the majors.


 Dating to the start of 2024, Atlanta's 39-60 (.394) record in one-run games is also lowest in the NL.


 If Atlanta had played to just a .500 record in its 56 one-run games this season, the Braves' 82-77 (.516) record would be tied for the final NL Wild Card spot this season.


## Braves vs. Pirates

	2024	2025	All-Time
Overall (since 1900)	3-3	1-2	924-1059-12
Atlanta Era (since '66)	---	---	288-280
at Atlanta	2-1	---	161-124
Truist Park ('17)	---	---	17-6
at Turner Field ('97-'16)	---	---	46-26
at Pittsburgh (since '66)	1-2	1-2	128-157
at PNC Park (since '01)	---	---	39-40


**BRAVE OF THE YEAR:** The Atlanta chapter of the Baseball Writers' Association of America today named first baseman Matt Olson as the 2025 Brave of the Year... The award has been given out annually since the Braves moved to Atlanta in 1966.


 Olson received 11 of the 13 total votes this season, while rookie Drake Baldwin earned the other two... He is the fourth first baseman to receive the honor, joining Freddie Freeman, who won the award five times, and Willie Montañez and Gerald Perry, who won once each.


 Olson has batted .272/.367/.481 on the season, and leads Atlanta in games (159), runs (95), hits (167), doubles (40), homers (28), RBI (93) and bWAR (6.0)...He was one of three Braves elected to participate in the 2025 All-Star Game.

 He leads all first baseman in baseball this season in both major WAR metrics, owning 6.0 bWAR and 4.6 fWAR.


**TEN HOMERS:** Eli White came off the bench on Wednesday afternoon and sent the very first pitch he saw out to center field for his 10th home run of the season... Each of his last two shots have come as a pinch hitter.


 White became the 10th different Braves batter with at least 10 homers this season, joining Matt Olson (28), Marcell Ozuna (21), Ronald Acuña Jr. (20), Drake Baldwin (19), Michael Harris II (19), Ozzie Albies (16), Austin Riley (16), Sean Murphy (16) and Jurickson Profar (14).


 The Braves are one of just three teams in baseball with double-digit 10-homer players, joining the Yankees and Phillies who also have 10.

 The Braves also had 10 such players in 2023, and had a franchise-record 11 players with at least 10 homers last year...No other team in baseball has done so in each of the last three years...However, just 26 different players have hit at least a single homer with Atlanta since the start of 2023, more than just Philadelphia (25) in the majors.

**DRAKE BALDWIN:** Provided one of three runs for Atlanta's offense on Wednesday afternoon, hitting a solo shot in the sixth inning and going 1-for-4 on the day... Baldwin recorded his 19th homer and 79th RBI while hitting .274 on the season.

 Among all 17 National League rookies with at least 200 at-bats, Baldwin ranks first in RBI (79), second in homers (19) and total bases (183), and third in average (.274), slugging (.464), OPS (.805), extra-base hits (tied, 36) and runs scored (tied, 55).

 His 3.2 bWAR this season are also the most by any rookie in the National League, and trails just the Athletic's Nick Kurtz (5.3) among rookie batters in the majors.

 Baldwin has at least one hit in each of his last eight games dating to September 16, and is batting .387/.441/.839 with a 1.280 OPS and three homers in that span.

## Upcoming Schedule and Probable Pitchers

DATE	OPP.	PROBABLE PITCHERS	TV	TIME
Sat, Sept. 27	vs. PIT	RH Spencer Strider (7-13, 4.45) vs. RH Bubba Chandler (3-1, 4.56 ERA)	FDSN	7:15p
Sun, Sept. 28	vs. PIT	RH Charlie Morton (9-11, 5.89) vs. RH Johan Oviedo (2-0, 3.57 ERA)	FDSN	3:15p

All times listed are Eastern; All games broadcast on 680 The Fan and the Braves Radio Network  
FDSN - FanDuel Sports Network



Braves Bullpen Briefs														
Dylan Dodd • LHP • 6-2 • 210 • 27 yrs • #46														
Cutter (55.8%) -- Four-Seam (35.8%) -- Slider (8.4%)														
W-L	ERA	G	IP	H	R	ER	HR	BB	SO	FIP	WHIP	H/9	BB/9	K/9
1-0	3.74	27	33.2	28	14	14	5	5	30	3.83	0.980	7.5	1.3	8.0
Saves/Opp: 0/1		Holds: 2		1st Batter/Retired: 26/16				Inherited Runners/Scored: 20/8						
<ul style="list-style-type: none"><li>• <b>Splits</b> - Lefties: .326 (15-for-46) -- Righties: .167 (13-for-78) -- Home: 0-0, 4.34 ERA -- Away: 0-0, 3.00 ERA</li><li>• Eleven of his last 13 appearances have been scoreless...Owns a 2.70 ERA in these games dating to August 4.</li><li>• Pitched 3.2 scoreless innings of relief, Sept. 13 vs. HOU...It was the longest relief appearance of his career, and the longest scoreless relief outing by a Brave since Spencer Strider went 4.0 scoreless out of the pen on May 6, 2022.</li><li>• Is pitching primarily as a reliever for the first time this season...Has made 27 appearances with Atlanta and 24 with Triple-A Gwinnett out of the bullpen, after making 72 starts as a professional over the previous four years.</li></ul>														
Raisel Iglesias • RHP • 6-2 • 190 • 35 yrs • #26														
Four-Seam (38.7%) -- Changeup (28.0%) -- Sinker (23.1%) -- Slider (10.1%)														
W-L	ERA	G	IP	H	R	ER	HR	BB	SO	FIP	WHIP	H/9	BB/9	K/9
4-6	3.31	68	65.1	50	25	24	8	15	70	3.37	0.995	6.9	2.1	9.6
Saves/Opp: 28/33		Holds: 2		1st Batter/Retired: 68/52				Inherited Runners/Scored: 10/5						
<ul style="list-style-type: none"><li>• <b>Splits</b> - Lefties: .205 (26-for-127) - Righties: .212 (24-for-113) - Home: 3-4, 4.14 ERA - Away: 1-2, 2.22 ERA</li><li>• He has converted 17 consecutive save opportunities, last blowing a chance on July 26 at Texas...It is the longest consecutive saves streak in the majors.</li><li>• Owns a 1.31 ERA (6 ER/41.1 IP) over his last 43 games dating to June 9, and has lowered his ERA in this span by 3.44 points for the season. (6.75 to 3.31)...His 1.5 fWAR since that date is best in the NL.</li><li>• Became the 40th pitcher in history, and fifth active, with 250 saves when he converted on Sept. 16 vs. WSH.</li><li>• Was named NL Reliever of the Month for August, the third consecutive August in which he has won the award.</li><li>• His 96 saves with the Braves rank fifth in franchise history.</li></ul>														
Pierce Johnson • RHP • 6-2 • 202 • 34 yrs • #38														
Curveball (72.1%) -- Four-Seam (22.5%) -- Cutter (5.4%)														
W-L	ERA	G	IP	H	R	ER	HR	BB	SO	FIP	WHIP	H/9	BB/9	K/9
3-3	2.48	64	58.0	48	17	16	7	19	57	3.78	1.155	7.4	2.9	8.8
Saves/Opp: 1/4		Holds: 16		1st Batter/Retired: 64/50				Inherited Runners/Scored: 28/10						
<ul style="list-style-type: none"><li>• <b>Splits</b> - Lefties: .253 (23-for-91) - Righties: .214 (25-for-117) - Home: 2-0, 0.91 ERA -- Away: 1-3, 4.13 ERA</li><li>• Owns career bests in ERA (2.48), bWAR (1.6), WHIP (1.155) &amp; walks per 9.0 (2.9) this season.</li><li>• His 2.48 ERA on the season ranks eighth in the National League among right-handers with as many appearances... Dating to his Braves debut on July 26, 2023, his 2.69 ERA ranks 11th in the NL, regardless of pitching hand, among relievers with at least 100 appearances.</li><li>• Has thrown 678 curveballs curveballs this season, and throws the pitch 72.1% of the time...No other reliever in baseball has thrown even 400 curveballs this year.</li></ul>														
Tyler Kinley • RHP • 6-4 • 220 • 34 yrs • #45														
Slider (64.3%) -- Four-Seam (23.1%) -- Curveball (11.6%) -- Changeup (0.9%)														
W-L	ERA	G	IP	H	R	ER	HR	BB	SO	FIP	WHIP	H/9	BB/9	K/9
6-3	4.08	71	70.2	53	35	32	6	33	73	3.71	1.217	6.8	4.2	9.3
Saves/Opp: 3/6		Holds: 13		1st Batter/Retired: 71/58				Inherited Runners/Scored: 25/9						
<ul style="list-style-type: none"><li>• <b>Splits</b> - Lefties: .207 (25-for-121) - Righties: .196 (28-for-143) - Home: 2-1, 5.29 ERA - Away: 4-2, 3.05 ERA</li><li>• Snapped his major league-best scoreless streak at 19.1 innings in his last outing, allowing a solo home run to Washington's James Wood...It was the longest of his career.</li><li>• Atlanta acquired him via trade from Colorado on July 30, and through 22 appearances with the Braves he owns a 5-0 record with a 0.78 ERA (2 ER/23.0 IP)...He pitched to a 5.66 ERA in 49 games with Colorado.</li><li>• Owns 1.2 bWAR in just 22 games with the Braves...Compiled -0.4 bWAR over 134 games with the Rockies since the start of 2023.</li></ul>														
Dylan Lee • LHP • 6-3 • 214 • 31 yrs • #52														
Slider (55.5%) -- Four-Seam (31.2%) -- Changeup (13.2%)														
W-L	ERA	G	IP	H	R	ER	HR	BB	SO	FIP	WHIP	H/9	BB/9	K/9
2-4	3.29	74	68.1	53	27	25	13	14	76	4.01	0.980	7.0	1.8	10.0
Saves/Opp: 0/0		Holds: 18		1st Batter/Retired: 73/58				Inherited Runners/Scored: 32/7						
<ul style="list-style-type: none"><li>• <b>Splits</b> - Lefties: .200 (22-for-110) - Righties: .223 (31-for-139) - Home: 1-1, 3.63 ERA - Away: 1-3, 2.94 ERA</li><li>• Has allowed two runs over 10 September appearances, pitching to a 2.08 ERA for the month.</li><li>• Owns a 5.28 ERA over 36 games dating to July 1...Pitched to a 1.67 ERA in 38 games through June 30.</li><li>• Has thrown his slider 612 times, and has surrendered just 22 hits on it...Among pitchers that have thrown as many, those 21 hits are the fewest in Major League Baseball.</li><li>• Owns the sixth-best ERA (2.74) of any left-handed pitcher with at least 100 appearances since the 2024 season.</li></ul>														
Joel Payamps • RHP • 6-2 • 217 • 31 yrs • #53														
Slider (46.2%) -- Four-Seam (37.6%) -- Sinker (14.8%) -- Changeup (1.0%) -- Cutter (0.5%)														
W-L	ERA	G	IP	H	R	ER	HR	BB	SO	FIP	WHIP	H/9	BB/9	K/9
0-1	6.93	29	24.2	29	19	19	3	9	24	4.12	1.541	10.6	3.3	8.8
Saves/Opp: 1/1		Holds: 4		1st Batter/Retired: 29/20				Inherited Runners/Scored: 13/4						
<ul style="list-style-type: none"><li>• <b>Splits</b> - Lefties: .447 (17-for-38) - Righties: .203 (12-for-59) - Home: 0-0, 3.65 ERA - Away: 0-1, 10.22 ERA</li><li>• Atlanta claimed him off waivers from Milwaukee on Monday afternoon, and he pitched 1.0 scoreless inning with two strikeouts in his Braves debut Tuesday night...Was 0-1 with a 7.23 ERA through 28 games w/ Milwaukee.</li><li>• He went 10-12 with a 2.78 ERA over 137 games for Milwaukee in the previous two seasons, and his 2.7 bWAR over 2023-24 ranked ninth among all relievers in the NL.</li></ul>														
Hunter Stratton • RHP • 6-4 • 225 • 28 yrs • #65														
Four-Seam (46.6%) -- Slider (28.6%) -- Cutter (21.4%) -- Sinker (2.2%) -- Split Finger (1.2%)														
W-L	ERA	G	IP	H	R	ER	HR	BB	SO	FIP	WHIP	H/9	BB/9	K/9
1-1	5.50	14	18.0	23	12	11	3	6	14	5.26	1.611	11.5	3.0	7.0
Saves/Opp: 1/2		Holds: 3		1st Batter/Retired: 14/7				Inherited Runners/Scored: 7/5						
<ul style="list-style-type: none"><li>• <b>Splits</b> - Lefties: .424 (14-for-33) -- Righties: .221 (9-for-41) -- Home: 0-0, 9.64 ERA -- Away: 0-1, 4.05 ERA</li><li>• Was recalled by Atlanta on Sept. 12, his fifth stint with the club after being acquired from the Pirates on July 1... Owns a 2.35 ERA (4 ER/15.1 IP) over 11 total games with the Braves.</li><li>• Before his Braves debut on July 25, all of his major league experience had come with the Pittsburgh Pirates, including three games this season...Has pitched to a 3-2 lifetime record and a 3.92 lifetime ERA (29 ER/66.2 IP).</li><li>• In 11 games with Triple-A Gwinnett (10) and Double-A Columbus (1) this season, has pitched to a 1.46 ERA.</li></ul>														
Jose Suarez • LHP • 5-10 • 225 • 27 yrs • #54														
Four-Seam (42.0%) -- Changeup (27.9%) -- Slider (17.8%) -- Sinker (6.9%) -- Curveball (5.4%)														
W-L	ERA	G	IP	H	R	ER	HR	BB	SO	FIP	WHIP	H/9	BB/9	K/9
2-0	1.96	6	18.1	14	5	4	1	9	16	3.58	1.255	6.9	4.4	7.9
Saves/Opp: 1/1		Holds: 1		1st Batter/Retired: 5/4				Inherited Runners/Scored: 1/0						
<ul style="list-style-type: none"><li>• <b>Splits</b> - Lefties: .156 (5-for-32) -- Righties: .273 (9-for-33) -- Home: 1-0, 1.23 ERA -- Away: 1-0, 2.45 ERA</li><li>• Was recalled by Atlanta on September 16, and is 1-0 with a 1.64 ERA (2 ER/11.0 IP) in three games, one start, since returning to the Braves.</li><li>• In 13 games, 11 starts, in the minors this season, went 5-1 with a 3.50 ERA and 69 strikeouts in 61.2 innings.</li></ul>														

Team Bullpen Totals										
W-L: 30-26			SV-OPP: 33-54			ERA: 4.21				
IP: 556.1			R: 280			ER: 260				
HITS/HR: 489/76			BB: 214			SO: 539				
1st Batter Faced/Retired/Pct.: 509/358 (70.3%)										
Inherited Runners/Scored/Pct.: 213/83 (39.0%)										
Home ERA: 4.49			Road ERA: 3.87							

Braves Bullpen By Month										
Month	W-L	ERA	SV-OP	IP	H	R	ER	BB	SO	HR
April	8-3	3.59	6-10	85.1	58	35	34	40	81	9
May	3-5	3.26	4-8	85.2	77	37	31	36	87	8
June	1-1	3.40	2-4	76.2	64	31	29	25	83	7
July	4-6	6.02	4-8	104.2	100	76	70	43	102	17
August	8-2	3.76	11-13	107.2	100	47	45	36	90	17
September	4-2	4.48	6-9	76.1	70	41	38	27	77	14

Bullpen Ranks								
	ERA	IP	*H	*BB/9	K/9	*HR/9	HLD	SV
N.L. Rank:	9th	13th	4th	8th	6th	11th	13th	14th
MLB Rank:	19th	26th	6th	15th	14th	23rd	26th	27th
*1st = Best								

Most Recent Appearances										
DYLAN DODD										
DATE	OPP.	DEC.	IP	H	R	ER	BB	SO	HR	
9/7	vs. SEA	ND	3.1	5	3	3	0	2	1	
9/13	vs. HOU	ND	3.2	0	0	0	2	4	0	
9/17	at WSH	H, 2	0.1	2	0	0	0	0	0	
9/20	at DET	W, 1-0	1.0	0	0	0	0	1	0	
9/21	at DET	ND	0.1	2	2	2	1	0	0	
Last 5		1-0, 5.19	8.2	9	5	5	3	7	1	
RAISEL IGLESIAS										
DATE	OPP.	DEC.	IP	H	R	ER	BB	SO	HR	
9/14	vs. HOU	ND	1.0	0	0	0	0	2	0	
9/16	at WSH[1]	S, 26	1.0	0	0	0	1	2	0	
9/20	at DET	S, 27	1.0	0	0	0	0	0	0	
9/21	at DET	ND	0.2	0	0	0	0	1	0	
9/23	vs. WSH	S, 28	1.0	0	0	0	1	1	0	
Last 5		0-0, 0.00	4.2	0	0	0	2	6	0	
PIERCE JOHNSON										
DATE	OPP.	DEC.	IP	H	R	ER	BB	SO	HR	
9/16	at WSH[1]	ND	1.0	2	1	1	0	1	0	
9/17	at WSH	ND	0.2	1	0	0	0	0	0	
9/20	at DET	ND	0.1	1	1	1	0	1	1	
9/21	at DET	H, 16	0.1	1	0	0	1	1	0	
9/24	vs. WSH	ND	1.0	2	0	0	0	0	0	
Last 5		0-0, 5.40	3.1	7	2	2	1	3	1	
TYLER KINLEY										
DATE	OPP.	DEC.	IP	H	R	ER	BB	SO	HR	
9/13	vs. HOU	ND	1.0	0	0	0	0	0	0	
9/16	at WSH[2]	W, 6-3	2.0	2	0	0	0	1	0	
9/19	at DET	ND	1.0	0	0	0	0	0	0	
9/21	at DET	H, 13	1.0	2	0	0	0	1	0	
9/24	vs. WSH	ND	1.0	1	1	1	0	2	1	
Last 5		1-0, 1.50	6.0	5	1	1	0	4	1	
DYLAN LEE										
DATE	OPP.	DEC.	IP	H	R	ER	BB	SO	HR	
9/15	at WSH	ND	1.0	0	0	0	0	0	0	
9/17	at WSH	H, 17	1.1	0	0	0	0	2	0	
9/20	at DET	ND	0.2	1	1	1	0	2	0	
9/21	at DET	H, 18	0.2	0	0	0	0	1	0	
9/23	vs. WSH	H, 19	1.0	1	1	1	0	2	1	
Last 5		0-0, 3.86	4.2	2	2	2	0	7	1	
JOEL PAYAMPS										
DATE	OPP.	DEC.	IP	H	R	ER	BB	SO	HR	
9/7	at PIT!	ND	1.0	2	1	1	1	2	0	
9/14	vs. STL!	ND	1.0	0	0	0	2	2	0	
9/16	vs. LAA!	ND	1.0	0	0	0	0	0	0	
9/19	at STL!	ND	1.1	0	0	0	0	1	0	
9/23	vs. WSH	H, 4	1.0	0	0	0	0	2	0	
Last 5		0-0, 1.69	5.1	2	1	1	3	7	0	
HUNTER STRATTON										
DATE	OPP.	DEC.	IP	H	R	ER	BB	SO	HR	
9/14	vs. HOU	W, 1-1	2.0	2	1	1	1	2	1	
9/17	at WSH	H, 2	0.2	0	0	0	0	1	0	
9/19	at DET	ND	1.0	0	0	0	0	2	0	
9/20	at DET	BS, 1	1.0	1	1	1	0	0	1	
9/22	vs. WSH	H, 3	1.0	0	0	0	1	1	0	
Last 5		1-0, 3.17	5.2	3	2	2	1	6	2	
JOSE SUAREZ										
DATE	OPP.	DEC.	IP	H	R	ER	BB	SO	HR	
9/4	vs. DUR*^	W, 3-1	6.0	5	2	2	1	8	2	
9/10	at NSH*^	ND	5.0	7	3	3	2	7	0	
9/16	at WSH*	W, 2-0	7.0	6	2	2	2	9	0	
9/21	at DET	ND	1.0	0	0	0	0	0	0	
9/22	vs. WSH	S, 1	3.0	5	0	0	0	2	0	
Last 3 w/	ATL	1-0, 1.64	11.0	11	2	2	2	11	0	

^ with Guinnett; \* as starter



Braves Bits	
Ronald Acuña Jr. • OF • 6-0 • 205 • 27 yrs • #13	
<b>WSH Series:</b> .300 (3–10, 3 R, 2 HR, 3 RBI, 4 BB) <b>Last HR:</b> 9/23/25 vs. WSH (B. Lord) <b>Homestand:</b> .300 (3–10, 2 HR, 3 RBI, 4 BB) <b>Current Streak:</b> 4 games (5–14, 2 HR, 4 RBI) <b>Season Long Streak:</b> 8 games (2x, last: 6/9–18, .577, 15–for–26, 4 HR, 7 RBI, 11 R, 9 BB)	
<div><ul style="list-style-type: none"><li>On September 8, snapped his 25-at-bat hitless spell, which was the longest of his career and the longest active in MLB...Since that date, has batted .345/.479/.621 (20-for-58) with 14 runs, five homers, nine RBI and 14 walks.</li><li>Has drawn 13 walks in his last 10 games dating to September 14, the most in MLB.</li><li>Has three leadoff homers this season and 37 in his career – most in franchise history.</li></ul></div>	
Nick Allen • INF • 5-8 • 166 • 26 yrs • #2	
<b>WSH Series:</b> .250 (1–4, RBI, BB) <b>Last HR:</b> 4/25/24 at NYY (N. Cortes) <b>Homestand:</b> .250 (1–4, RBI, BB) <b>Current Streak:</b> 0–1 (BB) <b>Season Long Streak:</b> 5 games (5/15–5/20, 6–for–16, 3 RBI, 2 R, 3 BB, SB)	
<div><ul style="list-style-type: none"><li>Hasn't homered in 403 consecutive at-bats, dating to April 25, 2024...That's the second-longest active streak in MLB behind Chandler Simpson (TB, 404).</li><li>Ranks sixth in MLB, regardless of position, in OAA (18, tied)...Ranks fifth among shortstops in DRS (12) behind T. Walls (TB, 17), M. Betts (17), C. Seager (15), Z. Neto (13).</li></ul></div>	
Nacho Alvarez Jr. • INF • 5-10 • 190 • 22 yrs • #67	
<b>WSH Series:</b> .100 (1–10, RBI, BB) <b>Last HR:</b> 9/20/25 at DET (K. Finnegan) <b>Homestand:</b> .100 (1–10, RBI, BB) <b>Current Streak:</b> 0–9 <b>Season Long Streak:</b> 7 games (8/17–23, 11-for–27, 6 R, 3 2B, 3 RBI, BB)	
<div><ul style="list-style-type: none"><li>On September 20, homered twice, the first of which was his first MLB longball...The last Brave to have his first career home run come as part of a multi-homer effort was Derek Lilliquist on May 1, 1990 against the New York Mets (credit Elias).</li><li>Has 31 hits in his last 35 games, including at least one knock in 22 of those 35 contests.</li></ul></div>	
Drake Baldwin • C • 6-0 • 210 • 24 yrs • #30	
<b>WSH Series:</b> .308 (4–13, 3 R, 2B, HR, 3 RBI) <b>Last HR:</b> 9/24/25 vs. WSH (Fernández) <b>Homestand:</b> .308 (4–13, HR, 3 RBI) <b>Current Streak:</b> 8 games (12–31, 11 R, 7 XBH, 11 RBI) <b>Season Long Streak:</b> 8 games (9/16–pres., 12-for–31, 9 R, 3 2B, 3 HR, 11 RBI, 3 BB)	
<div><ul style="list-style-type: none"><li><b>National League Rookie Ranks (min. 100 games):</b> RBI (1st, 79), slugging percentage (1st, .464), OPS (1st, .805), batting average (1st, .274), home runs (2nd, 19), total bases (2nd, 183), OBP (3rd, .341).</li><li>Is slashing .366/.409/.780 (15-for-41) in his last 10 games with a 1.190 OPS.</li><li>From September 16–22, logged an extra-base hit and an RBI in six straight games, both of which were the longest active streaks in MLB..Became the first rookie catcher in MLB history (since 1920) to record at least one extra-base hit and one RBI in six consecutive games.</li><li>Since 1947, Baldwin is just the seventh rookie catcher (min. 51% of games) to reach 35 extra-base hits and 78 RBI, and the first to do so since Geovany Soto in 2008...Of the first six such catchers to reach those stats, five were named Rookie of the Year.</li><li>Since 1995, just two other Atlanta rookie catchers have hit multiple go-ahead homers in a single season: William Contreras (3, 2021) and Jarrod Saltalamacchia (2, 2007).</li><li>Baldwin recorded 10 RBI in the Miami Series (August 7-9), the most by any Braves rookie in a single series in the Atlanta era (since 1966).</li><li>Baldwin has hit the second-most homers by an Atlanta rookie catcher, only trailing Earl Williams (33, 1971).</li></ul></div>	
Vidal Bruján • INF • 5-9 • 180 • 27 yrs • #17	
<b>WSH Series:</b> ---- <b>Last HR:</b> 8/10/24 vs. SD (M. Waldron) <b>Homestand:</b> ---- <b>Current Streak:</b> 1 game (2–3, R, BB) <b>Season Long Streak:</b> 4 games (8/18–23), 7–7, .571, 2 R, 2 RBI)	
<div><ul style="list-style-type: none"><li>This season, the switch-hitter has batted .250 (18-for-72) against right-handed pitchers and .267 (4-for-15) against southpaws.</li></ul></div>	
Michael Harris II • OF • 6-0 • 195 • 24 yrs • #23	
<b>WSH Series:</b> .500 (6–12, 3 R, 2 HR, 5 RBI, 4 SB) <b>Last HR:</b> 9/23/25 vs. WSH (K. Pilkington) <b>Homestand:</b> .500 (6–12, 2 HR, 5 RBI, 4 SB) <b>Current Streak:</b> 4 games (8–17, 2 HR, 6 RBI) <b>Season Long Streak:</b> 12 games (8/8–19, .471, 24-for–51, 6 HR, 4 2B, 17 RBI, 11 R)	
<div><ul style="list-style-type: none"><li>On September 23, logged his sixth career multi-home run game, and his first in over a year...Last had one on September 19, 2024 at Cincinnati...Became one of nine Braves in franchise history with at least six multi-homer games before turning 25...He joined Eddie Mathews (19), Bob Horner (17), Andruw Jones (13), Ronald Acuña Jr. (9), Henry Aaron (8), Earl Williams (7), Ozzie Albies (7), Dale Murphy (6) and Jeff Francoeur (6).</li><li>Since August 9, is tied for fourth in MLB with 34 RBI.</li><li>Has 24 multi-hit efforts since July 22 vs. San Francisco, tied for second-most in MLB.</li><li>Has drawn just 16 walks this season, the fewest among MLB qualifiers.</li><li>Is one of six qualified batters with a higher home run (3.0%) rate than walk rate (2.5%), and the only one in the N.L.....The last Brave to do so in a full season was J. Francoeur in 2006.</li><li>From July 22-August 18, led the majors in hits (46), batting average (.426), slugging percentage (.778), triples (3), extra-base hits (19, tied), total bases (84) and OPS (1.214).</li><li>From July 22-August 18, recorded 46 hits in a 26-game span, the most by any Brave in 26 games since Martín Prado in 2010 (47 hits)...Harris is the only player with a matching span this season, and the first since Bobby Witt Jr. (47 hits) last season.</li></ul></div>	
Ha-Seong Kim • INF • 5-10 • 200 • 29 yrs • #9	
<b>WSH Series:</b> .167 (2–12, 2 R, BB) <b>Last HR:</b> 9/21/25 at DET (C. Mize) <b>Homestand:</b> .167 (2–12, 2 R, BB) <b>Current Streak:</b> 1 game (1–4) <b>Season Long Streak:</b> 10 games, 9/13–pres. (14–37, .378, 12 R, 2 HR, 8 RBI, 5 BB)	
<div><ul style="list-style-type: none"><li>From September 14–22, scored a run in nine straight games, tied for the third-longest streak in MLB this season...George Springer (TOR, 14 games) and Lawrence Butler (ATH, 10 games) are the only players with longer streaks...He became the first Brave to fashion a streak as long since 2023 (3 players) and the first Braves primary shortstop to do so since Rafael Furcal in 2003 (10 games).</li><li>Has hit three home runs in his last 20 games...The Braves totaled just four homers from the shortstop position in their previous 172 games, dating to 2024.</li><li>Became the first Braves shortstop in more than a year to fashion a hitting streak of at least 10 games...The last to do so was Orlando Arcia (13 games) from July 20–August 2, 2024.</li><li>From 2022–23, accumulated 10.4 bWAR, 10th-most in the N.L. and 18th-most in MLB.</li><li>Is a .289 career batter at Truist Park (26-for-90), including three home runs and 14 RBI...Has a .797 OPS in the venue.</li></ul></div>	
Sandy León • C • 5-10 • 235 • 36 yrs • #8	
<b>WSH Series:</b> ---- <b>Last HR:</b> 9/14/25 vs. HOU (C. Kimbrel) <b>Homestand:</b> ---- <b>Current Streak:</b> 0–7 <b>Season Long Streak:</b> 1 game (9/14, 1–4, 3 RBI)	
<div><ul style="list-style-type: none"><li>On September 14, homered in just his fifth major league at-bat this season, and for the first time since September 22, 2021 while with the Miami Marlins...Homered off Craig Kimbrel, his former teammate and fellow champion of the 2018 World Series.</li><li>Tied for second on Gwinnett's roster with 10 home runs at the time of his call-up.</li><li>The switch hitter owns a career average of .201 against right-handed pitchers and a .220 mark against left-handed pitchers.32) with two extra-base hits.</li></ul></div>	
Matt Olson • INF • 6-5 • 235 • 31 yrs • #28	
<b>WSH Series:</b> .000 (0–15) <b>Last HR:</b> 9/17/25 at WSH (S. Lao) <b>Homestand:</b> .000 (0–15) <b>Current Streak:</b> 0–17 <b>Season Long Streak:</b> 11 games (6/8–6/20, 15-for–41, 2 HR, 5 2B, 15 RBI, 7 R, 7 BB)	
<div><ul style="list-style-type: none"><li><b>MLB Ranks:</b> Doubles (T3rd, 40), Hard-Hit Outs (2nd, 66), walks (9th, 90).</li><li>On Monday was named National League Player of the Week, marking the fourth such honor of his career...Also received it on October 5, 2022, August 13, 2023, and September 10, 2023.</li><li>Has seen the most pitches in MLB this season (3,109), and ranks fourth in pitches per plate appearance (4.37).</li><li>Leads the N.L. in doubles, and only trails Bobby Witt Jr. (KC, 46) and Bo Bichette (TOR, 44) in MLB.</li><li>Leads all first basemen in Defensive Runs Saved (18)...The next closest player is Carlos Santanta with 11.</li><li>On September 19 snapped his streak of at least extra-base hit in seven consecutive games, which was the longest active streak in MLB...It's tied for the longest streak of his career, drawing even with another seven-game streak that lasted August 24–30, 2024.</li><li>On September 19 snapped his streak of having an RBI in seven straight games, which was the longest active streak in MLB and tied for the second longest streak of his career...Had an RBI in 11 straight contests from July 28-August 8, 2023.</li><li>From September 13 through Game 1 of the doubleheader on September 16, homered in four consecutive games...Has now gone deep in four straight games on three total occasions in his career, most recently from September 3–7, 2024 before this instance.</li><li>Has started nine double plays at first base this season, most in the N.L. and second most in MLB...Since joining Atlanta in 2022, his 40 double plays started from first are most in the majors and 11 more than any other first baseman.</li><li>On August 10 vanquished his 19-game homerless spell, his longest this season and longest since his career-worst 26-game drought that occurred from April 8-May 8, 2024.</li><li>Dating to May 2, 2021, he's played in 779 consecutive regular season games; the longest active streak in baseball...It's the second-longest streak since 2000, following Miguel Tejada (1,152, 2000–07)...Since joining Atlanta prior to the 2022 season, he's played in each of the club's 644 regular season games.</li></ul></div>	
Marcell Ozuna • DH • 6-1 • 225 • 34 yrs • #20	
<b>WSH Series:</b> .444 (4–9, 3 R, HR, 2 RBI, 3 BB) <b>Last HR:</b> 9/24/25 vs. WSH (J. Rutledge) <b>Homestand:</b> .444 (4–9, 3 R, 2 RBI, 3 BB) <b>Current Streak:</b> 1 game (1–2, R, HR, 2 BB) <b>Season Long Streak:</b> 5 games (2x, last: 5/24–5/30, 6-for–18, 2 R, 5 BB)	
<div><ul style="list-style-type: none"><li><b>MLB Ranks:</b> Walks (7th, 94).</li><li>Leads MLB in pitches per plate appearance (4.46).</li><li>Is batting .419 on the first pitch this season.</li><li>Owns a career-best 16.2% walk rate this season, third-highest among all qualifiers behind Aaron Judge (NYY, 18.4%) and Juan Soto (NYM, 17.7%).</li><li>From August 7–13, belted five home runs and logged 11 RBI in a six-game span – the third time in his career he's played to those parameters.</li></ul></div>	
Jurickson Profar • OF • 5-11 • 184 • 32 yrs • #7	
<b>WSH Series:</b> .222 (2–9, R, RBI, 5 BB) <b>Last HR:</b> 9/16/25 at WSH (J. Irvin) <b>Homestand:</b> .222 (2–9, R, RBI, 5 BB) <b>Current Streak:</b> 0–5 (3 BB) <b>Season Long Streak:</b> 8 games, Sept. 9–16 (9–30, 6 R, 2B, HR, 3 RBI, 5 BB)	
<div><ul style="list-style-type: none"><li>Since his reinstatement on July 2, he's started 73 games in left field...He's hitting .257 (75-for-292) with 14 home runs, 16 doubles, 43 RBI, 54 runs and 45 walks.</li><li>He is just the ninth player in Atlanta franchise history (since 1966) with at least 25 runs and 25 RBI in a single calendar month (August), and the first since Gary Sheffield scored 26 times and drove in 27 in August of 2003.</li><li>From July 18–August 27, drew 33 walks, most in MLB in that time.</li><li>Logged 13 RBI across a five-game span from August 17–22...Those are easily the most in any five-game span of his career, surpassing a nine-RBI instance in 2019 with the Athletics...Since RBI became official in 1920, Profar is one of just five MLB players to record 13 RBI in a five-game span exclusively out of the leadoff position...He joins Jack Tobin (SLB, 1923), Max Kepler (MIN, 2019), Kyle Schwarber (WSH, 2021) and Shohei Ohtani (LAD, 2024)...Research confirmed by Elias...Since 2008, he joins three other Braves in driving in 13 runs in a five-game span: Freddie Freeman (16 RBI, 2020), Ozzie Albies (13 RBI, 2021) and Austin Riley (16 RBI, 2023).</li></ul></div>	
Eli White • OF • 6-2 • 195 • 31 yrs • #36	
<b>WSH Series:</b> 1.000 (2–2, HR) <b>Last HR:</b> 9/24/25 vs. WSH (J. Ferrer) <b>Homestand:</b> 1.000 (2–2, HR) <b>Current Streak:</b> 2 games (2–2, HR) <b>Season Long Streak:</b> 8 games (2x, last: 5/3–5/10, 9-for-29, 2B, 2 3B, 2 RBI, 3 R, 2 BB, SB)	
<div><ul style="list-style-type: none"><li><b>Since August 2, his 9.50 AB/HR ratio is tied for first in Major League Baseball (min. 50 AB).</b></li><li>Has hit 10 of his 20 career home runs this season.</li><li>Among players with as many-or-fewer at-bats this season (254), his 10 home runs are tied for 10th in Major League Baseball.</li><li>Six of his last 11 hits have been home runs, and seven of those 11 have gone for extra bases, dating to August 2 at Cincinnati.</li></ul></div>	
Luke Williams • INF • 6-1 • 186 • 28 yrs • #37	
<b>WSH:</b> ---- <b>Last HR:</b> 7/3/22 at WSH (E. Fedde) <b>Homestand:</b> ---- <b>Current Streak:</b> 0–1 <b>Season Long Streak:</b> 2 games (5/29–5/30, 2-for–6, 2B, 2 RBI)	
<div><ul style="list-style-type: none"><li>Owns a 94.8 average exit velocity since July 29, best on Atlanta's club (min. 10 PA)...Matt Olson ranks second at 92.9 mph.</li><li>Among the 32 pitchers that have logged at least 5.0 innings pitched for Atlanta this season, Williams' 3.00 ERA (2 ER/6.0 IP) ranks seventh.</li><li>Is one of two N.L. players this season with at least three hits and three pitching strikeouts (also: S. Ohtani, LAD).</li><li>Has a 16.0% strikeout rate in his six pitching appearances.</li></ul></div>	
Brett Wisely • INF • 5-9 • 185 • 26 yrs • #60	
<b>WSH:</b> .000 (0–1, BB) <b>Last HR:</b> 7/4/25 at ATH (J. Perkins) <b>Homestand:</b> .000 (0–1, BB) <b>Current Streak:</b> 0–4 <b>Season Long Streak:</b> 2 games (7/4–5, 3-for–5, 2B, HR, 3 RBI)	
<div><ul style="list-style-type: none"><li>In 19 MLB games since the start of June, has batted .256 (10-for-39) with five extra-base hits and eight RBI...Has drawn six walks in that time.</li><li>In 166 games of major league experience, has slashed .216/.266/.323 (91-for-421).</li><li>Was originally drafted by Tampa Bay in the 15th round of the 2019 MLB First-Year Player Draft...Attended Gulf Coast State College in Panama City, Fla.</li></ul></div>	

Braves Blasts			
HOME RUN BREAKDOWN			
Braves Solo. ....	110	Opponent Solo. ....	109
Braves 2-Run. ....	51	Opponent 2-Run. ....	58
Braves 3-Run. ....	23	Opponent 3-Run. ....	22
Braves Grand Slams. ....	3	Opponent Grand Slams. ....	3
Braves Total. ....	187	Opponent Total. ....	192

2025 BRAVES BACK-TO-BACK HOMERS (8)				
Date	Opp.	Inning	Hitters	Opposing Pitchers(s)
4/4	vs. MIA	7th	Ozuna-Olson	George Soriano
4/12	at TB	8th	Albies-Murphy	Hunter Bigge
5/16	at BOS	2nd	Olson-Murphy	Garrett Crochet
5/17	at BOS	1st	Olson-Ozuna	Lucas Giolito
5/22	at WSH	1st	Olson-Ozuna	Trevor Williams
6/5	vs. AZ	6th	Acuña Jr.-Baldwin	Tommy Henry
8/7	vs. MIA	1st	Baldwin-Ozuna	Eury Pérez
9/15	at WSH	4th	Profar-Olson	Jake Irvin
MULTI-HOMER GAMES				
Player	Career	2025	Last	
Olson	25	0	9/19/24 at CIN	
Ozuna	23	1	8/9/25 vs. MIA (G2)	
	Three-Homer Game (1)	0	9/1/20 at BOS	
Albies	10	1	8/27/25 at MIA	
Riley	8	2	5/4/25 vs. LAD	
Murphy	6	2	7/11/25 at STL	
Profar	6	2	8/27/25 at MIA	
Harris II	6	1	9/23/25 vs. WSH	
Kelenic	2	0	9/29/22 vs. TEX	
White	2	1	8/2/25 at CIN	
Allen	1	0	8/6/23 vs. SF	
Baldwin	1	1	8/7/25 vs. MIA	
Alvarez Jr.	1	1	8/20/25 at DET	

LEADOFF HOMERS			
Player	Career	2025	Last
Albies	10	0	4/23/22 vs. MIA (E. Hernández)
Profar	9	2	8/27/25 at MIA (R. Gusto)
Harris II	2	0	9/17/24 at CIN (B. Williamson)
Kelenic	2	0	6/29/24 vs. PIT (P. Skenes)

GAME-ENDING HOMERS			
Player	Career	2025	Last
Albies	3	0	6/8/23 vs. NYM (T. Hunter)
Olson	3	0	7/24/20 vs. LAA (H. Milner)
Ozuna	2	1	4/10/25 vs. PHI (J. Ross)
Murphy	1	0	4/10/23 vs. CIN (D. Law)
Williams	1	0	6/9/21 vs. ATL (W. Smith)

GRAND SLAMS			
Player	Career	2025	Last
Olson	9	1	7/2/25 vs. LAA (R. Zeferjahn)
Ozuna	7	0	5/23/23 at MIA (B. Garrett)
Albies	5	0	6/11/22 vs. PIT (C. Stratton)
Profar	4	0	6/25/24 vs. WSH (D. Law)
Murphy	2	1	6/28/25 vs. PHI (J. Romano)
Riley	2	0	7/27/21 at NYM (J. Eickhoff)
Harris II	2	1	8/13/25 at NYM (R. Garrett)

PINCH-HIT HOMERS			
Player	Career	2025	Last
White	2	2	9/24/25 vs. WSH (J. Ferrer)
Kelenic	1	0	5/6/22 vs. TB (R. Thompson)
Ozuna	1	0	6/29/14 vs. OAK (T. Milone)
Profar	1	0	9/26/13 vs. LAA (M. Kohn)

INSIDE-THE-PARK HOMERS			
Player	Career	2025	Last
Olson	1	1	5/5/25 vs. CIN (B. Singer)

EJECTIONS			
Player/Manager	Career	2025	Last
Snitker	22	2	8/27/25 at MIA (Mark Wegner)
Profar	3	0	4/20/24 vs. TOR (Ramon De Jesus)
Kelenic	2	0	5/3/23 at OAK (Nestor Ceja)
Ozuna	1	0	8/5/23 at CHC (Ryan Blakney)

Major League Debuts				
Date	Player	Age (Y-D)	Opp.	Batting/Pitching Line
3/27	Drake Baldwin	23-364	at SD	0-for-3, walk
4/22	Nathan Wiles	26-294	vs. STL	ReL., 1.0 IP, 4 H, 3 ER, 1 K, 2 BB, 24 pitches, ND
6/20	Didier Fuentes	20-003	at MIA	GS, 5.0 IP, 6 H, 4 ER, 3 K, 1 BB, 87 pitches, L
9/2	Rolddy Muñoz	25-141	at CHC	ReL., 2.0 IP, 0 H, 0 ER, 1 K, 2 BB, 26 pitches, ND
9/2	Hayden Harris	26-185	at CHC	ReL., 1.0 IP, 0 H, 0 ER, 0 K, 0 BB, 12 pitches, ND

Record by Uniform		
Home White .....	30-23	Road Gray .....
Red Alternate .....	16-13	Navy Alternate .....
City Connect. ....	7-6	

Score by Inning										
	1	2	3	4	5	6	7	8	9	Extras
Opponent	72	80	107	93	65	70	78	66	64	12
Braves	76	54	75	98	68	97	67	100	66	15

Braves Injured/Inactive List				
Player	Pos.	Injury	7/10/15/60-day IL	Games Missed on IL
Joe Jiménez	RHP	Left knee articular cartilage injury	60-day	159
Reynaldo López	RHP	Right shoulder inflammation	60-day	153
AJ Smith-Shawver	RHP	Strained right elbow	60-day	104
Spencer Schwellenbach	RHP	Fractured right elbow	60-day	74
Grant Holmes	RHP	Right elbow inflammation	60-day	54
Austin Riley	INF	Strained lower abdominal muscle	10-day	47
Aaron Bummer	LHP	Left shoulder inflammation	60-day	29
Sean Murphy	C	Right hip labral tear	10-day	16
Daysbel Hernández	RHP	Right shoulder inflammation	60-day	14
Jake Fraley	OF	Strained right oblique muscle	10-day	12
Ozzie Albies	INF	Fractured left hamate	10-day	2
Sean Murphy	C	Fractured left ribcage	10-day	9
Aaron Bummer	LHP	Bereavement list	--	3
Spencer Strider	RHP	Right elbow UCL injury	15-day	17
Spencer Strider	RHP	Strained right hamstring	15-day	26
Ronald Acuña Jr.	OF	Left knee ACL reconstruction	10-day	49
Nacho Alvarez Jr.	INF	Left wrist inflammation	60-day	70
Stuart Fairchild	OF	Dislocated pinky finger	10-day	15
Jurickson Profar	OF	Restricted List	80 games	80
Daysbel Hernández	RHP	Right forearm inflammation	15-day	23
Austin Riley	INF	Strained right abdomen	10-day	8
Ronald Acuña Jr.	OF	Grade 1 right calf strain	10-day	15
Chris Sale	LHP	Fractured left ribcage	60-day	62
Luke Williams	INF	Strained left oblique muscle	10-day	10
Jurickson Profar	OF	Paternity List	--	2

Recent Transactions	
September 26:	Claimed and optioned RHP Alek Manoah off waivers from the Toronto Blue Jays...To make room on the 40-man roster, Atlanta transferred INF Ozzie Albies to the 60-day injured list.
September 24:	Outrighted RHP Connor Seabold to Triple-A Gwinnett.
September 23:	Reported RHP Joel Payamps to Atlanta...Recalled INF Brett Wisely to Atlanta, and placed INF Ozzie Albies on the 10-day injured list with a fractured left hamate.
September 22:	Claimed RHP Joel Payamps off waivers from the Milwaukee Brewers and designated RHP Connor Seabold for assignment... Signed RHP Charlie Morton to a major league contract, optioned RHP Jhancarlos Lara and designated RHP Carson Ragsdale for assignment...Optioned RHP Nathan Wiles to Triple-A Gwinnett following the game.
September 21:	Claimed C Chuckie Robinson off waivers from the Los Angeles Dodgers and optioned him to Triple-A Gwinnett...To make room on the 40-man roster, Atlanta transferred RHP Daysbel Hernández to the 60-day injured list...outrighted INF Jonathan Ornelas to the Stripers.
September 19:	Selected RHP Jhancarlos Lara to the major league roster and optioned RHP Dane Dunning to Triple- A Gwinnett...To make room on the 40-man roster, designated INF Jonathan Ornelas for assignment.
September 16:	Selected LHP José Suarez to the major league roster and recalled RHP Nathan Wiles to Atlanta...Transferred C Sean Murphy to the 60-day injured list.
September 15:	Optioned RHPs Connor Seabold and Alexis Diaz to Triple-A Gwinnett following the.
September 14:	Selected INF Luke Williams to the major league roster and placed OF Jake Fraley on the 10-day injured list, backdated to September 11, with a strained right oblique muscle.

Game-Ending RBI				
Player	Number	Last	Player	Last
Albies	7	7/20/24 (SF)	Olson	5
Allen	-	-	Ornelas	-
Baldwin	1	5/8/25 (1B)	Ozuna	7
Harris II	2	4/24/24 (2B)	Profar	3
Kelenic	1	8/13/21 (BB)	Riley	4
León	1	4/5/17 (HR)	White	-
Murphy	2	9/8/24 (FC)	Williams	1
Braves walk-off wins in 2025: 5 (June 17 vs. New York (NL) - Riley, SF)				

Starts by Batting Order	
1: Profar - 69, Acuña Jr. - 43, Verdugo - 26, Harris II - 13, Albies - 5, White - 3	6: Albies - 54, Harris II - 33, Murphy - 24, Baldwin - 17, Kim - 7, Ozuna - 7, De La Cruz - 5, Verdugo - 5, White - 3, Acuña Jr. - 2
2: Olson - 84, Riley - 52, Baldwin - 10, Albies - 6, Verdugo - 5, Ozuna - 1, White - 1	7: Harris II - 32, Albies - 25, White - 24, Murphy - 18, Alvarez Jr. - 13, Verdugo - 10, Baldwin - 8, Ozuna - 8, De La Cruz - 5, Fairchild - 5, Kelenic - 3, Bruján - 2, Arcia - 1, Kim - 1, Acuña Jr. - 1, León - 1
3: Ozuna - 51, Acuña Jr. - 43, Riley - 26, Olson - 23, Baldwin - 9, Albies - 7	8: Harris II - 49, White - 27, Alvarez Jr. - 23, Allen - 13, Kelenic - 9, Fairchild - 6, Murphy - 6, Ozuna - 6, Baldwin - 4, Fraley - 3, León - 2, Albies -2, Arcia - 2, Verdugo - 2, Tromp - 1, Ornelas - 1, Williams - 1, Wisely- 1
4: Olson - 52, Ozuna - 34, Baldwin - 31, Murphy - 14, Riley - 11, Albies - 8, Harris II - 6, Profar - 2, Kim - 1	9: Allen - 111, Alvarez Jr. - 17, Kelenic - 8, Arcia - 6, Bruján - 5, Harris II - 4, White - 3, Williams - 3, Rosario -1, Tromp - 1
5: Albies - 52, Ozuna - 26, Murphy - 17, Harris II - 17, Baldwin - 15, Riley - 13, Kim - 8, Profar - 5, De La Cruz - 2, Verdugo - 1, White - 1	

Starts by Position	
P: Elder - 28, Strider - 22, Holmes - 21, Sale - 20, Schwellenbach - 17, Wentz - 11, Smith-Shawver - 9, Waldrep - 9, Fuentes - 4, Fedde - 4, Carrasco - 3, Quantrill - 2, Bummer - 2, Daniel - 2, Cox -1 López - 1, Blewett - 1, Suárez - 1	SS: Allen - 124, Kim - 20, Arcia - 9, Williams - 3, Bruján - 3
C: Baldwin - 82, Murphy - 72, Tromp - 2, León - 2	LF: Profar - 76, Verdugo - 49, White - 20, De La Cruz - 11, Fairchild - 2, Fraley - 1
1B: Olson - 159	CF: Harris II - 154, White - 4, Fairchild - 1
2B: Albies - 159	RF: Acuña Jr. - 86, White - 38, Kelenic - 20, Fairchild - 8, Bruján - 3, Fraley - 3, Rosario - 1
3B: Riley - 102, Alvarez Jr. - 53, Bruján - 2, Ornelas - 1, Williams - 1	DH: Ozuna - 134, Baldwin - 12, Murphy - 7, Acuña Jr. - 4, De La Cruz - 1, Profar - 1

Challenge Log				
Date (Inning)	Player (Team)	Play Type (Base)	Ruling	Success
3/27 at SD (T1)	Albies (ATL)	Force play (1B)	Out/Overturned	1/1 (100.0%)
4/5 vs. MIA (T5)	Edwards (MIA)	Tag play (1B)	Safe/Overturned	2/2 (100.0%)
4/10 at TB (T4)	Morel (TB)	Tag play (HP)	Safe/Overturned	3/3 (100.0%)
4/11 at TB (T8)	Olson (ATL)	Force play (1B)	Out/Confirmed	3/4 (75.0%)
4/13 at TB (T6)	White (ATL)	Force play (2B)	Out/Stand	3/5 (60.0%)
4/16 at TOR (B3)	Guerrero Jr. (TOR)	Tag play (2B)	Safe/Overturned	4/6 (66.7%)
4/21 vs. STL (B8)	Riley (ATL)	Force play (1B)	Out/Overturned	5/7 (71.4%)
4/22 vs. STL (T8)	Contreras (STL)	Tag play (HP)	Safe/Overturned	5/8 (62.5%)
4/26 at AZ (B10)	Grichuk (AZ)	Force play (1B)	Safe/Overturned	6/9 (66.7%)
4/27 at AZ (T1)	Verdugo (ATL)	Tag play (HP)	Safe/Stand	6/10 (60.0%)
5/7 vs. CIN (B3)	White (ATL)	Force play (1B)	Out/Overturned	7/11 (63.6%)
5/8 vs. CIN (T7)	Dunn (CIN)	Tag play (1B)	Safe/Stand	7/12 (58.3%)
5/14 vs. WSH(T4)	Bell (WSH)	Tag play (2B)	Out/Overturned	8/13 (61.5%)
5/22 at WSH (T9)	Riley (ATL)	Tag play (HP)	Out/Confirmed	8/14 (57.1%)
5/29 at PHI (B8)	Marchán (PHI)	Hit by pitch	HBP/Stand	8/15 (53.3%)
6/3 vs. AZ (T7)	Marte (AZ)	Tag play (1B)	Safe/Overturned	9/16 (56.3%)
6/10 at MIL (B7)	Durbin (MIL)	Hit by pitch	HBP/Stand	9/17 (52.9%)
6/13 vs. COL (T4)	Goodman (COL)	Force play (3B)	Safe/Overturned	10/18 (55.6%)
6/20 at MIA (B6)	Wagaman (MIA)	Stadium boundary call	In play/Overturned	11/19 (57.8%)
7/4 vs. BAL (B5)	Acuña Jr. (ATL)	Force play (1B)	Out/Stand	11/20 (55.0%)
7/11 at STL (T3)	Baldwin (ATL)	Tag play (HP)	Out/Confirmed	11/21 (52.4%)
7/22 vs. SF (T6)	Bailey (SF)	Tag play (2B)	Safe/Overturned	12/22 (54.5%)
7/29 at KC (B3)	Garcia (KC)	Fair/foul	Fair ball/Overturned	13/23 (56.5%)
7/29 at KC (B6)	Frazier (KC)	Tag play (3B)	Safe/Stand	13/24 (54.2%)
8/13 at NYM (B1)	Nimmo (NYM)	Tag-up play (3B)	Safe/Stand	13/25 (52.0%)
8/23 vs. NYM (B4)	Acuña Jr. (ATL)	Force play (2B)	Safe/Overturned	14/26 (53.8%)
9/19 at DET (T1)	Olson (ATL)	Hit by pitch	HBP/Overturned	15/27 (55.6%)
9/22 vs. WSH (T8)	Crews (WSH)	Force play (1B)	Safe/Overturned	16/28 (57.1%)
9/24 vs. WSH (B9)	Acuña Jr. (ATL)	Force play (1B)	Out/Overturned	17/29 (58.6%)



2025 Schedule and Results																					
Date	Opp.	H/R	Time/ D/N	Result	Winner-Loser-Save	Att.	W-L	Pos.	GA GB	H-R Date	Time/ Opp.	D-N	Result	Winner-Loser-Save	Att.	W-L	Pos.	GA GB			
3/27	at SD	R-D	L, 7-4		Peralta-Neris-Suárez	45,568	0-1	T-3rd	-1.0	7/8	at ATH	R-N	L, 10-1	Springs-Fuentes-None	8,620	39-51	4th	-13.0			
3/28	at SD	R-N	L, 4-3		Adam-Lee-Suárez	41,058	0-2	5th	-1.5	7/9	at ATH	R-N	W, 9-2	Elder-Spence-None	9,273	40-51	4th	-13.0			
3/29	at SD	R-N	L, 1-0		Peralta-Bummer-Morejon	40,587	0-3	5th	-2.5	7/10	at ATH	R-N	L, 5-4 (11)	Sterner-Bummer-None	10,258	40-52	4th	-13.5			
3/30	at SD	R-N	L, 5-0		Pivetta-Smith-Shawver-None	41,269	0-4	5th	-3.0	7/11	at STL	R-N	W, 6-5	De Los Santos-Liberatore-Iglesias	29,625	41-52	4th	-12.5			
3/31	at LAD	R-N	L, 6-1		Glasnow-Holmes-None	50,816	0-5	5th	-3.5	7/12	at STL	R-D	W, 7-6	Hernández-Helsley-Iglesias	31,807	42-52	4th	-12.0			
4/1	at LAD	R-N	L, 3-1		Banda-Sale-Scott	50,182	0-6	5th	-4.0	7/13	at STL	R-D	L, 5-4*	Graceffo-Chavez-Helsley	26,959	42-53	4th	-12.5			
4/2	at LAD	R-N	L, 6-5		Dreyer-Iglesias-None	50,281	0-7	5th	-5.0	7/14	T-Mobile Home Run Derby										
4/3	OPEN DATE									7/15	95th MLB All-Star Game in Atlanta, Ga.										
4/4	vs. MIA	H-N	W, 10-0		Schwellenbach-Meyer-None	41,583	1-7	5th	-5.5	7/16	OPEN DATE								4th	-12.5	
4/5	vs. MIA	H-N	L, 4-0		Quantrill-Smith-Shawver-None	39,732	1-8	5th	-5.5	7/17	OPEN DATE								4th	-12.5	
4/6	vs. MIA	H-D	PPD**		Rescheduled for August 9		1-8	5th	-6.0	7/18	vs. NYY	H-N	W, 7-3	Strider-Hamilton-None	41,844	43-53	4th	-11.5			
4/7	OPEN DATE									7/19	vs. NYY	H-N	L, 12-9	Weaver-Iglesias-None	42,530	43-54	4th	-12.5			
4/8	vs. PHI	H-N	W, 7-5		Hernández-Kerkering-Iglesias	33,508	2-8	5th	-5.5	7/20	vs. NYY	H-D	L, 4-2	Stroman-Holmes-Williams	40,125	43-55	4th	-12.5			
4/9	vs. PHI	H-N	L, 4-3		Alvarado-Iglesias-None	35,323	2-9	5th	-6.0	7/21	vs. SF	H-N	W, 9-5	Elder-Birdsong-None	34,857	44-55	4th	-12.5			
4/10	vs. PHI	H-N	W, 4-2 (11)*		Suarez-Ross-None	36,630	3-9	5th	-5.0	7/22	vs. SF	H-N	L, 9-0	Roupp-Daniel-None	36,433	44-56	4th	-13.5			
4/11	at TB	R-N	L, 6-3		Bradley-Elder-Fairbanks	10,046	3-10	5th	-6.0	7/23	vs. SF	H-D	L, 9-3	Verlander-Strider-None	33,352	44-57	4th	-14.0			
4/12	at TB	R-D	W, 5-4		Lee-Sulser-Iglesias	10,046	4-10	5th	-5.0	7/24	OPEN DATE								4th	-14.0	
4/13	at TB	R-D	L, 8-3		Boyle-Sale-None	10,046	4-11	5th	-6.0	7/25	at TEX	R-N	L, 8-3	Eovaldi-Wentz-None	34,643	44-58	4th	-15.0			
4/14	at TOR	R-N	W, 8-4		Holmes-Lucas-None	21,595	5-11	5th	-6.0	7/26	at TEX	R-N	L, 6-5 (10)	Armstrong-De Los Santos-None	38,318	44-59	4th	-16.0			
4/15	at TOR	R-N	L, 6-3		Gausman-Schwellenbach-None	26,979	5-12	5th	-6.0	7/27	at TEX	R-D	L, 8-1	Leiter-Elder-None	35,914	44-60	4th	-17.0			
4/16	at TOR	R-D	L, 3-1		Bassitt-Strider-Hoffman	25,328	5-13	5th	-6.0	7/28	at KC	R-N	W, 10-7	Strider-Hill-Iglesias	23,850	45-60	4th	-16.0			
4/17	OPEN DATE									7/29	at KC	R-N	L, 9-6	Lugo-Fedde-Estévez	22,562	45-61	4th	-16.0			
4/18	vs. MIN	H-N	W, 6-4		De Los Santos-Jax-Iglesias	39,142	6-13	5th	-6.5	7/30	at KC	R-D	L, 1-0 (10)	Long-Hernández-None	17,726	45-62	4th	-16.0			
4/19	vs. MIN	H-N	W, 4-3		Johnson-Woods Richardson-Iglesias	39,278	7-13	5th	-6.5	7/31	at CIN	R-N	W, 12-11 (10)	Johnson-Pagán-Iglesias	27,169	46-62	4th	-15.5			
4/20	vs. MIN	H-D	W, 6-2		Holmes-Ryan-None	31,889	8-13	5th	-6.5	<b>JULY TOTALS</b>										<b>438,450 (36,538 average in 12 dates)</b>	<b>8-17</b>
4/21	vs. STL	H-N	W, 7-6		Hernández-Maton-None	30,180	9-13	T-4th	-6.5	8/1	at CIN	R-D	L, 3-2	Singer-Elder-Pagán	29,269	46-63	4th	-16.0			
4/22	vs. STL	H-N	L, 10-4		Matz-De Los Santos-None	35,876	9-14	5th	-7.5	8/2	at CIN	R-N	SSPD, completed 8/3								
4/23	vs. STL	H-D	W, 4-1		Hernández-Romero-None	34,009	10-14	5th	-7.5	8/3			W, 4-2	Waldrep-Suter-Iglesias	91,032	47-63	4th	-15.5			
4/24	OPEN DATE									8/4	vs. MIL	H-N	L, 3-1	Priester-Fedde-Megill	30,790	47-64	4th	-16.5			
4/25	at AZ	R-N	W, 8-2		Sale-Gallen-None	31,023	11-14	5th	-6.5	8/5	vs. MIL	H-N	L, 7-2	Peralta-Wentz-None	30,642	47-65	4th	-17.5			
4/26	at AZ	R-N	W, 8-7 (10)		Iglesias-Martinez-Lee	43,043	12-14	T-3rd	-6.5	8/6	vs. MIL	H-N	L, 5-4	Quintanta-Strider-Megill	30,964	47-66	4th	-17.5			
4/27	at AZ	R-D	L, 6-4		Pfaadt-Schwellenbach-Martinez	33,544	12-15	T-4th	-6.5	8/7	vs. MIA	H-N	W, 8-6	Johnson-Simpson-Iglesias	32,460	48-66	4th	-17.0			
4/28	at COL	R-N	W, 6-3		Elder-Feltner-Iglesias	18,852	13-15	3rd	-6.5	8/8	vs. MIA	H-N	L, 5-1	Cabrera-Elder-None	32,717	48-67	4th	-18.0			
4/29	at COL	R-N	W, 8-2		Smith-Shawver-Márquez-None	19,010	14-15	3rd	-6.5	8/9	vs. MIA	H-D	W, 7-1	Waldrep-Gusto-None	35,664	49-67	4th	-17.5			
4/30	at COL	R-D	L, 2-1		Dollander-Sale-Agnos	29,661	14-16	3rd	-6.5	8/9	vs. MIA	H-N	W, 8-6	Fedde-Alcantara-Iglesias	35,433	50-67	4th	-17.5			
<b>MARCH/APRIL TOTALS</b>						<b>397,150 (36,105 average in 11 dates)</b>				<b>14-16</b>	8/10	vs. MIA	H-D	W, 7-1	Wentz-Phillips-None	31,203	51-67	4th	-17.5		
5/1	OPEN DATE									8/11	OPEN DATE								4th	-18.0	
5/2	vs. LAD	H-N	L, 2-1*		Yamamoto-Holmes-Phillips	41,201	14-17	3rd	-7.0	8/12	at NYM	R-N	L, 13-5	Soto-Strider-Hagenman	39,748	51-68	4th	-18.0			
5/3	vs. LAD	H-N	L, 10-3*		Sasaki-Schwellenbach-None	42,159	14-18	T-3rd	-7.5	8/13	at NYM	R-N	W, 11-6	Bummer-Garrett-None	38,647	52-68	4th	-17.0			
5/4	vs. LAD	H-N	W, 4-3		Elder-May-Iglesias	39,649	15-18	T-3rd	-6.0	8/14	at NYM	R-N	W, 4-3	Elder-Helsley-Iglesias	41,782	53-68	4th	-16.0			
5/5	vs. CIN	H-N	W, 4-0		Smith-Shawver-Springer-None	30,175	16-18	3rd	-6.0	8/15	at CLE	R-N	W, 2-0	Waldrep-Cantillo-Iglesias	33,571	54-68	4th	-16.0			
5/6	vs. CIN	H-N	W, 2-1 (10)		Iglesias-Richardson-None	32,835	17-18	3rd	-5.0	8/16	at CLE	R-N	W, 10-1	Wentz-Cecconi-Stratton	34,059	55-68	4th	-15.0			
5/7	vs. CIN	H-N	L, 4-3		Suter-Holmes-Pagán	32,761	17-19	3rd	-6.0	8/17	at CLE	R-D	W, 5-4	Bummer-Enright-Iglesias	28,899	56-68	4th	-15.0			
5/8	vs. CIN	H-N	W, 5-4 (11)		Blewett-Rogers-None	33,794	18-19	3rd	-5.5	8/18	vs. CWS	R-N	L, 13-9*	Gómez-Strider-None	27,868	56-69	4th	-16.0			
5/9	at PIT	R-N	L, 3-2		Falter-Elder-Santana	19,357	18-20	3rd	-6.5	8/19	vs. CWS	R-N	W, 11-10	Lee-Wilson-Iglesias	29,134	57-69	4th	-16.0			
5/10	at PIT	R-D	W, 3-2 (11)		Blewett-Shugart-None	27,767	19-20	3rd	-5.5	8/20	vs. CWS	R-N	W, 1-0	Waldrep-Pérez-Iglesias	30,054	58-69	4th	-16.0			
5/11	at PIT	R-D	L, 4-3		Santana-Iglesias-None	17,845	19-21	3rd	-6.5	8/21	OPEN DATE								4th	-16.0	
5/12	vs. WSH	H-N	W, 4-3		Iglesias-Rutledge-None	32,696	20-21	3rd	-6.5	8/22	vs. NYMH-N	L, 12-7		McLean-Wentz-None	40,076	58-70	4th	-16.0			
5/13	vs. WSH	H-N	W, 5-2		Schwellenbach-Lord-Johnson	32,725	21-21	3rd	-6.5	8/23	vs. NYMH-N	L, 9-2		Holmes-Quantrill-None	39,738	58-71	4th	-17.0			
5/14	vs. WSH	H-N	L, 5-4		Ferrer-De Los Santos-Finnegan	37,134	21-22	3rd	-6.5	8/24	vs. NYMH-D	W, 4-3		Kinley-Soto-Iglesias	34,933	59-71	4th	-17.0			
5/15	vs. WSH	H-D	W, 5-2		Smith-Shawver-Williams-Iglesias	34,074	22-22	3rd	-6.0	8/25	at MIA	R-N	L, 2-1	Cabrera-Strider-Faucher	8,111	59-72	4th	-17.0			
5/16	at BOS	R-N	W, 4-2		Sale-Crochet-Iglesias	34,648	23-22	3rd	-5.0	8/26	at MIA	R-N	W, 11-2	Kinley-Zuber-None	8,576	60-72	4th	-16.0			
5/17	at BOS	R-N	L, 7-6		Chapman-Johnson-None	34,594	23-23	3rd	-6.0	8/27	at MIA	R-D	W, 12-1	Wentz-Gusto-None	12,453	61-72	4th	-15.0			
5/18	at BOS	R-D	W, 10-4		Schwellenbach-Bello-None	35,012	24-23	3rd	-5.0	8/28	at PHI	R-N	L, 19-4	Nola-Quantrill-None	41,293	61-73	4th	-16.0			
5/19	OPEN DATE									8/29	at PHI	R-N	L, 2-1	Kerkering-Lee-Duran	40,322	61-74	4th	-17.0			
5/20	at WSH	R-N	L, 5-3		Parker-Strider-Finnegan	26,517	24-24	3rd	-6.0	8/30	at PHI	R-N	L, 3-2 (10)	Strahm-Stratton-None	43,462	61-75	4th	-18.0			
5/21	at WSH	R-N	PPD**		Rescheduled for September 16		3rd	-6.5		8/31	at PHI	R-D	W, 3-1	Kinley-Alvarado-Iglesias	43,770	62-75	4th	-17.0			
5/22	at WSH	R-N	L, 8-7 (10)		Rutledge-Lee-None	16,907	24-25	3rd	-7.5	<b>AUGUST TOTALS</b>										<b>461,136 (32,938 average in 14 dates)</b>	<b>16-13</b>
5/23	vs. SD	H-N	L, 2-1		Adam-Iglesias-Suárez	40,327	24-26	3rd	-8.5	9/1	at CHC	R-D	L, 7-6 (10)	Kittredge-Brebbia-None	39,673	62-76	4th	-18.0			
5/24	vs. SD	H-D	W, 7-1		Holmes-Reynolds-None	41,338	25-26	3rd	-8.5	9/2	at CHC	R-D	L, 4-3	Imanaga-Wentz-Palencia	32,618	62-77	4th	-18.5			
5/25	vs. SD	H-D	L, 5-3		Estrada-Schwellenbach-Suárez	41,251	25-27	3rd	-8.5	9/3	at CHC	R-N	W, 5-1	Elder-Brown-None	31,933	63-77	4th	-17.5			
5/26	OPEN DATE									9/4	OPEN DATE									-18.0	
5/27	at PHI	R-N	L, 2-0		Suárez-Strider-Romano	40,627	25-28	3rd	-9.5	9/5	vs. SEA	H-N	W, 4-1	Kinley-Speier-Iglesias	36,203	64-77	4th	-18.0			
5/28	at PHI	R-N	PPD**		Rescheduled for May 29 (G1)		3rd	-9.5		9/6	vs. SEA	H-N	L, 10-2	Speier-Hernández-None	35,700	64-78	4th	-19.0			
5/29	at PHI	R-D	L, 5-4		Ruiz-Hernández-Romano	32,314	25-29	3rd	-10.5	9/7	vs. SEA	H-D	L, 18-2	Castillo-Wentz-None	31,119	64-79	4th	-19.0			
5/29	at PHI	R-N	W, 9-3		Sale-Wheeler-None	42,739	26-29	3rd	-9.5	9/8	vs. CHC	H-N	W, 4-1	Elder-Imanaga-Iglesias	33,430	65-79	4th	-19.0			
5/30	vs. BOS	H-N	L, 5-1		Whitlock-Holmes-None	39,842	26-30	4th	-9.5	9/9	vs. CHC	H-N	L, 6-1	Horton-Strider-None	32,721	65-80	4th	-20.0			
5/31	vs. BOS	H-D	W, 5-0		Schwellenbach-Buchler-None	41,444	27-30	4th	-8.5	9/10	vs. CHC	H-N	L, 3-2	Rogers-Sale-Kittredge	35,757	65-81	4th	-21.0			
<b>MAY TOTALS</b>						<b>593,405 (37,088 average in 16 dates)</b>				<b>13-14</b>	9/11	OPEN DATE								4th	-21.5
6/1	vs. BOS	H-D	L, 3-1		Crochet-Elder-Chapman	38,279	27-31	4th	-9.5	9/12	vs. HOU	H-N	L, 11-3	Blubaugh-Waldrep-Gordon	34,030	65-82	4th	-22.5			
6/2	OPEN DATE									9/13	vs. HOU	H-N	L, 6-2	Brown-Elder-None	36,826	65-83	4th	-23.5			
6/3	vs. AZ	H-N	L, 8-3		Gallen-Strider-None	32,898	27-32	4th	-10.0	9/14	vs. HOU	H-D	W, 8-3	Stratton-Valdez-None	32,807	66-83	4th	-22.5			
6/4	vs. AZ	H-N	L, 2-1*		Kelly-Sale-Martínez	37,082	27-33	4th	-11.0	9/15	at WSH	R-N	W, 11-3	Strider-Parker-None	13,979	67-83	4th	-22.0			
6/5	vs. AZ	H-D	L, 11-																		

		Braves vs. Opponent															
Braves 2025 Batting vs. Pittsburgh																	
Player	G	AB	R	H	2B	3B	HR	RBI	BB	SB	SO	AVG	OBP	SLG			
Drake Baldwin	3	5	0	3	1	0	0	1	0	0	1	.600	.600	.800			
Nick Allen	3	8	0	4	0	0	0	0	1	0	1	.500	.556	.500			
Brett Wisely	2	4	0	1	1	0	0	1	0	0	1	.250	.250	.500			
Michael Harris II	3	10	0	2	1	0	0	2	2	0	1	.200	.308	.300			
Matt Olson	3	12	3	2	1	0	1	1	1	0	4	.167	.231	.500			
Eli White	3	12	1	2	0	1	0	0	1	0	1	.167	.231	.333			
Marcell Ozuna	3	10	0	1	1	0	0	0	3	0	1	.100	.308	.200			
Luke Williams	2	1	0	0	0	0	0	0	0	1	0	.000	.000	.000			
Braves 2025 Pitching vs. Pittsburgh																	
Player	W	L	Sv	BS	G	GS	QS	IP	H	R	ER	HR	BB	SO	ERA	FIP	WHIP
Pierce Johnson	0	0	0	0	1	0	0	0.2	1	0	0	0	0	0	0.00	3.17	1.50
Dylan Lee	0	0	0	0	1	0	0	0.2	0	0	0	0	0	2	0.00	-2.83	0.00
Chris Sale	0	0	0	0	1	1	0	5.2	8	3	2	0	2	8	3.18	1.93	1.76
Bryce Elder	0	1	0	0	1	1	1	6.0	5	3	3	2	0	8	4.50	4.83	0.83
Joel Payamps	0	0	0	0	1	0	0	1.0	2	1	1	0	1	2	9.00	2.17	3.00
Raisel Iglesias	0	1	0	0	1	0	0	0.1	3	1	1	0	1	0	27.00	12.17	12.00
Braves Career Batting vs. Washington																	
Player	G	AB	R	H	2B	3B	HR	RBI	BB	SB	SO	AVG	OBP	SLG			
Drake Baldwin	3	5	0	3	1	0	0	1	0	0	1	.600	.600	.800			
Sandy León	6	17	3	8	2	0	1	3	3	0	4	.471	.550	.765			
Michael Harris II	20	70	15	25	5	0	1	6	9	4	15	.357	.425	.471			
Ronald Acuña Jr.	37	144	28	48	9	0	12	29	22	5	34	.333	.433	.646			
Matt Olson	23	87	16	25	4	0	6	20	13	0	21	.287	.386	.540			
Ha-Seong Kim	23	81	7	23	3	0	4	9	5	3	13	.284	.322	.469			
Brett Wisely	11	18	1	5	1	0	0	3	0	1	5	.278	.263	.333			
Nick Allen	7	15	1	4	0	0	0	0	1	0	3	.267	.313	.267			
Jurickson Profar	31	116	19	29	4	1	3	8	16	2	18	.250	.370	.379			
Marcell Ozuna	77	288	39	71	21	1	6	37	30	1	55	.247	.321	.389			
Eli White	3	12	1	2	0	1	0	0	1	0	1	.167	.231	.333			
Luke Williams	15	15	3	2	0	0	0	0	3	2	3	.133	.278	.133			
Vidal Bruján	7	13	3	1	0	0	0	3	3	2	5	.077	.250	.077			
Braves Career Pitching vs. Pittsburgh																	
Player	W	L	Sv	BS	G	GS	QS	IP	H	R	ER	HR	BB	SO	ERA	FIP	WHIP
Sandy León	0	0	0	0	1	0	0	1.0	0	0	0	0	0	0	0.00	3.17	0.00
Dylan Lee	0	0	0	0	5	0	0	4.0	4	0	0	0	1	6	0.00	0.92	1.25
Tyler Kinley	0	1	0	0	9	0	0	8.1	8	1	1	0	3	10	1.08	1.85	1.32
Chris Sale	1	0	0	0	3	3	2	19.2	15	4	3	0	4	23	1.37	1.59	0.97
Charlie Morton	1	0	0	0	2	2	1	12.1	8	4	4	2	2	19	2.92	3.14	0.81
Pierce Johnson	1	0	1	0	12	0	0	10.2	12	4	4	1	8	14	3.38	4.04	1.88
Raisel Iglesias	4	6	13	4	38	3	1	54.0	63	25	23	4	19	51	3.83	3.41	1.52
Joel Payamps	0	0	2	0	11	0	0	10.1	9	5	5	3	4	10	4.35	6.48	1.26
Bryce Elder	1	2	0	0	3	3	2	18.0	15	10	10	3	3	22	5.00	3.62	1.00
Spencer Strider	1	1	0	0	2	2	0	8.1	9	6	6	0	4	11	6.48	1.97	1.56
Joey Wentz	0	0	0	0	2	0	0	4.0	3	3	3	0	2	5	6.75	2.92	1.25
Brett Wisely	0	0	0	0	1	0	0	1.0	1	1	1	1	0	0	9.00	16.25	1.00
Dylan Dodd	0	1	0	0	1	1	0	4.0	7	4	4	1	3	2	9.00	7.75	2.50
José Suarez	0	1	0	0	1	1	0	3.0	7	6	4	1	0	2	12.00	7.21	2.33
Braves Career Batting at Truist Park																	
Player	G	AB	R	H	2B	3B	HR	RBI	BB	SB	SO	AVG	OBP	SLG			
Ronald Acuña Jr.	409	1517	338	438	74	7	97	245	238	94	393	.289	.391	.539			
Ha-Seong Kim	24	87	13	25	4	0	3	12	9	2	12	.287	.354	.437			
Drake Baldwin	57	196	24	56	9	0	9	45	15	0	33	.286	.346	.469			
Jurickson Profar	50	186	44	51	12	0	9	26	30	6	40	.274	.389	.484			
Michael Harris II	250	915	105	244	43	8	26	107	32	40	194	.267	.295	.416			
Marcell Ozuna	362	1309	193	346	65	2	81	217	165	4	346	.264	.347	.503			
Matt Olson	321	1176	181	310	71	2	68	202	158	1	344	.264	.354	.501			
Vidal Bruján	15	22	3	5	0	0	0	2	2	0	5	.227	.320	.227			
Eli White	70	134	23	30	3	1	5	17	6	7	40	.224	.276	.373			
Nacho Alvarez Jr.	33	108	7	22	9	0	0	3	6	0	31	.204	.263	.287			
Sandy León	6	15	2	3	0	0	2	4	0	0	4	.200	.200	.600			
Charlie Morton	18	29	3	5	1	0	0	1	0	0	16	.172	.172	.207			
Nick Allen	67	178	15	29	5	0	0	10	16	2	58	.163	.230	.191			
Luke Williams	36	40	7	5	2	0	0	2	5	7	11	.125	.255	.175			
Brett Wisely	6	9	1	1	1	0	0	0	2	0	3	.111	.333	.222			
Braves Career Pitching at Truist Park																	
José Suarez	1	0	1	0	3	0	0	7.1	7	2	1	1	5	3	1.23	6.17	1.64
Tyler Kinley	2	1	1	0	18	0	0	21.0	7	3	3	2	3	22	1.29	3.04	0.48
Pierce Johnson	4	4	3	2	71	0	0	70.1	52	17	17	5	18	74	2.18	2.81	1.00
Hunter Stratton	1	0	0	0	3	0	0	4.0	2	1	1	1	3	4	2.25	6.69	1.25
Chris Sale	12	2	0	0	23	23	16	141.0	118	41	40	10	28	173	2.55	2.46	1.04
Dylan Lee	6	4	0	8	103	1	0	106.2	88	41	31	14	31	119	2.62	3.51	1.12
Raisel Iglesias	8	7	54	4	121	0	0	118.0	80	40	36	9	26	134	2.75	2.66	0.90
Charlie Morton	25	15	0	0	66	66	31	365.0	308	154	139	49	124	435	3.43	3.85	1.18
Spencer Strider	18	11	0	1	45	37	20	224.2	187	99	96	27	68	337	3.85	2.74	1.14
Joel Payamps	0	1	0	0	4	0	0	4.0	2	2	2	1	1	6	4.50	4.20	0.75
Luke Williams	0	0	0	0	7	0	0	7.2	9	4	4	1	2	3	4.70	5.25	1.43
Bryce Elder	12	11	0	0	41	41	16	217.1	233	126	121	31	89	177	5.01	4.83	1.48
Hurston Waldrep	3	1	0	0	6	6	3	32.0	28	18	18	4	17	29	5.06	4.85	1.41
Dylan Dodd	0	2	0	0	16	4	0	40.0	52	31	31	9	10	25	6.97	5.79	1.55
Joey Wentz	1	3	0	0	7	6	0	25.1	35	22	20	2	9	19	7.11	3.76	1.74
Vidal Bruján	0	0	0	0	1	0	0	0.2	2	2	2	1	0	0	27.00	22.67	3.00

Braves Batters vs. Pittsburgh

VS. CARMEN MLODZINSKI

Career	BA	SLG	OBP	AB	H	DO	TR	HR	BB	SO
Sean Murphy	1.000	1.000	1.000	1	1	0	0	0	1	0
Drake Baldwin	1.000	1.500	1.000	2	2	1	0	0	0	0
Michael Harris II	.500	.500	.500	4	2	0	0	0	0	0
Ronald Acuna Jr.	.500	.500	.500	2	1	0	0	0	0	0
Nick Allen	.500	.500	.500	2	1	0	0	0	0	0
Matt Olson	.333	1.000	.500	6	2	1	0	1	2	0
Ozzie Albies	.200	.200	.333	5	1	0	0	0	1	0
Marcell Ozuna	.143	.143	.143	7	1	0	0	0	0	3
Austin Riley	.000	.000	.000	5	0	0	0	0	0	1
Jake Fraley	.000	.000	.200	4	0	0	0	0	1	0
Eli White	.000	.000	.000	2	0	0	0	0	0	0
Ha-seong Kim	.000	.000	.500	1	0	0	0	0	1	1
Brett Wisely	.000	---	.000	0	0	0	0	0	0	0

VS. CHASE SHUGART

Career	BA	SLG	OBP	AB	H	DO	TR	HR	BB	SO
Eli White	.000	.000	.500	1	0	0	0	0	1	0
Sean Murphy	.000	.000	.000	2	0	0	0	0	0	1
Michael Harris II	.000	---	1.000	0	0	0	0	0	2	0
Ozzie Albies	.000	.000	.000	1	0	0	0	0	0	0
Luke Williams	.000	.000	.000	1	0	0	0	0	0	0

VS. DENNIS SANTANA

Career	BA	SLG	OBP	AB	H	DO	TR	HR	BB	SO
Matt Olson	.500	.500	.667	2	1	0	0	0	1	0
Drake Baldwin	.500	.500	.500	2	1	0	0	0	0	0
Nick Allen	.333	.333	.500	3	1	0	0	0	1	1
Eli White	.333	1.000	.333	3	1	0	1	0	0	0
Jurickson Profar	.200	.400	.200	5	1	1	0	0	0	1
Jake Fraley	.200	.200	.200	5	1	0	0	0	0	1
Sean Murphy	.167	.167	.375	6	1	0	0	0	2	2
Michael Harris II	.000	.000	.000	2	0	0	0	0	0	1
Ha-seong Kim	.000	.000	.000	2	0	0	0	0	0	1
Ozzie Albies	.000	.000	.000	1	0	0	0	0	0	0
Luke Williams	.000	.000	.000	1	0	0	0	0	0	0
Ronald Acuna Jr.	.000	.000	.000	1	0	0	0	0	0	0
Vidal Brujan	.000	---	.000	0	0	0	0	0	0	0
Brett Wisely	.000	.000	.000	1	0	0	0	0	0	0

VS. ISAAC MATTSO

Career	BA	SLG	OBP	AB	H	DO	TR	HR	BB	SO
Jake Fraley	.000	.000	.000	1	0	0	0	0	0	0

VS. JOHAN OVIEDO

Career	BA	SLG	OBP	AB	H	DO	TR	HR	BB	SO
Ronald Acuna Jr.	1.000	1.000	1.000	2	2	0	0	0	1	0
Ozzie Albies	.667	.667	.667	3	2	0	0	0	0	0
Austin Riley	.500	.500	.667	2	1	0	0	0	0	1
Matt Olson	.500	.500	.500	2	1	0	0	0	0	0
Sean Murphy	.500	.500	.500	2	1	0	0	0	0	0
Ha-seong Kim	.333	.333	.500	3	1	0	0	0	1	0
Michael Harris II	.333	.333	.333	3	1	0	0	0	0	1
Jurickson Profar	.000	.000	.333	2	0	0	0	0	1	1
Marcell Ozuna	.000	.000	.000	3	0	0	0	0	0	2
Nick Allen	.000	.000	.000	3	0	0	0	0	0	0
Jake Fraley	.000	.000	.000	2	0	0	0	0	0	0
Brett Wisely	.000	.000	.000	2	0	0	0	0	0	1
Vidal Brujan	.000	.000	.000	1	0	0	0	0	0	0

VS. JUSTIN LAWRENCE

Career	BA	SLG	OBP	AB	H	DO	TR	HR	BB	SO
Eli White	1.000	1.000	1.000	1	1	0	0	0	0	0
Ozzie Albies	1.000	1.000	1.000	1	1	0	0	0	0	0
Ronald Acuna Jr.	1.000	1.000	1.000	1	1	0	0	0	0	0
Ha-seong Kim	.500	.667	.571	6	3	1	0	0	1	1
Jake Fraley	.500	.500	.500	2	1	0	0	0	0	1
Austin Riley	.250	.500	.250	4	1	1	0	0	0	0
Michael Harris II	.250	.250	.250	4	1	0	0	0	0	0
Jurickson Profar	.200	.400	.333	5	1	1	0	0	1	0
Matt Olson	.000	.000	.000	5	0	0	0	0	0	1
Marcell Ozuna	.000	.000	.500	1	0	0	0	0	0	1
Sean Murphy	.000	.000	.000	2	0	0	0	0	0	0
Brett Wisely	.000	.000	.000	2	0	0	0	0	0	0
Luke Williams	.000	.000	.000	1	0	0	0	0	0	0
Vidal Brujan	.000	.000	.000	1	0	0	0	0	0	0

VS. KYLE NICOLAS

Career	BA	SLG	OBP	AB	H	DO	TR	HR	BB	SO
Sean Murphy	1.000	1.000	1.000	1	1	0	0	0	0	0
Jurickson Profar	.500	.500	.750	2	1	0	0	0	0	1
Matt Olson	.500	.500	.500	2	1	0	0	0	0	0
Ozzie Albies	.500	.500	.500	2	1	0	0	0	0	0
Marcell Ozuna	.000	.000	.000	2	0	0	0	0	0	2
Austin Riley	.000	---	1.000	0	0	0	0	0	1	0
Nick Allen	.000	.000	.000	1	0	0	0	0	0	1

VS. MITCH KELLER

Career	BA	SLG	OBP	AB	H	DO	TR	HR	BB	SO
Matt Olson	.500	.600	.545	10	5	1	0	0	0	1
Austin Riley	.400	.600	.455	10	4	0	1	0	0	3
Ronald Acuna Jr.	.389	.889	.421	18	7	0	0	3	1	3
Michael Harris II	.300	.300	.300	10	3	0	0	0	0	4
Jake Fraley	.294	.294	.368	17	5	0	0	0	2	2
Brett Wisely	.250	.500	.250	4	1	1	0	0	0	1
Jurickson Profar	.214	.286	.313	14	3	1	0	0	2	4
Ozzie Albies	.214	.500	.267	14	3	1	0	1	1	3
Marcell Ozuna	.167	.167	.167	12	2	0	0	0	0	1
Ha-seong Kim	.000	.000	.000	9	0	0	0	0	0	2
Sandy Leon	.000	.000	.667	1	0	0	0	0	2	1

VS. PAUL SKENES

Career	BA	SLG	OBP	AB	H	DO	TR	HR	BB	SO
Ozzie Albies	.500	.500	.667	2	1	0	0	0	1	0
Brett Wisely	.500	.500	.500	2	1	0	0	0	0	0
Austin Riley	.333	.333	.333	3	1	0	0	0	0	1
Jake Fraley	.000	.000	.200	4	0	0	0	0	1	0
Marcell Ozuna	.000	.000	.000	3	0	0	0	0	0	1
Matt Olson	.000	.000	.000	3	0	0	0	0	0	3

VS. YOHAN RAMIREZ

Career	BA	SLG	OBP	AB	H	DO	TR	HR	BB	SO
Sean Murphy	.500	2.000	.667	2	1	0	0	1	1	0
Brett Wisely	.500	.500	.500	2	1	0	0	0	0	0
Matt Olson	.000	.000	.000	3	0	0	0	0	0	2
Jurickson Profar	.000	.000	.000	2	0	0	0	0	0	1
Ha-seong Kim	.000	.000	.000	2	0	0	0	0	0	0
Marcell Ozuna	.000	.000	.000	1	0	0	0	0	0	1
Eli White	.000	---	1.000	0	0	0	0	0	1	0
Jake Fraley	.000	.000	.000	1	0	0	0	0	0	1
Ronald Acuna Jr.	.000	.000	.000	1	0	0	0	0	0	0
Michael Harris II	.000	.000	.000	1	0	0	0	0	0	1

Alphabetized by pitcher first name

Stats include all regular season at-bats between the players. Does not include postseason play.



Braves Pitchers vs. Pittsburgh

VS. BRYCE ELDER

Career	BA	SLG	OBP	AB	H	DO	TR	HR	BB	SO
Alexander Canario	.500	2.000	.500	2	1	0	0	1	0	1
Jack Suwinski	.400	1.200	.500	5	2	1	0	1	1	1
Andrew McCutchen	.333	.667	.333	3	1	1	0	0	0	0
Oneil Cruz	.333	.333	.333	3	1	0	0	0	0	1
Henry Davis	.333	.333	.333	3	1	0	0	0	0	2
Bryan Reynolds	.250	.250	.333	8	2	0	0	0	1	2
Jared Triolo	.250	1.000	.250	4	1	0	0	1	0	2
Joey Bart	.000	.000	.000	3	0	0	0	0	0	2
Endy Rodriguez	.000	.000	.000	3	0	0	0	0	0	0

VS. CHARLIE MORTON

Career	BA	SLG	OBP	AB	H	DO	TR	HR	BB	SO
Nick Gonzales	.500	1.000	.667	2	1	1	0	0	1	0
Enmanuel Valdez	.500	.500	.500	2	1	0	0	0	0	1
Bryan Reynolds	.400	1.200	.500	5	2	1	0	1	0	2
Tommy Pham	.273	.909	.333	11	3	1	0	2	1	5
Andrew McCutchen	.125	.125	.263	16	2	0	0	0	3	5
Jack Suwinski	.000	.000	.200	4	0	0	0	0	1	2
Oneil Cruz	.000	.000	.000	3	0	0	0	0	0	2

VS. CHRIS SALE

Career	BA	SLG	OBP	AB	H	DO	TR	HR	BB	SO
Joey Bart	.667	.667	.667	3	2	0	0	0	0	0
Alexander Canario	.500	1.000	.667	2	1	1	0	0	1	1
Bryan Reynolds	.200	.200	.333	5	1	0	0	0	1	1
Tommy Pham	.182	.273	.250	11	2	1	0	0	1	5
Jared Triolo	.167	.167	.167	6	1	0	0	0	0	3
Andrew McCutchen	.125	.125	.111	8	1	0	0	0	0	2
Nick Gonzales	.000	.000	.000	3	0	0	0	0	0	1

VS. DYLAN DODD

Career	BA	SLG	OBP	AB	H	DO	TR	HR	BB	SO
Bryan Reynolds	.667	1.667	.667	3	2	0	0	1	0	0
Jack Suwinski	.000	.000	.500	1	0	0	0	0	1	0
Jared Triolo	.000	.000	.500	1	0	0	0	0	1	0
Endy Rodriguez	.000	.000	.000	2	0	0	0	0	0	0

VS. DYLAN LEE

Career	BA	SLG	OBP	AB	H	DO	TR	HR	BB	SO
Tommy Pham	1.000	4.000	1.000	1	1	0	0	1	1	0
Bryan Reynolds	.500	.500	.500	2	1	0	0	0	0	1
Oneil Cruz	.000	.000	.000	2	0	0	0	0	0	2
Enmanuel Valdez	.000	.000	.000	1	0	0	0	0	0	1
Jared Triolo	.000	---	1.000	0	0	0	0	0	1	0
Nick Gonzales	.000	.000	.000	1	0	0	0	0	0	0

VS. JOEL PAYAMPS

Career	BA	SLG	OBP	AB	H	DO	TR	HR	BB	SO
Cam Devanney	1.000	2.000	1.000	1	1	1	0	0	0	0
Spencer Horwitz	1.000	1.000	1.000	1	1	0	0	0	0	0
Oneil Cruz	.500	1.000	.500	4	2	2	0	0	0	0
Jack Suwinski	.500	2.000	.667	2	1	0	0	1	1	1
Tommy Pham	.333	.333	.500	3	1	0	0	0	1	1
Bryan Reynolds	.250	1.000	.400	4	1	0	0	1	1	0
Andrew McCutchen	.200	.200	.333	5	1	0	0	0	1	2
Jared Triolo	.000	.000	.250	3	0	0	0	0	0	2
Nick Gonzales	.000	.000	.000	2	0	0	0	0	0	0
Joey Bart	.000	.000	.000	2	0	0	0	0	0	0
Alexander Canario	.000	.000	.000	1	0	0	0	0	0	0
Nick Yorke	.000	.000	.000	1	0	0	0	0	0	1

VS. JOEY WENTZ

Career	BA	SLG	OBP	AB	H	DO	TR	HR	BB	SO
Andrew McCutchen	1.000	2.000	1.000	1	1	1	0	0	0	0
Nick Gonzales	1.000	2.000	1.000	1	1	1	0	0	0	0
Bryan Reynolds	.500	.500	.333	2	1	0	0	0	0	1
Tommy Pham	.400	1.000	.400	5	2	0	0	1	0	0
Joey Bart	.000	.000	.000	3	0	0	0	0	0	1
Oneil Cruz	.000	.000	.000	2	0	0	0	0	0	1
Jared Triolo	.000	.000	.000	1	0	0	0	0	0	1
Jack Suwinski	.000	.000	.000	1	0	0	0	0	0	1

VS. JOSE SUAREZ

Career	BA	SLG	OBP	AB	H	DO	TR	HR	BB	SO
Tommy Pham	.667	.667	.800	3	2	0	0	0	2	0
Bryan Reynolds	.000	.000	.000	2	0	0	0	0	0	0
Enmanuel Valdez	.000	.000	.000	2	0	0	0	0	0	1
Joey Bart	.000	---	1.000	0	0	0	0	0	0	0

VS. PIERCE JOHNSON

Career	BA	SLG	OBP	AB	H	DO	TR	HR	BB	SO
Alexander Canario	1.000	2.000	1.000	1	1	1	0	0	0	0
Andrew McCutchen	.400	.400	.500	5	2	0	0	0	1	1
Bryan Reynolds	.250	.250	.500	4	1	0	0	0	2	2
Joey Bart	.000	.000	.333	2	0	0	0	0	1	2
Oneil Cruz	.000	.000	.000	2	0	0	0	0	0	2
Jared Triolo	.000	.000	.000	2	0	0	0	0	0	1
Henry Davis	.000	.000	.000	2	0	0	0	0	0	1
Tommy Pham	.000	.000	.000	1	0	0	0	0	0	0
Endy Rodriguez	.000	---	1.000	0	0	0	0	0	1	0

VS. RAISEL IGLESIAS

Career	BA	SLG	OBP	AB	H	DO	TR	HR	BB	SO
Joey Bart	1.000	1.000	1.000	1	1	0	0	0	0	0
Spencer Horwitz	.500	.500	.500	2	1	0	0	0	0	1
Andrew McCutchen	.412	.588	.476	17	7	0	0	1	3	4
Bryan Reynolds	.286	.571	.286	7	2	0	1	0	0	3
Tommy Pham	.250	.250	.455	8	2	0	0	0	3	3
Jack Suwinski	.000	.000	.000	3	0	0	0	0	0	1
Endy Rodriguez	.000	.000	.000	2	0	0	0	0	0	1
Oneil Cruz	.000	---	1.000	0	0	0	0	0	1	0
Henry Davis	.000	.000	.000	1	0	0	0	0	0	1

VS. SPENCER STRIDER

Career	BA	SLG	OBP	AB	H	DO	TR	HR	BB	SO
Endy Rodriguez	1.000	2.000	1.000	1	1	1	0	0	1	0
Jared Triolo	.500	.500	.500	2	1	0	0	0	0	0
Henry Davis	.500	.500	.500	2	1	0	0	0	0	1
Bryan Reynolds	.250	.250	.400	4	1	0	0	0	1	1
Andrew McCutchen	.250	.500	.250	4	1	1	0	0	0	2
Tommy Pham	.000	.000	.000	6	0	0	0	0	0	5
Jack Suwinski	.000	.000	.500	1	0	0	0	0	1	1

VS. TYLER KINLEY

Career	BA	SLG	OBP	AB	H	DO	TR	HR	BB	SO
Tommy Pham	.400	.400	.500	5	2	0	0	0	1	0
Bryan Reynolds	.250	.750	.250	4	1	0	1	0	0	1
Andrew McCutchen	.200	.200	.200	5	1	0	0	0	0	2
Joey Bart	.000	.000	.333	2	0	0	0	0	0	2
Oneil Cruz	.000	.000	.000	1	0	0	0	0	0	0
Spencer Horwitz	.000	.000	.000	1	0	0	0	0	0	1