



NEWS & NOTES

One Brewers Way • Milwaukee, WI 53214 • Media: (414) 902-4500 • @brewers • **BREWERS.COM**



MILWAUKEE BREWERS (13-12) vs. SAN FRANCISCO GIANTS (16-9)
RHP Tobias Myers [season debut] vs. RHP Landen Roupp [2-1, 4.09]
Thursday, April 24, 2025 - 2:45 p.m. CT - Oracle Park - San Francisco, CA
Game #26 - Road Game #13



STREAK: Lost 1	LAST FIVE: 2-3	LAST TEN: 5-5	HOME RECORD: 9-4	ROAD RECORD: 4-8
----------------	----------------	---------------	------------------	------------------

WHAT'S BREWING?		
Today's Transactions RHP Tobias Myers was reinstated from the 15-day injured list.....LHP Bryan Hudson was optioned to Triple-A Nashville.		
On the Mend RHP Brandon Woodruff will continue his rehab assignment tonight as he starts game 1 of a doubleheader for Triple-A Nashville vs. Durham (Rays).....this will be Woodruff's third rehab start.....he also started for Nashville on April 12 and for Class-A Wisconsin on April 18.		
Best Records - April		
Team		Record
New York-NL.....	16-5 (.762)	
Chicago-NL.....	13-6 (.684)	
Detroit.....	14-7 (.667)	
Milwaukee	13-8 (.619)	
Boston.....	13-8 (.619)	
San Francisco.....	13-8 (.619)	
All Hands on Deck Tobias Myers will become the 10th different pitcher to start for the Brewers this season.....the team is playing its 26th game today.....the 10 different starters are the most in the majors ahead of Los Angeles-NL (9).		
MLB Leaders - Starters ERA (Since April 1)		
Team		ERA
New York-NL.....	2.21	
Milwaukee	2.34	
Detroit.....	2.60	
Milestone Watch Rhys Hoskins needs 1 RBI for 500 in his Major League career.		
Let's Touch Base Sal Frelick has started 24 games this season and has reached base safely in 23 of those games, including each of his last 19 contests.....his .406 OBP leads the team and is sixth in the NL.....his 19-game on-base streak is the longest by a Brewers player since William Contreras went on a 25-game run from 4/22-5/18, 2024.		
NL Longest Active On-Base Streaks		
Player		Streak
Kyle Schwarber (PHI).....	25	
Bryce Harper (PHI).....	20	
Sal Frelick (MIL)	19	
Brice is Right Brice Turang is currently among the National League leaders in the following categories:		
Category		NL Rank
Hits (35).....	1st	
Batting Average (.350).....	2nd	
Runs (24).....	2nd	
SB (8).....	T4th	
Crime & Punishment Catchers William Contreras (8-for-17) and Eric Haase (2-for-3) have thrown out a combined 10 of 20 baserunners attempting to steal (50.0%), tied with New York-NL (8-for-16) for the highest team caught stealing percentage in the majors.....Contreras leads MLB with 8 runners thrown out attempting to steal.		

TODAY'S GAME: Is game 4 (1-2) of a season-long 10-game, 11-day road trip to San Francisco (1-2), St. Louis (3g) and Chicago-AL (3g).....following this trip, the team returns to American Family Field for a 6-game homestand against Chicago-NL (3g) and Houston (3g).
IT WON'T BE THE SAME: This season marks just the second without Bob Uecker on the radio for the Milwaukee Brewers (also 1970).....the 2003 Hall of Famer passed away at the age of 90 on January 16.
CURRENT ROSTER (<i>bold indicates not on Opening Day roster</i>): PITCHERS (13) - LH Tyler Alexander, <i>RH Grant Anderson</i> , LH Jared Koenig, <i>RH Nick Mears</i> , RH Trevor Megill, <i>RH Tobias Myers</i> , RH Chad Patrick, RH Joel Payamps, RH Freddy Peralta, <i>RH Quinn Priester</i> , <i>LHP José Quintana</i> , RH Abner Uribe, <i>RH Craig Yoho</i> CATCHERS (2) - William Contreras, Eric Haase INFELDERS (6) - Jake Bauers, Vinny Capra, <i>Caleb Durbin</i> , Rhys Hoskins, Joey Ortiz, Brice Turang..... OUTFIELDERS (5) - Jackson Chourio, Isaac Collins, Sal Frelick, Garrett Mitchell, Christian Yelich
OPENING DAY ROSTER (<i>bold indicates not on current roster</i>): PITCHERS (13) - LH Tyler Alexander, <i>RH Aaron Civale</i> , <i>LH Nestor Cortes</i> , <i>LH Bryan Hudson</i> , LH Jared Koenig, RH Trevor Megill, RH Chad Patrick, RH Joel Payamps, <i>RH Elvis Peguero</i> , RH Freddy Peralta, <i>RH Elvin Rodríguez</i> , <i>LH Connor Thomas</i> , RH Abner Uribe CATCHERS (2) - William Contreras, Eric Haase INFELDERS (6) - Jake Bauers, Vinny Capra, <i>Oliver Dunn</i> , Rhys Hoskins, Joey Ortiz, Brice Turang..... OUTFIELDERS (5) - Jackson Chourio, Isaac Collins, Sal Frelick, Garrett Mitchell, Christian Yelich
IN THE TRAINER'S ROOM: LHP Aaron Ashby (right oblique), RHP Aaron Civale (left hamstring), LHP Nestor Cortes (left elbow), LHP Robert Gasser (left elbow), LHP DL Hall (left lat), OF Blake Perkins (right shin), LHP Connor Thomas (left elbow) and RHP Brandon Woodruff (right shoulder) are on the injured list.....Cortes, Gasser and Hall are on the 60-day injured list.
IN THE STANDINGS (37 days): The team has spent the following number of days alone or tied at each position in the NL Central standings: FIRST: 10*, SECOND: 14, THIRD: 7, FOURTH: 3, FIFTH: 3.....the Brewers are in second place, trailing the first-place Cubs by 2.5 games (* 9 days tied for first from 3/18-3/26 before playing their first game).
SERIES-LY SPEAKING: The Brewers are 5-2-0 in series play. Game 1: 4-4, Game 2: 5-3, Game 3: 3-5, Game 4: 1-0 Sweep Wins (-): None..... Sweep Losses (1): at NYY (3g, 3/27-3/30)
AT HOME: The Brewers are 9-4 at home, going 4-0-0 in series play.
ON THE ROAD: The Brewers are 4-8 on the road, going 1-2-0 in series play.
MANAGER: Pat Murphy is in his second season as Brewers manager.....he was voted 2024 NL Manager of the Year after going 93-69 and winning the NL Central division championship.....he is the first manager in franchise history (in either league) to earn the honor.....Murphy was named the 20th manager in franchise history on 11/15/23, replacing Craig Counsell.....he is signed to a 3-year contract through 2026.
COACHES: Returning from 2024 is associate manager Rickie Weeks (2nd season), field coordinator Néstor Corredor (3rd season/2nd in current role), pitching coach Chris Hook (7th season), assistant pitching & strategy coach Jim Henderson (4th season/2nd in current role), bullpen coach Charlie Greene (2nd season), hitting coach Connor Dawson (4th season), assistant coach Daniel de Mondesert (2nd season), infield coach Matt Erickson (2nd season) and third base coach Jason Lane (10th season/5th in current role).....first base coach Julio Borbón , lead hitting coach Al LeBoeuf and hitting coach Eric Theisen are all in their first seasons on the staff.
LET'S GO TO THE VIDEO TAPE: The team has made two replay challenges, going 2-0.....their last challenge came on 4/22 at San Francisco as an out call at first base involving Vinny Capra was overturned.
BREWING SUCCESS: The Brewers have made the postseason six times over the last seven seasons (missed in 2022) and have won the NL Central in four of the last seven seasons, three of the last four, and two straight.....the Brewers are one of just five teams to qualify for the postseason in at least six of the last seven seasons.....they are joined by the Astros (7), Braves (7), Dodgers (7) and Yankees (6).
BREWING CONSISTENCY: The Brewers, Astros and Dodgers are the only Major League teams with 86+ wins in each of the last seven full seasons (2017-24).....this does not include the shortened 2020 season.....the Brewers have 679 wins since 2017, which ranks sixth in the majors and third in the National League.....the team was just 2 games away from qualifying for the postseason in eight consecutive seasons, missing out by just a game in both 2017 and 2022.

BREWERS vs. GIANTS	
SUMMARY: Are 85-103 all time, including 1-2 this season.....went 4-2 last season.	
at MIL: Are 47-50 all time, going 40-42 at American Family Field and 7-8 at County Stadium.....went 2-1 last season in Milwaukee.	
at SF: Are 38-53 all time, going 33-49 at Oracle Park and 5-4 at Candlestick Park, including 1-2 this season.....went 2-1 last season.	

THE BREWERS WHEN...	
Scoring First.....	13-5
Opponent Scores First.....	0-7
Out-hitting Opponent.....	11-1
Out-hit by Opponent.....	1-10
Hit Totals Even.....	1-1
Committing An Error.....	5-8
Committing No Errors.....	8-4
Leading After 7 Innings.....	12-1
Trailing After 7 Innings.....	0-11
Tied After 7 Innings.....	1-0
Leading After 8 Innings.....	12-1
Trailing After 8 Innings.....	0-11
Tied After 8 Innings.....	1-0
Hitting a Home Run.....	10-6
Not Hitting a Home Run.....	3-6
Scoring at Least 4 Runs.....	10-3
Scoring 3 Runs or Fewer.....	3-9
vs. Right-Handed Starter.....	8-7
vs. Left-Handed Starter.....	5-5
Day Games.....	4-6
Night Games.....	9-6
Decided In Last At-Bat.....	1-2
Walk-off Wins & Losses.....	1-1
1-Run Games.....	3-1
Extra Innings.....	1-0
Come-From-Behind Wins.....	1
Losses After Leading.....	5
Shutouts.....	4-0
vs. NL Central.....	3-1
vs. NL East.....	0-0
vs. NL West.....	4-5
vs. National League.....	7-6
vs. AL Central.....	4-2
vs. AL East.....	0-3
vs. AL West.....	2-1
vs. American League.....	6-6
March/April.....	13-12
May.....	0-0
June.....	0-0
July.....	0-0
August.....	0-0
September.....	0-0

ALL-TIME RECORD (1969-2025)	
WON - 4321	LOST - 4542 TIED - 4

ALL-TIME IN THE NL (1998-2025)	
WON - 2121	LOST - 2175 TIED - 1

UPCOMING SCHEDULE				
DATE	OPPONENT	PROBABLE PITCHERS	TV	TIME (CT)
Thursday, April 24	at San Francisco	RHP Tobias Myers [season debut] vs. RHP Landen Roupp [2-1, 4.09]	FanDuel	2:45
Friday, April 25	at St. Louis	RHP Chad Patrick (1-1, 2.11) vs. LHP Matthew Liberatore (1-2, 3.60)	FanDuel	7:15
Saturday, April 26	at St. Louis	RHP Quinn Priester (1-0, 1.93) vs. RHP Sonny Gray (3-0, 3.41)	FanDuel	1:15
Sunday, April 27	at St. Louis	LHP José Quintana (3-0, 0.96) vs. RHP Erick Fedde (1-2, 3.33)	FanDuel	1:15

Games broadcast on 620 WTMJ and the statewide Brewers Radio Network

TODAY’S STARTER: #36 - RHP TOBIAS MYERS (SEASON DEBUT)

MYERS AT A GLANCE: Tobias Myers, 26, is making his first appearance of the season.....Myers began the season on the 15-day injured list with a left oblique strain.....he was sent to Triple-A Nashville on rehab assignment on April 8 and went 0-1 with a 2.03 ERA in 3 starts (13.1ip, 10h, 3r, 3er, 4bb, 8k, 1hr).....he last started last Friday at Charlotte (5ip, 2h, 0r, 1bb, 5k, 76 pitches).....Myers signed with Milwaukee as a free agent on 11/10/22.

LAST SEASON: Myers made his Major League debut and went 9-6 with a 3.00 ERA in 27 games/25 starts.....he had four stints with the team (4/17, 4/22-5/9, 5/21-5/31 and 6/5-end of season).....he was named Brewers Most Valuable Pitcher as voted on by members of the Milwaukee Chapter of the BBWAA.....the team went 13-12 in his starts.....he made 7 quality starts.....opponents batted .242 (126-for-520, 18hr).....Myers started Game 3 of the NL Wild Card Series against the Mets and tossed 5.0 scoreless innings, allowing just 2 hits (Qbb, 5k, 1hbp, 1wp).

A LONG ROAD TO MILWAUKEE: Myers pitched for five organizations prior to joining the Brewers after the 2022 season: Baltimore (2016-17), Tampa Bay (2017-21), Cleveland (2022), San Francisco (2022) and Chicago-AL (2022).....he did not play in the 2020 season due to the COVID-19 pandemic.....while pitching for three organizations in 2022, he went 1-15 with a 7.82 ERA in 23 games/22 starts in the Minor Leagues.....Myers was selected by Baltimore in the sixth round of the 2016 First-Year Player Draft out of Winter Haven (FL) High School.....he committed to the University of South Florida prior to being drafted.

CAREER AT AMERICAN FAMILY FIELD: Is 4-1 with a 2.86 ERA in 13 games/12 starts (69.1ip, 22er).

CAREER ON THE ROAD: Is 5-5 with a 3.15 ERA in 14 games/13 starts (68.2ip, 24er).

CAREER vs. GIANTS: Myers received no decision in a 5-4 loss on 8/27/24 at American Family Field (5ip, 3h, 3r, 3er, 1bb, 4k, 2hr, 1bk).....Brewers lost, 5-4.

MYERS’ 2025 STARTS												
DATE	OPP	DEC	IP	H	R	ER	BB	SO	HR	PC	RESULT	REC
4/24	at SF											
Totals	-											

MYERS’ 2025 REHAB STARTS AT TRIPLE-A NASHVILLE												
DATE	OPP	DEC	IP	H	R	ER	BB	SO	HR	PC	RESULT	REC
4/8	vs. MEM	-	3.1	2	0	0	2	2	0	45	W, 8-0	-
4/13	vs. MEM	L	5.0	6	3	3	1	1	1	60	L, 1-5	0-1
4/18	at CHAR	-	5.0	2	0	0	1	5	0	76	L, 1-2	-
Totals	3gs	0-1, 2.03	13.1	10	3	3	4	8	1	-	-	-

MYERS’ 2025 SPRING TRAINING STARTS												
DATE	OPP	DEC	IP	H	R	ER	BB	SO	HR	PC	RESULT	REC
3/1	vs. TEX	W	1.0	1	0	0	0	1	0	14	W, 9-4	1-0
3/5	at CWS	W	3.0	0	0	0	0	3	0	37	W, 3-2	2-0
3/10	vs. SEA	-	2.1	6	3	3	1	3	1	55	W, 7-5	-
3/15	at LAA	W	1.2	1	0	0	1	3	0	-	W, 4-0	3-0
Totals	4gs	3-0, 3.38	8.0	8	3	3	2	10	1	-	-	-

MYERS’ CAREER HIGHS	
CG.....	None
Innings.....	8.0, 6/7/24 at DET & 7/10/24 vs. PIT
Walks	4, 3x, last: 9/1/24 at CIN
Hits.....	9, 9/14/24 at ARI
Runs	5, 5/31/24 vs. CWS
Strikeouts.....	11, 9/7/24 vs. COL
10+ K Games.....	1, 9/7/24 vs. COL (11k)
Winning Streak.....	5 games, 5/21-6/23, 2024
Losing Streak.....	2 games, 4/23-5/4, 2024 & 7/22-8/4, 2024

GIANTS vs. MYERS	
Chapman500 (1-for-2, 1hr, 1k)
Fitzgerald.....	.000 (0-for-2, 1k)
Ramos.....	.500 (1-for-2, 1k)
Wade Jr.000 (0-for-3)
Yastrzemski.....	.000 (0-for-2)

BREWERS HIGHS & LOWS & MISCELLANEOUS

CLUB MISCELLANEOUS:
Longest Winning Streak 4, 4/1-4/4
Longest Winning Streak - Home 4, 4/1-4/4
Longest Winning Streak - Road..... 2, 4/8-4/9
Longest Losing Streak 4, 3/27-3/31
Longest Losing Streak - Home
Longest Losing Streak - Road..... 3, 3/27-3/30 & 4/12-4/21
Longest Game - Innings..... 11, 4/2 vs. KC
Longest Game - Innings Home..... 11, 4/2 vs. KC
Longest Game - Innings Road..... 9, many times
Longest Game - Time 3:10, 4/2 vs. KC
Longest Game - Time Home 3:10, 4/2 vs. KC
Longest Game - Time Road..... 3:08, 3/27 at NYY
Shortest Game - Time 1:59, 4/19 vs. ATH
Shortest Game - Time Home 1:59, 4/19 vs. ATH
Shortest Game - Time Road..... 2:28, 4/11 at ARI
Most Errors - Game..... 2, 4/14 vs. DET & 4/23 at SF
Most Double Plays Turned - Game..... 3, 4/12 at ARI & 4/22 at SF
Largest Winning Margin 15, 4/9 at COL (17-2)
Largest Winning Margin - Home 13, 4/20 vs. ATH (14-1)
Largest Winning Margin - Road..... 15, 4/9 at COL (17-2)
Largest Losing Margin 11, 3/29 at NYY (20-9)
Largest Losing Margin - Home 10, 3/31 vs. KC (11-1)
Largest Losing Margin - Road..... 11, 3/29 at NYY (20-9)
Most Games Over .500 2, 5x, last: 13-11 on 4/22
Most Games Under .500..... 4, 0-4 on 3/31
Biggest Comeback to Win..... 1, 4/2 vs. KC (trailed 2-1, won 3-2)
Biggest Blown Lead in Loss..... 4, 4/12 at ARI (led 4-0, lost 5-4)
Highest Attendance - Home..... 41,922, 3/31 vs. KC
Highest Attendance - Road..... 46,683, 3/29 at NYY

CLUB BATTING:
Most At-Bats - Game 44, 3/29 at NYY
Most Hits - Game 17, 4/20 vs. ATH
Fewest Hits - Game..... 3, 4/19 vs. ATH
Most Runs - Game 17, 4/9 at COL
Most Runs - Inning..... 8, 4/22 at SF (6th inning)
Fewest Runs - Game..... 1, 4x, last: 4/19 vs. ATH
Most Doubles - Game 3, 4/2 vs. KC & 4/10 at COL
Most Triples - Game..... 1, 4x, last: 4/16 vs. DET
Most HR - Game 3, 3x, last: 4/16 vs. DET
Most LOB - Game 14, 4/2 vs. KC
Most GDP - Game 2, 4/8 at COL
Most Strikeouts - Game..... 17, 4/2 vs. KC
Most Walks - Game 7, 4/2 vs. KC & 4/20 vs. ATH
Most Stolen Bases - Game 9, 4/20 vs. ATH (franchise record)
Back-to-Back Homers (1)..... 4/8 at COL (Yelich & Contreras)
Batting Around (6)..... last: 4/22 at SF (6th inning)

CLUB PITCHING:
Most Runs Allowed - Game 20, 3/29 at NYY
Most Runs Allowed - Inning..... 6, 3/29 at NYY (3rd inning) & 3/31 vs. KC (7th inning)
Fewest Runs Allowed - Game 0, 4x, last: 4/15 vs. DET
Most Hits Allowed - Game 16, 3/29 at NYY
Fewest Hits Allowed - Game..... 1, 4/15 vs. DET
Most HR Allowed - Game 9, 3/29 at NYY (tied NL record)
Most Walks Allowed - Game 8, 3/29 at NYY & 4/12 at ARI
Most Strikeouts - Game..... 14, 3x, last: 4/20 vs. ATH
Quality Starts (6) Quintana (2), Peralta (1), Cortes (1), Patrick (1), Henderson (1)
Opponent Batting Around (6) last: 4/23 at SF (6th inning)

INDIVIDUAL BATTING:
Most At-Bats - Game 6, Chourio, 3/29 at NYY & Turang, 4/2 vs. KC
Most Runs - Game 3, 7x, last: Turang & Yelich, 4/20 vs. ATH
Most Hits - Game 4, Frelick, 4/5 vs. CIN & Turang, 4/22 at SF
Most Doubles - Game 1, many times
Most Triples - Game 1, 4x, last: Mitchell, 4/16 vs. DET
Most HR - Game 2, Chourio, 4/6 vs. CIN
Most Total Bases - Game..... 8, Chourio, 4/6 vs. CIN
Most RBI - Game 5, Chourio, 4/6 vs. CIN & 4/9 at COL
Most Walks - Game 3, Ortiz, 4/9 at COL
Most Strikeouts - Game..... 5, Chourio, 3/27 at NYY
Most Stolen Bases - Game 3, Turang, 4/20 vs. ATH
Longest Hitting Streak 14, Chourio, 3/29-4/12
Grand Slams (1)..... Yelich, 4/22 at SF
Pinch-Hit Homers.....
Leadoff Homers.....
Walk-off Homers.....
Inside-the-Park Homers.....

INDIVIDUAL PITCHING:
Most Innings Pitched - Start..... 8.0, Peralta, 4/2 vs. KC
Most Innings Pitched - Relief 5.0, Rodríguez, 4/14 vs. DET
Most Strikeouts - Game..... 9, Henderson, 4/20 vs. ATH
Most Walks - Game 5, Cortes, 3/29 at NYY
Most HR Allowed - Game 5, Cortes, 3/29 at NYY
Longest Winning Streak 3, Quintana, 4/11-current
Longest Losing Streak 2, Rodríguez, 3/31-current

RUNS BY INNING:														
Inning	1	2	3	4	5	6	7	8	9	10	11	12+	Total	
Opponent	14	13	11	11	6	13	22	12	10	1	-	-	113	
Brewers	8	12	24	15	16	13	16	3	18	1	1	-	127	

MARGIN OF VICTORY:												
Margin	1	2	3	4	5	6	7	8	9	10+	Total	
Opponent	1	3	2	1	1	-	-	1	1	2	12	
Brewers	3	1	-	1	2	2	1	1	-	2	13	

BREWERS ON THE MOUND

TOMORROW'S STARTER: RHP CHAD PATRICK (5g, 4gs, 1-1, 2.11)
RHP Chad Patrick will be making his sixth appearance and fifth start of the season.....Patrick last pitched last Saturday vs. Athletics and took a 3-1 loss (6ip, 7h, 2r, 2er, 0bb, 7k, 1hr, 94 pitches).....the team is 2-2 in his starts.....he has 1 quality start.....opponents are batting .244 (19-for-78, 3hr).....he made his Major League debut on 3/29 at Yankee Stadium, pitching in relief.....this will be his first career appearance against the Cardinals.

#33 LHP TYLER ALEXANDER (6g, 3gs, 1-1, 3.66, 1sv)		opp avg: .208 (15-for-72, 1hr)	
1st batter retired/faced: 3-3	saves/opp: 1-1	IR/S: 0-0	WHIP: 1.27
last 4 apps (IP/PC): 4/20 vs. ATH (3.0/42)	4/14 vs. DET (4.0/81)	4/9 at COL (3.2/79)	4/4 vs. CIN (5.2/83)
🕒 Last pitched on Sunday vs. Athletics and earned his first professional save at any level (3ip, 1h, 5k)			
🕒 Has made 3 appearances as a starter and 3 appearances out of the bullpen			
🕒 This season is 1-1 with a 4.05 ERA as a starter (13.1ip, 6er) and 0-0 with a 2.84 ERA as a reliever (6.1ip, 2er)			
🕒 Signed with Milwaukee as a free agent on Feb. 12.....is signed through the 2025 season			
🕒 Last season went 6-5 with a 5.10 ERA in 23 games/9 starts with Tampa Bay during four stints with the team			

#56 RHP GRANT ANDERSON (10g, 1-1, 3.77, 0sv)opp avg: .232 (13-for-56, 1hr)

1st batter retired/faced: 7-10saves/opp: 0-0IR/S: 5-3WHIP: 1.33

last 4 apps (IP/PC): 4/22 at SF (1.0/23)4/21 at SF (1.0/12)4/19 vs. ATH (1.0/12)4/18 vs. ATH (1.0/10)

🕒 Last pitched on Tuesday at San Francisco (1ip, 1h, 1r, 1er, 1bb)





🕒 Was recalled on March 31 from Triple-A Nashville

🕒 Was acquired from Texas on Jan. 2 in exchange for LHP Mason Molina

🕒 Last season went 0-1 with an 8.10 ERA and 1 save in 23 relief appearances with Texas during six stints





🕒 Also made 26 relief appearances at Triple-A Round Rock last season, going 3-0 with a 2.93 ERA and 1 save

#47 LHP JARED KOENIG (12g, 1-0, 2.45, 0sv)		opp avg: .135 (5-for-37, 0hr)	
1st batter retired/faced: 9-12	saves/opp: 0-0	IR/S: 5-2	WHIP: 0.82
last 4 apps (IP/PC): 4/21 at SF (0.2/9)	4/19 vs. ATH (1.0/16)	4/16 vs. DET (1.0/11)	4/15 vs. DET (1.1/15)
🕒 Last pitched Monday at San Francisco (0.2ip, 2h, 1r, 1er).....had run of 10 straight scoreless outings end (9.2ip)			
🕒 Made his first career Opening Day roster			
🕒 Last season went 9-4 with a 2.47 ERA and 1 save in 55 games/6 starts with Milwaukee during four stints			
🕒 Held opponents to a .229 batting average last season as he recorded 63 strikeouts in 62.0 innings			
🕒 Went unscored upon as a starter last season, all coming as an opener (6gs, 6ip, 4h, 1bb, 8k)			

#25 RHP NICK MEARS (8g, 0-0, 1.17, 0sv)			opp avg: .115 (3-for-26, 0hr)				
1st batter retired/faced: 6-8		saves/opp: 0-1		IR/S: 8-5		WHIP: 0.52	
last 4 apps (IP/PC): 4/23 at SF (1.0/24)		4/21 at SF (1.0/12)		4/18 vs. ATH (1.0/26)		4/15 vs. DET (1.0/17)	
 Last pitched yesterday at San Francisco (1ip, 2h, 1r, 0er, 2k)....allowed 3 inherited runners to score in sixth inning							
 Began the season on the 15-day injured list recovering from an illness experienced during Spring Training							
 In 2024 went 1-5 with a 5.93 ERA in a career-high 54 relief outings with Colorado (41g) and Milwaukee (13g)							
 Was acquired by Milwaukee from Colorado last July 27 for RHP Bradley Blalock and RHP Yujanyer Herrera							

#29 RHP TREVOR MEGILL (8g, 0-1, 4.26, 2sv)		opp avg: .238 (5-for-21, 0hr)	
1st batter retired/faced: 7-8	saves/opp: 2-3	IR/S: 3-2	WHIP: 1.42
last 4 apps (IP/PC): 4/18 vs. ATH (0.2/5)	4/16 vs. DET (1.0/7)	4/12 at ARI (0.1/17)	4/11 at ARI (1.0/20)
<div>🕒 Last pitched on 4/18 vs. Athletics and notched his second save of the season (0.2ip)</div>			
<div>🕒 Is unscored upon in 7 of his 8 appearances this season</div>			
<div>🕒 Last season went 1-3 with a 2.72 ERA and a career-high 21 saves in 48 relief appearances with Milwaukee</div>			
<div>🕒 Held opponents to a .200 batting average last season with 50 strikeouts in 46.1 innings</div>			
<div>🕒 Went 21-for-24 in save opportunities last season (87.5%).....ranked ninth in the National League in saves</div>			

#31 RHP JOEL PAYAMPS (11g, 0-1, 14.63, 1sv)			opp avg: .417 (15-for-36, 2hr)				
1st batter retired/faced: 6-11		saves/opp: 1-1		IR/S: 4-2		WHIP: 2.38	
last 4 apps (IP/PC): 4/22 at SF (1.0/9)		4/21 at SF (0.1/4)		4/19 vs. ATH (1.0/10)		4/12 at ARI (0.1/10)	
<div>🕒 Last pitched on Tuesday at San Francisco and tossed a scoreless ninth inning (3h)</div>							
<div>🕒 Last season went 3-7 with a 3.05 ERA and a career-high 6 saves in 68 relief appearances with Milwaukee</div>							
<div>🕒 Posted career bests last season in opponent AVG (.184) and WHIP (0.97).....recorded 21 holds (T10th in NL)</div>							
<div>🕒 Had a 1.03 ERA over his last 30 appearances last season (26.1ip, 3er)</div>							

#45 RHP ABNER URIBE (10g, 1-0, 0.93, 0sv)			opp avg: .212 (7-for-33, 0hr)				
1st batter retired/faced: 7-10		saves/opp: 0-0		IR/S: 3-0		WHIP: 1.03	
last 4 apps (IP/PC): 4/18 vs. ATH (1.0/16)		4/16 vs. DET (0.1/6)		4/15 vs. DET (0.2/7)		4/12 at ARI (1.0/13)	
 Last pitched on 4/18 vs. Athletics and tossed a scoreless seventh inning (1h, 1k)							
 Served a 4-game suspension (originally 6 games) to begin the season for an incident last 4/30 vs. Tampa Bay							
 Last season went 2-2 with a 6.91 ERA and 3 saves in 14 relief appearances with Milwaukee							
 Underwent right knee surgery last July 18, performed by Dr. Neal ElAttrache, and missed the rest of the season							

#48 RHP CRAIG YOHO (2g, 0-0, 4.50, 0sv)	opp avg: .400 (2-for-5, 0hr)		
1st batter retired/faced: 2-2	saves/opp: 0-0	IR/S: 0-0	WHIP: 2.00
last 4 apps (IP/PC): 4/23 at SF (1.0/25)	4/21 at SF (1.0/20)	4/18 at CHAR (1.0/14)	4/16 at CHAR (1.1/27)
🕒 Last pitched yesterday at San Francisco and worked a scoreless seventh inning (1h, 1bb, 1k)			
🕒 Made his Major League debut Monday at San Francisco (1ip, 1h, 1r, 1er, 1bb, 1k)			
🕒 Was selected Monday from Triple-A Nashville (8g, 0-0, 0.00era, 9.2ip, 5h, 1r, 0er, 3bb, 9k)			
🕒 Last season named Brewers Co-Minor League Pitcher of the Year after going 4-2 with a 0.94 ERA and 10 saves in 48 relief appearances at Class-A Wisconsin (16g), Double-A Biloxi (18g) and Triple-A Nashville (14g).....had 101 strikeouts in 57.2 innings.....opponents batted .151			
🕒 Was selected by Milwaukee in the eighth round of the 2023 First-Year Player Draft from Indiana University			

BREWERS vs. OPPONENTS
vs. Chicago-NL: 0-0, 0.00 (0ip, 0er)
vs. Cincinnati: 3-1, 3.25 (36ip, 13er)
vs. Pittsburgh: 0-0, 0.00 (0ip, 0er)
vs. St. Louis: 0-0, 0.00 (0ip, 0er)
vs. Atlanta: 0-0, 0.00 (0ip, 0er)
vs. Miami: 0-0, 0.00 (0ip, 0er)
vs. New York-NL: 0-0, 0.00 (0ip, 0er)
vs. Philadelphia: 0-0, 0.00 (0ip, 0er)
vs. Washington: 0-0, 0.00 (0ip, 0er)
vs. Arizona: 1-2, 2.81 (25.2ip, 8er)
vs. Colorado: 2-1, 3.46 (26ip, 10er)
vs. Los Angeles-NL: 0-0, 0.00 (0ip, 0er)
vs. San Diego: 0-0, 0.00 (0ip, 0er)
vs. San Francisco: 1-2, 3.96 (25ip, 11er)
vs. Chicago-AL: 0-0, 0.00 (0ip, 0er)
vs. Cleveland: 0-0, 0.00 (0ip, 0er)
vs. Detroit: 2-1, 2.00 (27ip, 6er)
vs. Kansas City: 2-1, 3.72 (29ip, 12er)
vs. Minnesota: 0-0, 0.00 (0ip, 0er)
vs. Baltimore: 0-0, 0.00 (0ip, 0er)
vs. Boston: 0-0, 0.00 (0ip, 0er)
vs. New York-AL: 0-3, 12.75 (24ip, 34er)
vs. Tampa Bay: 0-0, 0.00 (0ip, 0er)
vs. Toronto: 0-0, 0.00 (0ip, 0er)
vs. Houston: 0-0, 0.00 (0ip, 0er)
vs. Los Angeles-AL: 0-0, 0.00 (0ip, 0er)
vs. Athletics: 2-1, 2.33 (27ip, 7er)
vs. Seattle: 0-0, 0.00 (0ip, 0er)
vs. Texas: 0-0, 0.00 (0ip, 0er)

STARTERS & RELIEVERS		
Starters	Category	Relievers
10-8	W/L	3-4
3.44	ERA	5.07
25	GAMES	25
6	QUALITY STARTS	-
0	CG	-
0	SHO	-
-	SV/OPP	4-6
125.2	INNINGS	94.0
107	HITS	87
52	RUNS	61
48	EARNED RUNS	53
52	WALKS	43
110	STRIKEOUTS	97
22	HOME RUNS	9
465	AT-BATS	353
.230	OPP AVG.246

BEHIND THE PLATE						
Catcher	Innings	ER	ERA	E	PB	W-L
Contreras	176.2	88	4.48	-	1	10-11
Haase	43.0	13	2.72	-	-	3-1

Catcher	Stolen Bases	CS	PCT.
Contreras	9	8	47.1%
Haase	1	2	66.7%
Pitchers	-	-	-

BREWERS AT THE PLATE

#9 1B/OF JAKE BAUERS (14g, .280, 2hr, 5rbi, 1sb, .379obp, .560slg) **last HR:** 4/22 at SF
this series: .571 (4-for-7, 1hr, 2rbi) **recent homestand:** .000 (0-for-4, 0hr, 0rbi)

👉 Has appeared in 14 games, including 5 starts at first base

👉 Appeared as a pitcher on 3/29 and 3/30 at New York-AL (2ip, 2h, 0r, 1bb, 0k, 2hbp).....now has 6 appearances as a pitcher in his career, all with the Brewers, posting a 3.00 ERA (6ip, 7h, 2r, 2er, 5bb, 1k, 0hr)

👉 Appeared in 117 games last season (.199, 12hr, 43rbi, 13sb) with 77 starts (60g at 1B, 8g at DH, 7g in LF, 2g in RF)

#18 INF VINNY CAPRA (16g, .083, 1hr, 3rbi, 0sb, .132obp, .167slg) **last HR:** 3/27 at NYY (1st career)
this series: .000 (0-for-4, 0hr, 0rbi) **recent homestand:** .000 (0-for-4, 0hr, 0rbi)

👉 Has appeared in 16 games, including 9 starts (8g at 3B, 1g at SS).....made first career start at SS on Tuesday

👉 Has 1 hit in last 32 at-bats and is hitless in last 23 at-bats

👉 Hit his first career home run with a solo shot off Carlos Rodón on Opening Day at New York-AL.....is the first in franchise history to hit his first career homer on Opening Day.....made his first career Opening Day roster

👉 Batted .292 (14-for-48) with 6 HR (tied for team lead), 14 RBI (led team) and 2 SB in 19 games in Spring Training

👉 Had one stint with the Brewers last season (7/3-7/11), appearing in 3 games with 2 starts, both at third base

#11 OF JACKSON CHOURIO (25g, .248, 5hr, 20rbi, 2sb, .265obp, .477slg) **last HR:** 4/12 at ARI
this series: .154 (2-for-13, 0hr, 1rbi) **recent homestand:** .167 (4-for-24, 0hr, 2rbi)

👉 Has started all 25 games this season (17g in LF, 7g in RF, 1g at DH)

👉 Is among NL leaders in XBH (6th, 14), RBI (T7th, 20), doubles (T7th, 8), total bases (T8th, 52) and runs (9th, 19)

👉 From 3/29-4/12 recorded a career-high 14-game hitting streak, batting .339 (21-for-62) with 5 HR and 17 RBI

👉 Has a pair of 5-RBI games this season - 4/6 vs. Cincinnati and 4/9 at Colorado - tying his career high (3x)

👉 Last season hit .275 with 21 HR, 79 RBI and 22 SB in 148 games to finish third in NL Rookie of the Year voting

👉 Became the first rookie in franchise history to produce a 20 HR/20 SB season

👉 Became the youngest player in MLB history (20.185) to have a 20 HR/20 SB season (20th HR on 9/12 at SF)

#6 INF/OF ISAAC COLLINS (14g, .192, 0hr, 0rbi, 2sb, .222obp, .308slg) **last HR:** None
this series: .000 (0-for-2, 0hr, 0rbi) **recent homestand:** .000 (0-for-3, 0hr, 0rbi)

👉 Has appeared in 14 games, including 6 starts (4g in LF, 2g at DH).....made his first career Opening Day roster

👉 Has 1 hit in his last 19 at-bats and is hitless in his last 11 at-bats

👉 Appeared in 11 games with the Brewers last season, including 3 starts, all in left field, and made his MLB debut

#24 C WILLIAM CONTRERAS (24g, .244, 3hr, 15rbi, 3sb, .347obp, .372slg) **last HR:** 4/13 at ARI
this series: .250 (3-for-12, 0hr, 2rbi) **recent homestand:** .300 (6-for-20, 0hr, 3rbi)

👉 Has appeared in 24 games, all starts (21g at C, 3g at DH)

👉 Had an 11-game hitting streak ended Saturday.....batted .341 (14-for-41) with 3 HR and 12 RBI during the streak

👉 Was named National League Player of the Week for 4/7-4/13 (.391, 3hr, 10rbi, .423obp, .870slg, 1.293ops)

👉 Last season batted .281 with 23 HR and 92 RBI in 155 games with Milwaukee.....was named Brewers MVP for the second consecutive season as voted on by members of the Milwaukee Chapter of the BBWAA

👉 Finished fifth in 2024 NL MVP voting, was named to the All-MLB First Team, and won his second consecutive Silver Slugger Award.....was also an All-Star for the second time (started at catcher)

#21 INF CALEB DURBIN (6g, .261, 1hr, 3rbi, 1sb, .320obp, .435slg) **last HR:** 4/20 at SF
this series: .333 (4-for-12, 1hr, 2rbi) **recent homestand:** .182 (2-for-11, 0hr, 1rbi)

👉 Has appeared in 6 games, all starts at third base.....made his Major League debut on 4/18

👉 Hit his first career home run with a 2-run shot off of Robbie Ray on Monday at San Francisco

👉 Was recalled on Friday from Triple-A Nashville (13g, .278, 2hr, 3rbi, 3sb)

👉 Was acquired from the Yankees with LHP Nestor Cortes and cash for RHP Devin Williams on Dec. 13

👉 Spent most of last season at Triple-A Scranton/Wilkes-Barre (82g, .287, 10hr, 60rbi, 29sb)

👉 Missed two months last season (5/24-7/24) with a fractured right wrist.....following the season played for the Salt River Rafters in the Arizona Fall League and was named Breakout Prospect of the Year as he set an AFL record with 29 stolen bases

#10 OF SAL FRELICK (25g, .318, 1hr, 6rbi, 7sb, .406obp, .432slg) **last HR:** 4/16 vs. DET
this series: .167 (2-for-12, 0hr, 0rbi) **recent homestand:** .400 (8-for-20, 1hr, 1rbi)

👉 Has appeared in all 25 games this season, including 24 starts (18g in RF, 6g in CF)

👉 Is among NL leaders in OBP (6th, .406), SB (T6th, 7) and batting average (T9th, .318)

👉 Hit his first home run of the season on 4/16, ending a streak of 397 AB without a homer (regular season)

👉 Appeared in 145 games last season (.259, 2hr, 32rbi, 18sb), making 129 starts (87g in RF, 21g in LF, 21g in CF)

👉 Won his first career Gold Glove Award last season (right field)

#13 C ERIC HAASE (9g, .267, 1hr, 2rbi, 0sb, .353obp, .467slg) **last HR:** 4/1 vs. KC
this series: .000 (0-for-0, 0hr, 0rbi) **recent homestand:** .400 (2-for-5, 0hr, 1rbi)

👉 Has appeared in 9 games, including 4 starts at catcher

👉 Last season batted .273 with 5 HR and 14 RBI in 30 games with Milwaukee.....made 17 starts (16g at C, 1g at DH)

#12 1B RHYS HOSKINS (22g, .273, 3hr, 12rbi, 1sb, .380obp, .424slg) **last HR:** 4/20 vs. ATH
this series: .400 (2-for-5, 0hr, 0rbi) **recent homestand:** .450 (9-for-20, 3hr, 8rbi)

👉 Has appeared in 22 games, including 20 starts at first base

👉 Is batting .440 (11-for-25) with 3 HR and 8 RBI over his last 8 games

👉 Needs **43 runs** for 500, **23 HR** for 200 and **1 RBI** for 500

👉 Last season hit .214 with 26 HR and 82 RBI in 131 games with Milwaukee.....had 124 starts (88g at 1B, 36g at DH)

#5 OF GARRETT MITCHELL (23g, .203, 0hr, 3rbi, 1sb, .278obp, .297slg) **last HR:** 9/20/24 vs. ARI
this series: .100 (1-for-10, 0hr, 0rbi) **recent homestand:** .176 (3-for-17, 0hr, 1rbi)

👉 Has appeared in 23 games, including 19 starts in center field.....has 2 hits in his last 19 at-bats

👉 Last season batted .255 with 8 HR, 21 RBI and 11 SB in 69 games with Milwaukee.....joined the team on July 1 after missing three months with a fractured left index finger.....made 54 starts (36g in CF, 15g in RF, 3g at DH)

#3 INF JOEY ORTIZ (24g, .173, 0hr, 4rbi, 2sb, .264obp, .185slg) **last HR:** 9/20/24 vs. ARI
this series: .000 (0-for-5, 0hr, 0rbi) **recent homestand:** .130 (3-for-23, 0hr, 2rbi)

👉 Has started 24 games this season, all coming at shortstop.....has 1 hit in his last 22 AB

👉 Appeared in 142 games last season (.239, 11hr, 60rbi, 11sb) and made 129 starts (124g at 3B, 4g at 2B, 1g at SS)

#2 INF BRICE TURANG (25g, .350, 3hr, 14rbi, 8sb, .385obp, .460slg) **last HR:** 4/8 at COL
this series: .538 (7-for-13, 0hr, 3rbi) **recent homestand:** .286 (6-for-21, 0hr, 1rbi)

👉 Has started all 25 games this season, all coming at second base

👉 Ranks among MLB leaders in runs (2nd, 24), hits (3rd, 35), batting average (4th, .350) and SB (T4th, 8)

👉 Had a career-high 12-game hitting streak to begin the season (16-for-49, .327, 3hr, 8rbi).....marked the second-longest hitting streak to begin a season in franchise history behind only Dickie Thon (13g in 1993)

👉 Last season batted .254 with 7 HR, 57 RBI and 50 SB (third in MLB) in 155 games with Milwaukee

👉 Made 142 starts in 2024, all at second base.....became the first second baseman in franchise history to win a Gold Glove Award and the first player in franchise history to win a Platinum Glove Award.....led MLB with 22 DRS

#22 OF CHRISTIAN YELICH (24g, .212, 5hr, 19rbi, 5sb, .330obp, .424slg) **last HR:** 4/22 at SF
this series: .273 (3-for-11, 1hr, 4rbi) **recent homestand:** .389 (7-for-18, 1hr, 5rbi)

👉 Has appeared in 24 games, including 23 starts (19g at DH, 4g in LF)

👉 Needs **10 games** for 1,500 and **42 runs** for 1,000.....batting .360 (9-for-25) with 2 HR and 9 RBI in last 7 games

👉 Last season batted .315 with 11 HR, 42 RBI and 21 SB in 73 games.....made 73 starts (47g in LF, 26g at DH)

👉 Was an All-Star for the third time last season and starter (RF) for the second time

👉 Had two stints on the injured list last season with low back issues.....missed 81 games while on the injured list, including the last 61 games of the season.....underwent surgery last Aug. 16, performed by Dr. Brandon Rebholz

BREWERS vs. ROUPP	
Bauers500 (1-for-2, 1bb)
Chourio.....	.250 (1-for-4, 1bb, 1k)
Contreras.....	.750 (3-for-4)
Frelick000 (0-for-2)
Hoskins.....	.000 (0-for-1, 1k)
Mitchell.....	.000 (0-for-2, 1bb)
Ortiz000 (0-for-3, 1k)
Turang000 (0-for-4, 1k)

HOME RUN TOTALS					
Player	Solo	2-Run	3-Run	GS	Total
Bauers	-	2	-	-	2
Capra	1	-	-	-	1
Collins	-	-	-	-	-
Chourio	3	-	2	-	5
Contreras	1	2	-	-	3
Durbin	-	1	-	-	1
Frelick	1	-	-	-	1
Haase	1	-	-	-	1
Hoskins	2	1	-	-	3
Mitchell	-	-	-	-	-
Ortiz	-	-	-	-	-
Turang	1	2	-	-	3
Yelich	3	1	-	1	5
Totals	13	9	2	1	25

LINEUP CARD (13-12) - 19 DIFFERENT LINEUPS	
1.	Turang (9-8), Chourio (4-4)
2.	Chourio (9-8), Yelich (3-3), Collins (0-1), Turang (1-0)
3.	Yelich (8-8), Contreras (4-4), Collins (1-0)
4.	Contreras (8-8), Hoskins (3-4), Mitchell (1-0), Yelich (1-0)
5.	Frelick (11-10), Hoskins (2-1), Mitchell (0-1)
6.	Hoskins (5-5), Bauers (3-2), Ortiz (1-3), Capra (2-1), Frelick (2-1)
7.	Mitchell (3-9), Ortiz (3-2), Dunn (2-1), Collins (3-0), Capra (2-0)
8.	Ortiz (5-6), Mitchell (4-1), Capra (1-3), Dunn (2-1), Haase (1-0), Collins (0-1)
9.	Turang (3-4), Durbin (3-3), Dunn (2-3), Ortiz (3-1), Haase (2-1)

STARTS BY POSITION	
P	Peralta (3-3), Patrick (2-2), Alexander (2-1), Priester (1-2), Quintana (3-0), Cortes (1-1), Rodríguez (0-2), Civalé (0-1), Henderson (1-0)
C	Contreras (10-11), Haase (3-1)
1B	Hoskins (10-10), Bauers (3-2)
2B	Turang (13-12)
3B	Dunn (6-5), Capra (4-4), Durbin (3-3)
SS	Ortiz (12-12), Capra (1-0)
LF	Chourio (8-9), Yelich (2-2), Collins (3-1)
CF	Mitchell (8-11), Frelick (5-1)
RF	Frelick (8-10), Chourio (5-2)
DH	Yelich (10-9), Contreras (2-1), Collins (1-1), Chourio (0-1)

MILESTONES		
Player	Needs	For
Capra.....	1 SB	1
Collins	1 HR	1
	1 RBI	1
Contreras.....	24 hits.....	500
Hoskins.....	43 runs.....	500
	23 HR	200
	1 RBI.....	500
Turang	16 SB	100
Yelich	10 games.....	1,500
	42 runs.....	1,000

2025 Brewers Day-by-Day												
G	Date	Opp	W/L	Score	Winning Pitcher	Losing Pitcher	Save	Record	Position	GA/GB	Attendance	Total
1	3/27	at NYY	L	2-4	Rodón, 1-0	Peralta, 0-1	Williams, 1	0-1	T3	-1.0	46,208 (sellout)	46,208
	3/28	OFF DAY						0-1	T4	-1.0		
2	3/29	at NYY	L	9-20	Gómez, 1-0	Cortes, 0-1		0-2	5	-2.0	46,683 (sellout)	92,891
3	3/30	at NYY	L	3-12	Hill, 1-0	Civale, 0-1		0-3	5	-3.0	41,803	134,694
4	3/31	vs. KC	L	1-11	Bubic, 1-0	Rodríguez, 0-1		0-4	5	-3.0	41,922 (sellout)	41,922
5	4/1	vs. KC	W	5-0	Uribe, 1-0	Lorenzen, 0-1		1-4	4	-2.0	18,008	59,930
6	4/2	vs. KC	W	3-2 (11)	Koenig, 1-0	Long, 0-2		2-4	T3	-2.0	19,112	79,042
7	4/3	vs. CIN	W	1-0	Cortes, 1-1	Lodolo, 1-1	Payamps, 1	3-4	3	-1.5	20,113	99,155
8	4/4	vs. CIN	W	3-2	Alexander, 1-0	Martinez, 0-2	Megill, 1	4-4	3	-1.0	23,004	122,159
9	4/5	vs. CIN	L	7-11	Singer, 2-0	Rodríguez, 0-2		4-5	3	-2.0	32,772	154,931
10	4/6	vs. CIN	W	8-2	Patrick, 1-0	Spiers, 0-2		5-5	2	-1.0	25,778	180,709
	4/7	OFF DAY						5-5	2	-1.5		
11	4/8	at COL	W	7-1	Peralta, 1-1	Freeland, 0-2		6-5	2	-1.5	18,657	153,351
12	4/9	at COL	W	17-2	Anderson, 1-0	Senzatela, 0-2		7-5	2	-0.5	18,867	172,218
13	4/10	at COL	L	2-7	Alexander, 1-1	Payamps, 0-1		7-6	2	-1.0	18,593	190,811
14	4/11	at ARI	W	7-0	Quintana, 1-0	Rodriguez, 0-2		8-6	1	+Pct.	32,026	222,837
15	4/12	at ARI	L	4-5	Nelson, 1-0	Megill, 0-1		8-7	2	-1.0	34,853	257,690
16	4/13	at ARI	L	2-5	Beeks, 1-0	Hudson, 0-1	Puk, 3	8-8	T3	-2.0	30,057	287,747
17	4/14	vs. DET	L	1-9	Skubal, 2-2	Alexander, 1-1		8-9	4	-2.0	20,892	201,601
18	4/15	vs. DET	W	5-0	Priester, 1-0	Flaherty, 1-1		9-9	3	-2.0	18,396	219,997
19	4/16	vs. DET	W	5-1	Quintana, 2-0	Montero, 0-1		10-9	2	-1.0	22,360	242,357
	4/17	OFF DAY						10-9	2	-1.0		
20	4/18	vs. ATH	W	5-3	Peralta, 2-1	Ginn, 1-1	Megill, 2	11-9	2	-1.0	25,008	267,365
21	4/19	vs. ATH	L	1-3	Severino, 1-3	Patrick, 1-1	Miller, 6	11-10	2	-2.0	30,659	298,024
22	4/20	vs. ATH	W	14-1	Henderson, 1-0	Springs, 3-2	Alexander, 1	12-10	2	-1.0	21,512	319,536
23	4/21	at SF	L	2-5	Birdsong, 1-0	Anderson, 1-1	Doval, 3	12-11	2	-1.5	31,758	319,505
24	4/22	at SF	W	11-3	Quintana, 3-0	Hicks, 1-3		13-11	2	-1.5	28,573	348,078
25	4/23	at SF	L	2-4	Webb, 3-1	Peralta, 2-2	Doval, 4	13-12	2	-2.5	29,049	377,127
26	4/24	at SF	2:45	FanDuel								
27	4/25	at STL	7:15	FanDuel								
28	4/26	at STL	1:15	FanDuel								
29	4/27	at STL	1:15	FanDuel								
	4/28	OFF DAY										
30	4/29	at CWS	6:40	FanDuel Extra								
31	4/30	at CWS	6:40	FanDuel								
32	5/1	at CWS	1:10	FanDuel								
33	5/2	vs. CHC	7:10	Apple TV+								
34	5/3	vs. CHC	6:10	FanDuel								
35	5/4	vs. CHC	1:10	FanDuel								
36	5/5	vs. HOU	6:40	FanDuel								
37	5/6	vs. HOU	6:40	FanDuel								
38	5/7	vs. HOU	12:10	FanDuel								
	5/8	OFF DAY										
39	5/9	at TB	6:05	FanDuel								
40	5/10	at TB	3:10	FanDuel								
41	5/11	at TB	12:40	FanDuel								
42	5/12	at CLE	5:10	FanDuel								
43	5/13	at CLE	5:10	FanDuel								
44	5/14	at CLE	12:10	FanDuel								
	5/15	OFF DAY										
45	5/16	vs. MIN	7:10	FanDuel								
46	5/17	vs. MIN	6:15	FOX								
47	5/18	vs. MIN	1:10	FanDuel								
48	5/19	vs. BAL	6:40	FanDuel								
49	5/20	vs. BAL	6:40	FanDuel/FOX6								
50	5/21	vs. BAL	12:10	FanDuel								
51	5/22	at PIT	5:40	FanDuel								
52	5/23	at PIT	5:40	FanDuel								
53	5/24	at PIT	3:05	FanDuel								
54	5/25	at PIT	12:35	FanDuel								
55	5/26	vs. BOS	1:10	FanDuel								
56	5/27	vs. BOS	6:40	FanDuel								
57	5/28	vs. BOS	12:10	FanDuel								
	5/29	OFF DAY										
58	5/30	at PHI	5:45	FanDuel								
59	5/31	at PHI	3:05	FanDuel/FS1								
60	6/1	at PHI	12:35	FanDuel								
61	6/2	at CIN	6:10	FanDuel/FS1								
62	6/3	at CIN	6:10	FanDuel								
63	6/4	at CIN	11:40	FanDuel								
	6/5	OFF DAY										
64	6/6	vs. SD	7:10	FanDuel								
65	6/7	vs. SD	6:35	FOX								
66	6/8	vs. SD	12:05	Roku								
67	6/9	vs. ATL	6:40	FanDuel								
68	6/10	vs. ATL	6:40	FanDuel								
69	6/11	vs. ATL	1:10	FanDuel								
70	6/12	vs. STL	6:40	FanDuel								
71	6/13	vs. STL	7:10	FanDuel								
72	6/14	vs. STL	3:10	FanDuel/FS1								
73	6/15	vs. STL	1:10	FanDuel								
	6/16	OFF DAY										
74	6/17	at CHC	7:05	FanDuel/FOX6								
75	6/18	at CHC	7:05	FanDuel								
76	6/19	at CHC	1:20	FanDuel								
77	6/20	at MIN	7:10	FanDuel								
78	6/21	at MIN	1:10	FanDuel								
79	6/22	at MIN	1:10	FanDuel								
80	6/23	vs. PIT	6:40	FanDuel								
81	6/24	vs. PIT	6:40	FanDuel/FOX6								
82	6/25	vs. PIT	1:10	FanDuel								
	6/26	OFF DAY										
83	6/27	vs. COL	7:10	FanDuel								
84	6/28	vs. COL	3:10	FanDuel								
85	6/29	vs. COL	1:10	FanDuel								
	6/30	OFF DAY										
86	7/1	at NYM	6:10	FanDuel								
87	7/2	at NYM	6:10	FanDuel								
88	7/3	at NYM	6:10	FanDuel								
89	7/4	at MIA	6:10	FanDuel								
90	7/5	at MIA	3:10	FanDuel								
91	7/6	at MIA	12:40	FanDuel								

2025 BREWERS DAY-BY-DAY												
G	Date	Opp	W/L	Score	Winning Pitcher	Losing Pitcher	Save	Record	Position	GA/GB (WC)	Attendance	Total
92	7/7	vs. LAD	6:40	FanDuel								
93	7/8	vs. LAD	6:40	FanDuel/FOX6								
94	7/9	vs. LAD	1:10	FanDuel								
	7/10	OFF DAY										
95	7/11	vs. WSH	7:10	FanDuel								
96	7/12	vs. WSH	3:10	FanDuel								
97	7/13	vs. WSH	1:10	FanDuel								
	7/14	All-Star Break										
	7/15	All-Star Game - Atlanta										
	7/16	All-Star Break										
	7/17	All-Star Break										
98	7/18	at LAD	9:10	FanDuel								
99	7/19	at LAD	8:10	FanDuel								
100	7/20	at LAD	3:10	FanDuel								
101	7/21	at SEA	8:40	FanDuel								
102	7/22	at SEA	8:40	FanDuel								
103	7/23	at SEA	2:40	FanDuel								
	7/24	OFF DAY										
104	7/25	vs. MIA	3:10	FanDuel								
105	7/26	vs. MIA	6:10	FanDuel								
106	7/27	vs. MIA	1:10	FanDuel								
107	7/28	vs. CHC	6:40	FanDuel								
108	7/29	vs. CHC	6:40	FanDuel/FOX6								
109	7/30	vs. CHC	1:10	FanDuel								
	7/31	OFF DAY										
110	8/1	at WSH	5:45	FanDuel								
111	8/2	at WSH	3:05	FanDuel								
112	8/3	at WSH	12:35	FanDuel								
113	8/4	at ATL	6:15	FanDuel								
114	8/5	at ATL	6:15	FanDuel/FOX6								
115	8/6	at ATL	6:15	FanDuel/FS1								
	8/7	OFF DAY										
116	8/8	vs. NYM	7:10	FanDuel								
117	8/9	vs. NYM	6:10	FanDuel								
118	8/10	vs. NYM	1:10	FanDuel								
119	8/11	vs. PIT	6:40	FanDuel								
120	8/12	vs. PIT	6:40	FanDuel								
121	8/13	vs. PIT	1:10	FanDuel								
	8/14	OFF DAY										
122	8/15	at CIN	5:40	FanDuel								
123	8/16	at CIN	5:40	FanDuel								
124	8/17	at CIN	12:40	FanDuel								
125	8/18	at CHC	7:05	FanDuel								
126	8/19	at CHC	7:05	FanDuel/FOX6								
127	8/20	at CHC	7:05	FanDuel								
128	8/21	at CHC	1:20	FanDuel								
129	8/22	vs. SF	7:10	FanDuel								
130	8/23	vs. SF	6:10	FanDuel								
131	8/24	vs. SF	1:10	FanDuel								
132	8/25	vs. ARI	6:40	FanDuel								
133	8/26	vs. ARI	6:40	FanDuel								
134	8/27	vs. ARI	6:40	FanDuel								
135	8/28	vs. ARI	1:10	FanDuel								
136	8/29	at TOR	6:07	FanDuel								
137	8/30	at TOR	2:07	FanDuel								
138	8/31	at TOR	12:37	FanDuel								
139	9/1	vs. PHI	3:10	FanDuel								
	9/2	OFF DAY										
140	9/3	vs. PHI	6:40	FanDuel								
141	9/4	vs. PHI	3:10	FanDuel								
142	9/5	at PIT	5:40	FanDuel								
143	9/6	at PIT	5:40	FanDuel								
144	9/7	at PIT	12:35	FanDuel								
145	9/8	at TEX	7:05	FanDuel								
146	9/9	at TEX	7:05	FanDuel/FOX6								
147	9/10	at TEX	1:35	FanDuel								
	9/11	OFF DAY										
148	9/12	vs. STL	7:10	FanDuel								
149	9/13	vs. STL	6:10	FanDuel								
150	9/14	vs. STL	1:10	FanDuel								
	9/15	OFF DAY										
151	9/16	vs. LAA	6:40	FanDuel								
152	9/17	vs. LAA	6:40	FanDuel								
153	9/18	vs. LAA	6:40	FanDuel								
154	9/19	at STL	7:15	FanDuel								
155	9/20	at STL	6:15	FanDuel								
156	9/21	at STL	1:15	FanDuel								
157	9/22	at SD	8:40	FanDuel								
158	9/23	at SD	8:40	FanDuel								
159	9/24	at SD	3:10	FanDuel								
	9/25	OFF DAY										
160	9/26	vs. CIN	7:10	FanDuel								
161	9/27	vs. CIN	6:10	FanDuel								
162	9/28	vs. CIN	2:10	FanDuel								

ODDS & ENDS			
Record With Roof Open/Panels Open	0-0	Record When Wearing Cream Uniforms	5-2
Record With Roof Open/Panels Closed	0-0	Record When Wearing Pinstripe Uniforms.....	2-2
Record With Roof Closed/Panels Open	0-0	Record When Wearing Gray Uniforms.....	3-4
Record With Roof Closed/Panels Closed	9-4	Record When Wearing Blue Uniforms.....	1-4
	9-4	Record When Wearing City Connect Uniforms	2-0
13-12			

2025 TRANSACTIONS

JANUARY

1/2, acquired RHP Grant Anderson from Texas in exchange for LHP Mason Molina; designated LHP Tyler Jay for assignment

1/6, signed 1B/OF Jake Bauers to a Minor League contract with an invitation to Major League camp

1/9, LHP Tyler Jay claimed off waivers by Seattle; signed RHP Aaron Civale, LHP Nestor Cortes, RHP Nick Mears, RHP Trevor Megill and RHP Joel Payamps to 1-year contracts, avoiding arbitration

1/16, signed C Jorge Alfaro to a Minor League contract with an invitation to Major League camp

1/17, signed RHP Elvin Rodríguez to a 1-year contract with a club option for 2026; designated RHP JB Bukauskas for assignment; added the following non-roster players to Major League camp: OF Luis Lara, C Darrien Miller, INF Cooper Pratt, LHP Easton McGee, RHP Jacob Misorowski and RHP Craig Yoho

1/23, RHP JB Bukauskas cleared waivers, outrighted to Triple-A Nashville and invited to Major League camp

1/31, signed C William Contreras to a 1-year contract with a club option for 2026, avoiding arbitration

FEBRUARY

2/3, signed LHP Tyler Jay to a Minor League contract with an invitation to Major League camp

2/12, signed LHP Tyler Alexander to a 1-year contract; placed LHP Robert Gasser on the 60-day injured list recovering from “Tommy John” surgery

2/23, signed OF Manuel Margot to a Minor League contract with an invitation to Major League camp

2/24, signed 1B/OF Mark Canha to a Minor League contract with an invitation to Major League camp

2/27, reassigned RHP JB Bukauskas to Minor League camp

MARCH

3/5, signed LHP José Quintana to a 1-year contract with a mutual option for 2026; placed LHP DL Hall on the 60-day injured list with a left lat strain

3/7, reassigned the following players to Minor League camp: C David García, OF Jimmy Herron, OF Luis Lara, 1B Ernesto Martínez Jr., INF Cooper Pratt, 2B/C Anthony Seigler, LHP Tyler Jay, LHP Thomas Pannone and LHP Bruce Zimmermann

3/9, optioned RHP Chad Patrick to Triple-A Nashville

3/10, reassigned OF Jared Oliva and C Ramón Rodríguez to Minor League camp; optioned RHP Grant Anderson, RHP Logan Henderson, RHP Carlos Rodríguez, LHP Grant Wolfram and C Jeferson Quero to Triple-A Nashville

3/14, reassigned the following players to Minor League camp: INF Raynel Delgado, C Darrien Miller, RHP Deivi García, RHP Easton McGee, RHP Jacob Misorowski and RHP Vinny Nittoli; optioned OF Brewer Hicklen to Triple-A Nashville

3/19, optioned INF Andruw Monasterio to Triple-A Nashville; reassigned C Jorge Alfaro and RHP Craig Yoho to Minor League camp

3/22, acquired a player to be named or cash from Kansas City in exchange for 1B/OF Mark Canha; optioned INF Tyler Black and INF Caleb Durbin to Triple-A Nashville; released OF Manuel Margot

3/27, recalled RHP Chad Patrick from Triple-A Nashville; optioned LHP José Quintana to Rookie ACL Brewers; selected 1B/OF Jake Bauers to the 40-man roster; designated OF Brewer Hicklen for assignment; placed OF Blake Perkins on the 10-day injured list, retroactive to 3/24, with a fractured right shin; placed LHP Aaron Ashby (right oblique strain), RHP Nick Mears (illness recovery), RHP Tobias Myers (left oblique strain) and RHP Brandon Woodruff (right shoulder surgery recovery) on the 15-day injured list, retroactive to 3/24

PLAYERS USED IN 2025 [35]

PITCHERS (21): LH Tyler Alexander, RH Grant Anderson, RH Aaron Civale, LH Nestor Cortes, RH Logan Henderson, LH Bryan Hudson, LH Jared Koenig, RH Nick Mears, RH Trevor Megill, RH Tobias Myers, RH Chad Patrick, RH Joel Payamps, RH Elvis Peguero, RH Freddy Peralta, RH Quinn Priester, LH José Quintana, RH Elvin Rodríguez, LH Connor Thomas, RH Abner Uribe, LH Grant Wolfram, RH Craig Yoho

CATCHERS (2): William Contreras, Eric Haase

INFIELDERS (7): Jake Bauers, Vinny Capra, Oliver Dunn, Caleb Durbin, Rhys Hoskins, Joey Ortiz, Brice Turang

OUTFIELDERS (5): Jackson Chourio, Isaac Collins, Sal Frelick, Garrett Mitchell, Christian Yelich

TOTAL PLAYERS USED: 35 (position players based on primary position)

BREWERS ON THE INJURED LIST IN 2025					
PLAYER (INJURY)	POS.	ON	ELIGIBLE	OFF	GAMES MISSED
Robert Gasser (left elbow - 60-day)	LHP	2/12	4/13	-	25
DL Hall (left lat - 60-day)	LHP	3/5	5/4	-	25
Aaron Ashby (right oblique - 15-day)	LHP	3/27*	4/8	-	25
Nick Nears (illness - 15-day)	RHP	3/27*	4/8	4/8	10
Tobias Myers (left oblique - 15-day)	RHP	3/27*	4/8	4/24	25
Blake Perkins (right shin - 10-day)	OF	3/27*	4/3	-	25
Brandon Woodruff (right shoulder - 15-day)	RHP	3/27*	4/8	-	25
Aaron Civale (left hamstring - 15-day)	RHP	3/31	4/15	-	22
Nestor Cortes (left elbow - 60-day)	LHP	4/6**	6/3	-	16
Connor Thomas (left elbow - 15-day)	LHP	4/8***	4/21	-	15

* retroactive to 3/24

** retroactive to 4/4

*** retroactive to 4/6

PLAYER PRONUNCIATIONS	
Chourio.....	CHOO-ree-oh
Civale.....	sih-VAH-lee
Frelick.....	FREE-lick
Haase.....	HAHS
Joel Payamps	yo-EHL pie-OMPS
Koenig.....	KAY-ni/g/
Megill.....	meh-GILL
Quintana.....	keen-TAH-nuh
Rhys Hoskins	REES
Uribe.....	you-REE-bay

2025 EJECTIONS (1)				
EJECTED	DATE/OPPONENT	UMPIRE	REASON FOR EJECTION	NO.
Rickie Weeks	3/31 vs. Kansas City	Brennan Miller	Arguing balls & strikes	1