

BALTIMORE ORIOLES (11-18) vs. NEW YORK YANKEES (18-12)

LHP Cade Povich (1-2, 5.04) vs. RHP Carlos Carrasco (2-1, 5.26)

Wednesday, April 30, 2025 • 6:35 p.m. ET • Oriole Park at Camden Yards • Baltimore, MD

TV: MASN • Radio: 98 Rock 97.9 FM/HD2 & WBAL NewsRadio 1090 AM/101.5 FM

Game No. 30

Home Game No. 14

O's AT A GLANCE	
Overall	11-18
Home	6-7
Road	5-11
Day	6-8
Night	5-10
Current Streak	1-1
Last 5 Games	1-4
Last 10 Games	3-7
March	3-2
April	8-16
May	-
June	-
July	-
August	-
September	-
vs. LHSP	2-8
vs. RHSP	9-10
Series Opener	5-5
Series Opener at Home	3-2
Series Opener on Road	2-3
By Series	1-6-2
By Home Series	1-2-1
By Road Series	0-4-1
Rubber Games	1-4
Sweeps/Were Swept	0-1
Scored First	8-6
Opponent Scored First	3-12
1-run games	3-4
Comeback Wins	5-7
Last AB Wins	0-2
Walkoff Wins	-
Extra Innings	0-1
Led After 6	11-1
Led After 7	11-1
Led After 8	11-0
Tied After 6	-
Tied After 7	-
Tied After 8	0-1
Behind After 6	0-17
Behind After 7	0-17
Behind After 8	0-17
vs. AL Teams	8-12
vs. AL East	5-6
vs. AL Central	3-6
vs. AL West	-
vs. NL Teams	3-6
vs. NL East	1-2
vs. NL Central	1-2
vs. NL West	1-2
Hit 0 HR	3-10
Hit 1+ HR	8-8
Hit 2+ HR	6-3
Scored 3 or Fewer Runs	1-16
Scored 4 or More Runs	10-2
Allowed 3 or Fewer Runs	7-2
Allowed 4 or More Runs	4-16
More Hits than Opponent	5-3
Fewer Hits than Opponent	5-14
Committed No Errors	6-9
Committed 1 or More Errors	5-9
Starter Goes at least 5 inn	8-8
Starter Goes at least 6 inn	4-3
Starter Goes at least 7 inn	1-1

ORIOLESPRESSBOX.COM

The 2025 Baltimore Orioles Media Guide, as well as the latest game notes, rosters, press releases, and other team information, can be found at [oriolepressbox.com](#).

BIRDLAND BITES: The Orioles fell to the Yankees last night, 15-3, setting up tonight's rubber match...The Birds have earned back-to-back wins only once this season (4/16-17 vs. CLE)...The April 17 win vs. Cleveland marked Baltimore's lone rubber-match victory of the year...Following tomorrow's off day, the O's welcome the Royals to town, having dropped two of three at Kauffman Stadium from April 4-6.

👉 Last night, Baltimore allowed back-to-back-to-back homers to open the game for the first time in franchise history...It was the third time in club history the Birds have allowed three straight long balls in the first inning, joining April 26, 2019 at Minnesota (Cruz/Rosario/Cron) and May 8, 2018 vs. Kansas City (Soler/Moustakas/Perez).

👉 The Birds permitted four home runs in the opening frame, their most allowed in a single inning since September 11, 2021 (G2) vs. Toronto (7th inn., Bichette/Kirk/Semien/Hernández).

👉 **Kyle Gibson's** five home runs allowed tied the franchise record for most long balls allowed by an Oriole starter, joining Bruce Zimmermann (5/29/22 at BOS), Jeremy Hellickson (8/18/17 vs. LAA), Mike Mussina (7/1/94 vs. CAL), Jim Palmer (6/22/77 vs. BOS), and Don Larsen (7/19/54 [G2] at BOS).

👉 Baltimore allowed six home runs overall for the first time since June 9, 2021 vs. New York-NL (also 6).

👉 Yesterday's 15-3 loss marked the O's largest margin of defeat against the Yankees since August 3, 2021 (13-1) and the largest at Camden Yards since August 7, 2019 (14-2).

👉 **Maverick Handley** made his MLB debut yesterday, entering the game as a defensive replacement in the sixth inning...Four Orioles have made their MLB debuts this season (Handley, Sugano, Wolfram, Young)...Baltimore is one of six teams in MLB to have four or more players make their big league debut thus far, joining Miami (6), Colorado (5), Milwaukee (5), Chicago-AL (4), and Los Angels-AL (4).

LET'S MULL IT OVER: **Cedric Mullins** ranks among AL leaders in on-base percentage (2nd, .421), walks (T-3rd, 20), and OPS (5th, .954).

👉 He is averaging 4.48 pitches per plate appearance, the fourth-highest mark in the majors behind SEA's J.P. Crawford (4.59), PHI's Bryson Stott (4.59), and WSH's James Wood (4.55).

👉 Mullins' 17.5 percent walk rate ranks second in the AL behind SEA's J.P. Crawford (17.6%) and seventh in MLB...He has five multi-walk performances through 27 games after having five such games across 147 contests in 2024.

THE TIDE WILL TURN: Baltimore batters have recorded 95 batted balls at 100+ mph that have resulted in outs, tied for third most in the majors behind Boston (119) and New York-NL (100).

👉 **Gunnar Henderson** has a team-leading 14 such batted balls, followed by **Jordan Westburg** (11) and **Adley Rutschman** (10)...Henderson's nine batted balls of at least 105+ mph resulting in outs are tied for third most in MLB behind LAD's Shohei Ohtani (11) and TB's Yandy Díaz.

👉 As a club, the O's 45.5 percent hard-hit rate ranks fourth in the majors behind the Red Sox (47.9%), Yankees (46.5%), and Mets (45.5%).

DOWN BUT NOT OUT: The Orioles have suffered eight losses by five or more runs, tied with the White Sox for the most in MLB...Baltimore had 20 such defeats last season, the fourth fewest such losses in the AL behind Seattle (14), Cleveland (16), and Kansas City (18).

👉 Orioles pitching has permitted 292 hits, the third-highest mark through 29 games in franchise history behind the 2009 (307 H) and 1988 (306 H) Orioles...The Birds have allowed 10+ hits in 15 games, second most in the majors behind the Rockies (20).

HITTING A WALL: Baltimore has been held to four hits or fewer in an MLB-high 10 games, ahead of five other clubs who are tied for second with seven, after having 21 such performances a season ago.

👉 Yesterday marked the fourth time in franchise history the O's scored three or more runs on three or fewer hits against the Yankees (last: 3 R, 3 H, 6/3/10 at NYY).

HOT & COLD: **Gunnar Henderson** has hit safely in five straight games since April 26, batting .316 (6-for-19) with two doubles and a home run...Marks his longest hitting streak since a seven-game run from September 18-25, 2024...Has gone 10 straight games with one strikeout or fewer, his longest stretch since a career-high-tying (3x) 12-game streak from July 24-August 4, 2024.

👉 **Ryan Mountcastle** is 2-for-34 (.059) over his last 11 games since April 17, including an active 0-for-18 skid...He has gone 13 straight games without a multi-hit performance, his longest streak since a career-long 22-game run from May 17-July 16, 2023.

RISPY BUSINESS: Baltimore is batting .099 (7-for-71) with runners in scoring position over the last nine games since April 20...The O's .195 (39-for-200) RISP average on the season is third lowest in MLB ahead of only the White Sox (.177, 38-for-215) and Rockies (.188, 39-for-207).

👉 In 11 wins this season, Baltimore is 29-for-91 (.319) with runners in scoring position, compared to 10-for-109 (.092) in 18 defeats.

👉 The Birds' 12 extra-base hits with runners in scoring position this season are tied for the fewest in MLB along with the Royals and Padres.

THE MAGIC NUMBER: The O's are 10-2 when scoring at least four runs this season, with nine of those victories featuring at least five runs...The Orioles are 1-16 when scoring three or fewer runs following last night's loss...Baltimore is 1-26 when plating three or fewer runs in a game dating back to September 7, 2024.

👉 Since 2024, Baltimore is 90-21 (.811) when scoring four or more runs, fourth best in the majors behind Cleveland (88-15, .854), San Diego (90-16, .849), and Houston (86-19, .819)...During that same time, the Birds are 12-68 (.150) when scoring three runs or fewer, tied for the second-worst mark in the majors with the Rockies (15-58, .150), ahead of only the White Sox (13-113, .103).

EMPIRE STATE OF MIND: The Orioles and Yankees are meeting for the first of four series this week...The teams will play at Yankee Stadium from June 20-22, at Oriole Park from September 18-21, and again in the Bronx to end the regular season from September 26-28...Baltimore has won five of the last eight series dating back to 2023, while dropping two and splitting one.

O's vs. YANKEES			
Current Streak			L1
2025 Record			1-1
at Oriole Park at Camden Yards			1-1
at Yankee Stadium			--
All-Time <i>(since 1954)</i>			525-649
at Home			274-313
on Road			251-336
2025 Schedule			
Date	Score	Win/Loss/Save	
4/28	W, 4-3	Sugano/Warren/Bautista	
4/29	L, 15-3	Rodón/ Gibson	
4/30		6:35 p.m. ET	
6/20		7:05 p.m. ET	
6/21		1:05 p.m. ET	
6/22		11:35 a.m. ET	
9/18		7:15 p.m. ET	
9/19		7:05 p.m. ET	
9/20		7:05 p.m. ET	
9/21		1:35 p.m. ET	
9/26		7:05 p.m. ET	
9/27		1:05 p.m. ET	
9/28		3:05 p.m. ET	
Indicates Home			

O'S AT HOME	
Record	6-7
Team AVG/OBP/SLG	.227/.297/.443
Fielding Errors	8
Team ERA	6.56 (86 ER/118.0 IP)
<i>Starters ERA</i>	<i>7.46 (50 ER/60.1 IP)</i>
<i>Bullpen ERA</i>	<i>5.62 (36 ER/57.2 IP)</i>
Saves/Opps	3/4
Best Homestand	.500 (4-4), 4/12-20
Worst Homestand	.333 (1-2), 3/31-4/3

CEDRIC THE ENTERTAINER	
AL OBP Leaders	
1. Aaron Judge (NYY).....	.507
2. Cedric Mullins (BAL)421
Jonathan Aranda (TB)421
4. Kristian Campbell (BOS)420
AL BB Leaders	
1. Rafael Devers (BOS).....	24
2. Randy Arozarena (SEA).....	21
3. Cedric Mullins (BAL)	20
Aaron Judge (NYY).....	20
5. Kristian Campbell (BOS)	19
J.P. Crawford (SEA).....	19

UPCOMING MILESTONES	
Dylan Carlson	7 R shy of 200
Gunnar Henderson	3 RBI shy of 200
Jorge Mateo	4 SB shy of 100
Cedric Mullins	2 RBI shy of 300
Adley Rutschman	2 XBH shy of 150

THIS DATE IN O'S HISTORY
April 30, 1968 - Four Orioles pitchers combine to issue 14 walks but hold on to beat the Yankees, 6-5 at Memorial Stadium. Moe Drabowsky enters with bases-loaded and one out in the ninth and gets Frank Fernandez to bunt into a pop-up double play to Boog Powell at first base to end the game. The 14 walks in a nine-inning game last as a club record until September 19, 2000 at Oakland.

UPCOMING SCHEDULE					
DATE	OPPONENT	TIME	ORIOLES STARTER	OPPONENT STARTER	TV
May 1	OFF DAY				
May 2	vs. Kansas City	7:05 p.m. ET	RHP Dean Kremer (2-4, 7.04)	TBA	MASN
May 3	vs. Kansas City	7:15 p.m. ET	RHP Tomoyuki Sugano (3-1, 3.00)	TBA	FOX
May 4	vs. Kansas City	1:35 p.m. ET	RHP Kyle Gibson (0-1, 22.09)	TBA	MASN
MASN and MASN2 games can also be streamed locally via MASN+ ...All games broadcast on the Orioles Radio Network and 98 Rock 97.9 FM/HD2 & WBAL NewsRadio 1090 AM/101.5 FM					

#37 CADE POVICH LHP



1-2, 5.04 ERA

HT: 6-3 WT: 185
DOB: 4/12/00 Age: 25
Bats: L Throws: L

PITCH TYPE (2025)	USAGE	AVG. VELOCITY
Fastball	37.1%	92.2 mph
Sweeper	20.5%	82.1 mph
Curveball	17.0%	78.0 mph
Changeup	14.7%	83.5 mph
Sinker	10.7%	91.8 mph

QUICK HITS: Set to make his sixth start of the season and the 22nd of his career...At 25 years, 18 days old, is the youngest Orioles pitcher and third-youngest player on the active roster behind Jackson Holliday (21-147) and Gunnar Henderson (23-305)... Became the first Oriole pitcher to make his major league debut in 2024 when he started on June 6 at Toronto, the first Oriole to throw at least 100 pitches in his MLB debut since Wei-Yin Chen on April 10, 2012 vs. New York-AL, and the third MLB player to do so since the start of 2019...On June 12, 2024 vs. Atlanta, became the 11th Oriole in team history to throw at least 6.0 scoreless innings in his first career home start and first since Mike Wright Jr. on May 17, 2015 vs. Los Angeles-AL (7.1 IP)...At 24 years, 61 days old, became the youngest O's left-hander to toss 6.0+ shutout frames since Zack Britton (23-249) on August 28, 2011 (G1) vs. New York-AL (7.0 IP)...On September 3 vs. Chicago-AL, became the second-youngest Oriole (24-144) with 10 strikeouts and no walks in a game behind Dennis Martinez (24-081) on August 3, 1978 vs. Milwaukee and the youngest to do so in a nine-inning game...Acquired by the Orioles along with RHP Yennier Cano, LHP Juan Rojas, and RHP Juan Nuñez from the Minnesota Twins in exchange for RHP Jorge López and cash considerations on August 2, 2022...Originally selected by the Minnesota Twins in the third round (No. 98 overall) of the 2021 First-Year Player Draft out of the University of Nebraska.

LAST TIME OUT: Earned his first win of the season after allowing one run on four hits and one walk with five strikeouts in a season-high 6.2 innings on April 24 at Washington...Left with a runner on first base following a two-out error, who was stranded...Threw 87 pitches, 60 strikes.

YANKEE DOODLES: Facing the Yankees for the third time in his career, joining June 19 at Yankee Stadium and July 12 at Oriole Park, both last season...Is 0-1 with a 3.60 ERA (5 ER/10.0 IP) in those two games...In his last start on July 12, 2024, allowed three runs on five hits (1 HR) and a career-high-tying five walks with six strikeouts...The home run was hit by Aaron Judge in the third inning...Has allowed five walks in both previous starts against New York.

DAY AND NIGHT: Povich has posted a 4.30 ERA (33 ER/69.0 IP) in 13 career night starts compared to a 6.81 mark (27 ER/35.2 IP) during day games in his career...His first three starts of the year were day outings, while his last two have been at night.

RISPY BUSINESS: Povich has held opponents to a .250/.265/.531 (8-for-32) slash line with one double, one triple, and two home runs with runners in scoring position despite an overall .327/.377/.519 (34-for-104) overall line this season.

GRAPEFRUIT LEAGUE: Povich went 2-1 with a 3.07 ERA (5 ER/14.2 IP) with nine hits (1 HR), four walks, and 15 strikeouts in four starts in Spring Training...In his last outing on March 18 vs. Toronto, worked 5.0 no-hit innings with three walks and six strikeouts... Retired 15 of the final 16 batters faced after walking the first two batters of the game.

2025 & CAREER SPLITS

2025						CAREER					
	W-L	ERA	G/S	IP	ER	W-L	ERA	G/S	IP	ER	
Home	0-1	8.76	3/3	12.1	12	2-5	4.62	12/12	62.1	32	
Road	1-1	1.42	2/2	12.1	2	2-6	5.95	9/9	42.2	28	
Day	0-1	3.60	3/3	15.0	6	0-5	6.81	8/8	35.2	27	
Night	1-1	7.20	2/2	10.0	8	4-6	4.30	13/13	69.0	33	

	AVG	AB	H	HR	BB	K	AVG	AB	H	HR	BB	K
vs. Left	.182	22	4	0	2	5	.220	109	24	2	10	21
vs. Right	.366	82	30	4	7	18	.292	308	90	14	33	71
TOTALS	.327	104	34	4	9	23	.273	417	114	16	43	92

RUN SUPPORT (as starter in '25)

0 Runs	--
1 Run	2
2 Runs	1
3 Runs	--
4 Runs	2
5 Runs	--
6 Runs	--
7 Runs	--
8 Runs	--
9 Runs	--
10+ Runs	--
Total	12
RS/9	4.32

RUNS ALLOWED BY INNING IN 2025

1 st	3
2 nd	5
3 rd	5
4 th	4
5 th	0
6 th	0
7 th	--
8 th	--
9 th	--
Total	17

MISCELLANEOUS 2025 STATS

WHIP	1.72
K/9	8.28
BB/9	3.24
QS	2
#P/IP	17.2
Opponents	
AVG327
OBP377
SLG519
OPS896

2025 HIGHS

Innings: 6.2, 4/18 vs. CIN
Hits: 12, 4/6 at KC
Runs: 7, 4/18 vs. CIN
Earned Runs: 7, 4/18 vs. CIN
Strikeouts: 8, 3/31 vs. BOS
Walks: 5, 4/18 vs. CIN
Home Runs: 3, 4/18 vs. CIN
Winning Streak: 1, 4/24-pres.
Losing Streak: 2, 4/6-18
Shortest Start: 3.1 IP, 4/18 vs. CIN
Pitches Thrown: 94, 3/31 vs. BOS
Low-Hit CG: --

CAREER HIGHS

Innings: 7.1, 9/3/24 vs. CWS
Hits: 12, 4/6/25 at KC
Runs: 8, 7/6/24 at OAK
Earned Runs: 8, 7/6/24 at OAK
Strikeouts: 10, 9/3/24 vs. CWS
Walks: 5, 4x, last: 4/18/25 vs. CIN
Home Runs: 3, 4/18/25 vs. CIN
Winning Streak: --
Losing Streak: 5, 7/6-8/29/24
Shortest Start: 1.0 IP, 7/6/24 at OAK
Pitches Thrown: 100, 6/6/24 at TOR
Low-Hit CG: --

POVICH vs. NYY

PLAYER	AVG	AB	H	HR	RBI
Bellinger	.—	—	—	—	—
Cabrera	.—	—	—	—	—
Chisholm Jr.	.—	—	—	—	—
Dominguez	.—	—	—	—	—
Escara	.—	—	—	—	—
Goldschmidt	.—	—	—	—	—
Grisham	.000	1	0	0	0
Judge	1.000	1	1	1	1
Peraza	.—	—	—	—	—
Reyes	.—	—	—	—	—
Rice	.000	4	0	0	0
Volpe	.500	4	2	0	0
Wells	.—	—	—	—	—

CARRASCO vs. BAL

PLAYER	AVG	AB	H	HR	RBI
Carlson	.000	3	0	0	0
Handley	.—	—	—	—	—
Henderson	.600	5	3	1	2
Holliday	.000	1	0	0	0
Kjerstad	.000	2	0	0	0
Laureano	.400	5	2	0	0
Mateo	1.000	2	2	0	0
Mountcastle	.000	3	0	0	1
Mullins	.143	7	1	0	0
O'Hearn	.167	6	1	0	0
Rivera	.000	3	0	0	0
Rutschman	.250	4	1	0	0
Uriás	.—	—	—	—	—

POVICH'S 2025 STARTS

DATE	OPP	SCORE	WHEN LEFT	DEC	IP	H	R	ER	BB	K	HR	PIT	STR
3/31	vs. BOS	8-5	4-3	ND	4.1	5	3	3	2	8	0	94	59
4/6	at KC	1-4	1-4	L	6.0	12	4	1	0	4	0	88	61
4/13	vs. TOR	6-7 (10)	4-2	ND	4.2	7	2	2	1	2	1	76	48
4/18	vs. CIN	3-8	1-7	L	3.1	6	7	7	5	4	3	84	48
4/24	at WSH	2-1	2-1	W	6.2	4	1	1	1	5	0	87	60
TOTALS					1-2	25.0	34	17	14	9	23	429	276 (64.3%)

FRIDAY'S STARTER: RHP DEAN KREMER (2-4, 7.04)

LAST TIME OUT: Suffered his fourth loss in five April starts on April 27 at Detroit, allowing five runs on four hits and four walks with three strikeouts in 5.2 innings...Three of his four walks scored...Left with a runner on first base, who later scored...Threw 97 pitches, 59 strikes.
vs. KANSAS CITY: Will be making his fifth career start against the Royals...Faced the club earlier this season on April 4 at Kauffman Stadium and suffered the loss after allowing three runs (2 ER) on eight hits with one strikeout in a season-low 4.1 innings...Overall, is 1-2 with a 3.98 ERA (9 ER/20.1 IP) against Kansas City in his career.



PITCHER	LAST OUTING	DEC.	IP	H	R	ER	BB	K	RETIRED/1 ST BF	IR/SCORED	SV/OPP	INNINGS-HIGH	STRIKEOUTS-HIGH
Akin	4/28 vs. NYY	ND	1.1	0	0	0	0	3	8/13	3/0	--	2.0 (4/5 at KC)	3 (4/28 vs. NYY)
Baker	4/29 vs. NYY	ND	1.0	1	1	1	0	1	9/12	9/1	--	1.2 (3/30 at TOR)	4 (3/30 at TOR)
Bautista	4/28 vs. NYY	SV	1.0	0	0	0	0	2	6/8	2/0	4/4	1.0 (8x, last: 4/28 vs. NYY)	3 (3/29 at TOR)
Bowman	4/29 vs. NYY	ND	1.0	3	3	3	1	2	11/13	3/0	--	2.0 (4/3 vs. BOS)	2 (2x, last: 4/29 vs. NYY)
Cano	4/28 vs. NYY	ND	0.1	2	1	0	0	0	7/10	5/2	0/1	1.1 (4/13 vs. TOR)	2 (2x, last: 4/7 at AZ)
Dominguez	4/26 (G2) at DET	ND	1.1	2	3	3	1	1	7/10	8/0	--	1.1 (2x, last: 4/26 at DET (G2))	2 (4/4 at KC)
Pérez	4/29 vs. NYY	ND	1.0	1	1	0	0	2	5/11	5/3	--	2.0 (2x, last: 4/20 vs. CIN)	3 (3x, last: 4/26 [G1] at DET)
Soto	4/28 vs. NYY	HLD	1.1	3	2	2	0	2	7/12	5/0	--	1.2 (4/4 at KC)	3 (2x, last: 4/2 vs. BOS)
2025 TOTALS	4.84 ERA	3-3	109.2	119	65	59	56	109	67/101	47/10	4/5	3.2 (Morton, 4/26 [G2] at DET)	4 (Baker, 3/30 at TOR)

45 • KEEGAN AKIN • LHP

0-0 • 2.57 ERA • 14 G (1 GS)

WHIP: 1.21

K/9: 9.00

BB/9: 4.50

vs. ALL: .200 (10-for-50)

vs. LHB: .261 (6-for-23)

vs. RHB: .148 (4-for-27)

⚡ Threw 1.1 perfect innings with a season-high three strikeouts on 4/28 vs. NYY...
Marked his most strikeouts since 9/17/24 vs. SF (also 3 K)

⚡ Opponents are 0-for-12 with six strikeouts against his changeup...The six punchouts are his most on any offering, ahead of his fastball (5 K)

⚡ Holding righties to a .148 (4-for-27) mark compared to .286 (6-for-23) against lefties this season...Two of the four hits to righties came on 4/13 vs. TOR

⚡ Made his first start of the season on 4/26 (G2) at DET, walking one batter and punching out one in 1.2 innings...Was his first start since 5/31/23 vs. CLE (1.0 IP, 2 H, ER, K)...His 31 pitches in the start matched a season high (also 4/5 at KC)

⚡ Allowed a home run to BOS' Triston Casas on 4/3, his first conceded to a left-handed hitter since 6/12/24 vs. ATL (Matt Olson)

⚡ In 2024, his 0.94 WHIP was the third best in MLB among left-handed pitchers (min. 50.0 IP) and the lowest by an Oriole left-hander since Zack Britton (0.84) in 2016 (min. 40 G)

43 • BRYAN BAKER • RHP

1-0 • 1.64 ERA • 12 G

WHIP: 1.18

K/9: 10.64

BB/9: 3.27

vs. ALL: .237 (9-for-38)

vs. LHB: .333 (5-for-15)

vs. RHB: .174 (4-for-23)

⚡ Allowed one run on one hit (1 HR) with one strikeout in 1.0 inning pitched last night vs. NYY...Surrendered a solo homer to Austin Wells, his first home run allowed on the year

⚡ His 0.4 bWAR is tied with Yennier Cano for the highest among Oriole relievers

⚡ Has stranded eight of nine inherited runners this season...The eight stranded runners are tied with Seranthony Domínguez for the team lead

⚡ Earned the win on 4/12 vs. TOR, his first since 6/20/24 at NYY

⚡ Opponents are 5-for-15 (.333) against his fastball compared to 2-for-11 (.182) off his slider and 2-for-12 (.167) vs. his changeup

⚡ Notched season highs in innings (1.2) and strikeouts (4) on 3/30 at TOR

74 • FÉLIX BAUTISTA • RHP

0-0 • 4 SV • 2.25 ERA • 8 G

WHIP: 1.38

K/9: 11.25

BB/9: 6.75

vs. ALL: .172 (5-for-29)

vs. LHB: .188 (3-for-16)

vs. RHB: .154 (2-for-13)

⚡ Converted his fourth save of the year on 4/28 vs. NYY...Has not issued a walk in three straight appearances after allowing at least one free pass in four of five outings to open the season

⚡ Only one of his 19 batted balls have been barreled (Bichette, 3/29 at TOR)

⚡ Owns a 63.2 percent ground ball rate, up 26.8 percent from 2023 (36.4%)

⚡ Recorded his first save of the year on 4/12 vs. TOR (1.0 IP, 2 BB, K)...Marked his first save since 8/24/23 vs. TOR, spanning 597 days

⚡ Opponents are 1-for-13 (.077) with eight strikeouts against hit split-finger

⚡ Made his season debut on 3/29 at TOR, completing a scoreless ninth inning on one hit and one walk with three strikeouts...Marked his first major league game since 8/25/23 vs. COL (582 days)

⚡ His 52 career saves are the second most by an O's reliever through his first 129 career appearances, behind Gregg Olson (58)

⚡ Missed the 2024 season recovering from right elbow ulnar collateral ligament reconstruction (Tommy John), performed on 10/9/23...Underwent a right elbow debridement and an ulnar nerve transposition on 2/10/24

51 • MATT BOWMAN • RHP

0-1 • 3.68 ERA • 13 G

WHIP: 1.30

K/9: 5.52

BB/9: 1.84

vs. ALL: .262 (16-for-61)

vs. LHB: .200 (6-for-30)

vs. RHB: .323 (10-for-31)

⚡ Surrendered three runs on three hits, one walk, and one hit-by-pitch with two strikeouts in 1.0 inning pitched last night vs. NYY...Following yesterday's outing, his ERA jumped up from 1.98 to 3.68...Stranded two inherited runners after entering in the fourth inning

⚡ Has allowed at least one run in three of his last five outings since 4/19 (5 total R)...Had given up just one earned run over his first eight outings to begin the season

⚡ Min. 55 batters faced, his 4.6 percent walk rate ranks fourth among AL relievers and ninth lowest among all MLB relievers

⚡ Has limited opponents to a .172 (5-for-29) clip on his sinker, his most utilized pitch (43.8%)...Five of his nine strikeouts have come on the offering

⚡ Posted a career-long 13-game streak without allowing a walk from 9/17/24-4/15/25

⚡ Made his season debut on 3/30 at TOR after having his contract selected from Triple-A Norfolk earlier that day

⚡ Appeared in one game with Triple-A Norfolk on 3/28 vs. Durham, completing 1.2 innings and allowing one run on one hit with three strikeouts

⚡ Had his contract selected on 3/23 and accepted an outright assignment to Norfolk on 3/27

78 • YENNIER CANO • RHP

0-0 • 0.00 ERA • 10 G

WHIP: 0.89

K/9: 8.00

BB/9: 1.00

vs. ALL: .226 (7-for-31)

vs. LHB: .333 (5-for-15)

vs. RHB: .125 (2-for-16)

⚡ Allowed an unearned run on two hits across 0.1 inning on 4/28 vs. NYY

⚡ Opponents are hitting .353 (6-for-17) against his changeup despite having a .195 xBA...Seven of his eight strikeouts on the year have come via his changeup

⚡ Owns a career-high 65.2 percent groundball rate, up from 63.5 percent in 2024

⚡ Has not allowed an earned run in 11 straight outings since 9/28/24, tied for the third-longest streak of his career

⚡ None of his 23 batted balls this season have been barreled...His 26.1 percent hard-hit rate is down 17.3 percent from last season (43.4%)

⚡ Suffered his first blown save of the year on 4/13 vs. TOR, allowing an inherited runner to score in the eighth inning

⚡ His 0.4 bWAR is tied with Bryan Baker for the highest among Oriole relievers

56 • SERANTHONY DOMÍNGUEZ • RHP

2-0 • 2.79 ERA • 10 G

WHIP: 1.14

K/9: 10.24

BB/9: 6.52

vs. ALL: .133 (4-for-30)

vs. LHB: .200 (2-for-10)

vs. RHB: .100 (2-for-20)

⚡ Spun a season-high-tying 1.1 innings on 4/26 (G2) at DET, allowing three runs on two hits and one walk with one strikeout...Snapped a streak of 10 consecutive appearances without allowing a run dating back to 9/29/24, his longest such stretch since 5/15-6/16/24 (11 G)...Marked his first outing with three runs surrendered since 7/14/24 vs. OAK with PHI (4 R)

⚡ Has a strikeout in nine straight appearances, tied for the third-longest run of his career (also 4/25-5/16/19)

⚡ Allowed a hit on 4/19 vs. CIN, snapping a career-high-tying streak of seven consecutive hitless outings from 3/29-4/17/25

⚡ Tossed a season-high 1.1 innings with one strikeout to earn his second hold on 4/13 vs. TOR...Stranded the tying and go-ahead run in the sixth inning, striking out Bo Bichette to end the frame...Pitched a 1-2-3 seventh

⚡ None of his 19 batted balls this season have been barreled

58 • CIONEL PÉREZ • LHP

0-0 • 9.69 ERA • 11 G

WHIP: 2.38

K/9: 9.69

BB/9: 6.92

vs. ALL: .382 (21-for-55)

vs. LHB: .250 (5-for-20)

vs. RHB: .457 (16-for-35)

⚡ Completed 1.0 inning last night vs. NYY, allowing one unearned run on one hit and one hit-by-pitch with two strikeouts...Has punched out multiple hitters in four of his last five outings since 4/18 (11 total K)

⚡ His 2.38 WHIP is the sixth highest among all qualifying AL relievers and 10th highest in MLB...His .382 (21-for-55) opponent batting average is the fourth highest among all AL pitchers and sixth highest among MLB hurlers (min. 50 BF)

⚡ Has allowed at least one earned run in seven of 11 appearances this season...His 14 earned runs allowed are the most by an O's reliever through his first 11 outings of the year since Gabriel Ynoa in 2019 (18 ER, 4/22-7/12/19)

⚡ Notched his fourth career perfect outing of 2.0+ innings on 4/18 vs. CIN (last: 7/29/23 vs. NYY, 2.0 IP)

⚡ Gave up his second home run of the year on 4/26 (G1) at DET...His home run allowed to Tyler Heineman on 3/30 at TOR snapped a streak of 104 consecutive games without allowing a home run since 6/3/23, the longest such streak in Orioles history and the longest in MLB since KC's Wade Davis (123 G, 9/4/13- 7/28/15)...His streak of 87.2 straight homerless innings was the second longest in team history behind only Gregg Olson (114.2 IP) from 4/18/89-6/20/90

⚡ His five runs surrendered on 4/4 at KC were his most with the Orioles and second most in his career (7, 6/16/19 vs. TOR w/HOU)

⚡ Opponents are 10-for-22 (.455) against his sinker

65 • GREGORY SOTO • LHP

0-1 • 4.91 ERA • 12 G

WHIP: 1.55

K/9: 9.82

BB/9: 4.09

vs. ALL: .279 (12-for-43)

vs. LHB: .235 (4-for-17)

vs. RHB: .308 (8-for-26)

⚡ Allowed two runs on a season-high-tying three hits (also 4/13 vs. TOR) with two strikeouts across 1.1 innings on 4/28 vs. NYY...Stranded a runner in the seventh

⚡ Opponents are 9-for-22 (.409) off him in his last six outings after going 3-for-21 (.143) in his first six appearances of the season

⚡ Has not surrendered a home run in 18 straight appearances (15.0 IP) since 9/18/24

⚡ None of his 33 batted balls this season have been barreled

⚡ Has increased his first pitch strike percentage to 68.6 from 59.1 in 2024 (+9.5%)

⚡ Surrendered three runs on three hits in 0.2 inning on 4/13 vs. TOR....Snapped a six-game scoreless streak to begin the year and a 12-gamer since 9/18/24, which was tied for the longest stretch of his career (also 9/25/19–8/16/20)

⚡ Owns a career-high 54.5 percent groundball rate, surpassing his previous high of 53.7 percent in 2020

ORIOLES PUBLIC RELATIONS DEPARTMENT 333 W. CAMDEN ST., BALTIMORE, MD 21201 410-547-6150 ORIOLESPR@ORIOLES.COM @ORIOLESPR

15 • DYLAN CARLSON • OF (S)	.000 • 0 HR • 2 RBI
Current Streak: 0-12 (since 3/31)	2025 High: --
Last Game: 0-3, RBI	Homestand: 2 G, 0-3, RBI
👉 Recalled from Triple-A Norfolk prior to Saturday's doubleheader at DET...Marks his second stint with the O's this season	
👉 Made his Orioles debut on 3/31 vs. BOS as a pinch-hitter in the sixth inning after being recalled from Triple-A earlier that day...Was optioned on 4/4	
👉 Slashing .286/.418/.381 (18-for-63) with three doubles, one homer, 11 RBI, and 15 walks through 18 games with the Tides	
👉 Opened the 2024 season with the St. Louis Cardinals before being acquired by the Tampa Bay Rays in exchange for RHP Shawn Armstrong on 7/30	
👉 Slashed .209/.287/.277 (49-for-235) with seven doubles, three home runs, 19 runs scored, 25 RBI, 22 walks, five hit-by-pitches, and two stolen bases in 96 games between the Cardinals (59 G) and Rays (37 G)	

98 • MAVERICK HANDLEY • C (R)	.000 • 0 HR • 0 RBI
Current Streak: 0-2 (since 4/29)	2025 High: --
Last Game: 0-2, 2 K (Def. in 6 th)	Homestand: 1 G, 0-2, 2 K
👉 Made his MLB debut last night vs. NYY, entering as a defensive replacement in the sixth inning...Struck out in both of his at bats...Is the first position player to make their debut for the Orioles this season...Had his contract selected from Triple-A Norfolk prior to Monday's game	
👉 Batting .346/.433/.558 (18-for-52) with six doubles, one triple, one home run, 11 runs scored, five RBI, eight walks, and two stolen bases in 15 games with the Tides...At the time of his promotion, his average ranked sixth while his slugging and OPS were both 10 th in the International League (min. 50 AB)...Was also tied for the Norfolk lead in doubles	
👉 Delivered the walk-off single in the 10 th inning on 4/8 vs. Gwinnett	

2 • GUNNAR HENDERSON • INF (L)	.227 • 3 HR • 5 RBI
Current Streak: 5 G (6-20; since 4/26)	2025 High: 5 G (current streak)
Last Game: 1-3, HR, HR, R, RBI	Homestand: 2 G, 2-6, 2B, HR, 2 R, RBI, BB, K
👉 Hit his third home run of the year last night off Carlos Rodón to snap the shutout...Marked his 12 th career homer off a lefty and his first since 8/18/24 vs. BOS (B. Horn)	
👉 Has hit safely in five straight games (.316 AVG) since 4/26 and reached base in seven straight (.310 OBP) since 4/23...Both are the longest active streaks by an Oriole	
👉 Tied for the team lead with six multi-hit games despite missing the first seven games	
👉 Reached base safely four times (2 H, 2 BB) on 4/19 vs. CIN for the first time since 8/4/24 at CLE (also 4)	
👉 His 95.8 mph average exit velocity is tied for second in the majors with BOS' Rafael Devers behind PIT's Oneil Cruz (96.5)...36 of his 62 batted balls (58.1%) have been hard hit (95+ mph), tops on the O's	
👉 His nine career doubles against NYY are his most against one opponent	
👉 Made his season debut on 4/4 at KC after being placed on the 10-day IL with a right intercostal strain on 3/27, retroactive to 3/24...Was injured in spring on 2/27 vs. TOR	

7 • JACKSON HOLLIDAY • INF (L)	.247 • 2 HR • 8 RBI
Current Streak: 2 G (2-4; since 4/28)	2025 High: 3 G (2x, last: 4/23-4/26 [G2])
Last Game: 1-1 (Def. in 9 th)	Homestand: 2 G, 2-4, R
👉 Has hit safely in five of his last six games with an at bat...Had a season-high-tying three-game hitting streak from 4/23-26 [G2]	
👉 Slashing .391/.548/.783 (9-for-23) with one double, one triple, and two homers when ahead in the count compared to .200/.200/.200 (5-for-25) with no extra-base hits when behind in the count	
👉 Reached base safely three times (2 1B, BB) on 4/23 at WSH for the second time this season, joining 4/5 at KC (2 1B, 3B)...Tallied his fourth multi-hit effort of the year...Had six games of 2+ hits in 60 games in 2024	
👉 Hit his second career grand slam on 4/16 vs. CLE (also 7/31/24 vs. TOR), snapping an 0-for-17 skid...Marked the first O's grand slam of the year...At 21 years, 133 days old, became the youngest player in Orioles/Browns franchise history at the time of his second career grand slam, surpassing Cal Ripken, Jr. (22y, 323d), per @SlangsOnSports	
👉 Ranks in the top nine percent of MLB in chase rate (19.2%)	
👉 His 28.6 ft./sec. sprint speed ranks second among all AL second basemen, trailing only LAA's Kyren Paris (28.9 ft./sec.)	

13 • HESTON KJERSTAD • OF (L)	.186 • 3 HR • 12 RBI
Current Streak: 0-for-last-19 (since 4/23)	2025 High: 4 G (3/31-4/5)
Last Game: 0-0, R, BB (Def. in 7 th)	Homestand: 2 G, 0-4, R, BB, K
👉 Is 1-for-24 (.042) with one walk, one hit-by-pitch, and 11 strikeouts in eight games since being hit in the right elbow by Hunter Greene on 4/19 vs. CIN...Left that game with right elbow discomfort	
👉 Launched a 407-foot, two-run homer in the eighth inning on 4/18 vs. CIN, his third of the season...Marked the second time homering in back-to-back games in his career (also 6/27-29/24, 2 G)...Had multiple RBI in three straight games for the first time in his career from 4/16-18	
👉 Tallied his first career outfield assist on 3/27 at TOR	

12 • RAMÓN LAUREANO • OF (R)	.205 • 3 HR • 6 RBI
Current Streak: 0-for-last-5 (since 4/28)	2025 High: 3 G (4/19-24)
Last Game: 0-3, BB, K	Homestand: 2 G, 2-6, 2 2B, RBI, BB, 2 K, SB
👉 Doubled twice on Monday vs. NYY, including driving in the first run in the third inning...Marked his eighth career game with 2+ doubles...Three of those games have now come against NYY (also 9/5/18 & 6/21/24)	
👉 His three outfield assists are tied for fourth in MLB...Since 2018, his 52 outfield assists are tied for third in MLB...Baltimore has nine outfield assists this season, tied for second in MLB with Los Angeles-NL, trailing Cleveland (11)	
👉 After entering as a defensive replacement (Kjerstad HBP) in the third inning on 4/19 vs. CIN, became the fifth player in Orioles history to hit two home runs off the bench (last: Mancini, 6/7/17 vs. PIT)...Was the first MLB reserve to record a multi-homer game since STL's Richie Palacios (9/12/23 at BAL)...Marked his fifth career multi-homer game (last: 6/30/22 at SEA w/ OAK)	
👉 Hit his first home run as an Oriole on 4/16 vs. CLE...Eight of his last nine homers since 8/17/24, have been off right-handed pitchers	
👉 Has three defensive runs saved in left, tied for third in MLB, per <i>Sports Info Solutions</i>	

3 • JORGE MATEO • INF/OF (R)	.160 • 0 HR • 0 RBI
Current Streak: 2 G (3-6; since 4/27)	2025 High: 2 G (current streak)
Last Game: 1-3, 2B, 2 K	Homestand: 1 G, 1-3, 2B, 2 K
👉 Has recorded a hit in back-to-back games for the first time this season...Is 3-for-6 in those two games after batting .053 (1-for-19) through 4/24	
👉 Recorded his first multi-hit game of the year on Sunday at DET...Swiped two bases, his second multi-steal effort of the year and 15 th of his career...His five stolen bases are tied for the team lead (Mullins)...His 85 stolen bases since 2022 rank sixth in the AL	
👉 Doubled in the fifth inning on 4/15 vs. CLE, his first hit of the year...Snapped an 0-for-17 hitless streak dating back to 7/23/24	
👉 Swiped second and third base after entering as a pinch runner in the eighth on 4/8 at AZ...Marked the first time an Oriole has done so since Cedric Mullins on 5/23/24 at CWS and the seventh time Mateo has done so in his career (last: 4/22/24 at LAA)	

6 • RYAN MOUNTCASTLE • INF (R)	.191 • 1 HR • 6 RBI
Current Streak: 0-18 (since 4/24)	2025 High: 4 G (3/30-4/3)
Last Game: 0-3, RBI, K	Homestand: 2 G, 0-7, RBI, 4 K
👉 Is slashing .293/.326/.439 (12-for-41) with three doubles and one homer in 13 day games compared to .104/.170/.125 (5-for-48) with one double in 15 night games	
👉 His 35 RBI against NYY are his second most against one opponent (53, TOR)	
👉 Has three home runs in his last 95 games (82 GS) since 6/8/24...Homered in the second inning on 4/13 vs. TOR, snapping a career-long 41-game home run drought since 7/29/24 (G1) vs. TOR	
👉 Entered the game on 4/23 at WSH as a pinch hitter in the seventh inning and reached base safely twice (1B, HBP)	
👉 Ranks in the top six percent of MLB in bat speed (75.8 mph)	
👉 His single on 3/30 at TOR off Chris Bassitt was 116.7 mph...Marked the fifth hardest by an Oriole in the <i>Statcast</i> era (since 2015) and the hardest since Mark Trumbo on 4/28/17 at NYY (118.5)	

31 • CEDRIC MULLINS • OF (L)	.283 • 6 HR • 20 RBI
Current Streak: 0-3 (since 4/29)	2025 High: 6 G (4/18-24)
Last Game: 0-3, 2 K	Homestand: 2 G, 2-6, BB, 2 K
👉 Had his 14-game on-base streak since 4/12 snapped last night...Had his season-long six-game hitting streak snapped in game one on Saturday at DET	
👉 Has reached base safely at least three times in eight games this year, tied for third in the AL with NYY's Paul Goldschmidt, behind NYY's Aaron Judge (12) and BOS' Alex Bregman (9)	
👉 His five multi-walk efforts are tied for the most in the AL with BOS' Rafael Devers and DET's Zach McKinstry...His 17.5 percent walk rate ranks in the top four percent of MLB...Has never had a walk rate above 9.5 percent (2023) in his career	
👉 Hit his second leadoff homer of the season on 4/19 vs. CIN...Is one of 12 players in MLB with at least two leadoff homers this season...Ranks second in franchise history with 18 leadoff homers behind Brady Anderson (44)	

32 • RYAN O'HEARN • INF/OF (L)	.300 • 5 HR • 11 RBI
Current Streak: 1 G (1-4; since 4/28)	2025 High: 5 G (4/13-19)
4/28 vs. NYY: 1-4, HR, R, 3 RBI, K	Homestand: 1 G, 1-4, HR, R, 3 RBI, K
👉 Launched his fifth homer of the year on Monday vs. NYY...Tied a season high with three RBI (4/17 vs. CLE)...Nine of his 11 RBI this season have come via home run	
👉 His 28 RBI against NYY are the second most against one opponent (30, CWS)	
👉 Tallied a three-hit effort in game one on Saturday at DET, his first since 6/30/24 vs. TEX	
👉 Has reached base safely in 14 of 16 games since 4/4...Had a 10-game on-base streak from 4/4-19, tied for the second longest of his career (also 9/3-14/18), trailing a 15-gamer (6/15-7/3/24)	
👉 Went 22 straight plate appearances without a strikeout from 4/4-13	
👉 Has increased his hard-hit rate to 53.3 percent from 40.1 in 2024 (+13.2%)	
👉 Ranks among MLB leaders in following percentiles: xBA (96 th , .320), strikeout rate (91 st , 12.8%), and hard-hit rate (90 th , 53.3)	
👉 His seven pinch-hit knocks last season were the most by an Oriole since 2014 (10, Delmon Young) and ranked fourth in the AL...His 28 pinch-hit hits since 2019 are fourth most among MLB hitters behind CWS' Austin Slater (40), SEA's Donovan Solano (35), and SF's Wilmer Flores (31)	

26 • EMMANUEL RIVERA • INF (R)	.000 • 0 HR • 0 RBI
Current Streak: 0-2 (since 4/29)	2025 High: --
Last Game: 0-2, R, BB, 2 K	Homestand: 1 G, R, BB, 2 K
👉 Made his season debut last night...Had his contract selected from Triple-A Norfolk on Monday	
👉 Slashing .308/.370/.338 (20-for-65) with two doubles, five runs scored, 13 RBI, six walks, one hit-by-pitch, and one stolen base in 17 games with the Tides	
👉 Opened the year on the Norfolk 7-day Injured List...Reinstated on 4/4 and made his season debut that day at Charlotte	
👉 Dealt with a shoulder injury in Spring Training and did not appear in a game after 3/13...Reassigned to minor league camp on 3/24	
👉 Avoided arbitration by agreeing to terms on a one-year contract on 11/23/24...Designated for assignment on 1/31 and outrighted to Norfolk on 2/7...Invited to Spring Training as a non-roster player on 2/10	
👉 Claimed off waivers from the Miami Marlins on 8/21/24 and appeared in 27 regular games for the Orioles...Made a pinch hit appearance in Game 1 of the ALWCS vs. KC	

35 • ADLEY RUTSCHMAN • C (S)	.208 • 4 HR • 8 RBI
Current Streak: 0-2 (since 4/29)	2025 High: 8 G (4/3-13)
Last Game: 0-2	Homestand: 2 G, 1-5, R, BB
👉 Notched his third multi-hit game of the year on 4/23 at WSH...Reached base safely three times for the second time this season (also 3 H, 3/27 at TOR)	
👉 Smacked his fourth home run of the year in the eighth inning on 4/20 vs. CIN...Snapped an 0-for-20 skid with a third-inning single	
👉 Ranks in the 99 th percentile in squared-up rate (39.6%), while ranking in the 96 th in chase rate (17.7%), and the 95 th in whiff rate (14.1%)	
👉 Owns a career-highs in average exit velocity (89.9 mph) and barrel rate (10.3%)	
👉 His sixth-inning homer on 4/12 vs. TOR marked the seventh game-tying or go-ahead home run in the sixth inning or later run of his career	
👉 Reached safely in his first 14 games to begin the year...His season-long eight-game hitting streak was also snapped	
👉 Since his MLB debut on 5/21/22, is second among all MLB primary catchers with 427 hits and 89 doubles, both behind MIL's William Contreras (435 H, 91 2B)	

29 • RAMÓN URÍAS • INF (R)	.279 • 1 HR • 8 RBI
Current Streak: 0-for-last-10; since 4/27	2025 High: 6 G (3/29-4/5)
Last Game: 0-4, K	Homestand: 2 G, 0-8, 3 K
👉 Launched his first homer of the season in game one on Saturday at DET...Marked his second three-hit game of the season, joining 3/29 at TOR	
👉 Has reached base safely in 17 of his first 18 games of the season, but has failed to reach in each of the two games in this series	
👉 Owns career bests in walk rate (10.3%) and strikeout rate (17.9%)...His previous highs were set in 2024 (9.5 BB%, 18.3 K%)	
👉 Singled as a pinch hitter on 4/12 vs. TOR, his first pinch hit of the season...Is batting .419 (13-for-31) as a pinch hitter in his career, the best average among active players (min. 30 AB)	
👉 On 3/29 at TOR, recorded his first 3+ RBI game since 8/25/24 vs. HOU (3 RBI) and first 3+ hit game since 8/16/24 vs. BOS (3 H)	

2025 BY THE NUMBERS			
	HOME	AWAY	TOTAL
Overall	6-7	5-11	11-18
MONTH	HOME	AWAY	TOTAL
March (5)	1-0	2-2	3-2
April (26)	5-7	3-9	8-16
May (27)	-	-	-
June (27)	-	-	-
July (24)	-	-	-
August (28)	-	-	-
September (25)	-	-	-
TOTAL (162)	6-7	5-11	11-18
DAY OF WEEK	HOME	AWAY	TOTAL
Monday (14)	2-0	1-0	3-0
Tuesday (24)	0-2	0-2	0-4
Wednesday (24)	1-1	0-2	1-3
Thursday (18)	1-1	2-0	3-1
Friday (26)	0-1	0-2	0-3
Saturday (28)	2-0	2-2	4-2
Sunday (27)	0-2	0-3	0-5
TOTAL (162)	6-7	5-11	11-18
VS. AL EAST	HOME	AWAY	TOTAL
Boston Red Sox (13)	1-2	-	1-2
New York Yankees (13)	1-1	-	1-1
Tampa Bay Rays (13)	-	-	-
Toronto Blue Jays (13)	1-1	2-2	3-3
TOTAL (52)	3-4	2-2	5-6
VS. AL CENTRAL	HOME	AWAY	TOTAL
Chicago White Sox (7)	-	-	-
Cleveland Guardians (7)	2-1	-	2-1
Detroit Tigers (6)	-	0-3	0-3
Kansas City Royals (6)	-	1-2	1-2
Minnesota Twins (6)	-	-	-
TOTAL (32)	2-1	1-5	3-6
VS. AL WEST	HOME	AWAY	TOTAL
Houston Astros (7)	-	-	-
Los Angeles Angels (6)	-	-	-
Oakland Athletics (6)	-	-	-
Seattle Mariners (6)	-	-	-
Texas Rangers (7)	-	-	-
TOTAL (32)	-	-	-
VS. NL EAST	HOME	AWAY	TOTAL
Atlanta Braves (3)	-	-	-
Miami Marlins (3)	-	-	-
New York Mets (3)	-	-	-
Philadelphia Phillies (3)	-	-	-
Washington Nationals (4)	-	1-2	1-2
TOTAL (16)	-	1-2	1-2
VS. NL CENTRAL	HOME	AWAY	TOTAL
Chicago Cubs (3)	-	-	-
Cincinnati Reds (3)	1-2	-	1-2
Milwaukee Brewers (3)	-	-	-
Pittsburgh Pirates (3)	-	-	-
St. Louis Cardinals (3)	-	-	-
TOTAL (15)	1-2	-	1-2
VS. NL WEST	HOME	AWAY	TOTAL
Arizona Diamondbacks (3)	-	1-2	1-2
Colorado Rockies (3)	-	-	-
Los Angeles Dodgers (3)	-	-	-
San Diego Padres (3)	-	-	-
San Francisco Giants (3)	-	-	-
TOTAL (15)	-	1-2	1-2

BALTIMORE ORIOLES - WALK-OFF AND MISC. HOME RUNS

Baltimore Orioles Walk-off Wins							
Date	Score	Batter/Runner	Action	RBI	Pitcher	INN	OUTS
-	-	-	-	-	-	-	-
Opponent Walk-off Wins							
Date	Score	Batter/Runner	Action	RBI	Pitcher	INN	OUTS
-	-	-	-	-	-	-	-
Baltimore Orioles Back-to-Back Home Runs							
Date	Score	Batters	Pitcher	INN	OUTS		
4/19	CIN 5 @ BAL 9	Ramón Laureano/Jordan Westburg	Carson Spiers	7	2		
4/19	CIN 5 @ BAL 9	Cedric Mullins/Gunnar Henderson	Hunter Greene	1	0		
3/27	BAL 12 @ TOR 2	Adley Rutschman/Jordan Westburg	Yariel Rodríguez	8	1		
Opponent Back-to-Back Home Runs							
Date	Score	Batters	Pitcher	INN	OUTS		
4/29	NY Y 15 @ BAL 3	Trent Grisham/Aaron Judge/Ben Rice	Kyle Gibson	1	0		
4/17	CLE 2 @ BAL 6	Daniel Schneemann/Austin Hedges	Tomoyuki Sugano	3	0		
4/9	BAL 0 @ AZ 9	Pavin Smith/Josh Naylor	Dean Kremer	5	1		
Baltimore Orioles Grand Slams							
Date	Score	Batter	Pitcher	INN	OUTS		
4/16	CLE 1 @ BAL 9	Jackson Holliday	Gavin Williams	2	1		
Opponent Grand Slams							
Date	Score	Batter	Pitcher	INN	OUTS		
4/20	CIN 24 @ BAL 2	Noelvi Marte	Jorge Mateo	8	2		
Baltimore Orioles Inside-the-Park Home Runs							
Date	Score	Batter	RBI	Pitcher	INN	OUTS	
-	-	-	-	-	-	-	-
Opponent Inside-the-Park Home Runs							
Date	Score	Batter	RBI	Pitcher	INN	OUTS	
-	-	-	-	-	-	-	-
Baltimore Orioles Pinch-Hit Home Runs							
Date	Score	Batter	RBI	Pitcher	INN	OUTS	
-	-	-	-	-	-	-	-
Opponent Pinch-Hit Home Runs							
Date	Score	Batter	RBI	Pitcher	INN	OUTS	
-	-	-	-	-	-	-	-
Baltimore Orioles Leadoff Home Runs							
Date	Score	Batter	Pitcher				
4/19	CIN 5 @ BAL 9	Cedric Mullins	Hunter Greene				
4/3	BOS 8 @ BAL 4	Cedric Mullins	Tanner Houck				
3/29	BAL 9 @ TOR 5	Colton Cowser	Max Scherzer				
Opponent Leadoff Home Runs							
Date	Score	Batter	Pitcher				
4/29	NY Y 15 @ BAL 3	Trent Grisham	Kyle Gibson				
4/23	BAL 3 @ WSH 4	James Wood	Tomoyuki Sugano				

LAST TIME IT HAPPENED	
BATTING	
Eutaw St. Home Run	Gunnar Henderson, 8/14/24 vs. WSH (Herz)
Opponent	Trent Grisham, 4/30/25 vs. NYY (Gibson)
Second Deck Home Run in LF at OPACY	Austin Hays, 6/7/22 vs. CHC (Mills)
Opponent	Pete Alonso, 9/2/20 vs. NYM (Means)
Grand Slam	Jackson Holliday, 4/16/25 vs. CLE (Williams)
Two Grand Slams in One Game	Reimold, Clevenger, 9/11/15 vs. KC (Herrera, Chamberlain)
Pinch-Hit Home Run	Ryan O’Hearn, 6/6/24 at TOR (García)
Pinch-Hit Walk-Off Home Run	Nolan Reimold, 7/24/16 vs. CLE (Allen)
Pinch-Hit Grand Slam	Dwight Evans, 7/26/91 vs. OAK (Nelson)
Inside the Park Home Run	Jorge Mateo, 8/20/23 at OAK (Sears)
LH & RH Home Run, Same Game	Anthony Santander, 8/7/24 at TOR (Francis, Yarbrough)
Individual 2-Home Run Game	Ramón Laureano, 4/19/25 vs. CIN (Greene, Spiers)
Individual 3-Home Run Game	Ryan Mountcastle, 6/19/21 vs. TOR (Manoah, Kay)
Individual 4-Home Run Game	Never
Home Run in Consecutive Games	Cedric Mullins, 4/18-19/25 vs. CIN
Home Run in 3 Consecutive Games	Jackson Holliday, 8/4-7/24 at CLE, at TOR
Home Run in 4 Consecutive Games	Gunnar Henderson, 5/17-20/24 vs. SEA, at STL
Home Run in 5 Consecutive Games	Jonathan Schoop, 7/22-27/18 vs. TOR, BOS, TB
Home Run in 6 Consecutive Games	Chris Davis, 9/26-10/2/12 vs. TOR, BOS, TB
4-Home Run Game, Team	4/19/25 vs. CIN (5)
5-Home Run Game, Team	4/19/25 vs. CIN
6-Home Run Game, Team	3/27/25 at TOR
7-Home Run Game, Team	6/2/16 vs. BOS
8+-Home Run Game, Team	6/16/15 vs. PHI (8)
10+-Run Game, Team	3/27/25 at TOR (12)
15+-Run Game, Team	6/20/24 at NYY (17)
20+-Run Game, Team	9/28/00 vs. TOR (23)
Back-to-Back HR	Laureano/Westburg, 4/19/25 vs. CIN (7 th inning)
Back-to-Back HR to Start First Inning	Mullins/Henderson, 4/19/25 vs. CIN
Back-to-Back-to-Back HR	Schoop/Davis/Mancini, 8/6/17 vs. DET (1 st inning)
Back-to-Back-to-Back HR to Start First Inning	Flaherty/Hardy/Markakis, 5/10/12 (G1) vs. TEX
2 Back-to-Back HRs, Same Game	Mullins/Henderson (1 st), Laureano/Westburg (7 th) 4/19/25 vs. CIN
Leadoff Home Run	Cedric Mullins, 4/19/25 vs. CIN (Greene)
Walk-Off Win	Anthony Santander (HR), 9/19/24 vs. SF (Walker)
Walk-Off Home Run	Anthony Santander, 9/19/24 vs. SF (Walker)
Walk-Off Grand Slam	Manny Machado, 8/18/17 vs. LAA (Middleton)
Walk-Off Home Run, Eutaw St.	Rio Ruiz, 8/11/19 vs. HOU (Osuna)
Home Run, 15 th Inning or later	Jonathan Villar, 7/25/19 at LAA (Canning)
Home Run, 17 th Inning or later	Adam Jones, 5/6/12 at BOS (McDonald)
Home Run by a Pitcher	Zack Britton, 7/3/11 at ATL (Beachy)
2-Home Run Game by a Pitcher	Milt Pappas, 8/27/61 at MIN (Ramos)
Oriole w/ hit a Home Run for 1 st ML hit	Connor Norby, 6/4/24 at TOR (Pearson)
Oriole w/ 2 Home Runs in one inning	Mark Trumbo, 4/15/16 at TEX (7 th inning, Pérez, Faulkner)
Oriole w/ 3 Home Runs in consecutive innings	Manny Machado, 8/7/16 at CWS (1 st , 2 nd , 3 rd inning, Shields, Albers)
5-Hit Game	Adley Rutschman, 6/21/24 at HOU
6-Hit Game	Cal Ripken, Jr., 6/13/99 at ATL
5-RBI Game	Cedric Mullins, 3/27/25 at TOR
6-RBI Game	Adley Rutschman, 6/9/24 at TB
7-RBI Game	Ryan Mountcastle, 4/11/23 vs. OAK (9)
8-RBI Game	Ryan Mountcastle, 4/11/23 vs. OAK (9)
9-RBI Game	Ryan Mountcastle, 4/11/23 vs. OAK
PITCHING	
Perfect Game	Never
No-Hitter	5/5/21 at SEA (Means)
1-Hitter	5/26/24 at CWS (Bradish, Coulombe, Cano, Kimbrel)
Complete Game	9/23/22 vs. HOU (Kremer)
Shutout	9/23/22 vs. HOU (Kremer)
Team Shutout	9/6/24 vs. TB (Kremer, Cano, Pérez, Domínguez)
Consecutive CG, Pitcher	Sidney Ponson (2), 5/16-22/04
Consecutive Shutouts, Pitcher	Mike Mussina (2), 9/26-10/1/95
Consecutive CG, Team	5/13-14/11 (Guthrie/Bergesen)
Consecutive Shutouts, Team	4/18-19/23 at WSH
10+ Strikeout Game, Pitcher	Charlie Morton (10), 4/3/25 vs. BOS
15+ Strikeout Game, Pitcher	Erik Bedard (15), 7/7/07 at TEX
10+ Strikeout Game, Team	4/28/25 vs. NYY (15)
15+ Strikeout Game, Team	4/28/25 vs. NYY (15)
4+ Strikeouts in an inning	Mike Cuellar (4), 5/29/70 at CAL
Immaculate Inning	Kevin Gausman, 4/23/18 vs. CLE (7 th inning)
MISCELLANEOUS	
Hit for the Cycle	Cedric Mullins, 5/12/23 vs. PIT (7 th in club history)
Steal of Home	Cedric Mullins, 8/12/21 vs. DET
Position Player to Pitch	Gary Sánchez, 4/19/25 vs. CIN (1.0 IP, 2 H, 4 R, BB, HR)
Triple Play Turned	9/18/22, Bottom 3 rd at TOR (Chapman batting/Kremer pitching)
	Scoring: 6-4-3 (Mateo-Vavra-Aguilar)
Manager Ejection	Brandon Hyde, 4/13/25 vs. TOR (18 th career)
Player Ejection	Ryan O’Hearn, 8/21/24 at NYM (2 nd career)
WINNING SWEEPS	
2-Game, at OPACY	September 26-27, 2023 vs. WSH
2-Game, Road	April 18-19, 2023 at WSH
3-Game, at OPACY	April 15-17, 2024 vs. MIN
3-Game, Road	September 27-29, 2024 at MIN
4-Game, at OPACY	July 7-10, 2022 vs. LAA
4-Game, Road	June 7-10, 2024 at TB
Doubleheader	June 25, 2016 vs. TB

2025 OUTFIELD ASSISTS						
Outfielder	1B	2B	3B	HP	TOTAL	ERRORS (F-T)
Dylan Carlson	-	-	-	-	-	-
Colton Cowser	-	-	-	-	-	-
Heston Kjerstad	-	2	-	-	2	-
Ramón Laureano	-	2	-	1	3	2 (1-1)
Jorge Mateo	-	-	-	-	-	1 (1-0)
Cedric Mullins	-	-	-	-	-	2 (1-1)
Ryan O’Hearn	-	-	-	-	-	-
Tyler O’Neill	1	2	-	1	4	-
Team Totals	1	6	-	2	9	5 (3-2)

2025 CATCHING BREAKDOWN							
	Errors		SB	Pick-offs			
Catcher	F-T-C	PB	CCS-ATT	1B-2B-3B	Inn.	ERA	W-L (GS)
Adley Rutschman	0-1-0	0	2-21	0-1-0	170.0	5.82	9-11
Gary Sánchez	0-0-0	1	0-2	1-0-0	77.0	5.03	2-7
Maverick Handley	0-0-0	0	0-0	0-0-0	4.0	2.25	0-0
Totals	0-1-0	1	2-23	1-1-0	251.0	5.52	11-18


SCORING BY INNING										
	1	2	3	4	5	6	7	8	9	Extras Totals
OPPONENTS	24	18	24	20	22	10	18	19	9	1 165
ORIOLES	16	14	17	9	9	13	15	20	2	0 115


ORIOLES WHO MADE THEIR MAJOR LEAGUE DEBUT IN 2025			
DATE	PLAYER	STATS	NOTES
4/26 (G2) at DET	Grant Wolfram	0.1 IP, 1 H, 1 BB	Final out of 7 th
4/19 vs. CIN	Brandon Young	ND: 4.0+ IP, 7 H, 3 R, 3 ER, 3 BB, 3 K, HR	Game Started
3/30 at TOR	Tomoyuki Sugano	L: 4.0 IP, 4 H, 2 R, 2 ER, 2 BB, 1 K	Game Started


2025 SCHEDULE


G#	DATE	OPP.	W-L	SCORE	WP/LP/SV	REC	POS	GA/GB	ATT.
1	3/27	at TOR	W	12-2	Eflin/Berrios	1-0	T-1 st	+0.5	40,734
2	3/28	at TOR	L	8-2	Gausman/Morton	1-1	T-3 rd	-0.5	26,289
3	3/29	at TOR	W	9-5	Kremer/Lovelady	2-1	2 nd	-0.5	27,005
4	3/30	at TOR	L	3-1	Bassitt/Sugano/Hoffman	2-2	3 rd	-1.5	21,069
5	3/31	vs. BOS	W	8-5	Dominguez/Newcomb	3-2	3 rd	-1.0	45,002*
MARCH TOTALS: 3-2 TEAM ERA: 4.60 TEAM AVG: .305									
	4/1	OFF DAY				3-2	4 th	-1.0	
6	4/2	vs. BOS	L	3-0	Crochet/Eflin/Chapman	3-3	4 th	-1.5	18,146
7	4/3	vs. BOS	L	8-4	Kelly/Morton	3-4	T-4 th	-2.0	16,656
8	4/4	at KC	L	8-2	Lugo/Kremer	3-5	5 th	-2.5	14,196
9	4/5	at KC	W	8-1	Sugano/Wacha	4-5	5 th	-2.5	14,383
10	4/6	at KC	L	4-1	Bubic/Povich/Estévez	4-6	5 th	-2.5	19,098
11	4/7	at AZ	W	5-1	Eflin/Gallen	5-6	T-4 th	-1.5	20,333
12	4/8	at AZ	L	4-3	Kelly/Morton/Martinez	5-7	4 th	-2.0	23,843
13	4/9	at AZ	L	9-0	Pfaadt/Kremer	5-8	5 th	-2.5	22,411
	4/10	OFF DAY				5-8	5 th	-2.5	
	4/11	vs. TOR	**POSTPONED**		Rescheduled for 7/29 (DH)	5-8	5 th	-2.5	
14	4/12	vs. TOR	W	5-4	Baker/Francis/Bautista	6-8	T-4 th	-2.0	22,130
15	4/13	vs. TOR	L	7-6	Hoffman/Bowman	6-9	5 th	-2.5	27,193
	4/14	OFF DAY				6-9	5 th	-2.5	
16	4/15	vs. CLE	L	6-3	Allen/Morton/Clase	6-10	5 th	-3.5	14,203
17	4/16	vs. CLE	W	9-1	Kremer/Williams	7-10	5 th	-3.5	13,964
18	4/17	vs. CLE	W	6-2	Sugano/Bibee	8-10	4 th	-3.5	16,201
19	4/18	vs. CIN	L	8-3	Abbott/Povich	8-11	4 th	-4.5	42,587*
20	4/19	vs. CIN	W	9-5	Dominguez/Greene/Bautista	9-11	4 th	-3.5	28,534
21	4/20	vs. CIN	L	24-2	Rogers/Morton/Wynne	9-12	4 th	-4.5	19,053
	4/21	OFF DAY				9-12	4 th	-4.0	
22	4/22	at WSH	L	7-0	Parker/Kremer	9-13	4 th	-4.0	29,504
23	4/23	at WSH	L	4-3	López/Soto/Finnegan	9-14	5 th	-5.0	22,246
24	4/24	at WSH	W	2-1	Povich/Gore/Bautista	10-14	5 th	-4.5	23,058
	4/25	at DET	**POSTPONED**		Rescheduled for 4/26 (DH)	10-14	5 th	-4.0	
25	4/26-1	at DET	L	4-3	Mize/Young/Vest	10-15			28,509
26	4/26-2	at DET	L	6-2	Hurter/Morton	10-16	5 th	-5.0	21,422
27	4/27	at DET	L	7-0	Skubal/Kremer	10-17	5 th	-6.5	28,613
28	4/28	vs. NYY	W	4-3	Sugano/Warren/Bautista	11-17	5 th	-5.5	22,775
29	4/29	vs. NYY	L	15-3	Rodón/Gibson	11-18	5 th	-6.5	22,164
30	4/30	vs. NYY	6:35 PM	MASN					
APRIL TOTALS: 8-16 TEAM ERA: 5.71 TEAM AVG: .202									
	5/1	OFF DAY							
31	5/2	vs. KC	7:05 PM	MASN					
32	5/3	vs. KC	7:15 PM	FOX					
33	5/4	vs. KC	1:35 PM	MASN					
	5/5	OFF DAY							
34	5/6	at MIN	7:40 PM	MASN					
35	5/7	at MIN	7:40 PM	MASN					
36	5/8	at MIN	1:10 PM	MASN					
37	5/9	at LAA	9:38 PM	MASN					
38	5/10	at LAA	9:38 PM	MASN					
39	5/11	at LAA	4:07 PM	MASN2					
	5/12	OFF DAY							
40	5/13	vs. MIN	6:35 PM	MASN2					
41	5/14	vs. MIN	6:35 PM	MASN2					
42	5/15	vs. MIN	12:35 PM	MASN2					
43	5/16	vs. WSH	7:05 PM	MASN					
44	5/17	vs. WSH	4:05 PM	MASN FS1^					
45	5/18	vs. WSH	1:35 PM	MASN					
46	5/19	at MIL	7:40 PM	MASN					
47	5/20	at MIL	7:40 PM	MASN2					
48	5/21	at MIL	1:10 PM	MASN2					
49	5/22	at BOS	6:45 PM	MASN					
50	5/23	at BOS	7:10 PM	MASN					
51	5/24	at BOS	4:10 PM	MASN FS1^					
52	5/25	at BOS	1:35 PM	MASN					
53	5/26	vs. STL	3:05 PM	MASN					
54	5/27	vs. STL	6:35 PM	MASN					
55	5/28	vs. STL	6:35 PM	MASN					
	5/29	OFF DAY							
56	5/30	vs. CWS	7:05 PM	MASN					
57	5/31	vs. CWS	4:05 PM	MASN					
MAY TOTALS: 0-0 TEAM ERA: --- TEAM AVG: ---									
58	6/1	vs. CWS	1:35 PM	MASN					
	6/2	OFF DAY							
59	6/3	at SEA	9:40 PM	MASN2					
60	6/4	at SEA	9:40 PM	MASN2					
61	6/5	at SEA	3:40 PM	MASN2					
62	6/6	at ATH	10:05 PM	MASN2					
63	6/7	at ATH	10:05 PM	MASN					
64	6/8	at ATH	4:05 PM	MASN2					
	6/9	OFF DAY							
65	6/10	vs. DET	6:35 PM	MASN2					
66	6/11	vs. DET	6:35 PM	MASN2					
67	6/12	vs. DET	6:35 PM	MASN2					
68	6/13	vs. LAA	7:05 PM	Apple TV+					
69	6/14	vs. LAA	4:05 PM	MASN					
70	6/15	vs. LAA	1:35 PM	MASN					
71	6/16	at TB	7:35 PM	MASN2					
72	6/17	at TB	7:35 PM	MASN2					
73	6/18	at TB	7:35 PM	MASN2					
74	6/19	at TB	7:35 PM	MASN2					
75	6/20	at NYY	7:05 PM	MASN					
76	6/21	at NYY	1:05 PM	MASN					
77	6/22	at NYY	11:35 AM	Roku					
78	6/23	vs. TEX	6:35 PM	MASN					
79	6/24	vs. TEX	6:35 PM	MASN					
80	6/25	vs. TEX	6:35 PM	MASN					
	6/26	OFF DAY							
81	6/27	vs. TB	7:05 PM	Apple TV+					
82	6/28	vs. TB	4:05 PM	MASN					
83	6/29	vs. TB	1:35 PM	MASN					
84	6/30	at TEX	8:05 PM	MASN					
JUNE TOTALS: 0-0 TEAM ERA: --- TEAM AVG: ---									
85	7/1	at TEX	8:05 PM	MASN					
86	7/2	at TEX	8:05 PM	MASN					
	7/3	OFF DAY							
87	7/4	at ATL	7:15 PM	MASN					
88	7/5	at ATL	4:10 PM	MASN2					
89	7/6	at ATL	11:35 AM	Roku					
	7/7	OFF DAY							
90	7/8	vs. NYM	6:35 PM	MASN					
91	7/9	vs. NYM	7:05 PM	MASN					
92	7/10	vs. NYM	1:05 PM	MASN					
93	7/11	vs. MIA	7:05 PM	MASN					
94	7/12	vs. MIA	4:05 PM	MASN					
95	7/13	vs. MIA	1:35 PM	MASN					

	DATE	OPP.	W-L	SCORE	WP/LP/SV	REC	POS	GA/GB	ATT.
	7/14	Home Run Derby (Truist Park - Atlanta, GA)							
	7/15	MLB All-Star Game (Truist Park - Atlanta, GA)							
	7/16-17 All-Star Break								
96	7/18	at TB	7:35 PM	MASN2					
97	7/19	at TB	7:05 PM	MASN2					
98	7/20	at TB	12:10 PM	MASN2					
99	7/21	at CLE	6:40 PM	MASN2					
100	7/22	at CLE	6:40 PM	MASN2					
101	7/23	at CLE	6:40 PM	MASN2					
102	7/24	at CLE	1:10 PM	MASN					
103	7/25	vs. COL	7:05 PM	MASN					
104	7/26	vs. COL	7:05 PM	MASN					
105	7/27	vs. COL	1:35 PM	MASN					
106	7/28	vs. TOR	6:35 PM	MASN					
107	7/29-1	vs. TOR	12:35 PM	MASN					
108	7/29-2	vs. TOR	6:35 PM	MASN					
109	7/30	vs. TOR	12:35 PM	MASN					
JULY TOTALS: 0-0 TEAM ERA: --- TEAM AVG: ---									
110	8/1	at CHC	2:20 PM	MASN2					
111	8/2	at CHC	2:20 PM	MASN2 FS1*					
112	8/3	at CHC	2:20 PM	MASN2					
113	8/4	at PHI	6:45 PM	MASN					
114	8/5	at PHI	6:45 PM	MASN					
115	8/6	at PHI	12:35 PM	MASN					
	8/7	OFF DAY							
116	8/8	vs. ATH	7:05 PM	MASN					
117	8/9	vs. ATH	7:05 PM	MASN					
118	8/10	vs. ATH	1:35 PM	MASN					
	8/11	OFF DAY							
119	8/12	vs. SEA	6:35 PM	MASN					
120	8/13	vs. SEA	6:35 PM	MASN					
121	8/14	vs. SEA	1:05 PM	MASN2					
122	8/15	at HOU	8:10 PM	MASN2					
123	8/16	at HOU	7:10 PM	MASN2					
124	8/17	at HOU	2:10 PM	MASN					
125	8/18	at BOS	7:10 PM	MASN					
126	8/19	at BOS	7:10 PM	MASN					
	8/20	OFF DAY							
127	8/21	vs. HOU	7:15 PM	FOX					
128	8/22	vs. HOU	7:05 PM	MASN					
129	8/23	vs. HOU	7:05 PM	MASN					
130	8/24	vs. HOU	1:35 PM	MASN					
131	8/25	vs. BOS	6:35 PM	MASN					
132	8/26	vs. BOS	6:35 PM	MASN					
133	8/27	vs. BOS	6:35 PM	MASN					
134	8/28	vs. BOS	1:05 PM	MASN					
135	8/29	at SF	10:15 PM	MASN2					
136	8/30	at SF	7:15 PM	FOX					
137	8/31	at SF	4:05 PM	MASN2					
AUGUST TOTALS: 0-0 TEAM ERA: --- TEAM AVG: ---									
138	9/1	at SD	6:40 PM	MASN2					
139	9/2	at SD	9:40 PM	MASN2					
140	9/3	at SD	4:10 PM	MASN2					
	9/4	OFF DAY							
141	9/5	vs. LAD	7:05 PM	MASN					
142	9/6	vs. LAD	7:05 PM	MASN					
143	9/7	vs. LAD	1:35 PM	MASN					
	9/8	OFF DAY							
144	9/9	vs. PIT	6:35 PM	MASN					
145	9/10	vs. PIT	6:35 PM	MASN					
146	9/11	vs. PIT	1:05 PM	MASN					
147	9/12	at TOR	7:07 PM	MASN2					
148	9/13	at TOR	3:07 PM	MASN2					
149	9/14	at TOR	1:37 PM	MASN2					
150	9/15	at CWS	7:40 PM	MASN2					
151	9/16	at CWS	7:40 PM	MASN2					
152	9/17	at CWS	2:10 PM	MASN2					
153	9/18	vs. NYY	7:15 PM	FOX					
154	9/19	vs. NYY	7:05 PM	MASN					
155	9/20	vs. NYY	7:05 PM	MASN					
156	9/21	vs. NYY	1:35 PM	MASN					
	9/22	OFF DAY							
157	9/23	vs. TB	6:35 PM	MASN2					
158	9/24	vs. TB	6:35 PM	MASN2 FS1*					
159	9/25	vs. TB	1:05 PM	MASN					
160	9/26	at NYY	7:05 PM	MASN					
161	9/27	at NYY	1:05 PM	MASN					
162	9/28	at NYY	3:05 PM	MASN					
SEPTEMBER TOTALS: 0-0 TEAM ERA: --- TEAM AVG: ---									
*Indicates home sellout									
*Indicates out-of-market broadcast									
Pitchers in CAPS indicates complete game									
All times listed are Eastern									
MASN and MASN2 games can also be streamed locally via MASN+									
All games broadcast on the Orioles Radio Network and 98 Rock 97.9 FM/HD2 & WBAL NewsRadio 1090 AM/101.5 FM									









DELAYS & POSTPONEMENTS			
DATE	OPPONENT (Reason)	TIME (Delay)	RESULT
4/25	at DET (inclement weather)	Postponed	Rescheduled for a DH on 4/26 Rescheduled for DH on 7/29
4/11	vs. TOR (rain)	Postponed	
TOTAL TIME OF DELAYS: 0:00 (21:58 in 2024)			
COLDEST GAME TIME TEMPERATURE: 45 degrees, April 5 at Kansas City (W, 8-1)			
WARMEST GAME TIME TEMPERATURE: 85 degrees, April 8 at Arizona (L, 4-3)			