



NEWS & NOTES

One Brewers Way • Milwaukee, WI 53214 • Media: (414) 902-4500 • @brewers • **BREWERS.COM**



MILWAUKEE BREWERS (17-18) vs. HOUSTON ASTROS (17-16)
RHP Tobias Myers (0-0, 5.14) vs. RHP Ronel Blanco (2-2, 5.08)
Monday, Cinco de Mayo, 2025 - 6:40 p.m. CT - American Family Field - Milwaukee, WI
Game #36 - Home Game #17



STREAK: Won 1	LAST FIVE: 2-3	LAST TEN: 4-6	HOME RECORD: 10-6	ROAD RECORD: 7-12
---------------	----------------	---------------	-------------------	-------------------

WHAT'S BREWING?	
All American The Brewers are beginning a stretch tonight during which they play 15 straight games vs. American League opponents.....the team is 82-45 (.646) since 2022 in Interleague Play, trailing only the Dodgers (80-38, .678).....this includes 8-7 this season.	
AL Opponent	Result
vs. Houston	3g
at Tampa Bay	3g
at Cleveland	3g
vs. Minnesota	3g
vs. Baltimore	3g
MLB Leaders - Wins (Since 2017)	
Team	Wins
Los Angeles-NL	783
Houston.....	736
New York-AL	713
Atlanta	691
Tampa Bay	687
Milwaukee	683
Here's to the Winners The Brewers, Astros and Dodgers are the only teams in the Major Leagues to have 86+ wins in each of the last seven full seasons (2017-24).....this does not include 2020.	
Time to Make the Donuts The Brewers yesterday notched their fifth shutout win of the season, tying the Cubs and Mets for most in the majors, trailing only the Padres (8).	
Strike First, Strike Hard, No Mercy The Brewers are 0-12 in games in which the opponent scores first..... Milwaukee is the only team in the majors without a win this season in a game in which they don't score first..... the team is 17-6 when scoring first.	
That's a lot of Games Christian Yelich will be playing in his 1,500th Major League game tonight..... Yelich has played in 643 games with the Marlins (2013-17) and 856 games with the Brewers (2018-current).	
Crime and Punishment William Contreras has thrown out 10 of 24 runners attempting to steal this season (41.7%).....his 10 runners thrown out leads the Major Leagues.	
NL Leaders - AVG	
Player	AVG
Pete Alonso (NYM).....	.344
Brendan Donovan (STL).....	.339
Fernando Tatis Jr. (SD).....	.328
Kyle Stowers (MIA)321
Brice Turang (MIL).....	.315

TONIGHT'S GAME: Is game 4 (1-2) of a 6-game homestand against Chicago-NL (1-2) and Houston (3g).....following an off day on Thursday, the team takes a 6-game trip to Tampa Bay (3g) and Cleveland (3g).....the next homestand will cover 6 games from 5/16-5/21 against Minnesota (3g) and Baltimore (3g).

IT WON'T BE THE SAME: This season marks just the second without **Bob Uecker** on the radio for the Milwaukee Brewers (also 1970).....the 2003 Hall of Famer passed away at the age of 90 on January 16.

CURRENT ROSTER (*bold indicates not on Opening Day roster*):
PITCHERS (13) - LH Tyler Alexander, ***RH Grant Anderson***, LH Jared Koenig, ***RH Nick Mears***, RH Trevor Megill, ***RH Tobias Myers***, RH Chad Patrick, RH Joel Payamps, RH Freddy Peralta, ***RH Quinn Priester***, ***LH José Quintana***, RH Elvin Rodríguez, RH Abner Uribe
CATCHERS (2) - William Contreras, Eric Haase
INFELDERS (6) - Jake Bauers, Vinny Capra, ***Caleb Durbin***, Rhys Hoskins, Joey Ortiz, Brice Turang.....**OUTFIELDERS (5)** - ***Daz Cameron***, Jackson Chourio, Isaac Collins, Sal Frelick, Christian Yelich

OPENING DAY ROSTER (*bold indicates not on current roster*):
PITCHERS (13) - LH Tyler Alexander, ***RH Aaron Civale***, ***LH Nestor Cortes***, ***LH Bryan Hudson***, LH Jared Koenig, RH Trevor Megill, RH Chad Patrick, RH Joel Payamps, ***RH Elvis Peguera***, RH Freddy Peralta, RH Elvin Rodríguez, ***LH Connor Thomas***, RH Abner Uribe
CATCHERS (2) - William Contreras, Eric Haase
INFELDERS (6) - Jake Bauers, Vinny Capra, ***Oliver Dunn***, Rhys Hoskins, Joey Ortiz, Brice Turang.....**OUTFIELDERS (5)** - Jackson Chourio, Isaac Collins, Sal Frelick, ***Garrett Mitchell***, Christian Yelich

IN THE TRAINER'S ROOM: LHP **Aaron Ashby** (right oblique), RHP **Aaron Civale** (left hamstring), LHP **Nestor Cortes** (left elbow), LHP **Robert Gasser** (left elbow), LHP **DL Hall** (left lat), **OF Garrett Mitchell** (left oblique), **OF Blake Perkins** (right shin), LHP **Connor Thomas** (left elbow) and RHP **Brandon Woodruff** (right shoulder) are on the injured list.....Cortes, Gasser, Hall and Perkins are on the 60-day injured list.

IN THE STANDINGS (48 days): The team has spent the following number of days alone or tied at each position in the NL Central standings: **FIRST:** 10*, **SECOND:** 16, **THIRD:** 16, **FOURTH:** 3, **FIFTH:** 3.....the Brewers are currently in third place, trailing the first-place Cubs by 4.0 games and second-place Reds by 1.0 game (*9 days tied for first from 3/18-3/26 before playing their first game of the season).

SERIES-LY SPEAKING: The Brewers are 6-5-0 in series play.
Game 1: 5-6, **Game 2:** 6-5, **Game 3:** 5-6, **Game 4:** 1-1
Sweep Wins (-): None.....**Sweep Losses (1):** at NYY (3g, 3/27-3/30)

AT HOME: The Brewers are 10-6 at home, going 4-1-0 in series play.

ON THE ROAD: The Brewers are 7-12 on the road, going 2-4-0 in series play.

MANAGER: **Pat Murphy** is in his second season as Brewers manager.....he was voted 2024 NL Manager of the Year after going 93-69 and winning the NL Central division championship.....he is the first manager in franchise history (in either league) to earn the honor.....Murphy was named the 20th manager in franchise history on 11/15/23, replacing Craig Counsell.....he is signed to a 3-year contract through 2026.

COACHES: Returning from 2024 is associate manager **Rickie Weeks** (2nd season), field coordinator **Néstor Corredor** (3rd season/2nd in current role), pitching coach **Chris Hook** (7th season), assistant pitching & strategy coach **Jim Henderson** (4th season/2nd in current role), bullpen coach **Charlie Greene** (2nd season), hitting coach **Connor Dawson** (4th season), assistant coach **Daniel de Mondesert** (2nd season), infield coach **Matt Erickson** (2nd season) and third base coach **Jason Lane** (10th season/5th in current role).....first base coach **Julio Borbón**, lead hitting coach **Al LeBoeuf** and hitting coach **Eric Theisen** are all in their first seasons on the staff.

LET'S GO TO THE VIDEO TAPE: The team has made four replay challenges this season, going 4-0.....their last challenge came on 4/30 at Chicago-AL as an out call on a force play at second base involving William Contreras was overturned.

BREWING SUCCESS: The Brewers have made the postseason six times over the last seven seasons (missed in 2022) and have won the NL Central in four of the last seven seasons, three of the last four, and two straight.....the Brewers are one of just five teams to qualify for the postseason in at least six of the last seven seasons.....they are joined by the Astros (7), Braves (7), Dodgers (7) and Yankees (6).

BREWING CONSISTENCY: The Brewers, Astros and Dodgers are the only teams with 86+ wins in each of the last seven full seasons (2017-24).....this does not include 2020.....the Brewers have 683 wins since 2017, which ranks sixth in the majors and third in the National League.....the team was 2 games away from qualifying for the postseason in eight straight seasons, missing out by a game in both 2017 and 2022.

BREWERS vs. ASTROS
SUMMARY: Are 119-133 all time, including 8-8 in Interleague Play..... went 1-2 last season.
at MIL: Are 73-54 all time, including 64-45 at American Family Field and 9-9 at County Stadium.
at HOU: Are 46-79 all time, including 42-67 at Daikin Park and 4-12 at the Astrodome.....went 1-2 last season.

THE BREWERS WHEN...	
Scoring First.....	17-6
Opponent Scores First.....	0-12
Out-hitting Opponent	14-2
Out-hit by Opponent	2-14
Hit Totals Even	1-2
Committing An Error	7-13
Committing No Errors.....	10-5
Leading After 7 Innings.....	15-2
Trailing After 7 Innings.....	0-16
Tied After 7 Innings.....	2-0
Leading After 8 Innings	16-1
Trailing After 8 Innings	0-17
Tied After 8 Innings.....	1-0
Hitting a Home Run	11-8
Not Hitting a Home Run	6-10
Scoring at Least 4 Runs	14-5
Scoring 3 Runs or Fewer.....	3-13
vs. Right-Handed Starter	10-12
vs. Left-Handed Starter	7-6
Day Games.....	6-9
Night Games.....	11-9
Decided In Last At-Bat.....	1-4
Walk-off Wins & Losses.....	1-2
1-Run Games.....	3-4
Extra Innings.....	1-0
Come-From-Behind Wins.....	2
Losses After Leading.....	6
Shutouts	5-2
vs. NL Central.....	5-5
vs. NL East.....	0-0
vs. NL West.....	4-6
vs. National League.....	9-11
vs. AL Central.....	6-3
vs. AL East	0-3
vs. AL West.....	2-1
vs. American League.....	8-7
March/April	16-15
May	1-3
June.....	0-0
July	0-0
August	0-0
September	0-0

ALL-TIME RECORD (1969-2025)
WON - 4325 LOST - 4548 TIED - 4

ALL-TIME IN THE NL (1998-2025)
WON - 2125 LOST - 2181 TIED - 1

UPCOMING SCHEDULE				
DATE	OPPONENT	PROBABLE PITCHERS	TV	TIME (CT)
Monday, May 5	vs. Houston	RHP Tobias Myers (0-0, 5.14) vs. RHP Ronel Blanco (2-2, 5.08)	FanDuel	6:40
Tuesday, May 6	vs. Houston	RHP Chad Patrick (1-3, 2.87) vs. RHP Hayden Wesneski (1-2, 3.86)	FanDuel	6:40
Wednesday, May 7	vs. Houston	RHP Quinn Priester (1-0, 5.79) vs. LHP Framber Valdez (1-4, 4.39)	FanDuel	12:10
Thursday, May 8	OFF DAY			

Games broadcast on 620 WTMJ and the statewide Brewers Radio Network

TONIGHT'S STARTER: #36 - RHP TOBIAS MYERS (3g, 2gs, 0-0, 5.14)
2025 Arsenal: 4-Seam Fastball (45.8%) - Slider (31.0%) - Cutter (19.0%) - Changeup (4.2%)

MYERS AT A GLANCE: Tobias Myers, 26, will be making his fourth appearance and third start.....Myers last pitched last Friday vs. Chicago-NL in relief (1ip, 1k, 11 pitches).....he last started last Wednesday at Chicago-AL and received no decision in the Brewers' 6-4 win (2ip, 2h, 2r, 2er, 3bb, 3k, 1hbp, 49 pitches).....he made his season debut on 4/24 at San Francisco and received no decision in the Brewers' 6-5 loss (4ip, 4h, 2r, 2er, 4bb, 2k, 1hr, 1bk, 82 pitches).....Myers began the season on the 15-day injured list with a left oblique strain.....he made 3 starts at Triple-A Nashville from 4/8-4/18 while on rehab assignment.....he signed with Milwaukee as a free agent on 11/10/22.

LAST SEASON: Myers made his Major League debut and went 9-6 with a 3.00 ERA in 27 games/25 starts.....he had four stints with the team (4/17, 4/22-5/9, 5/21-5/31 and 6/5-end of season).....he was named Brewers Most Valuable Pitcher as voted on by members of the Milwaukee Chapter of the BBWAA.....the team went 13-12 in his starts.....he made 7 quality starts.....opponents batted .242 (126-for-520, 18hr).....Myers started Game 3 of the NL Wild Card Series against the Mets and tossed 5.0 scoreless innings, allowing just 2 hits (0bb, 5k, 1hbp, 1wp).

A LONG ROAD TO MILWAUKEE: Myers pitched for five organizations prior to joining the Brewers after the 2022 season: Baltimore (2016-17), Tampa Bay (2017-21), Cleveland (2022), San Francisco (2022) and Chicago-AL (2022).....he did not play in the 2020 season due to the COVID-19 pandemic.....while pitching for three organizations in 2022, he went 1-15 with a 7.82 ERA in 23 games/22 starts in the Minor Leagues.....Myers was selected by Baltimore in the sixth round of the 2016 First-Year Player Draft out of Winter Haven (FL) High School.....he committed to the University of South Florida prior to being drafted.

CAREER AT AMERICAN FAMILY FIELD: Is 4-1 with a 2.82 ERA in 14 games/12 starts (70.1ip, 22er).....is 0-0 with a 0.00 ERA in 1 relief appearance this season (1ip, 0er).

CAREER ON THE ROAD: Is 5-5 with a 3.38 ERA in 16 games/15 starts (74.2ip, 28er).....is 0-0 with a 6.00 ERA in 2 starts this season (6ip, 4er).

CAREER vs. ASTROS: Myers has not faced the Houston, Texas Astros.

MYERS' 2025 APPEARANCES [* relief]												
DATE	OPP	DEC	IP	H	R	ER	BB	SO	HR	PC	RESULT	REC
4/24	at SF	-	4.0	4	2	2	4	2	1	82	L, 5-6	-
4/30	at CWS	-	2.0	2	2	2	3	3	0	49	W, 6-4	-
April	2gs	0-0, 6.00	6.0	6	4	4	7	5	1	-	-	-
5/2	vs. CHC*	-	1.0	0	0	0	0	1	0	11	L, 0-10	-
May	1g	0-0, 0.00	1.0	0	0	0	0	1	0	-	-	-
Totals	3g, 2gs	0-0, 5.14	7.0	6	4	4	7	6	1	-	-	-

MYERS' 2025 REHAB STARTS AT TRIPLE-A NASHVILLE												
DATE	OPP	DEC	IP	H	R	ER	BB	SO	HR	PC	RESULT	REC
4/8	vs. MEM	-	3.1	2	0	0	2	2	0	45	W, 8-0	-
4/13	vs. MEM	L	5.0	6	3	3	1	1	1	60	L, 1-5	0-1
4/18	at CHAR	-	5.0	2	0	0	1	5	0	76	L, 1-2	-
Totals	3gs	0-1, 2.03	13.1	10	3	3	4	8	1	-	-	-

MYERS' CAREER HIGHS	
CG.....	None
Innings.....	8.0, 6/7/24 at DET & 7/10/24 vs. PIT
Walks.....	4, 4x, last: 4/24/25 at SF
Hits.....	9, 9/14/24 at ARI
Runs.....	5, 5/31/24 vs. CWS
Strikeouts.....	11, 9/7/24 vs. COL
10+ K Games.....	1, 9/7/24 vs. COL (11k)
Winning Streak.....	5 games, 5/21-6/23, 2024
Losing Streak.....	2 games, 4/23-5/4, 2024 & 7/22-8/4, 2024

ASTROS vs. MYERS	
Rodgers.....	.000 (0-for-5, 1k)
Walker.....	.000 (0-for-4, 2k)

BREWERS HIGHS & LOWS & MISCELLANEOUS

CLUB MISCELLANEOUS:

Longest Winning Streak	4, 4/1-4/4
Longest Winning Streak - Home	4, 4/1-4/4
Longest Winning Streak - Road	3, 4/27-4/30
Longest Losing Streak	4, 3/27-3/31 & 4/23-4/26
Longest Losing Streak - Home	2, 5/2-5/3
Longest Losing Streak - Road	4, 4/23-4/26
Longest Game - Innings	11, 4/2 vs. KC
Longest Game - Innings Home	11, 4/2 vs. KC
Longest Game - Innings Road	9, many times
Longest Game - Time	3:10, 4/2 vs. KC
Longest Game - Time Home	3:10, 4/2 vs. KC
Longest Game - Time Road	3:08, 3/27 at NYY
Shortest Game - Time	1:59, 4/19 vs. ATH
Shortest Game - Time Home	1:59, 4/19 vs. ATH
Shortest Game - Time Road	2:18, 5/1 at CWS
Most Errors - Game	2, 4/14 vs. DET & 4/23 at SF
Most Double Plays Turned - Game	3, 4/12 at ARI & 4/22 at SF
Largest Winning Margin	15, 4/9 at COL (17-2)
Largest Winning Margin - Home	13, 4/20 vs. ATH (14-1)
Largest Winning Margin - Road	15, 4/9 at COL (17-2)
Largest Losing Margin	11, 3/29 at NYY (20-9)
Largest Losing Margin - Home	10, 3/31 vs. KC (11-1) & 5/2 vs. CHC (10-0)
Largest Losing Margin - Road	11, 3/29 at NYY (20-9)
Most Games Over .500	2, 5x, last: 13-11 on 4/22
Most Games Under .500	4, 0-4 on 3/31
Biggest Comeback to Win	1, 4/2 vs. KC (trailed 2-1, won 3-2) & 4/29 at CWS (trailed 2-1, won 7-2)
Biggest Blown Lead in Loss	4, 4/12 at ARI (led 4-0, lost 5-4)
Highest Attendance - Home	41,922, 3/31 vs. KC
Highest Attendance - Road	46,683, 3/29 at NYY

CLUB BATTING:

Most At-Bats - Game.....	44, 3/29 at NYY
Most Hits - Game.....	17, 4/20 vs. ATH
Fewest Hits - Game.....	2, 5/1 at CWS
Most Runs - Game.....	17, 4/9 at COL
Most Runs - Inning.....	8, 4/22 at SF (8th inning)
Fewest Runs - Game.....	0, 5/1 at CWS 6 5/2 vs. CHC
Most Doubles - Game.....	3, 4x, last: 4/30 at CWS
Most Triples - Game.....	1, 4x, last: 4/16 vs. DET
Most HR - Game.....	3, 3x, last: 4/16 vs. DET
Most LOB - Game.....	14, 4/2 vs. KC
Most GDP - Game.....	2, 4/8 at COL
Most Strikeouts - Game.....	17, 4/2 vs. KC
Most Walks - Game.....	10, 4/29 at CWS
Most Stolen Bases - Game.....	9, 4/20 vs. ATH [franchise record]
Back-to-Back Homers [1].....	4/8 at COL [Yelich & Contreras]
Batting Around [7].....	last: 4/29 at CWS [6th inning]

CLUB PITCHING:

Most Runs Allowed - Game	20, 3/29 at NYY
Most Runs Allowed - Inning.....	7, 5/2 vs. CHC (2nd inning)
Fewest Runs Allowed - Game	0, 5x, last: 5/4 vs. CHC
Most Hits Allowed - Game	16, 3/29 at NYY
Fewest Hits Allowed - Game	1, 4/15 vs. DET
Most HR Allowed - Game	9, 3/29 at NYY (tied NL record)
Most Walks Allowed - Game	8, 3/29 at NYY & 4/12 at ARI
Most Strikeouts - Game	14, 3x, last: 4/20 vs. ATH
Quality Starts (8)	Peralta (3), Quintana (2), Cortes (1), Patrick (1), Henderson (1)
Opponent Batting Around (8)	last: 5/2 vs. CHC (2nd inning)

INDIVIDUAL BATTING:

Most At-Bats - Game	6, Chourio, 3/29 at NYY & Turang, 4/2 vs. KC
Most Runs - Game	3, 7x, last: Turang & Yelich, 4/20 vs. ATH
Most Hits - Game	4, 3x, last: Chourio, 4/26 at STL
Most Doubles - Game	1, many times
Most Triples - Game	1, 4x, last: Mitchell, 4/16 vs. DET
Most HR - Game	2, Chourio, 4/6 vs. CIN
Most Total Bases - Game	8, Chourio, 4/6 vs. CIN & 4/26 at STL
Most RBI - Game	5, Chourio, 4/6 vs. CIN & 4/9 at COL
Most Walks - Game	3, Ortiz, 4/9 at COL
Most Strikeouts - Game	5, Chourio, 3/27 at NYY
Most Stolen Bases - Game	3, Turang, 4/20 vs. ATH
Longest Hitting Streak	14, Chourio, 3/29-4/12
Grand Slams (1)	Yelich, 4/22 at SF
Pinch-Hit Homers	
Leadoff Homers	
Walk-off Homers	
Inside-the-Park Homers	

INDIVIDUAL PITCHING:

Most Innings Pitched - Start	8.0, Peralta, 4/2 vs. KC
Most Innings Pitched - Relief	5.0, Rodríguez, 4/14 vs. DET
Most Strikeouts - Game	9, Henderson, 4/20 vs. ATH
Most Walks - Game	5, Cortes, 3/29 at NYY
Most HR Allowed - Game	5, Cortes, 3/29 at NYY
Longest Winning Streak	4, Quintana, 4/11-4/27
Longest Losing Streak	3, Patrick, 4/19-current & Alexander, 4/14-current

RUNS BY INNING:

Inning	1	2	3	4	5	6	7	8	9	10	11	12+	Total
Opponent	21	23	14	18	13	16	27	15	11	1	-	-	159
Brewers	15	13	25	24	18	23	17	8	20	1	1	-	165

MARGIN OF VICTORY:

Margin	1	2	3	4	5	6	7	8	9	10+	Total
Opponent	4	3	2	2	1	-	-	2	1	3	18
Brewers	3	2	-	2	3	3	1	1	-	2	17

BREWERS ON THE MOUND

TOMORROW'S STARTER: RHP CHAD PATRICK [7g, 6gs, 1-3, 2.87]
RHP Chad Patrick will be making his eighth appearance and seventh start of the season tomorrow.....Patrick last pitched last Thursday in a start at Chicago-AL and took an 8-0 loss [5.2ip, 6h, 3r, 3er, 0bb, 4k, 102 pitches].....the team is 2-4 in his starts.....he has 1 quality start.....opponents are batting .250 [29-for-116, 3hr].

#33 LHP TYLER ALEXANDER (10g, 4gs, 1-3, 5.18, 1sv)			opp avg: .245 [23-for-94, 1hr]	
1st batter retired/faced: 4-6		saves/opp: 1-2	IR/S: 1-1	WHIP: 1.40
last 4 apps (IP/PC): 5/2 vs. CHC [0.2/19]		4/30 at CWS [2.2/29]	4/25 at STL [1.0/14]	4/24 at SF [0.1/22]
👤 Last pitched on Friday in a start vs. Chicago-NL and took the loss [0.2ip, 3h, 2r, 2er, 1k]				
👤 His other starts this season came on 4/4 vs. Cincinnati (W), 4/9 at Colorado (ND) and 4/14 vs. Detroit (L)				
👤 This season is 1-2 with a 5.14 ERA as a starter (14ip, 8er) and 0-1 with a 5.23 ERA as a reliever (10.1ip, 6er)				
👤 Signed with Milwaukee as a free agent on Feb. 12.....is signed through the 2025 season				
👤 Last season went 6-5 with a 5.10 ERA in 23 games/9 starts with Tampa Bay during four stints with the team				

#56 RHP GRANT ANDERSON (15g, 1-1, 2.84, 0sv)opp avg: .222 (16-for-72, 1hr)

1st batter retired/faced: 11-15saves/opp: 0-1IR/S: 7-4WHIP: 1.32

last 4 apps (IP/PC): 5/3 vs. CHC (1.0/23)5/2 vs. CHC (1.0/8)4/30 at CWS (0.1/12)4/27 at STL (1.1/19)

Last pitched on Saturday vs. Chicago-NL and tossed a scoreless eighth inning (1bb, 2k)

Is unscored upon in his last 5 appearances (4.2ip, 3h, 3bb, 5k)

Was recalled on March 31 from Triple-A Nashville

Was acquired from Texas on Jan. 2 in exchange for LHP Mason Molina

Last season went 0-1 with an 8.10 ERA and 1 save in 23 relief appearances with Texas during six stints

Also made 26 relief appearances at Triple-A Round Rock last season, going 3-0 with a 2.93 ERA and 1 save

#47 LHP JARED KOENIG [16g, 2-0, 2.40, 0sv]	opp avg: .160 (8-for-50, 0hr)		
1st batter retired/faced: 12-16	saves/opp: 0-0	IR/S: 5-2	WHIP: 0.87
last 4 apps [IP/PC]: 5/4 vs. CHC [1.0/15]	4/30 at CWS [1.0/14]	4/27 at STL [1.0/11]	4/24 at SF [1.0/14]
<div>👉 Last pitched yesterday vs. Chicago-NL and tossed a perfect seventh inning [1k]</div>			
<div>👉 Made his first career Opening Day roster</div>			
<div>👉 Last season went 9-4 with a 2.47 ERA and 1 save in 55 games/6 starts with Milwaukee during four stints</div>			
<div>👉 Held opponents to a .229 batting average last season as he recorded 63 strikeouts in 62.0 innings</div>			
<div>👉 Went unscored upon as a starter last season, all coming as an opener [6gs, 6ip, 4h, 1bb, 8k]</div>			

#25 RHP NICK MEARS [12g, 0-0, 0.73, 0sv]			opp avg: .125 [5-for-40, 0hr]				
1st batter retired/faced: 10-12		saves/opp: 0-1		IR/S: 12-5		WHIP: 0.57	
last 4 apps [IP/PC]: 5/3 vs. CHC [1.0/8]		4/30 at CWS [1.0/3]		4/27 at STL [1.2/28]		4/24 at SF [1.0/11]	
📅 Last pitched on Saturday vs. Chicago-NL and tossed a scoreless seventh inning [1h]							
📅 Ranks among NL relievers in ERA (3rd, 0.73), WHIP (3rd, 0.57) and AVG (8th, .125)							
📅 Began the season on the 15-day injured list recovering from an illness experienced during Spring Training							
📅 In 2024 went 1-5 with a 5.93 ERA in a career-high 54 relief outings with Colorado (41g) and Milwaukee (13g)							
📅 Was acquired by Milwaukee from Colorado last July 27 for RHP Bradley Blalock and RHP Yujanyer Herrera							

#29 RHP TREVOR MEGILL [12g, 0-2, 3.86, 3sv]			opp avg: .242 [8-for-33, 1hr]	
1st batter retired/faced: 10-12		saves/opp: 3-4	IR/S: 5-3	WHIP: 1.50
last 4 apps [IP/PC]: 5/4 vs. CHC [1.0/22]		4/30 at CWS [1.0/15]	4/26 at STL [0.1/5]	4/24 at SF [0.2/12]
<div>🇨🇦 Last pitched yesterday vs. Chicago-NL and tossed a scoreless ninth inning to close the 4-0 win [1h, 1bb, 2k]</div>				
<div>🇨🇦 Last season went 1-3 with a 2.72 ERA and a career-high 21 saves in 48 relief appearances with Milwaukee</div>				
<div>🇨🇦 Held opponents to a .200 batting average last season with 50 strikeouts in 46.1 innings</div>				
<div>🇨🇦 Went 21-for-24 in save opportunities last season (87.5%).....ranked ninth in the National League in saves</div>				

#31 RHP JOEL PAYAMPS (15g, 0-1, 10.22, 1sv)			opp avg: .320 (16-for-50, 3hr)		
1st batter retired/faced: 10-15		saves/opp: 1-1		IR/S: 6-2	
WHIP: 1.62					
last 4 apps (IP/PC): 5/2 vs. CHC (1.0/15)		5/1 at CWS (0.1/4)		4/29 at CWS (1.0/12)	
4/26 at STL (2.0/28)					
🥈 Last pitched on Friday vs. Chicago-NL (1ip, 1h, 1r, 1er, 1k, 1hr).....allowed a solo homer to Pete Crow-Armstrong					
🥈 Last season went 3-7 with a 3.05 ERA and a career-high 6 saves in 68 relief appearances with Milwaukee					
🥈 Posted career bests last season in opponent AVG (.184) and WHIP (0.97).....recorded 21 holds (T10th in NL)					

#35 RHP ELVIN RODRÍGUEZ

[5g, 2gs, 0-2, 7.04, 0sv]

opp avg: .290 [18-for-62, 6hr]

1st batter retired/faced: 1-3

saves/opp: 0-0

IR/S: 1-1

WHIP: 1.37

last 4 apps [IP/PC]: 5/3 vs. CHC [1.0/20]

4/30 at GWN [3.0/39]

4/26 vs. DUR [2.1/34]

4/20 at CHAR [4.0/65]

📅

Last pitched on Saturday vs. Chicago-NL and tossed a scoreless ninth inning [1bb, 2k]

📅

Is in his second stint with the team this season [Opening Day-4/14 and 5/3-current]

📅

This season is 0-2 with an 11.00 ERA as a starter [9ip, 11er] and 0-0 with a 1.42 ERA as a reliever [6.1ip, 1er]

📅

Made starts on 3/31 vs. Kansas City and 4/5 vs. Cincinnati

📅






Signed with Milwaukee as a free agent on Jan. 17.....is signed through 2025 with a club option for 2026

📅

Pitched last season with the Tokyo Yakult Swallows in the Central League of Nippon Professional Baseball and went 1-1 with a 1.80 ERA and 1 save in 32 games/1 start

📅

Prior to this season pitched in the majors with Detroit [7g/5gs in 2022] and Tampa Bay [1g in 2023] before leaving to pitch in Japan in July 2023

#45 RHP ABNER URIBE [16g, 1-0, 1.72, 0sv]			opp avg: .228 [13-for-57, 1hr]				
1st batter retired/faced: 12-16		saves/opp: 0-0		IR/S: 4-1		WHIP: 1.21	
last 4 apps [IP/PC]: 5/4 vs. CHC [1.0/13]		5/3 vs. CHC [1.0/10]		4/30 at CWS [1.0/18]		4/29 at CWS [1.0/13]	
 Last pitched yesterday vs. Chicago-NL and tossed a perfect eighth inning [1k]							
 Is unscored upon in his last 5 appearances [5ip, 5h, 1bb, 8k]							
 Served a 4-game suspension [originally 6 games] to begin the season for an incident last 4/30 vs. Tampa Bay							
 Last season went 2-2 with a 6.91 ERA and 3 saves in 14 relief appearances with Milwaukee							
 Underwent right knee surgery last July 18, performed by Dr. Neal ElAttrache, and missed the rest of the season							

BREWERS vs. OPPONENTS
vs. Chicago-NL: 1-2, 5.33 [27ip, 16er]
vs. Cincinnati: 3-1, 3.25 [36ip, 13er]
vs. Pittsburgh: 0-0, 0.00 [0ip, 0er]
vs. St. Louis: 1-2, 3.55 [25.1ip, 10er]
vs. Atlanta: 0-0, 0.00 [0ip, 0er]
vs. Miami: 0-0, 0.00 [0ip, 0er]
vs. New York-NL: 0-0, 0.00 [0ip, 0er]
vs. Philadelphia: 0-0, 0.00 [0ip, 0er]
vs. Washington: 0-0, 0.00 [0ip, 0er]
vs. Arizona: 1-2, 2.81 [25.2ip, 8er]
vs. Colorado: 2-1, 3.46 [26ip, 10er]
vs. Los Angeles-NL: 0-0, 0.00 [0ip, 0er]
vs. San Diego: 0-0, 0.00 [0ip, 0er]
vs. San Francisco: 1-3, 4.64 [33ip, 17er]
vs. Chicago-AL: 2-1, 4.85 [26ip, 14er]
vs. Cleveland: 0-0, 0.00 [0ip, 0er]
vs. Detroit: 2-1, 2.00 [27ip, 6er]
vs. Kansas City: 2-1, 3.72 [29ip, 12er]
vs. Minnesota: 0-0, 0.00 [0ip, 0er]
vs. Baltimore: 0-0, 0.00 [0ip, 0er]
vs. Boston: 0-0, 0.00 [0ip, 0er]
vs. New York-AL: 0-3, 12.75 [24ip, 34er]
vs. Tampa Bay: 0-0, 0.00 [0ip, 0er]
vs. Toronto: 0-0, 0.00 [0ip, 0er]
vs. Athletics: 2-1, 2.33 [27ip, 7er]
vs. Houston: 0-0, 0.00 [0ip, 0er]
vs. Los Angeles-AL: 0-0, 0.00 [0ip, 0er]
vs. Seattle: 0-0, 0.00 [0ip, 0er]
vs. Texas: 0-0, 0.00 [0ip, 0er]

STARTERS & RELIEVERS		
Starters	Category	Relievers
13-12.....	W/L	4-6
3.88.....	ERA	4.87
35.....	GAMES	35
8.....	QUALITY STARTS	-
0.....	CG	-
0.....	SHO	-
-.....	SV/OPP	5-9
169.1.....	INNINGS	136.2
153.....	HITS	123
77.....	RUNS	82
73.....	EARNED RUNS	74
72.....	WALKS	63
148.....	STRIKEOUTS	133
28.....	HOME RUNS	15
635.....	AT-BATS	511
.241.....	OPP AVG.241

BEHIND THE PLATE						
Catcher	Innings	ER	ERA	E	PB	W-L
Contreras	245.0	120	4.41	1	2	14-15
Haase	61.0	27	3.98	1	-	3-3
Catcher	Stolen Bases			CS	PCT.	
Contreras	14			10	41.7%	
Haase	2			2	50.0%	
Pitchers	-			1	-	

BREWERS AT THE PLATE

#9 1B/OF JAKE BAUERS [21g, .225, 2hr, 8rbi, 1sb, .340obp, .425slg] **last HR:** 4/22 at SF
this homestand: .000 (0-for-0, Ohr, Orbi)

🧢 Has appeared in 21 games, including 9 starts (6g at 1B, 2g in LF, 1g in RF)

🧢 Has 4 appearances as a pitcher this season without allowing a run (4ip, 4h, 1bb, 0k, 2hbp).....came out of the bullpen in losses on 3/29 at New York-AL, 3/30 at New York-AL, 5/1 at Chicago-AL and 5/2 vs. Chicago-NL

🧢 Has 8 career appearances as a pitcher, all with the Brewers, posting a 2.25 ERA (8ip, 9h, 2r, 2er, 5bb, 1k, Ohr)

#20 OF DAZ CAMERON [5g, .167, Ohr, 1rbi, 1sb, .286obp, .167slg] **last HR:** 7/30/24 at SF
this homestand: .333 (1-for-3, Ohr, 1rbi)

🧢 Has appeared in 5 games, all coming off the bench

🧢 Was selected on April 26 from Triple-A Nashville (11g, .370, 6hr, 18rbi, 3sb)

🧢 Was acquired from Baltimore with cash in exchange for LHP Grant Wolfram on April 7

🧢 Is the son of former Brewers outfielder Mike Cameron (2008-09).....the two are the third father-son duo in franchise history, joining Tito (1970) and Terry Francona (1989-90) and Dave (1970-78) and Derrick May (1995)

#18 INF VINNY CAPRA [22g, .065, 1hr, 4rbi, Osb, .120obp, .130slg] **last HR:** 3/27 at NYY (1st career)
this homestand: .000 (0-for-2, Ohr, Orbi)

🧢 Has appeared in 22 games, including 10 starts (9g at 3B, 1g at SS).....last started on 4/24 at San Francisco (3B)

🧢 Has 1 hit in his last 42 at-bats and is hitless in his last 33 at-bats

🧢 Hit his first career home run with a solo shot off Carlos Rodón on Opening Day at New York-AL.....was the first in franchise history to hit his first career homer on Opening Day.....made his first career Opening Day roster

🧢 Batted .292 (14-for-48) with 6 HR (tied for team lead), 14 RBI (led team) and 2 SB in 19 games in Spring Training

#11 OF JACKSON CHOURIO [34g, .255, 6hr, 24rbi, 2sb, .268obp, .470slg] **last HR:** 4/26 at STL
this homestand: .167 (2-for-12, Ohr, Orbi)

🧢 Has appeared in 34 games, all starts (19g in LF, 7g in CF, 7g in RF, 1g at DH).....has 2 hits in his last 21 at-bats

🧢 His last 7 starts came in center field, his first career starts at that position

🧢 Has yet to commit an error in his Major League career (179 games/370 total chances)

🧢 Ranks among NL leaders in doubles (2nd, 12), extra-base hits (T4th, 19) and total bases (T9th, 70)

🧢 From 3/29-4/12 recorded a career-high 14-game hitting streak, batting .339 (21-for-62) with 5 HR and 17 RBI

🧢 Last season hit .275 with 21 HR, 79 RBI and 22 SB in 148 games to finish third in NL Rookie of the Year voting

🧢 Became the first rookie in franchise history to produce a 20 HR/20 SB season

🧢 Became the youngest player in MLB history (20.185) to have a 20 HR/20 SB season (20th HR on 9/12 at SF)

#6 INF/OF ISAAC COLLINS [22g, .255, 1hr, 2rbi, 2sb, .327obp, .404slg] **last HR:** 4/29 at CWS (1st career)
this homestand: .222 (2-for-9, Ohr, Orbi)

🧢 Has appeared in 22 games with 12 starts (9g in LF, 2g at DH, 1g at 2B).....made first career Opening Day roster

🧢 Has hits in 7 of his last 8 games, batting .333 (7-for-21) with 1 HR and 2 RBI (.440 OBP/.524 SLG/.964 OPS)

🧢 Hit his first career home run (and notched first RBI) with a solo shot off Tyler Gilbert last Tuesday at Chicago-AL

#24 C WILLIAM CONTRERAS [33g, .248, 3hr, 18rbi, 4sb, .364obp, .342slg] **last HR:** 4/13 at ARI
this homestand: .222 (2-for-9, Ohr, Orbi)

🧢 Has appeared in 33 games, all starts (29g at C, 4g at DH)

🧢 From 4/5-4/18 had a season-high 11-game hitting streak, batting .341 (14-for-41) with 3 HR and 12 RBI

🧢 Was named National League Player of the Week for 4/7-4/13 (.391, 3hr, 10rbi, .423obp, .870slg, 1.293ops)

🧢 Last season batted .281 with 23 HR and 92 RBI in 155 games with Milwaukee.....was named Brewers MVP for the second consecutive season as voted on by members of the Milwaukee Chapter of the BBWAA

🧢 Finished fifth in 2024 NL MVP voting, was named to the All-MLB First Team, and won his second consecutive Silver Slugger Award.....was also an All-Star for the second time (started at catcher)

#21 INF CALEB DURBIN [16g, .240, 1hr, 10rbi, 1sb, .316obp, .360slg] **last HR:** 4/21 at SF (1st career)
this homestand: .222 (2-for-9, Ohr, 2rbi)

🧢 Has appeared in 16 games, including 15 starts at third base.....made his Major League debut on 4/18 vs. Athletics

🧢 Was recalled on April 18 from Triple-A Nashville (13g, .278, 2hr, 3rbi, 3sb)

🧢 Was acquired from the Yankees with LHP Nestor Cortes and cash for RHP Devin Williams on Dec. 13

🧢 Following last season played for the Salt River Rafters in the Arizona Fall League, where he was named Breakout Prospect of the Year as he set an AFL record with 29 stolen bases

#10 OF SAL FRELICK [35g, .297, 1hr, 9rbi, 7sb, .381obp, .398slg] **last HR:** 4/16 vs. DET
this homestand: .167 (1-for-6, Ohr, Orbi)

🧢 Has appeared in all 35 games this season, including 34 starts (27g in RF, 7g in CF)

🧢 Left yesterday's game vs. Chicago-NL in the fourth inning with left knee discomfort

🧢 His home run on 4/16 vs. Detroit ended a streak of 397 consecutive at-bats without a homer (regular season)

🧢 Won his first career Gold Glove Award last season (right field)

#13 C ERIC HAASE [12g, .286, 1hr, 3rbi, Osb, .348obp, .476slg] **last HR:** 4/1 vs. KC
this homestand: .000 (0-for-1, Ohr, Orbi)

🧢 Has appeared in 12 games, including 6 starts at catcher

#12 1B RHYS HOSKINS [32g, .258, 4hr, 14rbi, 1sb, .381obp, .402slg] **last HR:** 5/3 vs. CHC
this homestand: .100 (1-for-10, 1hr, 1rbi)

🧢 Has appeared in 32 games, including 30 starts (29g at 1B, 1g at OH).....needs 41 runs for 500 and 22 HR for 200

🧢 Is batting .321 (17-for-53) with 4 HR and 10 RBI in his last 17 games (.438 OBP/.566 SLG/1.004 OPS)

#3 INF JOEY ORTIZ [34g, .181, Ohr, 5rbi, 4sb, .246obp, .207slg] **last HR:** 9/20/24 vs. ARI
this homestand: .000 (0-for-9, Ohr, Orbi)

🧢 Has appeared in 34 games, all starts at shortstop.....is hitless in his last 11 at-bats

#2 INF BRICE TURANG [34g, .315, 3hr, 16rbi, 8sb, .372obp, .400slg] **last HR:** 4/8 at COL
this homestand: .375 (3-for-8, Ohr, 1rbi)

🧢 Has appeared in 34 games, all starts at second base

🧢 Ranks among NL leaders in runs (T3rd, 28), hits (T4th, 41), batting average (5th, .315) and SB (T9th, 8)

🧢 Had a career-high 12-game hitting streak to begin the season (16-for-49, .327, 3hr, 8rbi).....marked the second-longest hitting streak to begin a season in franchise history behind only Dickie Thon (13g in 1993)

🧢 Last season became the first second baseman in franchise history to win a Gold Glove Award and the first player in franchise history to win a Platinum Glove Award.....led the majors with 22 defensive runs saved in 2024

#22 OF CHRISTIAN YELICH [33g, .207, 5hr, 23rbi, 6sb, .312obp, .355slg] **last HR:** 4/22 at SF
this homestand: .083 (1-for-12, Ohr, Orbi)

🧢 Has appeared in 33 games, including 32 starts (27g at OH, 5g in LF).....has 1 hit in his last 22 at-bats

🧢 Is playing in his 1,500th career game tonight.....needs 40 runs for 1,000

🧢 Was an All-Star for the third time last season and starter (RF) for the second time

🧢 Had two stints on the injured list last season with low back issues.....missed 81 games while on the injured list, including the last 61 games of the season.....underwent surgery last Aug. 16, performed by Dr. Brandon Rebholz

BREWERS vs. BLANCO
Haase..... .000 (0-for-1, 1k)

HOME RUN TOTALS					
Player	Solo	2-Run	3-Run	GS	Total
Bauers	-	2	-	-	2
Capra	1	-	-	-	1
Chourio	3	1	2	-	6
Collins	1	-	-	-	1
Contreras	1	2	-	-	3
Durbin	-	1	-	-	1
Frelick	1	-	-	-	1
Haase	1	-	-	-	1
Hoskins	3	1	-	-	4
Turang	1	2	-	-	3
Yelich	3	1	-	1	5
Totals	15	10	2	1	28

LINEUP CARD (17-18) - 27 DIFFERENT LINEUPS	
1.	Turang (10-13), Chourio (8-5), Collins (1-0)
2.	Chourio (11-12), Yelich (3-3), Collins (2-1), Turang (1-1), Frelick (0-1)
3.	Yelich (10-12), Contreras (6-5), Collins (1-0), Frelick (0-1)
4.	Contreras (10-12), Hoskins (3-5), Yelich (3-1), Mitchell (1-0)
5.	Frelick (13-13), Hoskins (4-2), Bauers (0-2), Mitchell (0-1)
6.	Hoskins (7-9), Frelick (4-2), Bauers (3-2), Ortiz (1-4), Capra (2-1)
7.	Mitchell (3-11), Collins (4-2), Ortiz (3-2), Durbin (2-1), Dunn (2-1), Capra (2-0), Bauers (1-1)
8.	Ortiz (8-11), Mitchell (4-1), Capra (1-4), Dunn (2-1), Haase (1-0), Collins (0-1), Turang (1-0)
9.	Durbin (5-7), Turang (4-4), Dunn (2-3), Haase (2-3), Ortiz (4-1)

STARTS BY POSITION	
P	Peralta (5-3), Patrick (2-4), Quintana (4-1), Priester (1-3), Alexander (2-2), Cortes (1-1), Myers (1-1), Rodríguez (0-2), Civale (0-1), Henderson (1-0)
C	Contreras (14-15), Haase (3-3)
1B	Hoskins (14-15), Bauers (3-3)
2B	Turang (16-18), Collins (1-0)
3B	Durbin (7-8), Dunn (6-5), Capra (4-5)
SS	Ortiz (16-18), Capra (1-0)
LF	Chourio (8-11), Collins (6-3), Yelich (2-3), Bauers (1-1)
CF	Mitchell (8-13), Chourio (4-3), Frelick (5-2)
RF	Frelick (12-15), Chourio (5-2), Bauers (0-1)
DH	Yelich (14-13), Contreras (2-2), Collins (1-1), Chourio (0-1), Hoskins (0-1)

MILESTONES		
Player	Needs	For
Capra.....	1 SB	1
Contreras.....	16 hits	500
Hoskins.....	40 runs.....	500
	22 HR	200
Turang	16 SB	100
Yelich	1 game	1,500
	40 runs.....	1,000

2025 Brewers Day-by-Day												
G	Date	Opp	W/L	Score	Winning Pitcher	Losing Pitcher	Save	Record	Position	GA/GB	Attendance	Total
1	3/27	at NYY	L	2-4	Rodón, 1-0	Peralta, 0-1	Williams, 1	0-1	T3	-1.0	46,208 (sellout)	46,208
	3/28	OFF DAY						0-1	T4	-1.0		
2	3/29	at NYY	L	9-20	Gómez, 1-0	Cortes, 0-1		0-2	5	-2.0	46,683 (sellout)	92,891
3	3/30	at NYY	L	3-12	Hill, 1-0	Civale, 0-1		0-3	5	-3.0	41,803	134,694
4	3/31	vs. KC	L	1-11	Bubic, 1-0	Rodríguez, 0-1		0-4	5	-3.0	41,922 (sellout)	41,922
5	4/1	vs. KC	W	5-0	Uribe, 1-0	Lorenzen, 0-1		1-4	4	-2.0	18,008	59,930
6	4/2	vs. KC	W	3-2 (11)	Koenig, 1-0	Long, 0-2		2-4	T3	-2.0	19,112	79,042
7	4/3	vs. CIN	W	1-0	Cortes, 1-1	Lodolo, 1-1	Payamps, 1	3-4	3	-1.5	20,113	99,155
8	4/4	vs. CIN	W	3-2	Alexander, 1-0	Martinez, 0-2	Megill, 1	4-4	3	-1.0	23,004	122,159
9	4/5	vs. CIN	L	7-11	Singer, 2-0	Rodríguez, 0-2		4-5	3	-2.0	32,772	154,931
10	4/6	vs. CIN	W	8-2	Patrick, 1-0	Spiers, 0-2		5-5	2	-1.0	25,778	180,709
	4/7	OFF DAY						5-5	2	-1.5		
11	4/8	at COL	W	7-1	Peralta, 1-1	Freeland, 0-2		6-5	2	-1.5	18,657	153,351
12	4/9	at COL	W	17-2	Anderson, 1-0	Senzatela, 0-2		7-5	2	-0.5	18,867	172,218
13	4/10	at COL	L	2-7	Alexander, 1-1	Payamps, 0-1		7-6	2	-1.0	18,593	190,811
14	4/11	at ARI	W	7-0	Quintana, 1-0	Rodriguez, 0-2		8-6	1	+Pct.	32,026	222,837
15	4/12	at ARI	L	4-5	Nelson, 1-0	Megill, 0-1		8-7	2	-1.0	34,853	257,690
16	4/13	at ARI	L	2-5	Beeks, 1-0	Hudson, 0-1	Puk, 3	8-8	T3	-2.0	30,057	287,747
17	4/14	vs. DET	L	1-9	Skubal, 2-2	Alexander, 1-1		8-9	4	-2.0	20,892	201,601
18	4/15	vs. DET	W	5-0	Priester, 1-0	Flaherty, 1-1		9-9	3	-2.0	18,396	219,997
19	4/16	vs. DET	W	5-1	Quintana, 2-0	Montero, 0-1		10-9	2	-1.0	22,360	242,357
	4/17	OFF DAY						10-9	2	-1.0		
20	4/18	vs. ATH	W	5-3	Peralta, 2-1	Ginn, 1-1	Megill, 2	11-9	2	-1.0	25,008	267,365
21	4/19	vs. ATH	L	1-3	Severino, 1-3	Patrick, 1-1	Miller, 6	11-10	2	-2.0	30,659	298,024
22	4/20	vs. ATH	W	14-1	Henderson, 1-0	Springs, 3-2	Alexander, 1	12-10	2	-1.0	21,512	319,536
23	4/21	at SF	L	2-5	Birdsong, 1-0	Anderson, 1-1	Doval, 3	12-11	2	-1.5	31,758	319,505
24	4/22	at SF	W	11-3	Quintana, 3-0	Hicks, 1-3		13-11	2	-1.5	28,573	348,078
25	4/23	at SF	L	2-4	Webb, 3-1	Peralta, 2-2	Doval, 4	13-12	2	-2.5	29,049	377,127
26	4/24	at SF	L	5-6	Rogers, 2-0	Alexander, 1-2	Doval, 5	13-13	2	-3.0	28,592	405,719
27	4/25	at STL	L	2-3	Liberatore, 2-2	Patrick, 1-2	Helsley, 4	13-14	3	-4.0	24,437	430,156
28	4/26	at STL	L	5-6	Helsley, 1-0	Megill, 0-2		13-15	3	-4.0	35,316	465,472
29	4/27	at STL	W	7-1	Quintana, 4-0	Fedde, 1-3		14-15	3	-3.0	32,403	497,875
	4/28	OFF DAY						14-15	3	-3.0		
30	4/29	at CWS	W	7-2	Peralta, 3-2	Wilson, 0-1		15-15	3	-3.0	14,904	512,779
31	4/30	at CWS	W	6-4	Koenig, 2-0	Booser, 0-2	Megill, 3	16-15	T2	-2.0	10,253	523,032
32	5/1	at CWS	L	0-8	Burke, 2-4	Patrick, 1-3		16-16	3	-3.0	11,917	534,949
33	5/2	vs. CHC	L	0-10	Brown, 3-2	Alexander, 1-3	Flexen, 1	16-17	3	-4.0	34,559	354,095
34	5/3	vs. CHC	L	2-6	Taillon, 2-1	Quintana, 4-1		16-18	3	-5.0	37,335	391,430
35	5/4	vs. CHC	W	4-0	Peralta, 4-2	Imanaga, 3-2		17-18	3	-4.0	37,360	428,790
36	5/5	vs. HOU	6:40	FanDuel								
37	5/6	vs. HOU	6:40	FanDuel								
38	5/7	vs. HOU	12:10	FanDuel								
	5/8	OFF DAY										
39	5/9	at TB	6:05	FanDuel								
40	5/10	at TB	3:10	FanDuel								
41	5/11	at TB	12:40	FanDuel								
42	5/12	at CLE	5:10	FanDuel								
43	5/13	at CLE	5:10	FanDuel								
44	5/14	at CLE	12:10	FanDuel								
	5/15	OFF DAY										
45	5/16	vs. MIN	7:10	FanDuel								
46	5/17	vs. MIN	6:15	FOX								
47	5/18	vs. MIN	1:10	FanDuel								
48	5/19	vs. BAL	6:40	FanDuel								
49	5/20	vs. BAL	6:40	FanDuel/FOX6								
50	5/21	vs. BAL	12:10	FanDuel								
51	5/22	at PIT	5:40	FanDuel								
52	5/23	at PIT	5:40	FanDuel								
53	5/24	at PIT	3:05	FanDuel								
54	5/25	at PIT	12:35	FanDuel								
55	5/26	vs. BOS	1:10	FanDuel								
56	5/27	vs. BOS	6:40	FanDuel								
57	5/28	vs. BOS	12:10	FanDuel								
	5/29	OFF DAY										
58	5/30	at PHI	5:45	FanDuel								
59	5/31	at PHI	3:05	FanDuel/FS1								
60	6/1	at PHI	12:35	FanDuel								
61	6/2	at CIN	6:10	FanDuel/FS1								
62	6/3	at CIN	6:10	FanDuel								
63	6/4	at CIN	11:40	FanDuel								
	6/5	OFF DAY										
64	6/6	vs. SD	7:10	FanDuel								
65	6/7	vs. SD	6:35	FOX								
66	6/8	vs. SD	12:05	Roku								
67	6/9	vs. ATL	6:40	FanDuel								
68	6/10	vs. ATL	6:40	FanDuel								
69	6/11	vs. ATL	1:10	FanDuel								
70	6/12	vs. STL	6:40	FanDuel								
71	6/13	vs. STL	7:10	FanDuel								
72	6/14	vs. STL	3:10	FanDuel/FS1								
73	6/15	vs. STL	1:10	FanDuel								
	6/16	OFF DAY										
74	6/17	at CHC	7:05	FanDuel/FOX6								
75	6/18	at CHC	7:05	FanDuel								
76	6/19	at CHC	1:20	FanDuel								
77	6/20	at MIN	7:10	FanDuel								
78	6/21	at MIN	1:10	FanDuel								
79	6/22	at MIN	1:10	FanDuel								
80	6/23	vs. PIT	6:40	FanDuel								
81	6/24	vs. PIT	6:40	FanDuel/FOX6								
82	6/25	vs. PIT	1:10	FanDuel								
	6/26	OFF DAY										
83	6/27	vs. COL	7:10	FanDuel								
84	6/28	vs. COL	3:10	FanDuel								
85	6/29	vs. COL	1:10	FanDuel								
	6/30	OFF DAY										
86	7/1	at NYM	6:10	FanDuel								
87	7/2	at NYM	6:10	FanDuel								
88	7/3	at NYM	6:10	FanDuel								
89	7/4	at MIA	6:10	FanDuel								
90	7/5	at MIA	3:10	FanDuel								
91	7/6	at MIA	12:40	FanDuel								

2025 BREWERS DAY-BY-DAY

G	Date	Opp	W/L	Score	Winning Pitcher	Losing Pitcher	Save	Record	Position	GA/GB (WC)	Attendance	Total
92	7/7	vs. LAD	6:40	FanDuel								
93	7/8	vs. LAD	6:40	FanDuel/FOX6								
94	7/9	vs. LAD	1:10	FanDuel								
	7/10	OFF DAY										
95	7/11	vs. WSH	7:10	FanDuel								
96	7/12	vs. WSH	3:10	FanDuel								
97	7/13	vs. WSH	1:10	FanDuel								
	7/14	All-Star Break										
	7/15	All-Star Game - Atlanta										
	7/16	All-Star Break										
	7/17	All-Star Break										
98	7/18	at LAD	9:10	FanDuel								
99	7/19	at LAD	8:10	FanDuel								
100	7/20	at LAD	3:10	FanDuel								
101	7/21	at SEA	8:40	FanDuel								
102	7/22	at SEA	8:40	FanDuel								
103	7/23	at SEA	2:40	FanDuel								
	7/24	OFF DAY										
104	7/25	vs. MIA	3:10	FanDuel								
105	7/26	vs. MIA	6:10	FanDuel								
106	7/27	vs. MIA	1:10	FanDuel								
107	7/28	vs. CHC	6:40	FanDuel								
108	7/29	vs. CHC	6:40	FanDuel/FOX6								
109	7/30	vs. CHC	1:10	FanDuel								
	7/31	OFF DAY										
110	8/1	at WSH	5:45	FanDuel								
111	8/2	at WSH	3:05	FanDuel								
112	8/3	at WSH	12:35	FanDuel								
113	8/4	at ATL	6:15	FanDuel								
114	8/5	at ATL	6:15	FanDuel/FOX6								
115	8/6	at ATL	6:15	FanDuel/FS1								
	8/7	OFF DAY										
116	8/8	vs. NYM	7:10	FanDuel								
117	8/9	vs. NYM	6:10	FanDuel								
118	8/10	vs. NYM	1:10	FanDuel								
119	8/11	vs. PIT	6:40	FanDuel								
120	8/12	vs. PIT	6:40	FanDuel								
121	8/13	vs. PIT	1:10	FanDuel								
	8/14	OFF DAY										
122	8/15	at CIN	5:40	FanDuel								
123	8/16	at CIN	5:40	FanDuel								
124	8/17	at CIN	12:40	FanDuel								
125	8/18	at CHC	7:05	FanDuel								
126	8/19	at CHC	7:05	FanDuel/FOX6								
127	8/20	at CHC	7:05	FanDuel								
128	8/21	at CHC	1:20	FanDuel								
129	8/22	vs. SF	7:10	FanDuel								
130	8/23	vs. SF	6:10	FanDuel								
131	8/24	vs. SF	1:10	FanDuel								
132	8/25	vs. ARI	6:40	FanDuel								
133	8/26	vs. ARI	6:40	FanDuel								
134	8/27	vs. ARI	6:40	FanDuel								
135	8/28	vs. ARI	1:10	FanDuel								
136	8/29	at TOR	6:07	FanDuel								
137	8/30	at TOR	2:07	FanDuel								
138	8/31	at TOR	12:37	FanDuel								
139	9/1	vs. PHI	3:10	FanDuel								
	9/2	OFF DAY										
140	9/3	vs. PHI	6:40	FanDuel								
141	9/4	vs. PHI	3:10	FanDuel								
142	9/5	at PIT	5:40	FanDuel								
143	9/6	at PIT	5:40	FanDuel								
144	9/7	at PIT	12:35	FanDuel								
145	9/8	at TEX	7:05	FanDuel								
146	9/9	at TEX	7:05	FanDuel/FOX6								
147	9/10	at TEX	1:35	FanDuel								
	9/11	OFF DAY										
148	9/12	vs. STL	7:10	FanDuel								
149	9/13	vs. STL	6:10	FanDuel								
150	9/14	vs. STL	1:10	FanDuel								
	9/15	OFF DAY										
151	9/16	vs. LAA	6:40	FanDuel								
152	9/17	vs. LAA	6:40	FanDuel								
153	9/18	vs. LAA	6:40	FanDuel								
154	9/19	at STL	7:15	FanDuel								
155	9/20	at STL	6:15	FanDuel								
156	9/21	at STL	1:15	FanDuel								
157	9/22	at SD	8:40	FanDuel								
158	9/23	at SD	8:40	FanDuel								
159	9/24	at SD	3:10	FanDuel								
	9/25	OFF DAY										
160	9/26	vs. CIN	7:10	FanDuel								
161	9/27	vs. CIN	6:10	FanDuel								
162	9/28	vs. CIN	2:10	FanDuel								

ODDS & ENDS

Record With Roof Open/Panels Open	0-0	Record When Wearing Cream Uniforms	5-2
Record With Roof Open/Panels Closed	0-0	Record When Wearing Pinstripe Uniforms.....	3-3
Record With Roof Closed/Panels Open	0-0	Record When Wearing Gray Uniforms.....	3-5
Record With Roof Closed/Panels Closed	10-6	Record When Wearing Blue Uniforms.....	4-7
	10-6	Record When Wearing City Connect Uniforms	2-1

2025 TRANSACTIONS

JANUARY

1/2, acquired RHP Grant Anderson from Texas in exchange for LHP Mason Molina; designated LHP Tyler Jay for assignment

1/6, signed 1B/OF Jake Bauers to a Minor League contract with an invitation to Major League camp

1/9, LHP Tyler Jay claimed off waivers by Seattle; signed RHP Aaron Civale, LHP Nestor Cortes, RHP Nick Mears, RHP Trevor Megill and RHP Joel Payamps to 1-year contracts, avoiding arbitration

1/16, signed C Jorge Alfaro to a Minor League contract with an invitation to Major League camp

1/17, signed RHP Elvin Rodríguez to a 1-year contract with a club option for 2026; designated RHP JB Bukauskas for assignment; added the following non-roster players to Major League camp: OF Luis Lara, C Darrien Miller, INF Cooper Pratt, LHP Easton McGee, RHP Jacob Misorowski and RHP Craig Yoho

1/23, RHP JB Bukauskas cleared waivers, outrighted to Triple-A Nashville and invited to Major League camp

1/31, signed C William Contreras to a 1-year contract with a club option for 2026, avoiding arbitration

FEBRUARY

2/3, signed LHP Tyler Jay to a Minor League contract with an invitation to Major League camp

2/12, signed LHP Tyler Alexander to a 1-year contract; placed LHP Robert Gasser on the 60-day injured list recovering from “Tommy John” surgery

2/23, signed OF Manuel Margot to a Minor League contract with an invitation to Major League camp

2/24, signed 1B/OF Mark Canha to a Minor League contract with an invitation to Major League camp

2/27, reassigned RHP JB Bukauskas to Minor League camp

MARCH

3/5, signed LHP José Quintana to a 1-year contract with a mutual option for 2026; placed LHP DL Hall on the 60-day injured list with a left lat strain

3/7, reassigned the following players to Minor League camp: C David García, OF Jimmy Herron, OF Luis Lara, 1B Ernesto Martínez Jr., INF Cooper Pratt, 2B/C Anthony Seigler, LHP Tyler Jay, LHP Thomas Pannone and LHP Bruce Zimmermann

3/9, optioned RHP Chad Patrick to Triple-A Nashville

3/10, reassigned OF Jared Oliva and C Ramón Rodríguez to Minor League camp; optioned RHP Grant Anderson, RHP Logan Henderson, RHP Carlos Rodríguez, LHP Grant Wolfram and C Jeferson Quero to Triple-A Nashville

3/14, reassigned the following players to Minor League camp: INF Raynel Delgado, C Darrien Miller, RHP Deivi García, RHP Easton McGee, RHP Jacob Misorowski and RHP Vinny Nittoli; optioned OF Brewer Hicklen to Triple-A Nashville

3/19, optioned INF Andruw Monasterio to Triple-A Nashville; reassigned C Jorge Alfaro and RHP Craig Yoho to Minor League camp

3/22, acquired a player to be named or cash from Kansas City in exchange for 1B/OF Mark Canha; optioned INF Tyler Black and INF Caleb Durbin to Triple-A Nashville; released OF Manuel Margot

3/27, recalled RHP Chad Patrick from Triple-A Nashville; optioned LHP José Quintana to Rookie ACL Brewers; selected 1B/OF Jake Bauers to the 40-man roster; designated OF Brewer Hicklen for assignment; placed OF Blake Perkins on the 10-day injured list, retroactive to 3/24, with a fractured right shin; placed LHP Aaron Ashby (right oblique strain), RHP Nick Mears (illness recovery), RHP Tobias Myers (left oblique strain) and RHP Brandon Woodruff (right shoulder surgery recovery) on the 15-day injured list, retroactive to 3/24

PLAYERS TO APPEAR ON THE ACTIVE ROSTER IN 2025 (36)

PITCHERS (21): LH Tyler Alexander, RH Grant Anderson, RH Aaron Civale, LH Nestor Cortes, RH Logan Henderson, LH Bryan Hudson, LH Jared Koenig, RH Nick Mears, RH Trevor Megill, RH Tobias Myers, RH Chad Patrick, RH Joel Payamps, RH Elvis Peguero, RH Freddy Peralta, RH Quinn Priester, LH José Quintana, RH Elvin Rodríguez, LH Connor Thomas, RH Abner Uribe, LH Grant Wolfram, RH Craig Yoho

CATCHERS (2): William Contreras, Eric Haase

INFELDERS (7): Jake Bauers, Vinny Capra, Oliver Dunn, Caleb Durbin, Rhys Hoskins, Joey Ortiz, Brice Turang

OUTFIELDERS (6): Daz Cameron, Jackson Chourio, Isaac Collins, Sal Frelick, Garrett Mitchell, Christian Yelich

TOTAL PLAYERS: 36 (position players based on primary position)

BREWERS ON THE INJURED LIST IN 2025						PLAYER PRONUNCIATIONS	
PLAYER (INJURY)	POS.	ON	ELIGIBLE	OFF	GAMES MISSED	Chourio.....	CHOO-ree-oh
Robert Gasser (left elbow - 60-day)	LHP	2/12	5/26	-	35	Civale.....	sih-VAH-lee
DL Hall (left lat - 60-day)	LHP	3/5	5/26	-	35	Frelick.....	FREE-lick
Aaron Ashby (right oblique - 15-day)	LHP	3/27*	4/8	-	35	Haase.....	HAHS
Nick Nears (illness - 15-day)	RHP	3/27*	4/8	4/8	10	Joel Payamps	yo-EHL pie-DMPS
Tobias Myers (left oblique - 15-day)	RHP	3/27*	4/8	4/24	25	Koenig.....	KAY-ni/g/
Blake Perkins (right shin - 60-day)	OF	3/27*	5/26	-	35	Megill.....	meh-GILL
Brandon Woodruff (right shoulder - 15-day)	RHP	3/27*	4/8	-	35	Quintana.....	keen-TAH-nuh
Aaron Civale (left hamstring - 15-day)	RHP	3/31	4/15	-	32	Rhys Hoskins	REES
Nestor Cortes (left elbow - 60-day)	LHP	4/6**	6/3	-	26	Uribe.....	you-REE-bay
Connor Thomas (left elbow - 15-day)	LHP	4/8***	4/21	-	25		
Garrett Mitchell (left oblique - 10-day)	OF	4/26	5/6	-	8		

* retroactive to 3/24 ** retroactive to 4/4 *** retroactive to 4/6

2025 EJECTIONS (1)				
EJECTED	DATE/OPPONENT	UMPIRE	REASON FOR EJECTION	NO.
Rickie Weeks	3/31 vs. Kansas City	Brennan Miller	Arguing balls & strikes	1