

BALTIMORE ORIOLES (43-51) vs. MIAMI MARLINS (43-51)

RHP Brandon Young (0-3, 6.14) vs. RHP Eury Pérez (2-2, 4.00)

Sunday, July 13, 2025 • 1:35 p.m. ET • Oriole Park at Camden Yards • Baltimore, MD

TV: MASN • Radio: 98 Rock 97.9 FM/HD2 & WBAL NewsRadio 1090 AM/101.5 FM

Game No. 95

Home Game No. 47

O's AT A GLANCE	
Overall	43-51
Home	22-24
Road	21-27
Day	20-22
Night	23-29
Current Streak	1-1
Last 5 Games	3-2
Last 10 Games	6-4
March	3-2
April	9-16
May	9-18
June	16-11
July	6-4
August	-
September	-
vs. LHSP	12-16
vs. RHSP	31-35
Series Opener	17-14
Series Opener at Home	10-6
Series Opener on Road	7-8
By Series	9-17-4
By Home Series	6-8-1
By Road Series	3-9-3
Rubber Games	5-11
Sweeps/Were Swept	4-4
Scored First	31-16
Opponent Scored First	12-35
1-run games	12-10
Comeback Wins	19-23
Last AB Wins	4-9
Walkoff Wins	0-1
Extra Innings	3-4
Led After 6	36-6
Led After 7	37-6
Led After 8	41-0
Tied After 6	3-5
Tied After 7	4-4
Tied After 8	2-5
Behind After 6	4-40
Behind After 7	2-41
Behind After 8	0-46
vs. AL Teams	32-36
vs. AL East	13-13
vs. AL Central	8-16
vs. AL West	11-7
vs. NL Teams	11-15
vs. NL East	7-7
vs. NL Central	3-6
vs. NL West	1-2
Hit 0 HR	8-25
Hit 1+ HR	35-26
Hit 2+ HR	19-11
Scored 3 or Fewer Runs	10-36
Scored 4 or More Runs	33-15
Allowed 3 or Fewer Runs	32-2
Allowed 4 or More Runs	11-49
More Hits than Opponent	29-8
Fewer Hits than Opponent	13-40
Committed No Errors	31-24
Committed 1 or More Errors	12-27
Starter Goes at least 5 inn	34-25
Starter Goes at least 6 inn	22-8
Starter Goes at least 7 inn	8-2

ORIOLESPRESSBOX.COM

The 2025 Baltimore Orioles Media Guide, as well as the latest game notes, rosters, press releases, and other team information, can be found at [oriolespressbox.com](#).

**BIRDLAND BITES:** Baltimore finishes a six-game homestand to close out the pre-All-Star break schedule today with the Marlins (1-1, 1 to play) after securing the series win over the Mets earlier this week...The Orioles open after the All-Star Game with a seven-game road trip at Tampa Bay (3 G, 7/18-20) and Cleveland (4 G, 7/21-24).

🦅 The Orioles suffered their 10<sup>th</sup> shutout loss of the year and were shut out by Miami for the eighth time in club history (last: 3-0, 4/21/21).

🦅 **Trevor Rogers** suffered the loss in his first career outing against his former club despite allowing one run in 6.2 innings pitched...Has allowed three runs or fewer in all six of his starts this season...Has completed at least 6.0 innings in four of his six starts this season and in at least two straight games for the first time since June 15-27, 2024 (3 GS).

🦅 **Gunnar Henderson** racked up two more hits with a pair of doubles in the first and sixth innings, respectively...Tallied his fifth career multi-double effort and first since June 20, 2024.

🦅 **Colton Cowser** recorded his first career multi-steal game after swiping second base in the second and seventh innings, respectively.

**ROSTER MOVES:** Prior to today's game, the Orioles recalled left-handed pitcher **Grant Wolfram** from Triple-A Norfolk...Right-handed pitcher **Corbin Martin** was designated for assignment... The Orioles' 40-man roster currently has 39 players.

**IMMACULATE-INNING INTEL:** **Brandon Young** threw an immaculate inning in the fifth frame of his last start on July 8 vs. New York-NL, becoming the fifth pitcher in Orioles history (since 1954) to accomplish the feat, joining **Kevin Gausman** (4/23/18 vs. CLE, 7<sup>th</sup>), **B.J. Ryan** (9/5/99 vs. CLE, 6<sup>th</sup>), **Mike Mussina** (5/9/98 vs. TB, 9<sup>th</sup>), and **Jimmy Key** (4/14/98 vs. CWS, 2<sup>nd</sup>).

🦅 Young became one of eight rookies in MLB since 2000 to throw an immaculate inning, including the first since CHC's Hayden Wesneski on September 22, 2022 at Pittsburgh, per *the Elias Sports Bureau*.

**BEST ON BEST:** **Ryan O'Hearn** is batting .346 (27-for-78) with two doubles and seven homers off four-seam fastballs, the third-highest clip in the AL (min. 75 AB ending in pitch) behind NYY's Aaron Judge (.376 AVG) and TB's Jonathan Aranda (.359 AVG)...**Gunnar Henderson** is batting .316 (31-for-98) against four-seam fastballs, including a .389 (14-for-36) clip with three doubles and a homer since June 1.

🦅 Eury Pérez has limited the opposition to a .143 (7-for-49) clip on his four-seam fastball, utilizing the offering at a 51.5 percent clip.

**TRENDING UP:** Since June 27, the Orioles have gone 9-5, including a 6-2 stretch since July 4... They were 4-6 over the previous 10 games from June 16-25 but started June with a 9-4 record... Since May 30, Baltimore is 24-15 (.615), earning all four of their series sweeps during this span... Their .615 winning percentage in this time ranks fourth in the AL and fifth in MLB, trailing only the Blue Jays (.692), Brewers (.684), Astros (.667), and Red Sox (.641).

🦅 Since June 27, **Gunnar Henderson** has slashed .333/.367/.632 (19-for-57) with six doubles, one triple, three homers, nine runs scored, and eight RBI.

🦅 In his last eight games played, **Jordan Westburg** has gone 12-for-30 (.400) with one double, three homers, nine runs scored, and seven RBI...The O's are 6-2 in those games.

🦅 Orioles starting pitchers have allowed three earned runs or fewer in six straight games and in 10 of their last 12 games since June 29.

**FIREMEN:** Baltimore relievers own an MLB-best 18.8 percent inherited scored rate (26 IRS/138 IR), ahead of Los Angeles-NL (23.7%)...**Keegan Akin** (4.2%, 1 IRS/24 IR) and **Seranthony Domínguez** (5.0%, 1 IRS/20 IR) have the two best inherited runners scored percentage in the majors.

🦅 Both Akin's and Domínguez's marks would set the single season franchise record (since 1954), currently held by **Mark Thurmond** (10.5%, 1988)...Since 1974, only five relievers have finished a full season with an inherited scored rate below 5.0 percent during the year (excluding 2020, 1981, 1995, & 1994): SF's Josh Osich in 2016 (4.7%), HOU's Wilton Lopez in 2010 (3.0%), and AZ's Jorge De La Rosa in 2017 (3.0%).

🦅 As a club, the 18.8 percent mark would be tied with the 1988 New York Mets for the lowest figure in a full-season by any MLB club since the statistic was first tracked in 1974...The only teams with a lower mark since then were the 1995 Cleveland Indians (17.7%, strike-shortened) and 2020 Tampa Bay Rays (18.7%, COVID-19 pandemic).

**WALK THIS WAY:** The Orioles have walked at least once in a franchise-record 172 consecutive games since July 2, 2024, breaking the previous mark of 155 games set from June 23, 1955-June 24 (G1), 1956...That's the longest active stretch in the majors ahead of the Tigers (47 G) and the longest by an MLB team since the Giants, who had a 204-game stretch from July 6, 2002-August 22, 2003.

**HEY NOW, YOU'RE AN ALL-STAR:** Last Wednesday, it was announced that **Ryan O'Hearn** defeated NYY's Ben Rice in Phase 2 voting for the 95<sup>th</sup> annual All-Star Game, cementing his first career All-Star Game selection and earning a starting spot at designated hitter for the American League.

🦅 O'Hearn joins **Nelson Cruz** (2014) as the only Baltimore designated hitters to earn a fan election.

🦅 According to *Stats Perform*, O'Hearn, at 31 years old, will be the second Oriole to start in his first career All-Star Game at age-30 or older since the team moved to Baltimore in 1954 along with **Steve Stone**, who was 32 when he was the AL starting pitcher in 1980.

🦅 The Orioles have claimed a total of 46 fan elections since fan balloting returned in 1970, trailing only the Yankees (75) and Red Sox (59) among AL clubs.

**DRAFT WEEK:** The 2025 MLB First-Year Player Draft begins with the first three rounds taking place today while rounds 4-20 will happen on Monday...Following Thursday's acquisition of the No. 37 pick from the Tampa Bay Rays in exchange for Bryan Baker, the Orioles now hold seven selections on day one, the most on opening night...Baltimore has three of the top 31 picks with No. 19, No. 30, and No. 31, as well as No. 37, No. 58, No. 69, and No. 93.

**WATER MEETS SKY:** The O's and Marlins meet for their only series of the season this weekend at Oriole Park...Baltimore dropped two of three games at loanDepot park last season, losing the first two before winning the series finale...The Orioles swept the last series between the clubs at Camden Yards from July 14-16, 2023...Overall, the Birds are 15-31 (.326) against Miami since the teams first met in 1997...The .326 winning percentage is their second worst against any single opponent behind only Chicago-NL (7-15, .318).

O's vs. MARLINS		
Current Streak		L1
2025 Record		1-1
at Oriole Park at Camden Yards		1-1
at loanDepot park		--
All-Time (since 1997)*		15-31
at Home		11-15
on Road		4-16
*Teams first met in 1997		
2025 Schedule		
Date	Score	Win/Loss/Save
7/11	W, 5-2	Kremer/Cabrera
7/12	L, 6-0	Junk/Rogers
7/13		1:35 p.m. ET

O's AT HOME	
Record	22-24
Team AVG/OBP/SLG	.252/.313/.438
Fielding Errors	22
Team ERA	5.01 (232 ER/417.0 IP)
Starters ERA	5.20 (133 ER/230.0 IP)
Bullpen ERA	4.76 (99 ER/187.0 IP)
Saves/Opps	12/17
Best Homestand	.667 (4-2), 2x, last: 6/10-15
Worst Homestand	.000, 5/13-18 (0-6)

CHIPPING AWAY	
Best Record in MLB, Since May 24	
1. Milwaukee Brewers.....	30-13, .698
2. Houston Astros.....	30-14, .682
3. Toronto Blue Jays.....	30-15, .667
4. Baltimore Orioles .....	27-18, .600
5. Detroit Tigers .....	26-18, .591

PITCHING IN	
Lowest Starting Pitching ERA in American League, Since June 29	
1. Boston Red Sox.....	2.97
2. Seattle Mariners.....	3.24
3. Baltimore Orioles .....	3.29
4. Kansas City Royals.....	3.42
5. Minnesota Twins .....	3.47

WHAT A RELIEF	
Most Strikeouts Among Relief Pitchers, MLB	
1. Los Angeles Dodgers .....	431
2. Toronto Blue Jays.....	395
3. Athletics .....	388
Baltimore Orioles .....	388
5. Houston Astros.....	381

WOAAH	
Most Outs Above Average, MLB 1B	
1. Matt Olson (ATL).....	8
2. Carlos Santana (CLE).....	7
3. Ryan O'Hearn (BAL) .....	6
Willson Contreras (STL) .....	6
5. Ty France (MIN) .....	5

UPCOMING MILESTONES	
Colton Cowser	9 RBI shy of 100
Andrew Kittredge	4 K shy of 300
Cedric Mullins	1 HR shy of 100
Jacob Stallings	6 H shy of 400
Ramón Urías	6 R shy of 200
	5 HR shy of 50

THIS DATE IN O'S HISTORY	
July 13, 1962 - Catcher Charlie Lau ties a major league record and sets the club record with four doubles in a 10-3 win over Cleveland at Memorial Stadium. Lau doubles twice each off Jim Perry and Frank Funk to set the mark.	

UPCOMING SCHEDULE					
DATE	OPPONENT	TIME	ORIOLES STARTER	OPPONENT STARTER	TV
July 14-17	All-Star break				
MASN and MASN2 games can also be streamed locally via <a href="#">MASN+</a> ...All games broadcast on the Orioles Radio Network and 98 Rock 97.9 FM/HD2 & WBAL NewsRadio 1090 AM/101.5 FM					

#63 BRANDON YOUNG RHP



0-3, 6.14 ERA

HT: 6-6 WT: 210  
DOB: 8/19/98 Age: 26  
Bats: R Throws: R

PITCH TYPE (2025)	USAGE	AVG. VELOCITY
Fastball	41.6%	93.6 mph
Curveball	19.0%	76.5 mph
Changeup	13.7%	87.5 mph
Cutter	13.1%	86.2 mph
Split Finger	12.6%	86.9 mph

**QUICK HITS:** Set to make his sixth career major league start and first against Miami...Recalled from Triple-A Norfolk on June 30, marking his third stint with the O's this season...Recalled from High-A Aberdeen on April 19 and made his MLB debut that day vs. Cincinnati...Optioned to Norfolk on April 20, recalled on April 22, and started on April 26 (G1) at Detroit before being optioned later that day...Placed on the 7-day Injured list (right shoulder discomfort) on May 6...Made two rehab appearances with High-A Aberdeen before his reinstatement to Norfolk on June 20...Added to the Orioles 40-man roster on November 19, 2024...Signed with Baltimore as a non-drafted free agent out of the University of Louisiana-Lafayette on June 14, 2020.

**LAST TIME OUT:** Made his fifth career big league start on July 8 vs. New York-NL...Did not factor in the decision after tossing a career-high 5.1 innings, allowing two runs on five hits (1 HR) with a career-high-tying six strikeouts (also 4/26 [G1] at DET)...Exited with a runner on second, who was stranded...Surrendered three extra-base hits to open the sixth inning (2 2B, HR), off which both runs scored...Threw 66 pitches, 47 strikes.

🌀 Threw his changeup a season-high 22 times, off which opponents hit 2-for-8 (.250) with a homer...Had thrown the pitch 29 times through his four prior starts, inducing a .500 average (2-for-4) with a home run in that span.

**THREE BY THREE:** Young threw an immaculate inning in the fifth frame of his last start on July 8, becoming the second Oriole to do so since 2000, along with **Kevin Gausman** on April 23, 2018 vs. Cleveland (7<sup>th</sup>).  
🌀 Joins MIA's Cal Quantrill (5/18 vs. TB) as the only pitchers with an immaculate inning in 2025, per *Elias Sports Bureau*.  
🌀 Is the fifth pitcher in Orioles history (since 1954) to throw an immaculate inning, joining Gausman, **B.J. Ryan** (9/5/99 vs. CLE, 6<sup>th</sup>), **Mike Mussina** (5/9/98 vs. TB, 9<sup>th</sup>), and **Jimmy Key** (4/14/98 vs. CWS, 2<sup>nd</sup>).

**PLAYING THE LONG GAME:** Young has surrendered a .366/.422/.610 (15-for-41) slash line with seven doubles and a homer when pitching through the lineup for the first time, but has held opponents to a .263/.356/.474 (10-for-38) line with two doubles and two home runs in his second time through the lineup.  
🌀 Opponents are 2-for-8 (.250) with a double in Young's third time through the lineup.

**TWO-OUT TROUBLE:** Major league opponents are 10-for-27 (.370) with two doubles, a homer, and five RBI with two outs off Young this year...Has held opponents to 2-for-9 (.222) with two outs across his last two starts after they went 8-for-18 (.444) through his first three outings.  
🌀 In five starts with Norfolk, opponents have gone 12-for-38 (.316) with two doubles and two home runs with two outs.

**THE ARSENAL:** In five major league starts, his most effective pitch has been his split-finger, holding opponents to a .238 (5-for-21) mark with seven strikeouts...Opponents are 11-for-36 (.306) off his four seamer, his most utilized pitch (41.6%).  
🌀 In five starts with Norfolk, he has held opponents to a .158/.200/.237 (6-for-38) clip with 17 strikeouts on the four-seamer and a .214/.267/.214 (3-for-14) line with four strikeouts off his split-finger.

**OFF AND RUNNING:** In his first two starts of the 2025 campaign with the Tides, Young allowed two unearned runs across 11.1 innings on seven hits and two walks with 11 strikeouts...In his April 5 start at Charlotte, he threw 5.1 hitless innings, conceding one walk while fanning eight.  
🌀 Overall, he is 2-1 with a 2.63 ERA (8 ER/27.1 IP) with 27 strikeouts against four walks while allowing three home runs over five starts with the Tides.

**BEST OF THE BEST:** Named Baltimore's 2024 Jim Palmer Minor League Pitcher of the Year, going 5-6 with a 3.57 ERA (44 ER/111.0 IP) and 102 hits (8 HR), 49 total runs, two hit batters, 37 walks, and 132 strikeouts in 27 appearances (24 GS) between Double-A Bowie and Norfolk...Young finished third among O's minor leaguers in strikeouts, fourth in starts, and fifth in innings.

2025 & CAREER SPLITS

2025						CAREER					
	W-L	ERA	G/S	IP	ER		W-L	ERA	G/S	IP	ER
Home	0-1	6.08	3/3	13.1	9		0-1	6.08	3/3	13.1	9
Road	0-2	6.23	2/2	8.2	6		0-2	6.23	2/2	8.2	6
Day	0-1	6.23	2/2	8.2	6		0-1	6.23	2/2	8.2	6
Night	0-2	6.08	3/3	13.1	9		0-2	6.08	3/3	13.1	9

	AVG	AB	H	HR	BB	K		AVG	AB	H	HR	BB	K
vs. Left	.327	55	18	2	10	12		.327	55	18	2	10	12
vs. Right	.281	32	9	1	1	9		.281	32	9	1	1	9
TOTALS	.310	87	27	3	11	21		.310	87	27	3	11	21

RUN SUPPORT (as starter in '25)

0 Runs	1
1 Run	2
2 Runs	1
3 Runs	--
4 Runs	--
5 Runs	1
6 Runs	--
7 Runs	--
8 Runs	--
9 Runs	--
10+ Runs	--
Total	9
RSA/9	3.68

RUNS ALLOWED BY INNING ('25)

1 <sup>st</sup>	1
2 <sup>nd</sup>	5
3 <sup>rd</sup>	3
4 <sup>th</sup>	2
5 <sup>th</sup>	2
6 <sup>th</sup>	2
7 <sup>th</sup>	--
8 <sup>th</sup>	--
9 <sup>th</sup>	--
Total	15

MISCELLANEOUS 2025 STATS

WHIP	1.73
K/9	8.59
BB/9	4.50
QS	0
#P/IP	17.0
Opponents	
AVG:	.310
OBP:	.384
SLG:	.529
OPS:	.913

2025 HIGHS

Innings: 5.1, 7/8 vs. NYM  
Hits: 7, 4/19 vs. CIN  
Runs: 4, 6/25 vs. TEX  
Earned Runs: 4, 6/25 vs. TEX  
Strikeouts: 6, 2x, last: 7/8 vs. NYM  
Walks: 5, 4/26 (G1) at DET  
Home Runs: 1, 3x, last: 7/8 vs. NYM  
Winning Streak: --  
Losing Streak: 3, 4/26-pres.  
Shortest Start: 4.0, 3x, last: 7/1 at TEX  
Pitches Thrown: 95, 4/26 (G1) at DET  
Low-Hit CG: --

CAREER HIGHS

Innings: 5.1, 7/8/25 vs. NYM  
Hits: 7, 4/19/25 vs. CIN  
Runs: 4, 6/25/25 vs. TEX  
Earned Runs: 4, 6/25/25 vs. TEX  
Strikeouts: 6, 4/26/25 (G1) at DET  
Walks: 5, 4/26/25 (G1) at DET  
Home Runs: 1, 3x, last: 7/8/25 vs. NYM  
Winning Streak: --  
Losing Streak: 3, 4/26/25-pres.  
Shortest Start: 4.0, 3x, last: 7/1/25 vs. TEX  
Pitches Thrown: 95, 4/26/25 (G1) at DET  
Low-Hit CG: --

YOUNG vs. MIA

PLAYER	AVG	AB	H	HR	RBI
Edwards	.—	—	—	—	—
Fortes	.—	—	—	—	—
Hernandez	.—	—	—	—	—
Hicks	.—	—	—	—	—
Hill	.—	—	—	—	—
Lopez	.—	—	—	—	—
Myers	.—	—	—	—	—
Pauley	.—	—	—	—	—
Ramírez	.—	—	—	—	—
Sanoja	.—	—	—	—	—
Stowers	.—	—	—	—	—
Sánchez	.—	—	—	—	—
Wagaman	.—	—	—	—	—

PÉREZ vs. BAL

PLAYER	AVG	AB	H	HR	RBI
Cowser	.—	—	—	—	—
Henderson	.—	—	—	—	—
Holliday	.—	—	—	—	—
Jackson	.—	—	—	—	—
Laureano	.500	2	1	0	0
Mayo	.—	—	—	—	—
Mullins	.—	—	—	—	—
O'Hearn	.—	—	—	—	—
O'Neill	.—	—	—	—	—
Stallings	.—	—	—	—	—
Urías	.—	—	—	—	—
Vázquez	.—	—	—	—	—
Westburg	.—	—	—	—	—

YOUNG'S 2025 MLB STARTS

DATE	OPP	SCORE	WHEN LEFT	DEC	IP	H	R	ER	BB	K	HR	PIT	STR
4/19	vs. CIN	9-5	5-3	ND	4.0	7	3	3	3	3	1	81	48
4/26 (G1)	at DET	3-4	1-2	L	4.2	4	3	3	5	6	0	95	55
6/25	vs. TEX	0-7	0-3	L	4.0	5	4	4	1	2	1	61	39
7/1	at TEX	2-10	2-3	L	4.0	6	3	3	2	4	0	71	43
7/8	vs. NYM	6-7	1-2	ND	5.1	5	2	2	0	6	1	66	47
TOTALS					0-3	22.0	27	15	15	11	21	374	232 (62.0%)

YOUNG'S 2025 MiLB STARTS

DATE	OPP	SCORE	WHEN LEFT	DEC	IP	H	R	ER	BB	K	HR	PIT	STR
3/30	vs. DUR	8-2	2-2	ND	6.0	7	2	0	1	3	0	75	53
4/5	at CLT	3-2	3-0	W	5.1	0	0	0	1	8	0	82	56
4/12 (G1)	vs. GWN	1-6	0-5	L	5.0	6	5	5	0	6	1	80	54
5/2	at CLT	11-3	6-2	W	6.0	4	2	2	2	5	1	90	60
6/3	vs. HV	3-2	1-0	ND	2.0	1	0	0	2	6	0	46	27
6/14	at JS	4-5	1-2	ND	3.1	6	2	2	1	3	0	53	39
6/20	at MEM	3-1	0-1	ND	5.0	2	1	1	0	5	1	65	48
TOTALS					2-1	33.1	26	12	10	7	36	491	337 (68.6%)

*\*Italics indicate rehab start*





PITCHER	LAST OUTING	DEC.	IP	H	R	ER	BB	K	RETIRED/1 <sup>ST</sup> BF	IR/SCORED	SV/OPP	INNINGS-HIGH	STRIKEOUTS-HIGH
Bautista	7/10 (G1) vs. NYM	SV	1.0	0	0	0	0	0	26/34	2/0	18/19	1.0 (31x, last: 7/5 at ATL)	3 (5x, last: 7/8 vs. NYM)
Blewett	7/12 vs. MIA	ND	1.0	4	4	4	0	0	22/24	10/1	--	2.2 (2x, last: 6/28 vs. TB)	4 (4/18 vs. CIN)
Cano	7/11 vs. MIA	ND	1.0	0	0	0	0	1	23/37	10/3	1/3	1.1 (4/13 vs. TOR)	3 (2x, last: 6/21 at NYY)
Domínguez	7/12 vs. MIA	ND	1.0	2	1	1	0	0	27/39	20/1	2/4	1.2 (2x, last: 6/30 at TEX)	3 (4x, last: 6/30 at TEX)
Kittredge	7/11 vs. MIA	ND	1.0	2	2	2	0	1	20/23	4/1	--	2.0 (6/21 at NYY)	2 (5x, last: 6/21 at NYY)
Selby	6/16 at TB	ND	2.0	2	0	0	0	5	3/4	3/1	--	2.0 (6/16 at TB)	5 (6/16 at TB)
Soto	7/12 vs. MIA	ND	0.1	1	0	0	0	0	28/42	21/5	0/1	1.2 (4/4 at KC)	3 (4x, last: 6/16 at TB)
Wolfram	7/10 (G1) vs. NYM	W	2.0	1	0	0	0	4	1/3	1/1	--	2.0 (7/10 [G1] vs. NYM)	4 (7/10 [G1] vs. NYM)
2025 TOTALS	4.57 ERA	14-17	358.2	339	199	182	157	388	236/331	138/26	23/35	7.0 (Kremer, 6/12 vs. DET)	8 (Kremer, 6/12 vs. DET)

74 • FÉLIX BAUTISTA • RHP

1-1 • 18 SV • 2.41 ERA • 34 G

WHIP: 1.07

K/9: 12.83

BB/9: 5.35

vs. ALL: .130 (15-for-115)

vs. LHB: .136 (8-for-59)

vs. RHB: .125 (7-for-56)

⚔ Tossed 1.0 scoreless inning to earn his 18<sup>th</sup> save on 7/10 (G1) vs. NYM...Marked only his third time in a save situation without recording a strikeout this year...Had recorded multiple strikeouts in seven of his previous eight appearances

⚔ Has converted a save in each of his last 11 opportunities, tied for the second-longest active streak in MLB with CHC's Daniel Planencia behind PIT's David Bednar (12 G)

⚔ In 16 appearances since 5/31, is 1-0 with nine saves, an 0.56 ERA (1 ER/16.0 IP), an .059 opponent average (3-for-51), and 0.69 WHIP

⚔ His .130 opponent batting average (15-for-115) leads MLB (min. 100 BF)

⚔ Opponents are 4-for-46 (.087) with 25 strikeouts and a 52.4 percent whiff rate against his split-finger

⚔ His 14.8 percent walk rate is the fifth highest among AL relievers

⚔ On 6/20 at NYY, secured the save on his birthday, becoming the first Oriole to record multiple saves on his birthday in his career (also 2023)

⚔ Five of his nine runs allowed this year came in a four-game stretch from 5/11-21

⚔ Recorded a save in a career-high six straight appearances from 4/19-5/9

⚔ Made his season debut on 3/29 at TOR, marking his first major league game since 8/25/23 vs. COL (582 days)

67 • SCOTT BLEWETT • RHP

3-0 • 5.48 ERA • 26 G (2 GS)

WHIP: 1.42

K/9: 7.11

BB/9: 3.65

vs. ALL: .263 (45-for-171)

vs. LHB: .229 (19-for-83)

vs. RHB: .295 (26-for-88)

⚔ Surrendered four runs on four hits (1 HR) in 1.0 inning on 7/12 vs. MIA...The four hits and four runs are both tied for the second most in his career

⚔ Has a 9.39 ERA (16 ER/15.1 IP) with 18 hits and seven walks with nine strikeouts and has been charged with a run in seven of nine games since 6/16

⚔ Earned his first win as an Oriole on 6/20 at NYY (2.0 IP, 2 K)

⚔ Has completed more than 1.0 inning in 27 of his 43 career games and in 18 of his 26 games this season

⚔ Owns a 1.45 ERA (3 ER/18.2 IP) across 12 road games this season compared to a 8.42 ERA (24 ER/25.2 IP) in 14 home games (2 GS)

⚔ Started on 6/15 vs. LAA and allowed two runs on two hits (1 HR) with one strikeout across 2.2 innings...Marked his second start this season (also 4/22 vs. STL w/ATL)

⚔ Activated by the Orioles on 6/8 after being acquired from ATL for cash considerations on 6/6, marking his second stint with the club this season (also 4/15-18)

⚔ Made his O's debut on 4/15 vs. CLE (1.2 IP, 1 H, 0 R, 2 K)

78 • YENNIER CANO • RHP

1-5 • 1 SV • 3.98 ERA • 37 G

WHIP: 1.33

K/9: 9.95

BB/9: 2.84

vs. ALL: .267 (32-for-120)

vs. LHB: .292 (14-for-48)

vs. RHB: .250 (18-for-72)

⚔ Tossed 1.0 perfect inning with a strikeout on 7/11 vs. MIA...Has not allowed an earned run in seven straight appearances since 6/20

⚔ Is one of 10 MLB relievers with at least five losses this season

⚔ On 7/5 at ATL, secured his first save since 8/3/24 at CLE

⚔ Opponents are batting .333 (14-for-42) against him with no outs and 6-for-16 (.375) with runners in scoring position and two outs

⚔ Has limited opponents to a .204 (11-for-54) clip with 13 strikeouts against his sinker, while opponents are hitting .419 (13-for-31) with five extra-base hits (3 2B, 2 HR) off his changeup

⚔ Is holding opposing hitters to a .143 average (5-for-35) and .314 OPS when ahead in the count compared to a .467 average (14-for-30) and 1.333 OPS when behind

⚔ Recalled from Triple-A Norfolk on 7/2...Marked his first stint in the minors since 4/13/23...Pitched in two games with the Tides and allowed one run on two hits with two strikeouts across 2.0 innings

⚔ Eight and nine-hole hitters are 10-for-29 (.345) against him with an .835 OPS...One through seven batters are 22-for-91 (.242) with a .706 OPS

56 • SERANTHONY DOMÍNGUEZ • RHP

2-2 • 2 SV • 3.29 ERA • 39 G

WHIP: 1.28

K/9: 11.97

BB/9: 5.17

vs. ALL: .199 (27-for-136)

vs. LHB: .295 (18-for-61)

vs. RHB: .120 (9-for-75)

⚔ Surrendered a run on two hits in 1.0 inning on 7/12 vs. MIA...Has allowed four runs (2 ER) in seven appearances (7.2 IP) since 6/24...Did not yield a run in 12 games (12.2 IP) before this stretch from 5/26-6/22

⚔ His .120 (9-for-75) clip against right-handed batters is the second lowest in the majors (min. 70 BF) behind TEX's Shawn Armstrong (.110)...On 7/6 at ATL, earned the save but allowed a homer to Sean Murphy on an 0-2 pitch, his first surrendered to a righty this season

⚔ His 5.0 inherited runner scored rate (1 IRS, 20 IR) is second lowest in MLB behind teammate Keegan Akin (4.2%)

⚔ His .122 (6-for-49) opponent average with runners in scoring position is fifth lowest in MLB (min. 50 BF)

⚔ Has 56.5 percent whiff rate on his sweeper is the second best on a single pitch in the majors this year (behind NYY's Fernando Cruz's split-finger, 60.2%) while his split-finger has a 54.1 percent whiff rate, fifth best in MLB (min. 100 P)...Opponents are 3-for-37 (.097) with 16 strikeouts off his sweeper and 4-for-33 (.121) with 19 strikeouts off his split-finger

⚔ His 13.9 percent walk rate is the eighth highest among AL relievers

⚔ Did not allow an earned run in a career-high-tying 15 straight games from 5/26-6/30 (also 4/18 [G1] -5/21/23)

⚔ Has allowed a .298/.420/.544 (17-for-57) slash line to opposing hitters with the bases empty compared to a .127/.225/.152 (10-for-79) with runners on base

39 • ANDREW KITTREDGE • RHP

1-1 • 4.18 ERA • 23 G

WHIP: 1.14

K/9: 8.75

BB/9: 2.28

vs. ALL: .228 (21-for-92)

vs. LHB: .292 (14-for-48)

vs. RHB: .159 (7-for-44)

⚔ Allowed two runs on two hits (1 HR) with one strikeout in 1.0 inning on 7/11 vs. MIA...Marked his third home run surrendered this season, all in 15 games since 6/14

⚔ His 12 appearances since 6/21 are tied with SF's Tyler Rogers for the most in the majors during that time

⚔ Tossed six consecutive perfect outings from 6/30-7/10 (G2)

⚔ Has limited right-handed hitters to an .100 (2-for-20) clip in nine outings since 6/23, though two of his last three hits allowed to righties since 6/21 have been homers

⚔ Has held the opposition to a .183 (11-for-60) average with zero and one outs, compared to .313 (10-for-32) with two outs

⚔ Opponents are 2-for-20 (.100) with zero extra-base hits on his sinker, but has not struck out a batter with the pitch this season

⚔ Nine of his 12 runs surrendered this season came in an eight-game stretch from 6/14-28...On 6/18 at TB, permitted four hits for the first time since 10/1/21 at NYY (also 4 H), while allowing four runs for the third time in his career (6 R, 5/13/18 at BAL & 4 R, 9/27/18 vs. NYY)...33.3 percent of the runs he has allowed this season (4-of-12) came in the outing

⚔ Has allowed a .154/.195/.333 (6-for-39) slash line when pitching with a lead compared to a .317/.364/.512 (13-for-41) when the team is behind

⚔ Reinstated from the 15-day Injured List on 5/21...Opened the season on the IL after undergoing left knee debridement on 4/7

60 • COLIN SELBY • RHP

0-0 • 3.18 ERA • 4 G

WHIP: 1.06

K/9: 15.88

BB/9: 1.59

vs. ALL: .227 (5-for-22)

vs. LHB: .273 (3-for-11)

vs. RHB: .182 (2-for-11)

⚔ Recalled from Triple-A Norfolk between games of Thursday's doubleheader, his fifth stint on the big league roster (4/9-14, 4/26, 5/8-11, 6/16)

⚔ Has posted a 2.38 ERA (6 ER/22.2 IP) with 12 walks and 31 strikeouts in 22 appearances with the Tides...Since being optioned on 6/17, has worked six scoreless appearances (6.0 IP) with two hits and three walks while striking out eight...Has held opponents to a .105 AVG and a 0.83 WHIP in those games

⚔ In his last MLB appearance on 6/16 at TB, struck out five batters, the most by a primary O's reliever this season

⚔ In 30 career MLB appearances (5 GS), has limited right-handed hitters to a .220 (18-for-82) clip compared to .311 (19-for-61) against left handers

65 • GREGORY SOTO • LHP

0-2 • 3.74 ERA • 42 G

WHIP: 1.25

K/9: 10.69

BB/9: 4.01

vs. ALL: .220 (27-for-123)

vs. LHB: .154 (8-for-52)

vs. RHB: .268 (19-for-71)

⚔ Allowed one hit in 0.1 inning on 7/12 vs. MIA...Allowed the first run of the game, an inherited runner in the seventh inning...The lone out came on an outfield assist following the go-ahead hit

⚔ Has retired 66.7% (28-of-42) first batter faced...Has allowed five hits, five walks, and hit four batters in those spots this season

⚔ Has completed 1.0 inning in one of his six appearances this month (1.0 IP, 7/10 [G2] vs. NYM)

⚔ Since 6/4, left-handed hitters are 0-for-17 with 12 strikeouts against him, but he's issued two walks and hit three lefties during that time

⚔ Suffered his first blown save of the year after allowing one run on one walk with one strikeout on 6/24 vs. TEX

⚔ Opponents are slashing .137/.297/.216 (7-for-51) over his last 21 appearances since 5/25 after they batted .327/.382/.531 (16-for-49) in his 14 prior outings

⚔ His 18 holds are the second most in his career (2023; 24 HLD)

⚔ Has a 48.0 percent whiff rate on his slider, but both of the homers he has allowed this season have come on the offering

86 • GRANT WOLFRAM • LHP

1-0 • 5.40 ERA • 3 G

WHIP: 1.80

K/9: 13.50

BB/9: 5.40

vs. ALL: .286 (4-for-14)

vs. LHB: .200 (1-for-5)

vs. RHB: .333 (3-for-9)

⚔ Recalled from Triple-A Norfolk today, marking his fourth stint on the active roster this season (7/10, 6/17, 4/26-27)

⚔ Earned his first major league win after firing 2.0 scoreless inning with one hit and a career-high four strikeouts on 7/10 (G1) vs. NYM...Was appointed as the 27<sup>th</sup> player for the doubleheader earlier in the day

⚔ Made his MLB debut on 4/26 (G2) at DET, pitching 0.1 inning on one hit with one walk...Allowed an inherited runner to score

⚔ Has gone 1-4 with a 3.62 ERA (11 ER/27.1 IP) on eight walks and 29 strikeouts across 24 relief appearances with Norfolk this season...Has 12 straight minor league outings (14.0 IP) without surrendering an earned run since 5/29 (G2)

⚔ Was acquired by the Orioles on 4/7 from the Milwaukee Brewers in exchange for minor league OF Daz Cameron and cash considerations

ORIOLES PUBLIC RELATIONS DEPARTMENT 333 W. CAMDEN ST., BALTIMORE, MD 21201 410-547-6150 ORIOLESPR@ORIOLES.COM @ORIOLESPR

17 • COLTON COWSER • OF (L)	.226 • 8 HR • 18 RBI
Current Streak: 1 G (1-3; since 7/12)	2025 High: 4 G (4x, last: 6/29-7/2)
Last Game: 1-3, HBP, K, 2 SB	Homestand: 5 G, 5-18, R, RBI, HBP, 4 K, 2 SB
🐦 Yesterday vs. MIA, recorded his first career multi-steal game (2 SB)	
🐦 Is 9-for-22 (.409) w/RISP since 6/18 after opening the year 0-for-8	
🐦 Has three homers on 0-2 pitches...Joins SD's Manny Machado (4 HR) and DET's Javier Báez/NYM's Francisco Lindor (both 3 HR) as the only major leaguers with at least three homers in an 0-2 count this season...Batting .263 (5-for-19) in 0-2 counts	
🐦 On 6/30 at TEX, his solo homer had an exit velocity of 113.7 mph, the hardest-hit homer by an Oriole this season...Since the start of 2024, has three of the four hardest-hit home runs by the Orioles	
🐦 On 6/27 vs. TB, set career highs in runs (4), doubles (3), and times on base (5)	
🐦 From 6/17-19, homered in three consecutive games with a plate appearance for the second time in his career (also 6/25-28/24, 3 G)	
🐦 On 6/7 at ATH, hit the furthest homer of his career (455 ft.), marking the furthest hit by an Oriole at the time since 8/8/23 vs. HOU (472 ft., Mountcastle)	
🐦 From 3/31-6/1, missed 54 games on the IL due to a left thumb fracture...Team went 20-34 during that time	

2 • GUNNAR HENDERSON • INF (L)	.281 • 11 HR • 31 RBI
Current Streak: 5 G (8-17; since 7/8)	2025 High: 14 G (6/5-20)
Last Game: 2-4, 2 2B	Homestand: 5 G, 8-17, 3 2B, HR, 4 R, 2 RBI, 2 BB, 3 K
🐦 Has 90+ hits, 30+ walks, and 10+ SB before the All-Star break for the second straight year...The only other Orioles to do so in consecutive seasons are Brian Roberts (3, 2007-09) and Brady Anderson (2, 1996-97)	
🐦 Is batting .347 (26-for-75) with six doubles, one triple, two home runs, and seven RBI in his last 20 games at Camden Yards since 5/30	
🐦 His .360 (9-for-25) batting average with runners in scoring position and two outs ranks sixth in the AL and 11 <sup>th</sup> in MLB (min. 25 AB)	
🐦 Is 14-for-39 (.359) with nine RBI off lefties since 6/7...Opened the year 10-for-72 (.139)	
🐦 On 7/10 (G1) vs. NYM, hit his first career pinch-hit homer...Was the first go-ahead pinch-hit home run in the eighth inning or later by an Oriole since Hyun Soo Kim (9/28/16 at TOR)	
🐦 On 6/30 at TEX, drove in all four of his runs in extra innings, becoming the first Oriole in team history with four RBI in extra innings without hitting a grand slam	
🐦 On 6/27 vs. TB, tallied his fifth career game with at least one triple and one home run (last: 5/9 at LAA, 3B & HR)...Since 2023, his five such games are tied for third most in MLB behind LAD's Shohei Ohtani and CIN's Elly De La Cruz (both 7 G)	
🐦 From 6/6-21, hit safely in a career-high 14 straight games	
🐦 On 5/30 vs. CWS, recorded his 400 <sup>th</sup> career hit, becoming the sixth Oriole to do so before turning 24, (Machado, Ripken, Jr., Murray, Powell, & B. Robinson)	

7 • JACKSON HOLLIDAY • INF (L)	.259 • 12 HR • 38 RBI
Current Streak: 2 G (2-9; since 7/11)	2025 High: 10 G (5/14 [G2]-5/24[G1])
Last Game: 1-4, 2 K	Homestand: 5 G, 5-21, 2B, HR, 3 R, 2 RBI, BB, HBP, 6 K
🐦 His 89 hits this year are the second most by an Oriole who is 21 years old or younger prior to the All-Star break, trailing Eddie Murray (97 H, 1977)	
🐦 Has an .835 OPS in 41 games at OPACY compared to a .623 OPS in 46 road games	
🐦 Ranks among AL second basemen in hits (2 <sup>nd</sup> , 89), triples (T-2 <sup>nd</sup> , 2), total bases (3 <sup>rd</sup> , 143), extra-base hits (3 <sup>rd</sup> , 28), batting average (4 <sup>th</sup> , .259), and steals (T-4 <sup>th</sup> , 9)	
🐦 Slashing .369/.406/.554 (48-for-130) with 14 XBH (9 2B, 5 HR) from innings 1-3, and .192/.251/.332 (41-for-214) with 14 XBH (5 2B, 2 3B, 7 HR) from the fourth inning on	
🐦 On 7/6 at ATL, had a career-high-tying four hits (also 8/16/24 vs. BOS)...Also had a career-high-tying two extra-base hits (6x, last: 6/23 vs. TEX)	
🐦 From 6/14-30, reached base safely in a career-best 15 straight games	
🐦 On 6/23 vs. TEX, had a career-high-tying four RBI (3x, last: 4/16/25 vs. CLE)	
🐦 On 5/31 vs. CWS, hit his first career leadoff homer...Became the second-youngest Oriole to hit a leadoff home run behind Paul Blair (21y, 075d on 4/17/65 at BOS & 21y, 100d on 5/12/65 vs. CLE)	
🐦 From 5/14 (G2)-5/24 (G1), had a career-best 10 game hitting streak	

70 • ALEX JACKSON • C (R)	.500 • 0 HR • 1 RBI
Current Streak: 2 G (3-7; since 8/30/24)	2025 High: 1 G (current streak)
Last Game: 0-0 (Def. in 9 <sup>th</sup> )	Homestand: 3 G, 2-4, 2 2B, 2 R, RBI, K
🐦 On 7/10 (G2) vs. NYM, had a career-high-tying two doubles (also 7/12/24 vs. CLE)...His two runs also matched a career-high (9x, last: 8/18/24 vs. AZ)	
🐦 On 7/8 vs. NYM, made his Orioles debut in the 10 <sup>th</sup> inning...Became the sixth different player to appear at catcher this season for the O's, tying the franchise record (1986, 1962, 1960)	
🐦 On 7/6, was acquired from NYY in exchange for international bonus pool space and a player to be named later or cash considerations	
🐦 Hit .226/.308/.463 (37-for-164) with seven doubles, one triple, 10 home runs, 31 runs scored, and 34 RBI in 44 games with Triple-A Scranton/Wilkes-Barre	
🐦 Prior to making his season debut on 7/8 vs. NYM, he last appeared in the majors with TB on 8/30/24 before being designated for assignment on 9/5/24...Signed a minor league contract with CIN on 11/8/24 and traded to NYY on 12/20/24	

12 • RAMÓN LAUREANO • OF (R)	.279 • 10 HR • 34 RBI
Current Streak: 2 G (4-8; since 7/11)	2025 High: 6 G (6/23-30)
Last Game: 1-4	Homestand: 5 G, 6-18, 2B, R, 6 RBI, BB, SB
🐦 Has gone 20 straight at-bats without a strikeout, the sixth-longest active run in MLB	
🐦 Is 12-for-32 (.375) with three doubles and one homer in 11 career games vs. MIA	
🐦 Is 15-for-39 (.385) with RISP since 5/16...Opened the year 1-for-25 (.040) with RISP	
🐦 His .922 OPS against right-handers is the second highest by a right-handed hitter in the AL (min. 140 PA) behind NYY's Aaron Judge (1.151)	
🐦 His seven outfield assists are tied for fourth in MLB...Since 2018, his 56 outfield assists are third in MLB behind Teoscar Hernandez (69) and Hunter Renfroe (65)	
🐦 From 7/8-11, had 1+ RBI in a season-high four straight games, tied with Jackson Holliday (5/20-24) for the longest such streak by an Oriole this season	
🐦 On 6/30 at TEX, tied career highs in hits (4) and doubles (3)...Marked his fifth four-hit game (last: 5/16/25 vs. WSH) and second three-double effort (6/21/24 at NYY)	
🐦 From 6/23-30, scored 1+ run in six straight games, the longest run by an Oriole since Jackson Holliday (9 G) from 4/23-8/8/23...Scored a career-high four runs on 6/27 vs. TB	
🐦 From 5/21-6/5, missed 14 games on the 10-day Injured List (left ankle sprain)	

16 • COBY MAYO • INF (R)	.205 • 1 HR • 9 RBI
Current Streak: 0-for-last-8 (since 6/30)	2025 High: 4 G (6/27-30)
7/10 (G1) vs. NYM: 0-2, K	Homestand: 1 G, 0-2, K
🐦 Is 11-for-42 (.262) with four doubles, one homer, and eight RBI in 14 games since 6/14	
🐦 Is 7-for-30 (.233) off southpaws...Hit .500 (11-for-22) with three doubles, one triple, five home runs and 10 RBI against left-handed pitchers with Triple-A Norfolk	
🐦 On 7/1 at TEX, had his career-high four-game hitting streak snapped after striking out as a pinch-hitter	
🐦 On 6/27 vs. TB, hit his first major league home run in the eighth inning and set a career high with four RBI...Had driven in four total runs in his career entering 6/27	
🐦 On 5/31, was recalled from Norfolk, marking his second stint on the active roster	

31 • CEDRIC MULLINS • OF (L)	.213 • 13 HR • 41 RBI
Current Streak: 0-for-last-5 (since 7/11)	2025 High: 6 G (4/18-24)
Last Game: 0-3	Homestand: 5 G, 3-14, 2B, 2 R, BB, 3 K, 3 SB
🐦 Is one home run shy of 100 for his career...With his next home run, he would become the third Oriole to reach 100 career homers and 100 stolen bases, joining Brady Anderson (209 HR, 307 SB) and Paul Blair (126 HR, 167 SB)	
🐦 Owns an .839 OPS vs. LHP, the fourth-highest mark by any left-handed hitter in the AL (min. 75 PA)...Has three homers off lefties this year after having one last season	
🐦 His 4.26 pitches/PA are third in the AL (HOU's Paredes: 4.42 & LAA's Trout: 4.40)	
🐦 Owns a career-high 10.4 percent walk rate...Has never had a walk rate above 9.5 percent (2023) in his career	
🐦 From 7/8-11, stole a base in three straight games (w/1+ PA) for the third time in his career (4 G, 8/26-30 & 3 G, 4/13-15/23)	
🐦 On 7/5 at ATL, reached base three times (2B, 2 BB) for the first time since 4/28 vs. NYY	
🐦 Reinstated from the 10-day Injured List (right hamstring strain) on 6/10...Was placed on the 10-day IL on 5/30, retroactive to 5/29	

32 • RYAN O'HEARN • INF/OF (L)	.288 • 11 HR • 34 RBI
Current Streak: 2 G (3-7; since 7/11)	2025 High: 10 G (5/21-31)
Last Game: 1-3, BB	Homestand: 5 G, 4-13, 2 2B, 2 R, 4 RBI, 5 BB, K
🐦 Has drawn 1+ walk in 11 of his last 17 games since 6/22...His 14 walks during that period are tied for sixth most in the majors	
🐦 His five OAA lead the Orioles...Has recorded six OAA at first base, second most among AL first basemen behind CLE's Carlos Santana (7)	
🐦 Hitting .329 (46-for-140) with six doubles and seven home runs off fastballs	
🐦 Is 18-for-35 (.514) with five doubles and four homers on the first pitch of an at-bat	
🐦 Is 1-for-21 (.048) vs. left-handed pitcher since 6/1...Opened the year 10-for-29 (.345)	
🐦 Since 2019, ranks among all qualified MLB PHs in OPS (2 <sup>nd</sup> , .885), SLG (2 <sup>nd</sup> , .500), OBP (3 <sup>rd</sup> , .385), and hits (4 <sup>th</sup> , 30)	
🐦 Selected to his first career All-Star Game, becoming the second O's designated hitter in franchise history to be voted an All-Star starter, joining Nelson Cruz (2014)	
🐦 From 7/5-10 (G2), drew 1+ walk in a career-high five straight games, tied with Cedric Mullins (4/12-17) for the longest run by an Oriole this year	
🐦 On 6/25 vs. TEX, capped off back-to-back-to-back homers (7 <sup>th</sup> inn.), the O's first time accomplishing the feat since 8/6/17 vs. DET (Schoop, Davis, Mancini)	
🐦 From 5/21-31, hit safely in a career-best 10 straight games...From 5/14 (G2)-6/3, reached base safely in a career-high 19 straight games	

9 • TYLER O'NEILL • OF (R)	.176 • 3 HR • 11 RBI
Current Streak: 0-4 (since 7/12)	2025 High: 2 G (2x, last: 4/4-5)
Last Game: 0-4	Homestand: 4 G, 1-14, BB, HBP, 3 K
🐦 In six games since returning from the IL on 7/4, is 3-for-22 (.136) with one home run	
🐦 Has registered five outfield assists in 30 games this season after totaling four in 2024	
🐦 Four of his seven extra-base hits (2 2B, 3B, HR) have come off fastballs	
🐦 On 7/5 at ATL, snapped a 12-game homerless stretch, his first homer since 4/13 vs. TOR	
🐦 On 7/4, was reinstated from the 10-day Injured List (left shoulder impingement)...Placed on the IL on 5/16...Marked his second stint on the IL this season (also 4/24-5/8, neck inflammation)	
🐦 On 3/27 at TOR, homered for a sixth consecutive Opening Day, an MLB record...Reached base safely a career-high five times, becoming the first player to reach base safely five times in his first game with the club in team history (since 1954)	
🐦 His eight hits through his first four games were the most by an Oriole through his first four games with the club since Jose Iglesias in 2020 (also 8 H)	

25 • JACOB STALLINGS • C (R)	.143 • 0 HR • 8 RBI
Current Streak: 0-for-last-7 (since 7/10 [G1])	2025 High: 4 G (4/20 [G2]-25)
Last Game: 0-2	Homestand: 4 G, 1-12, 3 K
🐦 Is six hits shy of 400 for his career	
🐦 On 7/5 at ATL, delivered a two-run double in the 10 <sup>th</sup> inning for his first hit and RBI with the O's...Entered in the fifth inning after Gary Sánchez left due to injury	
🐦 On 7/1 at TEX, made his Orioles debut as a pinch hitter...Had his contract selected from Triple-A Norfolk earlier that day...Signed to a minors deal on 6/24	
🐦 On 6/6, was released by COL after going 12-for-84 (.143) with three doubles, six RBI, and four runs scored in 29 games	

29 • RAMÓN URÍAS • INF (R)	.244 • 6 HR • 29 RBI
Current Streak: 0-for-last-18 (since 7/1)	2025 High: 11 G (5/17-28)
Last Game: 0-1 (PH in 8 <sup>th</sup> )	Homestand: 4 G, 0-10, K
🐦 Is 0-for-17 in his last five games since 7/2 after going 9-for-27 (.333) with two doubles, one homer, and five RBI in his previous seven games	
🐦 Owned a 9.8 percent walk rate through his first 40 games but has walked twice in 25 games since 6/8, recording a 2.2 percent walk rate (2 BB/88 PA) in that span	
🐦 Is 2-for-7 (.286) with two RBI as a pinch hitter this year...His career .378 (14-for-37) average as a pinch hitter is fourth highest among all active MLB players (min. 30 AB) behind MIN's Ryan Jeffers (.400, 12-for-30), SD's Jose Iglesias (.394, 13-for-33), and TOR's Ernie Clement (.382)	
🐦 From 5/17-28, hit safely in a career-best 11 straight games	
🐦 On 5/14, was reinstated from the 10-day Injured List (right hamstring strain)...Was placed on the IL on 5/3 (retro to 5/1)	

52 • LUIS VÁZQUEZ • INF (R)	.091 • 0 HR • 1 RBI
Current Streak: 0-2 (since 7/10 [G1])	2025 High: 1 G (6/30)
7/10 (G1) vs. NYM: 0-2	Homestand: 1 G, 0-2
🐦 On 7/1 at TEX, made his third pitching appearance of the year, the most by a primary Orioles position player in a season since 2019 (Wilkerson, 4 G)...Has thrown 3.1 scoreless frames this year	
🐦 On 6/30 at TEX, recorded his first hit, RBI, and run scored as an Oriole	
🐦 On 6/28 vs. TB, became the first Orioles position player to pitch 2.0+ innings since Stevie Wilkerson on 7/20/19 vs. BOS (2.0 IP)	
🐦 On 6/21 at NY, made his first career pitching appearance (1.0 IP, BB)	
🐦 On 6/14 vs. LAA, made his Orioles debut as a pinch-runner...Had his contract selected from Triple-A Norfolk on 6/10...Acquired by the O's from the Cubs on 1/31	

11 • JORDAN WESTBURG • INF (R)	.255 • 10 HR • 21 RBI
Current Streak: 0-4 (since 7/12)	2025 High: 7 G (6/27-7/11)
Last Game: 0-4	Homestand: 5 G, 7-21, HR, 6 R, 4 RBI, BB, 5 K, CS
🐦 In 20 games since returning from the Injured List, is batting .302 (22-for-73) with three doubles, six home runs, 15 RBI, and a .952 OPS	
🐦 Has a team-best six homers this season with two outs ahead of Ryan O'Hearn (4 HR)	
🐦 Is 28-for-85 (.329) with a 1.063 in 21 O's win, compared to 14-for-80 (.175) with a .495 OPS in 22 Baltimore losses	
🐦 From 6/27-7/12, hit safely in a season-high seven straight games	
🐦 On 7/5 at ATL, his 461-foot home run the furthest by an Oriole since Ryan Mountcastle on 8/8/23 vs. HOU (472 ft.)...Homered in consecutive games from 7/4-5 for the third time in his career (last: 6/10-11/25)	
🐦 From 4/27-6/9, missed 38 games on the 10-day Injured List (left hamstring strain)	
🐦 On 3/29 at TOR, tallied his first career multi-homer game	





ADDITIONAL HITTER INFO																			
			MULTI-HIT GAMES					MULTI-RBI GAMES						LAST HR (DATE/PITCHER)		MULTI-HR GAMES			
	vs. LHP	vs. RHP	2	3	4	5	TOTAL	2	3	4	5	6+	TOTAL			2025	CAREER	LAST (HRS)	
Colton Cowser	.167	.247	3	1	-	-	4	2	2	-	-	-	4	7/5/25 at ATL (Dodd)		-	2	9/20/24 vs. DET (2)	
Gunnar Henderson	.216	.314	23	4	1	-	28	6	-	1	-	-	7	7/10/25 (G1) vs. NYM (Stanek)		-	2	6/21/24 at HOU (2)	
Jackson Holliday	.247	.263	12	8	1	-	21	5	1	2	-	-	8	7/8/25 vs. NYM (Carrillo)		1	1	5/4/25 vs. KC (2)	
Alex Jackson	1.000	.333	1	-	-	-	1	-	-	-	-	-	-	7/27/24 vs. CIN (Abbott)		-	-	-	
Ramón Laureano	.243	.299	9	3	2	-	14	5	3	-	-	-	8	6/28/25 vs. TB (Rock)		1	5	4/19/25 vs. CIN (2)	
Coby Mayo	.233	.188	3	-	-	-	3	-	-	1	-	-	1	6/27/25 vs. TB (Caballero)		-	-	-	
Cedric Mullins	.278	.190	13	1	-	-	14	5	2	2	1	-	10	7/4/25 at ATL (Strider)		1	6	3/27/25 at TOR (2)	
Ryan O’Hearn	.220	.303	15	4	1	-	20	5	3	-	-	-	8	6/24/25 vs. TEX (Martin)		-	2	8/25/19 at CLE (2)	
Tyler O’Neill	.103	.205	1	1	1	-	3	1	1	-	-	-	2	7/5/25 at ATL (Bummer)		-	12	9/9/24 vs. BAL (2)	
Jacob Stallings	.057	.186	1	-	-	-	1	2	1	-	-	-	3	9/15/24 vs. CHC (Hendricks)		-	-	-	
Ramón Urías	.259	.240	11	3	-	-	14	4	1	-	-	-	5	6/24/25 vs. TEX (Martin)		-	1	7/15/22 at TB (2)	
Luis Vázquez	.125	.000	-	-	-	-	-	-	-	-	-	-	-	-		-	-	-	
Jordan Westburg	.250	.256	5	4	1	-	10	4	2	-	-	-	6	7/10/25 (G2) vs. NYM (Waddell)		1	1	3/29/25 at TOR (2)	

O's HITTERS															2025 vs. MIAMI MARLINS															CAREER vs. MIAMI MARLINS														
PLAYER	G	AB	R	H	2B	3B	HR	RBI	BB	IBB	SO	AVG	OBP	SLG	G	AB	R	H	2B	3B	HR	RBI	BB	IBB	SO	AVG	OBP	SLG																
Colton Cowser	2	7	0	1	0	0	0	0	0	0	2	.143	.250	.143	7	21	4	5	1	0	1	7	3	0	7	.238	.385	.429																
Gunnar Henderson	2	6	1	3	2	0	0	0	2	0	1	.500	.625	.833	8	27	3	6	3	0	1	2	5	0	5	.222	.333	.444																
Jackson Holliday	2	9	1	2	1	0	0	0	0	0	4	.222	.222	.333	2	9	1	2	1	0	0	0	0	0	4	.222	.222	.333																
Alex Jackson	1	0	0	0	0	0	0	0	0	0	0	-	-	-	7	16	1	1	0	0	0	0	0	0	7	.063	.167	.063																
Ramón Laureano	2	8	0	4	1	0	0	2	0	0	0	.500	.500	.625	11	32	5	12	3	0	1	5	0	0	4	.375	.375	.563																
Coby Mayo																																												
Cedric Mullins	2	7	0	1	0	0	0	0	0	0	1	.143	.143	.143	12	32	4	9	0	0	2	3	3	1	5	.281	.343	.469																
Ryan O'Hearn	2	7	0	3	1	0	0	2	1	0	0	.429	.500	.571	11	33	2	10	3	0	0	4	4	0	6	.303	.378	.394																
Tyler O'Neill	2	8	0	1	0	0	0	0	0	0	0	.125	.125	.125	14	53	7	12	3	0	0	4	6	0	16	.226	.305	.283																
Jacob Stallings	3	9	0	0	0	0	0	0	0	0	2	.000	.000	.000	18	58	6	14	3	0	1	12	8	1	11	.241	.333	.345																
Ramón Urías	1	1	0	0	0	0	0	0	0	0	0	.000	.000	.000	8	21	3	3	2	0	0	2	3	0	8	.143	.250	.238																
Luis Vázquez															1	0	0	0	0	0	0	0	0	0	0	-	1.000	-																
Jordan Westburg	2	8	3	3	0	0	0	1	0	0	1	.375	.375	.375	7	29	4	4	0	0	0	2	0	0	7	.138	.138	.138																

O's PITCHERS															2025 vs. MIAMI MARLINS															CAREER vs. MIAMI MARLINS														
PLAYER	W	L	SV	G	GS	INN	H	R	ER	HR	BB	K	ERA	AVG	W	L	SV	G	GS	INN	H	R	ER	HR	BB	K	ERA	AVG																
Félix Bautista															0	0	2	2	0	2.0	0	0	0	0	3	0.00	.000																	
Scott Blewett	0	0	0	1	0	1.0	4	4	4	1	0	0	36.00	.571	0	1	0	3	0	4.0	7	7	6	1	3	3	13.50	.389																
Yennier Cano	0	0	0	1	0	1.0	0	0	0	0	0	1	0.00	.000	1	0	0	4	0	3.1	3	1	1	1	0	3	2.70	.231																
Seranthony Domínguez	0	0	0	1	0	1.0	2	1	1	0	0	0	9.00	.400	2	1	6	22	0	22.1	20	9	9	4	8	29	3.63	.230																
Andrew Kittredge	0	0	0	1	0	1.0	2	2	2	1	0	1	18.00	.400	2	0	0	5	0	7.0	10	7	4	1	1	4	5.14	.370																
Dean Kremer	1	0	0	1	1	7.0	3	0	0	0	1	7	0.00	.125	2	0	0	2	2	13.0	5	1	1	0	3	15	0.69	.114																
Charlie Morton															14	7	0	27	27	157.2	141	77	71	11	53	151	4.05	.244																
Trevor Rogers	0	1	0	1	1	6.2	2	1	1	0	2	8	1.35	.091	0	1	0	1	1	6.2	2	1	1	0	2	8	1.35	.091																
Colin Selby															0	1	0	1	0	0.0	4	4	4	0	1	0	-	1.000																
Gregory Soto	0	0	0	1	0	0.1	1	0	0	0	0	0	0.00	1.000	1	2	0	11	0	9.0	10	6	4	1	4	10	4.00	.294																
Tomoyuki Sugano																																												
Grant Wolfram																																												
Brandon Young																																												

RECENT TRANSACTIONS	
7/11	Recalled <b>LHP Grant Wolfram</b> from Triple-A Norfolk...Designated <b>RHP Corbin Martin</b> for assignment
7/10	Acquired a Competitive Balance Round A pick (No. 37) in the 2025 First-Year Player Draft from the Tampa Bay Rays in exchange for <b>RHP Bryan Baker</b> ...Appointed <b>LHP Grant Wolfram</b> from Triple-A Norfolk as the 27 <sup>th</sup> man for the doubleheader...Selected the contract of <b>C David Bañuelos</b> from Triple-A Norfolk...Recalled <b>RHP Colin Selby</b> from Triple-A Norfolk (between DH games)...Optioned <b>C David Bañuelos</b> <sup>1</sup> to Triple-A Norfolk (between DH games)...Returned <b>LHP Grant Wolfram</b> to Triple-A Norfolk (postgame G2).
7/6	Selected the contract of <b>C Alex Jackson</b> from Triple-A Norfolk...Placed <b>C Gary Sánchez</b> (right knee sprain) on the 10-day Injured List...Transferred <b>INF Jorge Mateo</b> (left hamstring strain) to the 60-day Injured List.
7/4	Reinstated <b>OF Tyler O’Neill</b> (left shoulder impingement) from the 10-day Injured List.
7/2	Recalled <b>RHP Yennier Cano</b> from Triple-A Norfolk...Selected the contract of <b>RHP Corbin Martin</b> from Triple-A Norfolk...Placed <b>LHP Keegan Akin</b> (left shoulder inflammation) on the 15-day Injured List, retroactive to 7/1...Designated <b>RHP Matt Bowman</b> for assignment...Optioned <b>OF Dylan Carlson</b> <sup>4</sup> to Triple-A Norfolk (postgame).
7/1	Recalled <b>OF Dylan Carlson</b> from Triple-A Norfolk...Selected the contract of <b>C Jacob Stallings</b> from Triple-A Norfolk...Placed <b>C Chadwick Tromp</b> (lower back strain) on the 10-day Injured List...Designated <b>INF Emmanuel Rivera</b> for assignment... <b>RHP Kyle Tyler</b> elected free agency in lieu of accepting an outright assignment to Triple-A Norfolk...Transferred the rehab assignment of <b>OF Tyler O’Neill</b> (left shoulder impingement) to Triple-A Norfolk.
6/30	Recalled <b>RHP Brandon Young</b> from Triple-A Norfolk...Placed <b>RHP Zach Eflin</b> (low back discomfort) on the 15-day Injured List, retroactive to 6/29.
6/29	Selected the contract of <b>RHP Matt Bowman</b> from Triple-A Norfolk...Optioned <b>RHP Kade Strowd</b> <sup>3</sup> to Triple-A Norfolk...Reinstated <b>RHP Luis F. Castillo</b> from the minor league 7-day Injured List and designated him for assignment.
6/28	Selected the contract of <b>INF Emmanuel Rivera</b> from Triple-A Norfolk...Optioned <b>OF Dylan Carlson</b> <sup>3</sup> to Triple-A Norfolk...Designated <b>RHP Kyle Tyler</b> for assignment.
6/27	Recalled <b>RHP Kade Strowd</b> from Triple-A Norfolk.
6/26	<b>LHP Cade Povich</b> (left hip inflammation) began a rehab assignment with Triple-A Norfolk...Optioned <b>RHP Brandon Young</b> <sup>2</sup> to Triple-A Norfolk.
6/25	Recalled <b>RHP Brandon Young</b> from Triple-A Norfolk.
6/24	Transferred the rehab assignment of <b>OF Tyler O’Neill</b> (left shoulder impingement) to Double-A Chesapeake...Optioned <b>RHP Yaramil Hiraldo</b> <sup>2</sup> to Triple-A Norfolk (postgame).
6/23	Selected the contract of <b>C Chadwick Tromp</b> from Triple-A Norfolk...Placed <b>C Maverick Handley</b> on the 7-day concussion Injured List...Transferred <b>INF Ryan Mountcastle</b> (right hamstring strain) to the 60-day Injured List.
6/22	Recalled <b>RHP Yaramil Hiraldo</b> from Triple-A Norfolk... <b>OF Tyler O’Neill</b> (left shoulder impingement) began a rehab assignment with High-A Aberdeen.
6/21	Recalled <b>C Maverick Handley</b> from Triple-A Norfolk...Placed <b>C Adley Rutschman</b> (left oblique strain) on the 10-day Injured List, retroactive to 6/20...Optioned <b>RHP Yennier Cano</b> <sup>4</sup> to Triple-A Norfolk (postgame).
6/18	Recalled <b>LHP Trevor Rogers</b> from Triple-A Norfolk...Optioned <b>LHP Grant Wolfram</b> <sup>2</sup> to Triple-A Norfolk.

EUTAW STREET HOME RUNS			
DATE	PLAYER (Team)	OPP. (Pitcher)	DISTANCE
6/28	Jonathan Aranda (TB)	BAL (Eflin)	467 ft.
4/29	Trent Grisham (NYY)	BAL (Gibson)	399 ft.
4/19	Jake Fraley (CIN)	BAL (Young)	421 ft.
2025 totals - 3 (0 by Orioles, 3 by opponents)			
*Total since 1992 - 134 (64 by Orioles, 70 by opponents)			

O's CHALLENGES			
TEAM	TOTAL	WON	LOST
Orioles	32	13	19
Opponents	20	12	8
SUCCESS RATE			
Orioles 41%			
Opponents 60%			
Last by O's: 7/8 vs. NYM (B8)			
Last by Opp.: 7/4 at ATL (B5)			
Batter/Runner: O'Neill		Force Play (1B)	Out/Confirmed
Batter/Runner: Acuña Jr.		Force Play (1B)	Out/Stands

RECORD BY POSITION									
PLAYER	C	1B	2B	3B	SS	LF	CF	RF	DH
Dylan Carlson	-	-	-	-	-	11-10	2-1	3-4	-
Colton Cowser	-	-	-	-	-	13-12	6-4	-	-
Maverick Handley	7-7	-	-	-	-	-	-	-	-
Gunnar Henderson	-	-	-	-	36-42	-	-	-	2-4
Jackson Holliday	-	-	34-43	-	4-1	-	-	-	2-1
Alex Jackson	1-0	-	-	-	-	-	-	-	-
Heston Kjerstad	-	-	-	-	-	10-15	-	10-10	1-0
Ramón Laureano	-	-	-	-	-	7-12	0-1	17-14	2-3
Jorge Mateo	-	-	1-4	-	0-8	1-0	4-2	-	-
Coby Mayo	-	10-5	-	0-2	-	-	-	-	3-2
Ryan Mountcastle	-	15-28	-	-	-	-	-	-	1-3
Cedric Mullins	-	-	-	-	-	-	31-43	-	1-1
Ryan O’Hearn	-	17-15	-	-	-	0-2	-	4-9	13-16
Tyler O’Neill	-	-	-	-	-	1-0	-	9-14	1-3
Emmanuel Rivera	-	1-3	-	7-7	-	-	-	-	1-0

2025 BY THE NUMBERS			
	HOME	AWAY	TOTAL
Overall	22-24	21-27	43-51
MONTH	HOME	AWAY	TOTAL
March (5)	1-0	2-2	3-2
April (25)	6-7	3-9	9-16
May (27)	4-10	5-8	9-18
June (27)	8-5	8-6	16-11
July (25)	3-2	3-2	6-4
August (28)	-	-	-
September (25)	-	-	-
TOTAL (162)	22-24	21-27	43-51
DAY OF WEEK	HOME	AWAY	TOTAL
Monday (14)	4-0	2-2	6-2
Tuesday (23)	0-6	2-5	2-11
Wednesday (25)	3-5	2-5	5-10
Thursday (18)	3-3	4-1	7-4
Friday (26)	3-2	3-4	8-6
Saturday (28)	4-4	5-5	9-9
Sunday (27)	3-4	3-5	6-9
TOTAL (162)	22-24	21-27	43-51
VS. AL EAST	HOME	AWAY	TOTAL
Boston Red Sox (13)	1-2	2-2	3-4
New York Yankees (13)	2-1	1-2	3-3
Tampa Bay Rays (13)	2-1	2-2	4-3
Toronto Blue Jays (13)	1-1	2-2	3-3
TOTAL (52)	6-5	7-8	13-13
VS. AL CENTRAL	HOME	AWAY	TOTAL
Chicago White Sox (7)	3-0	-	3-0
Cleveland Guardians (7)	2-1	-	2-1
Detroit Tigers (6)	1-2	0-3	1-5
Kansas City Royals (6)	1-2	1-2	2-4
Minnesota Twins (6)	0-3	0-3	0-6
TOTAL (32)	7-8	1-8	8-16
VS. AL WEST	HOME	AWAY	TOTAL
Houston Astros (7)	-	-	-
Los Angeles Angels (6)	3-0	2-1	5-1
Oakland Athletics (6)	-	1-2	1-2
Seattle Mariners (6)	-	3-0	3-0
Texas Rangers (7)	1-2	1-2	2-4
TOTAL (32)	4-2	7-5	11-7
VS. NL EAST	HOME	AWAY	TOTAL
Atlanta Braves (3)	-	3-0	3-0
Miami Marlins (3)	1-1	-	1-1
New York Mets (3)	2-1	-	2-1
Philadelphia Phillies (3)	-	-	-
Washington Nationals (4)	0-3	1-2	1-5
TOTAL (16)	3-5	4-2	7-7
VS. NL CENTRAL	HOME	AWAY	TOTAL
Chicago Cubs (3)	-	-	-
Cincinnati Reds (3)	1-2	-	1-2
Milwaukee Brewers (3)	-	1-2	1-2
Pittsburgh Pirates (3)	-	-	-
St. Louis Cardinals (3)	1-2	-	1-2
TOTAL (15)	2-4	1-2	3-6
VS. NL WEST	HOME	AWAY	TOTAL
Arizona Diamondbacks (3)	-	1-2	1-2
Colorado Rockies (3)	-	-	-
Los Angeles Dodgers (3)	-	-	-
San Diego Padres (3)	-	-	-
San Francisco Giants (3)	-	-	-
TOTAL (15)	-	1-2	1-2

BALTIMORE ORIOLES - WALK-OFF AND MISC. HOME RUNS

Baltimore Orioles Walk-off Wins							
Date	Score	Batter/Runner	Action	RBI	Pitcher	INN	OUTS
-	-	-	-	-	-	-	-

Opponent Walk-off Wins							
Date	Score	Batter/Runner	Action	RBI	Pitcher	INN	OUTS
5/24 (G1)	BAL 5 @ BOS 6	Rafael Devers	1B	1	Gregory Soto	10	1

Baltimore Orioles Back-to-Back Home Runs							
Date	Score	Batters	Pitcher	INN	OUTS		
6/24	TEX 6 @ BAL 5 (10)	Gary Sánchez/Ramón Urias/Ryan O’Hearn	Chris Martin	7	0		
6/14	LAA 5 @ BAL 6	Cedric Mullins/Gary Sánchez	Tyler Anderson	6	0		
6/5	BAL 4 @ SEA 3	Adley Rutschman/Gunnar Henderson	Bryan Woo	6	0		
5/14 (G2)	MIN 8 @ BAL 6	Cedric Mullins/Heston Kjerstad	Simeon Woods Richardson	3	2		
4/19	CIN 5 @ BAL 9	Ramón Laureano/Jordan Westburg	Carson Spiers	7	2		
4/19	CIN 5 @ BAL 9	Cedric Mullins/Gunnar Henderson	Hunter Greene	1	0		
3/27	BAL 12 @ TOR 2	Adley Rutschman/Jordan Westburg	Yariel Rodríguez	8	1		

Opponent Back-to-Back Home Runs							
Date	Score	Batters	Pitcher	INN	OUTS		
5/18	WSH 10 @ BAL 4	Dylan Crews/CJ Abrams	Zach Eflin	2	1		
5/15	MIN 4 @ BAL 0	DaShawn Keirsey Jr./Byron Buxton	Tomoyuki Sugano	3	1		
5/4	KC 11 @ BAL 6	Bobby Witt Jr./Vinnie Pasquantino	Yennier Cano	7	1		
4/29	NY 15 @ BAL 3	Trent Grisham/Aaron Judge/Ben Rice	Kyle Gibson	1	0		
4/17	CLE 2 @ BAL 6	Daniel Schneemann/Austin Hedges	Tomoyuki Sugano	3	0		
4/9	BAL 0 @ AZ 9	Pavin Smith/Josh Naylor	Dean Kremer	5	1		

Baltimore Orioles Grand Slams							
Date	Score	Batter	Pitcher	INN	OUTS		
6/15	LAA 2 @ BAL 11	Gary Sánchez	Connor Brogdon	7	2		
5/14	MIN 8 @ BAL 6	Cedric Mullins	Simeon Woods Richardson	3	2		
4/16	CLE 1 @ BAL 9	Jackson Holliday	Gavin Williams	2	1		

Opponent Grand Slams							
Date	Score	Batter	Pitcher	INN	OUTS		
5/23	BAL 5 @ BOS 19	Rafael Devers	Emmanuel Rivera	8	2		
4/20	CIN 24 @ BAL 2	Noelvi Marte	Jorge Mateo	8	2		

Baltimore Orioles Inside-the-Park Home Runs							
Date	Score	Batter	RBI	Pitcher	INN	OUTS	
-	-	-	-	-	-	-	-

Opponent Inside-the-Park Home Runs							
Date	Score	Batter	RBI	Pitcher	INN	OUTS	
-	-	-	-	-	-	-	-

Baltimore Orioles Pinch-Hit Home Runs							
Date	Score	Batter	RBI	Pitcher	INN	OUTS	
7/10 (G1)	NYM 1 @ BAL 3	Gunnar Henderson	2	Ryne Stanek	8	0	
5/10	BAL 2 @ LAA 5	Ramón Laureano	1	Brock Burke	9	0	

Opponent Pinch-Hit Home Runs							
Date	Score	Batter	RBI	Pitcher	INN	OUTS	
6/18	BAL 8 @ TB 12	Brandon Lowe	2	Yennier Cano	5	2	
5/11	BAL 7 @ LAA 3	Matthew Lugo	1	Félix Bautista	9	2	
5/7	BAL 2 @ MIN 5	Harrison Bader	2	Keegan Akin	7	1	

Baltimore Orioles Leadoff Home Runs							
Date	Score	Batter	Pitcher				
5/31	CWS 2 @ BAL 4	Jackson Holliday	Davis Martin				
4/19	CIN 5 @ BAL 9	Cedric Mullins	Hunter Greene				
4/3	BOS 8 @ BAL 4	Cedric Mullins	Tanner Houck				
3/29	BAL 9 @ TOR 5	Colton Cowser	Max Scherzer				

Opponent Leadoff Home Runs							
Date	Score	Batter	Pitcher				
6/16	BAL 1 @ TB 7	Josh Lowe	Zach Eflin				
5/24 (G1)	BAL 5 @ BOS 6	Jarren Duran	Zach Eflin				
5/18	WSH 10 @ BAL 4	CJ Abrams	Zach Eflin				
4/29	NY 15 @ BAL 3	Trent Grisham	Kyle Gibson				
4/23	BAL 3 @ WSH 4	James Wood	Tomoyuki Sugano				

LAST TIME IT HAPPENED	
<b>BATTING</b>	
Eutaw St. Home Run	Gunnar Henderson, 8/14/24 vs. WSH (Herz)
Opponent	Jonathan Aranda, 6/28/25 vs. TB (Eflin)
Second Deck Home Run in LF at OPACY	Austin Hays, 6/7/22 vs. CHC (Mills)
Opponent	Pete Alonso, 9/2/20 vs. NYM (Means)
Grand Slam	Gary Sánchez, 6/15/25 vs. LAA (Brogdon)
Two Grand Slams in One Game	Reimold, Clevenger, 9/11/15 vs. KC (Herrera, Chamberlain)
Pinch-Hit Home Run	Gunnar Henderson, 7/10/25 (G1) vs. NYM (Stanek)
Pinch-Hit Walk-Off Home Run	Nolan Reimold, 7/24/16 vs. CLE (Allen)
Pinch-Hit Grand Slam	Dwight Evans, 7/26/91 vs. OAK (Nelson)
Inside the Park Home Run	Jorge Mateo, 8/20/23 at OAK (Sears)
LH & RH Home Run, Same Game	Anthony Santander, 8/7/24 at TOR (Francis, Yarbrough)
Individual 2-Home Run Game	Jackson Holliday, 5/4/25 vs. KC (Lorenzen)
Individual 3-Home Run Game	Ryan Mountcastle, 6/19/21 vs. TOR (Manoah, Kay)
Individual 4-Home Run Game	Never
Home Run in Consecutive Games	Jordan Westburg, 7/4-5/25 at ATL
Home Run in 3 Consecutive Games	Colton Cowser, 6/17-19/25 at TB
Home Run in 4 Consecutive Games	Gunnar Henderson, 5/17-20/24 vs. SEA, at STL
Home Run in 5 Consecutive Games	Jonathan Schoop, 7/22-27/18 vs. TOR, BOS, TB
Home Run in 6 Consecutive Games	Chris Davis, 9/26-10/2/12 vs. TOR, BOS, TB
4-Home Run Game, Team	6/27/25 vs. TB
5-Home Run Game, Team	4/19/25 vs. CIN
6-Home Run Game, Team	3/27/25 at TOR
7-Home Run Game, Team	6/2/16 vs. BOS
8+-Home Run Game, Team	6/16/15 vs. PHI (8)
10+-Run Game, Team	6/30/25 at TEX (10)
15+-Run Game, Team	6/27/25 vs. TB (22)
20+-Run Game, Team	6/27/25 vs. TB (22)
Back-to-Back HR	Sánchez/Urias/O’Hearn, 6/24/25 vs. TEX (7 <sup>th</sup> inning)
Back-to-Back HR to Start First Inning	Mullins/Henderson, 4/19/25 vs. CIN
Back-to-Back-to-Back HR	Sánchez/Urias/O’Hearn, 6/24/25 vs. TEX (7 <sup>th</sup> inning)
Back-to-Back-to-Back HR to Start First Inning	Flaherty/Hardy/Markakis, 5/10/12 (G1) vs. TEX
2 Back-to-Back HRs, Same Game	Mullins/Henderson (1 <sup>st</sup> ) & Laureano/Westburg (7 <sup>th</sup> ), 4/19/25 vs. CIN
Leadoff Home Run	Jackson Holliday, 5/31/25 vs. CWS (Martin)
Walk-Off Win	Anthony Santander (HR), 9/19/24 vs. SF (Walker)
Walk-Off Home Run	Anthony Santander, 9/19/24 vs. SF (Walker)
Walk-Off Grand Slam	Manny Machado, 8/18/17 vs. LAA (Middleton)
Walk-Off Home Run, Eutaw St.	Rio Ruiz, 8/11/19 vs. HOU (Osuna)
Home Run, 15 <sup>th</sup> Inning or later	Jonathan Villar, 7/25/19 at LAA (Canning)
Home Run, 17 <sup>th</sup> Inning or later	Adam Jones, 5/6/12 at BOS (McDonald)
Home Run by a Pitcher	Zack Britton, 7/3/11 at ATL (Beachy)
2-Home Run Game by a Pitcher	Milt Pappas, 8/27/61 at MIN (Ramos)
Oriole w/ hit a Home Run for 1 <sup>st</sup> ML hit	Connor Norby, 6/4/24 at TOR (Pearson)
Oriole w/ 2 Home Runs in One Inning	Mark Trumbo, 4/15/16 at TEX (7 <sup>th</sup> inning, Pérez, Faulkner)
Oriole w/ 3 Home Runs in Consecutive Innings	Manny Machado, 8/7/16 at CWS (1 <sup>st</sup> , 2 <sup>nd</sup> , 3 <sup>rd</sup> inning, Shields, Albers)
5-Hit Game	Adley Rutschman, 6/21/24 at HOU
6-Hit Game	Cal Ripken, Jr., 6/13/99 at ATL
5-RBI Game	Cedric Mullins, 3/27/25 at TOR
6-RBI Game	Adley Rutschman, 6/9/24 at TB
7-RBI Game	Ryan Mountcastle, 4/11/23 vs. OAK (9)
8-RBI Game	Ryan Mountcastle, 4/11/23 vs. OAK (9)
9-RBI Game	Ryan Mountcastle, 4/11/23 vs. OAK
<b>PITCHING</b>	
Perfect Game	Never
No-Hitter	5/5/21 at SEA (Means)
1-Hitter	5/26/24 at CWS (Bradish, Coulombe, Cano, Kimbrel)
Complete Game	9/23/22 vs. HOU (Kremer)
Shutout	9/23/22 vs. HOU (Kremer)
Team Shutout	6/23/25 vs. TB (Rogers, Kittredge)
Consecutive CG, Pitcher	Sidney Ponson (2), 5/16-22/04
Consecutive Shutouts, Pitcher	Mike Mussina (2), 9/26-10/1/95
Consecutive CG, Team	5/13-14/11 (Guthrie, Bergesen)
Consecutive Shutouts, Team	4/18-19/23 at WSH
10+ Strikeout Game, Pitcher	Charlie Morton (10), 6/13/25 vs. LAA
15+ Strikeout Game, Pitcher	Erik Bedard (15), 7/7/07 at TEX
10+ Strikeout Game, Team	7/8/25 vs. NYM (13)
15+ Strikeout Game, Team	6/13/25 vs. LAA (15)
4+ Strikeouts in an inning	Mike Cuellar (4), 5/29/70 at CAL
Immaculate Inning	Brandon Young, 7/8/25 vs. NYM (5 <sup>th</sup> inning)
<b>MISCELLANEOUS</b>	
Hit for the Cycle	Cedric Mullins, 5/12/23 vs. PIT (7 <sup>th</sup> in club history)
Steal of Home	Ryan Mountcastle, 5/30/25 vs. CWS
Position Player to Pitch	Emmanuel Rivera, 5/23/25 at BOS (1.0 IP, 8 H, 8 R, 2 BB, HR)
Triple Play Turned	9/18/22, Bottom 3 <sup>rd</sup> at TOR (Chapman batting/Kremer pitching)
	Scoring: 6-4-3 (Mateo-Vavra-Aguilar)
Manager Ejection	Brandon Hyde, 4/13/25 vs. TOR (18 <sup>th</sup> career)
Player Ejection	Ramón Laureano, 5/14/25 (G1) vs. MIN (7 <sup>th</sup> career)
<b>WINNING SWEEPS</b>	
2-Game, at OPACY	September 26-27, 2023 vs. WSH
2-Game, Road	April 18-19, 2023 at WSH
3-Game, at OPACY	June 13-15, 2025 vs. LAA
3-Game, Road	July 4-6, 2025 at ATL
4-Game, at OPACY	July 7-10, 2022 vs. LAA
4-Game, Road	June 7-10, 2024 at TB
Doubleheader	July 10, 2025 vs. NYM

2025 OUTFIELD ASSISTS						
Outfielder	1B	2B	3B	HP	TOTAL	ERRORS (F-T)
Jordyn Adams	-	-	-	-	-	-
Dylan Carlson	-	2	-	1	3	-
Colton Cowser	-	-	1	1	2	1 (0-1)
Cooper Hummel	-	-	-	-	-	-
Heston Kjerstad	-	4	-	-	4	-
Ramón Laureano	-	4	-	3	7	3 (1-2)
Jorge Mateo	-	-	-	-	-	1 (1-0)
Cedric Mullins	-	-	-	-	-	3 (1-2)
Ryan O’Hearn	-	-	-	-	-	-
Tyler O’Neill	1	3	-	1	5	1 (1-0)
Team Totals	1	13	1	6	21	9 (4-5)

2025 CATCHING BREAKDOWN							
	Errors	SB	Pick-offs				
Catcher	F-T-C	PB	CCS-ATT	1B-2B-3B	Inn.	ERA	W-L (GS)
Maverick Handley	0-0-1	0	0-13	0-0-0	120.2	4.25	7-7
Alex Jackson	0-0-0	0	0-3	0-0-0	11.0	5.73	1-0
Adley Rutschman	0-2-0	1	8-39	0-1-0	424.1	4.96	22-27
Gary Sánchez	0-2-2	1	1-18	1-0-0	175.1	5.39	8-11
Jacob Stallings	0-1-0	1	2-5	0-0-0	58.0	2.95	3-3
Chadwick Tromp	0-1-0	1	0-2	0-0-0	39.0	5.77	2-3
Totals	0-6-3	4	11-80	1-1-0	828.1	4.86	43-51


SCORING BY INNING										
	1	2	3	4	5	6	7	8	9	Extras Totals
OPPONENTS	62	50	59	60	59	35	44	64	31	8 472
ORIOLES	33	47	57	28	43	54	48	50	17	15 392


ORIOLES WHO MADE THEIR MAJOR LEAGUE DEBUT IN 2025			
DATE	PLAYER	STATS	NOTES
5/27 vs. STL	Yamil Hiraldo	1.1 IP, 1 H, 1 K	Entered in 8 <sup>th</sup>
5/18 vs. WSH	Kade Strowd	1.0 IP, 2 H, R, ER, K	Entered in 9 <sup>th</sup>
4/29 vs. NYY	Maverick Handley	0-2, 2 K	Def. in 6 <sup>th</sup>
4/26 (G2) at DET	Grant Wolfram	0.1 IP, 1 H, 1 BB	Final out of 7 <sup>th</sup>
4/19 vs. CIN	Brandon Young	ND: 4.0+ IP, 7 H, 3 R, 3 ER, 3 BB, 3 K, HR	Game Started
3/30 at TOR	Tomoyuki Sugano	L: 4.0 IP, 4 H, 2 R, 2 ER, 2 BB, 1 K	Game Started


2025 SCHEDULE


G#	DATE	OPP.	W-L	SCORE	WP/LP/SV	REC	POS	GA/GB	ATT.
1	3/27	at TOR	W	12-2	Eflin/Berrios	1-0	T-1 <sup>st</sup>	+0.5	40,734
2	3/28	at TOR	L	8-2	Gausman/Morton	1-1	T-3 <sup>rd</sup>	-0.5	26,289
3	3/29	at TOR	W	9-5	Kremer/Lovelyad	2-1	2 <sup>nd</sup>	-0.5	27,005
4	3/30	at TOR	L	3-1	Bassitt/Sugano/Hoffman	2-2	3 <sup>rd</sup>	-1.5	21,069
5	3/31	vs. BOS	W	8-5	Dominguez/Newcomb	3-2	3 <sup>rd</sup>	-1.0	45,002*
MARCH TOTALS: 3-2				TEAM ERA: 4.60	TEAM AVG: .305				
	4/1	OFF DAY				3-2	4 <sup>th</sup>	-1.0	
6	4/2	vs. BOS	L	3-0	Crochet/Eflin/Chapman	3-3	4 <sup>th</sup>	-1.5	18,146
7	4/3	vs. BOS	L	8-4	Kelly/Morton	3-4	T-4 <sup>th</sup>	-2.0	16,656
8	4/4	at KC	L	8-2	Lugo/Kremer	3-5	5 <sup>th</sup>	-2.5	14,196
9	4/5	at KC	W	8-1	Sugano/Wacha	4-5	5 <sup>th</sup>	-2.5	14,383
10	4/6	at KC	L	4-1	Bubic/Povich/Estévez	4-6	5 <sup>th</sup>	-2.5	19,098
11	4/7	at AZ	W	5-1	Eflin/Gallen	5-6	T-4 <sup>th</sup>	-1.5	20,333
12	4/8	at AZ	L	4-3	Kelly/Morton/Martinez	5-7	4 <sup>th</sup>	-2.0	23,843
13	4/9	at AZ	L	9-0	Pfaadt/Kremer	5-8	5 <sup>th</sup>	-2.5	22,411
	4/10	OFF DAY				5-8	5 <sup>th</sup>	-2.5	
	4/11	vs. TOR	**POSTPONED**		Rescheduled for 7/29 (DH)	5-8	5 <sup>th</sup>	-2.5	
14	4/12	vs. TOR	W	5-4	Baker/Francis/Bautista	6-8	T-4 <sup>th</sup>	-2.0	22,130
15	4/13	vs. TOR	L	7-6 (10)	Hoffman/Bowman	6-9	5 <sup>th</sup>	-2.5	27,193
	4/14	OFF DAY				6-9	5 <sup>th</sup>	-2.5	
16	4/15	vs. CLE	L	6-3	Allen/Morton/Clase	6-10	5 <sup>th</sup>	-3.5	14,203
17	4/16	vs. CLE	W	9-1	Kremer/Williams	7-10	5 <sup>th</sup>	-3.5	13,964
18	4/17	vs. CLE	W	6-2	Sugano/Bibee	8-10	4 <sup>th</sup>	-3.5	16,201
19	4/18	vs. CIN	L	8-3	Abbott/Povich	8-11	4 <sup>th</sup>	-4.5	42,587*
20	4/19	vs. CIN	W	9-5	Dominguez/Greene/Bautista	9-11	4 <sup>th</sup>	-3.5	28,534
21	4/20	vs. CIN	L	24-2	Rogers/Morton/Wynne	9-12	4 <sup>th</sup>	-4.5	19,053
	4/21	OFF DAY				9-12	4 <sup>th</sup>	-4.0	
22	4/22	at WSH	L	7-0	Parker/Kremer	9-13	4 <sup>th</sup>	-4.0	29,504
23	4/23	at WSH	L	4-3	López/Soto/Finnegan	9-14	5 <sup>th</sup>	-5.0	22,246
24	4/24	at WSH	W	2-1	Povich/Gore/Bautista	10-14	5 <sup>th</sup>	-4.5	23,058
	4/25	at DET	**POSTPONED**		Rescheduled for 4/26 (DH)	10-14	5 <sup>th</sup>	-4.0	
25	4/26-1	at DET	L	4-3	Mize/Young/Vest	10-15			28,509
26	4/26-2	at DET	L	6-2	Hurter/Morton	10-16	5 <sup>th</sup>	-5.0	21,422
27	4/27	at DET	L	7-0	Skubal/Kremer	10-17	5 <sup>th</sup>	-6.5	28,613
28	4/28	vs. NYY	W	4-3	Sugano/Warren/Bautista	11-17	5 <sup>th</sup>	-5.5	22,775
29	4/29	vs. NYY	L	15-3	Rodón/Gibson	11-18	5 <sup>th</sup>	-6.5	22,164
30	4/30	vs. NYY	W	5-4	Baker/Carrasco/Bautista	12-18	5 <sup>th</sup>	-5.5	22,381
APRIL TOTALS: 9-16				TEAM ERA: 5.64	TEAM AVG: .206				
	5/1	OFF DAY				12-18	5 <sup>th</sup>	-5.5	
31	5/2	vs. KC	W	3-0	Kremer/Wacha/Bautista	13-18	5 <sup>th</sup>	-5.5	26,364
32	5/3	vs. KC	L	4-0	Bubic/Sugano	13-19	5 <sup>th</sup>	-5.5	19,348
33	5/4	vs. KC	L	11-6	Zerpa/Cano	13-20	5 <sup>th</sup>	-5.5	31,956
	5/5	OFF DAY				13-20	5 <sup>th</sup>	-5.0	
34	5/6	at MIN	L	9-1	López/Povich	13-21	5 <sup>th</sup>	-6.0	19,779
35	5/7	at MIN	L	5-2	Coulombe/Morton/Duran	13-22	5 <sup>th</sup>	-7.0	16,417
36	5/8	at MIN	L	5-2	Jax/Cano/Duran	13-23	5 <sup>th</sup>	-7.5	17,410
37	5/9	at LAA	W	4-1	Sugano/Hendricks/Bautista	14-23	5 <sup>th</sup>	-7.5	30,778
38	5/10	at LAA	L	5-2	Kochanowicz/Gibson	14-24	5 <sup>th</sup>	-7.5	27,975
39	5/11	at LAA	W	7-3	Eflin/Ty. Anderson	15-24	5 <sup>th</sup>	-8.0	29,460
	5/12	OFF DAY				15-24	5 <sup>th</sup>	-8.0	
	5/13	vs. MIN	**POSTPONED**		Rescheduled for 5/14 (DH)	15-24	5 <sup>th</sup>	-7.5	
40	5/14-1	vs. MIN	L	6-3	Stewart/Kremer/Duran	15-25	5 <sup>th</sup>	-8.5	
41	5/14-2	vs. MIN	L	8-6	Funderburk/Cano/Sands	15-26	5 <sup>th</sup>	-9.0	10,169
42	5/15	vs. MIN	L	4-0	Paddack/Sugano	15-27	5 <sup>th</sup>	-9.5	30,926
43	5/16	vs. WSH	L	4-3	López/Bautista/Finnegan	15-28	5 <sup>th</sup>	-10.5	21,171
44	5/17	vs. WSH	L	10-6	Irvin/Gibson	15-29	5 <sup>th</sup>	-10.5	28,208
45	5/18	vs. WSH	L	10-4	Soroka/Eflin	15-30	5 <sup>th</sup>	-11.5	37,264
46	5/19	at MIL	L	5-4	Uribe/Cano/Megill	15-31	5 <sup>th</sup>	-12.0	22,319
47	5/20	at MIL	L	5-2	Henderson/McDermott/Uribe	15-32	5 <sup>th</sup>	-13.0	22,778
48	5/21	at MIL	W	8-4 (11)	Baker/Alexander	16-32	5 <sup>th</sup>	-13.0	30,554
	5/22	at BOS	**POSTPONED**		Rescheduled for 5/23 (DH)	16-32	5 <sup>th</sup>	-13.5	
49	5/23-1	at BOS	L	19-5	Whitlock/Dominguez	16-33	5 <sup>th</sup>	-14.0	31,150
	5/23-2	at BOS	**POSTPONED**		Rescheduled for 5/24 (DH)	16-33	5 <sup>th</sup>	-13.5	
50	5/24-1	at BOS	L	6-5 (10)	Weissert/Soto	16-34	5 <sup>th</sup>	-14.5	30,958
51	5/24-2	at BOS	W	2-1	Kittredge/Bernardino/Dominguez	17-34	5 <sup>th</sup>	-14.0	34,604
52	5/25	at BOS	W	5-1	Kremer/Buehler	18-34	5 <sup>th</sup>	-14.0	36,824
53	5/26	vs. STL	W	5-2	Morton/Fedde/Bautista	19-34	5 <sup>th</sup>	-14.0	21,717
54	5/27	vs. STL	L	7-4	Matz/Baker/Helsley	19-35	5 <sup>th</sup>	-15.0	13,779
55	5/28	vs. STL	L	6-4	King/Povich/Helsley	19-36	5 <sup>th</sup>	-16.0	14,491
	5/29	OFF DAY				19-36	5 <sup>th</sup>	-16.0	
56	5/30	vs. CWS	W	2-1	Eflin/Burke/Bautista	20-36	5 <sup>th</sup>	-15.0	22,108
57	5/31	vs. CWS	W	4-2	Kremer/Martin/Bautista	21-36	5 <sup>th</sup>	-14.0	23,470
MAY TOTALS: 9-18				TEAM ERA: 5.21	TEAM AVG: .250				
58	6/1	vs. CWS	W	3-2	Morton/Houser/Baker	22-36	5 <sup>th</sup>	-14.0	33,037
	6/2	OFF DAY				22-36	5 <sup>th</sup>	-14.0	
59	6/3	at SEA	W	5-1	Sugano/Kirby	23-36	5 <sup>th</sup>	-14.0	21,089
60	6/4	at SEA	W	3-2	Cano/Vargas/Bautista	24-36	5 <sup>th</sup>	-13.0	19,231
61	6/5	at SEA	W	4-3	Eflin/Woo/Baker	25-36	5 <sup>th</sup>	-13.0	27,887
62	6/6	at ATH	L	5-4	Sears/Kremer/Miller	25-37	5 <sup>th</sup>	-14.0	8,424
63	6/7	at ATH	W	7-4	Akin/Severino/Bautista	26-37	5 <sup>th</sup>	-13.0	9,185
64	6/8	at ATH	L	5-1	Newcomb/Sugano	26-38	5 <sup>th</sup>	-13.0	8,836
	6/9	OFF DAY				26-38	5 <sup>th</sup>	-13.0	
65	6/10	vs. DET	L	5-3	Lee/Povich/Vest	26-39	5 <sup>th</sup>	-14.0	20,291
66	6/11	vs. DET	W	10-1	Eflin/Mize	27-39	5 <sup>th</sup>	-14.0	18,630
67	6/12	vs. DET	L	4-1	Skubal/Kremer/Vest	27-40	5 <sup>th</sup>	-15.0	18,800
68	6/13	vs. LAA	W	2-0	Morton/Kochanowicz/Bautista	28-40	5 <sup>th</sup>	-14.0	20,204
69	6/14	vs. LAA	W	6-5	Akin/Anderson/Bautista	29-40	5 <sup>th</sup>	-13.0	26,313
70	6/15	vs. LAA	W	11-2	Povich/Kikuchi	30-40	5 <sup>th</sup>	-12.0	33,370
71	6/16	at TB	L	7-1	Pepiot/Eflin	30-41	5 <sup>th</sup>	-12.0	10,046
72	6/17	at TB	W	5-1	Kremer/Littell	31-41	5 <sup>th</sup>	-11.0	10,046
73	6/18	at TB	L	12-8	Montgomery/Kittredge	31-42	5 <sup>th</sup>	-11.0	10,046
74	6/19	at TB	W	4-1	Morton/Rasmussen/Bautista	32-42	5 <sup>th</sup>	-11.0	10,046
75	6/20	at NYY	W	5-3	Blewett/Weaver/Bautista	33-42	5 <sup>th</sup>	-10.0	47,034
76	6/21	at NYY	L	9-0	Schmidt/Eflin	33-43	5 <sup>th</sup>	-11.0	46,142
77	6/22	at NYY	L	4-2	Cruz/Baker/Williams	33-44	5 <sup>th</sup>	-12.0	45,571
78	6/23	vs. TEX	W	6-0	Rogers/Corbin	34-44	5 <sup>th</sup>	-11.0	13,929
79	6/24	vs. TEX	L	6-5 (10)	Jackson/Dominguez/Garcia	34-45	5 <sup>th</sup>	-11.0	16,909
80	6/25	vs. TEX	L	7-0	deGrom/Young	34-46	5 <sup>th</sup>	-12.0	22,828
	6/26	OFF DAY				34-46	5 <sup>th</sup>	-12.0	
81	6/27	vs. TB	W	22-8	Sugano/Orze	35-46	5 <sup>th</sup>	-12.0	20,047
82	6/28	vs. TB	L	11-3	Littell/Eflin	35-47	5 <sup>th</sup>	-12.0	30,491
83	6/29	vs. TB	W	5-1	Kremer/Bradley	36-47	5 <sup>th</sup>	-12.0	19,226
84	6/30	at TEX	W	10-6 (10)	Akin/Milner	37-47	5 <sup>th</sup>	-11.0	27,420
JUNE TOTALS: 16-11				TEAM ERA: 4.05	TEAM AVG: .253				
85	7/1	at TEX	L	10-2	deGrom/Young/Latz	37-48	5 <sup>th</sup>	-11.0	30,933
86	7/2	at TEX	L	6-0	Evoldi/Sugano/Dunning	37-49	5 <sup>th</sup>	-11.0	27,636
	7/3	OFF DAY				37-49	5 <sup>th</sup>	-11.5	
87	7/4	at ATL	W	3-2	Morton/Strider/Bautista	38-49	5 <sup>th</sup>	-11.5	40,249
88	7/5	at ATL	W	9-6 (10)	Bautista/Montero/Cano	39-49	5 <sup>th</sup>	-11.5	37,170
89	7/6	at ATL	W	2-1	Rogers/Holmes/Dominguez	40-49	5 <sup>th</sup>	-11.5	34,012
	7/7	OFF DAY				40-49	5 <sup>th</sup>	-12.0	
90	7/8	vs. NYM	L	7-6 (10)	Díaz/Cano/Brazobán	40-50	5 <sup>th</sup>	-13.0	35,200
	7/9	vs. NYM	**POSTPONED**		Rescheduled for 7/10 (DH)	40-50	5 <sup>th</sup>	-12.5	
91	7/10-1	vs. NYM	W	3-1	Wolfram/Stanek/Bautista	41-50	5 <sup>th</sup>	-12.0	25,262
92-2	7/10	vs. NYM	W	7-3	Sugano/Hagenman	42-50	5 <sup>th</sup>	-11.5	17,961
93	7/11	vs. MIA	W	5-2	Kremer/Cabrera	43-50	5 <sup>th</sup>	-11.5	22,213
94	7/12	vs. MIA	L	6-0	Junk/Rogers	43-51	5 <sup>th</sup>	-11.5	34,332
95	7/13	vs. MIA	1:35 PM	MASN					

7/14	Home Run Derby (Truist Park - Atlanta, GA)			
7/15	MLB All-Star Game (Truist Park - Atlanta, GA)			
7/16-17 All-Star Break				
96	7/18	at TB	7:35 PM	MASN2
97	7/19	at TB	7:05 PM	MASN2
98	7/20	at TB	12:10 PM	MASN2
99	7/21	at CLE	6:40 PM	MASN2
100	7/22	at CLE	6:40 PM	MASN2
101	7/23	at CLE	6:40 PM	MASN2
102	7/24	at CLE	1:10 PM	MASN
103	7/25	vs. COL	7:05 PM	MASN
104	7/26	vs. COL	7:05 PM	MASN
105	7/27	vs. COL	1:35 PM	MASN
106	7/28	vs. TOR	6:35 PM	MASN
107	7/29-1	vs. TOR	12:35 PM	MASN
108	7/29-2	vs. TOR	6:35 PM	MASN
109	7/30	vs. TOR	12:35 PM	MASN
JULY TOTALS: 6-4		TEAM ERA: 4.30		TEAM AVG: .226
110	8/1	at CHC	2:20 PM	MASN2
111	8/2	at CHC	2:20 PM	MASN2   FS1*
112	8/3	at CHC	2:20 PM	MASN2
113	8/4	at PHI	6:45 PM	MASN
114	8/5	at PHI	6:45 PM	MASN
115	8/6	at PHI	12:35 PM	MASN
8/7		OFF DAY		
116	8/8	vs. ATH	7:05 PM	MASN
117	8/9	vs. ATH	7:05 PM	MASN
118	8/10	vs. ATH	1:35 PM	MASN
8/11		OFF DAY		
119	8/12	vs. SEA	6:35 PM	MASN
120	8/13	vs. SEA	6:35 PM	MASN
121	8/14	vs. SEA	1:05 PM	MASN2
122	8/15	at HOU	8:10 PM	MASN2
123	8/16	at HOU	7:10 PM	MASN2
124	8/17	at HOU	2:10 PM	MASN
125	8/18	at BOS	7:10 PM	MASN
126	8/19	at BOS	7:10 PM	MASN
8/20		OFF DAY		
127	8/21	vs. HOU	7:15 PM	FOX
128	8/22	vs. HOU	7:05 PM	MASN
129	8/23	vs. HOU	7:05 PM	MASN
130	8/24	vs. HOU	1:35 PM	MASN
131	8/25	vs. BOS	6:35 PM	MASN
132	8/26	vs. BOS	6:35 PM	MASN
133	8/27	vs. BOS	6:35 PM	MASN
134	8/28	vs. BOS	1:05 PM	MASN
135	8/29	at SF	10:15 PM	MASN2
136	8/30	at SF	7:15 PM	FOX
137	8/31	at SF	4:05 PM	MASN2
AUGUST TOTALS: 0-0		TEAM ERA: ---		TEAM AVG: ---
138	9/1	at SD	6:40 PM	MASN2
139	9/2	at SD	9:40 PM	MASN2
140	9/3	at SD	4:10 PM	MASN2
9/4		OFF DAY		
141	9/5	vs. LAD	7:05 PM	MASN
142	9/6	vs. LAD	7:05 PM	MASN
143	9/7	vs. LAD	1:35 PM	MASN
9/8		OFF DAY		
144	9/9	vs. PIT	6:35 PM	MASN
145	9/10	vs. PIT	6:35 PM	MASN
146	9/11	vs. PIT	1:05 PM	MASN
147	9/12	at TOR	7:07 PM	MASN2
148	9/13	at TOR	3:07 PM	MASN2
149	9/14	at TOR	1:37 PM	MASN2
150	9/15	at CWS	7:40 PM	MASN2
151	9/16	at CWS	7:40 PM	MASN2
152	9/17	at CWS	2:10 PM	MASN2
153	9/18	vs. NYY	7:15 PM	FOX
154	9/19	vs. NYY	7:05 PM	MASN
155	9/20	vs. NYY	7:05 PM	MASN
156	9/21	vs. NYY	1:35 PM	MASN
9/22		OFF DAY		
157	9/23	vs. TB	6:35 PM	MASN2
158	9/24	vs. TB	6:35 PM	MASN2   FS1*
159	9/25	vs. TB	1:05 PM	MASN
160	9/26	at NYY	7:05 PM	MASN
161	9/27	at NYY	1:05 PM	MASN
162	9/28	at NYY	3:05 PM	MASN
SEPTEMBER TOTALS: 0-0		TEAM ERA: ---		TEAM AVG: ---
*Indicates home sellout				
^Indicates out-of-market broadcast				
Pitchers in CAPS indicates complete game				
All times listed are Eastern				
MASN and MASN2 games can also be streamed locally via <a href="#">MASN+</a>				
All games broadcast on the Orioles Radio Network and 98 Rock 97.9 FM/HD2 & WBAL NewsRadio 1090 AM/101.5 FM				









DELAYS & POSTPONEMENTS				
DATE	OPPONENT (Reason)	TIME (Delay)	RESULT	
7/9	vs. NYM (inclement weather)	Postponed	Rescheduled for a DH on 7/10	
7/8	vs. NYM (inclement weather)	0:46 (top 1 <sup>st</sup> )	L, 7-6	
6/19	at TB (inclement weather)	0:10 (top 1 <sup>st</sup> )	W, 4-1	
6/13	vs. LAA (rain)	2:16 (top 1 <sup>st</sup> , bottom 5 <sup>th</sup> )	W, 2-0	
5/28	vs. STL (rain)	0:31 (top 1 <sup>st</sup> )	L, 6-4	
5/24 (G1)	at BOS (rain)	0:26 (top 1 <sup>st</sup> )	L, 6-5	
5/23 (G2)	at BOS (rain)	Postponed	Rescheduled for a DH on 5/24	
5/22	at BOS (rain)	Postponed	Rescheduled for a DH on 5/23	
5/16	vs. WSH (inclement weather)	0:12 (top 1 <sup>st</sup> )	L, 4-3	
5/13	vs. MIN (inclement weather)	Postponed	Rescheduled for a DH on 5/14	
5/3	vs. KC (rain)	0:57 (top 2 <sup>nd</sup> )	L, 4-0	
4/25	at DET (inclement weather)	Postponed	Rescheduled for a DH on 4/26	
4/11	vs. TOR (rain)	Postponed	Rescheduled for a DH on 7/29	
TOTAL TIME OF DELAYS: 5:18				
COLDEST GAME TIME TEMPERATURE: 45 degrees, April 5 at Kansas City (W, 8-1)				
WARMEST GAME TIME TEMPERATURE: 100 degrees, 2x, last: June 24 vs. Texas (L, 6-5 [10])				