

BALTIMORE ORIOLES (13-20) at MINNESOTA TWINS (15-20)

LHP Cade Povich (1-2, 5.16) vs. RHP Pablo López (2-2, 2.25)

Tuesday, May 6, 2025 • 7:40 p.m. ET • Target Field • Minneapolis, MN

TV: MASN • Radio: 98 Rock 97.9 FM/HD2 & WBAL NewsRadio 1090 AM/101.5 FM

Game No. 34

Road Game No. 17

O's AT A GLANCE	
Overall	13-20
Home	8-9
Road	5-11
Day	6-9
Night	7-11
Current Streak	12
Last 5 Games	2-3
Last 10 Games	4-6
March	3-2
April	9-16
May	1-2
June	-
July	-
August	-
September	-
vs. LHSP	2-9
vs. RHSP	11-11
Series Opener	6-5
Series Opener at Home	4-2
Series Opener on Road	2-3
By Series	2-7-2
By Home Series	2-3-1
By Road Series	0-4-1
Rubber Games	2-5
Sweeps/Were Swept	0-1
Scored First	9-6
Opponent Scored First	4-14
1-run games	4-4
Comeback Wins	6-8
Last AB Wins	0-2
Walkoff Wins	-
Extra Innings	0-1
Led After 6	12-1
Led After 7	13-1
Led After 8	13-0
Tied After 6	1-1
Tied After 7	-
Tied After 8	0-1
Behind After 6	0-18
Behind After 7	0-19
Behind After 8	0-19
vs. AL Teams	10-14
vs. AL East	6-6
vs. AL Central	4-8
vs. AL West	-
vs. NL Teams	3-6
vs. NL East	1-2
vs. NL Central	1-2
vs. NL West	1-2
Hit 0 HR	3-11
Hit 1+ HR	10-9
Hit 2+ HR	7-4
Scored 3 or Fewer Runs	2-17
Scored 4 or More Runs	11-3
Allowed 3 or Fewer Runs	8-2
Allowed 4 or More Runs	5-18
More Hits than Opponent	7-3
Fewer Hits than Opponent	5-16
Committed No Errors	7-10
Committed 1 or More Errors	6-10
Starter Goes at least 5 inn	9-9
Starter Goes at least 6 inn	5-4
Starter Goes at least 7 inn	2-1

**BIRDLAND BITES:** Baltimore begins a six-game, six day road trip tonight against Minnesota (3 to play) and Los Angeles-AL (3 to play)...The O's and Twins will meet six times in the next 10 days, as Minnesota travels to Camden Yards from May 13-15...The Orioles entered play today with the fifth-highest strength of schedule (.528) in MLB, behind only the Cubs (.561), Rangers (.551), Rockies (.547), and Marlins (.536)...Baltimore's remaining strength of schedule (.496) is tied for seventh lowest in the majors.

- 👉 The Birds allowed seven home runs on Sunday vs. the Royals, marking the fourth time in franchise history (since 1954) they have allowed 7+ long balls, joining September 14, 1987 at Toronto (10 HR), April 20, 2019 vs. Minnesota (8 HR), and April 7, 2019 vs. New York-AL (7 HR).
- 👉 Baltimore recorded four home runs of its own on Sunday, including **Jackson Holliday's** first career multi-homer performance.
- 👉 Following Saturday's shutout defeat and zero extra-base hit performance, the O's recorded eight extra-base hits on Sunday, their most since June 25, 2024 vs. Cleveland (also 8 XBH).

**SEESAW SERIES:** Baltimore has won 10 straight games against Minnesota since July 2, 2023, outscoring the Twins 70-21 (+49) during that stretch...The 10-game run is the second-longest stretch in franchise history behind a 12-game streak from July 21, 1980 [G2]-May 17, 1981.

- 👉 From March 31, 2018-May 31, 2021, the Birds dropped 16 straight games to the Twins, having been outscored 105-41 (-64) during that stretch...In between both clubs' winning streaks, Baltimore went 5-6 against Minnesota from June 1, 2021-July 1, 2023.
- 👉 Baltimore has won seven straight at Target Field, with its last loss coming on July 2, 2022...The O's have never won eight straight games in Minnesota, having won seven straight on four occasions (last: 4/7/96-5/1/97).

**GUNNAR GETS GOING:** **Gunnar Henderson** has hit safely in nine straight games since April 26 (G1), batting .371 (13-for-35) with three doubles and one home run during that time...The nine-game run is the longest by an Oriole since **Colton Cowser's** 17-game stretch from July 19-August 4, 2024...With a hit tonight, Henderson would tally his third career double-digit hitting streak, joining a 14-gamer from June 6-21, 2024 and an 11-gamer from August 14-26, 2023.

- 👉 Henderson's 95.4 mph average exit velocity ranks fourth in the majors behind LAD's Shohei Ohtani (96.7), PIT's Oneil Cuz (96.1), and NYY's Aaron Judge (95.6).
- 👉 He has struck out one time or fewer in a career-best 14 straight games since April 19...He had multiple strikeouts in five of his first 12 games after missing the first seven games of the season while on the Injured List.

**THE RIGHT ANSWER:** The Birds are hitting .249 with a .774 OPS against right-handed pitching, compared to .179 with a .502 OPS against southpaws...Both figures against lefties signal the lowest marks in MLB.

- 👉 Baltimore's .774 OPS against righties is fourth highest in the majors behind Los Angeles-NL (.807), Arizona (.795), and New York-AL (.792).
- 👉 The O's have an MLB-best .885 OPS against right-handed starters, slashing .283/.344/.541 (124-for-438) with 29 homers, compared to .199/.269/.339 (58-for-292) with nine long balls off right-handed relievers.

**TALES FROM THE ROAD:** The Birds are 1-7 in their last eight away games, having been outscored 42-13 (-29) during that stretch...They have scored three runs or fewer in eight straight road games, tied for the second-longest single-season streak in franchise history behind an 11-game stretch from April 25 (G1)-May 23 (G2), 1954.

- 👉 Baltimore has hit 13 home runs in 16 road games, compared to 29 long balls in 17 home games...**Cedric Mullins**, **Ryan O'Hearn**, and **Adley Rutschman** each have two homers on the road, while team-leader **Jordan Westburg** (3 HR) is currently on the Injured List.

**HOME RUN HOMEWORK:** Baltimore's 42 home runs are tied for sixth most in the AL and tied for ninth in MLB...The O's have an MLB-best 11 players with at least two long balls, outpacing the Cardinals, Reds, and Red Sox (each 10).

- 👉 Oriole pitching has permitted an MLB-high 51 homers, with the next closest teams being the Angels (50 HR) and Blue Jays/Diamondbacks (both 48 HR)...It marks the fourth-most home runs allowed through 33 games in club history behind the 2019 (75 HR) and 2000/2009 (both 52 HR) Orioles.

**RISPY BUISNESS:** The Orioles are batting .120/.171/.190 (12-for-100) with runners in scoring position over the last 13 games since April 20...Their .192 RISP average overall is the lowest in MLB, with the next closest teams being the Rockies (.200) and White Sox (.204)...The 1988 Orioles are responsible for the lowest RISP average in franchise history (.217).

- 👉 In 13 wins this season, Baltimore is 33-for-108 (.306) with runners in scoring position, compared to 11-for-121 (.091) in 20 defeats.

**MAGIC NUMBER:** The O's are 11-3 when scoring at least four runs this season with 10 of those victories featuring at least five runs...Baltimore is 2-17 when plating three or fewer runs and 2-26 in those situations since September 7, 2024.

- 👉 Since 2024, Baltimore is 91-22 (.805) when scoring four or more runs, fourth best in the majors behind the Guardians (92-15, .860), Padres (94-16, .855), and Astros (87-21, .806)...During that same time, the Birds are 13-69 (.159) when scoring three runs or fewer, tied for the third-worst mark in the AL with the Red Sox (also 13-69), ahead of the White Sox (13-115, .102) and Twins (13-75, .148).

**BOTTOMS UP:** Oriole pitching has allowed an MLB-worst .292 average with 12 home runs to opposing seven through nine-hole hitters, with the next closest clubs being the Nationals (.287) and Rockies (.282)...The 12 long balls are tied for fourth most in the majors.

- 👉 Baltimore's seven through nine-hole hitters have tallied 12 home runs of their own, however, the third-highest clip in the AL behind New York-AL (15 HR) and Boston (12 HR).

**FUTURE SO BRIGHT:** Today, the Orioles named High-A Aberdeen's **Ethan Anderson** and **Michael Forret** Minor League Player and Pitcher of the Month for April, respectively.

- 👉 Anderson, 21, hit .292/.410/.400 (19-for-65) with four doubles, one home run, 13 RBI, 13 walks and nine steals across 19 games for the IronBirds.
- 👉 Forret, 21, made five starts in the month for Aberdeen, going 1-0 with a 1.66 ERA (4 ER/21.2 IP), .118 opponent average (8-for-68), 0.69 WHIP, and 29 strikeouts...He ranks among all full-season MiLB pitchers in opponent average (3<sup>rd</sup>) and WHIP (7<sup>th</sup>).

O's vs. TWINS		
Current Streak	W10	
2024 Record	6-0	
at Oriole Park at Camden Yards	3-0	
at Target Field	3-0	
All-Time <i>(since 1961)</i>	347-311	
at Home	184-145	
on Road	163-166	
2025 Schedule		
Date	Score	Win/Loss/Save
5/6		7:40 p.m. ET
5/7		7:40 p.m. ET
5/8		1:10 p.m. ET
5/13		6:35 p.m. ET
5/14		6:35 p.m. ET
5/15		12:35 p.m. ET
Indicates Home		

O's ON THE ROAD	
Record	5-11
Team AVG/OBP/SLG	.215/.291/.327
Fielding Errors	9
Team ERA	4.60 (68 ER/133.0 IP)
Starters ERA	5.00 (45 ER/81.0 IP)
Bullpen ERA	3.98 (23 ER/52.0 IP)
Saves/Opps	1/1
Best Road Trip	.500 (2-2), 3/27-30
Worst Road Trip	.167 (1-5), 4/22-27

LET'S GO STREAKING	
Longest Active Hitting Streaks, AL	
1. J.P. Crawford (SEA).....	13
2. Zach Neto (LAA).....	10
3. Gunnar Henderson (BAL) .....	9
Jeremy Peña (HOU) .....	9
5. Harrison Bader (MIN) .....	8
Victor Robles (SEA) .....	8

HITTING A WALL	
Most Hits Allowed Through 33 Games, Franchise History	
1988 Orioles .....	347
2009 Orioles .....	344
2006 Orioles .....	333
2000 Orioles .....	329
2025 Orioles .....	328
1996 Orioles .....	328

UPCOMING MILESTONES	
Dylan Carlson	7 R shy of 200
Gunnar Henderson	3 RBI shy of 200
Jorge Mateo	4 SB shy of 100
Cedric Mullins	1 RBI shy of 300
Cade Povich	6 K shy of 100

THIS DATE IN O'S HISTORY	
May 6, 2012 - Designated Hitter Chris Davis tosses 2.0 scoreless innings to become the first position player ever to earn a victory for the Orioles. Called on in the 16 <sup>th</sup> as the Orioles' ninth hurler, Davis allows two hits and gets the win when Adam Jones hits a three-run homer in the 17 <sup>th</sup> off former Orioles outfielder Darnell McDonald. It's the first time two position players get a decision in the same game since 1902.	

UPCOMING SCHEDULE					
DATE	OPPONENT	TIME	ORIOLES STARTER	OPPONENT STARTER	TV
May 7	at Minnesota	7:40 p.m. ET	TBA	RHP Simeon Woods Richardson (2-2, 4.03)	MASN
May 8	at Minnesota	1:10 p.m. ET	RHP Dean Kremer (3-4, 5.73)	RHP Joe Ryan (2-2, 2.93)	MASN
MASN and MASN2 games can also be streamed locally via <a href="#">MASN+</a> ...All games broadcast on the Orioles Radio Network and 98 Rock 97.9 FM/HD2 & WBAL NewsRadio 1090 AM/101.5 FM					

#37 CADE POVICH LHP



1-2, 5.16 ERA

HT: 6-3 WT: 185

DOB: 4/12/00 Age: 25

Bats: L Throws: L

PITCH TYPE (2025)	USAGE	AVG. VELOCITY
Fastball .....	36.8% .....	92.2 mph
Sweeper .....	20.5% .....	82.4 mph
Curveball .....	16.7% .....	78.0 mph
Changeup .....	13.8% .....	83.6 mph
Sinker .....	12.2% .....	91.7 mph

**QUICK HITS:** Set to make his seventh start of the season and the 23<sup>rd</sup> of his career...At 25 years, 24 days old, is the youngest Orioles pitcher and fourth-youngest player on the active roster behind Jackson Holliday (21-153), Coby Mayo (23-147), and Gunnar Henderson (23-311)...Was the first Oriole pitcher to make his major league debut in 2024 when he started on June 6 at Toronto, and became the first Oriole to throw at least 100 pitches in his MLB debut since Wei-Yin Chen on April 10, 2012 vs. New York-AL...On June 12, 2024 vs. Atlanta, became the 11<sup>th</sup> Oriole in team history to throw at least 6.0 scoreless innings in his first career home start and first since Mike Wright Jr. on May 17, 2015 vs. Los Angeles-AL (7.1 IP)...At 24 years, 61 days old, became the youngest O's left-hander to toss 6.0+ shutout frames since Zack Britton (23-249) on August 28, 2011 (G1) vs. New York-AL (7.0 IP)...On September 3 vs. Chicago-AL, became the second-youngest Oriole (24-144) with 10 strikeouts and no walks in a game behind Dennis Martinez (24-081) on August 3, 1978 vs. Milwaukee and the youngest to do so in a nine-inning game...Acquired by the Orioles along with RHP Yennier Cano, LHP Juan Rojas, and RHP Juan Nuñez from the Minnesota Twins in exchange for RHP Jorge López and cash considerations on August 2, 2022...Originally selected by the Minnesota Twins in the third round (No. 98 overall) of the 2021 First-Year Player Draft out of the University of Nebraska.

**LAST TIME OUT:** Did not factor into the decision on April 30 vs. New York-AL after allowing three runs on three hits (2 HR) and three walks (1 IBB) with two strikeouts in 4.2 innings...Surrendered a two-run home run to Aaron Judge in the first inning and a solo shot to Paul Goldschmidt in the fifth...Has allowed at least two home runs in two of his last three starts since April 18...Threw 87 pitches, 50 strikes.

**TARGET PRACTICE:** Povich is facing the Twins for the second time in his career, joining September 27, 2024 at Target Field, his final appearance of the season...Earned the win after tossing 5.2 scoreless innings on two hits and a walk with two strikeouts... Retired 11 in a row in that game, beginning with two outs in the first inning...Threw 79 pitches, 57 strikes.

**CENTRAL INTELLIGENCE:** He will be making his sixth career start against an AL Central opponent, having gone 2-3 with a 2.08 ERA (8 ER/34.2 IP) with 11 total runs allowed against the division in his career...Has faced the division once in 2025, when he allowed a career-high 12 hits and four runs (1 ER) with no walks and four strikeouts in 6.0 innings on April 6 at Kansas City.

**DAY AND NIGHT:** Povich has posted a 4.40 ERA (36 ER/73.2 IP) in 14 career night starts compared to a 6.81 mark (27 ER/35.2 IP) during day games...His first three starts of the year were day outings, while his last three have been at night.

**ROAD TRIPPIN':** Povich is 1-1 with a 1.42 ERA (2 ER/12.2 IP) with five total runs allowed, no home runs, and one walk with nine strikeouts in two road starts this season compared to a 7.94 ERA (15 ER/17.0 IP) with six home runs and 11 walks with 16 strikeouts in four home starts in 2025.

**RISPY BUSINESS:** Povich has held opponents to a .242/.278/.515 (8-for-33) slash line with one double, one triple, and two home runs with runners in scoring position despite an overall .306/.366/.521 (37-for-134) line this season.

**RIGHTY TIGHTY, LEFTY LOOSEY:** Right-handed batters are batting .344/.402/.591 (32-for-93) with five doubles and six home runs against Povich, compared to lefties slashing .179/.250/.286 (5-for-28) with one double and one triple.

2025 & CAREER SPLITS

2025						CAREER					
	W-L	ERA	G/S	IP	ER	W-L	ERA	G/S	IP	ER	
Home	0-1	7.94	4/4	17.0	15	2-5	4.70	13/13	67.0	35	
Road	1-1	1.42	2/2	12.2	2	2-6	5.95	9/9	42.1	28	
Day	0-1	3.60	3/3	15.0	6	0-5	6.81	8/8	35.2	27	
Night	1-1	6.75	3/3	14.2	11	4-6	4.40	14/14	73.2	36	

	AVG	AB	H	HR	BB	K	AVG	AB	H	HR	BB	K
vs. Left	.179	28	5	0	3	7	.217	115	25	2	11	23
vs. Right	.344	93	32	6	9	18	.288	319	92	16	35	71
TOTALS	.306	121	37	6	12	25	.270	434	117	18	46	94

RUN SUPPORT (as starter in '25)

0 Runs .....	--
1 Run .....	2
2 Runs .....	1
3 Runs .....	--
4 Runs .....	3
5 Runs .....	--
6 Runs .....	--
7 Runs .....	--
8 Runs .....	--
9 Runs .....	--
10+ Runs .....	--
Total .....	16
RS/9 .....	4.85

RUNS ALLOWED BY INNING IN 2025

1 <sup>st</sup> .....	5
2 <sup>nd</sup> .....	5
3 <sup>rd</sup> .....	5
4 <sup>th</sup> .....	4
5 <sup>th</sup> .....	1
6 <sup>th</sup> .....	0
7 <sup>th</sup> .....	0
8 <sup>th</sup> .....	--
9 <sup>th</sup> .....	--
Total .....	20

MISCELLANEOUS 2025 STATS

WHIP .....	1.65
K/9 .....	7.58
BB/9 .....	3.64
QS .....	2
#P/IP .....	17.4
Opponents	
AVG .....	.306
OBP .....	.366
SLG .....	.521
OPS .....	.887

2025 HIGHS

Innings: 6.2, 4/24 at WSH  
Hits: 12, 4/6 at KC  
Runs: 7, 4/18 vs. CIN  
Earned Runs: 7, 4/18 vs. CIN  
Strikeouts: 8, 3/31 vs. BOS  
Walks: 5, 4/18 vs. CIN  
Home Runs: 3, 4/18 vs. CIN  
Winning Streak: --  
Losing Streak: 2, 4/6-18  
Shortest Start: 3.1 IP, 4/18 vs. CIN  
Pitches Thrown: 94, 3/31 vs. BOS  
Low-Hit CG: --

CAREER HIGHS

Innings: 7.1, 9/3/24 vs. CWS  
Hits: 12, 4/6/25 at KC  
Runs: 8, 7/6/24 at OAK  
Earned Runs: 8, 7/6/24 at OAK  
Strikeouts: 10, 9/3/24 vs. CWS  
Walks: 5, 4x, last: 4/18/25 vs. CIN  
Home Runs: 3, 4/18/25 vs. CIN  
Winning Streak: --  
Losing Streak: 5, 7/6-8/29/24  
Shortest Start: 1.0 IP, 7/6/24 at OAK  
Pitches Thrown: 100, 6/6/24 at TOR  
Low-Hit CG: --

POVICH vs. MIN

PLAYER	AVG	AB	H	HR	RBI
Bader	.--	--	--	--	--
Bride	.--	--	--	--	--
Buxton	.500	2	1	0	0
Castro	.000	2	0	0	0
Clemens	.--	--	--	--	--
Correa	.000	3	0	0	0
France	.--	--	--	--	--
Jeffers	.000	2	0	0	0
Keirse <span>y</span> Jr.	.--	--	--	--	--
Larnach	.--	--	--	--	--
Lee	.--	--	--	--	--
Lewis	.000	2	0	0	0
Vázquez	.000	2	0	0	0

LOPEZ vs. BAL

PLAYER	AVG	AB	H	HR	RBI
Carlson	.111	9	1	0	0
Handley	.--	--	--	--	--
Henderson	.125	8	1	1	1
Holliday	.000	2	0	0	0
Kjerstad	.--	--	--	--	--
Laureano	.125	8	1	0	0
Mateo	.--	--	--	--	--
Mayo	.--	--	--	--	--
Mountcastle	.400	5	2	0	0
Mullins	.000	6	0	0	0
O'Hearn	.273	11	3	1	3
Rivera	.--	--	--	--	--
Rutschman	.333	9	3	1	1

POVICH'S 2025 STARTS

DATE	OPP	SCORE	WHEN LEFT	DEC	IP	H	R	ER	BB	K	HR	PIT	STR
3/31	vs. BOS	8-5	4-3	ND	4.1	5	3	3	2	8	0	94	59
4/6	at KC	1-4	1-4	L	6.0	12	4	1	0	4	0	88	61
4/13	vs. TOR	6-7 (10)	4-2	ND	4.2	7	2	2	1	2	1	76	48
4/18	vs. CIN	3-8	1-7	L	3.1	6	7	7	5	4	3	84	48
4/24	at WSH	2-1	2-1	W	6.2	4	1	1	1	5	0	87	60
4/30	vs. NYY	5-4	4-3	ND	4.2	3	3	3	3	2	2	87	50
TOTALS					1-2	29.2	37	20	17	12	25	516	326 (63.2%)

TOMORROW'S STARTER: TBA





PITCHER	LAST OUTING	DEC.	IP	H	R	ER	BB	K	RETIRED/1 <sup>ST</sup> BF	IR/SCORED	SV/OPP	INNINGS-HIGH	STRIKEOUTS-HIGH
Akin	5/4 vs. KC	ND	1.0	1	0	0	0	1	10/15	3/0	--	2.0 (4/5 at KC)	3 (2x, last: 4/30 vs. NYY)
Baker	5/4 vs. KC	ND	1.0	3	2	2	0	0	10/15	9/1	--	1.2 (3/30 at TOR)	4 (3/30 at TOR)
Bautista	5/2 vs. KC	SV	1.0	0	0	0	0	1	8/10	2/0	6/6	1.0 (10x, last: 5/2 vs. KC)	3 (3/29 at TOR)
Bowman	5/4 vs. KC	ND	1.0	2	2	2	0	1	11/14	3/0	--	2.0 (4/3 vs. BOS)	2 (2x, last: 4/29 vs. NYY)
Cano	5/4 vs. KC	L	1.0	3	2	2	0	1	9/13	6/3	0/1	1.1 (4/13 vs. TOR)	2 (2x, last: 4/7 at AZ)
Domínguez	5/3 vs. KC	ND	0.2	3	2	2	0	0	7/12	8/0	--	1.1 (2x, last: 4/26 [G2] at DET)	2 (4/4 at KC)
Morton	5/4 vs. KC	ND	1.0	3	2	2	0	0	3/3	2/0	--	3.2 (4/26 [G2] at DET)	3 (4/26 [G2] at DET)
Pérez	5/3 vs. KC	ND	1.1	1	0	0	1	1	5/12	6/3	--	2.0 (2x, last: 4/20 vs. CIN)	3 (3x, last: 4/26 [G1] at DET)
Soto	4/30 vs. NYY	HLD	0.1	0	0	0	0	0	8/13	6/0	--	1.2 (4/4 at KC)	3 (2x, last: 4/2 vs. BOS)
2025 TOTALS	5.08 ERA	4-4	124.0	140	76	70	59	122	76/117	50/11	6/7	3.2 (Morton 4/26 [G2] at DET)	4 (Baker 3/30 at TOR)

45 • KEEGAN AKIN • LHP

WHIP: 1.31K/9: 10.13BB/9: 4.50

vs. ALL: .220 (13-for-59)vs. LHB: .269 (7-for-26)vs. RHB: .182 (6-for-33)

👤

Made his team-leading 16<sup>th</sup> appearance on 5/4 vs. KC, tossing 1.0 scoreless inning on one hit with one strikeout...Was the sole Oriole pitcher to not give up a run during the game

👤

His 17 strikeouts from the 'pen lead all O's relievers and tie for sixth among AL left-handed relievers

👤

Opponents are 0-for-13 with six strikeouts against his changeup

👤

Holding righties to a .182 (6-for-33) mark compared to .269 (7-for-26) against lefties this season...Two of the six hits to righties came on 4/13 vs. TOR

👤

Made his first start of the season on 4/26 (G2) at DET, walking one batter and punching out one in 1.2 innings...Was his first start since 5/31/23 vs. CLE (1.0 IP, 2 H, ER, K)...His 31 pitches in the start matched a season high (also 4/5 at KC)

👤

Allowed a home run to BOS' Triston Casas on 4/3, his first conceded to a left-handed hitter since 6/12/24 vs. ATL (Matt Olson)

👤

In 2024, his 0.94 WHIP was the third best in MLB among left-handed pitchers (min. 50.0 IP) and the lowest by an Oriole left-hander since Zack Britton (0.84) in 2016 (min. 40 G)

43 • BRYAN BAKER • RHP

WHIP: 1.21K/9: 10.29BB/9: 3.21

vs. ALL: .245 (12-for-49)vs. LHB: .300 (6-for-20)vs. RHB: .207 (6-for-29)

👤

Surrendered two runs on three hits (2 HR) in 1.0 inning on 5/4 vs. KC...The two home runs set a career high...Has allowed three homers through his last four games after totaling three through his previous 30 games from 6/13/24-4/26/25 (G1)

👤

Tossed 1.0 perfect inning with one strikeout on 5/3 vs. KC...Marked his second perfect outing of at least one inning this season (4/2 vs. BOS, 1.0 IP)

👤

Both of his surrendered home runs on 5/4 vs. KC came off his slider...Prior to that outing, opponents were 2-for-13 (.154) with one extra-base hit (2B) off the offering

👤

Has stranded eight of nine inherited runners this season...The eight stranded runners are tied with Seranthony Domínguez for the team lead

👤

Earned the win on 4/12 vs. TOR, his first since 6/20/24 at NYY

👤

Notched season highs in innings (1.2) and strikeouts (4) on 3/30 at TOR

74 • FÉLIX BAUTISTA • RHP

WHIP: 1.10K/9: 10.80BB/9: 5.40

vs. ALL: .143 (5-for-35)vs. LHB: .158 (3-for-19)vs. RHB: .125 (2-for-16)

👤

Converted his sixth save of the year on 5/2 vs. KC after pitching a perfect ninth inning with one strikeout...Has not issued a walk in five straight appearances after allowing at least one free pass in four of five outings to open the season...Has recorded a save in a career-high-tying five consecutive appearances (6/8-20/23)

👤

His average fastball velocity (97.2 mph) ranks in the 91<sup>st</sup> percentile, despite being down 2.3 mph from his career-high 99.5 mph average in 2023

👤

His 0.4 bWAR leads all Oriole relievers

👤

Only one of his 23 batted balls have been barreled (Bichette, 3/29 at TOR)

👤

Owns a 65.2 percent ground ball rate, up 28.8 percent from 2023 (36.4%)

👤

Recorded his first save of the year on 4/12 vs. TOR (1.0 IP, 2 BB, K)...Marked his first save since 8/24/23 vs. TOR, spanning 597 days

👤

Opponents are 1-for-15 (.067) with nine strikeouts against hit split-finger

👤

Made his season debut on 3/29 at TOR, completing a scoreless ninth inning on one hit and one walk with three strikeouts...Marked his first major league game since 8/25/23 vs. COL (582 days)

👤

His 54 career saves are the second most by an O's reliever through his first 131 career appearances, behind Gregg Olson (58)

👤

Missed the 2024 season recovering from right elbow ulnar collateral ligament reconstruction (Tommy John), performed on 10/9/23...Underwent a right elbow debridement and an ulnar nerve transposition on 2/10/24

51 • MATT BOWMAN • RHP

WHIP: 1.34K/9: 5.74BB/9: 1.72

vs. ALL: .273 (18-for-66)vs. LHB: .219 (7-for-32)vs. RHB: .324 (11-for-34)

👤

Tossed 1.0 inning on 5/4 vs. KC, allowing two runs on two hits (1 HR) with one strikeout...His ERA has risen from 1.98 to 4.60 through his last two outings

👤

Has allowed a run in four of his last six outings since 4/19 (7 total R)...Had given up just one earned run over his first eight outings to begin the season

👤

Min. 60 batters faced, his 4.3 percent walk rate ranks fifth among AL relievers

👤

Has limited opponents to a .188 (6-for-32) clip on his sinker, his most utilized pitch (43.5%)...Five of his 10 strikeouts have come on the offering

👤

Posted a career-long 13-game streak without allowing a walk from 9/17/24-4/15/25

👤

Made his season debut on 3/30 at TOR after having his contract selected from Triple-A Norfolk earlier that day

👤

Appeared in one game with Triple-A Norfolk on 3/28 vs. Durham, completing 1.2 innings and allowing one run on one hit with three strikeouts

👤

Had his contract selected on 3/23 and accepted an outright assignment to Norfolk on 3/27

78 • YENNIER CANO • RHP

WHIP: 1.11K/9: 7.71BB/9: 0.77

vs. ALL: .273 (12-for-44)vs. LHB: .316 (6-for-19)vs. RHB: .240 (6-for-25)

👤

Suffered the loss on 5/4 vs. KC after allowing two runs on three hits (2 HR) with one strikeout in 1.0 inning...The two homers set a career high...Snapped a 13-game streak (9/28/24-5/2/25) without allowing an earned run, which was tied for the second-longest stretch of his career

👤

Opponents are hitting .364 (8-for-23) against his changeup despite having a .273 xBA...Eight of his 10 strikeouts on the year have come via his changeup

👤

Owns a career-high 40.4 percent chase rate, which ranks in the 98<sup>th</sup> percentile

👤

Surrendered his first barreled balls of the season on 5/4 vs. KC, back-to-back solo home runs by Bobby Witt Jr. and Vinnie Pasquantino...Prior to the outing, none of his 29 batted balls on the year had been barreled...His 32.4 percent hard-hit rate is down 11.0 percent from last season (43.4%)

👤

Suffered his first blown save of the year on 4/13 vs. TOR, allowing an inherited runner to score in the eighth inning

56 • SERANTHONY DOMÍNGUEZ • RHP

WHIP: 1.41K/9: 9.28BB/9: 5.91

vs. ALL: .222 (8-for-36)vs. LHB: .333 (4-for-12)vs. RHB: .167 (4-for-24)

👤

Surrendered two runs on three hits (2 HR) in 0.2 innings on 5/3 vs. KC...The two homers match a career high (7/14 vs. OAK, w/PHI)...Raised his ERA from 2.70 to 4.22 following the outing

👤

Has allowed five runs through his last three appearances, his most in a three-game span since 7/14-22/24 with PHI (also 5 R)

👤

Spun a season-high-tying 1.1 innings on 4/26 (G2) at DET, allowing three runs on two hits and one walk with one strikeout...Snapped a streak of 10 consecutive appearances without allowing a run dating back to 9/29/24, his longest such stretch since 5/15-6/16/24 (11 G)...Marked his first outing with three runs surrendered since 7/14/24 vs. OAK with PHI (4 R)

👤

Allowed a hit on 4/19 vs. CIN, snapping a career-high-tying streak of seven consecutive hitless outings from 3/29-4/17/25

👤

Surrendered two barreled balls on 4/3 at KC to Vinnie Pasquantino and Bobby Witt Jr. (both HR), his first of the season...Prior to that outing, none of his 20 batted balls on the year had been barreled

50 • CHARLIE MORTON • RHP

WHIP: 2.20K/9: 8.46BB/9: 6.83

vs. ALL: .339 (40-for-118)vs. LHB: .295 (18-for-61)vs. RHB: .386 (22-for-57)

👤

Allowed two runs on three hits (1 HR) in 1.0 inning on 5/4 vs. KC...Has not tossed a scoreless outing since 6/28/24 vs. PIT (w/ATL)

👤

His last three appearances have been out of the bullpen after beginning the year in the rotation...Had one career regular season outing and one Postseason game in relief in his career entering 2025

👤

Holds a 6.43 ERA (5 ER/7.0 IP) as a reliever compared to 10.89 (25 ER/20.1 IP) when starting

👤

Followed opener Keegan Akin on 4/26 (G2) at DET (L: 3.2 IP, 3 H, 3 R, 1 HR, 5 BB, 3 K)

👤

His 21 walks are tied for second in MLB behind SD's Randy Vásquez...Has walked at least four batters three times this year (2 GS)

👤

Last started on 4/20 vs. CIN (L: 2.1 IP, 7 H, 7 R, 1 HR, 4 BB, 2 K)

58 • CIONEL PÉREZ • LHP

WHIP: 2.30K/9: 9.42BB/9: 6.91

vs. ALL: .367 (22-for-60)vs. LHB: .273 (6-for-22)vs. RHB: .421 (16-for-38)

👤

Threw 1.1 scoreless innings on one hit and one walk with one strikeout on 5/3 vs. KC...Has not allowed an earned run in three consecutive appearances for the first time since 9/11-19/24 (also 3 G)...Stranded an inherited runner

👤

His 2.30 WHIP is the fifth highest among all qualifying AL relievers and 10<sup>th</sup> highest in MLB...His .367 (22-for-60) opponent batting average is the fourth highest among all AL pitchers and sixth highest among MLB hurlers (min. 50 BF)

👤

Has allowed at least one earned run in seven of 12 appearances this season

👤

Notched his fourth career perfect outing of 2.0+ innings on 4/18 vs. CIN (last: 7/29/23 vs. NYY, 2.0 IP)

👤

His home run allowed to Tyler Heineman on 3/30 at TOR snapped a streak of 104 consecutive games without allowing a home run since 6/3/23, the longest such streak in Orioles history and the longest in MLB since KC's Wade Davis (123 G, 9/4/13- 7/28/15)...His streak of 87.2 straight homerless innings was the second longest in team history behind only Gregg Olson (114.2 IP) from 4/18/89-6/20/90

👤

Opponents are 10-for-22 (.455) against his sinker

65 • GREGORY SOTO • LHP

WHIP: 1.50K/9: 9.53BB/9: 3.97

vs. ALL: .273 (12-for-44)vs. LHB: .222 (4-for-18)vs. RHB: .308 (8-for-26)

👤

Recorded his seventh hold of the season after retiring the only batter he faced on 4/30 vs. NYY...Stranded an inherited runner

👤

Opponents are 9-for-23 (.391) off him in his last seven outings after going 3-for-21 (.143) in his first six appearances of the season

👤

Has not surrendered a home run in 19 straight appearances (15.1 IP) since 9/18/24

👤

None of his 34 batted balls this season have been barreled

👤

Has increased his first pitch strike percentage to 67.3 from 59.1 in 2024 (+8.2%)

👤

Surrendered three runs on three hits in 0.2 inning on 4/13 vs. TOR....Snapped a six-game scoreless streak to begin the year and a 12-gamer since 9/18/24, which was tied for the longest stretch of his career (also 9/25/19–8/16/20)

15 • DYLAN CARLSON • OF (S)

.000 • 0 HR • 2 RBI

Current Streak: 0-for-last-12 (since 3/31)

2025 High: --

5/3 vs. KC: 0-0 (Def. in 8<sup>th</sup>)

Homestand: 5 G, 0-3, RBI

Looking for his first big-league hit since recording a 2024 season-high three knocks on 9/24 at BOS (3-for-4, RBI)

Recalled from Triple-A Norfolk prior to the 4/26 doubleheader at DET...Marks his second stint with the O's this season

Made his Orioles debut on 3/31 vs. BOS as a pinch-hitter in the sixth inning after being recalled from Triple-A earlier that day...Was optioned on 4/4

Slashing .286/.418/.381 (18-for-63) with three doubles, one homer, 11 RBI, and 15 walks through 18 games with the Tides

98 • MAVERICK HANDLEY • C (R)

.000 • 0 HR • 0 RBI

Current Streak: 0-4 (since 4/29)

2025 High: --

Last Game: 0-2, HBP

Homestand: 2 G, 0-4, HBP, 2 K

Started his first career major league game on Sunday vs. KC

Made his MLB debut on 4/29 vs. NYY, entering as a defensive replacement in the sixth inning...Struck out in both of his at bats...Was the first position player to make their debut for the Orioles this season...Had his contract selected from Triple-A Norfolk prior to Monday's game

Batting .346/.433/.558 (18-for-52) with six doubles, one triple, one home run, 11 runs scored, five RBI, eight walks, and two stolen bases in 15 games with the Tides...At the time of his promotion, his average ranked sixth while his slugging and OPS were both 10<sup>th</sup> in the International League (min. 50 AB)...Was also tied for the Norfolk lead in doubles

2 • GUNNAR HENDERSON • INF (L)

.260 • 3 HR • 5 RBI

Current Streak: 9 G (13-35; since 4/26 [G1])

2025 High: 9 G (current streak)

Last Game: 2-4, 2B, R, BB, K

Homestand: 6 G, 9-22, 2 2B, HR, 4 R, RBI, 2 BB, 4 K, SB

Extended his team-leading hitting streak to nine games on Sunday vs. KC...The nine-game stretch is the third longest of his career, the longest since his career-best 14-game run from 6/6-21/24, and the longest by an Oriole since Colton Cowser's 17-gamer from 7/19-8/4/24...Has reached safely in a team-leading 11 straight games

Tied with Ryan O'Hearn for the team lead with eight multi-hit games despite missing the first seven games due to injury

Is batting .333 (6-for-18) with three extra-base hits (2-2B, HR) on offspeed pitches, compared to 3-for-25 (.120) with a double and triple on breaking pitches

His 95.7 mph average exit velocity ranks fourth in MLB behind LAD's Shohei Ohtani (96.7), PIT's Oneil Cruz (96.1), and NYY's Aaron Judge (95.6)...42 of his 75 batted balls (56.0%) have been hard hit (95+ mph), tops on the O's

Reached base safely four times (2 H, 2 BB) on 4/19 vs. CIN for the first time since 8/4/24 at CLE (also 4)

Made his season debut on 4/4 at KC after being placed on the 10-day IL with a right intercostal strain on 3/27, retroactive to 3/24...Was injured in spring on 2/27 vs. TOR

7 • JACKSON HOLLIDAY • INF (L)

.273 • 4 HR • 11 RBI

Current Streak: 5 G (7-15; since 4/28)

2025 High: 5 G (current streak)

Last Game: 3-4, 2 HR, 2 R, 2 RBI

Homestand: 5 G, 7-15, 2 HR, 4 R, 3 RBI, K

Recorded his first career multi-home run game after homering in the second and third innings on Sunday vs. KC...At 21 years, 151 days old, he is the third-youngest Oriole with a multi-homer game behind Manny Machado (20y, 82d & 20y, 35d) and Boog Powell (20y, 271d & 20y, 258d)...Extended his hitting streak to a career-high-tying five games (3x, last: 8/29-9/2/24)

Slashing .407/.484/.630 (11-for-27) with two homers, six runs scored, three RBI, two walks, two hit-by-pitches, and one stolen base in his last 10 games

Has a 17.0 percent strikeout rate over his last 16 games (9 K, 53 PA) after having a 27.3 percent mark (12 K, 44 PA) through his first 12 games...Had a 33.2 percent clip in 2024

Has decreased his whiff rate from 34.1 percent in 2024 to 22.7 this season (-11.4%)

Slashing .407/.543/.741 (11-for-27) with one double, one triple, and two homers when ahead in the count compared to .185/.185/.185 (5-for-27) with no extra-base hits when behind in the count

His 28.7 ft./sec. sprint speed ranks tied for second among all AL second basemen with BOS' David Hamilton, trailing only LAA's Kyren Paris (29.0 ft./sec.)

Has five multi-hit efforts in 28 games this year after having six over 60 games in 2024

Hit his second career grand slam on 4/16 vs. CLE (also 7/31/24 vs. TOR)...Marked the first O's grand slam of the year...At 21 years, 133 days old, became the youngest player in Orioles/Browns franchise history at the time of his second career grand slam, surpassing Cal Ripken, Jr. (22y, 323d), per [@SlangsOnSports](#)

13 • HESTON KJERSTAD • OF (L)

.205 • 3 HR • 12 RBI

Current Streak: 1 G (1-4; since 5/4)

2025 High: 4 G (3/31-4/5)

Last Game: 1-4, 2B

Homestand: 6 G, 4-17, 2B, R, BB, 3 K, SB

Snapped an 0-for-20 skid with a single in fourth inning on 4/30 vs. NYY...Recorded his first multi-hit effort since 4/18 vs. CIN and stole his second career base

Has hit 35.6 percent of his balls to the opposite field, the fourth highest mark in the AL and eighth in MLB

Owens a 11.9% barrel rate this season rate after posting a 6.1 percent mark in 2024

Launched a 407-foot, two-run homer in the eighth inning on 4/18 vs. CIN...Marked the second time homering in back-to-back games in his career (also 6/27-29/24, 2 G)...Had multiple RBI in three straight games for the first time in his career from 4/16-18

Tallied his first career outfield assist on 3/27 at TOR

12 • RAMÓN LAUREANO • OF (R)

.185 • 3 HR • 6 RBI

Current Streak: 0-for-last-3 (since 5/3)

2025 High: 3 G (4/19-24)

Last Game: 0-1 (PH in 8<sup>th</sup>)

Homestand: 6 G, 3-16, 2 2B, RBI, 3 BB, 6 K, SB

Snapped an 0-for-11 skid with a second-inning single on Saturday vs. KC...Drew a walk in two consecutive games for the first time since 9/1-3/24 (also 2 G)

His three outfield assists are tied for fourth in the AL and seventh in MLB...Since 2018, his 52 outfield assists are tied for third in MLB...Baltimore has nine outfield assists this season, third most in MLB behind Cleveland (12) and Los Angeles-NL (10)

After entering as a defensive replacement (Kjerstad HBP) in the third inning on 4/19 vs. CIN, became the fifth player in Orioles history to hit two home runs off the bench (last: Mancini, 6/7/17 vs. PIT)...Was the first MLB reserve to record a multi-homer game since STL's Richie Palacios (9/12/23 at BAL)...Marked his fifth career multi-homer game (last: 6/30/22 at SEA w/ OAK)

Hit his first home run as an Oriole on 4/16 vs. CLE...Eight of his last nine homers since 8/17/24, have been off right-handed pitchers

3 • JORGE MATEO • INF/OF (R)

.143 • 0 HR • 0 RBI

Current Streak: 0-for-last-4 (since 4/29)

2025 High: 2 G (4/27-29)

5/3 vs. KC: 0-3

Homestand: 2 G, 1-6, 2B, 2 K

Has gone a career-high-tying 26 straight games without an RBI since 6/23/24 (also 5/17-7/8/21)

Swiped two bases on 4/27 at DET, his second multi-steal effort of the year and 15<sup>th</sup> of his career...His five stolen bases are tied for the team lead (Mullins)...His 85 stolen bases since 2022 rank sixth in the AL

Doubled in the fifth inning on 4/15 vs. CLE, his first hit of the year...Snapped an 0-for-17 hitless streak dating back to 7/23/24

Swiped second and third base after entering as a pinch runner in the eighth on 4/8 at AZ...Marked the first time an Oriole has done so since Cedric Mullins on 5/23/24 at CWS and the seventh time Mateo has done so in his career (last: 4/22/24 at LAA)

16 • COBY MAYO • INF (R)

.000 • 0 HR • 0 RBI

Current Streak: 0-for-last-7 (since 9/20/24)

2025 High: --

Last Game: 0-3, BB, K

Homestand: 2 G, 0-5, BB, 2 K

Recalled from Triple-A Norfolk prior to Saturday's game and made his season debut

In his last 21 games with the Tides since 4/5, is slashing .289/.371/.602 (24-for-83) with seven doubles, two triples, five home runs, and 19 RBI

Overall, is batting .529 (9-for-17) with two doubles, one triple, four home runs and nine RBI against left-handed pitchers with Norfolk

Currently ranked by *MLB Pipeline* as the No. 12 overall prospect in baseball, while *Baseball America* tabs him No. 27 overall

Made his MLB debut last year on 8/2 at CLE and tallied his first hit on 8/14 vs. WSH

Named the O's 2024 Brooks Robinson Minor League Player of the Year, slashing .293/.372/.592 (105-for-358) with 26 doubles, three triples, 25 home runs, 65 runs scored, 73 RBI, 42 walks, four hit-by-pitches, and four stolen bases in 93 games between Norfolk (89 G) and High-A Aberdeen (4 G)

6 • RYAN MOUNTCASTLE • INF (R)

.202 • 2 HR • 9 RBI

Current Streak: 1 G (1-4; since 5/4)

2025 High: 4 G (3/30-4/3)

Last Game: 1-4, RBI

Homestand: 6 G, 4-22, HR, 2 R, 4 RBI, 9 K

On Friday vs. KC, registered his first multi-hit game since 4/13 vs. TOR (also 2 H)

Owens a team-high .373 batting average (25-for-67) with six doubles and five homers in 18 career games against the Twins

On 4/30 vs. NYY, snapped an 0-for-18 skid with a two-run homer in the second inning...Marked his first multi-RBI game since 4/7 at AZ (2 RBI)

Has four home runs in his last 99 games (86 GS) since 6/8/24...Homered in the second inning on 4/13 vs. TOR, snapping a career-long 41-game home run drought since 7/29/24 (G1) vs. TOR

His 75.4 mph average bat speed ranks in the top eight percent of MLB

Entered the game on 4/23 at WSH as a pinch-hitter in the seventh inning and reached base safely twice (1B, HBP)

His single on 3/30 at TOR off Chris Bassitt was 116.7 mph...Marked the fifth hardest by an Oriole in the *Statcast* era (since 2015) and the hardest since Mark Trumbo on 4/28/17 at NYY (118.5)

31 • CEDRIC MULLINS • OF (L)

.255 • 7 HR • 21 RBI

Current Streak: 1 G (1-5; since 5/4)

2025 High: 6 G (4/18-24)

Last Game: 1-5, HR, R, RBI, K

Homestand: 6 G, 4-24, HR, R, RBI, BB, 5 K

Snapped an 0-for-14 skid with his seventh home run of the season on Sunday vs. KC, a game-tying solo shot to center field in the fifth inning...Marked his first extra-base hit in a season-high 11 straight games

Has reached base safely in 16 of his last 19 games since 4/12, including hits in 13 of the contests

Is averaging 4.42 pitches per plate appearance, the second-highest mark in the AL behind KC's Jonathan India (4.43)

Has reached base safely at least three times in eight games, tied for fourth in the AL behind NYY's Aaron Judge (13) and BOS' Alex Bregman/SEA's Cal Raleigh (both 9)

His five multi-walk efforts are tied for the most in the AL...His 15.2 percent walk rate ranks in the top nine percent of MLB...Has never had a walk rate above 9.5 percent (2023) in his career

Hit his second leadoff homer of the season on 4/19 vs. CIN...Ranks second in franchise history with 18 leadoff homers behind Brady Anderson (44)

32 • RYAN O'HEARN • INF/OF (L)

.306 • 7 HR • 14 RBI

Current Streak: 3 G (5-13; since 5/2)

2025 High: 5 G (4/13-19)

Last Game: 2-5, 2B, HR, 2 R, RBI, 3 K

Homestand: 5 G, 6-19, 2B, 3 HR, 2 R, 6 RBI, 2 BB, 5 K, CS

Notched his eighth multi-hit game of the season on Sunday vs. KC...The eight such games are tied for the team lead with Gunnar Henderson

Has played in a team-high 49 career games against the Twins, posting a .833 OPS

Hit five homers in April, marking the third time in his career hitting 5+ HR in a calendar month (August 2018 - 6 HR & September 2018 - 5 HR)

Has reached base safely in 18 of 20 games since 4/4...Had a 10-game on-base streak from 4/4-19, tied for the second longest of his career (also 9/3-14/18), trailing a 15-gamer (6/15-7/3/24)

Went 22 straight plate appearances without a strikeout from 4/4-13

Has increased his hard-hit rate to 53.5 percent from 40.1 in 2024 (+13.4%)...Ranks among MLB leaders in following percentiles: xBA (92<sup>nd</sup> , .308), hard-hit rate (92<sup>nd</sup>), and xwOBA (91<sup>st</sup> , .401)

His seven pinch-hit knocks last season were the most by an Oriole since 2014 (10, Delmon Young) and ranked fourth in the AL...His 28 pinch-hit hits since 2019 are fourth most among MLB hitters behind CWS' Austin Slater (40), SEA's Donovan Solano (35), and SF's Wilmer Flores (31)

26 • EMMANUEL RIVERA • INF (R)

.250 • 0 HR • 1 RBI

Current Streak: 2 G (2-6; since 5/2)

2025 High: 2 G (current streak)

5/3 vs. KC: 1-3

Homestand: 3 G, 2-8, R, RBI, BB, 2 K

On Friday vs. KC, tallied his first big-league RBI since 9/28/24 at MIN

On 9/28/24 at MIN, he set the O's season high with a career-high 11 total bases after going 4-for-4 with a double, two homers, three runs, four RBI, and a walk...Marked his second career multi-homer game (8/13/22 at COL w/ARI) and also set or tied career bests in RBI, runs (2x), and times on base

Made his season debut on 4/29 vs. NYY...Had his contract selected from Triple-A Norfolk on 4/28

Slashing .308/.370/.338 (20-for-65) with two doubles, five runs scored, 13 RBI, six walks, one hit-by-pitch, and one stolen base in 17 games with the Tides

Opened the year on the Norfolk 7-day Injured List...Reinstated on 4/4 and made his season debut that day at Charlotte

Dealt with a shoulder injury in Spring Training and did not appear in a game after 3/13...Reassigned to minor league camp on 3/24

Claimed off waivers from the Miami Marlins on 8/21/24 and appeared in 27 regular games for the Orioles...Made a pinch hit appearance in Game 1 of the ALWCS vs. KC

35 • ADLEY RUTSCHMAN • C (S)

.216 • 4 HR • 10 RBI

Current Streak: 1 G (1-5; since 5/4)

2025 High: 8 G (4/3-13)

Last Game: 1-5, 2B, RBI

Homestand: 6 G, 5-20, 2 2B, 3 R, 2 RBI, 3 BB, 3 K

Has drawn a walk in 10 of his last 15 games since 4/17, registering 10 walks against 11 strikeouts during that stretch

Snapped an 0-for-20 skid with a third-inning single on 4/20 vs. CIN

His 37.8 percent squared-up rate ranks second in the AL behind the ATH's Jacob Wilson (40.4%) and fifth in MLB...Ranks in the top four percent of MLB with a 18.2 percent chase rate, while his 14.1 percent whiff rate ranks in the top five percent

Owens career-highs in average exit velocity (89.4 mph) and barrel rate (8.9%)

Reached safely in his first 14 games to begin the year, the longest season-opening streak by an Oriole since Anthony Santander (18 G, 4/8-27/22)

Joined Cedric Mullins as the third and fourth players in franchise history (since 1954) with two home runs on Opening Day, along with Brooks Robinson (1973) and Sam Horn (1990)...All three of his career multi-homer games have come vs. TOR

Since his MLB debut on 5/21/22, ranks among all MLB primary catchers with 91 doubles (T-1<sup>st</sup>) and 431 hits (2<sup>nd</sup>)...MIL's William Contreras ranks first in hits and tied for first in doubles with Rutschman (440 H, 91 2B)





ADDITIONAL HITTER INFO																	
			MULTI-HIT GAMES					MULTI-RBI GAMES					LAST HR (DATE/PITCHER)		MULTI-HR GAMES		
	vs. LHP	vs. RHP	2	3	4	5	TOTAL	2	3	4	5	6+	TOTAL		2025	CAREER	LAST (HRS)
Dylan Carlson	.000	.000	-	-	-	-	-	-	-	-	-	-	-	8/16/24 vs. AZ (Nelson)	-	3	6/20/23 at WSH (2)
Maverick Handley	.000	.000	-	-	-	-	-	-	-	-	-	-	-	-	-	-	-
Gunnar Henderson	.163	.328	6	2	-	-	8	1	-	-	-	-	1	4/29/25 vs. NYY (Rodón)	-	2	6/21/24 at HOU (2)
Jackson Holliday	.211	.290	3	2	-	-	5	2	-	1	-	-	3	5/4/25 vs. KC (Lorenzen)	1	1	5/4/25 vs. KC (2)
Heston Kjerstad	.100	.238	3	-	-	-	3	4	-	-	-	-	4	4/18/25 vs. CIN (Barlow)	-	-	-
Ramón Laureano	.154	.214	2	-	-	-	2	-	1	-	-	-	1	4/19/25 vs. CIN (Spiers)	1	5	4/19/25 vs. CIN (2)
Jorge Mateo	.190	.000	1	-	-	-	1	-	-	-	-	-	-	6/21/24 at HOU (Hernandez)	-	1	8/2/22 at TEX (2)
Coby Mayo	.000	.000	-	-	-	-	-	-	-	-	-	-	-	-	-	-	-
Ryan Mountcastle	.176	.214	5	-	-	-	5	2	-	-	-	-	2	5/2/25 vs. NYY (Carrasco)	-	10	6/4/24 at TOR (2)
Cedric Mullins	.290	.241	5	1	-	-	6	2	-	1	1	-	4	5/4/25 vs. KC (Lorenzen)	1	6	3/27/25 at TOR (2)
Ryan O'Hearn	.250	.319	7	1	-	-	8	1	2	-	-	-	3	5/4/25 vs. KC (Lorenzen)	-	2	8/25/19 at CLE (2)
Emmanuel Rivera	.250	.250	-	-	-	-	-	-	-	-	-	-	-	9/28/24 at MIN (Varland)	-	2	9/28/24 at MIN (2)
Adley Rutschman	.162	.243	3	1	-	-	4	-	1	-	-	-	1	4/20/25 vs. CIN (Wynne)	1	3	3/27/25 at TOR (2)

O's HITTERS															2024 vs. MINNESOTA TWINS															CAREER vs. MINNESOTA TWINS														
PLAYER	G	AB	R	H	2B	3B	HR	RBI	BB	IBB	SO	AVG	OBP	SLG		G	AB	R	H	2B	3B	HR	RBI	BB	IBB	SO	AVG	OBP	SLG															
Dylan Carlson	3	8	1	2	0	0	0	2	1	0	4	.250	.333	.250		9	28	2	6	3	0	0	5	2	0	6	.214	.267	.321															
Maverick Handley																																												
Gunnar Henderson	5	19	3	7	0	0	3	6	2	0	5	.368	.409	.842		11	40	4	11	0	0	3	8	6	0	13	.275	.375	.500															
Jackson Holliday	6	16	3	4	1	0	0	0	4	0	6	.250	.400	.313		6	16	3	4	1	0	0	0	4	0	6	.250	.400	.313															
Heston Kjerstad	2	6	1	2	0	0	1	1	0	0	3	.333	.333	.833		2	6	1	2	0	0	1	1	0	0	3	.333	.333	.833															
Ramón Laureano	6	20	1	5	1	0	0	3	0	0	5	.250	.286	.300		35	131	21	36	8	1	4	11	10	0	40	.275	.345	.443															
Jorge Mateo																11	23	3	3	1	1	1	3	4	0	8	.130	.250	.391															
Coby Mayo																																												
Ryan Mountcastle	5	21	3	9	1	0	0	1	0	0	8	.429	.409	.476		18	67	10	25	6	0	5	11	1	0	20	.373	.386	.687															
Cedric Mullins	5	18	6	6	0	0	2	5	1	0	4	.333	.350	.667		26	93	14	25	6	1	4	13	7	0	22	.269	.320	.484															
Ryan O'Hearn	6	22	8	9	0	0	4	7	1	0	4	.409	.435	.955		49	123	18	32	7	0	7	16	14	1	41	.260	.345	.488															
Emmanuel Rivera	3	7	3	5	1	0	2	4	1	0	1	.714	.750	1.714		13	42	9	12	2	0	4	8	3	0	9	.286	.333	.619															
Adley Rutschman	6	27	5	7	1	0	0	2	1	0	2	.259	.310	.296		14	56	9	12	1	0	2	5	2	0	11	.214	.254	.339															

O's PITCHERS															2024 vs. MINNESOTA TWINS															CAREER vs. MINNESOTA TWINS														
PLAYER	W	L	SV	G	GS	INN	H	R	ER	HR	BB	K	ERA	AVG		W	L	SV	G	GS	INN	H	R	ER	HR	BB	K	ERA	AVG															
Keegan Akin	0	0	0	3	0	1.2	4	4	4	1	0	3	21.60	.444		0	0	0	6	0	7.1	12	8	8	2	1	8	9.82	.353															
Bryan Baker																0	1	0	4	0	5.0	4	1	1	0	2	4	1.80	.211															
Félix Bautista																1	0	1	6	0	7.2	1	0	0	0	2	14	0.00	.048															
Matt Bowman	0	0	0	1	1	1.1	1	0	0	0	0	2	0.00	.200		0	0	0	3	1	4.0	3	1	1	1	1	6	2.25	.200															
Yennier Cano	0	0	0	3	0	3.2	2	0	0	0	1	5	0.00	.167		0	0	0	5	0	5.2	3	0	0	0	1	8	0.00	.167															
Seranthony Domínguez	0	0	0	3	0	2.2	5	3	3	0	2	3	10.13	.385		0	0	0	5	0	3.2	7	6	6	1	3	3	14.73	.389															
Kyle Gibson																1	0	0	2	2	15.0	6	5	5	3	3	19	3.00	.118															
Dean Kremer																0	2	0	2	2	7.0	13	12	12	3	5	10	15.43	.394															
Charlie Morton																2	1	0	4	4	24.0	21	15	12	1	10	28	4.50	.233															
Cionel Pérez	0	0	0	1	0	1.0	0	0	0	0	0	1	0.00	.000		2	0	0	6	0	7.1	2	0	0	0	2	5	0.00	.091															
Cade Povich	1	0	0	1	1	5.2	2	0	0	0	1	2	0.00	.105		1	0	0	1	1	5.2	2	0	0	0	1	2	0.00	.105															
Gregory Soto	1	1	0	3	0	1.0	1	1	1	0	1	0	9.00	.333		2	4	7	30	1	28.1	33	19	16	3	23	23	5.08	.300															
Tomoyuki Sugano																																												

RECENT TRANSACTIONS	
5/4	Returned <b>RHP Chayce McDermott</b> <sup>3</sup> (right lat strain) from his rehab assignment, reinstated him from the 15-Day Injured List, and optioned him to Triple-A Norfolk.
5/3	Recalled <b>INF Coby Mayo</b> from Triple-A Norfolk...Placed <b>INF Ramón Urías</b> (right hamstring strain) on the 10-day Injured List, retroactive to 5/1.
4/29	Recalled <b>RHP Kyle Gibson</b> from High-A Aberdeen.
4/28	Recalled <b>RHP Kade Strowd</b> from Triple-A Norfolk...Selected the contracts of <b>C Maverick Handley</b> and <b>INF Emmanuel Rivera</b> from Triple-A Norfolk...Placed <b>C Gary Sánchez</b> (right wrist inflammation) and <b>INF Jordan Westburg</b> (left hamstring strain) on the 10-day Injured List...Transferred <b>OF Colton Cowser</b> (left thumb fracture) and <b>RHP Grayson Rodríguez</b> (right lat strain) to the 60-day Injured List...Claimed <b>LHP Walter Pennington</b> off waivers from the Texas Rangers and optioned him to Triple-A Norfolk...Optioned <b>RHP Kade Strowd</b> <sup>1</sup> to Triple-A Norfolk (postgame).
4/27	Optioned <b>LHP Grant Wolfram</b> <sup>1</sup> to Triple-A Norfolk (postgame)... <b>RHP Chayce McDermott</b> (right lat strain) began a rehab assignment with Double-A Chesapeake.
4/26	Recalled <b>OF Dylan Carlson</b> from Triple-A Norfolk...Placed <b>OF Tyler O'Neill</b> (neck inflammation) on the 10-day Injured List, retroactive to 4/24...Recalled <b>LHP Grant Wolfram</b> from Triple-A Norfolk (between DH games)...Added <b>RHP Colin Selby</b> as the 27 <sup>th</sup> man from Triple-A Norfolk (between DH games)...Optioned <b>RHP Brandon Young</b> to Triple-A Norfolk (between DH games)...Returned <b>RHP Colin Selby</b> to Triple-A Norfolk (postgame).
4/23	<b>LHP Trevor Rogers</b> (right knee subluxation) began a rehab assignment with Double-A Chesapeake.
4/22	Recalled <b>RHP Brandon Young</b> from Triple-A Norfolk...Placed <b>RHP Cody Poteet</b> (right shoulder inflammation) on the 15-day Injured List, retroactive to 4/21.
4/20	Traded <b>RHP Scott Blewett</b> for cash considerations...Recalled <b>RHP Cody Poteet</b> from Triple-A Norfolk...Optioned <b>RHP Brandon Young</b> <sup>4</sup> to Triple-A Norfolk.
4/19	Recalled <b>RHP Brandon Young</b> from High-A Aberdeen...Designated <b>RHP Scott Blewett</b> for assignment.
4/15	Activated <b>RHP Scott Blewett</b> ...Optioned <b>RHP Colin Selby</b> <sup>4</sup> to Triple-A Norfolk...Released <b>LHP Luis González</b> .
4/14	Claimed <b>RHP Scott Blewett</b> off waivers from the Minnesota Twins...Designated <b>LHP Luis González</b> for assignment.
4/9	Recalled <b>RHP Colin Selby</b> from Triple-A Norfolk...Placed <b>RHP Zach Eflin</b> (right lat strain) on the 15-day Injured List, retroactive to 4/8.
4/7	Acquired <b>LHP Grant Wolfram</b> from the Milwaukee Brewers in exchange for minor league <b>OF Daz Cameron</b> and cash considerations and optioned him to Triple-A Norfolk...Transferred <b>RHP Albert Suárez</b> (right subscapularis strain) to the 60-day Injured List.
4/5	Traded minor league <b>INF/OF Nick Gordon</b> to the Kansas City Royals for cash considerations.
4/4	Reinstated <b>INF Gunnar Henderson</b> (right intercostal strain) from the 10-day Injured List.
4/3	Optioned <b>OF Dylan Carlson</b> to Triple-A Norfolk (postgame).
3/31	Recalled <b>OF Dylan Carlson</b> from Triple-A Norfolk...Placed <b>OF Colton Cowser</b> (left thumb fracture) on the 10-day Injured List.
3/30	Selected the contract of <b>RHP Matt Bowman</b> from Triple-A Norfolk...Placed <b>RHP Albert Suárez</b> (right shoulder inflammation) on the 15-day Injured List, retroactive to 3/29.
3/29	Acquired <b>RHP Cody Poteet</b> from the Chicago Cubs in exchange for cash considerations and optioned him to Triple-A Norfolk.

EUTAW STREET HOME RUNS			
DATE	PLAYER (Team)	OPP. (Pitcher)	DISTANCE
4/29	Trent Grisham (NYY)	BAL (Gibson)	399 ft.
4/19	Jake Fraley (CIN)	BAL (Young)	421 ft.
<b>2025 totals - 2</b> (0 by Orioles, 2 by opponents)			
<b>*Total since 1992 - 133</b> (64 by Orioles, 69 by opponents)			

O's CHALLENGES				
TEAM	TOTAL	WON	LOST	SUCCESS RATE
Orioles	15	4	11	27%
Opponents	5	3	2	60%
Last by O's: 5/4 vs. KC (T8)		Batter/Runner: Isbel		Tag Play (HP)
Last by Opp.: 4/26 (G2) at DET (B4)		Batter/Runner: Báez		Force Play (1B)
				Safe/Confirmed Out/Overturned

RECORD BY POSITION															
Dylan Carlson	-	-	-	-	-	0-2	0-1	-	-						
Colton Cowser	-	-	-	-	-	2-2	-	-	-						
Maverick Handley	0-1	-	-	-	-	-	-	-	-						
Gunnar Henderson	-	-	-	-	-	9-15	-	-	-	1-1					
Jackson Holliday	-	-	8-13	-	4-1	-	-	-	-	-					
Heston Kjerstad	-	-	-	-	-	6-11	-	5-2	1-0						
Ramón Laureano	-	-	-	-	-	4-5	-	2-3	-						
Jorge Mateo	-	-	1-4	-	0-4	-	0-1	-	-						
Coby Mayo	-	-	-	0-1	-	-	-	-	-						
Ryan Mountcastle	-	11-15	-	-	-	-	-	-	0-1						
Cedric Mullins	-	-	-	-	-	-	13-18	-	-						
Ryan O'Hearn	-	2-4	-	-	-	-	-	2-3	7-6						
Tyler O'Neill	-	-	-	-	-	1-0	-	4-12	0-1						
Emmanuel Rivera	-	0-1	-	1-1	-	-	-	-	-						
Adley Rutschman	11-12	-	-	-	-	-	-	-	1-6						
Gary Sánchez	2-7	-	-	-	-	-	-	-	0-1						
Ramón Urías	-	-	-	10-10	-	-	-	-	0-1						
Jordan Westburg	-	-	4-3	2-8	-	-	-	-	3-3						

RECORD BY BATTING ORDER									
Dylan Carlson	-	-	-	-	-	0-1	-	-	0-2
Colton Cowser	2-2	-	-	-	-	-	-	-	-
Maverick Handley	-	-	-	-	-	-	-	-	0-1
Gunnar Henderson	4-5	5-7	1-3	0-1	-	-	-	-	-
Jackson Holliday	-	-	-	-	-	2-1	0-4	5-3	5-6
Heston Kjerstad	-	-	-	-	1-1	7-4	2-6	2-2	-
Ramón Laureano	0-1	-	-	-	1-2	1-2	2-0	0-1	2-2
Jorge Mateo	-	-	-	-	-	-	-	0-3	1-6
Coby Mayo	-	-	-	-	-	-	0-1	-	-
Ryan Mountcastle	-	-	0-1	3-5	3-4	2-2	2-2	1-2	-
Cedric Mullins	6-9	-	1-0	1-1	3-5	0-1	2-1	-	0-1
Ryan O'Hearn	-	-	4-4	6-7	0-2	-	-	1-0	-
Tyler O'Neill	-	-	1-3	0-3	3-4	1-3	-	-	-
Emmanuel Rivera	-	-	-	-	-	-	0-1	0-1	1-0
Adley Rutschman	0-1	7-13	5-4	-	-	-	-	-	-
Gary Sánchez	-	-	-	-	0-1	0-2	1-2	1-3	-
Ramón Urías	-	-	-	0-1	-	0-2	3-1	3-5	4-2
Jordan Westburg	1-2	1-0	1-5	3-2	2-1	0-2	1-2	-	-

2025 BY THE NUMBERS			
	HOME	AWAY	TOTAL
Overall	8-9	5-11	13-20
MONTH	HOME	AWAY	TOTAL
March (5)	1-0	2-2	3-2
April (26)	6-7	3-9	9-16
May (27)	1-2	-	1-2
June (27)	-	-	-
July (24)	-	-	-
August (28)	-	-	-
September (25)	-	-	-
TOTAL (162)	8-9	5-11	13-20
DAY OF WEEK	HOME	AWAY	TOTAL
Monday (14)	2-0	1-0	3-0
Tuesday (24)	0-2	0-2	0-4
Wednesday (24)	2-1	0-2	2-3
Thursday (18)	1-1	2-0	3-1
Friday (26)	1-1	0-2	1-3
Saturday (28)	2-1	2-2	4-3
Sunday (27)	0-3	0-3	0-6
TOTAL (162)	8-9	5-11	13-20
VS. AL EAST	HOME	AWAY	TOTAL
Boston Red Sox (13)	1-2	-	1-2
New York Yankees (13)	2-1	-	2-1
Tampa Bay Rays (13)	-	-	-
Toronto Blue Jays (13)	1-1	2-2	3-3
TOTAL (52)	4-4	2-2	6-6
VS. AL CENTRAL	HOME	AWAY	TOTAL
Chicago White Sox (7)	-	-	-
Cleveland Guardians (7)	2-1	-	2-1
Detroit Tigers (6)	-	0-3	0-3
Kansas City Royals (6)	1-2	1-2	2-4
Minnesota Twins (6)	-	-	-
TOTAL (32)	3-3	1-5	4-8
VS. AL WEST	HOME	AWAY	TOTAL
Houston Astros (7)	-	-	-
Los Angeles Angels (6)	-	-	-
Oakland Athletics (6)	-	-	-
Seattle Mariners (6)	-	-	-
Texas Rangers (7)	-	-	-
TOTAL (32)	-	-	-
VS. NL EAST	HOME	AWAY	TOTAL
Atlanta Braves (3)	-	-	-
Miami Marlins (3)	-	-	-
New York Mets (3)	-	-	-
Philadelphia Phillies (3)	-	-	-
Washington Nationals (4)	-	1-2	1-2
TOTAL (16)	-	1-2	1-2
VS. NL CENTRAL	HOME	AWAY	TOTAL
Chicago Cubs (3)	-	-	-
Cincinnati Reds (3)	1-2	-	1-2
Milwaukee Brewers (3)	-	-	-
Pittsburgh Pirates (3)	-	-	-
St. Louis Cardinals (3)	-	-	-
TOTAL (15)	1-2	-	1-2
VS. NL WEST	HOME	AWAY	TOTAL
Arizona Diamondbacks (3)	-	1-2	1-2
Colorado Rockies (3)	-	-	-
Los Angeles Dodgers (3)	-	-	-
San Diego Padres (3)	-	-	-
San Francisco Giants (3)	-	-	-
TOTAL (15)	-	1-2	1-2

BALTIMORE ORIOLES - WALK-OFF AND MISC. HOME RUNS

Baltimore Orioles Walk-off Wins							
Date	Score	Batter/Runner	Action	RBI	Pitcher	INN	OUTS
-	-	-	-	-	-	-	-
Opponent Walk-off Wins							
Date	Score	Batter/Runner	Action	RBI	Pitcher	INN	OUTS
-	-	-	-	-	-	-	-
Baltimore Orioles Back-to-Back Home Runs							
Date	Score	Batters	Pitcher	INN	OUTS		
4/19	CIN 5 @ BAL 9	Ramón Laureano/Jordan Westburg	Carson Spiers	7	2		
4/19	CIN 5 @ BAL 9	Cedric Mullins/Gunnar Henderson	Hunter Greene	1	0		
3/27	BAL 12 @ TOR 2	Adley Rutschman/Jordan Westburg	Yariel Rodríguez	8	1		
Opponent Back-to-Back Home Runs							
Date	Score	Batters	Pitcher	INN	OUTS		
5/4	KC 11 @ BAL 6	Bobby Witt Jr./Vinnie Pasquantino	Yennier Cano	7	1		
4/29	NYY 15 @ BAL 3	Trent Grisham/Aaron Judge/Ben Rice	Kyle Gibson	1	0		
4/17	CLE 2 @ BAL 6	Daniel Schneemann/Austin Hedges	Tomoyuki Sugano	3	0		
4/9	BAL 0 @ AZ 9	Pavin Smith/Josh Naylor	Dean Kremer	5	1		
Baltimore Orioles Grand Slams							
Date	Score	Batter	Pitcher	INN	OUTS		
4/16	CLE 1 @ BAL 9	Jackson Holliday	Gavin Williams	2	1		
Opponent Grand Slams							
Date	Score	Batter	Pitcher	INN	OUTS		
4/20	CIN 24 @ BAL 2	Noelvi Marte	Jorge Mateo	8	2		
Baltimore Orioles Inside-the-Park Home Runs							
Date	Score	Batter	RBI	Pitcher	INN	OUTS	
-	-	-	-	-	-	-	
Opponent Inside-the-Park Home Runs							
Date	Score	Batter	RBI	Pitcher	INN	OUTS	
-	-	-	-	-	-	-	
Baltimore Orioles Pinch-Hit Home Runs							
Date	Score	Batter	RBI	Pitcher	INN	OUTS	
-	-	-	-	-	-	-	
Opponent Pinch-Hit Home Runs							
Date	Score	Batter	RBI	Pitcher	INN	OUTS	
-	-	-	-	-	-	-	
Baltimore Orioles Leadoff Home Runs							
Date	Score	Batter	Pitcher				
4/19	CIN 5 @ BAL 9	Cedric Mullins	Hunter Greene				
4/3	BOS 8 @ BAL 4	Cedric Mullins	Tanner Houck				
3/29	BAL 9 @ TOR 5	Colton Cowser	Max Scherzer				
Opponent Leadoff Home Runs							
Date	Score	Batter	Pitcher				
4/29	NYY 15 @ BAL 3	Trent Grisham	Kyle Gibson				
4/23	BAL 3 @ WSH 4	James Wood	Tomoyuki Sugano				

LAST TIME IT HAPPENED	
BATTING	
Eutaw St. Home Run	Gunnar Henderson, 8/14/24 vs. WSH (Herz)
Opponent	Trent Grisham, 4/30/25 vs. NYY (Gibson)
Second Deck Home Run in LF at OPACY	Austin Hays, 6/7/22 vs. CHC (Mills)
Opponent	Pete Alonso, 9/2/20 vs. NYM (Means)
Grand Slam	Jackson Holliday, 4/16/25 vs. CLE (Williams)
Two Grand Slams in One Game	Reimold, Clevenger, 9/11/15 vs. KC (Herrera, Chamberlain)
Pinch-Hit Home Run	Ryan O’Hearn, 6/6/24 at TOR (García)
Pinch-Hit Walk-Off Home Run	Nolan Reimold, 7/24/16 vs. CLE (Allen)
Pinch-Hit Grand Slam	Dwight Evans, 7/26/91 vs. OAK (Nelson)
Inside the Park Home Run	Jorge Mateo, 8/20/23 at OAK (Sears)
LH & RH Home Run, Same Game	Anthony Santander, 8/7/24 at TOR (Francis, Yarbrough)
Individual 2-Home Run Game	Jackson Holliday, 5/4/25 vs. KC (Lorenzen)
Individual 3-Home Run Game	Ryan Mountcastle, 6/19/21 vs. TOR (Manoah, Kay)
Individual 4-Home Run Game	Never
Home Run in Consecutive Games	Cedric Mullins, 4/18-19/25 vs. CIN
Home Run in 3 Consecutive Games	Jackson Holliday, 8/4-7/24 at CLE, at TOR
Home Run in 4 Consecutive Games	Gunnar Henderson, 5/17-20/24 vs. SEA, at STL
Home Run in 5 Consecutive Games	Jonathan Schoop, 7/22-27/18 vs. TOR, BOS, TB
Home Run in 6 Consecutive Games	Chris Davis, 9/26-10/2/12 vs. TOR, BOS, TB
4-Home Run Game, Team	5/4/25 vs. KC
5-Home Run Game, Team	4/19/25 vs. CIN
6-Home Run Game, Team	3/27/25 at TOR
7-Home Run Game, Team	6/2/16 vs. BOS
8+-Home Run Game, Team	6/16/15 vs. PHI (8)
10+-Run Game, Team	3/27/25 at TOR (12)
15+-Run Game, Team	6/20/24 at NYY (17)
20+-Run Game, Team	9/28/00 vs. TOR (23)
Back-to-Back HR	Laureano/Westburg, 4/19/25 vs. CIN (7 <sup>th</sup> inning)
Back-to-Back HR to Start First Inning	Mullins/Henderson, 4/19/25 vs. CIN
Back-to-Back-to-Back HR	Schoop/Davis/Mancini, 8/6/17 vs. DET (1 <sup>st</sup> inning)
Back-to-Back-to-Back HR to Start First Inning	Flaherty/Hardy/Markakis, 5/10/12 (G1) vs. TEX
2 Back-to-Back HRs, Same Game	Mullins/Henderson (1 <sup>st</sup> ), Laureano/Westburg (7 <sup>th</sup> ) 4/19/25 vs. CIN
Leadoff Home Run	Cedric Mullins, 4/19/25 vs. CIN (Greene)
Walk-Off Win	Anthony Santander (HR), 9/19/24 vs. SF (Walker)
Walk-Off Home Run	Anthony Santander, 9/19/24 vs. SF (Walker)
Walk-Off Grand Slam	Manny Machado, 8/18/17 vs. LAA (Middleton)
Walk-Off Home Run, Eutaw St.	Rio Ruiz, 8/11/19 vs. HOU (Osuna)
Home Run, 15 <sup>th</sup> Inning or later	Jonathan Villar, 7/25/19 at LAA (Canning)
Home Run, 17 <sup>th</sup> Inning or later	Adam Jones, 5/6/12 at BOS (McDonald)
Home Run by a Pitcher	Zack Britton, 7/3/11 at ATL (Beachy)
2-Home Run Game by a Pitcher	Milt Pappas, 8/27/61 at MIN (Ramos)
Oriole w/ 2 Home Runs in one inning	Connor Norby, 6/4/24 at TOR (Pearson)
Oriole w/ 3 Home Runs in consecutive innings	Mark Trumbo, 4/15/16 at TEX (7 <sup>th</sup> inning, Pérez, Faulkner)
5-Hit Game	Manny Machado, 8/7/16 at CWS (1 <sup>st</sup> , 2 <sup>nd</sup> , 3 <sup>rd</sup> inning, Shields, Albers)
6-Hit Game	Adley Rutschman, 6/21/24 at HOU
5-RBI Game	Cal Ripken, Jr., 6/13/99 at ATL
6-RBI Game	Cedric Mullins, 3/27/25 at TOR
7-RBI Game	Adley Rutschman, 6/9/24 at TB
8-RBI Game	Ryan Mountcastle, 4/11/23 vs. OAK (9)
9-RBI Game	Ryan Mountcastle, 4/11/23 vs. OAK (9)
	Ryan Mountcastle, 4/11/23 vs. OAK
PITCHING	
Perfect Game	Never
No-Hitter	5/5/21 at SEA (Means)
1-Hitter	5/26/24 at CWS (Bradish, Coulombe, Cano, Kimbrel)
Complete Game	9/23/22 vs. HOU (Kremer)
Shutout	9/23/22 vs. HOU (Kremer)
Team Shutout	5/2/25 vs. KC (Kremer, Cano, Bautista)
Consecutive CG, Pitcher	Sidney Ponson (2), 5/16-22/04
Consecutive Shutouts, Pitcher	Mike Mussina (2), 9/26-10/1/95
Consecutive CG, Team	5/13-14/11 (Guthrie/Bergesen)
Consecutive Shutouts, Team	4/18-19/23 at WSH
10+ Strikeout Game, Pitcher	Charlie Morton (10), 4/3/25 vs. BOS
15+ Strikeout Game, Pitcher	Erik Bedard (15), 7/7/07 at TEX
10+ Strikeout Game, Team	4/28/25 vs. NYY (15)
15+ Strikeout Game, Team	4/28/25 vs. NYY (15)
4+ Strikeouts in an inning	Mike Cuellar (4), 5/29/70 at CAL
Immaculate Inning	Kevin Gausman, 4/23/18 vs. CLE (7 <sup>th</sup> inning)
MISCELLANEOUS	
Hit for the Cycle	Cedric Mullins, 5/12/23 vs. PIT (7 <sup>th</sup> in club history)
Steal of Home	Cedric Mullins, 8/12/21 vs. DET
Position Player to Pitch	Gary Sánchez, 4/19/25 vs. CIN (1.0 IP, 2 H, 4 R, BB, HR)
Triple Play Turned	9/18/22, Bottom 3 <sup>rd</sup> at TOR (Chapman batting/Kremer pitching)
	Scoring: 6-4-3 (Mateo-Vavra-Aguilar)
Manager Ejection	Brandon Hyde, 4/13/25 vs. TOR (18 <sup>th</sup> career)
Player Ejection	Ryan O’Hearn, 8/21/24 at NYM (2 <sup>nd</sup> career)
WINNING SWEEPS	
2-Game, at OPACY	September 26-27, 2023 vs. WSH
2-Game, Road	April 18-19, 2023 at WSH
3-Game, at OPACY	April 15-17, 2024 vs. MIN
3-Game, Road	September 27-29, 2024 at MIN
4-Game, at OPACY	July 7-10, 2022 vs. LAA
4-Game, Road	June 7-10, 2024 at TB
Doubleheader	June 25, 2016 vs. TB

2025 OUTFIELD ASSISTS						
Outfielder	1B	2B	3B	HP	TOTAL	ERRORS (F-T)
Dylan Carlson	-	-	-	-	-	-
Colton Cowser	-	-	-	-	-	-
Heston Kjerstad	-	2	-	-	2	-
Ramón Laureano	-	2	-	1	3	2 (1-1)
Jorge Mateo	-	-	-	-	-	1 (1-0)
Cedric Mullins	-	-	-	-	-	2 (1-1)
Ryan O’Hearn	-	-	-	-	-	-
Tyler O’Neill	1	2	-	1	4	-
Team Totals	1	6	-	2	9	5 (3-2)

2025 CATCHING BREAKDOWN							
	Errors	SB	Pick-offs				
Catcher	F-T-C	PB	CCS-ATT	1B-2B-3B	Inn.	ERA	W-L (GS)
Adley Rutschman	0-1-0	0	2-22	0-1-0	198.0	5.45	11-12
Gary Sánchez	0-0-0	1	0-2	1-0-0	77.0	5.03	2-7
Maverick Handley	0-0-0	0	0-0	0-0-0	12.0	7.50	0-1
Totals	0-1-0	1	2-24	1-1-0	287.0	5.43	13-20


SCORING BY INNING									
	1	2	3	4	5	6	7	8	9
OPPONENTS	26	19	24	23	25	11	21	23	11
ORIOLES	16	19	18	10	12	13	18	21	2


ORIOLES WHO MADE THEIR MAJOR LEAGUE DEBUT IN 2025			
DATE	PLAYER	STATS	NOTES
4/29 vs. NYY	Maverick Handley	0-for-2, 2 K	Entered in 6 <sup>th</sup>
4/26 (G2) at DET	Grant Wolfram	0.1 IP, 1 H, 1 BB	Final out of 7 <sup>th</sup>
4/19 vs. CIN	Brandon Young	ND: 4.0+ IP, 7 H, 3 R, 3 ER, 3 BB, 3 K, HR	Game Started
3/30 at TOR	Tomoyuki Sugano	L: 4.0 IP, 4 H, 2 R, 2 ER, 2 BB, 1 K	Game Started


2025 SCHEDULE


	DATE	OPP.	W-L	SCORE	WP/LP/SV	REC	POS	GA/GB	ATT.
1	3/27	at TOR	W	12-2	Eflin/Berrios	1-0	T-1 <sup>st</sup>	+0.5	40,734
2	3/28	at TOR	L	8-2	Gausman/Morton	1-1	T-3 <sup>rd</sup>	-0.5	26,289
3	3/29	at TOR	W	9-5	Kremer/Lovelady	2-1	2 <sup>nd</sup>	-0.5	27,005
4	3/30	at TOR	L	3-1	Bassitt/Sugano/Hoffman	2-2	3 <sup>rd</sup>	-1.5	21,069
5	3/31	vs. BOS	W	8-5	Dominguez/Newcomb	3-2	3 <sup>rd</sup>	-1.0	45,002*
MARCH TOTALS: 3-2			TEAM ERA: 4.60		TEAM AVG: .305				
	4/1	OFF DAY				3-2	4 <sup>th</sup>	-1.0	
6	4/2	vs. BOS	L	3-0	Crochet/Eflin/Chapman	3-3	4 <sup>th</sup>	-1.5	18,146
7	4/3	vs. BOS	L	8-4	Kelly/Morton	3-4	T-4 <sup>th</sup>	-2.0	16,656
8	4/4	at KC	L	8-2	Lugo/Kremer	3-5	5 <sup>th</sup>	-2.5	14,196
9	4/5	at KC	W	8-1	Sugano/Wacha	4-5	5 <sup>th</sup>	-2.5	14,383
10	4/6	at KC	L	4-1	Bubic/Povich/Estévez	4-6	5 <sup>th</sup>	-2.5	19,098
11	4/7	at AZ	W	5-1	Eflin/Gallen	5-6	T-4 <sup>th</sup>	-1.5	20,333
12	4/8	at AZ	L	4-3	Kelly/Morton/Martinez	5-7	4 <sup>th</sup>	-2.0	23,843
13	4/9	at AZ	L	9-0	Pfaadt/Kremer	5-8	5 <sup>th</sup>	-2.5	22,411
	4/10	OFF DAY				5-8	5 <sup>th</sup>	-2.5	
	4/11	vs. TOR	**POSTPONED**		Rescheduled for 7/29 (DH)				
14	4/12	vs. TOR	W	5-4	Baker/Francis/Bautista	6-8	T-4 <sup>th</sup>	-2.0	22,130
15	4/13	vs. TOR	L	7-6	Hoffman/Bowman	6-9	5 <sup>th</sup>	-2.5	27,193
	4/14	OFF DAY				6-9	5 <sup>th</sup>	-2.5	
16	4/15	vs. CLE	L	6-3	Allen/Morton/Clase	6-10	5 <sup>th</sup>	-3.5	14,203
17	4/16	vs. CLE	W	9-1	Kremer/Williams	7-10	5 <sup>th</sup>	-3.5	13,964
18	4/17	vs. CLE	W	6-2	Sugano/Bibee	8-10	4 <sup>th</sup>	-3.5	16,201
19	4/18	vs. CIN	L	8-3	Abbott/Povich	8-11	4 <sup>th</sup>	-4.5	42,587*
20	4/19	vs. CIN	W	9-5	Dominguez/Greene/Bautista	9-11	4 <sup>th</sup>	-3.5	28,534
21	4/20	vs. CIN	L	24-2	Rogers/Morton/Wynne	9-12	4 <sup>th</sup>	-4.5	19,053
	4/21	OFF DAY				9-12	4 <sup>th</sup>	-4.0	
22	4/22	at WSH	L	7-0	Parker/Kremer	9-13	4 <sup>th</sup>	-4.0	29,504
23	4/23	at WSH	L	4-3	López/Soto/Finnegan	9-14	5 <sup>th</sup>	-5.0	22,246
24	4/24	at WSH	W	2-1	Povich/Gore/Bautista	10-14	5 <sup>th</sup>	-4.5	23,058
	4/25	at DET	**POSTPONED**		Rescheduled for 4/26 (DH)				
25	4/26-1	at DET	L	4-3	Mize/Young/Vest	10-15			28,509
26	4/26-2	at DET	L	6-2	Hurter/Morton	10-16	5 <sup>th</sup>	-5.0	21,422
27	4/27	at DET	L	7-0	Skubal/Kremer	10-17	5 <sup>th</sup>	-6.5	28,613
28	4/28	vs. NYY	W	4-3	Sugano/Warren/Bautista	11-17	5 <sup>th</sup>	-5.5	22,775
29	4/29	vs. NYY	L	15-3	Rodón/Gibson	11-18	5 <sup>th</sup>	-6.5	22,164
30	4/30	vs. NYY	W	5-4	Baker/Carrasco/Bautista	12-18	5 <sup>th</sup>	-5.5	22,381
APRIL TOTALS: 9-16			TEAM ERA: 5.64		TEAM AVG: .206				
	5/1	OFF DAY				12-18	5 <sup>th</sup>	-5.5	
31	5/2	vs. KC	W	3-0	Kremer/Wacha/Bautista	13-18	5 <sup>th</sup>	-5.5	26,364
32	5/3	vs. KC	L	4-0	Bubic/Sugano	13-19	5 <sup>th</sup>	-5.5	19,348
33	5/4	vs. KC	L	11-6	Zerpa/Cano	13-20	5 <sup>th</sup>	-5.5	31,956
	5/5	OFF DAY				13-20	5 <sup>th</sup>	-5.0	
34	5/6	at MIN	7:40 PM	MASN					
35	5/7	at MIN	7:40 PM	MASN					
36	5/8	at MIN	1:10 PM	MASN					
37	5/9	at LAA	9:38 PM	MASN					
38	5/10	at LAA	9:38 PM	MASN					
39	5/11	at LAA	4:07 PM	MASN2					
	5/12	OFF DAY							
40	5/13	vs. MIN	6:35 PM	MASN2					
41	5/14	vs. MIN	6:35 PM	MASN2					
42	5/15	vs. MIN	12:35 PM	MASN2					
43	5/16	vs. WSH	7:05 PM	MASN					
44	5/17	vs. WSH	4:05 PM	MASN   FS1^					
45	5/18	vs. WSH	1:35 PM	MASN					
46	5/19	at MIL	7:40 PM	MASN					
47	5/20	at MIL	7:40 PM	MASN2					
48	5/21	at MIL	1:10 PM	MASN2					
49	5/22	at BOS	6:45 PM	MASN					
50	5/23	at BOS	7:10 PM	MASN					
51	5/24	at BOS	4:10 PM	MASN   FS1^					
52	5/25	at BOS	1:35 PM	MASN					
53	5/26	vs. STL	3:05 PM	MASN					
54	5/27	vs. STL	6:35 PM	MASN					
55	5/28	vs. STL	6:35 PM	MASN					
	5/29	OFF DAY							
56	5/30	vs. CWS	7:05 PM	MASN					
57	5/31	vs. CWS	4:05 PM	MASN					
MAY TOTALS: 1-2			TEAM ERA: 5.00		TEAM AVG: .263				
58	6/1	vs. CWS	1:35 PM	MASN					
	6/2	OFF DAY							
59	6/3	at SEA	9:40 PM	MASN2					
60	6/4	at SEA	9:40 PM	MASN2					
61	6/5	at SEA	3:40 PM	MASN2					
62	6/6	at ATH	10:05 PM	MASN2					
63	6/7	at ATH	10:05 PM	MASN					
64	6/8	at ATH	4:05 PM	MASN2					
	6/9	OFF DAY							
65	6/10	vs. DET	6:35 PM	MASN2					
66	6/11	vs. DET	6:35 PM	MASN2					
67	6/12	vs. DET	6:35 PM	MASN2					
68	6/13	vs. LAA	7:05 PM	Apple TV+					
69	6/14	vs. LAA	4:05 PM	MASN					
70	6/15	vs. LAA	1:35 PM	MASN					
71	6/16	at TB	7:35 PM	MASN2					
72	6/17	at TB	7:35 PM	MASN2					
73	6/18	at TB	7:35 PM	MASN2					
74	6/19	at TB	7:35 PM	MASN2					
75	6/20	at NYY	7:05 PM	MASN					
76	6/21	at NYY	1:05 PM	MASN					
77	6/22	at NYY	11:35 AM	Roku					
78	6/23	vs. TEX	6:35 PM	MASN					
79	6/24	vs. TEX	6:35 PM	MASN					
80	6/25	vs. TEX	6:35 PM	MASN					
	6/26	OFF DAY							
81	6/27	vs. TB	7:05 PM	Apple TV+					
82	6/28	vs. TB	4:05 PM	MASN					
83	6/29	vs. TB	1:35 PM	MASN					
84	6/30	at TEX	8:05 PM	MASN					
JUNE TOTALS: 0-0			TEAM ERA: ---		TEAM AVG: ---				
85	7/1	at TEX	8:05 PM	MASN					
86	7/2	at TEX	8:05 PM	MASN					
	7/3	OFF DAY							
87	7/4	at ATL	7:15 PM	MASN					
88	7/5	at ATL	4:10 PM	MASN2					
89	7/6	at ATL	11:35 AM	Roku					
	7/7	OFF DAY							
90	7/8	vs. NYM	6:35 PM	MASN					
91	7/9	vs. NYM	7:05 PM	MASN					
92	7/10	vs. NYM	1:05 PM	MASN					
93	7/11	vs. MIA	7:05 PM	MASN					
94	7/12	vs. MIA	4:05 PM	MASN					
95	7/13	vs. MIA	1:35 PM	MASN					

	DATE	OPP.	W-L	SCORE	WP/LP/SV	REC	POS	GA/GB	ATT.
	7/14	Home Run Derby (Truist Park - Atlanta, GA)							
	7/15	MLB All-Star Game (Truist Park - Atlanta, GA)							
	7/16-17 All-Star Break								
96	7/18	at TB	7:35 PM	MASN2					
97	7/19	at TB	7:05 PM	MASN2					
98	7/20	at TB	12:10 PM	MASN2					
99	7/21	at CLE	6:40 PM	MASN2					
100	7/22	at CLE	6:40 PM	MASN2					
101	7/23	at CLE	6:40 PM	MASN2					
102	7/24	at CLE	1:10 PM	MASN					
103	7/25	vs. COL	7:05 PM	MASN					
104	7/26	vs. COL	7:05 PM	MASN					
105	7/27	vs. COL	1:35 PM	MASN					
106	7/28	vs. TOR	6:35 PM	MASN					
107	7/29-1	vs. TOR	12:35 PM	MASN					
108	7/29-2	vs. TOR	6:35 PM	MASN					
109	7/30	vs. TOR	12:35 PM	MASN					
JULY TOTALS: 0-0		TEAM ERA: ---		TEAM AVG: ---					
110	8/1	at CHC	2:20 PM	MASN2					
111	8/2	at CHC	2:20 PM	MASN2   FS1*					
112	8/3	at CHC	2:20 PM	MASN2					
113	8/4	at PHI	6:45 PM	MASN					
114	8/5	at PHI	6:45 PM	MASN					
115	8/6	at PHI	12:35 PM	MASN					
	8/7	OFF DAY							
116	8/8	vs. ATH	7:05 PM	MASN					
117	8/9	vs. ATH	7:05 PM	MASN					
118	8/10	vs. ATH	1:35 PM	MASN					
	8/11	OFF DAY							
119	8/12	vs. SEA	6:35 PM	MASN					
120	8/13	vs. SEA	6:35 PM	MASN					
121	8/14	vs. SEA	1:05 PM	MASN2					
122	8/15	at HOU	8:10 PM	MASN2					
123	8/16	at HOU	7:10 PM	MASN2					
124	8/17	at HOU	2:10 PM	MASN					
125	8/18	at BOS	7:10 PM	MASN					
126	8/19	at BOS	7:10 PM	MASN					
	8/20	OFF DAY							
127	8/21	vs. HOU	7:15 PM	FOX					
128	8/22	vs. HOU	7:05 PM	MASN					
129	8/23	vs. HOU	7:05 PM	MASN					
130	8/24	vs. HOU	1:35 PM	MASN					
131	8/25	vs. BOS	6:35 PM	MASN					
132	8/26	vs. BOS	6:35 PM	MASN					
133	8/27	vs. BOS	6:35 PM	MASN					
134	8/28	vs. BOS	1:05 PM	MASN					
135	8/29	at SF	10:15 PM	MASN2					
136	8/30	at SF	7:15 PM	FOX					
137	8/31	at SF	4:05 PM	MASN2					
AUGUST TOTALS: 0-0		TEAM ERA: ---		TEAM AVG: ---					
138	9/1	at SD	6:40 PM	MASN2					
139	9/2	at SD	9:40 PM	MASN2					
140	9/3	at SD	4:10 PM	MASN2					
	9/4	OFF DAY							
141	9/5	vs. LAD	7:05 PM	MASN					
142	9/6	vs. LAD	7:05 PM	MASN					
143	9/7	vs. LAD	1:35 PM	MASN					
	9/8	OFF DAY							
144	9/9	vs. PIT	6:35 PM	MASN					
145	9/10	vs. PIT	6:35 PM	MASN					
146	9/11	vs. PIT	1:05 PM	MASN					
147	9/12	at TOR	7:07 PM	MASN2					
148	9/13	at TOR	3:07 PM	MASN2					
149	9/14	at TOR	1:37 PM	MASN2					
150	9/15	at CWS	7:40 PM	MASN2					
151	9/16	at CWS	7:40 PM	MASN2					
152	9/17	at CWS	2:10 PM	MASN2					
153	9/18	vs. NYY	7:15 PM	FOX					
154	9/19	vs. NYY	7:05 PM	MASN					
155	9/20	vs. NYY	7:05 PM	MASN					
156	9/21	vs. NYY	1:35 PM	MASN					
	9/22	OFF DAY							
157	9/23	vs. TB	6:35 PM	MASN2					
158	9/24	vs. TB	6:35 PM	MASN2   FS1*					
159	9/25	vs. TB	1:05 PM	MASN					
160	9/26	at NYY	7:05 PM	MASN					
161	9/27	at NYY	1:05 PM	MASN					
162	9/28	at NYY	3:05 PM	MASN					
SEPTEMBER TOTALS: 0-0		TEAM ERA: ---		TEAM AVG: ---					
*Indicates home sellout									
^Indicates out-of-market broadcast									
Pitchers in CAPS indicates complete game									
All times listed are Eastern									
MASN and MASN2 games can also be streamed locally via <a href="#">MASN+</a>									
All games broadcast on the Orioles Radio Network and 98 Rock 97.9 FM/HD2 & WBAL NewsRadio 1090 AM/101.5 FM									









DELAYS & POSTPONEMENTS

DATE	OPPONENT (Reason)	TIME (Delay)	RESULT
5/3	vs. KC (rain)	0:57 (top 2 <sup>nd</sup> )	L, 4-0
4/25	at DET (inclement weather)	Postponed	Rescheduled for DH on 4/26
4/11	vs. TOR (rain)	Postponed	Rescheduled for DH on 7/29

TOTAL TIME OF DELAYS: 0:57 (21:58 in 2024)

COLDEST GAME TIME TEMPERATURE: 45 degrees, April 5 at Kansas City (W, 8-1)

WARMEST GAME TIME TEMPERATURE: 85 degrees, April 8 at Arizona (L, 4-3)