

BALTIMORE ORIOLES (47-58) vs. TORONTO BLUE JAYS (63-43)

RHP Zach Eflin (6-5, 5.78) vs. RHP Chris Bassitt (11-4, 3.88)

Monday, July 28, 2025 • 6:35 p.m. ET • Oriole Park at Camden Yards • Baltimore, MD

TV: MASN • Radio: 98 Rock 97.9 FM/HD2 & WBAL NewsRadio 1090 AM/101.5 FM

Game No. 106

Home Game No. 51

O's AT A GLANCE	
Overall	47-58
Home	24-26
Road	23-32
Day	23-23
Night	24-35
Current Streak	W2
Last 5 Games	3-2
Last 10 Games	4-6
March	3-2
April	9-16
May	9-18
June	16-11
July	10-11
August	-
September	-
vs. LHSP	14-18
vs. RHSP	33-40
Series Opener	17-17
Series Opener at Home	10-7
Series Opener on Road	7-10
By Series	10-20-4
By Home Series	7-9-1
By Road Series	3-11-3
Rubber Games	6-12
Sweeps/Were Swept	4-4
Scored First	34-20
Opponent Scored First	13-38
1-run games	13-13
Comeback Wins	20-27
Last AB Wins	4-11
Walkoff Wins	0-1
Extra Innings	3-4
Led After 6	39-7
Led After 7	41-7
Led After 8	45-0
Tied After 6	4-6
Tied After 7	4-6
Tied After 8	2-5
Behind After 6	4-45
Behind After 7	2-45
Behind After 8	0-53
vs. AL Teams	34-41
vs. AL East	14-15
vs. AL Central	9-19
vs. AL West	11-7
vs. NL Teams	13-17
vs. NL East	7-8
vs. NL Central	3-6
vs. NL West	3-3
Hit 0 HR	8-27
Hit 1+ HR	39-31
Hit 2+ HR	21-12
Scored 3 or Fewer Runs	10-41
Scored 4 or More Runs	37-17
Allowed 3 or Fewer Runs	36-3
Allowed 4 or More Runs	11-55
More Hits than Opponent	32-11
Fewer Hits than Opponent	14-43
Committed No Errors	34-28
Committed 1 or More Errors	13-30
Starter Goes at least 5 inn	38-29
Starter Goes at least 6 inn	26-10
Starter Goes at least 7 inn	9-3

ORIOLESPRESSBOX.COM

The 2025 Baltimore Orioles Media Guide, as well as the latest game notes, rosters, press releases, and other team information, can be found at [oriolespressbox.com](#).

**BIRDLAND BITES:** The Orioles continue a six-day, seven-game homestand this evening against the Rockies (2-1) and Blue Jays (4 games to play)...With yesterday's victory, Baltimore earned its sixth rubber-match victory of the season, including its first since June 29 vs. Tampa Bay... Entering play today, the O's sit 15.5 games behind the Blue Jays in the AL East and 8.5 games back of a Wild Card spot.

👉 The O's have allowed one run or fewer in back-to-back games for the second time this season (also 5/24 [G2]-25)...They last accomplished the feat in three straight from May 3-5, 2024 (3 G).

👉 Baltimore has recorded back-to-back wins by 4+ runs for the third time this year (4/16-17 & 6/29-30)...The Birds last won three straight contests by 4+ runs in a single season from September 27-29, 2024 (3 G).

**ROSTER MOVES:** Prior to tonight's game, the Orioles made the following roster moves: Reinstated **LHP Keegan Akin** (left shoulder inflammation) from the 15-day Injured List, reinstated **C Adley Rutschman** (left oblique strain) from the 10-day Injured List, optioned **RHP Yamil Hiraldo** to Triple-A Norfolk, and designated **C Jacob Stallings** for assignment.

**TYLER THE CREATOR:** **Tyler O'Neill** has homered in a career-high-tying three straight games (4x, last: 9/24 [G1]-25/21)...He can become the first Oriole to homer in four straight since **Gunnar Henderson** (4 G, 5/17-20/24).

👉 He has hit safely in seven of his last nine games since July 11, slashing .313/.371/.688 (10-for-32) with three doubles, three home runs, six RBI, and three walks against three strikeouts.

**BATTLING BASSITT:** **Ryan O'Hearn** is 7-for-13 (.538) with a homer and four RBI vs. Chris Bassitt, while **Gunnar Henderson** is 4-for-10 with two homers and five RBI...**Ramón Laureano** has faced him once (8/25/23 w/CLE) and went 2-for-3 with a double and a homer.

👉 Bassitt deploys his sinker 41.6 percent of the time, with opponents hitting .309 (63-for-204) off the pitch...Oriole batters are hitting .314 (64-for-204) off sinkers since June 7, the third-highest mark in MLB behind the Astros (.321 AVG) and Braves (.317 AVG).

👉 During that period, Baltimore hitters with the most success against sinkers include **Ramón Laureano** (.478 AVG, 11-for-23), **Jordan Westburg** (.438 AVG, 7-for-16), and **Jackson Holliday** (.367 AVG, 11-for-30).

**PLAYING THE LONG GAME:** Baltimore has homered in eight straight games since July 20, tied with Los Angeles-NL for the longest active streak in the majors...The eight-game run is tied for the O's second-longest streak of the season (also 4/12-20), trailing an 11-game run from June 10-20.

👉 The Birds have recorded multiple home runs in 10 straight home games vs. the Blue Jays since August 23, 2023...Baltimore has tallied exactly two home runs in each contest... It marks the longest such home streak in franchise history (since 1954), *per the Elias Sports Bureau*.

👉 The last MLB club to homer in 10 straight home games against a single opponent was the Dodgers vs. Padres (10 G, 8/12/17-8/25/18), while the last to do so in 11 straight was the Marlins vs. Nationals (11 G, 8/22/06-9/12/07), *per the Elias Sports Bureau*.

**RUN AND GUNN:** **Gunnar Henderson** is batting .315/.393/.488 (53-for-168) with 13 doubles, two triples, four home runs, 26 runs scored, and 23 RBI in 48 games since June 1...During that time, he ranks among AL leaders in batting average (4<sup>th</sup>), doubles (T-5<sup>th</sup>), triples (T-5<sup>th</sup>), and on-base percentage (T-7<sup>th</sup>).

👉 During the 48-game period, Henderson is batting .325 (26-for-80) off fastballs (4-seam, 2-seam, cutter).

👉 He has scored multiple runs in back-to-back games for the first time since August 3-4, 2024 (2 G)...He last scored 2+ runs in three straight during a career-high-tying three-game run from July 29 (G1)-31, 2024.

👉 Henderson currently leads Baltimore in doubles (24), triples (4), and hits (104)...He is looking to become the first Oriole to lead the team in all three categories in consecutive seasons since **Brooks Robinson** (1960-62), *per Stats Perform*.

**EXTRA-EXTRA!** **Alex Jackson** is the first Oriole in the expansion era whose first seven hits for the team have gone for extra bases (4 2B, 3 HR), *per the Elias Sports Bureau*...The last player in MLB to accomplish the feat was TOR's Rowdy Tellez (2018) and the last player with each of their first eight hits with a club to go for extra bases was ATL's Brandon Synder (8 XBH, 2016).

**FIREMEN:** Baltimore relievers own an MLB-best 20.1 percent inherited scored rate (30 IRS/149 IR), ahead of New York-AL (26.2%)...**Keegan Akin** (4.2%, 1 IRS/24 IR) and **Seranthony Domínguez** (5.0%, 1 IRS/20 IR) have the two best inherited runners scored percentage in the majors...No other qualified MLB reliever is under 11.0%.

👉 Both Akin's and Domínguez's marks would set the single season franchise record (since 1954), currently held by **Mark Thurmond** (10.5%, 1988)...Since 1974, only five relievers have finished a full season with an inherited scored rate below 5.0 percent during the year (excluding 2020, 1981, 1995, & 1994): SF's Josh Osich in 2016 (4.7%), HOU's Wilton Lopez in 2010 (3.0%), and AZ's Jorge De La Rosa in 2017 (3.0%).

👉 As a club, the 20.1 percent mark would be the lowest in a full-season in franchise history, ahead of 2014 (24.8%).

**CRAZY 8'S:** The Orioles have won their last 117 games when leading at the end of the 8<sup>th</sup> inning, the second-longest streak in franchise history...Baltimore's longest run was from May 1997-September 1998 (135 straight), *per Stats Perform*.

👉 The Birds are one of four teams in 2025 that have yet to win a game when trailing after eight innings, joining the Mets, Pirates, and White Sox...Baltimore's last such victory came on May 15, 2024 vs. Toronto (trailed 2-1, won 3-2).

**HOMETOWN TURNAROUND:** Since May 30, Baltimore is 15-9 at home, outscoring its opponents 133-92 (+41)...In their first 26 games at Camden Yards, the O's went 9-17 and were outscored 167-111 (-56).

👉 In their first 26 home games, Oriole starters compiled a 6.93 ERA (96 ER/124.2 IP) and permitted 36 homers, but have since tallied a 3.50 ERA (50 ER/128.2 IP) and allowed 16 long balls across 24 contests.

👉 In 24 home games since May 30, **Gunnar Henderson** is slashing .353/.415/.541 (30-for-85) with eight doubles, one triple, two home runs, nine RBI, and 16 runs scored...His .353 average at home during that period ranks fifth in the AL (min. 80 AB) behind TB's Yandy Díaz (.383 AVG), SEA's J.P. Crawford (.367 AVG), TB's Junior Caminero (.366 AVG), and TOR's George Springer (.356 AVG).

👉 The Birds have hit 73 homers in 50 games at Camden Yards this season, tied for fourth most by any team at their home ballpark behind the Dodgers (99 HR/56 G), Yankees (90 HR/52 G), and Diamondbacks (75 HR/54 G).

O's vs. BLUE JAYS		
Current Streak		L1
2025 Record		3-3
at Oriole Park at Camden Yards		1-1
at Rogers Centre		2-2
All-Time (since 1977)		341-396
at Home		189-176
on Road		152-220
2025 Schedule		
Date	Score	Win/Loss/Save
3/27	W, 12-2	Eflin/Berrios
3/28	L, 8-2	Gausman/Morton
3/29	W, 9-5	Kremer/Lovelady
3/30	L, 3-1	Bassitt/Sugano/Hoffman
4/12	W, 5-4	Baker/Francis/Bautista
4/13	L, 7-6 (10)	Hoffman/Bowman
7/28		6:35 p.m. ET
7/29-G1		12:35 p.m. ET
7/29-G2		6:35 p.m. ET
7/30		12:35 p.m. ET
9/12		7:07 p.m. ET
9/13		3:07 p.m. ET
9/14		1:37 p.m. ET
Indicates Home		

O's AT HOME	
Record	24-26
Team AVG/OBP/SLG	.255/.316/.448
Fielding Errors	22
Team ERA	4.97 (250 ER/453.0 IP)
Starters ERA	5.19 (146 ER/253.1 IP)
Bullpen ERA	4.69 (104 ER/199.2 IP)
Saves/Opps	12/17
Best Homestand	.667 (4-2), 2x, last: 6/10-15
Worst Homestand	.000, 5/13-18 (0-6)
GOING, GOING, GONE	
Most Consecutive Games with 1+ Home Run, MLB (Active)	
1. Baltimore Orioles .....	8 G
Los Angeles Dodgers .....	8 G
3. Chicago White Sox.....	7 G
4. Philadelphia Phillies .....	5 G
5. Four teams tied .....	4 G

BIRDS OF A FEATHER	
Highest Career OPS vs. Toronto, Active Players (Min. 200 PA)	
1. Mike Trout (LAA) .....	1.036
2. Aaron Judge (NYY).....	1.022
3. Adley Rutschman (BAL) .....	.993
4. Willy Adames (SF).....	.970
5. Mookie Betts (LAD) .....	.959

RISPY BUISNESS	
Highest Batting Average with Runners in Scoring Position Since June 1	
1. Gunnar Henderson (BAL) .....	.500
2. Xavier Edwards (MIA) .....	.471
3. Nick Kurtz (ATH) .....	.441
4. Nolan Schanuel (LAA) .....	.435
5. Bo Bichette (TOR) .....	.408

UPCOMING MILESTONES	
Yennier Cano	3 G shy of 200
Colton Cowser	9 RBI shy of 100
Ramón Laureano	4 HR shy of 100
Tyler O'Neill	11 H shy of 500
	5 RBI shy of 300

THIS DATE IN O'S HISTORY	
July 28, 1978 - 2B Rich Dauer goes 2-for-4 in a 5-4 win over the Angels at Memorial Stadium, setting a club record with his 10 <sup>th</sup> straight multi-hit game.	

UPCOMING SCHEDULE					
DATE	OPPONENT	TIME	ORIOLES STARTER	OPPONENT STARTER	TV
July 29	TORONTO	12:35 p.m. ET	TBA	TBA	MASN
		6:35 p.m. ET	TBA	TBA	MASN
July 30	TORONTO	12:35 p.m. ET	RHP Dean Kremer (8-7, 4.23)	RHP José Berrios (7-4, 3.83)	MASN
MASN and MASN2 games can also be streamed locally via <a href="#">MASN+</a> ...All games broadcast on the Orioles Radio Network and 98 Rock 97.9 FM/HD2 & WBAL NewsRadio 1090 AM/101.5 FM					

#24ZACH EFLINRHP



6-5, 5.78 ERA

HT: 6-6WT: 220  
DOB: 4/8/94Age: 31  
Bats: RThrows: R

PITCH TYPE (2025)	USAGE	AVG. VELOCITY
Cutter.....	21.7%	88.5 mph
Sinker.....	19.1%	91.7 mph
Curveball.....	16.0%	78.1 mph
Changeup.....	15.8%	86.6 mph
Sweeper.....	14.1%	79.3 mph
Fastball.....	13.3%	92.0 mph

**QUICK HITS:** Set to make his 14<sup>th</sup> start of the season...Activated from the 15-day Injured List (low back discomfort) on July 23...Exited after the first frame on June 28 vs. Tampa Bay with lower back tightness...Made two rehab starts between Double-A Chesapeake and the FCL Orioles, pitching to a 2.25 ERA (2 ER/8.0 IP)...Marked his second stint on the 15-day IL this season (right lat strain; 4/9-5/11, retroactive to 4/8)...Acquired by the O's from the Tampa Bay Rays in exchange for minor leaguers RHP Jackson Baumeister, INF/OF Mac Horvath, and OF Matthew Etzel on July 26, 2024.

**LAST TIME OUT:** Made his first start back from the 15-day IL on July 23 at Cleveland... Did not factor in the decision after allowing two runs on a season-low-tying two hits (also 3/27 at TOR) and one walk with five strikeouts in 5.0 innings...Threw 84 pitches, 53 strikes.  
🎯 Snapped a three-game stretch of allowing 4+ runs, during which he compiled a 17.00 ERA (17 ER/9.0 IP).  
🎯 Has pitched 5.0 innings or fewer in four consecutive starts, tied for the longest stretch in his career (7/27/16-4/18/17).

**BATTLE OF THE BIRDS:** Set to make his 11<sup>th</sup> career appearance (10 GS) against Toronto, going 4-3 with a 5.40 ERA (31 ER/51.2 IP)...Faced the Jays on Opening Day this season at Rogers Centre on March 27, earning the win after tossing 6.0 innings of two-run ball on two hits (1 HR) and one walk with two strikeouts.  
🎯 Has held Toronto to three runs or fewer in his last three starts against the club since July 24, 2024.  
🎯 Holds a 4.31 ERA (15 ER/31.1 IP) across six home outings (5 GS) against the club compared to a 7.08 mark (16 ER/20.1 IP) when facing the Jays in four starts on the road.

**MAKE 'EM EARN IT:** Eflin has walked 12 batters across 67.0 innings, producing a 4.18 percent walk rate, the seventh-lowest mark in MLB (min. 60.0 IP) behind MIA's Janson Junk (2.07%), TB's Zack Littell (3.29%), DET's Tarik Skubal (3.75%), STL's Sonny Gray (3.96%), HOU's Colton Gordon (4.00%), and ATL's Spencer Schwellenbach (4.15%).

**HOMER UNHAPPY:** Eflin has allowed 16 HR across 67.0 innings this season, allowing 2.15 home runs per 9.0 innings, the second-highest single-season mark of his career (2.24 HR/9, 2017)...The 2.15 mark is the second-highest in MLB (min. 60.0 IP), ahead of TOR's Bowden Francis (2.67 HR/9.0 IP).

**CHANGE OF PACE:** His most effective offering this season has been the changeup, his third-most utilized pitch at a 15.8 percent clip...Eflin has held opponents to a .189 (10-for-53) average.  
🎯 Opponents have found the most success on Eflin's curveball, thrown at a 16.0 clip, and are slashing .429/.429/.857 (18-for-42).  
🎯 Batters are hitting .345 (10-for-29) with a .690 slugging percentage off his sweeper, despite having a .207 xBA and .389 xSLG on the pitch.

**LEFT SIDE STORY:** Left-handed hitters are slashing .323/.347/.659 (53-for-164) with 13 doubles and 14 home runs off Eflin...Over his last six starts since June 5, they are hitting .407 (33-for-81) with seven doubles and seven homers after batting .241 (20-for-83) with six doubles and seven homers over his first seven starts.  
🎯 His .323 opponent average against lefties is third highest in the majors (min. 150 BF), ahead of WSH's Trevor Williams (.386 AVG) and COL's Antonio Senzatela (.361 AVG).

**FIRST THINGS FIRST:** On the first pitch of an at-bat, batters are slashing .474/.462/.974v (18-for-38) with four doubles, five home runs, and 15 RBI off Eflin this season...His opponent OPS of 1.435 off the first pitch is the highest in the majors (min. 40 BF).  
🎯 In 2024, opponents slashed .420/.416/.659 with six doubles, five homers, and 17 RBI off the first pitch of the at-bat.

**SLOW STARTS:** In frames one and two, Eflin owns an 7.56 ERA (21 ER/25.0 IP) with opponents slashing .327/.345/.729 (35-for-107) and 12 home runs...The 12 long balls are the most allowed by any MLB pitcher in innings one and two, ahead of LAA's Tyler Anderson (11 HR).

2025 & CAREER SPLITS

2025							CAREER						
	W-L	ERA	G/S	IP	ER		W-L	ERA	G/S	IP	ER		
Home	2-3	5.54	5/5	26.0	16		39-27	3.53	94/88	528.0	207		
Road	4-2	5.93	8/8	41.0	27		29-40	4.99	105/99	541.1	300		
Day	4-3	6.81	8/8	38.1	29		22-27	4.67	75/70	393.1	204		
Night	2-2	4.40	5/5	28.2	14		46-40	4.03	124/117	676.0	303		
	AVG	AB	H	HR	BB	K		AVG	AB	H	HR	BB	K
vs. Left	.323	164	53	14	7	25		.263	2021	532	98	136	435
vs. Right	.257	105	27	2	5	22		.262	2157	566	62	84	484
TOTALS	.297	269	80	16	12	47		.263	4178	1098	160	220	919

RUN SUPPORT (as starter in '25)

0 Runs .....	3
1 Run .....	2
2 Runs .....	3
3 Runs .....	--
4 Runs .....	1
5 Runs .....	2
6 Runs .....	--
7 Runs .....	1
8 Runs .....	--
9 Runs .....	1
10+ Runs.....	--
Total .....	38
RSA/9 .....	5.10

RUNS ALLOWED BY INNING ('25)

1 <sup>st</sup> .....	11
2 <sup>nd</sup> .....	10
3 <sup>rd</sup> .....	5
4 <sup>th</sup> .....	8
5 <sup>th</sup> .....	7
6 <sup>th</sup> .....	2
7 <sup>th</sup> .....	1
8 <sup>th</sup> .....	--
9 <sup>th</sup> .....	--
Total .....	44

MISCELLANEOUS 2025 STATS

WHIP .....	1.37
K/9 .....	6.31
BB/9 .....	1.61
QS .....	6
#P/IP .....	15.6
<b>Opponents</b>	
AVG .....	.297
OBP .....	.329
SLG .....	.546
OPS .....	.875

2025 HIGHS

**Innings:** 7.0, 5/30 vs. CWS  
**Hits:** 12, 6/16 at TB  
**Runs:** 8, 5/18 vs. WSH  
**Earned Runs:** 8, 5/18 vs. WSH  
**Strikeouts:** 7, 6/5 at SEA  
**Walks:** 2, 4x, last: 6/21 at NYY  
**Home Runs:** 4, 5/18 vs. WSH  
**Winning Streak:** 3, 5/30-6/11  
**Losing Streak:** 3, 6/16-pres.  
**Shortest Start:** 1.0 IP, 6/28 vs. TB  
**Pitches Thrown:** 99, 5/30 vs. CWS  
**Low-Hit CG:** --

CAREER HIGHS

**Innings:** 9.0, 4x, last: 5/11/19 at KC  
**Hits:** 12, 6/16/25 at TB  
**Runs:** 10, 7/27/19 vs. ATL  
**Earned Runs:** 8, 3x, last: 5/18/25 vs. WSH  
**Strikeouts:** 12, 5/22/22 vs. LAD  
**Walks:** 5, 9/25/24 at NYY  
**Home Runs:** 4, 3x, last: 5/18/25 vs. WSH  
**Winning Streak:** 6, 6/5/18-7/3/18  
**Losing Streak:** 4, 2x, last: 5/13-30/21  
**Shortest Start:** 1.0 IP, 6/28/25 vs. TB  
**Pitches Thrown:** 110, 5/11/19 at KC  
**Low-Hit CG:** 4, 9/23/22 vs. HOU

EFLIN vs. TOR

PLAYER	AVG	AB	H	HR	RBI
Barger	.500	2	1	1	3
Bichette	.118	17	2	0	0
Clement	.143	7	1	0	0
Guerrero Jr.	.333	21	7	2	4
Heineman	—	—	—	—	—
Jiménez	.000	5	0	0	0
Loperfido	—	—	—	—	—
Lukes	.000	3	0	0	0
Roden	.500	2	1	0	0
Sánchez	—	—	—	—	—
Schneider	.500	6	3	0	0
Springer	.250	16	4	1	2
Straw	—	—	—	—	—

BASSITT vs. BAL

PLAYER	AVG	AB	H	HR	RBI
Carlson	.125	8	1	0	0
Cowser	.250	12	3	0	0
Henderson	.400	10	4	2	5
Holliday	.400	5	2	1	1
Jackson	.000	1	0	0	0
Laureano	.667	3	2	1	3
Mayo	—	—	—	—	—
Mullins	.286	7	2	0	0
O'Hearn	.538	13	7	1	4
O'Neill	.118	17	2	0	0
Rutschman	.286	14	4	0	0
Urías	.500	8	4	1	2
Westburg	.000	2	0	0	0

EFLIN'S 2025 STARTS

DATE	OPP	SCORE	WHEN LEFT	DEC	IP	H	R	ER	BB	K	HR	PIT	STR
3/27	at TOR	12-2	6-2	W	6.0	2	2	2	1	2	1	78	49
4/2	vs. BOS	0-3	0-3	L	6.0	8	3	3	0	5	1	87	60
4/7	at AZ	5-1	5-1	W	6.0	4	1	1	0	1	0	73	47
5/11	at LAA	7-3	3-2	W	5.0	5	2	2	2	5	0	83	54
5/18	vs. WSH	4-10	1-8	L	5.1	10	8	8	0	4	4	93	61
5/24 (G1)	at BOS	5-6	5-4	ND	5.0	5	5	4	2	1	3	83	52
5/30	vs. CWS	2-1	2-0	W	7.0	4	0	0	1	6	0	99	67
6/5	at SEA	4-3	4-3	W	6.0	8	3	3	0	7	1	88	61
6/11	vs. DET	10-1	2-1	W	6.2	5	1	1	1	5	0	86	61
6/16	at TB	1-7	1-5	L	5.0	12	7	7	2	2	2	76	50
6/21	at NYY	0-9	0-6	L	3.0	10	6	6	2	4	3	90	52
6/28	vs. TB	3-11	0-4	L	1.0	5	4	4	0	0	1	28	18
7/23	at CLE	2-3	1-2	ND	5.0	2	2	2	1	5	0	84	53
TOTALS					6-5	67.0	80	44	43	12	47	1048	685 (65.4%)

TOMORROW'S GAME 1 & GAME 2 STARTERS: TBA

Tomorrow's starters have yet to be announced.





PITCHER	LAST OUTING	DEC.	IP	H	R	ER	BB	K	RETIRED/1 <sup>ST</sup> BF	IR/SCORED	SV/OPP	INNINGS-HIGH	STRIKEOUTS-HIGH
Akin	6/30 at TEX	W, BS	1.0	2	3	2	0	0	26/36	24/1	0/3	2.0 (2x, last: 5/14 vs. MIN)	3 (2x, last: 4/30 vs. NYY)
Cano	7/27 vs. COL	HLD	1.0	0	0	0	2	1	28/42	10/3	1/3	1.1 (4/13 vs. TOR)	3 (2x, last: 6/21 at NYY)
Domínguez	7/27 vs. COL	ND	1.0	1	0	0	0	1	29/43	20/1	2/5	1.2 (2x, last: 6/30 at TEX)	3 (4x, last: 6/30 at TEX)
Kittredge	7/27 vs. COL	HLD	1.0	1	0	0	0	2	24/29	6/2	--	2.0 (6/21 at NYY)	3 (7/25 vs. COL)
Martin	7/25 vs. COL	ND	1.0	0	0	0	0	0	4/5	5/0	--	1.1 (7/2 at TEX)	2 (7/2 at TEX)
Selby	7/23 at CLE	L	1.0	2	1	1	1	1	6/8	5/1	--	2.0 (6/16 at TB)	5 (6/16 at TB)
Strowd	7/26 vs. COL	ND	1.0	1	0	0	1	2	2/4	-/-	--	2.0 (6/27 vs. TB)	2 (7/26 vs. COL)
Wolfram	7/25 vs. COL	ND	1.0	0	0	0	1	2	3/7	2/2	--	2.0 (2x, last: 7/21 at CLE)	4 (7/10 [G1] vs. NYM)
2025 TOTALS	4.67 ERA	14-21	391.1	376	222	203	180	419	259/364	149/30	25/38	7.0 (Kremer, 6/12 vs. DET)	8 (Kremer, 6/12 vs. DET)

45 • KEEGAN AKIN • LHP

3-0 • 3.32 ERA • 39 G (3 GS)

WHIP: 1.42

K/9: 9.00

BB/9: 4.26

vs. ALL: .250 (36-for-144)

vs. LHB: .313 (20-for-64)

vs. RHB: .200 (16-for-80)

Reinstated from the 15-day Injured List earlier today after missing the last 21 games with left shoulder inflammation...Made three rehab appearances between Triple-A Norfolk (2 G) and the FCL Orioles (1 G)

Charged with his third blown save of the season on 6/30 at TEX after surrendering a game-tying, three-run homer to Adolis García in the 10<sup>th</sup> inning...He ultimately earned his third win of the year after completing 1.0 inning with three runs (2 ER) on two hits (1 HR) before the O's scored four in the 11<sup>th</sup> to secure the win

Has allowed nine hits over his past four outings (4.1 IP) after only allowing six hits in his prior 10 games from 5/31-6/22 (8.1 IP)

Opponents are 2-for-36 with 10 strikeouts against his changeup and 11-for-40 (.275) with 12 strikeouts against his slider, compared to 23-for-68 (.338) with 16 punchouts off his fastball, his most-utilized offering (52.0%)

His 4.2 percent inherited runner scored rate (1 IRS, 24 IR) leads MLB ahead of teammate Seranthony Domínguez (5.0%)

Owns a 1.50 ERA (3 ER/18.0 IP) in 18 away games (2 GS) this year compared to a 4.95 ERA (11 ER/20.0 IP) in 21 home games (1 GS)

Made his third start of the season (28<sup>th</sup> career) on 6/12 vs. DET, allowing one hit and one walk with two strikeouts in 1.0 scoreless inning...Has not allowed a run as a starting pitcher this season (3.2 IP)

Owns a 34.9 percent ground ball rate, the lowest of his career (min. 10 G), and a 65.1 percent air rate, the highest mark of his career

78 • YENNIER CANO • RHP

1-5 • 1 SV • 4.42 ERA • 42 G

WHIP: 1.39

K/9: 9.33

BB/9: 3.44

vs. ALL: .268 (37-for-138)

vs. LHB: .300 (18-for-60)

vs. RHB: .244 (19-for-78)

Tallied his 14<sup>th</sup> hold of the season on 7/27 vs. COL, allowing a season-high-tying two walks (also 5/8 at MIN) while striking out one batter in 1.0 inning...Has posted a 3.60 ERA (4 ER/10.0 IP) across 10 July outings after recording a 7.88 ERA (14 ER/16.0 IP) in his previous 20 games from 5/4-6/21

Opponents are batting .298 (14-for-47) against him with no outs and 6-for-19 (.316) with runners in scoring position and two outs

Has limited opponents to a .206 (13-for-63) clip with a homer and 14 strikeouts against his sinker, while opponents are hitting .424 (14-for-33) with five extra-base hits (3 2B, 2 HR) off his changeup

Is holding opposing hitters to a .167 average (7-for-42) and .357 OPS when ahead in the count compared to a .441 average (15-for-34) and 1.281 OPS when behind

One through three-hole batters have gone 18-for-58 (.310) while eight and nine-hole hitters are 10-for-33 (.303)...Batters in the four through seven holes are 9-for-47 (.191) off him

On 7/5 at ATL, secured his first save since 8/3/24 at CLE

Recalled from Triple-A Norfolk on 7/2...Marked his first stint in the minors since 4/13/23

56 • SERANTHONY DOMÍNGUEZ • RHP

2-3 • 2 SV • 3.24 ERA • 43 G

WHIP: 1.34

K/9: 11.66

BB/9: 5.18

vs. ALL: .212 (32-for-151)

vs. LHB: .306 (22-for-72)

vs. RHB: .127 (10-for-79)

Made his team-leading 43<sup>rd</sup> appearance on 7/27 vs. COL, allowing one hit and striking out one in 1.0 inning...Has allowed 10 hits over his past eight games after allowing 10 hits over his previous 17 games from 5/23 [G1]-6/30

Has allowed seven runs (3 ER) in 11 appearances (11.0 IP) since 6/24...Did not yield a run in 12 games (12.2 IP) before this stretch from 5/26-6/22

His .127 (10-for-79) clip against right-handed batters is the third lowest in the majors (min. 70 BF) behind MIN's Brock Stewart (.108) and TEX's Shawn Armstrong (.123)...On 7/6 at ATL, earned the save but allowed a homer to Sean Murphy on an 0-2 pitch, his first surrendered to a righty this season

His 5.0 percent inherited runner scored rate (1 IRS, 20 IR) is second lowest in MLB behind teammate Keegan Akin (4.2%)

His .132 (7-for-53) opponent average with runners in scoring position is the seventh lowest in MLB (min. 50 BF)

The 53.7 percent whiff rate on his sweeper is the ninth best on a single pitch in the majors this year (min. 100 P)

His 13.7 percent walk rate is the eighth highest among AL relievers

Did not allow an earned run in a career-high-tying 15 straight games from 5/26-6/30 (also 4/18 [G1] -5/21/23)

Has allowed a .313/.421/.531 (20-for-64) slash line to opposing hitters with the bases empty compared to a .138/.242/.161 (12-for-87) with runners on base

39 • ANDREW KITTREDGE • RHP

1-2 • 3.68 ERA • 29 G

WHIP: 1.09

K/9: 9.20

BB/9: 2.15

vs. ALL: .225 (25-for-111)

vs. LHB: .268 (15-for-56)

vs. RHB: .182 (10-for-55)

Notched his seventh hold of the season on 7/27 vs. COL, allowing one hit and striking out two...Punched out multiple batters in consecutive outings for the third time this season (last: 6/18-21 at TB, at NYY)

His 18 appearances since 6/21 are the most in the majors

Tossed six consecutive perfect outings from 6/30-7/10 (G2)

Has limited right-handed hitters to a .161 (5-for-31) clip in 14 outings since 6/23, though three of his last six hits allowed to righties since 6/21 have been homers

Holding the opposition to a .203 (15-for-74) average with zero and one outs, compared to .270 (10-for-37) with two outs

Opponents are 12-for-71 (.169) with four extra-base hits off his slider, his most utilized offering (52.5%)...All four home runs allowed this season have come on a fastball variation (3 on 4SFB, 1 on sinker)...His HR allowed on 7/25 vs. COL was the

first he's allowed on a sinker since 7/14/24 vs. CHC (w/STL)...

Nine of his 13 runs surrendered this season came in an eight-game stretch from 6/14-28...On 6/18 at TB, allowed four runs for the third time in his career (6 R, 5/13/18 at BAL & 4 R, 9/27/18 vs. NYY)...30.8 percent of the runs he has allowed this season (4-of-13) came in the outing

Reinstated from the 15-day Injured List on 5/21...Opened the season on the IL after undergoing left knee debridement on 4/7

48 • CORBIN MARTIN • RHP

0-0 • 1.93 ERA • 5 G

WHIP: 1.07

K/9: 7.71

BB/9: 5.79

vs. ALL: .125 (2-for-16)

vs. LHB: .200 (2-for-10)

vs. RHB: .000 (0-for-6)

Worked 1.0 perfect inning on 7/25 vs. COL...His four appearances since 7/18 are tied for the second most on the O's, trailing Andrew Kittredge (5 G)

Tossed 1.0 inning on 7/21 at CLE, allowing one run on one hit (1 HR), one walk, one hit batter, and a balk with one strikeout....Became the first major league player with such a pitching line (1.0 IP, 1 HR, 1 R/1 ER, 1 BB, 1 K, 1 HR, 1 HBP, 1 BK) since earned runs became an official statistic in 1913, per [MLB.com](#)...Stranded two inherited runners

Signed to a one-year major league contract on 7/18...Was DFA'd by the O's on 7/13

Made his Orioles debut on 7/2 at TEX, allowing one hit and striking out two batters in 1.1 innings...Stranded two inherited runners...Had his contract selected from Triple-A Norfolk prior to the game

Prior to this season, last pitched in the majors on 7/30/22 at ATL with AZ, making the start and suffering the loss after allowing four runs on six hits (3 HR) and one walk with six strikeouts across 4.0 innings pitched

Is 2-2 with one save and a 5.29 ERA (19 ER/32.1 IP) across 29 Triple-A games (1 GS) this year and has not allowed a run over his last eight outings (7.0 IP) with the Tides since 6/8 (G2)

60 • COLIN SELBY • RHP

0-2 • 4.50 ERA • 8 G

WHIP: 1.60

K/9: 10.80

BB/9: 1.80

vs. ALL: .318 (14-for-44)

vs. LHB: .357 (10-for-28)

vs. RHB: .250 (4-for-16)

Was dealt his second loss of the season on 7/23 at CLE after allowing one run on two hits and one walk with one strikeout in 1.0 inning...Has received consecutive losing decisions for the first time in his career

Recalled from Triple-A Norfolk between games of the doubleheader on 7/10 vs. NYM, his fifth stint on the big league roster (4/9-14, 4/26, 5/8-11, 6/16)

Has posted a 2.38 ERA (6 ER/22.2 IP) with 12 walks and 31 strikeouts in 22 appearances with the Tides...Since being optioned on 6/17, has worked six scoreless appearances (6.0 IP) with two hits and three walks while striking out eight...Holding opponents to a .105 AVG and a 0.83 WHIP in those games

Struck out five batters on 6/16 at TB, the most by a primary O's reliever this season

In 34 career MLB appearances (5 GS), has limited right-handed hitters to a .230 (20-for-87) clip compared to .333 (26-for-78) against left handers

53 • KADE STROWD • RHP

0-0 • 3.38 ERA • 4 G

WHIP: 1.31

K/9: 8.44

BB/9: 3.38

vs. ALL: .250 (5-for-20)

vs. LHB: .308 (4-for-13)

vs. RHB: .143 (1-for-7)

Tossed 1.0 scoreless inning on 7/26 vs. COL, allowing one hit and one walk with a career-high two strikeouts

Recalled prior to the game on 7/24 for his fourth stint on the active roster this season (4/28, 5/18-19, 6/27-28)

Pitched on consecutive days for the first time in his career from 6/27-28

Made his major league debut on 5/18 vs. WSH, allowing one run on two hits with one strikeout in 1.0 inning

Has pitched in five games for Triple-A Norfolk since his last appearance with the O's, allowing one unearned run on one hit, five walks, and one hit batter with five strikeouts and two saves across 6.0 innings

86 • GRANT WOLFRAM • LHP

1-0 • 10.38 ERA • 7 G

WHIP: 2.31

K/9: 11.42

BB/9: 7.27

vs. ALL: .333 (13-for-39)

vs. LHB: .400 (6-for-15)

vs. RHB: .292 (7-for-24)

Worked 1.0 scoreless inning on 7/25 vs. COL, allowing one walk and striking out two batters...Allowed eight of his 10 career runs in his prior two appearances from 7/18-21...Has recorded at least one strikeout in six straight appearances after not registering a strikeout in his major league debut on 4/26 [G2] at DET

Surrendered a grand slam to Yandy Díaz on 7/18 at TB, becoming the third Oriole and first primary pitcher to allow a grand slam this season (last: Emmanuel Rivera, 5/23 [G1] at BOS)

Recalled from Triple-A Norfolk prior to the game on 7/13, marking his fourth stint on the active roster this season (7/10, 6/17, 4/26-27)

Earned his first major league win after firing 2.0 scoreless innings with one hit and a career-high four strikeouts on 7/10 (G1) vs. NYM...Was appointed as the 27<sup>th</sup> player for the doubleheader earlier in the day

Made his MLB debut on 4/26 (G2) at DET, pitching 0.1 inning on one hit with one walk...Allowed an inherited runner to score

Has gone 1-4 with a 3.62 ERA (11 ER/27.1 IP) on eight walks and 29 strikeouts across 24 relief appearances with Norfolk this season...Has 12 straight minor league outings (14.0 IP) without surrendering an earned run since 5/29 (G2)

Was acquired by the Orioles on 4/7 from the Milwaukee Brewers in exchange for minor league OF Daz Cameron and cash considerations

ORIOLES PUBLIC RELATIONS DEPARTMENT 333 W. CAMDEN ST., BALTIMORE, MD 21201 410-547-6150 @ORIOLESPR



15 • DYLAN CARLSON • OF (S)

Current Streak: 2 G (2-5; since 7/26)

Last Game: 1-3, 2 RBI

.233 • 4 HR • 15 RBI

2025 High: 6 G (5/28-6/4)

Homestand: 2 G, 2-5, R, 3 RBI

Yesterday vs. COL, got the Orioles on the board with a two-run single in the second inning...Has recorded an RBI in consecutive games after not tallying an RBI in his previous 14 games from 6/13-7/24

Is 7-for-16 (.438) with one double and one home run in five career games vs. TOR

Recalled from Triple-A Norfolk prior to Tuesday's game at CLE...Marks his fifth stint with the O's this season (last: 7/1-3)

Slashing .276/.311/.439 (27-for-98) with four doubles, four home runs, and 13 RBI in 32 games since 5/24 (G2)...Opened the year 1-for-22 (.045) in 13 games

Has a career-low 33.0 percent ground ball rate and a career-high 67.0 percent air rate

Seven of his eight extra-base hits (4 2B, 3 HR) have come off fastballs

Homered in consecutive games (5/25-26) for the third time in his career...The home run on 5/26 was the hardest-hit homer of his career (107.6 mph)

17 • COLTON COWSER • OF (L)

Current Streak: 1 G (1-3; since 7/26)

Last Game: 1-3, 3 R, 2 BB, K, SB

.217 • 8 HR • 18 RBI

2025 High: 4 G (4x, last: 6/29-7/2)

Homestand: 2 G, 1-7, 3 R, 2 BB, 3 K, SB

Scored 3+ runs on Saturday vs. COL for the third time in his career (last: 4 R, 6/27/25 vs. TB)

Is 3-for-27 in eight games since 7/19

Is 9-for-28 (.321) with RISP since 6/18 after opening the year 0-for-8

Has three homers on 0-2 pitches...Joins SD's Manny Machado (5 HR) and DET's Javier Báez and NYM's Francisco Lindor (both 3 HR) as the only major leaguers with at least three homers in 0-2 counts this season

On 7/18 at TB, matched a career high with three hits (6x, last: 6/27 vs. TB)...Reached base safely 4+ times for the third time in his career (last: 5 TOB, 6/27 vs. TB)

On 7/12 vs. MIA, recorded his first career multi-steal game (2 SB)...Five of his six stolen bases this year have come since 7/12

On 6/27 vs. TB, set career highs in runs (4), doubles (3), and times on base (5)

On 6/7 at ATH, hit the furthest homer of his career (455 ft.)

Since the start of 2024, has the three hardest-hit home runs by the Orioles

2 • GUNNAR HENDERSON • INF (L)

Current Streak: 2 G (4-7; since 7/26)

Last Game: 1-3, 2 R, BB, SB

.282 • 11 HR • 38 RBI

2025 High: 14 G (6/5-20)

Homestand: 3 G, 4-8, 2 2B, 4 R, 2 RBI, 2 BB, SB

Has scored multiple runs in at least two consecutive games for the fifth time in his career and for the first time this year (last: 2 G, 8/3-4/24)

Slashing .370/.414/.667 (10-for-27) with RISP and two outs...The slugging ranks second and the average is fourth in the AL (min. 25 AB)

Had 90+ hits, 30+ walks, and 10+ SB before the All-Star break for the second straight year...The only other Orioles to do so in consecutive seasons are Brian Roberts (3, 2007-09) and Brady Anderson (2, 1996-97)

Is 17-for-50 (.340) with 10 RBI off lefties since 6/7...Opened the year 10-for-72 (.139)

On 7/26 vs. COL, tallied his sixth game of at least three hits this year...Tied a career high with two doubles (6x, last: 7/12/25 vs. MIA)...Became the first Oriole with two doubles in an inning since Brian Roberts on 7/19/08 vs. DET (3<sup>rd</sup>), and the first Oriole with two extra-base hits in a frame since Chris Davis on 6/28/16 at SD (6<sup>th</sup>; 2B, HR)

On 7/10 (G1) vs. NYM, hit his first career pinch-hit homer...Was the first go-ahead pinch-hit home run in the eighth inning or later by an Oriole since Hyun Soo Kim on 9/28/16 at TOR

On 6/30 at TEX, drove in all four of his runs in extra innings, becoming the first Oriole in team history with four RBI in extra innings without hitting a grand slam

7 • JACKSON HOLLIDAY • INF (L)

Current Streak: 2 G (5-11; since 7/25)

Last Game: 2-6, R

.263 • 14 HR • 42 RBI

2025 High: 10 G (5/14 [G2]-5/24 [G1])

Homestand: 2 G, 5-11, 2B, R, RBI

Has tallied consecutive multi-hit games (5 total H)...Would tie a career high with one more (2x, 5/16-18 & 8/2-4/24)

Recorded his team-leading 10<sup>th</sup> three-hit game of the year on Friday...No other Oriole has more than six such games...Six have come since June, tied for the third most in MLB behind MIN's Byron Buxton and TOR's George Springer (both 7 G)

Has four home runs in 16 games since 7/6...His 14 home runs are tied with Laureano and Mullins for the team lead...The only Oriole under 22 years old to finish the season by leading the club in home runs is Eddie Murray in 1977 (27 HR)

Blasted his second career leadoff homer on 7/20 at TB (also 5/31 vs. CWS)...10 of his 14 homers this year have come while being slotted first in the lineup

Tied for third in the AL with 73 hits since 5/14, trailing TB's Yandy Díaz and TOR's Bo Bichette (76 H)

His 90 hits were the third most by an Oriole aged 21 or younger prior to the All-Star break, trailing Manny Machado (128 H, 2013) and Eddie Murray (97 H, 1977)

Has an .837 OPS in 44 games at OPACY compared to a .643 OPS in 53 road games

On 7/6 at ATL, had a career-high-tying four hits (also 8/16/24 vs. BOS)...Also had a career-high-tying two extra-base hits (6x, last: 6/23 vs. TEX)

70 • ALEX JACKSON • C (R)

Current Streak: 0-3 (since 7/27)

Last Game: 0-3, 2 K

.269 • 3 HR • 4 RBI

2025 High: 3 G (7/24-26)

Homestand: 3 G, 3-7, 2B, 2 HR, 3 R, 2 RBI, 2 K

All seven of his hits this year have gone for extra bases (4 2B, 3 HR)...Is the first Oriole in the expansion era whose first seven hits went for extra bases

On 7/26 vs. COL, Hit his first career pinch-hit home run...The homer tied his career high (2024 & 2021) despite playing in his then 12<sup>th</sup> game of the season

On 7/25 vs. COL, tied a career high with two extra-base hits (2B, HR) for the second time this season (also 7/10 [G2] vs. NYM)

On 7/10 (G2) vs. NYM, had a career-high-tying two doubles (also 7/12/24 vs. CLE)

On 7/8 vs. NYM, became the sixth different player to appear at catcher this season for the O's, tying the franchise record (1986, 1962, 1960)

On 7/6, was acquired from NYY in exchange for international bonus pool space and a player to be named later or cash considerations

12 • RAMÓN LAUREANO • OF (R)

Current Streak: 2 G (2-5; since 7/26)

Last Game: 1-2, BB, HBP, CS

.275 • 14 HR • 43 RBI

2025 High: 6 G (6/23-30)

Homestand: 3 G, 2-9, 2B, R, BB, HBP, K, CS

Homered in three of the four games in Cleveland last week, including a two-run blast in the first inning on Thursday...Went deep in consecutive games for the first time since 9/19-20/24 to begin that series

Slashing .310/.372/.538 (53-for-171) with 21 extra-base hits (12 2B, 9 HR), 29 runs scored, and 35 RBI in 47 games since 5/16

Is 16-for-46 (.348) with RISP since 5/16...Opened the year 1-for-25 (.040) with RISP

Has a .939 OPS in night games and a .717 OPS during the day

Has a .938 OPS at home compared to .765 on the road

His .917 OPS against right-handers is the third highest by a right-handed hitter in the AL (min. 160 PA) behind NYY's Aaron Judge (1.127) and TOR's George Springer (.935)

His seven outfield assists are tied for fifth in MLB...Since 2018, his 56 outfield assists are third in MLB behind Teoscar Hernandez (69) and Hunter Renfroe (65)

On 7/21 at CLE, recorded four RBI for the first time since 8/4/22 at LAA...Notched a two-run single in the first inning and connected on a two-run homer in the third

On 6/30 at TEX, tied career highs in hits (4) and doubles (3)...Marked his fifth four-hit game (last: 5/16/25 vs. WSH) and second three-double effort (6/21/24 at NYY)

16 • COBY MAYO • INF (R)

Current Streak: 3 G (3-7; since 7/25)

Last Game: 1-3, 2B, R

.217 • 2 HR • 12 RBI

2025 High: 4 G (6/27-30)

Homestand: 3 G, 3-7, 2 2B, HR, 2 R, 2 RBI, BB

Has scored in a career-high-tying three consecutive games (also 6/1-4)

Hit his second MLB home run on Friday...Marked his first off a primary pitcher

Drew a career-high three walks on Tuesday at CLE...Has drawn five walks in his last nine games since 7/6 after walking three times in 19 games from 6/8-7/18

Has six doubles, two homers, and 11 RBI in 21 games since 6/14

Is 9-for-37 (.243) off southpaws...Hit .500 (11-for-22) with three doubles, one triple, five home runs and 10 RBI against left-handed pitchers with Triple-A Norfolk

On 6/27 vs. TB, hit his first major league home run in the eighth inning and set a career high with four RBI...Had driven in four total runs in his career entering 6/27

31 • CEDRIC MULLINS • OF (L)

Current Streak: 0-3 (since 7/27)

Last Game: 0-3, R, BB

.217 • 14 HR • 45 RBI

2025 High: 6 G (4/18-24)

Homestand: 3 G, 3-10, HR, 2 R, 3 RBI, BB, K

Snapped a 14-game homerless streak on 7/26 vs. COL with his 100<sup>th</sup> career blast...Became the third Oriole to reach 100 career homers and 100 stolen bases (139 SB), joining Brady Anderson (209 HR, 307 SB) and Paul Blair (126 HR, 167 SB)

Slashing .256/.273/.372 (11-for-43) with two doubles and one homer in 14 games since 7/10...Hit .129/.225/.258 (8-for-62) with two doubles and two homers in 19 games from 6/16-7/9

Owens an .827 OPS vs. LHP, the fifth-highest mark by a left-handed hitter in the AL (min. 80 PA)...Has three homers off lefties this year after having one last season

His 4.21 pitches/PA are third in the AL (HOU's Paredes: 4.41 & LAA's Trout: 4.38)

His 139 career stolen bases are seventh in O's history (since 1954)

32 • RYAN O'HEARN • INF/OF (L)

Current Streak: 1 G (2-5; since 7/26)

Last Game: 2-5, R, 2 RBI, K

.282 • 12 HR • 39 RBI

2025 High: 10 G (5/21-31)

Homestand: 2 G, 2-6, R, 2 RBI, 2 K

Drove in two runs on Saturday vs. COL, becoming the first Oriole to record multiple RBI on his birthday since Matt Wieters on 5/21/16 (3 RBI)

Is 4-for-6 with two walks as a pinch-hitter this season...Since 2019, ranks among qualified MLB PHs in AVG (1<sup>st</sup>, .298), OPS (2<sup>nd</sup>, .892), SLG (2<sup>nd</sup>, .500), OBP (2<sup>nd</sup>, .392), and hits (4<sup>th</sup>, 31)

Made the start at DH in his first career All-Star Game on 7/15 and went 0-for-2...Became the second O's designated hitter in franchise history to be voted an All-Star starter, joining Nelson Cruz (2014)

His five OAA lead the Orioles...Has recorded six OAA at first base, tied for third among first basemen behind ATL's Matt Olson and CLE's Carlos Santana (both 8)

Hitting .318 (49-for-154) with six doubles and seven home runs off fastballs

Is 19-for-40 (.475) with five doubles and four homers on the first pitch of an at-bat

Is 1-for-23 (.043) vs. left-handed pitchers since 6/1...Began the year 10-for-29 (.345)

From 5/21-31, hit safely in a career-best 10 straight games...From 5/14 (G2)-6/3, reached base safely in a career-high 19 straight games

9 • TYLER O'NEILL • OF (R)

Current Streak: 4 G (7-13; since 7/24)

Last Game: 1-3, HR, R, 2 RBI, BB, K

.214 • 6 HR • 17 RBI

2025 High: 4 G (current streak)

Homestand: 3 G, 5-9, 2B, 3 HR, 4 R, 5 RBI, 3 BB, K

Has homered in three consecutive games for the first time since 9/24 [G1]-25/21...The homer had an exit velocity of 113.6 mph, marking the hardest hit home run of his career and second-hardest homer by an Oriole this season behind Colton Cowser on 6/30 at TEX (113.7 mph)...Four of his homers this year have been hit since 7/5

Tied a career high with three runs scored on Saturday vs. COL (13x, last: 3/27/25 at TOR)

Notched three straight multi-hit games from 7/24-26 after going 25 games without one from 4/6-7/21...Marks the first time with three consecutive 2+ hit games since 7/2-4/24...Had three such games in the first eight games of the year through 4/5

Slashing .375/.444/.875 (9-for-24) with three doubles, three home runs, and six RBI in seven games since 7/19...Hit .136/.240/.273 (3-for-22) with one homer in his first six games off the IL from 7/4-12

13 of his 26 hits this season have gone for extra bases (6 2B, 1 3B, 6 HR)...Nine of them have come off fastballs (4 2B, 1 3B, 4 HR)

On 7/4, was reinstated from the 10-day IL (left shoulder impingement)...Placed on the IL on 5/16...Marked his second stint on the IL this season (also 4/24-5/8, neck inflammation)

On 3/27 at TOR, homered for a sixth consecutive Opening Day, an MLB record...Reached base safely a career-high five times, becoming the first player to reach base safely five times in his first game with the club in team history (since 1954)

35 • ADLEY RUTSCHMAN • C (S)

Current Streak: 0-for-last-6 (since 6/17)

6/19 at TB: 0-4, BB, K

.227 • 8 HR • 20 RBI

2025 High: 8 G (4/3-13)

Homestand: --

Reinstated from the 10-day IL (left oblique strain) prior to tonight's game...Placed on the IL on 6/21, retroactive to 6/20, marking his first career IL stint

Played in four rehab games with Triple-A Norfolk, going 2-for-15 with one double, one run scored, and three walks

Slashing .321/.399/.594 (60-for-187) with 12 doubles and 13 homers across 47 career games vs. TOR

Had 17 hits in 15 games in June (17-for-55, .309) after hitting .205 (16-for-78) in April and .182 (16-for-88) in May...Recorded five multi-hit efforts in 15 games in June after having three in 25 games in May

Has one or zero strikeouts in 16 straight games since 5/31 after having 2+ strikeouts in four of his previous 10 games from 5/18-30

On 5/21 at MIL, hit a three-run homer in the 11<sup>th</sup> inning, marking the first home run in extra innings by an Orioles catcher since Wellington Castillo (5/19/17 vs. TOR)

29 • RAMÓN URÍAS • INF (R)

Current Streak: 0-for-last-10 (since 7/24)

Last Game: 0-4, K

.240 • 6 HR • 30 RBI

2025 High: 11 G (5/17-28)

Homestand: 2 G, 0-7, BB, 3 K

Matched a season high with two walks on Wednesday at CLE (also 6/4 at SEA)...Has three walks in the last four games after having two total walks in his previous 29 games from 6/8-7/22

Snapped an 0-for-22 skid at the plate on 7/19 at TB with a fifth-inning double...Registered his eighth career multi-double effort (last: 2 2B, 7/19/23 vs. LAD)

His career .378 (14-for-37) average as a pinch-hitter is the fourth highest among all active MLB players (min. 30 AB) behind MIN's Ryan Jeffers (.400), SD's Jose Iglesias (.389), and TOR's Ernie Clement (.382)

From 5/17-28, hit safely in a career-best 11 straight games

11 • JORDAN WESTBURG • INF (R)

Current Streak: 0-for-last-5 (since 7/26)

Last Game: 0-4, K

.250 • 11 HR • 23 RBI

2025 High: 7 G (6/27-7/11)

Homestand: 3 G, 2-13, HR, 2 R, RBI, HBP, 2 K

Slashing .270/.308/.405 (10-for-37) with two doubles and a home run while hitting safely in seven of nine games since 7/19

Tallied consecutive multi-hit performances from 7/19-20 at TB (5 total H)

In 30 games since returning from the IL on 6/10, is batting .276/.328/.500 (32-for-116) with five doubles, seven home runs, 25 runs scored, and 17 RBI

Slashing .296/.360/.543 (24-for-81) in 21 day games compared to .220/.261/.394 (28-for-127) in 33 night games

Is 32-for-102 (.314) with a .977 OPS in 25 O's wins, compared to 20-for-106 (.189) with a .534 OPS in 29 Baltimore losses





ADDITIONAL HITTER INFO																		
	vs. LHP	vs. RHP	MULTI-HIT GAMES					MULTI-RBI GAMES					LAST HR (DATE/PITCHER)		MULTI-HR GAMES			
			2	3	4	5	TOTAL	2	3	4	5	6+	TOTAL	2025	CAREER	LAST (HRS)		
Dylan Carlson	.229	.235	4	2	-	-	6	2	1	-	-	-	3	6/12/25 vs. DET (Kahnle)	-	3	6/20/23 at WSH (2)	
Colton Cowser	.167	.234	3	2	-	-	5	2	2	-	-	-	4	7/5/25 at ATL (Dodd)	-	2	9/20/24 vs. DET (2)	
Gunnar Henderson	.221	.312	25	5	1	-	31	8	-	1	-	-	9	7/10/25 (G1) vs. NYM (Stanek)	-	2	6/21/24 at HOU (2)	
Jackson Holliday	.233	.274	15	9	1	-	25	5	1	2	-	-	8	7/23/25 at CLE (Ceconci)	1	1	5/4/25 vs. KC (2)	
Alex Jackson	.333	.235	2	-	-	-	2	-	-	-	-	-	-	7/26/25 vs. COL (Farmer)	-	-	-	
Ramón Laureano	.233	.298	11	3	2	-	16	6	3	1	-	-	10	7/24/25 at CLE (Allen)	1	5	4/19/25 vs. CIN (2)	
Coby Mayo	.243	.200	3	-	-	-	3	1	-	1	-	-	2	7/25/25 vs. COL (Freeland)	-	-	-	
Cedric Mullins	.284	.193	15	1	-	-	16	5	3	2	1	-	11	7/26/25 vs. COL (Senzatela)	1	6	3/27/25 at TOR (2)	
Ryan O'Hearn	.212	.297	16	4	1	-	21	6	3	-	-	-	9	7/20/25 at TB (Pepiot)	-	2	8/25/19 at CLE (2)	
Tyler O'Neill	.189	.225	4	1	1	-	6	2	2	-	-	-	4	7/27/25 vs. COL (Gomber)	-	12	9/9/24 vs. BAL (2)	
Adley Rutschman	.278	.206	8	4	-	-	12	1	2	-	-	-	3	6/16/25 at TB (Pepiot)	1	3	3/27/25 at TOR (2)	
Ramón Urías	.261	.232	13	3	-	-	16	4	1	-	-	-	5	6/24/25 vs. TEX (Martin)	-	1	7/15/22 at TB (2)	
Jordan Westburg	.234	.257	6	5	1	-	12	4	2	-	-	-	6	7/25/25 vs. COL (Freeland)	1	1	3/29/25 at TOR (2)	

O's HITTERS															2025 vs. TORONTO BLUE JAYS															CAREER vs. TORONTO BLUE JAYS														
PLAYER	G	AB	R	H	2B	3B	HR	RBI	BB	IBB	SO	AVG	OBP	SLG	G	AB	R	H	2B	3B	HR	RBI	BB	IBB	SO	AVG	OBP	SLG																
Dylan Carlson															5	16	2	7	1	0	1	3	1	0	4	.438	.500	.688																
Colton Cowser	4	16	2	2	0	0	1	1	1	0	6	.125	.222	.313	19	65	13	15	2	0	4	10	6	1	19	.231	.311	.446																
Gunnar Henderson	2	9	2	3	0	1	0	0	0	0	3	.333	.333	.556	37	136	23	32	5	2	4	16	15	1	37	.235	.311	.390																
Jackson Holliday	6	22	3	4	0	0	1	1	1	0	8	.182	.217	.318	10	37	7	7	0	0	4	9	1	0	12	.189	.211	.514																
Alex Jackson															5	12	3	2	1	0	0	3	1	0	6	.167	.286	.250																
Ramón Laureano	4	2	0	0	0	0	0	0	0	0	1	.000	.000	.000	25	67	18	20	5	0	6	13	11	0	20	.299	.415	.642																
Coby Mayo															2	4	0	0	0	0	0	0	0	0	3	.000	.000	.000																
Cedric Mullins	6	21	4	6	1	0	2	8	4	0	6	.286	.423	.619	78	267	40	62	11	3	15	40	28	1	50	.232	.316	.464																
Ryan O'Hearn	6	22	3	7	2	0	0	0	3	0	2	.318	.400	.409	42	126	17	33	3	1	5	18	11	0	29	.262	.321	.421																
Tyler O'Neill	5	17	4	5	0	0	2	5	2	0	3	.294	.381	.647	23	78	14	15	2	0	8	14	9	1	20	.192	.281	.526																
Adley Rutschman	6	25	6	7	2	0	3	5	2	0	3	.280	.333	.720	47	187	36	60	12	0	13	34	24	2	29	.321	.399	.594																
Ramón Urías	4	12	0	5	1	0	0	3	2	0	1	.417	.500	.500	43	135	14	34	5	0	4	17	15	0	38	.252	.331	.378																
Jordan Westburg	5	22	5	6	0	0	3	3	1	0	7	.273	.304	.682	20	79	14	20	4	0	5	9	4	0	22	.253	.298	.494																

O's PITCHERS															2025 vs. TORONTO BLUE JAYS															CAREER vs. TORONTO BLUE JAYS														
PLAYER	W	L	SV	G	GS	INN	H	R	ER	HR	BB	K	ERA	AVG	W	L	SV	G	GS	INN	H	R	ER	HR	BB	K	ERA	AVG																
Keegan Akin	0	0	0	4	0	2.2	3	1	1	0	3	2	3.38	.300	1	3	0	19	6	37.2	34	22	20	7	15	40	4.78	.238																
Yennier Cano	0	0	0	3	0	3.1	4	0	0	0	0	2	0.00	.333	0	1	0	18	0	18.2	20	6	6	2	10	16	2.89	.274																
Seranthony Domínguez	0	0	0	3	0	3.0	1	0	0	0	2	2	0.00	.111	1	2	0	13	0	11.1	10	9	6	1	8	14	4.76	.227																
Zach Eflin	1	0	0	1	1	6.0	2	2	2	1	1	2	3.00	.100	4	3	0	10	9	51.2	62	34	31	10	10	41	5.40	.290																
Andrew Kittredge															3	1	3	20	3	27.1	26	11	10	2	7	32	3.29	.252																
Dean Kremer	1	0	0	1	1	5.1	5	5	5	1	2	6	8.44	.250	4	4	0	12	11	61.1	66	37	35	12	27	54	5.14	.275																
Corbin Martin																																												
Charlie Morton	0	1	0	1	1	3.1	7	4	4	0	1	3	10.80	.438	2	3	0	10	10	55.0	57	27	27	4	17	63	4.42	.270																
Trevor Rogers															0	1	0	2	2	10.0	12	6	5	0	4	8	4.50	.300																
Colin Selby																																												
Kade Strowd																																												
Tomoyuki Sugano	0	1	0	2	2	8.2	12	5	5	1	4	1	5.19	.343	0	1	0	2	2	8.2	12	5	5	1	4	1	5.19	.343																
Grant Wolfram																																												

RECENT TRANSACTIONS	
7/28	Reinstated <b>LHP Keegan Akin</b> (left shoulder inflammation) from the 15-day Injured List...Reinstated <b>C Adley Rutschman</b> (left oblique strain) from the 10-day Injured List...Optioned <b>RHP Yamil Hiraldo</b> <sup>2</sup> to Triple-A Norfolk...Designated <b>C Jacob Stallings</b> for assignment.
7/26	Recalled <b>RHP Yamil Hiraldo</b> from Triple-A Norfolk.
7/25	Selected the contract of <b>INF Jeremiah Jackson</b> from Triple-A Norfolk...Acquired minor league <b>RHP Wellington Aracena</b> and minor league <b>RHP Cameron Foster</b> from the New York Mets in exchange for <b>LHP Gregory Soto</b> ...Optioned <b>INF Jeremiah Jackson</b> <sup>1</sup> to Triple-A Norfolk (postgame)...Returned <b>C Chadwick Tromp</b> (lower back strain) from his rehab assignment, reinstated from the 10-day Injured List, and elected free agency in lieu of accepting an outright assignment to Triple-A Norfolk.
7/24	Recalled <b>RHP Kade Strowd</b> from Triple-A Norfolk...Placed <b>RHP Félix Bautista</b> (right shoulder discomfort) on the 15-day Injured List, retroactive to 7/21.
7/23	Reinstated <b>RHP Zach Eflin</b> (low back discomfort) from the 15-day Injured List...Optioned <b>RHP Brandon Young</b> <sup>4</sup> to Triple-A Norfolk...Transferred <b>C Maverick Handley</b> (right wrist sprain) to the 10-day Injured List...Transferred the rehab assignment of <b>LHP Keegan Akin</b> (left shoulder inflammation) to Triple-A Norfolk.
7/22	Recalled <b>OF Dylan Carlson</b> from Triple-A Norfolk...Optioned <b>INF Luis Vázquez</b> <sup>1</sup> to Triple-A Norfolk... <b>C Adley Rutschman</b> (left oblique strain) began a rehab assignment with Triple-A Norfolk...Transferred the rehab assignment of <b>C Chadwick Tromp</b> (low back strain) to High-A Aberdeen.
7/21	<b>LHP Keegan Akin</b> (left shoulder inflammation) began a rehab assignment with the FCL Orioles.
7/19	Transferred the rehab assignment of <b>LHP Cade Povich</b> (left hip inflammation) to Triple-A Norfolk.
7/18	Signed <b>RHP Corbin Martin</b> to a one-year major league contract... <b>C Chadwick Tromp</b> (low back strain) began a rehab assignment with Single-A Delmarva...Transferred the rehab assignment of <b>RHP Zach Eflin</b> (low back discomfort) to the FCL Orioles.
7/17	<b>RHP Corbin Martin</b> elected free agency in lieu of accepting an outright assignment to Triple-A Norfolk.
7/16	Claimed <b>RHP Elvin Rodríguez</b> <sup>3</sup> off waivers from the Milwaukee Brewers and optioned him to Triple-A Norfolk.
7/13	Recalled <b>C David Bañuelos</b> from Triple-A Norfolk...Recalled <b>LHP Grant Wolfram</b> from Triple-A Norfolk...Designated <b>RHP Corbin Martin</b> for assignment...Placed <b>RHP Scott Blewett</b> (right elbow discomfort) on the 15-day Injured List... <b>RHP Zach Eflin</b> (low back discomfort) began a rehab assignment with Double-A Chesapeake... <b>LHP Cade Povich</b> (left hip inflammation) began a rehab assignment with High-A Aberdeen... <b>C David Bañuelos</b> cleared outright waivers and accepted an assignment to Triple-A Norfolk (postgame).
7/10	Acquired a Competitive Balance Round A pick (No. 37) in the 2025 First-Year Player Draft from the Tampa Bay Rays in exchange for <b>RHP Bryan Baker</b> ...Appointed <b>LHP Grant Wolfram</b> from Triple-A Norfolk as the 27 <sup>th</sup> man for the doubleheader...Selected the contract of <b>C David Bañuelos</b> from Triple-A Norfolk...Recalled <b>RHP Colin Selby</b> from Triple-A Norfolk (between DH games)...Optioned <b>C David Bañuelos</b> <sup>1</sup> to Triple-A Norfolk (between DH games)...Returned <b>LHP Grant Wolfram</b> to Triple-A Norfolk (postgame G2).
7/6	Selected the contract of <b>C Alex Jackson</b> from Triple-A Norfolk...Placed <b>C Gary Sánchez</b> (right knee sprain) on the 10-day Injured List...Transferred <b>INF Jorge Mateo</b> (left hamstring strain) to the 60-day Injured List.

EUTAW STREET HOME RUNS			
DATE	PLAYER (Team)	OPP. (Pitcher)	DISTANCE
6/28	Jonathan Aranda (TB)	BAL (Eflin)	467 ft.
4/29	Trent Grisham (NYY)	BAL (Gibson)	399 ft.
4/19	Jake Fraley (CIN)	BAL (Young)	421 ft.
2025 totals - 3 (0 by Orioles, 3 by opponents)			
*Total since 1992 - 134 (64 by Orioles, 70 by opponents)			

O's CHALLENGES				
TEAM	TOTAL	WON	LOST	SUCCESS RATE
Orioles	33	14	19	42%
Opponents	21	13	8	62%
Last by O's: 7/19 at TB (T8)      Batter/Runner: Westburg      Force Play (1B)      Out/Overturned				
Last by Opp.: 7/25 vs. COL (B5)      Batter/Runner: Holliday      Tag Play (1B)      Safe/Overturned				

RECORD BY POSITION									
PLAYER	C	1B	2B	3B	SS	LF	CF	RF	DH
Dylan Carlson	-	-	-	-	-	12-10	3-1	3-4	-
Colton Cowser	-	-	-	-	-	15-17	6-5	-	0-1
Maverick Handley	7-7	-	-	-	-	-	-	-	-
Gunnar Henderson	-	-	-	-	40-48	-	-	-	2-4
Jackson Holliday	-	-	37-48	-	4-2	-	-	-	2-2
Alex Jackson	4-3	-	-	-	-	-	-	-	-
Heston Kjerstad	-	-	-	-	-	10-15	-	10-10	1-0
Ramón Laureano	-	-	-	-	-	8-14	0-1	20-18	2-4
Jorge Mateo	-	-	1-4	-	0-8	1-0	4-2	-	-
Coby Mayo	-	12-8	-	0-2	-	-	-	-	3-2
Ryan Mountcastle	-	15-28	-	-	-	-	-	-	1-3
Cedric Mullins	-	-	-	-	-	-	34-49	-	1-1
Ryan O'Hearn	-	19-19	-	-	-	0-2	-	4-9	13-17
Tyler O'Neill	-	-	-	-	-	1-0	-	10-17	4-3
Emmanuel Rivera	-	1-3	-	7-7	-	-	-	-	1-0
Adley Rutschman	22-27	-	-	-	-	-	-	-	6-8
Jacob Stallings	4-7	-	-	-	-	-	-	-	-
Gary Sánchez	8-11	-	-	-	-	-	-	-	3-4
Chadwick Tromp	2-3	-	-	-	-	-	-	-	-
Ramón Urías	-	-	1-0	30-34	-	-	-	-	1-1
Luis Vázquez	-	-	-	-	3-0	-	-	-	-
Jordan Westburg	-	-	8-6	10-15	-	-	-	-	7-8

2025 BY THE NUMBERS			
	HOME	AWAY	TOTAL
Overall	24-26	23-32	47-58
MONTH	HOME	AWAY	TOTAL
March (5)	1-0	2-2	3-2
April (25)	6-7	3-9	9-16
May (27)	4-10	5-8	9-18
June (27)	8-5	8-6	16-11
July (25)	5-4	5-7	10-11
August (28)	-	-	-
September (25)	-	-	-
TOTAL (162)	24-26	23-32	47-58
DAY OF WEEK	HOME	AWAY	TOTAL
Monday (14)	4-0	2-3	6-3
Tuesday (23)	0-6	2-6	2-12
Wednesday (25)	3-5	2-6	5-11
Thursday (18)	3-3	5-1	8-4
Friday (26)	3-3	3-5	8-8
Saturday (28)	5-4	5-6	10-10
Sunday (27)	4-5	4-5	8-10
TOTAL (162)	24-26	23-32	47-58
VS. AL EAST	HOME	AWAY	TOTAL
Boston Red Sox (13)	1-2	2-2	3-4
New York Yankees (13)	2-1	1-2	3-3
Tampa Bay Rays (13)	2-1	3-4	5-5
Toronto Blue Jays (13)	1-1	2-2	3-3
TOTAL (52)	6-5	8-10	14-15
VS. AL CENTRAL	HOME	AWAY	TOTAL
Chicago White Sox (7)	3-0	-	3-0
Cleveland Guardians (7)	2-1	1-3	3-4
Detroit Tigers (6)	1-2	0-3	1-5
Kansas City Royals (6)	1-2	1-2	2-4
Minnesota Twins (6)	0-3	0-3	0-6
TOTAL (32)	7-8	2-11	9-19
VS. AL WEST	HOME	AWAY	TOTAL
Houston Astros (7)	-	-	-
Los Angeles Angels (6)	3-0	2-1	5-1
Oakland Athletics (6)	-	1-2	1-2
Seattle Mariners (6)	-	3-0	3-0
Texas Rangers (7)	1-2	1-2	2-4
TOTAL (32)	4-2	7-5	11-7
VS. NL EAST	HOME	AWAY	TOTAL
Atlanta Braves (3)	-	3-0	3-0
Miami Marlins (3)	1-2	-	1-2
New York Mets (3)	2-1	-	2-1
Philadelphia Phillies (3)	-	-	-
Washington Nationals (4)	0-3	1-2	1-5
TOTAL (16)	3-6	4-2	7-8
VS. NL CENTRAL	HOME	AWAY	TOTAL
Chicago Cubs (3)	-	-	-
Cincinnati Reds (3)	1-2	-	1-2
Milwaukee Brewers (3)	-	1-2	1-2
Pittsburgh Pirates (3)	-	-	-
St. Louis Cardinals (3)	1-2	-	1-2
TOTAL (15)	2-4	1-2	3-6
VS. NL WEST	HOME	AWAY	TOTAL
Arizona Diamondbacks (3)	-	1-2	1-2
Colorado Rockies (3)	2-1	-	2-1
Los Angeles Dodgers (3)	-	-	-
San Diego Padres (3)	-	-	-
San Francisco Giants (3)	-	-	-
TOTAL (15)	2-1	1-2	3-3

BALTIMORE ORIOLES - WALK-OFF AND MISC. HOME RUNS

Baltimore Orioles Walk-off Wins							
Date	Score	Batter/Runner	Action	RBI	Pitcher	INN	OUTS
				-	-	-	-

Opponent Walk-off Wins							
Date	Score	Batter/Runner	Action	RBI	Pitcher	INN	OUTS
5/24 (G1)	BAL 5 @ BOS 6	Rafael Devers	1B	1	Gregory Soto	10	1

Baltimore Orioles Back-to-Back Home Runs							
Date	Score	Batters	Pitcher	INN	OUTS		
6/24	TEX 6 @ BAL 5 (10)	Gary Sánchez/Ramón Urias/Ryan O’Hearn	Chris Martin	7	0		
6/14	LAA 5 @ BAL 6	Cedric Mullins/Gary Sánchez	Tyler Anderson	6	0		
6/5	BAL 4 @ SEA 3	Adley Rutschman/Gunnar Henderson	Bryan Woo	6	0		
5/14 (G2)	MIN 8 @ BAL 6	Cedric Mullins/Heston Kjerstad	Simeon Woods Richardson	3	2		
4/19	CIN 5 @ BAL 9	Ramón Laureano/Jordan Westburg	Carson Spiers	7	2		
4/19	CIN 5 @ BAL 9	Cedric Mullins/Gunnar Henderson	Hunter Greene	1	0		
3/27	BAL 12 @ TOR 2	Adley Rutschman/Jordan Westburg	Yariel Rodríguez	8	1		

Opponent Back-to-Back Home Runs					
Date	Score	Batters	Pitcher	INN	OUTS
5/18	WSH 10 @ BAL 4	Dylan Crews/CJ Abrams	Zach Eflin	2	1
5/15	MIN 4 @ BAL 0	DaShawn Keirsey Jr./Byron Buxton	Tomoyuki Sugano	3	1
5/4	KC 11 @ BAL 6	Bobby Witt Jr./Vinnie Pasquantino	Yennier Cano	7	1
4/29	NYY 15 @ BAL 3	Trent Grisham/Aaron Judge/Ben Rice	Kyle Gibson	1	0
4/17	CLE 2 @ BAL 6	Daniel Schneemann/Austin Hedges	Tomoyuki Sugano	3	0
4/9	BAL 0 @ AZ 9	Pavin Smith/Josh Naylor	Dean Kremer	5	1

Baltimore Orioles Grand Slams					
Date	Score	Batter	Pitcher	INN	OUTS
6/15	LAA 2 @ BAL 11	Gary Sánchez	Connor Brogdon	7	2
5/14	MIN 8 @ BAL 6	Cedric Mullins	Simeon Woods Richardson	3	2
4/16	CLE 1 @ BAL 9	Jackson Holliday	Gavin Williams	2	1

Opponent Grand Slams					
Date	Score	Batter	Pitcher	INN	OUTS
7/18	BAL 1 @ TB 11	Yandy Diaz	Grant Wolfram	6	1
5/23	BAL 5 @ BOS 19	Rafael Devers	Ermanuel Rivera	8	2
4/20	CIN 24 @ BAL 2	Noelvi Marte	Jorge Mateo	8	2

Baltimore Orioles Inside-the-Park Home Runs						
Date	Score	Batter	RBI	Pitcher	INN	OUTS
-	-	-	-	-	-	-

Opponent Inside-the-Park Home Runs						
Date	Score	Batter	RBI	Pitcher	INN	OUTS
-	-	-	-	-	-	-

Baltimore Orioles Pinch-Hit Home Runs						
Date	Score	Batter	RBI	Pitcher	INN	OUTS
7/26	COL 0 @ BAL 18	Alex Jackson	1	Kyle Farmer	8	0
7/10 (G1)	NYM 1 @ BAL 3	Gunnar Henderson	2	Ryne Stanek	8	0
5/10	BAL 2 @ LAA 5	Ramón Laureano	1	Brock Burke	9	0

Opponent Pinch-Hit Home Runs						
Date	Score	Batter	RBI	Pitcher	INN	OUTS
6/18	BAL 8 @ TB 12	Brandon Lowe	2	Yennier Cano	5	2
5/11	BAL 7 @ LAA 3	Matthew Lugo	1	Félix Bautista	9	2
5/7	BAL 2 @ MIN 5	Harrison Bader	2	Keegan Akin	7	1

Baltimore Orioles Leadoff Home Runs					
Date	Score	Batter	Pitcher		
7/20	BAL 5 @ TB 3	Jackson Holliday	Ryan Pepiot		
5/31	CWS 2 @ BAL 4	Jackson Holliday	Davis Martin		
4/19	CIN 5 @ BAL 9	Cedric Mullins	Hunter Greene		
4/3	BOS 8 @ BAL 4	Cedric Mullins	Tanner Houck		
3/29	BAL 9 @ TOR 5	Colton Cowser	Max Scherzer		

Opponent Leadoff Home Runs			
Date	Score	Batter	Pitcher
6/16	BAL 1 @ TB 7	Josh Lowe	Zach Eflin
5/24 (G1)	BAL 5 @ BOS 6	Jarren Duran	Zach Eflin
5/18	WSH 10 @ BAL 4	CJ Abrams	Zach Eflin
4/29	NYY 15 @ BAL 3	Trent Grisham	Kyle Gibson
4/23	BAL 3 @ WSH 4	James Wood	Tomoyuki Sugano

LAST TIME IT HAPPENED	
BATTING	
Eutaw St. Home Run	Gunnar Henderson, 8/14/24 vs. WSH (Herz)
Opponent	Jonathan Aranda, 6/28/25 vs. TB (Eflin)
Second Deck Home Run in LF at OPACY	Austin Hays, 6/7/22 vs. CHC (Mills)
Opponent	Pete Alonso, 9/2/20 vs. NYM (Means)
Grand Slam	Gary Sánchez, 6/15/25 vs. LAA (Brogdon)
Two Grand Slams in One Game	Reimold, Clevenger, 9/11/15 vs. KC (Herrera, Chamberlain)
Pinch-Hit Home Run	Alex Jackson, 7/26/25 vs. COL (Farmer)
Pinch-Hit Walk-Off Home Run	Nolan Reimold, 7/24/16 vs. CLE (Allen)
Pinch-Hit Grand Slam	Dwight Evans, 7/26/91 vs. OAK (Nelson)
Inside the Park Home Run	Jorge Mateo, 8/20/23 at OAK (Sears)
LH & RH Home Run, Same Game	Anthony Santander, 8/7/24 at TOR (Francis, Yarbrough)
Individual 2-Home Run Game	Jackson Holliday, 5/4/25 vs. KC (Lorenzen)
Individual 3-Home Run Game	Ryan Mountcastle, 6/19/21 vs. TOR (Manoah, Kay)
Individual 4-Home Run Game	Never
Home Run in Consecutive Games	Tyler O’Neill 7/25-27 vs. COL (3 G)
Home Run in 3 Consecutive Games	Tyler O’Neill 7/25-27 vs. COL
Home Run in 4 Consecutive Games	Gunnar Henderson, 5/17-20/24 vs. SEA, at STL
Home Run in 5 Consecutive Games	Jonathan Schoop, 7/22-27/18 vs. TOR, BOS, TB
Home Run in 6 Consecutive Games	Chris Davis, 9/26-10/2/12 vs. TOR, BOS, TB
4-Home Run Game, Team	7/25/25 vs. COL
5-Home Run Game, Team	4/19/25 vs. CIN
6-Home Run Game, Team	3/27/25 at TOR
7-Home Run Game, Team	6/2/16 vs. BOS
8+-Home Run Game, Team	6/16/15 vs. PHI (8)
10+-Run Game, Team	7/26/25 vs. COL (18)
15+-Run Game, Team	7/26/25 vs. COL (18)
20+-Run Game, Team	6/27/25 vs. TB (22)
Back-to-Back HR	Sánchez/Urias/O’Hearn, 6/24/25 vs. TEX (7 <sup>th</sup> inning)
Back-to-Back HR to Start First Inning	Mullins/Henderson, 4/19/25 vs. CIN
Back-to-Back-to-Back HR	Sánchez/Urias/O’Hearn, 6/24/25 vs. TEX (7 <sup>th</sup> inning)
Back-to-Back-to-Back HR to Start First Inning	Flaherty/Hardy/Markakis, 5/10/12 (G1) vs. TEX
2 Back-to-Back HRs, Same Game	Mullins/Henderson (1 <sup>st</sup> ) & Laureano/Westburg (7 <sup>th</sup> ), 4/19/25 vs. CIN
Leadoff Home Run	Jackson Holliday, 7/20/25 at TB (Pepiot)
Walk-Off Win	Anthony Santander (HR), 9/19/24 vs. SF (Walker)
Walk-Off Home Run	Anthony Santander, 9/19/24 vs. SF (Walker)
Walk-Off Grand Slam	Manny Machado, 8/18/17 vs. LAA (Middleton)
Walk-Off Home Run, Eutaw St.	Rio Ruiz, 8/11/19 vs. HOU (Osuna)
Home Run, 15 <sup>th</sup> Inning or later	Jonathan Villar, 7/25/19 at LAA (Canning)
Home Run, 17 <sup>th</sup> Inning or later	Adam Jones, 5/6/12 at BOS (McDonald)
Home Run by a Pitcher	Zack Britton, 7/3/11 at ATL (Beachy)
2-Home Run Game by a Pitcher	Milt Pappas, 8/27/61 at MIN (Ramos)
Oriole to hit a Home Run for 1 <sup>st</sup> ML hit	Connor Norby, 6/4/24 at TOR (Pearson)
Oriole w/ 2 Home Runs in One Inning	Mark Trumbo, 4/15/16 at TEX (7 <sup>th</sup> inning, Pérez, Faulkner)
Oriole w/ 3 Home Runs in Consecutive Innings	Manny Machado, 8/7/16 at CWS (1 <sup>st</sup> , 2 <sup>nd</sup> , 3 <sup>rd</sup> inning, Shields, Albers)
5-Hit Game	Adley Rutschman, 6/21/24 at HOU
6-Hit Game	Cal Ripken, Jr., 6/13/99 at ATL
5-RBI Game	Cedric Mullins, 3/27/25 at TOR
6-RBI Game	Adley Rutschman, 6/9/24 at TB
7-RBI Game	Ryan Mountcastle, 4/11/23 vs. OAK (9)
8-RBI Game	Ryan Mountcastle, 4/11/23 vs. OAK (9)
9-RBI Game	Ryan Mountcastle, 4/11/23 vs. OAK
PITCHING	
Perfect Game	Never
No-Hitter	5/5/21 at SEA (Means)
1-Hitter	5/26/24 at CWS (Bradish, Coulombe, Cano, Kimbrel)
Complete Game	9/23/22 vs. HOU (Kremer)
Shutout	9/23/22 vs. HOU (Kremer)
Team Shutout	7/26/25 vs. COL (Rogers, Hiraldo, Strowd)
Consecutive CG, Pitcher	Sidney Ponson (2), 5/16-22/04
Consecutive Shutouts, Pitcher	Mike Mussina (2), 9/26-10/1/95
Consecutive CG, Team	5/13-14/11 (Guthrie, Bergesen)
Consecutive Shutouts, Team	4/18-19/23 at WSH
10+ Strikeout Game, Pitcher	Charlie Morton (10), 6/13/25 vs. LAA
15+ Strikeout Game, Pitcher	Erik Bedard (15), 7/7/07 at TEX
10+ Strikeout Game, Team	7/27/25 vs. COL (12)
15+ Strikeout Game, Team	6/13/25 vs. LAA (15)
4+ Strikeouts in an inning	Mike Cuellar (4), 5/29/70 at CAL
Immaculate Inning	Brandon Young, 7/8/25 vs. NYM (5 <sup>th</sup> inning)
MISCELLANEOUS	
Hit for the Cycle	Cedric Mullins, 5/12/23 vs. PIT (7 <sup>th</sup> in club history)
Steal of Home	Ryan Mountcastle, 5/30/25 vs. CWS
Position Player to Pitch	Luis Vázquez, 7/1/25 at TEX (0.1 IP)
Triple Play Turned	9/18/22, Bottom 3 <sup>rd</sup> at TOR (Chapman batting/Kremer pitching)
	Scoring: 6-4-3 (Mateo-Vavra-Aguilar)
Manager Ejection	Tony Mansolino, 7/20/25 at TB (1 <sup>st</sup> career)
Player Ejection	Ryan O’Hearn, 7/21/25 at CLE (3 <sup>rd</sup> career)
WINNING SWEEPS	
2-Game, at OPACY	September 26-27, 2023 vs. WSH
2-Game, Road	April 18-19, 2023 at WSH
3-Game, at OPACY	June 13-15, 2025 vs. LAA
3-Game, Road	July 4-6, 2025 at ATL
4-Game, at OPACY	July 7-10, 2022 vs. LAA
4-Game, Road	June 7-10, 2024 at TB
Doubleheader	July 10, 2025 vs. NYM

2025 OUTFIELD ASSISTS						
Outfielder	1B	2B	3B	HP	TOTAL	ERRORS (F-T)
Jordyn Adams	-	-	-	-	-	-
Dylan Carlson	-	2	-	1	3	-
Colton Cowser	-	-	1	1	2	1 (0-1)
Cooper Hummel	-	-	-	-	-	-
Heston Kjerstad	-	4	-	-	4	-
Ramón Laureano	-	4	-	3	7	5 (2-3)
Jorge Mateo	-	-	-	-	-	1 (1-0)
Cedric Mullins	-	-	-	-	-	3 (1-2)
Ryan O’Hearn	-	-	-	-	-	-
Tyler O’Neill	1	3	-	1	5	1 (1-0)
Team Totals	1	13	1	6	21	11 (5-6)

2025 CATCHING BREAKDOWN							
	Errors	SB	Pick-offs				
Catcher	F-T-C	PB	CCS-ATT	1B-2B-3B	Inn.	ERA	W-L (GS)
Maverick Handley	0-0-1	0	0-13	0-0-0	120.2	4.25	7-7
Alex Jackson	0-1-0	1	2-9	0-0-0	66.0	5.73	4-3
Adley Rutschman	0-2-0	1	8-39	0-1-0	424.1	4.96	22-27
Gary Sánchez	0-2-2	1	1-18	1-0-0	175.1	5.39	8-11
Jacob Stallings	0-1-0	2	3-12	0-0-0	97.0	3.62	4-7
Chadwick Tromp	0-1-0	1	0-2	0-0-0	39.0	5.77	2-3
Totals	0-7-3	6	14-93	1-1-0	922.1	4.90	47-58

SCORING BY INNING											
	1	2	3	4	5	6	7	8	9	Extras	Totals
OPPONENTS	69	53	69	66	66	44	51	72	32	8	530
ORIOLES	45	53	64	32	44	59	60	53	19	15	444


ORIOLES WHO MADE THEIR MAJOR LEAGUE DEBUT IN 2025			
DATE	PLAYER	STATS	NOTES
5/27 vs. STL	Yaramil Hiraldo	1.1 IP, 1 H, 1 K	Entered in 8 <sup>th</sup>
5/18 vs. WSH	Kade Strowd	1.0 IP, 2 H, R, ER, K	Entered in 9 <sup>th</sup>
4/29 vs. NYY	Maverick Handley	0-2, 2 K	Def. in 6 <sup>th</sup>
4/26 (G2) at DET	Grant Wolfram	0.1 IP, 1 H, 1 BB	Final out of 7 <sup>th</sup>
4/19 vs. CIN	Brandon Young	ND: 4.0+ IP, 7 H, 3 R, 3 ER, 3 BB, 3 K, HR	Game Started
3/30 at TOR	Tomoyuki Sugano	L: 4.0 IP, 4 H, 2 R, 2 ER, 2 BB, 1 K	Game Started





2025 SCHEDULE


G#	DATE	OPP.	W-L	SCORE	WP/LP/SV	REC	POS	GA/GB	ATT.
1	3/27	at TOR	W	12-2	Eflin/Berrios	1-0	T-1 <sup>st</sup>	+0.5	40,734
2	3/28	at TOR	L	8-2	Gausman/Morton	1-1	T-3 <sup>rd</sup>	-0.5	26,289
3	3/29	at TOR	W	9-5	Kremer/Lovelyad	2-1	2 <sup>nd</sup>	-0.5	27,005
4	3/30	at TOR	L	3-1	Bassitt/Sugano/Hoffman	2-2	3 <sup>rd</sup>	-1.5	21,069
5	3/31	vs. BOS	W	8-5	Domínguez/Newcomb	3-2	3 <sup>rd</sup>	-1.0	45,002*
MARCH TOTALS: 3-2				TEAM ERA: 4.60	TEAM AVG: .305				
6	4/1	OFF DAY				3-2	4 <sup>th</sup>	-1.0	
6	4/2	vs. BOS	L	3-0	Crochet/Eflin/Chapman	3-3	4 <sup>th</sup>	-1.5	18,146
7	4/3	vs. BOS	L	8-4	Kelly/Morton	3-4	T-4 <sup>th</sup>	-2.0	16,656
8	4/4	at KC	L	8-2	Lugo/Kremer	3-5	5 <sup>th</sup>	-2.5	14,196
9	4/5	at KC	W	8-1	Sugano/Wacha	4-5	5 <sup>th</sup>	-2.5	14,383
10	4/6	at KC	L	4-1	Bubic/Povich/Estévez	4-6	5 <sup>th</sup>	-2.5	19,098
11	4/7	at AZ	W	5-1	Eflin/Gallen	5-6	T-4 <sup>th</sup>	-1.5	20,333
12	4/8	at AZ	L	4-3	Kelly/Morton/Martínez	5-7	4 <sup>th</sup>	-2.0	23,843
13	4/9	at AZ	L	9-0	Pfaadt/Kremer	5-8	5 <sup>th</sup>	-2.5	22,411
14	4/10	OFF DAY				5-8	5 <sup>th</sup>	-2.5	
14	4/11	vs. TOR	**POSTPONED**		Rescheduled for 7/29 (DH)	5-8	5 <sup>th</sup>	-2.5	
14	4/12	vs. TOR	W	5-4	Baker/Francis/Bautista	6-8	T-4 <sup>th</sup>	-2.0	22,130
15	4/13	vs. TOR	L	7-6 (10)	Hoffman/Bowman	6-9	5 <sup>th</sup>	-2.5	27,193
16	4/14	OFF DAY				6-9	5 <sup>th</sup>	-2.5	
16	4/15	vs. CLE	L	6-3	Allen/Morton/Clase	6-10	5 <sup>th</sup>	-3.5	14,203
17	4/16	vs. CLE	W	9-1	Kremer/Williams	7-10	5 <sup>th</sup>	-3.5	13,964
18	4/17	vs. CLE	W	6-2	Sugano/Bibee	8-10	4 <sup>th</sup>	-3.5	16,201
19	4/18	vs. CIN	L	8-3	Abbott/Povich	8-11	4 <sup>th</sup>	-4.5	42,587*
20	4/19	vs. CIN	W	9-5	Domínguez/Greene/Bautista	9-11	4 <sup>th</sup>	-3.5	28,534
21	4/20	vs. CIN	L	24-2	Rogers/Morton/Wynne	9-12	4 <sup>th</sup>	-4.5	19,053
22	4/21	OFF DAY				9-12	4 <sup>th</sup>	-4.0	
22	4/22	at WSH	L	7-0	Parker/Kremer	9-13	4 <sup>th</sup>	-4.0	29,504
23	4/23	at WSH	L	4-3	López/Soto/Finnegan	9-14	5 <sup>th</sup>	-5.0	22,246
24	4/24	at WSH	W	2-1	Povich/Gore/Bautista	10-14	5 <sup>th</sup>	-4.5	23,058
25	4/25	at DET	**POSTPONED**		Rescheduled for 4/26 (DH)	10-14	5 <sup>th</sup>	-4.0	
25	4/26-1	at DET	L	4-3	Mize/Young/Vest	10-15			28,509
26	4/26-2	at DET	L	6-2	Hurter/Morton	10-16	5 <sup>th</sup>	-5.0	21,422
27	4/27	at DET	L	7-0	Skubal/Kremer	10-17	5 <sup>th</sup>	-6.5	28,613
28	4/28	vs. NYY	W	4-3	Sugano/Warren/Bautista	11-17	5 <sup>th</sup>	-5.5	22,775
29	4/29	vs. NYY	L	15-3	Rodón/Gibson	11-18	5 <sup>th</sup>	-6.5	22,164
30	4/30	vs. NYY	W	5-4	Baker/Carrasco/Bautista	12-18	5 <sup>th</sup>	-5.5	22,381
APRIL TOTALS: 9-16				TEAM ERA: 5.64	TEAM AVG: .206				
31	5/1	OFF DAY				12-18	5 <sup>th</sup>	-5.5	
31	5/2	vs. KC	W	3-0	Kremer/Wacha/Bautista	13-18	5 <sup>th</sup>	-5.5	26,364
32	5/3	vs. KC	L	4-0	Bubic/Sugano	13-19	5 <sup>th</sup>	-5.5	19,348
33	5/4	vs. KC	L	11-6	Zerpa/Cano	13-20	5 <sup>th</sup>	-5.5	31,956
34	5/5	OFF DAY				13-20	5 <sup>th</sup>	-5.0	
34	5/6	at MIN	L	9-1	López/Povich	13-21	5 <sup>th</sup>	-6.0	19,779
35	5/7	at MIN	L	5-2	Coulombe/Morton/Duran	13-22	5 <sup>th</sup>	-7.0	16,417
36	5/8	at MIN	L	5-2	Jax/Cano/Duran	13-23	5 <sup>th</sup>	-7.5	17,410
37	5/9	at LAA	W	4-1	Sugano/Hendricks/Bautista	14-23	5 <sup>th</sup>	-7.5	30,778
38	5/10	at LAA	L	5-2	Kochanowicz/Gibson	14-24	5 <sup>th</sup>	-7.5	27,975
39	5/11	at LAA	W	7-3	Eflin/Ty. Anderson	15-24	5 <sup>th</sup>	-8.0	29,460
40	5/12	OFF DAY				15-24	5 <sup>th</sup>	-8.0	
40	5/13	vs. MIN	**POSTPONED**		Rescheduled for 5/14 (DH)	15-24	5 <sup>th</sup>	-7.5	
41	5/14-1	vs. MIN	L	6-3	Stewart/Kremer/Duran	15-25	5 <sup>th</sup>	-8.5	
41	5/14-2	vs. MIN	L	8-6	Funderburk/Cano/Sands	15-26	5 <sup>th</sup>	-9.0	10,169
42	5/15	vs. MIN	L	4-0	Paddock/Sugano	15-27	5 <sup>th</sup>	-9.5	30,926
43	5/16	vs. WSH	L	4-3	López/Bautista/Finnegan	15-28	5 <sup>th</sup>	-10.5	21,171
44	5/17	vs. WSH	L	10-6	Irvin/Gibson	15-29	5 <sup>th</sup>	-10.5	28,208
45	5/18	vs. WSH	L	10-4	Soroka/Eflin	15-30	5 <sup>th</sup>	-11.5	37,264
46	5/19	at MIL	L	5-4	Uribe/Cano/Megill	15-31	5 <sup>th</sup>	-12.0	22,319
47	5/20	at MIL	L	5-2	Henderson/McDermott/Uribe	15-32	5 <sup>th</sup>	-13.0	22,778
48	5/21	at MIL	W	8-4 (11)	Baker/Alexander	16-32	5 <sup>th</sup>	-13.0	30,554
49	5/22	at BOS	**POSTPONED**		Rescheduled for 5/23 (DH)	16-32	5 <sup>th</sup>	-13.5	
49	5/23-1	at BOS	L	19-5	Whitlock/Domínguez	16-33	5 <sup>th</sup>	-14.0	31,150
50	5/23-2	at BOS	**POSTPONED**		Rescheduled for 5/24 (DH)	16-33	5 <sup>th</sup>	-13.5	
50	5/24-1	at BOS	L	6-5 (10)	Weissert/Soto	16-34	5 <sup>th</sup>	-14.5	30,958
51	5/24-2	at BOS	W	2-1	Kittredge/Bernardino/Domínguez	17-34	5 <sup>th</sup>	-14.0	34,604
52	5/25	at BOS	W	5-1	Kremer/Buehler	18-34	5 <sup>th</sup>	-14.0	36,824
53	5/26	vs. STL	W	5-2	Morton/Fedde/Bautista	19-34	5 <sup>th</sup>	-14.0	21,717
54	5/27	vs. STL	L	7-4	Matz/Baker/Helsley	19-35	5 <sup>th</sup>	-15.0	13,779
55	5/28	vs. STL	L	6-4	King/Povich/Helsley	19-36	5 <sup>th</sup>	-16.0	14,491
56	5/29	OFF DAY				19-36	5 <sup>th</sup>	-16.0	
56	5/30	vs. CWS	W	2-1	Eflin/Burke/Bautista	20-36	5 <sup>th</sup>	-15.0	22,108
57	5/31	vs. CWS	W	4-2	Kremer/Martin/Bautista	21-36	5 <sup>th</sup>	-14.0	23,470
MAY TOTALS: 9-18				TEAM ERA: 5.21	TEAM AVG: .250				
58	6/1	vs. CWS	W	3-2	Morton/Houser/Baker	22-36	5 <sup>th</sup>	-14.0	33,037
59	6/2	OFF DAY				22-36	5 <sup>th</sup>	-14.0	
59	6/3	at SEA	W	5-1	Sugano/Kirby	23-36	5 <sup>th</sup>	-14.0	21,089
60	6/4	at SEA	W	3-2	Cano/Vargas/Bautista	24-36	5 <sup>th</sup>	-13.0	19,231
61	6/5	at SEA	W	4-3	Eflin/Woo/Baker	25-36	5 <sup>th</sup>	-13.0	27,887
62	6/6	at ATH	L	5-4	Sears/Kremer/Miller	25-37	5 <sup>th</sup>	-14.0	8,424
63	6/7	at ATH	W	7-4	Akin/Severino/Bautista	26-37	5 <sup>th</sup>	-13.0	9,185
64	6/8	at ATH	L	5-1	Newcomb/Sugano	26-38	5 <sup>th</sup>	-13.0	8,836
65	6/9	OFF DAY				26-38	5 <sup>th</sup>	-13.0	
65	6/10	vs. DET	L	5-3	Lee/Povich/Vest	26-39	5 <sup>th</sup>	-14.0	20,291
66	6/11	vs. DET	W	10-1	Eflin/Mize	27-39	5 <sup>th</sup>	-14.0	18,630
67	6/12	vs. DET	L	4-1	Skubal/Kremer/Vest	27-40	5 <sup>th</sup>	-15.0	18,800
68	6/13	vs. LAA	W	2-0	Morton/Kochanowicz/Bautista	28-40	5 <sup>th</sup>	-14.0	20,204
69	6/14	vs. LAA	W	6-5	Akin/Anderson/Bautista	29-40	5 <sup>th</sup>	-13.0	26,313
70	6/15	vs. LAA	W	11-2	Povich/Kikuchi	30-40	5 <sup>th</sup>	-12.0	33,370
71	6/16	at TB	L	7-1	Pepiot/Eflin	30-41	5 <sup>th</sup>	-12.0	10,046
72	6/17	at TB	W	5-1	Kremer/Littell	31-41	5 <sup>th</sup>	-11.0	10,046
73	6/18	at TB	L	12-8	Montgomery/Kittredge	31-42	5 <sup>th</sup>	-11.0	10,046
74	6/19	at TB	W	4-1	Morton/Rasmussen/Bautista	32-42	5 <sup>th</sup>	-11.0	10,046
75	6/20	at NYY	W	5-3	Blewett/Weaver/Bautista	33-42	5 <sup>th</sup>	-10.0	47,034
76	6/21	at NYY	L	9-0	Schmidt/Eflin	33-43	5 <sup>th</sup>	-11.0	46,142
77	6/22	at NYY	L	4-2	Cruz/Baker/Williams	33-44	5 <sup>th</sup>	-12.0	45,571
78	6/23	vs. TEX	W	6-0	Rogers/Corbin	34-44	5 <sup>th</sup>	-11.0	13,929
79	6/24	vs. TEX	L	6-5 (10)	Jackson/Domínguez/Garcia	34-45	5 <sup>th</sup>	-11.0	16,909
80	6/25	vs. TEX	L	7-0	deGrom/Young	34-46	5 <sup>th</sup>	-12.0	22,828
81	6/26	OFF DAY				34-46	5 <sup>th</sup>	-12.0	
81	6/27	vs. TB	W	22-8	Sugano/Orze	35-46	5 <sup>th</sup>	-12.0	20,047
82	6/28	vs. TB	L	11-3	Littell/Eflin	35-47	5 <sup>th</sup>	-12.0	30,491
83	6/29	vs. TB	W	5-1	Kremer/Bradley	36-47	5 <sup>th</sup>	-12.0	19,226
84	6/30	at TEX	W	10-6 (10)	Akin/Milner	37-47	5 <sup>th</sup>	-11.0	27,420
JUNE TOTALS: 16-11				TEAM ERA: 4.05	TEAM AVG: .253				
85	7/1	at TEX	L	10-2	deGrom/Young/Latz	37-48	5 <sup>th</sup>	-11.0	30,933
86	7/2	at TEX	L	6-0	Eovaldi/Sugano/Dunning	37-49	5 <sup>th</sup>	-11.0	27,636
87	7/3	OFF DAY				37-49	5 <sup>th</sup>	-11.5	
87	7/4	at ATL	W	3-2	Morton/Strider/Bautista	38-49	5 <sup>th</sup>	-11.5	40,249
88	7/5	at ATL	W	9-6 (10)	Bautista/Montero/Cano	39-49	5 <sup>th</sup>	-11.5	37,170
89	7/6	at ATL	W	2-1	Rogers/Holmes/Domínguez	40-49	5 <sup>th</sup>	-11.5	34,012
90	7/7	OFF DAY				40-49	5 <sup>th</sup>	-12.0	
90	7/8	vs. NYM	L	7-6 (10)	Díaz/Cano/Brazobán	40-50	5 <sup>th</sup>	-13.0	35,200
91	7/9	vs. NYM	**POSTPONED**		Rescheduled for 7/10 (DH)	40-50	5 <sup>th</sup>	-12.5	
91	7/10-1	vs. NYM	W	3-1	Wolfram/Stanek/Bautista	41-50	5 <sup>th</sup>	-12.0	25,262
92	7/10-2	vs. NYM	W	7-3	Sugano/Hagenman	42-50	5 <sup>th</sup>	-11.5	17,961
93	7/11	vs. MIA	W	5-2	Kremer/Cabrera	43-50	5 <sup>th</sup>	-11.5	22,213
94	7/12	vs. MIA	L	6-0	Junk/Rogers	43-51	5 <sup>th</sup>	-11.5	34,332
95	7/13	vs. MIA	L	11-1	Pérez/Young	43-52	5 <sup>th</sup>	-11.5	17,599

7/14	Home Run Derby (Truist Park - Atlanta, GA)									
7/15	MLB All-Star Game (Truist Park - Atlanta, GA)									
7/16-17 All-Star Break										
96	7/18	at TB	L	11-1	Bradley/Morton	43-53	5 <sup>th</sup>	-12.5	10,046	
97	7/19	at TB	L	4-3	Uceta/Domínguez/Fairbanks	43-54	5 <sup>th</sup>	-13.5	10,046	
98	7/20	at TB	W	5-3	Rogers/Pepiot/Bautista	44-54	5 <sup>th</sup>	-13.5	9,195	
99	7/21	at CLE	L	10-5	Bibee/Selby	44-55	5 <sup>th</sup>	-14.5	21,748	
100	7/22	at CLE	L	6-3	Cantillo/Young/Clase	44-56	5 <sup>th</sup>	-14.5	22,714	
101	7/23	at CLE	L	3-2	Gaddis/Selby/Clase	44-57	5 <sup>th</sup>	-15.5	30,476	
102	7/24	at CLE	W	4-3	Morton/Allen/Soto	45-57	5 <sup>th</sup>	-15.5	26,223	
103	7/25	vs. COL	L	6-5	Bird/Kittredge/Halvorsen	45-58	5 <sup>th</sup>	-16.5	25,090	
104	7/26	vs. COL	W	18-0	Rogers/Senzatela	46-58	5 <sup>th</sup>	-16.5	20,188	
105	7/27	vs. COL	W	5-1	Sugano/Gomber	47-58	5 <sup>th</sup>	-15.5	16,407	
106	7/28	vs. TOR	6:35 PM	MASN						
107	7/29-1	vs. TOR	12:35 PM	MASN						
108	7/29-2	vs. TOR	6:35 PM	MASN						
109	7/30	vs. TOR	12:35 PM	MASN						
JULY TOTALS: 10-11 TEAM ERA: 4.79 TEAM AVG: .236										
110	8/1	at CHC	2:20 PM	MASN2						
111	8/2	at CHC	2:20 PM	MASN2   FS1 <sup>+</sup>						
112	8/3	at CHC	2:20 PM	MASN2						
113	8/4	at PHI	6:45 PM	MASN						
114	8/5	at PHI	6:45 PM	MASN						
115	8/6	at PHI	12:35 PM	MASN						
	8/7	OFF DAY								
116	8/8	vs. ATH	7:05 PM	MASN						
117	8/9	vs. ATH	7:05 PM	MASN						
118	8/10	vs. ATH	1:35 PM	MASN						
	8/11	OFF DAY								
119	8/12	vs. SEA	6:35 PM	MASN						
120	8/13	vs. SEA	6:35 PM	MASN						
121	8/14	vs. SEA	1:05 PM	MASN2						
122	8/15	at HOU	8:10 PM	MASN2						
123	8/16	at HOU	7:10 PM	MASN2						
124	8/17	at HOU	2:10 PM	MASN						
125	8/18	at BOS	7:10 PM	MASN						
126	8/19	at BOS	7:10 PM	MASN						
	8/20	OFF DAY								
127	8/21	vs. HOU	7:15 PM	FOX						
128	8/22	vs. HOU	7:05 PM	MASN						
129	8/23	vs. HOU	7:05 PM	MASN						
130	8/24	vs. HOU	1:35 PM	MASN						
131	8/25	vs. BOS	6:35 PM	MASN						
132	8/26	vs. BOS	6:35 PM	MASN						
133	8/27	vs. BOS	6:35 PM	MASN						
134	8/28	vs. BOS	1:05 PM	MASN						
135	8/29	at SF	10:15 PM	MASN2						
136	8/30	at SF	7:15 PM	FOX						
137	8/31	at SF	4:05 PM	MASN2						
AUGUST TOTALS: 0-0 TEAM ERA: --- TEAM AVG: ---										
138	9/1	at SD	6:40 PM	MASN2						
139	9/2	at SD	9:40 PM	MASN2						
140	9/3	at SD	4:10 PM	MASN2						
	9/4	OFF DAY								
141	9/5	vs. LAD	7:05 PM	MASN						
142	9/6	vs. LAD	7:05 PM	MASN						
143	9/7	vs. LAD	1:35 PM	MASN						
	9/8	OFF DAY								
144	9/9	vs. PIT	6:35 PM	MASN						
145	9/10	vs. PIT	6:35 PM	MASN						
146	9/11	vs. PIT	1:05 PM	MASN						
147	9/12	at TOR	7:07 PM	MASN2						
148	9/13	at TOR	3:07 PM	MASN2						
149	9/14	at TOR	1:37 PM	MASN2						
150	9/15	at CWS	7:40 PM	MASN2						
151	9/16	at CWS	7:40 PM	MASN2						
152	9/17	at CWS	2:10 PM	MASN2						
153	9/18	vs. NYY	7:15 PM	FOX						
154	9/19	vs. NYY	7:05 PM	MASN						
155	9/20	vs. NYY	7:05 PM	MASN						
156	9/21	vs. NYY	1:35 PM	MASN						
	9/22	OFF DAY								
157	9/23	vs. TB	6:35 PM	MASN2						
158	9/24	vs. TB	6:35 PM	MASN2   FS1 <sup>+</sup>						
159	9/25	vs. TB	1:05 PM	MASN						
160	9/26	at NYY	7:05 PM	MASN						
161	9/27	at NYY	1:05 PM	MASN						
162	9/28	at NYY	3:05 PM	MASN						
SEPTEMBER TOTALS: 0-0 TEAM ERA: --- TEAM AVG: ---										
*Indicates home sellout										
^Indicates out-of-market broadcast										
Pitchers in CAPS indicates complete game										
All times listed are Eastern										
MASN and MASN2 games can also be streamed locally via <a href="#">MASN+</a>										
All games broadcast on the Orioles Radio Network and 98 Rock 97.9 FM/HD2 & WBAL NewsRadio 1090 AM/101.5 FM										









DELAYS & POSTPONEMENTS			
DATE	OPPONENT (Reason)	TIME (Delay)	RESULT
7/27	vs. COL (inclement weather)	0:28 (pregame)	W, 5-1
7/20	at TB (rain)	2:36 (top 7 <sup>th</sup> )	W, 5-3
7/13	vs. MIA (inclement weather)	1:38 (pregame)	L, 11-1
7/9	vs. NYM (inclement weather)	Postponed	Rescheduled for a DH on 7/10
7/8	vs. NYM (inclement weather)	0:46 (pregame)	L, 7-6
6/19	at TB (inclement weather)	0:10 (pregame)	W, 4-1
6/13	vs. LAA (rain)	2:16 (pregame, bottom 5 <sup>th</sup> )	W, 2-0
5/28	vs. STL (rain)	0:31 (pregame)	L, 6-4
5/24 (G1)	at BOS (rain)	0:26 (pregame)	L, 6-5
5/23 (G2)	at BOS (rain)	Postponed	Rescheduled for a DH on 5/24
5/22	at BOS (rain)	Postponed	Rescheduled for a DH on 5/23
5/16	vs. WSH (inclement weather)	0:12 (pregame)	L, 4-3
5/13	vs. MIN (inclement weather)	Postponed	Rescheduled for a DH on 5/14
5/3	vs. KC (rain)	0:57 (top 2 <sup>nd</sup> )	L, 4-0
4/25	at DET (inclement weather)	Postponed	Rescheduled for a DH on 4/26
4/11	vs. TOR (rain)	Postponed	Rescheduled for a DH on 7/29

TOTAL TIME OF DELAYS: 10:00

COLDEST GAME TIME TEMPERATURE: 45 degrees, April 5 at Kansas City (W, 8-1)

WARMEST GAME TIME TEMPERATURE: 100 degrees, 2x, last: June 24 vs. Texas (L, 6-5 [10])