

# *New York Yankees*



2021

**OFFICIAL SEASON IN REVIEW  
MEDIA GUIDE & RECORD BOOK**

# New York Yankees

## 27 World Series Championships

1923, '27-28, '32, '36-39, '41, '43, '47, '49-53, '56, '58, '61-62, '77-78, '96, '98-2000, '09

## 40 American League Pennants

1921-23, '26-28, '32, '36-39, '41-43, '47, '49-53, '55-58, '60-62, '63-64, '76-78, '81, '96, '98-2001, '03, '09

## 2021 OFFICIAL YEAR IN REVIEW MEDIA GUIDE AND RECORD BOOK

### Official Publication of the New York Yankees

Yankee Stadium • One East 161st Street • Bronx, NY 10451

Media Relations: (718) 579-4460 • E-mail: [media@yankees.com](mailto:media@yankees.com), [credentials@yankees.com](mailto:credentials@yankees.com)

All Yankees press box materials can be found at: [www.yankeespressbox.com](http://www.yankeespressbox.com)

Twitter: @YankeesPR, @LosYankeesPR

### Produced by the Yankees Media Relations Department

Michael Margolis, Kaitlyn Brennan, Marlon Abreu, Jon Butensky, Dan Laverde,  
Jason Zillo, and Germánía Dolores Hernandez-Simonetti.

### Contributors and Special Thanks to: *Elias Sports Bureau*, Baseball Reference, STATS Inc.,

radar360, Eldridg Chavez, Ariele Goldman Hecht, John Labombarda, Lauren Moran,  
Brian Richards, Eric Ryan, Barrie Schneiderman, Jared Schwartz,  
Tiffany Seal and the National Baseball Hall of Fame and Museum.

Photos courtesy of: New York Yankees, Baseball Hall of Fame and Museum,  
Getty Images, *N.Y. Daily News*, Photo File & Library of Congress

## Table of Contents

### Year in Review

|   |       |
|---|-------|
| 2021 Season Summary   | 2-7   |
| Final MLB Standings / Record vs. Opponents                  | 8     |
| Day-by-Day  | 9-11  |
| Postponements and Delayed Games                             | 11    |
| Transactions  | 12-15 |
| Ejections / Replays & Reviews                               | 15    |
| Highs & Lows / MLB Awards                                   | 16    |
| Ind. Player Batting / Team Batting Splits                   | 17-18 |
| Batting with RISP / Pinch-Hitting                           | 19    |
| Home Run Breakdown  | 20    |
| Fielding Statistics   | 21    |
| Individual Pitching / Starters & Relievers Stats            | 22    |
| Team Pitching Splits  | 23-24 |
| Opening Day Lineup & Roster / Injured List                  | 25    |
| Players Used / Starts by Pos. & Bat. Order / By the Numbers | 26    |

### Coaches and Staff

|  |       |
|--|-------|
| Manager Aaron Boone                    | 27-29 |
| Yankees Coaches                        | 30-37 |
| Additional Coaching Staff              | 38    |
| Player Health & Performance Staff      | 39-40 |
| Medical Staff                          | 41    |
| Mental Conditioning Staff              | 42    |
| Support & Clubhouse Staff              | 43    |
| How the Yankees Were Built / Birthdays | 44    |

### Player Bios

|                               |         |
|-------------------------------|---------|
| Full Biographies              | 45-153  |
| Additional Player Biographies | 154-162 |

### Historical Statistics and Postseason Records

|   |         |
|---|---------|
| Year-by-Year Results                          | 163-164 |
| All-Time Managers/General Managers            | 165     |
| All-Time Major Reg. Season Award Winners      | 166-168 |
| Postseason Series-by-Series/Record by Opp.    | 169     |
| Last At-bat and "Walk-off" W/L in Postseason  | 170     |
| Yankees All-Time Single-Game Postseason Highs | 171     |
| Notable Yankees Postseason Home Runs          | 172-173 |
| Notable Opponents Postseason Home Runs        | 174     |
| Postseason Awards Won by Yankees              | 175     |
| Division Series Leaders                       | 176     |
| Championship Series Leaders                   | 177     |
| World Series Leaders                          | 178     |
| Postseason Leaders                            | 179     |
| Postseason Series Recaps                      | 180-202 |

### 2021 Yankees Team Photo

### 2021 Minor League Summary

|   |     |
|---|-----|
| Organizational Summary / Prospect Watch               | 204 |
| First-Year Player Draft Recap                         | 205 |
| Award Winners / All-Stars / Players of the Week/Month | 205 |

### Yankee Stadium Map

### 2022 Regular Season Schedule

2021 SEASON  
SUMMARY

MANAGER, COACHES  
& STAFF BIOS

FULL  
PLAYER BIOS

ADDITIONAL  
PLAYER BIOS

HISTORICAL STATS &  
POSTSEASON RECORDS

POSTSEASON  
SERIES RECAPS

MINORS &  
2022 SCHEDULE



# 2021 Season Summary

**ABOVE BOARD:** The Yankees clinched their 29th consecutive winning season (since 1993)...marks the second-longest such stretch in Major League history behind only the franchise's streak of 39 straight winning seasons from 1926-64...is tied with the Boston Bruins' 29-season winning streak from 1968-96 for the third-longest streak of consecutive winning seasons all-time in the four major sports (MLB/NFL/NBA/NHL), behind only their own 39-season stretch and 32 straight winning seasons by the Montreal Canadiens (1952-83).

**RACE TO THE FINISH:** The Yankees made the postseason for the fifth consecutive season (since 2017)...was their 23rd trip to the postseason in the last 27 years since 1995 (missing only in 2008, '13-14, '16)...**Manager Aaron Boone** was the second manager in Baseball history to reach the postseason in each of his first four managerial seasons, joining Mike Matheny (2012-15 w/ St. Louis, four straight)... is the third manager to make the playoffs in his first four seasons with the Yankees, joining Casey Stengel (first five from 1949-53) and Joe Torre (first 12 from 1996-2007).

- ▶ The Yankees clinched the 57th playoff appearance in franchise history (119 seasons, 47.9%), the most in Major League history (next: Dodgers - 35 including 2021).

**DOWN TO THE WIRE:** The Yankees clinched their postseason birth on the final day of the regular season with Aaron Judge's first career "walk-off" hit... according to *Elias*, this season marked the fifth time in franchise history in which the Yankees entered the final day of the regular season still in contention to clinch a playoff spot: also 1995, 1978, 1949 and 1904.

**A BRONX TALE:** The Yankees went 46-35 at Yankee Stadium, clinching their 30th straight winning season at home (since 1992)... according to *Elias*, is the Yankees' longest current streak and the longest streak by any team since a Major League-record 47-year streak for the Yankees from 1918-64.

- ▶ Went 17-2 in a 19-game span at home from 7/17-9/3.

**ROAD WARRIORS:** The Yankees went 46-35 (.568) on the road this season, the second-best record in the AL and tied for the fifth-best in the Majors...went 20-10 (.667) in their final 30 road games of the season.

**CLOSE CALLS:** The Yankees played 89 games this season determined by 2R-or-fewer, the third-most such games in the Majors this season, trailing only the Mets (92) and Atlanta (90)...marked just the first time in the last 45 seasons the Yankees have had at least 89 games decided by 2R-or-fewer, their most since 1976 (91G)...their 55-34 (.618) record in those games was the second-best in the Majors this season, trailing only San Francisco (51-30, .630)...marked the Yankees best record in those games since 2013 (50-30, .625)...their 55 wins decided by 2R-or-fewer marked their second-most in a season in franchise history, trailing only their 56 wins in 1961.

**SECOND HALF SURGE:** The Yankees posted a 50-29 (.633) record in their final 79 games of the season (7/6-10/3)...was the fourth-best record in the Majors in that span, trailing only the San Francisco Giants (54-24, .692), Los Angeles Dodgers (53-24, .688) and Tampa Bay Rays (51-26, .662).

**EXTRA, EXTRA!** The Yankees went 10-8 in 18 extra-inning games this season...their 18 extra-inning games were their most since 1997 (also 18G)...the last time they played more was 1984 (22G).

- ▶ The Yankees played three extra-inning games through their first nine games of the season for the fifth time in franchise history (also 3G in 1908, '16, '43, '64).

**THE EAST WAS A BEAST:** The AL East is the first division to have four teams with at least 90 wins since the 1978 AL East (four of seven).

**PITCH PERFECT:** Yankees pitchers posted a 3.74 ERA (1,435.1IP, 596ER) this season, the sixth-lowest ERA in the Majors and the third-lowest in the AL...was their third-lowest ERA in the last 36 seasons since 1986, trailing only their 3.72 ERA in 2017 and 3.73 ERA in 2011.

- ▶ Yankees pitchers also ranked fourth in the Majors in strikeouts (1,569K) and K/9.0IP (9.84), fifth in K/BB (3.19) and sixth in opponents' BA (.231) and WHIP (1.21).
- ▶ Their 1,569K were the second-most in franchise history, trailing only their 1,634K in 2018.
- ▶ Posted a 29.0 scoreless inning streak from the sixth inning on 5/18 to the seventh inning on 5/21...was their longest scoreless inning streak since a 31.0 scoreless inning streak from 8/7-9/09 (credit: *Elias*).
- ▶ Yankees pitchers allowed just 1R over a four-game span from 5/19-22, marking the third time in franchise history the Yankees have allowed 1R-or-fewer over a four-game span (also 1R in 4G - 4/3-6/2002 and 0R in 4G - 5/11-16/1932).

**BATTERS' EYES:** Yankees batters led the Majors in walks (621BB) for the second straight season...averaged 4.09 pitches/plate appearance, the most in the Majors (next: Seattle - 4.00).

- ▶ Recorded a season-high 14BB on 7/11 at Houston, their most in a game since 4/26/06 vs. Tampa Bay (also 14BB)...marked just their sixth game with at least 14BB since 1953 (also 14BB on 4/26/06 vs. Tampa Bay, 9/12/04 at Baltimore, 7/20/98 vs. Detroit, 5/14/80 vs. Kansas City and 4/30/68 at Baltimore).

**ROLL CALL:** The Yankees used a franchise-record 59 players this season (P: 30, C: 3, INF: 13, OF: 13)...their previous record was 58 in 2014.

- ▶ The Yankees used 15 different starting pitchers for just the seventh time in franchise history: 18 in 1946, 16 in 1989, 16 in 1915, 15 in 1987, 15 in 1959 and 15 in 1907.

**COMEBACK KIDS:** The Yankees recorded 44 come-from-behind wins this season, the third-most in the Majors, trailing only Boston (47) and Tampa Bay (46).

- ▶ The Yankees swept the Blue Jays from 6/15-17 despite trailing in the seventh inning or later in each of those games: were trailing 5-3 in the seventh on 6/15, 2-1 in the seventh on 6/16 and 4-3 in the seventh on 6/17... according to STATS, was the first time the Yankees had ever swept a road series of at least three games despite trailing in the seventh inning or later in every game... according to *Elias*, that stretch was the first time the Yankees won at least three straight games after trailing in the seventh inning or later in each of them since a four-game stretch from 5/14-17/09 (1G vs. Toronto; 3G vs. Minnesota).

**BRONX BOMBERS:** The Yankees hit 93HR in their final 59 games of the season (since 8/1), the second-most in the Majors in that span, trailing only the Toronto Blue Jays (105HR).

**WALK IT OFF:** The Yankees recorded 11 "walk-off" wins this season, tied for the fourth-most in the Majors behind Colorado (12), Oakland (12) and Philadelphia (12)...marked just the second time in the last 33 seasons (since 1989) the Yankees have recorded at least 10 "walk-off" wins in a season (also 15 in 2009).

- ▶ The Yankees won three straight home games from 5/8-21 in "walk-off" fashion for the first time since they recorded three straight "walk-off" wins from 5/15-17/09 (all against the Twins).



**FOR STARTERS: Yankees starters** posted a 3.91 ERA (829.1IP, 360ER) this season...was their lowest ERA since 2014 (3.77) and their third-lowest in the last 38 seasons since 1984 (also had 3.85 ERA in 1998).

- ▶ Posted a 3.67 ERA (405.0IP, 165ER) in their final 80 starts of the season...allowed 3ER-or-fewer in 66 of their final 80 starts and 2ER-or-fewer in 54 of those starts.
- ▶ Recorded 894K this season, the second-highest strikeout total by a Yankees starting pitching staff in franchise history...trailing only the 2017 Yankees (907K).
- ▶ Recorded a 37.0 scoreless inning streak from 5/19-5/25, the second-longest scoreless streak by Yankees starters in franchise history, trailing only a 40.0 scoreless inning streak from 5/10-16/32.
- ▶ Tossed at least 5.0 shutout innings in five straight starts from 5/19-23 (RHP Corey Kluber's 9.0IP on 5/19, RHP Domingo Germán's 7.0IP on 5/20, LHP Jordan Montgomery's 7.0IP on 5/21, RHP Gerrit Cole's 7.0IP on 5/22 and RHP Jameson Taillon's 5.0IP on 5/23)...was the first time in franchise history that Yankees starters have tossed at least 5.0 shutout innings in at least five consecutive starts...were the first Major League team to accomplish the feat since the Washington Nationals did so in five straight starts from 6/20-25/15.

**PEN PALS: Yankees relievers** posted a 3.50 ERA (606.0IP, 236ER) in 2021, the fourth-lowest bullpen ERA in the Majors and second-lowest in the AL...trailing only the San Francisco Giants (2.97), Los Angeles Dodgers (3.12) and Tampa Bay Rays (3.23).

- ▶ Yankees relievers ranked fourth in K/BB (2.99, second in AL), fifth in K/9.0IP (10.02, second in AL) and opponents' BA (.225, second in AL), tied for fifth in strikeouts (675, tied for second in AL) and sixth in BB/9.0IP (3.36, fourth in AL)

**STRIKEOUT MACHINE: Yankees pitchers** recorded 15 double-digit strikeout performances (Gerrit Cole-9, Jordan Montgomery-2, Nestor Cortes-1, Domingo Germán-1, Corey Kluber-1, Jameson Taillon-1)...those 15 such outings were the most in Yankees history (previous: 14 in 1963 and 1998)...six different Yankees pitchers recorded at least 10K in a game this season, marking the first time in franchise history six different pitchers have recorded at least 10K in a game in a single season.

- ▶ **LHP Jordan Montgomery** (11K) and **LHP Nestor Cortes** (12K) recorded double-digit strikeout games in back-to-back games from 9/15-16...it marked just the third time in the last 21 seasons that Yankees starters recorded back-to-back double digit strikeout games (AJ Burnett's 12K and CC Sabathia's 10K from 8/27-28/09; CC Sabathia's 10K and Andy Pettitte's 10K from 8/13-14/09)...*Elias* confirmed that Montgomery and Cortes were the first pair of Yankees starters to record at least 11K in back-to-back games.

**DOING MORE WITH LESS:** The Yankees won eight games this season with 4H-or-fewer, their most such wins in franchise history...won 21 games when scoring 3R-or-fewer, matching their most such wins in the last 43 seasons since 1979 (also 21 in 2008 and 2014).

**BLANK SPACE: Yankees pitchers** recorded 13 shutouts this season, matching the second-most in the AL this season, trailing only Toronto (15)...were their most in a season since 2005 (14)...marked only the fourth time in the last 40 seasons (since 1982) that the Yankees have recorded at least 13 shutouts in a season (14 in 2005, 16 in 1998 and 13 in 1993).

- ▶ Tossed back-to-back shutouts twice this season (also 5/19-20 at Texas and 7/9-10 at Houston)...prior to this season, had accomplished the feat just once in their previous six seasons from 2015-2020 (2G from 5/1-2/18 at Houston).

**NEW YORK GIANTS: OFs Aaron Judge and Giancarlo Stanton** both homered in the same game 10 times in 2021, with the Yankees going 9-1 in those games.

**SWINGING FOR THE FENCES: Yankees batters** homered in a season-high 19 straight games from 9/8-28...was the third-longest home run streak in franchise history, trailing only their Major League record 31-game streak (5/26-6/30/19) and a 25-game streak (6/1-G2-29-G2/41)...hit multiple HR in 11 of those 19 games, hitting 41HR in that span...during that streak, 68 of their 99R scored via the HR.

- ▶ Their 19-game HR streak was the second-longest such streak by any Major League team over the last two seasons, trailing only Cleveland's 20-game streak from 8/15-9/6/21.

**WINNING WAYS:** The Yankees won a season-high 13 straight games from 8/14-27, their longest winning streak since a 13-game winning streak from 9/1-12/61...marked just the ninth time in franchise history the Yankees won 13 consecutive games...their 13-game winning streak matches the second-longest by any Major League team over the last four seasons, trailing only St. Louis' 17-game streak from 9/11-29/21 (Oakland also had a 13-game streak from 4/9-24/21).

- ▶ **Yankees pitchers** posted a 2.61 ERA (114.0IP, 33ER) over their winning streak...held opponents to 3R-or-fewer in nine of those 13 games.
- ▶ **Yankees batters** scored at least 5R in 11 of those 13 games.
- ▶ Entered their game on 8/23 at Atlanta with a nine-game winning streak...faced the Braves who also entered the game with a nine-game winning streak...according to *Elias*, it was the third game in Major League history in which both teams entered with at least nine-game winning streaks and the first since 9/7/1901 between the Pirates (10 straight wins) and the Phillies (nine straight wins).

**FOUR LEAF CLOSERS:** The Yankees had seven different pitchers record a save this season...marks just the sixth time in franchise history that the Yankees have had at least seven pitchers record a save in a single season: 2016 Yankees (9), 2019 Yankees (8), 2018 Yankees (8), 1980 Yankees (8) and 1979 Yankees (8).

- ▶ **Yankees pitchers** recorded a save in seven straight games from 8/14-19, their longest such streak in franchise history (since saves became an official statistic in 1969) and tied for the longest such streak in Major League history...were the fifth team (sixth time) to accomplish the feat, joining the 2016 Marlins (7SV from 4/24-30/16), 2006 Tigers (7SV from 5/10-18/06), 2003 Dodgers (twice: 7SV from 5/16-23/03 and 6/10-17/03) and 1989 White Sox (7SV from 7/14-22/89).
- ▶ The Yankees had seven different Yankees pitchers earn a save in August (Aroldis Chapman-3, Chad Green-3, Wandy Peralta-3, Jonathan Loáisiga-2, Albert Abreu-1, Zack Britton-1, Lucas Luetge-1)...according to *Elias*, it marks just the fifth time since saves became an official statistic in 1969 that a team had at least seven different pitchers record a save in a month...the Yankees join the 1973 Braves (seven in June), 1979 Dodgers (seven in September), 2019 Rays (seven in July) and 2020 Rays (nine in August).
- ▶ The Yankees won four straight games from 8/14 through Game 1 on 8/17 with four different pitchers recording a save (RHP Albert Abreu on 8/14 at Chicago-AL, LHP Wandy Peralta on 8/15 at Chicago-AL, RHP Chad Green on 8/16 vs. Los Angeles-AL and RHP Jonathan Loáisiga in Game 1 of 8/17 doubleheader vs. Boston)...*Elias* confirmed that since saves became an official statistic in 1969, it marked the second time in franchise history that the Yankees won four consecutive games, each with a different pitcher earning a save (Zack Britton, Luis Cessa, Dellin Betances and David Robertson earned saves in four consecutive games from 8/24-26/18).
- ▶ With LHP Zack Britton's save on 8/11 at Kansas City, the Yankees had a different pitcher earn a save in five straight wins for the second time in franchise history (Tommy Kahnle, Zack Britton, Luis Cessa, Dellin Betances and David Robertson earned saves in five consecutive wins from 8/21-26/18) – credit: *Elias*.



**FAST AND FURIOUS:** Yankees baserunners recorded 435B after the All-Star break, tied for the sixth-most in the Majors... trailed only Cleveland (665B), Kansas City (665B), Oakland (515B), Texas (515B) and Los Angeles-AL (485B)...recorded 435B in their final 71 games of the season (7/18-10/3) after recording 205B in their first 91G of the season (4/1-7/17).

- ▶ **INF/OF Tyler Wade** recorded a career-high 175B, the most by a Yankee since 2017 when Brett Gardner recorded 235B and Jacoby Ellsbury recorded 225B... scored a Major League-leading 12R as a pinch runner this season, the most by a Yankee since 1974 (next: Homer Bush-8R in 1998 and Gerald Williams-8R in 1994).

**TRIPLE THREAT:** The Yankees turned a franchise-record three triple plays this season: 6/20 vs. Oakland in a 2-1 win, 9th inn., Chapman pitching, Sean Murphy batting, 5-4-3, Urshela to LeMahieu to Gittens; 6/17 at Toronto in Buffalo in an 8-4 win, 1st inn., King pitching, Vladimir Guerrero Jr. batting, 1-3-6-2-5-6, King to LeMahieu to Torres to Sánchez to Urshela to Torres; 5/21 vs. Chicago-AL in a 2-1 "walk-off" win, 9th inn., Chapman pitching, Andrew Vaughn batting, 5-4-3, Urshela to Odor to Voit...their triple play on 6/17 at Toronto was the first 1-3-6-2-5-6 triple play in Major League history.

- ▶ According to *Elias*, the Yankees are just the eighth team in the Modern Era to turn three triple plays in a single season, joining the 2016 Chicago White Sox (three), 1979 Boston Red Sox (three), 1979 Oakland Athletics (three), 1965 Chicago Cubs (three), 1964 Philadelphia Phillies (three), 1924 Boston Red Sox (three) and 1911 Detroit Tigers (three).
- ▶ The Yankees recorded three triple plays this season after recording just three over their previous 52 seasons from 1969-2020 (4/17/14 at Tampa Bay; 4/12/13 vs. Baltimore; and 4/22/10 at Oakland).
- ▶ Prior to this season, the Yankees had never turned more than one in a single season (credit: *Elias*).
- ▶ The Yankees now have 27 triple plays in franchise history.
- ▶ According to the YES Network, with their ninth-inning triple play on 6/20, the Yankees were the first team to turn a triple play to end a game since Philadelphia did so on 8/23/2009 at New York-NL.
- ▶ LHP Aroldis Chapman was the pitcher on the mound for two of those triple plays, becoming just the fourth pitcher since 2006 to be on the mound for multiple triple plays in a single season, joining Minnesota's Martín Pérez (two, 2019), Milwaukee's Zach Davies (two, 2016) and Chicago-AL's Mark Buehrle (two, 2006).

**IMMACULATE STUFF:** The Yankees had two pitchers throw immaculate innings this season: **RHP Michael King**, who threw an immaculate inning in the fourth inning on 6/4 vs. Boston and **RHP Chad Green**, who tossed an immaculate inning in the seventh inning in Game 2 on 7/4 vs. the Mets...according to *Elias*, the Yankees were just the second team (third time) in the last 20 seasons to have two immaculate innings in a single season, joining the 2019 Boston Red Sox (Chris Sale on 5/8/19 and 6/5/19) and the 2017 Boston Red Sox (Craig Kimbrel on 5/11/17 and Rick Porcello on 8/9/17).

- ▶ According to *Elias*, the Yankees have had six immaculate innings since 2000...King and Green are joined by Dellin Betances (8/2/17 vs. Detroit), Brandon McCarthy (9/17/14 at Tampa Bay), Iván Nova (5/29/13 vs. the Mets) and A.J. Burnett (6/20/09 at Florida)...Baseball Almanac notes that Ron Guidry (8/7/84-G2 vs. Chicago-AL) and Al Downing (8/11/67-G1 at Cleveland) have also thrown immaculate innings.
- ▶ According to STATS, Green was the first pitcher in the Modern Era to toss at least 3.0 perfect innings, notch at least 6K and have an immaculate inning all in the same game.

**CALENDAR DAYS:** The Yankees went 21-8 during the month of August...marked just the fifth time in the last 37 seasons (since 1985) they have recorded at least 21 wins in a single calendar month...also went 21-9 in August 2019, 21-7 in August 2009, 22-10 in August 1998 and 21-6 in September 1995.

**WE WERE ON A BREAK:** The Yankees posted a .500-or-better record before the All-Star break for the 25th consecutive season with an All-Star break (1996-2019, '21)...marks the second-longest streak in Major League history behind the Yankees' 32 straight seasons from 1933-64.

- ▶ Went 46-27 after the All-Star break...have posted a winning record after the All-Star break in each of the last 28 seasons with an All-Star break (1993-2019, '21), the second-longest such streak in Major League history, behind their own 32-year streak from 1933-64.

**SWEEPING SENSATION:** The Yankees swept four straight series from 8/16-24: 1G vs. Los Angeles-AL, 3G vs. Boston, 3G vs. Minnesota and 2G at Atlanta...marked the first time they swept four straight series\since they swept five straight series from 9/16-10/2/60 (credit: *Elias*).

**WELCOME TO THE SHOW:** The Yankees had six players make their Major League debuts this season: OF **Trey Amburgey**, RHP **Luis Gil**, INF **Chris Gittens**, RHP **Brody Koerner**, INF **Hoy Park** and RHP **Stephen Ridings**.

- ▶ **INF Chris Gittens** was the first Yankee to make his Major League debut this season, making his big league debut on 6/5 vs. Boston...the Yankees were the second-to-last team to have a player make his Major League debut this season (Atlanta was the last)...the Yankees' season-opening 58-game stretch without having a player make his Major League debut was the longest since 2002 when Marcus Thames was the first Yankee to make his big league debut in the Yankees' 64th game of the season (6/10/02 vs. Arizona).
- ▶ **OF Trey Amburgey** and **INF Hoy Park** made their Major League debuts on 7/16 vs. Boston and **RHP Luis Gil**, **RHP Stephen Ridings** and **RHP Brody Koerner** all made their debuts on 8/3 vs. Baltimore...prior to this season, the Yankees hadn't had multiple players make their Major League debut in the same game since 8/13/16 vs. Tampa Bay when Aaron Judge and Tyler Austin made their Major League debuts.
- ▶ With Gil, Ridings and Koerner all making their Major League debuts on the same day, it marked the first time the Yankees had at least three players make their Major League debut in the same game since 9/18/08 vs. Chicago-AL (Francisco Cervelli, Juan Miranda, Humberto Sanchez)...it marked just the second time in Yankees history that the Yankees had three pitchers make their big league debut in the same game (also 9/26/50 vs. Washington-AL - Lew Burdette, Dave Madison, Ernie Nevel). - credit: *Elias*.
- ▶ **RHP Luis Gil** recorded a career-opening 18.2 scoreless inning streak from 8/3-9/8...according to *Elias*, was the longest career-opening scoreless streak by a Yankee in franchise history, surpassing Slow Joe Doyle's career-opening 18.0-inning streak from 8/25(G1)-30(G1)/1906...according to *Elias*, Gil's career-opening 18.2 scoreless inning streak was the longest career-opening scoreless streak by a Major League pitcher since Carson Smith's 19.1 scoreless inning streak from 9/1/14-5/3/15...according to *Elias*, he was the first Major League pitcher since 1893, which was the first season the mound-to-plate distance was 60 feet 6 inches, to toss at least 4.2 scoreless innings in each of his first three career appearances...*Elias* also confirmed that he was the second pitcher in Major League history to toss 4.2 scoreless innings in each of his first three career starts, joining Philadelphia Phillies' George McQuillan, who did so in his first three career starts in 1907 (made his first career appearance as a reliever)...according to the YES Network, he was the only Major League pitcher since 1901 to not allow a run and record at least 15K through his first three Major League games.

**NATIONAL ENQUIRERS:** The Yankees went 12-8 (600) against the National League, facing the NL East clubs... have posted a winning record in 20-of-25 Interleague season series since the advent of Interleague play in 1997 (20-3-2)...went 6-4 at home and 6-4 on the road.



**MILESTONE MAN: Manager Aaron Boone** earned his 300th managerial win on 8/14 at Chicago-AL, becoming just the 10th Manager in Yankees history to accomplish the feat...joined Joe McCarthy (1,460-867), Joe Torre (1,173-767), Casey Stengel (1,149-696), Miller Huggins (1,067-719), Ralph Houk (944-806), Joe Girardi (910-710), Billy Martin (556-385), Clark Griffith (419-370) and Buck Showalter (313-268)...accomplished the feat in his 500th game (and decision) as Yankees Manager...was the fifth-fastest Yankees Manager to reach 300 wins in terms of decisions (excludes ties), trailing Ralph Houk (468th decision), Joe McCarthy (469th decision), Casey Stengel (478th decision) and Joe Torre (484th decision).

- ▶ Recorded his 314th managerial win on 9/3 vs. Baltimore, surpassing Buck Showalter (313) for sole possession of ninth place on the Yankees' all-time managerial wins list.

**COREYBOOK ENDING: RHP Corey Kluber** tossed his first career no-hitter, the 12th no-hitter in franchise history and the 11th during the regular season on 5/19 at Texas... was the 10th Yankees pitcher to accomplish the feat in the regular season, joining David Cone (Perfect Game on 7/18/99 vs. Montreal), David Wells (Perfect Game on 5/17/98 vs. Minnesota), Dwight Gooden (5/14/96 vs. Seattle), Jim Abbott (9/4/93 vs. Cleveland), Dave Righetti (7/4/83 vs. Boston), Allie Reynolds (7/12/51 at Cleveland and 9/28/51 vs. Boston-G1), Monte Pearson (8/27/38 vs. Cleveland-G2), "Sad" Sam Jones (9/4/23 at Philadelphia-AL) and George Mogridge (4/24/1917 at Boston)... additionally, Don Larsen threw a perfect game in Game 5 of the 1956 World Series vs. Brooklyn.

- ▶ Allowed only one baserunner, a one-out, four-pitch walk to Charlie Culberson in the third inning...his one baserunner allowed marked the fewest by a Yankee in a no-hitter that wasn't a perfect game...the previous record was two baserunners held by Monte Pearson (2BB) and "Sad" Sam Jones (1BB, 1ROE).

- ▶ Kluber's no-hitter came a day after the Tigers' Spencer Turnbull threw one...according to ESPN Stats & Info, marks the eighth time in Major League history that no-hitters were thrown one-or-fewer days apart and the first since 6/29/90 when Oakland's Dave Stewart and Los Angeles-NL's Fernando Valenzuela threw them on the same day.

- ▶ At 35 years, 39 days, was the 13th pitcher (17th time) to throw a no-hitter at age 35-or-older and the first since Justin Verlander (36 years, 193 days on 9/1/19 at Toronto)...according to STATS, was the first pitcher to toss his first career no-hitter at age 35-or-older since the Yankees' David Cone on 7/18/99 (36 years, 197 days)... joins Cone as the only two Yankees to accomplish the feat at age 35-or-older.

- ▶ Was the fourth Yankee no-hitter to occur on the road and first since Allie Reynolds on 7/12/51 at Cleveland.

- ▶ Was just the third Yankees no-hitter thrown in a night game, joining Allie Reynolds' on 7/12/51 and Dwight Gooden's on 5/14/1996.

- ▶ His 9K were tied for the third-most by a Yankee in a no-hitter, trailing only David Wells (11K, Perfect Game on 5/17/98) and David Cone (10K, Perfect Game on 7/18/99).

- ▶ Became the third pitcher in Major League history to deliver a no-hitter against a team he had pitched for in the same or previous season, joining Terry Mulholland (8/15/90 vs. San Francisco) and Ray Caldwell (9/10/1919-Game 1 at the Yankees) - credit: Major League Baseball.

**MISSING IN ACTION:** The Yankees placed 35 different players on the injured list for a total of 49 I.L. stints... accounted for a total of 1,556 player-games missed...10 players made multiple I.L. trips: Voit (4), Britton (3), Andujar (2), Urshela (3), Loaisiga (2), O'Day (2), Odor (2), Peralta (2), Torres (2) and Wilson (2)...utilized the 60-day I.L. 12 times and the COVID-19 injured list 15 times.

**COLE TRAIN:** In his second year with the Yankees, **RHP Gerrit Cole** went 16-8 with two complete games and a 3.23 ERA (181.1IP, 151H, 69R/65ER, 41BB, 243K, 24HR) in 30 starts...opponents hit .223 (151-for-677, 24HR); LH .216 (63-for-292, 13HR); RH .229 (88-for-385, 11HR)... Ranked third in the Majors in strikeouts (243, second in AL), K/9.0IP (12.06, second in AL) and K/BB (5.93, first in AL), tied for third in wins (16, first in AL) and sixth in WAR among pitchers (5.3 - FanGraphs, second in AL)...ranked second in the AL in WHIP (1.06), third in ERA (3.23) and fifth in BB/9.0IP (2.03).

- ▶ His 243K were the second-most by a Yankee in a single season in club history, trailing only Ron Guidry's 248K in 35GS in 1978.

- ▶ His nine double-digit strikeout games were tied for the most by a Yankee in a single season in franchise history, joining David Cone (nine in 1998)...were the second-most in the Majors this season, trailing only Toronto's Robbie Ray (10).

- ▶ His five games with at least 12K this season were the most in franchise history, surpassing Al Downing's four games in 1963.

- ▶ His six starts this season with at least 10K and 0BB were the most by any Yankee in a single season (previous: Mike Mussina - four in 2001)...were tied for the second-most by a pitcher in a single season in Major League history, trailing his own record of seven such games in 2019.

- ▶ His four games with 12K and 0BB were the most by a Yankee in a single season in franchise history, surpassing Masahiro Tanaka (three in 2017) and Mike Mussina (three in 2001)...were tied for the most by a pitcher in a season in Major League history (Cole also recorded 4G in 2019, Chris Sale had 4G in 2019 and Roger Clemens had 4G in 1997).

- ▶ Did not allow a run or walk and notched at least 12K in three starts this season, tying the Major League single-season record...joined Pedro Martinez (three in 2000) and Sandy Koufax (three in 1965) as the only three pitchers to record three such games in a season (credit: Elias).

- ▶ His seven games with at least 10K and 1R-or-fewer this season were the most in franchise history (previous: Mike Mussina-5 in 2001, David Cone-5 in 1998 and Ron Guidry-5 in 1978).

- ▶ Recorded at least 7K in 15 consecutive regular season starts from 8/8-G1/20-4/30/21, tied with Pedro Martinez (15GS, 8/19/99-5/12/00) and Nolan Ryan (15GS, 6/25-9/12/89) for the second-longest stretch by a starter in American League history, trailing only Shane Bieber (23GS from 9/20/19-5/16/21).

- ▶ Allowed 2ER-or-fewer in 12 straight regular season starts from 9/5/20-5/12/21...was tied for the longest stretch by a Yankees starting pitcher in franchise history (since ER became an official stat in 1913), joining Whitey Ford's 12-start streak from 8/10-9/28/63 and Chad Green's 12-game stretch as an opener from 6/11/17-8/12/19.

**ALL THEY DO IS WIN: RHP Chad Green** recorded a career-high 10 wins, matching the most wins by a Yankees reliever in the last 31 seasons since 1991 (Alfredo Aceves went 10-1 in 2009)...with **RHP Jonathan Loaisiga's** nine wins this year, it marked the second time in Yankees history two relievers recorded at least nine wins in a single season...Goose Gossage (10-11) and Sparky Lyle (9-3) also accomplished the feat in 1978.

**SERIES-LY SPEAKING:** The Yankees won 10 straight series from 7/27-8/24...was their longest series winning streak since they won 10 consecutive series from 6/22-7/22-G2/54.

- ▶ The Yankees went undefeated in 11 straight series from 7/27-8/29...was their longest undefeated series streak since a 12-series streak from 6/11-G1-7/24/19 (8-0-4).



**STARRY NIGHT:** The Yankees had three All-Stars represent the organization in Denver: **OF Aaron Judge**, **RHP Gerrit Cole** and **LHP Aroldis Chapman**...marked the seventh straight with an All-Star Game (since 2014) the Yankees have had at least three players selected to the AL squad.

- ▶ **OF Aaron Judge** was named to his third career All-Star team (also 2017-18)...is one of five position players drafted by the Yankees to make the All-Star team multiple times as a Yankee (also Thurman Munson, Don Mattingly, Derek Jeter and Jorge Posada)...also marked his third fan election...is the fifth Yankees outfielder to win at least three fan elections, joining Hall of Famers Dave Winfield (7), Rickey Henderson (4) and Reggie Jackson (4), as well as Bobby Murcer (3)...started the game in RF and batted cleanup...was the 16th Yankee in franchise history to bat cleanup in the starting lineup of an All-Star Game (33rd time)...was the first since Mark Teixeira in the 2009 Midsummer Classic.
- ▶ **RHP Gerrit Cole** was named via the player ballot to his fourth career All-Star team (also 2018-19 with Houston, 2015 with Pittsburgh).
- ▶ **LHP Aroldis Chapman** was named to his seventh career All-Star team (also 2012-15 with Cincinnati and '18-19 with the Yankees) via the player ballot.

**WHAT A CATCH:** With **C Kyle Higashioka's** 10HR and **C Gary Sánchez's** 23HR this season, it marked the eighth time in franchise history the club has had two catchers (min. 50% G at C) record double-digit home runs in a season...also accomplished the feat in 2018 (Austin Romine/Sánchez), 2016 (Brian McCann/Sánchez), 1994 (Jim Leyritz/Mike Stanley), 1993 (Matt Nokes/Stanley), 1962 (Yogi Berra/Elston Howard), 1961 (Johnny Blanchard/Howard) and 1958 (Berra/Howard).

- ▶ Yankees catchers combined to hit 32HR at the position, the third-most in the Majors, trailing only Tampa Bay (39HR) and Kansas City (34HR).

**SEPTEMBER TO REMEMBER:** **OF Aaron Judge** and **DH/OF Giancarlo Stanton** both hit 10HR in September, the most by a Yankee in a single calendar month since Luke Voit hit 11HR in August 2020...it marked the ninth time in franchise history the Yankees have had two players hit double-digit home runs in a single calendar month: Curtis Granderson (10HR) and Mark Teixeira (10HR) in May 2011, Joe Pepitone (10HR) and Mickey Mantle (10HR) in July 1966, Roger Maris (13HR) and Mickey Mantle (14HR) in July 1961, Roger Maris (15HR) and Mickey Mantle (11HR) in June 1961, Roger Maris (14HR) and Mickey Mantle (12HR) in June 1960, Hank Bauer (10HR) and Mickey Mantle (16HR) in May 1956, Lou Gehrig (11HR) and Babe Ruth (10HR) in July 1931 and Lou Gehrig (10HR) and Babe Ruth (15HR) in June 1930.

**NEXT MAN UP:** **LHP Lucas Luetge** and **LHP Wandy Peralta** both made their first career starts...Peralta made his first start on 8/6 vs. Seattle after making his first 242 career appearances as a reliever...according to *Elias*, he was just the second Yankee in franchise history to start a game after making his first 242 appearances out of the bullpen, joining Mike Stanton who made his first career start on 5/9/99 vs. Seattle after making his first 552 career appearances as a reliever...Luetge made his first career start on 8/11 at Kansas City after making his first 152 career appearances as a reliever...according to *Elias*, he was just the sixth Yankee in franchise history to start a game after making his first 152 appearances out of the bullpen, joining Mike Stanton (first 552G before his first start on 5/9/99 vs. Seattle), Wandy Peralta (first 242G before his first start on 8/6/21 vs. Seattle), Pat Clements (first 193G before his first start on 10/2/88 at Detroit), Mike Armstrong (first 181G before his first start on 9/1/86 at Oakland) and Brian Bruney (first 157G before his first start on 4/9/08 at Kansas City).

**TROPHY CASE:** The Yankees had two pitchers take home "Pitcher of the Month": **RHP Gerrit Cole** in April and **RHP Jameson Taillon** in July...prior to this season, the Yankees had not had a pitcher win the award since Masahiro Tanaka in May 2014...it marked the first time the Yankees have had two pitchers win the award in a single season since 1999 (RHP Hideki Irabu in July and RHP Mariano Rivera in August).

**STRIKE 'EM OUT:** **Yankees pitchers** recorded 18K on 4/30 vs. Detroit, tying their franchise record for most strikeouts in a nine-inning game (also 18K on 9/29/17 vs. Toronto, 5/10/15 vs. Baltimore, 7/26/11 vs. Seattle and 6/17/78 vs. California which were all by Ron Guidry, the single-pitcher franchise mark).

**TEAM EFFORT:** The Yankees used a season-high nine pitchers on 8/6 vs. Seattle, their most in a game since 9/27/19 at Texas (also nine pitchers)...marked just the seventh time in franchise history the Yankees used nine pitchers in a single game...marked their most pitchers used in a non-September contest.

- ▶ According to STATS, it was the Yankees' first game in franchise history in which no pitcher threw 2.0 innings...the Yankees were also the first team in the Modern Era (since 1900) to win an extra-inning game without any pitcher throwing 2.0 innings.

**LONG SHOT:** **Yankees batters** hit a season-high-tying 5HR on 9/30 at Toronto despite collecting just 6H...were just the seventh Major League team since 1901 to collect 6H-or-fewer and hit as many home runs...were the first team to do since Pittsburgh on 4/9/14 at Chicago-NL (6H, 5HR)...marked their second such game in franchise history (all five of their hits on 7/15/04 at Detroit went for home runs).

**LET'S PLAY TWO:** The Yankees played three doubleheaders, sweeping their doubleheader vs. Boston on 8/17 and splitting their doubleheaders on 5/27 vs. Toronto and 7/4 vs. the Mets...marked their fewest doubleheaders in a season since 2017 (also three).

**THE COLE NINE YARDS:** **RHP Gerrit Cole** tossed his third career complete-game shutout in the 1-0 win at Houston on 7/10 (also a CGSHO in Game 1 on 9/11/20 vs. Baltimore-7.0IP; CGSHO on 5/4/18 at Arizona-9.0IP)...struck out 12 batters, becoming the first Yankees pitcher to toss a complete-game shutout and notch at least 12K since Mike Mussina on 9/24/02 vs. Tampa Bay (12K).

- ▶ Was just the fifth Yankees pitcher in the last 39 seasons (since 1983) to toss a complete-game shutout in a 1-0 win, joining CC Sabathia (7/10/11 vs. Tampa Bay), Ted Lilly (6/22/02 at San Diego), Mike Mussina (9/2/01 at Boston) and Shawn Hillegas (7/20/92 at Oakland).
- ▶ Tossed a career-high 129 pitches, the most by a Yankee since Randy Johnson threw 129 pitches on 7/19/06 vs. Seattle...marked the most by any Major League pitcher since Oakland's Mike Fiers on 5/7/19 vs. Cincinnati.

**PUTTING THE 'NEW' IN 'NEW YORK':** Of the 25\* players on the Yankees' 2021 Opening Day active roster, nine were not on the club's 2020 Opening Day active roster — P (8): RHP Luis Cessa, RHP Domingo Germán, RHP Corey Kluber, LHP Lucas Luetge, LHP Jordan Montgomerie, RHP Nick Nelson, RHP Darren O'Day, RHP Jameson Taillon; C (0): N/A; INF (0): N/A; OF (1): Jay Bruce.

- ▶ The Yankees' active Opening Day roster included players from Colombia, the Dominican Republic, México, Nicaragua, the United States and Venezuela...\*LHP Aroldis Chapman, a Cuba native, served a two-game suspension and was not replaced on the roster.



**VETERAN PRESENCE:** The Yankees' 25-man\* Opening Day active roster featured four players who entered 2021 with at least 10 years of Major League service time: **OF Jay Bruce** (12 years, 125 days), **RHP Darren O'Day** (12 years, 103 days), **OF Brett Gardner** (12 years, 72 days) and **DH/OF Giancarlo Stanton** (10 years, 118 days)...**LHP Aroldis Chapman** served a two-game suspension, but entered the season with 10 years, 9 days of service.

**YOU BE THE JUDGE:** To start the season, frontline healthcare and public safety heroes populated the Judge's Chamber...to celebrate the incredible work being done by the vaccination staff at Yankee Stadium, representatives of the various organizations collaborating on the effort were seated in the Judge's Chamber on Opening Day.

**ALL EYES ON YES:** The YES Network's primetime Yankees games this season averaged 306,000 total viewers, outperforming the primetime schedules of all broadcast and cable networks in the New York DMA during the 2021 season...overall viewership of YES' Yankees games this season was up by seven percent compared to 2019 (290,000 vs. 271,000).

**BIGGER THAN BASEBALL:** **C Kyle Higashioka** was named the Yankees' nominee for the 2021 Roberto Clemente Award, his first career nomination...the Roberto Clemente Award is the annual recognition of a Major League player who best represents the game of baseball through extraordinary character, community involvement, philanthropy and positive contributions, both on and off the field...an avid supporter of the MLB Urban Youth Academy in Compton, California — which he is a proud alumni of — Higashioka has dedicated a good deal of his free time ensuring that future Major Leaguers in inner-city neighborhoods have an equal opportunity to thrive as those that grew up in less urban environments... in addition to his work with inner-city youth, he is also a devoted supporter of the Special Operations Warrior Foundation (SOWF), a nonprofit organization dedicated to empowering the families of fallen and severely wounded special operations warriors and children of all medal of honor recipients.

**HEART AND HUSTLE:** The MLB Players Alumni Association named **OF Aaron Judge** as the Yankees' 2021 Heart and Hustle Award winner...the award honors active players who demonstrate a passion for the game of baseball and best embody the values, spirit and traditions of the game. The overall winner will be announced mid-November on MLB Network.

**STEPPING UP:** In early February, Yankee Stadium opened its doors to serve as a COVID-19 vaccination site...as of October 27, 2021, almost 100,000 vaccine doses have been administered at the Stadium.

**ROAD 2 COOPERSTOWN:** On 9/8, Derek Jeter was inducted into the Baseball Hall of Fame...in 20 seasons as the Yankees' shortstop (1995-2014), he collected a franchise-record 3,465 hits, good for sixth place on Baseball's all-time list...the five-time World Champion garnered 14 All-Star nominations, five Gold Gloves and five Silver Slugger awards...Jeter, who played more seasons (20) and games (2,747) than any other Yankee, was the longest-tenured Captain in team history, holding the role from June 3, 2003 through the end of his career in 2014...he compiled a .593 regular season winning percentage and retired as Baseball's all-time postseason leader in games (158), hits (200), runs (111) and doubles (32)...his 2,674 games played at shortstop are the second-most in Major League history at the position...Jeter joins Phil Rizzuto as the only Yankees shortstops ever elected into the Hall of Fame.

**WELCOME BACK, FANS!:** The Yankees' season opener on 4/1 vs. Toronto marked the first time the Yankees played in front of their fans at home since 2019 ALCS Game 5 vs. Houston (10/18/19) and the first large-scale Yankee Stadium event that hosted fans since the 2019 Pinstripe Bowl on 12/27/19.

**DOWN ON THE FARM:** The Yankees' seven minor league affiliates combined to go 388-264 (.595), the second-highest winning percentage by any organization...trailed only the Tampa Bay Rays (411-249, .623).

**GRAPEFRUIT JUICE:** The Yankees went 14-12-2 in spring training games, finishing with a winning spring record for the fifth straight season...**Yankees pitchers** led the Grapefruit League and were tied for third in the majors with 279 strikeouts, ranked fourth in the majors with a 3.90 ERA and were tied for fourth in the Grapefruit League with 14 wins.

► **RHP Deivi García** was named the 2021 James P. Dawson Award winner, presented annually to the top rookie in spring training as voted on by Yankees beat writers.

# 2021 Major League Standings

## AMERICAN LEAGUE

| East                | W   | L   | Pct  | GB   | Home  | Road  | East  | Cent  | West  | NL    | RS  | RA  | Diff |
|---------------------|-----|-----|------|------|-------|-------|-------|-------|-------|-------|-----|-----|------|
| x-Tampa Bay Rays    | 100 | 62  | .617 | -    | 52-29 | 48-33 | 51-25 | 19-13 | 15-19 | 15-5  | 857 | 651 | +206 |
| y-Boston Red Sox    | 92  | 70  | .568 | 8.0  | 49-32 | 43-38 | 41-35 | 20-13 | 15-18 | 16-4  | 829 | 749 | +80  |
| y-New York Yankees  | 92  | 70  | .568 | 8.0  | 46-35 | 46-35 | 36-40 | 22-10 | 22-12 | 12-8  | 711 | 669 | +42  |
| Toronto Blue Jays   | 91  | 71  | .562 | 9.0  | 47-33 | 44-38 | 42-34 | 19-15 | 16-16 | 14-6  | 846 | 663 | +183 |
| Baltimore Orioles   | 52  | 110 | .321 | 48.0 | 27-54 | 25-56 | 20-56 | 10-24 | 15-17 | 7-13  | 659 | 956 | -297 |
| Central             | W   | L   | Pct  | GB   | Home  | Road  | East  | Cent  | West  | NL    | RS  | RA  | Diff |
| x-Chicago White Sox | 93  | 69  | .574 | -    | 53-28 | 40-41 | 19-14 | 44-32 | 16-17 | 14-6  | 796 | 636 | +160 |
| Cleveland Indians   | 80  | 82  | .494 | 13.0 | 40-41 | 40-41 | 13-21 | 43-33 | 15-17 | 9-11  | 717 | 727 | -10  |
| Detroit Tigers      | 77  | 85  | .475 | 16.0 | 42-39 | 35-46 | 18-14 | 30-46 | 18-16 | 11-9  | 697 | 756 | -59  |
| Kansas City Royals  | 74  | 88  | .457 | 19.0 | 39-42 | 35-46 | 12-21 | 36-40 | 14-19 | 12-8  | 686 | 788 | -102 |
| Minnesota Twins     | 73  | 89  | .451 | 20.0 | 38-43 | 35-46 | 13-20 | 37-39 | 13-20 | 10-10 | 729 | 834 | -105 |
| West                | W   | L   | Pct  | GB   | Home  | Road  | East  | Cent  | West  | NL    | RS  | RA  | Diff |
| x-Houston Astros    | 95  | 67  | .586 | -    | 51-30 | 44-37 | 18-13 | 19-16 | 49-27 | 9-11  | 863 | 658 | +205 |
| Seattle Mariners    | 90  | 72  | .556 | 5.0  | 46-35 | 44-37 | 19-15 | 15-17 | 47-29 | 9-11  | 697 | 748 | -51  |
| Oakland Athletics   | 86  | 76  | .531 | 9.0  | 43-38 | 43-38 | 15-18 | 23-10 | 37-39 | 11-9  | 743 | 687 | +56  |
| Los Angeles Angels  | 77  | 85  | .475 | 18.0 | 40-42 | 37-43 | 16-17 | 21-12 | 29-47 | 11-9  | 723 | 804 | -81  |
| Texas Rangers       | 60  | 102 | .370 | 35.0 | 36-45 | 24-57 | 14-20 | 11-21 | 28-48 | 7-13  | 625 | 815 | -190 |

## NATIONAL LEAGUE

| East                   | W   | L   | Pct  | GB   | Home  | Road  | East  | Cent  | West  | AL    | RS  | RA  | Diff |
|------------------------|-----|-----|------|------|-------|-------|-------|-------|-------|-------|-----|-----|------|
| x-Atlanta Braves       | 88  | 73  | .547 | -    | 42-38 | 46-35 | 45-31 | 22-12 | 15-16 | 6-14  | 790 | 656 | +134 |
| Philadelphia Phillies  | 82  | 80  | .506 | 6.5  | 47-34 | 35-46 | 41-35 | 20-14 | 13-19 | 8-12  | 734 | 745 | -11  |
| New York Mets          | 77  | 85  | .475 | 11.5 | 47-34 | 30-51 | 39-37 | 13-20 | 16-17 | 9-11  | 636 | 668 | -32  |
| Miami Marlins          | 67  | 95  | .414 | 21.5 | 42-39 | 25-56 | 35-41 | 12-20 | 17-17 | 3-17  | 623 | 701 | -78  |
| Washington Nationals   | 65  | 97  | .401 | 23.5 | 35-46 | 30-51 | 30-46 | 14-18 | 11-23 | 10-10 | 724 | 820 | -96  |
| Central                | W   | L   | Pct  | GB   | Home  | Road  | East  | Cent  | West  | AL    | RS  | RA  | Diff |
| x-Milwaukee Brewers    | 95  | 67  | .586 | -    | 45-36 | 50-31 | 17-14 | 47-29 | 23-12 | 8-12  | 738 | 623 | +115 |
| y-St. Louis Cardinals  | 90  | 72  | .556 | 5.0  | 45-36 | 45-36 | 17-16 | 42-34 | 20-13 | 11-9  | 706 | 672 | +34  |
| Cincinnati Reds        | 83  | 79  | .512 | 12.0 | 44-37 | 39-42 | 20-13 | 43-33 | 11-22 | 9-11  | 786 | 760 | +26  |
| Chicago Cubs           | 71  | 91  | .438 | 24.0 | 39-42 | 32-49 | 13-21 | 35-41 | 17-15 | 6-14  | 705 | 839 | -134 |
| Pittsburgh Pirates     | 61  | 101 | .377 | 34.0 | 37-44 | 24-57 | 17-17 | 23-53 | 11-21 | 10-10 | 609 | 833 | -224 |
| West                   | W   | L   | Pct  | GB   | Home  | Road  | East  | Cent  | West  | AL    | RS  | RA  | Diff |
| x-San Francisco Giants | 107 | 55  | .660 | -    | 54-27 | 53-28 | 21-11 | 20-14 | 53-23 | 13-7  | 804 | 594 | +210 |
| y-Los Angeles Dodgers  | 106 | 56  | .654 | 1.0  | 58-23 | 48-33 | 24-9  | 20-13 | 50-26 | 12-8  | 830 | 561 | +269 |
| San Diego Padres       | 79  | 83  | .488 | 28.0 | 45-36 | 34-47 | 15-18 | 16-17 | 34-42 | 14-6  | 729 | 708 | +21  |
| Colorado Rockies       | 74  | 87  | .460 | 32.5 | 48-33 | 26-54 | 19-13 | 14-19 | 31-45 | 10-10 | 739 | 796 | -57  |
| Arizona Diamondbacks   | 52  | 110 | .321 | 55.0 | 32-49 | 20-61 | 13-21 | 13-19 | 22-54 | 4-16  | 679 | 893 | -214 |

KEY: x - Division winner, y - Clinched playoff spot

# 2021 Yankees vs. Opponents

| AL East       | Home         | Road         | Total        | AL Central      | Home        | Road       | Total        | AL West         | Home        | Road        | Total        |
|---------------|--------------|--------------|--------------|-----------------|-------------|------------|--------------|-----------------|-------------|-------------|--------------|
| vs. Baltimore | 5-4          | 6-4          | 11-8         | vs. Chicago-AL  | 3-0         | 2-1        | 5-1          | vs. Houston     | 2-1         | 2-1         | 4-2          |
| vs. Boston    | 5-4          | 4-6          | 9-10         | vs. Cleveland   | 1-2         | 3-1        | 4-3          | vs. Los Angeles | 2-2         | 1-2         | 3-4          |
| vs. Yankees   | --           | --           | --           | vs. Detroit     | 3-0         | 0-3        | 3-3          | vs. Oakland     | 2-1         | 2-2         | 4-3          |
| vs. Tampa Bay | 3-7          | 5-4          | 8-11         | vs. Kansas City | 2-1         | 2-1        | 4-2          | vs. Seattle     | 3-1         | 2-1         | 5-2          |
| vs. Toronto   | 2-8          | 6-3          | 8-11         | vs. Minnesota   | 4-0         | 2-1        | 6-1          | vs. Texas       | 3-0         | 3-1         | 6-1          |
| <b>Totals</b> | <b>15-23</b> | <b>21-17</b> | <b>36-40</b> | <b>Totals</b>   | <b>13-3</b> | <b>9-7</b> | <b>22-10</b> | <b>Totals</b>   | <b>12-5</b> | <b>10-7</b> | <b>22-12</b> |

| NL East          | Home       | Road       | Total       | MLB                | Home         | Road         | Total        |
|------------------|------------|------------|-------------|--------------------|--------------|--------------|--------------|
| vs. Atlanta      | 1-1        | 2-0        | 3-1         | vs. AL             | 40-31        | 40-31        | 80-62        |
| vs. Miami        | --         | 3-0        | 3-0         | vs. NL             | 6-4          | 6-4          | 12-8         |
| vs. New York     | 1-2        | 1-2        | 2-4         | <b>2021 Totals</b> | <b>46-35</b> | <b>46-35</b> | <b>92-70</b> |
| vs. Philadelphia | 2-0        | 0-2        | 2-2         |                    |              |              |              |
| vs. Washington   | 2-1        | --         | 2-1         |                    |              |              |              |
| <b>Totals</b>    | <b>6-4</b> | <b>6-4</b> | <b>12-8</b> |                    |              |              |              |



# 2021 Day-by-Day

| Gm | Date      | Opponent       | W/L   | Score    | Winning Pitcher  | Losing Pitcher    | Save             | Rec.  | Pos. | GA/GB | Att.         |
|----|-----------|----------------|---|----------|------------------|-------------------|------------------|-------|------|-------|--------------|
| 1  | 4/1       | vs. Toronto    | L   | 2-3 (10) | Romano (1-0)     | Nelson (0-1)      | Merryweather (1) | 0-1   | 5th  | -1.0  | 10,850* (1)  |
|    | 4/2       | OFF DAY        |   |          |                  |                   |                  |       | T4th | -1.5  |              |
| 2  | 4/3       | vs. Toronto    | W   | 5-3      | Loaisiga (1-0)   | Stripling (0-1)   | Green (1)        | 1-1   | T3rd | -1.0  | 10,107* (2)  |
| 3  | 4/4       | vs. Toronto    | L   | 1-3      | Borucki (1-0)    | Germán (0-1)      | Merryweather (2) | 1-2   | 4th  | -2.0  | 10,066* (3)  |
| 4  | 4/5       | vs. Baltimore  | W   | 7-0      | Montgomery (1-0) | López (0-1)       | -                | 2-2   | T3rd | -1.0  | 9,008        |
| 5  | 4/6       | vs. Baltimore  | W   | 7-2      | Cole (1-0)       | Kremer (0-1)      | -                | 3-2   | T1st | 0.0   | 9,404        |
| 6  | 4/7       | vs. Baltimore  | L   | 3-4 (11) | Valdez (1-0)     | Green (0-1)       | Fry (1)          | 3-3   | T2nd | -1.0  | 10,254* (4)  |
|    | 4/8       | OFF DAY        |   |          |                  |                   |                  |       | 3rd  | -0.5  |              |
| 7  | 4/9       | at Tampa Bay   | L   | 5-10     | Hill (1-0)       | Kluber (0-1)      | -                | 3-4   | T3rd | -1.0  | 9,021        |
| 8  | 4/10      | at Tampa Bay   | L   | 0-4      | Kittredge (2-0)  | Germán (0-2)      | -                | 3-5   | 5th  | -2.0  | 6,270        |
| 9  | 4/11      | at Tampa Bay   | W   | 8-4 (10) | Chapman (1-0)    | McHugh (0-1)      | -                | 4-5   | T2nd | -2.0  | 6,965        |
| 10 | 4/12      | at Toronto     | W   | 3-1      | Cole (2-0)       | Ray (0-1)         | Chapman (1)      | 5-5   | T2nd | -1.5  | 1,576        |
| 11 | 4/13      | at Toronto     | L   | 3-7      | Ryu (1-1)        | Tailion (0-1)     | -                | 5-6   | T2nd | -2.5  | 1,550        |
| 12 | 4/14      | at Toronto     | L   | 4-5      | Dolis (1-0)      | Green (0-2)       | -                | 5-7   | T4th | -4.0  | 1,613        |
|    | 4/15      | OFF DAY        |   |          |                  |                   |                  |       | 3rd  | -3.5  |              |
| 13 | 4/16      | vs. Tampa Bay  | L   | 2-8      | Wacha (1-1)      | Nelson (0-2)      | -                | 5-8   | 5th  | -4.0  | 10,202       |
| 14 | 4/17      | vs. Tampa Bay  | L   | 3-6      | Glasnow (2-0)    | Montgomery (1-1)  | Castillo (4)     | 5-9   | 5th  | -5.0  | 10,583* (5)  |
| 15 | 4/18      | vs. Tampa Bay  | L   | 2-4      | Yarbrough (1-2)  | Cole (2-1)        | Springs (1)      | 5-10  | 5th  | -4.5  | 10,606* (6)  |
|    | 4/19      | OFF DAY        |   |          |                  |                   |                  |       | 5th  | -5.0  |              |
| 16 | 4/20      | vs. Atlanta    | W   | 3-1      | Loaisiga (2-0)   | Matzek (0-2)      | Chapman (2)      | 6-10  | 5th  | -5.0  | 10,017       |
| 17 | 4/21      | vs. Atlanta    | L   | 1-4      | Anderson (1-0)   | Kluber (0-2)      | -                | 6-11  | 5th  | -5.0  | 9,634        |
| 18 | 4/22      | at Cleveland   | W   | 6-3      | Germán (1-2)     | Wittgren (0-1)    | Chapman (3)      | 7-11  | 5th  | -4.0  | 6,380        |
| 19 | 4/23      | at Cleveland   | W   | 5-3      | Luetge (1-0)     | Allen (1-3)       | Chapman (4)      | 8-11  | T4th | -4.0  | 8,662        |
| 20 | 4/24      | at Cleveland   | W   | 2-1      | Cole (3-1)       | Bieber (2-2)      | Loaisiga (1)     | 9-11  | T3rd | -3.0  | 8,817        |
| 21 | 4/25      | at Cleveland   | L   | 3-7      | Hentges (1-0)    | Tailion (0-2)     | -                | 9-12  | T4th | -4.0  | 8,766        |
| 22 | 4/26      | at Baltimore   | L   | 2-4      | Harvey (2-1)     | García (0-1)      | Valdez (5)       | 9-13  | 5th  | -4.5  | 6,367        |
| 23 | 4/27      | at Baltimore   | W   | 5-1      | Kluber (1-2)     | Zimmermann (1-3)  | -                | 10-13 | T4th | -4.5  | 6,662        |
| 24 | 4/28      | at Baltimore   | W   | 7-0      | Germán (2-2)     | Kremer (0-2)      | -                | 11-13 | 4th  | -4.5  | 7,338        |
| 25 | 4/29      | at Baltimore   | L   | 3-4 (10) | Scott (1-2)      | Loaisiga (2-1)    | -                | 11-14 | T4th | -4.5  | 7,738        |
| 26 | 4/30      | vs. Detroit    | W   | 10-0     | Cole (4-1)       | Skubal (0-4)      | -                | 12-14 | T4th | -4.5  | 9,523        |
| 27 | 5/1       | vs. Detroit    | W   | 6-4      | Tailion (1-2)    | Turnbull (1-2)    | Chapman (5)      | 13-14 | T3rd | -3.5  | 10,015       |
| 28 | 5/2       | vs. Detroit    | W   | 2-0      | Kluber (2-2)     | Ureña (1-4)       | Chapman (6)      | 14-14 | 3rd  | -2.5  | 10,021       |
|    | 5/3       | OFF DAY        |   |          |                  |                   |                  |       | T3rd | -2.5  |              |
| 29 | 5/4       | vs. Houston    | W   | 7-3      | Luetge (2-0)     | Bielak (1-1)      | -                | 15-14 | T2nd | -2.5  | 10,850* (7)  |
| 30 | 5/5       | vs. Houston    | W   | 6-3      | Loaisiga (3-1)   | Raley (0-2)       | Chapman (7)      | 16-14 | T2nd | -1.5  | 9,895        |
| 31 | 5/6       | vs. Houston    | L   | 4-7      | Scrub (1-0)      | Green (0-3)       | Pressley (5)     | 16-15 | 4th  | -2.5  | 10,042       |
| 32 | 5/7       | vs. Washington | L   | 4-11     | Finnegan (2-0)   | Loaisiga (3-2)    | -                | 16-16 | 4th  | -3.5  | 10,010       |
| 33 | 5/8       | vs. Washington | W   | 4-3 (11) | Wilson (1-0)     | Rainey (0-2)      | -                | 17-16 | T3rd | -3.5  | 10,850* (8)  |
| 34 | 5/9       | vs. Washington | W   | 3-2      | Chapman (2-0)    | Hand (2-1)        | -                | 18-16 | T2nd | -3.5  | 10,092       |
|    | 5/10      | OFF DAY        |   |          |                  |                   |                  |       | T2nd | -3.0  |              |
| 35 | 5/11      | at Tampa Bay   | W   | 3-1      | Montgomery (2-1) | Patiño (1-1)      | Chapman (8)      | 19-16 | 2nd  | -2.0  | 5,441        |
| 36 | 5/12      | at Tampa Bay   | W   | 1-0      | Cole (5-1)       | Thompson (2-2)    | Chapman (9)      | 20-16 | 2nd  | -1.0  | 5,668        |
| 37 | 5/13      | at Tampa Bay   | L   | 1-9      | Hill (2-1)       | Tailion (1-3)     | -                | 20-17 | 3rd  | -2.0  | 6,229        |
| 38 | 5/14      | at Baltimore   | W   | 5-4      | Kluber (3-2)     | Lakins Sr. (1-4)  | Loaisiga (2)     | 21-17 | 2nd  | -2.0  | 10,809       |
| 39 | 5/15      | at Baltimore   | W   | 8-2      | Germán (3-2)     | López (1-4)       | -                | 22-17 | 2nd  | -2.0  | 10,767       |
| 40 | 5/16      | at Baltimore   | L   | 6-10     | Zimmermann (2-3) | King (0-1)        | -                | 22-18 | T3rd | -2.0  | 11,070       |
| 41 | 5/17      | at Texas       | L   | 2-5      | Lyles (2-3)      | Cole (5-2)        | Kennedy (11)     | 22-19 | 4th  | -2.5  | 28,040       |
| 42 | 5/18      | at Texas       | W   | 7-4      | Peralta (3-1)    | Foltynewicz (1-4) | Chapman (10)     | 23-19 | 4th  | -1.5  | 26,522       |
| 43 | 5/19      | at Texas       | W   | 2-0      | Kluber (4-2)     | Yang (0-1)        | -                | 24-19 | T3rd | -1.5  | 31,689       |
| 44 | 5/20      | at Texas       | W   | 2-0      | Germán (4-2)     | King (4-3)        | Chapman (11)     | 25-19 | 3rd  | -1.5  | 27,581       |
| 45 | 5/21      | vs. Chicago-AL | W   | 2-1      | Chapman (3-0)    | Marshall (0-2)    | -                | 26-19 | 3rd  | -1.5  | 14,011       |
| 46 | 5/22      | vs. Chicago-AL | W   | 7-0      | Cole (6-2)       | Cease (2-1)       | -                | 27-19 | 3rd  | -1.5  | 14,665       |
| 47 | 5/23      | vs. Chicago-AL | W   | 5-4      | Chapman (4-0)    | Bummer (0-3)      | -                | 28-19 | 3rd  | -0.5  | 14,007       |
|    | 5/24      | OFF DAY        |   |          |                  |                   |                  |       | 3rd  | -1.0  |              |
| 48 | 5/25      | vs. Toronto    | L   | 2-6      | Matz (6-2)       | Kluber (4-3)      | -                | 28-20 | 3rd  | -1.0  | 12,025       |
|    | 5/26      | vs. Toronto    | Postponed (Rain) - made up as G1 of a single-admission doubleheader on 5/27 |          |                  |                   |                  |       | 3rd  | -1.5  |              |
| 49 | 5/27 (G1) | vs. Toronto    | L   | 0-2 (7)  | Manoah (1-0)     | Germán (4-3)      | Romano (2)       | 28-21 | 3rd  | -2.5  | -            |
| 50 | 5/27 (G2) | vs. Toronto    | W   | 5-3 (7)  | Loaisiga (4-2)   | Ray (2-2)         | Green (2)        | 29-21 | 3rd  | -2.0  | 14,056       |
| 51 | 5/28      | at Detroit     | L   | 2-3 (10) | García (1-1)     | Wilson (1-1)      | -                | 29-22 | 3rd  | -2.5  | 8,000        |
| 52 | 5/29      | at Detroit     | L   | 1-6      | Turnbull (4-2)   | García (0-2)      | -                | 29-23 | 3rd  | -3.5  | 8,000        |
| 53 | 5/30      | at Detroit     | L   | 2-6      | Skubal (2-7)     | King (0-2)        | -                | 29-24 | 3rd  | -4.5  | 8,000        |
| 54 | 5/31      | vs. Tampa Bay  | L   | 1-3      | Hill (4-2)       | Tailion (1-4)     | Feyereisen (3)   | 29-25 | 3rd  | -5.5  | 17,008       |
| 55 | 6/1       | vs. Tampa Bay  | W   | 5-3 (11) | Cessa (1-0)      | Kittredge (5-1)   | -                | 30-25 | 3rd  | -4.5  | 12,537       |
| 56 | 6/2       | vs. Tampa Bay  | W   | 4-3      | Montgomery (3-1) | McClanahan (2-1)  | Chapman (12)     | 31-25 | 3rd  | -3.5  | 13,824       |
| 57 | 6/3       | vs. Tampa Bay  | L   | 2-9      | Yarbrough (3-3)  | Cole (6-3)        | -                | 31-26 | 3rd  | -4.5  | 12,614       |
| 58 | 6/4       | vs. Boston     | L   | 2-5      | Eovaldi (7-2)    | King (0-3)        | Barnes (13)      | 31-27 | 3rd  | -4.5  | 18,040* (9)  |
| 59 | 6/5       | vs. Boston     | L   | 3-7      | Whitlock (1-1)   | Green (0-4)       | Barnes (14)      | 31-28 | 4th  | -5.5  | 20,019* (10) |
| 60 | 6/6       | vs. Boston     | L   | 5-6 (10) | Barnes (2-1)     | Cessa (1-1)       | Valdez (1)       | 31-29 | 4th  | -6.5  | 19,103       |
|    | 6/7       | OFF DAY        |   |          |                  |                   |                  |       | 4th  | -6.5  |              |

KEY: Bold = Complete Game / \* = Sellout (Home Sellout Number)



| Gm  | Date      | Opponent   | W/L                  | Score    | Winning Pitcher   | Losing Pitcher   | Save             | Rec.  | Pos. | GA/GB | Att.   |
|-----|-----------|--|----------------------|----------|---|------------------|------------------|-------|------|-------|--------|
| 61  | 6/8       | at Minnesota   | W                    | 8-4      | Loaisiga (5-2)  | Rogers (2-3)     | -                | 32-29 | 3rd  | -6.5  | 17,949 |
| 62  | 6/9       | at Minnesota   | W                    | 9-6      | Cole (7-3)  | Dobnak (1-6)     | -                | 33-29 | 3rd  | -5.5  | 17,078 |
| 63  | 6/10      | at Minnesota   | L                    | 5-7      | Robles (2-2)  | Chapman (4-1)    | -                | 33-30 | 3rd  | -6.0  | 17,728 |
|     | 6/11      | OFF DAY  |                      |          |   |                  |                  |       | 3rd  | -6.5  |        |
| 64  | 6/12      | at Philadelphia  | L                    | 7-8 (10) | Bradley (2-1)   | Chapman (4-2)    | -                | 33-31 | T3rd | -7.5  | 38,450 |
| 65  | 6/13      | at Philadelphia  | L                    | 0-7      | Nola (5-4)  | Germán (4-4)     | -                | 33-32 | 4th  | -8.5  | 38,512 |
|     | 6/14      | OFF DAY  |                      |          |   |                  |                  |       | 4th  | -9.0  |        |
| 66  | 6/15      | at Toronto   | W                    | 6-5      | Loaisiga (6-2)  | Mayza (1-1)      | Chapman (13)     | 34-32 | 3rd  | -8.0  | 7,145  |
| 67  | 6/16      | at Toronto   | W                    | 3-2      | Cole (8-3)  | Strpling (2-4)   | Chapman (14)     | 35-32 | 3rd  | -7.0  | 7,271  |
| 68  | 6/17      | at Toronto   | W                    | 8-4      | Green (1-4)   | Castro (1-2)     | -                | 36-32 | 3rd  | -6.0  | 7,288  |
| 69  | 6/18      | vs. Oakland  | L                    | 3-5      | Kaprielian (4-1)  | Peralta (3-2)    | Trivino (12)     | 36-33 | 3rd  | -6.0  | 24,037 |
| 70  | 6/19      | vs. Oakland  | W                    | 7-5      | Green (2-4)   | Luzardo (2-4)    | Chapman (15)     | 37-33 | 3rd  | -5.5  | 23,985 |
| 71  | 6/20      | vs. Oakland  | W                    | 2-1      | Loaisiga (7-2)  | Manaea (6-3)     | Chapman (16)     | 38-33 | 3rd  | -4.5  | 27,807 |
|     | 6/21      | OFF DAY  |                      |          |   |                  |                  |       | 3rd  | -4.5  |        |
| 72  | 6/22      | vs. Kansas City  | L                    | 5-6      | Brentz (2-0)  | Loaisiga (7-3)   | Holland (5)      | 38-34 | 3rd  | -5.5  | 21,130 |
| 73  | 6/23      | vs. Kansas City  | W                    | 6-5      | Chapman (5-2)   | Holland (2-3)    | -                | 39-34 | 3rd  | -4.5  | 25,032 |
| 74  | 6/24      | vs. Kansas City  | W                    | 8-1      | Tailon (2-4)  | Keller (6-8)     | -                | 40-34 | 3rd  | -4.0  | 21,350 |
| 75  | 6/25      | at Boston  | L                    | 3-5      | Whitlock (3-1)  | Germán (4-5)     | Barnes (16)      | 40-35 | 3rd  | -5.0  | 36,869 |
| 76  | 6/26      | at Boston  | L                    | 2-4      | Eovaldi (8-4)   | Montgomery (3-2) | Ottavino (5)     | 40-36 | 3rd  | -6.0  | 36,857 |
| 77  | 6/27      | at Boston  | L                    | 2-9      | Rodríguez (6-4)   | Cole (8-4)       | -                | 40-37 | 4th  | -6.5  | 34,504 |
| 78  | 6/28      | vs. Los Angeles-AL                                     | L                    | 3-5      | Suarez (3-1)  | King (0-4)       | Iglesias (14)    | 40-38 | 4th  | -7.5  | 25,054 |
| 79  | 6/29      | vs. Los Angeles-AL                                     | W                    | 11-5     | Tailon (3-4)  | Heaney (4-6)     | -                | 41-38 | 4th  | -7.5  | 23,152 |
| 80  | 6/30      | vs. Los Angeles-AL                                     | L                    | 8-11     | Mayers (2-3)  | Luetge (2-1)     | Iglesias (15)    | 41-39 | 4th  | -8.5  | 30,714 |
|     | 7/1       | vs. Los Angeles-AL                                     | Postponed (Rain)     | -        | made up on 8/16   |                  |                  |       | 4th  | -9.0  |        |
|     | 7/2       | vs. New York-NL  | Postponed (Rain)     | -        | made up as G1 of a split-admission doubleheader on 7/4  |                  |                  |       | 4th  | -9.5  |        |
| 81  | 7/3       | vs. New York-NL  | L                    | 3-8      | Walker (7-3)  | Montgomery (3-3) | -                | 41-40 | 4th  | -9.5  | 40,047 |
| 82  | 7/4 (G1)  | vs. New York-NL  | L                    | 5-10     | Familia (3-1)   | Chapman (5-3)    | -                | 41-41 | 4th  | -10.0 | 42,714 |
| 83  | 7/4 (G2)  | vs. New York-NL  | W                    | 4-2      | Green (3-4)   | Oswalt (1-1)     | -                | 42-41 | 4th  | -10.0 | 42,107 |
|     | 7/5       | OFF DAY  |                      |          |   |                  |                  |       | 4th  | -10.5 |        |
| 84  | 7/6       | at Seattle   | W                    | 12-1     | Tailon (4-4)  | Sheffield (5-8)  | -                | 43-41 | 4th  | -9.5  | 16,547 |
| 85  | 7/7       | at Seattle   | W                    | 5-4      | Cessa (2-1)   | Kikuchi (6-4)    | Green (3)        | 44-41 | 4th  | -8.5  | 17,205 |
| 86  | 7/8       | at Seattle   | L                    | 0-4      | Gilbert (3-7)   | Montgomery (3-4) | -                | 44-42 | 4th  | -9.0  | 17,524 |
| 87  | 7/9       | at Houston   | W                    | 4-0      | Luetge (3-1)  | Odonizzi (3-4)   | -                | 45-42 | 4th  | -9.0  | 40,857 |
| 88  | 7/10      | at Houston   | W                    | 1-0      | Cole (9-4)  | Greinke (8-3)    | -                | 46-42 | 3rd  | -8.0  | 41,259 |
| 89  | 7/11      | at Houston   | L                    | 7-8      | Garza Jr. (1-2)   | Green (3-5)      | -                | 46-43 | T3rd | -8.0  | 37,928 |
|     | 7/12-7/14 | 91st All-Star Game on 7/13 at Coors Field (AL 5, NL 2) |                      |          |   |                  |                  |       |      |       |        |
|     | 7/15      | vs. Boston   | Postponed (COVID-19) | -        | made up as G1 of a split-admission doubleheader on 8/17 |                  |                  |       | T3rd | -8.0  |        |
| 90  | 7/16      | vs. Boston   | L                    | 0-4      | Rodríguez (7-5)   | Montgomery (3-5) | Houck (1)        | 46-44 | 4th  | -9.0  | 40,130 |
| 91  | 7/17      | vs. Boston   | W                    | 3-1      | Cole (10-4)   | Sawamura (4-1)   | -                | 47-44 | 4th  | -8.0  | 37,095 |
| 92  | 7/18      | vs. Boston   | W                    | 9-1      | Tailon (5-4)  | Pérez (7-6)      | -                | 48-44 | 4th  | -7.0  | 40,309 |
|     | 7/19      | OFF DAY  |                      |          |   |                  |                  |       | 4th  | -7.5  |        |
| 93  | 7/20      | vs. Philadelphia                                       | W                    | 6-4      | Cessa (3-1)   | Nola (6-6)       | Chapman (17)     | 49-44 | T3rd | -7.0  | 36,106 |
| 94  | 7/21      | vs. Philadelphia                                       | W                    | 6-5 (10) | Kriske (1-0)  | Suárez (4-3)     | -                | 50-44 | 3rd  | -7.0  | 34,112 |
| 95  | 7/22      | at Boston  | L                    | 4-5 (10) | Barnes (5-2)  | Kriske (1-1)     | -                | 50-45 | 3rd  | -8.0  | 34,761 |
| 96  | 7/23      | at Boston  | L                    | 2-6      | Rios (3-0)  | Cole (10-5)      | -                | 50-46 | 3rd  | -9.0  | 34,922 |
| 97  | 7/24      | at Boston  | W                    | 4-3      | Tailon (6-4)  | Ottavino (2-3)   | Chapman (18)     | 51-46 | 3rd  | -8.0  | 35,136 |
| 98  | 7/25      | at Boston  | L                    | 4-5      | Workman (1-2)   | Loaisiga (7-2)   | Barnes (21)      | 51-47 | 3rd  | -9.0  | 32,009 |
|     | 7/26      | OFF DAY  |                      |          |   |                  |                  |       | 3rd  | -9.5  |        |
| 99  | 7/27      | at Tampa Bay   | W                    | 4-3      | Montgomery (4-5)  | McClanahan (4-4) | Chapman (19)     | 52-47 | 3rd  | -9.0  | 12,678 |
| 100 | 7/28      | at Tampa Bay   | W                    | 3-1 (10) | Green (4-5)   | Fairbanks (3-4)  | Chapman (20)     | 53-47 | 3rd  | -8.5  | 11,525 |
| 101 | 7/29      | at Tampa Bay   | L                    | 0-14     | Patiño (2-2)  | Cole (10-6)      | -                | 53-48 | 3rd  | -8.5  | 14,134 |
| 102 | 7/30      | at Miami   | W                    | 3-1      | Tailon (7-4)  | Thompson (2-4)   | Chapman (21)     | 54-48 | 3rd  | -7.5  | 18,462 |
| 103 | 7/31      | at Miami   | W                    | 4-2      | Luetge (4-1)  | Hess (2-1)       | Loaisiga (3)     | 55-48 | 3rd  | -7.0  | 25,767 |
| 104 | 8/1       | at Miami   | W                    | 3-1      | Rodríguez (2-3)   | Bass (1-6)       | Chapman (22)     | 56-48 | 3rd  | -7.0  | 20,758 |
| 105 | 8/2       | vs. Baltimore  | L                    | 1-7      | López (3-12)  | Heaney (6-8)     | -                | 56-49 | 3rd  | -7.0  | 28,879 |
| 106 | 8/3       | vs. Baltimore  | W                    | 13-1     | Gil (1-0)   | Wells (1-2)      | -                | 57-49 | 3rd  | -6.0  | 30,815 |
| 107 | 8/4       | vs. Baltimore  | W                    | 10-3     | Loaisiga (8-4)  | Sulser (3-2)     | -                | 58-49 | 3rd  | -6.0  | 30,055 |
| 108 | 8/5       | vs. Seattle  | W                    | 5-3      | Green (5-5)   | Sewald (6-3)     | Chapman (23)     | 59-49 | 3rd  | -5.5  | 33,211 |
| 109 | 8/6       | vs. Seattle  | W                    | 3-2 (11) | Abreu (1-0)   | Middleton (0-2)  | -                | 60-49 | 3rd  | -5.5  | 43,180 |
| 110 | 8/7       | vs. Seattle  | W                    | 5-4      | Heaney (7-8)  | Misiewicz (3-4)  | Loaisiga (4)     | 61-49 | 3rd  | -5.5  | 35,165 |
| 111 | 8/8       | vs. Seattle  | L                    | 0-2      | Sewald (7-3)  | Luetge (4-2)     | Steckenrider (4) | 61-50 | 3rd  | -6.5  | 35,437 |
| 112 | 8/9       | at Kansas City   | W                    | 8-6 (11) | Holmes (4-2)  | Holland (2-5)    | Peralta (3)      | 62-50 | 3rd  | -6.0  | 18,477 |
| 113 | 8/10      | at Kansas City   | L                    | 4-8      | Staumont (2-2)  | Cortes (0-1)     | -                | 62-51 | 3rd  | -7.0  | 18,218 |
| 114 | 8/11      | at Kansas City   | W                    | 5-2      | Green (6-5)   | Singer (3-8)     | Britton (1)      | 63-51 | 3rd  | -6.0  | 13,748 |
| 115 | 8/12      | at Chicago-AL in Iowa                                  | L                    | 8-9      | Hendriks (7-2)  | Britton (0-1)    | -                | 63-52 | 3rd  | -7.0  | 7,832  |
|     | 8/13      | OFF DAY  |                      |          |   |                  |                  |       | 3rd  | -7.5  |        |
| 116 | 8/14      | at Chicago-AL  | W                    | 7-5 (10) | Green (7-5)   | Hendriks (7-3)   | Abreu (1)        | 64-52 | 3rd  | -6.5  | 38,477 |
| 117 | 8/15      | at Chicago-AL  | W                    | 5-3      | Cortes (1-1)  | Giolito (9-9)    | Peralta (4)      | 65-52 | 3rd  | -5.5  | 37,696 |
| 118 | 8/16      | vs. Los Angeles-AL                                     | W                    | 2-1      | Cole (11-6)   | Suarez (5-6)     | Green (4)        | 66-52 | 3rd  | -5.5  | 37,010 |
| 119 | 8/17 (G1) | vs. Boston   | W                    | 5-3 (7)  | Abreu (2-0)   | Whitlock (4-2)   | Loaisiga (5)     | 67-52 | 3rd  | -5.0  | 39,078 |
| 120 | 8/17 (G2) | vs. Boston   | W                    | 2-0 (7)  | Peralta (4-2)   | Eovaldi (10-8)   | Green (5)        | 68-52 | T2nd | -5.0  | 35,237 |
| 121 | 8/18      | vs. Boston   | W                    | 5-2      | Heaney (8-8)  | Pivetta (9-6)    | Luetge (1)       | 69-52 | 2nd  | -5.0  | 39,166 |

KEY: Bold = Complete Game / \* = Sellout (Home Sellout Number)



| Gm  | Date | Opponent          | W/L                                | Score    | Winning Pitcher  | Losing Pitcher   | Save          | Rec.  | Pos. | GA/GB | Att.   |      |  |
|-----|------|-------------------|------------------------------------|----------|------------------|------------------|---------------|-------|------|-------|--------|------|--|
| 122 | 8/19 | vs. Minnesota     | W                                  | 7-5      | Taillon (8-4)    | Gant (4-7)       | Green (6)     | 70-52 | 2nd  | -5.0  | 30,019 |      |  |
| 123 | 8/20 | vs. Minnesota     | W                                  | 10-2     | Cortes (2-1)     | Barnes (0-3)     | -             | 71-52 | 2nd  | -4.0  | 39,124 |      |  |
| 124 | 8/21 | vs. Minnesota     | W                                  | 7-1      | Cole (12-6)      | Maeda (6-5)      | -             | 72-52 | 2nd  | -4.0  | 35,247 |      |  |
|     | 8/22 | vs. Minnesota     | Postponed (Rain) - made up on 9/13 |          |                  |                  |               |       |      |       | 2nd    | -4.5 |  |
| 125 | 8/23 | at Atlanta        | W                                  | 5-1      | Montgomery (5-5) | Ynoa (4-3)       | -             | 73-52 | 2nd  | -4.0  | 39,176 |      |  |
| 126 | 8/24 | at Atlanta        | W                                  | 5-4      | Holmes (5-2)     | Morton (12-5)    | Peralta (5)   | 74-52 | 2nd  | -4.0  | 37,426 |      |  |
|     | 8/25 | OFF DAY           |                                    |          |                  |                  |               |       | 2nd  | -4.5  |        |      |  |
| 127 | 8/26 | at Oakland        | W                                  | 7-6      | Loaisiga (9-4)   | Trivino (5-7)    | Chapman (24)  | 75-52 | 2nd  | -4.0  | 8,147  |      |  |
| 128 | 8/27 | at Oakland        | W                                  | 8-2      | Cole (13-6)      | Manaea (8-9)     | -             | 76-52 | 2nd  | -4.0  | 22,463 |      |  |
| 129 | 8/28 | at Oakland        | L                                  | 2-3      | Montas (10-9)    | Cortes (2-2)     | Romo (1)      | 76-53 | 2nd  | -5.0  | 18,337 |      |  |
| 130 | 8/29 | at Oakland        | L                                  | 1-3      | Guerra (2-1)     | Green (7-6)      | Chafin (2)    | 76-54 | 2nd  | -6.0  | 18,468 |      |  |
| 131 | 8/30 | at Los Angeles-AL | L                                  | 7-8      | Guerra (5-2)     | Peralta (4-3)    | Iglesias (28) | 76-55 | 2nd  | -7.0  | 29,436 |      |  |
| 132 | 8/31 | at Los Angeles-AL | L                                  | 4-6      | Herget (1-1)     | Taillon (8-5)    | Iglesias (29) | 76-56 | 2nd  | -8.0  | 34,813 |      |  |
| 133 | 9/1  | at Los Angeles-AL | W                                  | 4-1      | Cole (14-6)      | Naughton (0-1)   | Chapman (25)  | 77-56 | 2nd  | -7.0  | 28,753 |      |  |
|     | 9/2  | OFF DAY           |                                    |          |                  |                  |               |       | 2nd  | -6.5  |        |      |  |
| 134 | 9/3  | vs. Baltimore     | W                                  | 4-3 (11) | Holmes (6-2)     | Tate (0-6)       | -             | 78-56 | 2nd  | -6.5  | 34,085 |      |  |
| 135 | 9/4  | vs. Baltimore     | L                                  | 3-4      | Sulser (4-3)     | Chapman (5-4)    | -             | 78-57 | 2nd  | -7.5  | 34,571 |      |  |
| 136 | 9/5  | vs. Baltimore     | L                                  | 7-8      | Diplán (1-0)     | Heaney (8-9)     | Wells (1)     | 78-58 | 2nd  | -7.5  | 33,091 |      |  |
| 137 | 9/6  | vs. Toronto       | L                                  | 0-8      | Ryu (13-8)       | Taillon (8-6)    | -             | 78-59 | 2nd  | -8.5  | 31,196 |      |  |
| 138 | 9/7  | vs. Toronto       | L                                  | 1-5      | Matz (11-7)      | Cole (14-7)      | -             | 78-60 | 2nd  | -9.5  | 30,164 |      |  |
| 139 | 9/8  | vs. Toronto       | L                                  | 3-6      | Richards (6-2)   | Holmes (6-3)     | Romano (16)   | 78-61 | 3rd  | -9.5  | 25,873 |      |  |
| 140 | 9/9  | vs. Toronto       | L                                  | 4-6      | Berrios (11-7)   | Romano (0-2)     | -             | 78-62 | 3rd  | -10.0 | 30,112 |      |  |
| 141 | 9/10 | at New York-NL    | L                                  | 3-10     | Megill (3-4)     | Montgomery (5-6) | -             | 78-63 | 3rd  | -10.0 | 37,288 |      |  |
| 142 | 9/11 | at New York-NL    | W                                  | 8-7      | Holmes (7-3)     | May (7-3)        | Chapman (26)  | 79-63 | T3rd | -10.0 | 43,144 |      |  |
| 143 | 9/12 | at New York-NL    | L                                  | 6-7      | Lugo (4-2)       | Green (7-7)      | Diaz (29)     | 79-64 | 4th  | -10.0 | 33,805 |      |  |
| 144 | 9/13 | vs. Minnesota     | W                                  | 6-5      | Holmes (8-3)     | Garza Jr. (1-3)  | -             | 80-64 | T3rd | -9.0  | 31,528 |      |  |
| 145 | 9/14 | at Baltimore      | W                                  | 7-2      | Cole (15-7)      | Wells (1-3)      | -             | 81-64 | T2nd | -9.0  | 10,235 |      |  |
| 146 | 9/15 | at Baltimore      | W                                  | 4-3      | Peralta (5-3)    | Wells, T (2-3)   | Chapman (27)  | 82-64 | T2nd | -8.0  | 10,402 |      |  |
| 147 | 9/16 | at Baltimore      | L                                  | 2-3 (10) | Sulser (5-4)     | Peralta (5-4)    | -             | 82-65 | 4th  | -9.0  | 20,164 |      |  |
| 148 | 9/17 | vs. Cleveland     | W                                  | 8-0      | Kluber (5-3)     | Plesac (10-6)    | -             | 83-65 | 3rd  | -9.0  | 31,403 |      |  |
| 149 | 9/18 | vs. Cleveland     | L                                  | 3-11     | Civale (11-4)    | Gil (1-1)        | -             | 83-66 | 4th  | -9.0  | 39,088 |      |  |
| 150 | 9/19 | vs. Cleveland     | L                                  | 1-11     | Morgan (3-7)     | Cole (15-8)      | -             | 83-67 | 4th  | -9.0  | 34,110 |      |  |
| 151 | 9/21 | vs. Texas         | W                                  | 4-3      | Green (8-7)      | Alexy (2-1)      | Chapman (28)  | 84-67 | 4th  | -9.0  | 22,160 |      |  |
| 152 | 9/21 | vs. Texas         | W                                  | 7-1      | Montgomery (6-6) | Dunning (5-9)    | -             | 85-67 | 4th  | -8.0  | 23,335 |      |  |
| 153 | 9/22 | vs. Texas         | W                                  | 7-3      | Green (9-7)      | Patton (1-2)     | -             | 86-67 | 3rd  | -8.0  | 25,170 |      |  |
|     | 9/23 | OFF DAY           |                                    |          |                  |                  |               |       | 3rd  | -8.0  |        |      |  |
| 154 | 9/24 | at Boston         | W                                  | 8-3      | Cole (16-8)      | Eovaldi (10-9)   | -             | 87-67 | 3rd  | -8.0  | 36,026 |      |  |
| 155 | 9/25 | at Boston         | W                                  | 5-3      | Severino (1-0)   | Houck (1-5)      | Chapman (29)  | 88-67 | T2nd | -8.0  | 36,103 |      |  |
| 156 | 9/26 | at Boston         | W                                  | 6-3      | Green (10-7)     | Richards (7-8)   | Chapman (30)  | 89-67 | 2nd  | -8.0  | 36,312 |      |  |
|     | 9/27 | OFF DAY           |                                    |          |                  |                  |               |       | 2nd  | -8.0  |        |      |  |
| 157 | 9/28 | at Toronto        | W                                  | 7-2      | King (1-4)       | Ryu (13-10)      | -             | 90-67 | 2nd  | -7.0  | 28,769 |      |  |
| 158 | 9/29 | at Toronto        | L                                  | 5-6      | Climer (3-4)     | Holmes (8-4)     | Romano (22)   | 90-68 | 2nd  | -8.0  | 29,601 |      |  |
| 159 | 9/30 | at Toronto        | W                                  | 6-2      | King (2-4)       | Ray (13-7)       | -             | 91-68 | 2nd  | -7.0  | 29,659 |      |  |
| 160 | 10/1 | vs. Tampa Bay     | L                                  | 3-4      | Head (2-0)       | Cortes (2-3)     | Kittredge (8) | 91-69 | 2nd  | -8.0  | 41,469 |      |  |
| 161 | 10/2 | vs. Tampa Bay     | L                                  | 2-12     | Patino (5-3)     | Montgomery (6-7) | -             | 91-70 | T2nd | -9.0  | 41,648 |      |  |
| 162 | 10/3 | vs. Tampa Bay     | W                                  | 1-0      | Chapman (6-4)    | Fleming (10-8)   | -             | 92-70 | T2nd | -8.0  | 40,409 |      |  |

KEY: **Bold** = Complete Game / \* = Sellout (Home Sellout Number)

## Postponements and Rain Delays

**Postponed** (5) ..... 5/26 vs. TOR, 7/1 vs. LAA, 7/2 vs. NYM, 7/15 vs. BOS, 8/22 vs. MIN  
**Delays at Start** (3) ..... 5/8 vs. WAS (2:25, rain), 6/9 at MIN (0:11, rain), 7/17 vs. BOS (0:50, rain)  
**Delays In-Game** (4) ..... 6/30 vs. LAA (2x, 0:42 & 1:31, rain), 7/17 vs. BOS (0:52, rain), 7/22 at BOS (0:55, rain)  
**Games Called Early** (1) ..... 7/17 vs. BOS (rain)  
**Suspended Game** (0) ..... Last on 5/15/18 at WAS (B6, resumed 6/18/18, 5-3 loss)

In 2020: Ppd. (10) / Delays at Start (0) / Delays In-Game (8) / Games Called Early (1)



# 2021 Transactions

- Jan. 6** Acquired **OF Greg Allen** from the San Diego Padres in exchange for **LHP James Reeves**.
- Jan. 15** Agreed to terms with **OF Clint Frazier**, **RHP Chad Green**, **OF Aaron Judge**, **LHP Jordan Montgomery**, **C Gary Sánchez**, **INF Gleyber Torres**, **INF Gio Urshela** and **INF Luke Voit** on one-year, non-guaranteed contracts, thus avoiding arbitration.
- Jan. 24** Acquired **RHP Jefferson Taillon** from the Pittsburgh Pirates in exchange for **RHP Roansy Contreras**, **INF Maikol Escotto**, **OF Canaan Smith** and **RHP Miguel Yajure**.
- Jan. 25** Acquired a player to be named later or cash considerations from the Boston Red Sox in exchange for **RHP Adam Ottavino**, **RHP Frank German** and cash considerations.
- Jan. 27** Re-signed **INF DJ LeMahieu** to a six-year contract extending through the 2026 season...signed **RHP Corey Kluber** to a one-year contract extending through the 2021 season.
- Feb. 10** Signed **RHP Darren O'Day** to a one-year contract extending through the 2021 season with a player option for 2022...if the player option is declined, there is a club option for 2022.
- Feb. 12** Released **RHP Ben Heller** from the 40-man roster.
- Feb. 17** Invited 32 players to 2021 spring training...signed or re-signed 20 players to minor league contracts with spring training invitations: **RHP Kyle Barraclough**, **OF Michael Beltre**, **C Rob Brantly**, **OF Sócrates Brito**, **OF Jay Bruce**, **RHP Jhoulys Chacin**, **C Robinson Chirinos**, **LHP Nestor Cortes Jr.**, **C Kellin Deglan**, **INF Derek Dietrich**, **RHP Luis García**, **INF Chris Gittens**, **RHP Nick Goody**, **OF Ryan LaMarre**, **LHP Lucas Luetge**, **LHP Tyler Lyons**, **OF Thomas Milone**, **INF Andrew Velazquez**, **RHP Adam Warren** and **RHP Asher Wojciechowski**...extended invitations to 12 players from within the organization: **INF Armando Alvarez**, **OF Trey Amburgey**, **C Josh Breaux**, **INF Ezequiel Duran**, **LHP Trevor Lane**, **RHP Reggie McClain**, **C Max McDowell**, **RHP Glenn Otto**, **INF Hoy Park**, **RHP Addison Russ**, **C Anthony Seigler** and **C Austin Wells**.
- Feb. 23** Re-signed **OF Brett Gardner** to a one-year contract for the 2021 season with a player option for 2022...if the player option is declined, there is a club option for 2022...signed **LHP Justin Wilson** to a one-year contract for the 2021 season with a player option for 2022...if the player option is declined, there is a club option for 2022...if the player option is exercised, there is an additional club option for 2023...placed **RHP Luis Severino** on the 60-day injured list with recovery from "Tommy John" surgery...designated **OF Greg Allen** for assignment.
- Mar. 1** Outrighted **OF Greg Allen** to Triple-A with an invitation to Major League spring training.
- Mar. 12** Prior to the game, optioned **OF Estevan Florial** to Triple-A Scranton/Wilkes-Barre, **RHP Luis Gil** to Double-A Somerset, **RHP Luis Medina**, **INF Oswald Peraza** and **RHP Alexander Vizcaino** to Single-A Hudson Valley and **RHP Yoendrys Gómez** to Single-A Tampa...also reassigned **INF Armando Alvarez**, **OF Trey Amburgey**, **OF Michael Beltre**, **C Josh Breaux**, **C Kellin Deglan**, **INF Ezequiel Duran**, **INF Chris Gittens**, **LHP Trevor Lane**, **C Max McDowell**, **OF Thomas Milone**, **RHP Glenn Otto**, **INF Hoy Park**, **C Anthony Seigler**, **RHP Adam Warren** and **C Austin Wells** to minor league camp...following the game, reassigned **RHP Addison Russ** and **RHP Reggie McClain** to minor league camp.
- Mar. 19** Prior to the game, optioned **RHP Albert Abreu**, **INF Thairo Estrada**, **INF Mike Ford** and **RHP Brooks Kriske** to Triple-A Scranton/Wilkes-Barre.
- Mar. 24** Following the game, reassigned **RHP Kyle Barraclough**, **OF Sócrates Brito**, **OF Ryan LaMarre** and **RHP Asher Wojciechowski** to minor league camp.
- Mar. 26** Prior to the game, optioned **RHP Deivi García** to Triple-A Scranton/Wilkes-Barre.
- Mar. 27** Prior to the game, released **C Robinson Chirinos** and **INF Derek Dietrich** from their minor league contracts...signed **OF Jay Bruce** to a major league contract and selected him to the 40-man roster...placed **RHP Clarke Schmidt** on the 60-day injured list with a right elbow strain.
- Mar. 30** Received **INF Kyle Holder** as a Rule 5 Draft return from the Cincinnati Reds and assigned him to the Alternate Site.
- Mar. 31** Signed **LHP Lucas Luetge** to a Major League contract and selected him to the 40-man roster...placed **INF/OF Miguel Andújar** on the 10-day injured list (retroactive to 3/29) with right wrist carpal tunnel syndrome...placed **LHP Zack Britton** on the 60-day injured list with a left elbow bone spur...placed **INF Luke Voit** on the 10-day injured list (retroactive to 3/29) with a left knee medial meniscus injury (surgery performed on 3/29)...placed **LHP Justin Wilson** on the 10-day injured list (retroactive to 3/29) with left shoulder inflammation.
- April 4** Reinstated **LHP Aroldis Chapman** from the restricted list.
- April 6** Acquired **INF Rougned Odor** and cash considerations from Texas in exchange for **OF Antonio Cabello** and **OF Josh Stowers**...designated **INF Thairo Estrada** for assignment...optioned **RHP Michael King** to the Alternate Site.
- April 9** Reinstated **LHP Justin Wilson** from the 10-day injured list...placed **INF Gio Urshela** on the COVID-19 injured list due to side effects from vaccination...recalled **INF Mike Ford** from the Alternate Site...following the game, optioned **INF Mike Ford** to the Alternate Site.
- April 10** Reinstated **INF Gio Urshela** from the COVID-19 injured list...reinstated **INF Rougned Odor** from the COVID-19 injured list...optioned **INF Tyler Wade** to the Alternate Site...following the game, optioned **RHP Domingo Germán** to the Alternate Site.
- April 11** Recalled **RHP Albert Abreu** from the Alternate Site...traded **INF Thairo Estrada** to the San Francisco Giants in exchange for cash considerations.
- April 14** Following the game, optioned **RHP Albert Abreu** to the Alternate Site.
- April 16** Recalled **RHP Michael King** from the Alternate Site...following the game, optioned **RHP Michael King** to the Alternate Site.
- April 17** Recalled **RHP Brooks Kriske** from the Alternate Site.
- April 18** Following the game, placed **INF/OF Jay Bruce** on the Voluntary Retired List.
- April 20** Recalled **INF Mike Ford** from the Alternate Site.
- April 21** Following the game, optioned **RHP Brooks Kriske** to the Alternate Site.
- April 22** Recalled **RHP Domingo Germán** from the Alternate Site.
- April 25** Following the game, optioned **RHP Nick Nelson** to the Alternate Site and reinstated **INF/OF Miguel Andújar** from the 10-day injured list and optioned him to the Alternate Site.
- April 26** Recalled **RHP Deivi García** from the Alternate Site...following the game, optioned **RHP Deivi García** to the Alternate Site.
- April 27** Recalled **RHP Michael King** from the Alternate Site...acquired **LHP Wandy Peralta** and a player to be named later from the San Francisco Giants in exchange for **OF Mike Tauchman**...recalled **INF/OF Tyler Wade** from the Alternate Site.
- April 28** Following the game, optioned **RHP Michael King** to the Alternate Site.
- April 29** Added **LHP Wandy Peralta** to the active roster.



- May 1** Placed **RHP Darren O'Day** on the 10-day injured list (retroactive to 4/30) with a right rotator cuff strain... recalled **RHP Michael King** from the Alternate Site.
- May 5** Placed **INF Rougned Odor** on the 10-day injured list with a left knee sprain...recalled **RHP Albert Abreu** from Triple-A Scranton/Wilkes-Barre.
- May 6** Following the game, optioned **RHP Albert Abreu** to Triple-A Scranton/Wilkes-Barre.
- May 7** Recalled **INF/OF Miguel Andújar** from Triple-A Scranton/Wilkes-Barre.
- May 9** Following the game, optioned **INF/OF Miguel Andújar** to Triple-A Scranton/Wilkes-Barre.
- May 11** Returned from rehab and reinstated **INF Luke Voit** on the 10-day injured list.
- May 12** Placed **INF Gleyber Torres** on the COVID-19 injured list...recalled **INF/OF Miguel Andújar** from Triple-A Scranton/Wilkes-Barre.
- May 16** Placed **OF Aaron Hicks** on the 10-day injured list (retroactive to 5/13) with a left wrist sprain...signed **OF Ryan LaMarre** to a Major League contract and selected him to the 26-man roster from Triple-A Scranton/Wilkes-Barre.
- May 17** Placed **OF Giancarlo Stanton** on the 10-day injured list (retroactive to 5/14) with a left quad strain...recalled **RHP Albert Abreu** from Triple-A Scranton/Wilkes-Barre...following the game, optioned **RHP Albert Abreu** to Triple-A Scranton/Wilkes-Barre.
- May 18** Reinstated **INF Rougned Odor** from the 10-day injured list.
- May 19** Reinstated **INF Gleyber Torres** from the COVID-19 injured list...placed **INF Rougned Odor** on the paternity leave list.
- May 20** Reinstated **INF Rougned Odor** from the paternity leave list...placed **OF Ryan LaMarre** on the 10-day injured list with a right hamstring strain.
- May 25** Placed **INF DJ LeMahieu** on the paternity list.
- May 26** Reinstated **INF DJ LeMahieu** from the paternity list.
- May 27** Prior to the doubleheader, placed **RHP Corey Kluber** on the 10-day injured list (retroactive to 5/26) with a right shoulder strain...placed **INF Luke Voit** on the 10-day injured list (retroactive to 5/26) with a right oblique strain...recalled **OF Estevan Florial** and **RHP Albert Abreu** from Triple-A Scranton/Wilkes-Barre...prior to game 2, appointed **RHP Nick Nelson** as their "27th Man"...following game 2, returned "27th Man" **RHP Nick Nelson** to Triple-A Scranton/WB and optioned **OF Estevan Florial** to Triple-A Scranton/WB.
- May 28** Reinstated **OF Giancarlo Stanton** from the 10-day injured list...following the game, optioned **RHP Albert Abreu** to Triple-A Scranton/Wilkes-Barre.
- May 29** Placed **LHP Justin Wilson** on the 10-day I.L. with right hamstring strain...recalled **RHP Albert Abreu** and **RHP Deivi García** from Triple-A Scranton/Wilkes-Barre...following the game, optioned **RHP Albert Abreu** and **RHP Deivi García** to Triple-A Scranton/WB.
- May 30** Recalled **RHP Nick Nelson** from Triple-A Scranton/WB...signed **LHP Nestor Cortes** to a Major League contract and selected him to the 26-man roster from Triple-A Scranton/Wilkes-Barre...transferred **OF Aaron Hicks** to the 60-day injured list.
- June 1** Following the game, optioned **INF Mike Ford** to Triple-A Scranton/Wilkes-Barre.
- June 2** Recalled **RHP Brooks Kriske** from Triple-A Scranton/Wilkes-Barre.
- June 4** Following the game, optioned **RHP Nick Nelson** to Triple-A Scranton/Wilkes-Barre.
- June 5** Transferred **RHP Corey Kluber** to the 60-day injured list...signed **INF Chris Gittens** to a Major League contract and selected him to the 26-man roster from Triple-A Scranton/Wilkes-Barre.
- June 12** Returned from rehab and reinstated **LHP Zack Britton** from the 60-day injured list...designated **INF Mike Ford** for assignment...optioned **RHP Brooks Kriske** to Triple-A Scranton/Wilkes-Barre.
- June 17** Traded **INF Mike Ford** to the Tampa Bay Rays in exchange for cash considerations and a player to be named later.
- June 20** Following the game, optioned **INF Chris Gittens** to Triple-A Scranton/Wilkes-Barre.
- June 22** Returned from rehab and reinstated **INF Luke Voit** from the 10-day injured list.
- June 26** Placed **LHP Wandy Peralta** on the 10-day injured list (retroactive to 6/23) with a low back strain...placed **LHP Zack Britton** on the 10-day injured list with a left hamstring strain...recalled **RHP Albert Abreu** and **RHP Brooks Kriske** from Triple-A Scranton/Wilkes-Barre.
- June 28** Following the game, option **RHP Brooks Kriske** to Triple-A Scranton/Wilkes-Barre.
- June 29** Returned from rehab and reinstated **RHP Darren O'Day** from the 10-day injured list...following the game, option **RHP Albert Abreu** to Triple-A Scranton/Wilkes-Barre.
- June 30** Returned from rehab and reinstated **LHP Justin Wilson** from the 10-day injured list.
- July 1** Acquired **OF Tim Lincecum** from the Arizona Diamondbacks in exchange for **RHP Keegan Curtis**...acquired **OF Aldenis Sanchez** from the Tampa Bay Rays as the player to be named later in the 6/17/21 trade for Mike Ford.
- July 2** Added **OF Tim Lincecum** to the active roster...placed **OF Clint Frazier** on the 10-day injured list (retroactive to 7/1) with vertigo.
- July 4** Prior to Game 1, reinstated **LHP Wandy Peralta** from the 10-day injured list and appointed him as their "27-man"...following Game 2, optioned **INF/OF Tyler Wade** to Triple-A Scranton/Wilkes-Barre.
- July 6** Placed **RHP Darren O'Day** on the 10-day injured list with a left hamstring strain...recalled **RHP Nick Nelson** from Triple-A Scranton/Wilkes-Barre.
- July 7** Placed **RHP Michael King** on the 10-day injured list (retroactive to 7/5) with a right middle finger contusion... recalled **INF/OF Tyler Wade** from Triple-A Scranton/Wilkes-Barre.
- July 10** Placed **INF/OF Miguel Andújar** on the 10-day injured list (retroactive to 7/7) with a left wrist strain...placed **RHP Jonathan Loáisiga** on the COVID-19 injured list (Health & Safety Protocols)...recalled **RHP Albert Abreu** and **RHP Brooks Kriske** from Triple-A Scranton/Wilkes-Barre.
- July 15** Placed **LHP Nestor Cortes** and **LHP Wandy Peralta** on the COVID-19 injured list (Health & Safety Protocols)... reinstated **LHP Zack Britton** from the 10-day injured list...signed **OF Trey Amburgey** to a Major League contract and selected him to the 26-man roster from Triple-A Scranton/Wilkes-Barre.
- July 16** Placed **INF Luke Voit** on the 10-day injured list (retroactive to 7/13) with left knee inflammation...recalled **INF Chris Gittens** from Triple-A Scranton/Wilkes-Barre...placed **C Kyle Higashioka**, **OF Aaron Judge** and **INF Gio Urshela** on the COVID-19 injured list...signed **C Rob Brantly** and **INF Hoy Park** to Major League contracts as replacement players and selected them from Triple-A Scranton/Wilkes-Barre...selected **OF Greg Allen** as a replacement player from Triple-A Scranton/WB and added him to the 26-man roster.



- July 18** Placed **OF Tim Locastro** on the 10-day injured list with a right ACL injury...selected **OF Ryan LaMarre** to the 26-man roster from Triple-A Scranton/Wilkes-Barre.
- July 20** Placed **OF Trey Amburgey** on the 10-day injured list (retroactive to 7/19) with a right hamstring strain...recalled **OF Estevan Florial** from Triple-A Scranton/Wilkes-Barre.
- July 21** Signed **RHP Asher Wojciechowski** to a Major League contract and selected him to the 26-man roster from Triple-A Scranton/Wilkes-Barre...returned replacement player **INF Hoy Park** to Triple-A Scranton/Wilkes-Barre.
- July 22** Designated **RHP Asher Wojciechowski** for assignment...signed **RHP Sal Romano** to a Major League contract and selected him to the 26-man roster from Triple-A Scranton/Wilkes-Barre...following the game, optioned **RHP Brooks Kriske** to Triple-A Scranton/Wilkes-Barre.
- July 23** Reinstated **LHP Nestor Cortes** and **RHP Jonathan Loaisiga** from the COVID-19 I.L....transferred **RHP Darren O'Day** to the 60-day I.L....optioned **RHP Nick Nelson** to Triple-A Scranton/Wilkes-Barre.
- July 24** **RHP Asher Wojciechowski** elected free agency in lieu of accepting an outright assignment.
- July 25** Reinstated **INF Gio Urshela** from the COVID-19 I.L....placed **INF Chris Gittens** on the 10-day I.L. with a right ankle sprain...transferred **OF Tim Locastro** to the 60-day I.L.
- July 26** Acquired **RHP Clay Holmes** from the Pittsburgh Pirates in exchange for **INF Diego Castillo** and **INF Hoy Park**...returned replacement player **C Rob Brantly** to Triple-A Scranton/Wilkes-Barre.
- July 27** Reinstated **C Kyle Higashioka** and **OF Aaron Judge** from the COVID-19 injured list...added **RHP Clay Holmes** to the active roster...placed **RHP Yoendrys Gómez** on the COVID-19 injured list...optioned **RHP Albert Abreu** and **OF Estevan Florial** to Triple-A Scranton/Wilkes-Barre...transferred **RHP Michael King** to the 60-day injured list...following the game, traded **RHP Luis Cessa** and **LHP Justin Wilson** to the Cincinnati Reds in exchange for a player to be named later.
- July 28** Recalled **RHP Albert Abreu** and **OF Estevan Florial** from Triple-A Scranton/Wilkes-Barre.
- July 29** Acquired **INF/OF Joey Gallo**, **LHP Joely Rodríguez** and cash considerations from the Texas Rangers in exchange for **RHP Glenn Otto**, **INF Ezequiel Duran**, **INF Trevor Hauver** and **INF Josh Smith**...acquired **INF Anthony Rizzo** and cash considerations from the Chicago Cubs in exchange for **RHP Alexander Vizcaino** and **OF Kevin Alcántara**...following the game, optioned **OF Estevan Florial** to Triple-A Scranton/Wilkes-Barre.
- July 30** Added **INF/OF Joey Gallo**, **INF Anthony Rizzo** and **LHP Joely Rodríguez** to the active roster...designated **OF Ryan LaMarre** for assignment...acquired **LHP Andrew Heaney** and cash considerations from the Los Angeles Angels in exchange for **RHP Janson Junk** and **RHP Elvis Peguero**...optioned **RHP Albert Abreu** to Triple-A Scranton/Wilkes-Barre.
- July 31** Added **LHP Andrew Heaney** to the active roster...designated **RHP Sal Romano** for assignment.
- Aug. 1** Placed **RHP Domingo Germán** on the 10-day injured list with right shoulder inflammation...recalled **RHP Albert Abreu** from Triple-A Scranton/Wilkes-Barre.
- Aug. 3** Recalled **RHP Luis Gil** as a replacement player from Triple-A Scranton/Wilkes-Barre...signed **RHP Brody Koerner** to a Major League contract and selected him to the 26-man roster from Triple-A Scranton/Wilkes-Barre...signed **RHP Stephen Ridings** to a Major League contract as a replacement player and selected him to the 26-man roster from Triple-A Scranton/Wilkes-Barre...placed **INF Gio Urshela** on the 10-day injured list (retroactive to 8/1) with a left hamstring strain...placed **RHP Gerrit Cole** and **LHP Jordan Montgomery** on the COVID-19 injured list...claimed **OF Jonathan Davis** off waivers from the Toronto Blue Jays...additionally, **RHP Sal Romano** was claimed off waivers from the Milwaukee Brewers.
- Aug. 4** Added **OF Jonathan Davis** to the active roster...following the game, returned replacement player **OF Greg Allen** to Triple-A Scranton/Wilkes-Barre.
- Aug. 5** Reinstated **LHP Wandy Peralta** from the COVID-19 injured list...placed **C Gary Sánchez** on the COVID-19 injured list...selected **C Rob Brantly** as a replacement player to the 26-man roster from Triple-A Scranton/Wilkes-Barre.
- Aug. 7** Placed **LHP Aroldis Chapman** on the 10-day injured list (retroactive to 8/6) with left elbow inflammation...recalled **RHP Nick Nelson** from Triple-A Scranton/Wilkes-Barre.
- Aug. 8** Placed **INF Anthony Rizzo** on the COVID-19 injured list...recalled **RHP Luis Gil** as a replacement player from Triple-A Scranton/Wilkes-Barre...returned from rehab and reinstated **INF Luke Voit** from the 10-day injured list...optioned **RHP Nick Nelson** to Triple-A Scranton/WB...following the game, returned replacement player **RHP Luis Gil** to Triple-A Scranton/Wilkes-Barre.
- Aug. 9** Placed **INF Gleyber Torres** on the 10-day injured list with a left thumb sprain...recalled **RHP Nick Nelson** from Triple-A Scranton/Wilkes-Barre...signed **INF Andrew Velazquez** to a Major League contract and selected him to the 26-man roster from Triple-A Scranton/Wilkes-Barre.
- Aug. 11** Placed **RHP Clay Holmes** on the COVID-19 injured list (pending results of test)...recalled **RHP Brooks Kriske** as a replacement player from Triple-A Scranton/Wilkes-Barre...following the game, returned **RHP Clarke Schmidt** from his rehab assignment, reinstated him from the 60-day injured list and optioned him to Triple-A Scranton/Wilkes-Barre.
- Aug. 12** Prior to the game, appointed **OF Estevan Florial** as the "27th Man"...following the game, returned "27th Man" **OF Estevan Florial** to Triple-A Scranton/Wilkes-Barre.
- Aug. 13** Returned **INF Chris Gittens** from his rehab assignment, reinstated him from the 10-day injured list and optioned him to Triple-A Scranton/Wilkes-Barre.
- Aug. 16** Reinstated **RHP Gerrit Cole** from the COVID-19 injured list...returned replacement player **RHP Brooks Kriske** to Triple-A Scranton/Wilkes-Barre...returned **OF Clint Frazier** from his rehab assignment and transferred him to the 60-day injured list...returned replacement players **C Rob Brantly** and **RHP Stephen Ridings** to Triple-A Scranton/Wilkes-Barre.
- Aug. 17** Prior to Game 1, reinstated **LHP Jordan Montgomery** and **C Gary Sánchez** from the COVID-19 injured list...appointed **RHP Luis Gil** as the "27th Man"...following today's doubleheader, returned "27th Man" **RHP Luis Gil** to Triple-A Scranton/Wilkes-Barre.
- Aug. 18** Returned replacement player **OF Trey Amburgey** from his rehab assignment, reinstated him from the 10-day injured list and returned him as a replacement player to Triple-A Scranton/Wilkes-Barre...**INF Anthony Rizzo** was reinstated from the COVID-19 injured list...reinstated **LHP Aroldis Chapman** from the 10-day injured list...optioned **OF Jonathan Davis** and **RHP Nick Nelson** to Triple-A Scranton/WB.
- Aug. 20** Following the game, optioned **RHP Brody Koerner** to Triple-A Scranton/Wilkes-Barre.



- Aug. 21** Recalled **OF Estevan Florial** from Triple-A Scranton/Wilkes-Barre...following the game, optioned **OF Estevan Florial** to Triple-A Scranton/Wilkes-Barre.
- Aug. 23** Placed **LHP Zack Britton** on the 10-day injured list (retroactive to 8/20) with a left elbow sprain...recalled **OF Jonathan Davis** from Triple-A Scranton/Wilkes-Barre...reinstated **RHP Clay Holmes** from the COVID-19 injured list...returned **INF/OF Miguel Andújar** from his rehab assignment and transferred him to the 60-day injured list.
- Aug. 24** Following the game, optioned **OF Jonathan Davis** to Triple-A Scranton/Wilkes-Barre.
- Aug. 26** Returned **INF Gio Urshela** from his rehab assignment and reinstated him from the 10-day injured list...outrighted **RHP Brody Koerner** off the Major League roster and onto the roster of Triple-A Scranton/Wilkes-Barre.
- Aug. 29** Following the game, optioned **RHP Albert Abreu** to Triple-A Scranton/Wilkes-Barre.
- Aug. 30** Returned from rehab and reinstated **RHP Corey Kluber** from the 60-day injured list...transferred **LHP Zack Britton** to the 60-day injured list.
- Sept. 1** Recalled **OF Estevan Florial** and **RHP Brooks Kriske** from Triple-A Scranton/Wilkes-Barre.
- Sept. 3** Returned from rehab and reinstated **INF Gleyber Torres** from the 10-day injured list...optioned **OF Estevan Florial** to Triple-A Scranton/Wilkes-Barre.
- Sept. 5** Placed **RHP Jonathan Loáisiga** on the 10-day injured list with a right shoulder strain...recalled **RHP Albert Abreu** from Triple-A Scranton/Wilkes-Barre.
- Sept. 7** Following the game, optioned **RHP Brooks Kriske** to Triple-A Scranton/Wilkes-Barre.
- Sept. 8** Recalled **RHP Luis Gil** from Triple-A Scranton/Wilkes-Barre.
- Sept. 9** Placed **RHP Jameson Taillon** on the 10-day injured list (retroactive to 9/7) with a right ankle tendon injury...selected **RHP Sal Romano** to the 28-man roster from Triple-A Scranton/Wilkes-Barre...designated **OF Jonathan Davis** for assignment.
- Sept. 10** Returned from rehab and reinstated **RHP Michael King** from the 60-day injured list...designated **RHP Sal Romano** for assignment.
- Sept. 11** Outrighted **OF Jonathan Davis** off the Major League roster and onto the roster of Triple-A Scranton/Wilkes-Barre...following the game, optioned **INF Andrew Velazquez** to Triple-A Scranton/Wilkes-Barre.
- Sept. 12** Recalled **RHP Clarke Schmidt** from Triple-A Scranton/Wilkes-Barre.
- Sept. 13** Following the game, optioned **RHP Clarke Schmidt** to Triple-A Scranton/Wilkes-Barre...**RHP Sal Romano** elected free agency in lieu of accepting an outright assignment.
- Sept. 14** Signed **RHP Sal Romano** to a Major League Contract...designated **RHP Brooks Kriske** for assignment.
- Sept. 17** Placed **RHP Sal Romano** on the 10-day injured list (retroactive to 9/15) with a right index finger sprain...recalled **RHP Clarke Schmidt** from Triple-A Scranton/Wilkes-Barre.
- Sept. 18** Following the game, optioned **RHP Luis Gil** to Triple-A Scranton/Wilkes-Barre.
- Sept. 19** Recalled **OF Estevan Florial** from Triple-A Scranton/Wilkes-Barre...following the game, optioned **RHP Clarke Schmidt** to Triple-A Scranton/Wilkes-Barre.
- Sept. 20** Reinstated **RHP Luis Severino** from the 60-day injured list...released **RHP Sal Romano** from the roster.
- Sept. 21** Following the game, the Yankees optioned **OF Estevan Florial** to Triple-A Scranton/Wilkes-Barre.
- Sept. 22** Returned from rehab and reinstated **RHP Domingo Germán** from the 10-day injured list.
- Sept. 26** Following the game, optioned **RHP Albert Abreu** to Triple-A Scranton/Wilkes-Barre.
- Sept. 27** Returned from rehab and reinstated **RHP Jameson Taillon** from the 10-day injured list.
- Sept. 29** Reinstated **RHP Jonathan Loáisiga** from the 10-day injured list...optioned **LHP Andrew Heaney** to the Florida Complex League.
- Sept. 30** Placed **INF Luke Voit** on the the 10-day injured list with left knee inflammation...recalled **RHP Albert Abreu** from Triple-A Scranton/Wilkes-Barre.
- Oct. 2** Optioned **RHP Albert Abreu** to Triple-A Scranton/Wilkes-Barre...recalled **INF Andrew Velazquez** from Triple-A Scranton/Wilkes-Barre.
- Oct. 3** Placed **INF DJ LeMahieu** on the 10-day injured list (retroactive to 10/1) with a right sports hernia...recalled **RHP Luis Gil** from Triple-A Scranton/Wilkes-Barre...transferred **INF Luke Voit** to the 60-day injured list...selected **RHP Brody Koerner** and optioned him to Triple-A Scranton/Wilkes-Barre.

## Ejections

### Manager (6x)

|             |                        |
|-------------|------------------------|
| Aaron Boone | 9/5 vs. BAL (Nelson)   |
|             | 8/26 at OAK (Tichenor) |
|             | 8/9 at KC (Hoberg)     |
|             | 6/19 vs. OAK (Barber)  |
|             | 6/3 vs. TB (Whitson)   |
|             | 4/26 at BAL (Gibson)   |

### Coaches (3x)

|                |                       |
|----------------|-----------------------|
| Matt Blake     | 9/8 vs. TOR (Moscoso) |
| Carlos Mendoza | 6/6 vs. BOS (Miller)  |
| Phil Nevin     | 6/6 vs. BOS (Morales) |

### Players (2x)

|                |                       |
|----------------|-----------------------|
| Gleyber Torres | 7/30 at MIA (Bellino) |
| Clint Frazier  | 5/12 at TB (Miller)   |

### Date/Opp. (Umpire)

|                       |
|-----------------------|
| 9/8 vs. TOR (Moscoso) |
| 6/6 vs. BOS (Miller)  |
| 6/6 vs. BOS (Morales) |

### Date/Opp. (Umpire)

|                       |
|-----------------------|
| 7/30 at MIA (Bellino) |
| 5/12 at TB (Miller)   |

## 2021 Replay Statistics

### REPLAY CHALLENGES (90x in 2021)

|            |  |
|------------|--|
| NY Yankees | Challenges: 33 (14 overturned, 5 confirmed, 14 stand)        |
| Opp.       | Challenges: 45 (24 overturned, 6 confirmed, 15 stand)        |
| Umpires    | 12 (2 overt'd, 7 conf'd, 3 stand, 0 rec. keeping)            |
| 2020 (33): | NY Yankees (9: 5-1-3) / Opp. (20: 8-4-8) / Umps (4: 1-2-0-1) |



# 2021 Highs and Lows

## CLUB GENERAL

|   |   |
|---|---|
| Longest Winning Streak                  | 13 (8/14-27)  |
| Longest Winning Streak, Home / Road     | 8 (8/16-9/3) / 6 (8/14-27)                          |
| Longest Losing Streak                   | 7 (9/4-10)  |
| Longest Losing Streak, Home / Road      | 6 (9/4-9) / 4 (8/28-31)                             |
| Longest Game, Time, 9 inn. / All Games  | 4:06 (9/12 at NYM) / 4:52 (8/9 at KC, 11 inn.)      |
| Longest Game, Innings                   | 11 inn., 6x (last: 9/3 vs. BAL)                     |
| Shortest Game, Time, 9 inn. / All Games | 2:14 (5/2 vs. DET) / 2:11 (5/27 vs. TOR-G1, 7 inn.) |
| Largest Margin of Victory               | 12 (8/3 vs. BAL)                                    |
| Largest Margin of Defeat                | 14 (7/29 at TB)                                     |
| Largest Deficit Overcome in a Win       | 5 (9/13 vs. MIN)                                    |
| Highest Paid Attendance, Home / Road    | 43,180 (8/6 vs. SEA) / 43,144 (9/11 at NYM)         |

## TEAM BATTING

|                                     |   |
|-------------------------------------|---|
| Most Runs, Game / Inning            | 13 (8/3 vs. BAL) / 7 (6/30 vs. LAA, 1st inn.) |
| Most Hits, 9 inn. / All Games       | 18 (7/6 at SEA) / Same                        |
| Most Home Runs, All Games           | 5, 4x (last: 9/30 at TOR)                     |
| Shut Out                            | 8 (last: 9/6 vs. TOR)                         |
| Fewest Hits, All Games              | 1 (7/8 at SEA)                                |
| Most Strikeouts, 9 inn. / All Games | 16 (8/15 at CWS) / 17 (5/8 vs. WAS)           |
| Hitting Streak, 2021                | LeMahieu (13G, 6/17-30)                       |
| Walk-off Wins                       | 11 (last: 10/3 vs. TB)                        |

## TEAM PITCHING

|                                       |   |
|---------------------------------------|---|
| Most Runs Allowed, Game / Inning      | 14 (7/29 at TB) / 10 (7/29 at TB, 6th inn.) |
| Most Hits Allowed, 9 inn. / All Games | 19 (10/2 vs. TB) / Same                     |
| Fewest Hits Allowed, Game             | 0 (5/19 at TEX)                             |
| Most Strikeouts, 9 inn. / All Games   | 18 (4/30 vs. DET) / Same                    |
| Shutouts                              | 13 (last: 10/3 vs. TB)                      |
| Complete Games                        | 3 (5/19 at TEX, 7/10 at HOU, 7/17 vs. BOS)  |
| Walk-Off Losses                       | 9 (last: 9/16 at BAL)                       |

## 2021 INDIVIDUAL

**BATTING:** Runs- 3, 9x (last: Gallo, 9/17 vs. CLE); Hits- 5 (Voit, 7/6 at SEA); Doubles- 2, 9x (last: LeMahieu, 8/14 at CHW); Triples- 1, 12x (last: Urshela, 10/2 vs. TB); HR- 2, 13x (last: Judge, 9/30 at TOR); RBI- 6 (Sánchez, 9/5 vs. BAL); BB- 4, (LeMahieu, 7/11 at HOU); SB- 2, 5x (last: Wade, 9/22 vs. TEX).

**PITCHING:** IP in Start- 9.0, 2x (Cole, 7/10 at HOU; Kluber, 5/19 at TEX); IP in Relief- 6.0 (King, 4/4 vs. TOR); Hits- 10, 2x (Cole, 9/19 vs. CLE; Germán, 6/13 at PHI); Runs- 8 (Cole, 7/29 at TB); ER- 7, 5x (last: Montgomery, 10/2 vs. TB); BB- 7 (Gil, 9/8 vs. TOR); K- 15 (Cole, 9/1 at LAA); HR- 4 (Heaney, 8/2 vs. BAL); Pitches- 129 (Cole, 7/10 at HOU).

**FIELDING:** Errors- 2, 5x (Urshela, 8/29 at OAK; Higashioka, 8/10 at KC; Odor, 7/24 at BOS; Torres, 5/30 at DET; Odor, 4/16 vs. TB).

# 2021 MLB Award Winners

## AL Player of the Week (4)

**RHP Corey Kluber** (4/26-5/2): 2-0, 0.61 ERA, 2GS, 14.2IP, 1ER, 3BB, 15K, .157 OBA

**Aaron Judge** (5/10-16): 6G, .571/.640/1.333 (12-for-21), 8R, 1 double, 5HR, 6RBI, 3BB, 1HP

**RHP Corey Kluber** (5/17-23): 1-0, 0.00 ERA, 1GS, 9.0IP, 0R, 1BB, 9K, .000 OBA

**Luke Voit** (8/16-22): 6G, .476/.522/.905 (10-for-21), 5R, 3 doubles, 2HR, 11RBI, 1BB, 1HP

**Giancarlo Stanton** (9/20-26): 6G, .409/.440/1.000 (9-for-22), 4R, 1 double, 4HR, 13RBI, 2BB, 15F

## AL Pitcher of the Month (2)

**RHP Gerrit Cole** (April): 4-1, 1.43 ERA, 6GS, 37.2IP, 7R/6ER, 3BB, 62K, 1HR, .178 OBA

**RHP Jameson Taillon** (July): 4-0, 1.16 ERA, 5GS, 31.0IP, 6R/4ER, 10BB, 25K, 2HR, .182 OBA







## 2021 Batting with Runners in Scoring Position

| Player            | AVG         | PA          | AB          | H          | 2B        | 3B       | HR        | RBI        | TB         | BB         | IBB       | SO         | SH       | SF        | HP        | GIDP      | OBP         | SLG         | OPS         |
|-------------------|-------------|-------------|-------------|------------|-----------|----------|-----------|------------|------------|------------|-----------|------------|----------|-----------|-----------|-----------|-------------|-------------|-------------|
| Greg Allen        | .000        | 10          | 5           | 0          | 0         | 0        | 0         | 1          | 0          | 2          | 0         | 4          | 0        | 1         | 2         | 0         | .400        | .000        | .400        |
| Miguel Andújar    | .107        | 30          | 28          | 3          | 1         | 0        | 0         | 5          | 4          | 1          | 0         | 7          | 0        | 1         | 0         | 3         | .133        | .143        | .276        |
| Rob Brantley      | .000        | 9           | 9           | 0          | 0         | 0        | 0         | 0          | 0          | 0          | 0         | 3          | 0        | 0         | 0         | 0         | .000        | .000        | .000        |
| Jay Bruce         | .167        | 6           | 6           | 1          | 0         | 0        | 0         | 2          | 1          | 0          | 0         | 3          | 0        | 0         | 0         | 0         | .167        | .167        | .333        |
| Jonathan Davis    | .118        | 22          | 17          | 2          | 0         | 0        | 0         | 3          | 2          | 3          | 0         | 5          | 0        | 1         | 1         | 0         | .273        | .118        | .390        |
| Estevan Florial   | .000        | 6           | 5           | 0          | 0         | 0        | 0         | 1          | 0          | 1          | 0         | 2          | 0        | 0         | 0         | 0         | .167        | .000        | .167        |
| Mike Ford         | .083        | 19          | 12          | 1          | 0         | 0        | 0         | 2          | 1          | 7          | 1         | 5          | 0        | 0         | 0         | 1         | .421        | .083        | .504        |
| Clint Frazier     | .171        | 54          | 41          | 7          | 2         | 0        | 1         | 10         | 12         | 11         | 0         | 11         | 0        | 0         | 2         | 3         | .370        | .293        | .663        |
| Joey Gallo        | .162        | 147         | 111         | 18         | 0         | 0        | 9         | 38         | 45         | 34         | 5         | 54         | 0        | 1         | 1         | 2         | .361        | .405        | .766        |
| Brett Gardner     | .200        | 100         | 80          | 16         | 2         | 0        | 2         | 27         | 24         | 8          | 0         | 19         | 5        | 6         | 1         | 1         | .263        | .300        | .563        |
| Chris Gittens     | .100        | 12          | 10          | 1          | 0         | 0        | 0         | 4          | 1          | 1          | 0         | 6          | 0        | 1         | 0         | 0         | .167        | .100        | .267        |
| Aaron Hicks       | .200        | 28          | 20          | 4          | 0         | 0        | 0         | 7          | 4          | 5          | 0         | 5          | 0        | 2         | 1         | 1         | .357        | .200        | .557        |
| Kyle Higashioka   | .229        | 54          | 48          | 11         | 5         | 0        | 2         | 18         | 22         | 5          | 0         | 17         | 0        | 1         | 0         | 0         | .296        | .458        | .755        |
| Aaron Judge       | .331        | 146         | 118         | 39         | 6         | 0        | 7         | 56         | 66         | 22         | 2         | 35         | 0        | 5         | 1         | 6         | .425        | .559        | .984        |
| Ryan LaMarre      | .143        | 9           | 7           | 1          | 0         | 0        | 0         | 1          | 1          | 1          | 0         | 1          | 0        | 0         | 1         | 0         | .333        | .143        | .476        |
| DJ LeMahieu       | .270        | 143         | 122         | 33         | 5         | 0        | 2         | 45         | 44         | 16         | 2         | 15         | 0        | 5         | 0         | 6         | .343        | .361        | .703        |
| Tim Locastro      | .000        | 6           | 5           | 0          | 0         | 0        | 0         | 1          | 0          | 0          | 0         | 3          | 0        | 1         | 0         | 0         | .000        | .000        | .000        |
| Rougned Odor      | .219        | 84          | 73          | 16         | 2         | 0        | 1         | 18         | 21         | 8          | 2         | 24         | 1        | 0         | 2         | 0         | .313        | .288        | .601        |
| Hoy Park          | .000        | 1           | 1           | 0          | 0         | 0        | 0         | 0          | 0          | 0          | 0         | 0          | 0        | 0         | 0         | 0         | .000        | .000        | .000        |
| Anthony Rizzo     | .306        | 42          | 36          | 11         | 2         | 0        | 0         | 12         | 13         | 1          | 0         | 6          | 0        | 2         | 3         | 1         | .357        | .361        | .718        |
| Gary Sánchez      | .239        | 101         | 88          | 21         | 5         | 0        | 5         | 31         | 41         | 12         | 3         | 28         | 0        | 0         | 1         | 7         | .337        | .466        | .802        |
| Giancarlo Stanton | .273        | 139         | 121         | 33         | 5         | 0        | 10        | 63         | 68         | 12         | 1         | 29         | 0        | 3         | 3         | 13        | .345        | .562        | .907        |
| Mike Tauchman     | .333        | 4           | 3           | 1          | 0         | 0        | 0         | 1          | 0          | 0          | 1         | 1          | 0        | 0         | 0         | 0         | .333        | .333        | .667        |
| Gleyber Torres    | .274        | 114         | 95          | 26         | 4         | 0        | 0         | 37         | 30         | 14         | 1         | 19         | 1        | 4         | 0         | 4         | .354        | .316        | .670        |
| Gio Urshela       | .250        | 98          | 92          | 23         | 3         | 0        | 3         | 30         | 35         | 5          | 0         | 25         | 0        | 1         | 0         | 6         | .286        | .380        | .666        |
| Andrew Velazquez  | .200        | 16          | 15          | 3          | 0         | 0        | 0         | 5          | 3          | 1          | 0         | 6          | 0        | 0         | 0         | 1         | .250        | .200        | .450        |
| Luke Voit         | .283        | 61          | 53          | 15         | 4         | 0        | 1         | 24         | 22         | 6          | 0         | 14         | 0        | 0         | 2         | 3         | .377        | .415        | .792        |
| Tyler Wade        | .304        | 29          | 23          | 7          | 1         | 0        | 0         | 4          | 8          | 6          | 1         | 8          | 0        | 0         | 0         | 1         | .448        | .348        | .796        |
| Nestor Cortes     | .000        | 1           | 1           | 0          | 0         | 0        | 0         | 0          | 0          | 0          | 0         | 0          | 0        | 0         | 0         | 0         | .000        | .000        | .000        |
| Domingo Germán    | .000        | 1           | 1           | 0          | 0         | 0        | 0         | 0          | 0          | 0          | 0         | 1          | 0        | 0         | 0         | 0         | .000        | .000        | .000        |
| Jordan Montgomery | .000        | 2           | 2           | 0          | 0         | 0        | 0         | 0          | 0          | 0          | 0         | 2          | 0        | 0         | 0         | 0         | .000        | .000        | .000        |
| <b>TOTALS</b>     | <b>.238</b> | <b>1383</b> | <b>1166</b> | <b>277</b> | <b>47</b> | <b>0</b> | <b>36</b> | <b>412</b> | <b>432</b> | <b>156</b> | <b>14</b> | <b>326</b> | <b>8</b> | <b>34</b> | <b>19</b> | <b>59</b> | <b>.279</b> | <b>.370</b> | <b>.699</b> |

## 2021 Pinch Hitting

| Player            | AVG         | PA        | AB        | H         | 2B       | 3B       | HR       | RBI       | TB        | BB        | IBB      | SO        | SH       | SF       | HP       | GIDP     | OBP         | SLG         | OPS         |
|-------------------|-------------|-----------|-----------|-----------|----------|----------|----------|-----------|-----------|-----------|----------|-----------|----------|----------|----------|----------|-------------|-------------|-------------|
| Greg Allen        | .500        | 2         | 2         | 1         | 0        | 0        | 0        | 0         | 1         | 0         | 0        | 1         | 0        | 0        | 0        | 0        | .500        | .500        | 1.000       |
| Miguel Andújar    | .500        | 2         | 2         | 1         | 0        | 0        | 0        | 0         | 1         | 0         | 0        | 0         | 0        | 0        | 0        | 0        | .500        | .500        | 1.000       |
| Rob Brantley      | .000        | 1         | 1         | 0         | 0        | 0        | 0        | 0         | 0         | 0         | 0        | 0         | 0        | 0        | 0        | 0        | .000        | .000        | .000        |
| Jonathan Davis    | .000        | 3         | 3         | 0         | 0        | 0        | 0        | 0         | 0         | 0         | 0        | 1         | 0        | 0        | 0        | 0        | .000        | .000        | .000        |
| Estevan Florial   | .000        | 1         | 1         | 0         | 0        | 0        | 0        | 0         | 0         | 0         | 0        | 1         | 0        | 0        | 0        | 0        | .000        | .000        | .000        |
| Mike Ford         | .000        | 2         | 1         | 0         | 0        | 0        | 0        | 0         | 0         | 1         | 0        | 1         | 0        | 0        | 0        | 0        | .500        | .000        | .500        |
| Clint Frazier     | .286        | 9         | 7         | 2         | 1        | 0        | 0        | 1         | 3         | 2         | 0        | 3         | 0        | 0        | 0        | 1        | .444        | .429        | .873        |
| Brett Gardner     | .000        | 6         | 5         | 0         | 0        | 0        | 0        | 0         | 0         | 1         | 0        | 1         | 0        | 0        | 0        | 0        | .167        | .000        | .167        |
| Chris Gittens     | .250        | 6         | 4         | 1         | 0        | 0        | 0        | 2         | 1         | 2         | 0        | 3         | 0        | 0        | 0        | 0        | .500        | .250        | .750        |
| Aaron Hicks       | .000        | 2         | 1         | 0         | 0        | 0        | 0        | 0         | 0         | 1         | 0        | 1         | 0        | 0        | 0        | 0        | .500        | .000        | .500        |
| Kyle Higashioka   | .500        | 2         | 2         | 1         | 1        | 0        | 0        | 1         | 2         | 0         | 0        | 1         | 0        | 0        | 0        | 0        | .500        | 1.000       | 1.500       |
| Aaron Judge       | .333        | 4         | 3         | 1         | 0        | 0        | 0        | 1         | 1         | 1         | 0        | 2         | 0        | 0        | 0        | 0        | .500        | .333        | .833        |
| Ryan LaMarre      | 1.000       | 1         | 1         | 1         | 0        | 0        | 0        | 1         | 1         | 0         | 0        | 0         | 0        | 0        | 0        | 0        | 1.000       | 1.000       | 2.000       |
| DJ LeMahieu       | .500        | 2         | 2         | 1         | 0        | 0        | 0        | 0         | 1         | 0         | 0        | 1         | 0        | 0        | 0        | 0        | .500        | .500        | 1.000       |
| Rougned Odor      | .000        | 9         | 9         | 0         | 0        | 0        | 0        | 0         | 0         | 0         | 0        | 3         | 0        | 0        | 0        | 0        | .000        | .000        | .000        |
| Hoy Park          | .000        | 1         | 1         | 0         | 0        | 0        | 0        | 0         | 0         | 0         | 0        | 0         | 0        | 0        | 0        | 0        | .000        | .000        | .000        |
| Anthony Rizzo     | .000        | 2         | 1         | 0         | 0        | 0        | 0        | 0         | 0         | 1         | 0        | 0         | 0        | 0        | 0        | 0        | .500        | .000        | .500        |
| Gary Sánchez      | .125        | 11        | 8         | 1         | 0        | 0        | 1        | 2         | 4         | 3         | 0        | 2         | 0        | 0        | 0        | 0        | .364        | .500        | .864        |
| Giancarlo Stanton | .200        | 5         | 5         | 1         | 0        | 0        | 0        | 1         | 1         | 0         | 0        | 1         | 0        | 0        | 0        | 0        | .200        | .200        | .400        |
| Gleyber Torres    | .500        | 4         | 2         | 1         | 0        | 0        | 0        | 1         | 1         | 2         | 0        | 0         | 0        | 0        | 0        | 0        | .750        | .500        | 1.250       |
| Gio Urshela       | .500        | 6         | 6         | 3         | 0        | 0        | 1        | 4         | 6         | 0         | 0        | 1         | 0        | 0        | 0        | 0        | .500        | 1.000       | 1.500       |
| Luke Voit         | .182        | 13        | 11        | 2         | 0        | 0        | 1        | 1         | 5         | 2         | 0        | 6         | 0        | 0        | 0        | 1        | .308        | .455        | .762        |
| Tyler Wade        | .000        | 2         | 2         | 0         | 0        | 0        | 0        | 0         | 0         | 0         | 0        | 1         | 0        | 0        | 0        | 0        | .000        | .000        | .000        |
| <b>TOTALS</b>     | <b>.218</b> | <b>94</b> | <b>78</b> | <b>17</b> | <b>2</b> | <b>0</b> | <b>3</b> | <b>15</b> | <b>28</b> | <b>16</b> | <b>0</b> | <b>29</b> | <b>0</b> | <b>0</b> | <b>0</b> | <b>2</b> | <b>.351</b> | <b>.359</b> | <b>.710</b> |



# 2021 Home Runs

| 2021 YANKEES HOME RUNS   |                                   |
|--|-----------------------------------|
| <b>1st-INNING LEADOFF HRs</b><br>1x in 2021 / 5x in 2020   |                                   |
| <b>Player</b>  | <b>Date/Opp. (Pitcher)</b>        |
| LeMahieu   | 5/7 vs. WAS (Corbin)              |
| <b>PINCH-HIT HRs</b><br>3x in 2021 / 1x in 2020  |                                   |
| <b>Player</b>  | <b>Date/Opp. (Pitcher)</b>        |
| Voit   | 9/9 vs. TOR (Pearson)             |
| Sánchez  | 6/16 at TOR (Stripling)           |
| Urshela  | 5/14 at BAL (Lakins Sr.)          |
| <b>WALK-OFF HRs</b><br>1x in 2021 / 0x in 2020   |                                   |
| <b>Player</b>  | <b>Date/Opp. (Pitcher)</b>        |
| Frazier  | 6/1 vs. TB (Kittredge)            |
| <b>GRAND SLAMS</b><br>4x in 2021 / 3x in 2020  |                                   |
| <b>Player</b>  | <b>Date/Opp. (Pitcher)</b>        |
| Stanton  | 9/25 vs. BOS (Hernández)          |
| Sánchez  | 9/5 vs. BAL (Akin)                |
| Judge  | 4/30 vs. DET (Farmer)             |
| Stanton  | 4/5 vs. BAL (Armstrong)           |
| <b>INSIDE-THE-PARK HRs</b><br>0x in 2021 / 0x in 2020  |                                   |
| <b>Player</b>  | <b>Date/Opp. (Pitcher)</b>        |
| None in 2021   |                                   |
| <i>Last: Hicks, 5/19/18 at KC (off Duffy)</i>  |                                   |
| <b>MULTI-HR GAMES</b><br>13x in 2021 / 7x in 2020  |                                   |
| <b>Player</b>  | <b>Date/Opp. (Pitcher)</b>        |
| Judge  | 2HR, 9/30 at TOR (Ray, 2x)        |
| Gallo  | 2HR, 9/17 vs. CLE (Plesac/Mejia)  |
| Judge  | 2HR, 9/11 at NYM (Walker/May)     |
| Sánchez  | 2HR, 9/5 vs. BAL (Akin/Diplán)    |
| Gallo  | 2HR, 8/14 at CWS (Cease/Hendriks) |
| Judge  | 2HR, 8/12 at CWS (Lynn/Hendriks)  |
| Stanton  | 2HR, 6/9 at MIN (Dobnak, 2x)      |
| Judge  | 2HR, 5/14 at BAL (Kremer, 2x)     |
| LeMahieu   | 2HR, 5/7 vs. WAS (Corbin, 2x)     |
| Judge  | 2HR, 4/30 vs. DET (Skubal/Farmer) |
| Stanton  | 2HR, 4/23 at CLE (Allen/Stephan)  |
| Judge  | 2HR, 4/14 at TOR (Zeuch, 2x)      |
| Higashioka   | 2HR, 4/12 at TOR (Ray/Borucki)    |
| <b>MULTI-HR INNING (TEAM) / *BACK-TO-BACK HRs</b><br>16x/8x in 2021 / 10x/5x in 2020   |                                   |
| <b>Players</b>   | <b>Date/Opp. (Inning)</b>         |
| (Rizzo/Judge*) Torres  | 9/30 at TOR (6th inning)          |
| Stanton/Gallo*   | 9/17 vs. CLE (8th inning)         |
| Stanton/Voit*  | 9/14 at BAL (3rd inning)          |
| Higashioka (Gardner/Judge*)  | 9/11 at NYM (2nd inning)          |
| Sánchez/Voit*  | 9/9 vs. TOR (9th inning)          |
| Stanton/Voit   | 8/27 at OAK (4th inning)          |
| Stanton/Gardner  | 8/26 at OAK (2nd inning)          |
| Judge/Stanton  | 8/12 at CWS (9th inning)          |
| Sánchez/Torres*  | 7/17 vs. BOS (6th inning)         |
| Stanton/Andújar  | 6/9 at MIN (5th inning)           |
| Sánchez/Andújar  | 6/8 at MIN (9th inning)           |
| Sánchez/Frazier*   | 5/16 at BAL (1st inning)          |
| Judge/Hicks  | 4/30 vs. DET (3rd inning)         |
| Hicks/Odor*  | 4/25 at CLE (4th inning)          |
| Hicks/Odor   | 4/24 at CLE (5th inning)          |
| Hicks/Odor   | 4/23 at CLE (2nd inning)          |
| <i>Last b2b2b: Gardner/LeMahieu/Voit, 9/17/20 vs. TOR (4th inn.)</i><br><i>Last multi-HR inn., indiv.: A. Rodriguez, 10/4/09 at TB (2HR in 6th)</i>  |                                   |
| <b>RUNS VIA HR / RUNNERS ON BASE</b>   |                                   |
| <b>HRs:</b> 222 / <b>Runs:</b> 711 / <b>Runs via HR:</b> 338 (47.6%)   |                                   |
| <b>Solo (136):</b> Andújar (6), Bruce (1), Florial (1), Ford (3), Frazier (3), Gallo (8), Gardner (7), Gittens (1), Hicks (3), Gallo (8), Higashioka (5), Judge (23), LaMarre (1), LeMahieu (5), Locastro (1), Odor (8), Rizzo (7), Sánchez (14), Stanton (17), Torres (6), Urshela (6), Velazquez (1), Voit (9) |                                   |
| <b>2-Run (60):</b> Frazier (2), Gallo (3), Gardner (1), Hicks (1), Higashioka (5), Judge (10), LaMarre (1), LeMahieu (4), Odor (6), Rizzo (1), Sánchez (6), Stanton (10), Torres (3), Urshela (5), Voit (2)  |                                   |
| <b>3-Run (22):</b> Gallo (2), Gardner (2), Judge (5), LeMahieu (1), Odor (1), Sánchez (2), Stanton (6), Urshela (3)  |                                   |
| <b>Grand Slams (4):</b> Judge (1), Sánchez (1), Stanton (2)  |                                   |
| 2020: HRs: 94 / Runs: 315 / Runs via HR: 156 (49.5%)<br>2020: Solo (50) / 2R (29) / 3R (12) / GS (3)   |                                   |

| MOST RECENT HOME RUNS BY PLAYERS ON 40-MAN ROSTER AT SEASON'S END |                                 |               |                             |
|---|---------------------------------|---------------|-----------------------------|
| <b>Player</b>   | <b>Date/Opp. (Pitcher)</b>      | <b>Player</b> | <b>Date/Opp. (Pitcher)</b>  |
| Andújar   | 6/29/21 vs. LAA (Heaney)        | Locastro      | 7/11/21 at HOU (Valdez)     |
| Florial   | 7/20/21 vs. PHI (De Los Santos) | Odor          | 8/24/21 at ATL (Martin)     |
| Frazier   | 6/1/21 vs. TB (Kittredge)       | Rizzo         | 10/2/21 vs. TB (Baz)        |
| Gallo   | 9/21/21 vs. TEX (Allard)        | Sánchez       | 9/22/21 vs. TEX (Patton)    |
| Gardner   | 9/30/21 at TOR (Merryweather)   | Stanton       | 9/28/21 at TOR (Richards)   |
| Gittens   | 6/15/21 at TOR (Ryu)            | Torres        | 9/30/21 at TOR (Ray)        |
| Hicks   | 4/30/21 vs. DET (Skubal)        | Urshela       | 9/28/21 at TOR (Castro)     |
| Higashioka  | 9/11/21 at NYM (Walker)         | Velazquez     | 8/21/21 vs. MIN (Garza Jr.) |
| Judge   | 2HR, 9/30/21 at TOR (Ray)       | Voit          | 9/18/21 vs. CLE (Garza)     |
| LeMahieu  | 9/14/21 at BAL (Watkins)        | Wade          | 9/26/20 vs. Miami (Stanek)  |



# 2021 Fielding Statistics

| PITCHER       | PCT         | G          | GS         | INN           | TC         | PO        | A          | E        | DP       |
|---------------|-------------|------------|------------|---------------|------------|-----------|------------|----------|----------|
| King          | 1.000       | 22         | 6          | 63.1          | 10         | 3         | 7          | 0        | 0        |
| Abreu         | 1.000       | 28         | 0          | 36.2          | 9          | 6         | 3          | 0        | 0        |
| Britton       | 1.000       | 22         | 0          | 18.1          | 3          | 0         | 3          | 0        | 2        |
| Cessa         | 1.000       | 29         | 0          | 38.1          | 7          | 4         | 3          | 0        | 0        |
| Chapman       | .500        | 61         | 0          | 56.1          | 6          | 0         | 3          | 3        | 0        |
| Cole          | 1.000       | 30         | 30         | 181.1         | 21         | 10        | 11         | 0        | 1        |
| Cortes        | 1.000       | 22         | 14         | 93.0          | 7          | 3         | 4          | 0        | 1        |
| García        | -           | 2          | 2          | 8.1           | 0          | 0         | 0          | 0        | 0        |
| Germán        | .800        | 22         | 18         | 98.1          | 10         | 2         | 6          | 2        | 0        |
| Gil           | 1.000       | 6          | 6          | 29.1          | 2          | 0         | 2          | 0        | 0        |
| Green         | 1.000       | 67         | 0          | 83.2          | 5          | 1         | 4          | 0        | 0        |
| Heaney        | 1.000       | 12         | 5          | 35.2          | 7          | 4         | 3          | 0        | 0        |
| Holmes        | 1.000       | 25         | 0          | 28.0          | 6          | 2         | 4          | 0        | 0        |
| Kluber        | .900        | 16         | 16         | 80.0          | 10         | 4         | 5          | 1        | 0        |
| Koerner       | 1.000       | 2          | 0          | 3.0           | 1          | 0         | 1          | 0        | 0        |
| Kriske        | 1.000       | 8          | 0          | 7.2           | 2          | 0         | 2          | 0        | 0        |
| Loáisiga      | .938        | 57         | 0          | 70.2          | 16         | 4         | 11         | 1        | 0        |
| Luetge        | 1.000       | 57         | 1          | 72.1          | 8          | 3         | 5          | 0        | 1        |
| Montgomery    | .952        | 30         | 30         | 157.1         | 21         | 2         | 18         | 1        | 0        |
| Nelson        | 1.000       | 11         | 2          | 14.1          | 1          | 0         | 1          | 0        | 0        |
| O'Day         | 1.000       | 12         | 0          | 10.2          | 1          | 0         | 1          | 0        | 0        |
| Peralta       | 1.000       | 46         | 1          | 42.2          | 10         | 2         | 8          | 0        | 1        |
| Ridings       | .500        | 5          | 0          | 5.0           | 2          | 1         | 0          | 1        | 0        |
| Rodriguez     | 1.000       | 21         | 0          | 19.0          | 7          | 1         | 6          | 0        | 1        |
| Romano        | 1.000       | 4          | 0          | 3.1           | 1          | 0         | 1          | 0        | 0        |
| Schmidt       | 1.000       | 2          | 1          | 6.1           | 1          | 0         | 1          | 0        | 0        |
| Severino      | 1.000       | 4          | 0          | 6.0           | 1          | 1         | 0          | 0        | 0        |
| Tailon        | 1.000       | 29         | 29         | 144.1         | 14         | 5         | 9          | 0        | 0        |
| Wilson        | -           | 21         | 0          | 18.0          | 0          | 0         | 0          | 0        | 0        |
| Wojciechowski | -           | 1          | 1          | 4.0           | 0          | 0         | 0          | 0        | 0        |
| <b>Totals</b> | <b>.952</b> | <b>162</b> | <b>162</b> | <b>1435.1</b> | <b>189</b> | <b>58</b> | <b>122</b> | <b>9</b> | <b>0</b> |

| FIRST BASE    | PCT         | G          | GS         | INN           | TC          | PO          | A         | E        | DP         |
|---------------|-------------|------------|------------|---------------|-------------|-------------|-----------|----------|------------|
| Andujar       | 1.000       | 2          | 2          | 17.0          | 21          | 21          | 0         | 0        | 2          |
| Brantly       | 1.000       | 1          | 1          | 9.0           | 4           | 4           | 0         | 0        | 1          |
| Bruce         | 1.000       | 10         | 10         | 84.0          | 57          | 55          | 2         | 0        | 5          |
| Ford          | 1.000       | 21         | 18         | 156.2         | 139         | 130         | 9         | 0        | 19         |
| Gittens       | 1.000       | 13         | 10         | 89.0          | 83          | 79          | 4         | 0        | 4          |
| LeMahieu      | .997        | 55         | 33         | 321.0         | 300         | 286         | 13        | 1        | 21         |
| Rizzo         | .991        | 47         | 46         | 414.1         | 335         | 308         | 24        | 3        | 30         |
| Voit          | .983        | 42         | 42         | 344.1         | 297         | 277         | 15        | 5        | 21         |
| <b>Totals</b> | <b>.993</b> | <b>162</b> | <b>162</b> | <b>1435.1</b> | <b>1236</b> | <b>1160</b> | <b>67</b> | <b>9</b> | <b>103</b> |

| SECOND BASE   | PCT         | G          | GS         | INN           | TC         | PO         | A          | E         | DP        |
|---------------|-------------|------------|------------|---------------|------------|------------|------------|-----------|-----------|
| LeMahieu      | .993        | 83         | 77         | 663.0         | 275        | 117        | 156        | 2         | 48        |
| Odor          | .962        | 74         | 60         | 539.2         | 238        | 89         | 140        | 9         | 29        |
| Torres        | .986        | 19         | 19         | 169.1         | 73         | 33         | 39         | 1         | 11        |
| Wade          | .951        | 19         | 6          | 63.1          | 41         | 22         | 17         | 2         | 8         |
| <b>Totals</b> | <b>.978</b> | <b>162</b> | <b>162</b> | <b>1435.1</b> | <b>627</b> | <b>261</b> | <b>352</b> | <b>14</b> | <b>96</b> |

| SHORTSTOP     | PCT         | G          | GS         | INN           | TC         | PO         | A          | E         | DP        |
|---------------|-------------|------------|------------|---------------|------------|------------|------------|-----------|-----------|
| Torres        | .952        | 108        | 104        | 915.2         | 374        | 120        | 236        | 18        | 36        |
| Urshela       | .970        | 28         | 24         | 200.0         | 67         | 23         | 42         | 2         | 6         |
| Velazquez     | .963        | 28         | 20         | 180.1         | 82         | 25         | 54         | 3         | 5         |
| Wade          | 1.000       | 31         | 14         | 139.1         | 46         | 15         | 31         | 0         | 3         |
| <b>Totals</b> | <b>.960</b> | <b>162</b> | <b>162</b> | <b>1435.1</b> | <b>569</b> | <b>183</b> | <b>363</b> | <b>23</b> | <b>50</b> |

| THIRD BASE    | PCT         | G          | GS         | INN           | TC         | PO        | A          | E         | DP        |
|---------------|-------------|------------|------------|---------------|------------|-----------|------------|-----------|-----------|
| Andujar       | 1.000       | 4          | 3          | 27.0          | 4          | 0         | 4          | 0         | 1         |
| LeMahieu      | .930        | 39         | 36         | 299.0         | 86         | 18        | 62         | 6         | 6         |
| Odor          | .939        | 33         | 29         | 247.0         | 66         | 12        | 50         | 4         | 8         |
| Urshela       | .959        | 96         | 85         | 754.2         | 241        | 56        | 175        | 10        | 26        |
| Wade          | .939        | 27         | 9          | 107.2         | 33         | 9         | 22         | 2         | 3         |
| <b>Totals</b> | <b>.949</b> | <b>162</b> | <b>162</b> | <b>1435.1</b> | <b>430</b> | <b>95</b> | <b>313</b> | <b>22</b> | <b>44</b> |

| CATCHER       | G          | GS         | INN           | TC          | PO          | A         | E        | DP       | PCT         | SB        | CCS       | CS%         | CERA        | PB        | CPKO     | PPKO     | PCS      |
|---------------|------------|------------|---------------|-------------|-------------|-----------|----------|----------|-------------|-----------|-----------|-------------|-------------|-----------|----------|----------|----------|
| Brantly       | 5          | 4          | 36.2          | 40          | 37          | 3         | 0        | 0        | 1.000       | 3         | 2         | 40.0        | 3.19        | 0         | 0        | 0        | 0        |
| Higashioka    | 66         | 58         | 519.1         | 630         | 609         | 18        | 3        | 1        | .995        | 33        | 5         | 13.2        | 3.38        | 6         | 0        | 1        | 0        |
| Sánchez       | 110        | 100        | 879.1         | 992         | 932         | 54        | 6        | 1        | .994        | 50        | 5         | 9.1         | 3.97        | 8         | 2        | 5        | 5        |
| <b>Totals</b> | <b>162</b> | <b>162</b> | <b>1435.1</b> | <b>1662</b> | <b>1578</b> | <b>75</b> | <b>9</b> | <b>2</b> | <b>.995</b> | <b>86</b> | <b>12</b> | <b>87.8</b> | <b>3.74</b> | <b>14</b> | <b>2</b> | <b>6</b> | <b>5</b> |

| TEAM       | PCT  | G   | PO   | A    | E  | TC   | DP  |
|------------|------|-----|------|------|----|------|-----|
| NY Yankees | .983 | 162 | 4306 | 1316 | 98 | 5720 | 112 |

| LEFT FIELD    | PCT         | G          | GS         | INN           | TC         | PO         | A         | E        | DP       |
|---------------|-------------|------------|------------|---------------|------------|------------|-----------|----------|----------|
| Allen         | 1.000       | 5          | 0          | 18.1          | 4          | 4          | 0         | 0        | 0        |
| Andujar       | .985        | 37         | 37         | 306.1         | 66         | 62         | 3         | 1        | 0        |
| Davis         | -           | 2          | 0          | 3.0           | 0          | 0          | 0         | 0        | 0        |
| Frazier       | 1.000       | 37         | 30         | 254.2         | 43         | 43         | 0         | 0        | 0        |
| Gallo         | .968        | 51         | 46         | 413.2         | 95         | 87         | 5         | 3        | 0        |
| Gardner       | .980        | 35         | 21         | 223.1         | 50         | 48         | 1         | 1        | 0        |
| LaMarre       | 1.000       | 4          | 4          | 27.0          | 5          | 5          | 0         | 0        | 0        |
| Locastro      | 1.000       | 8          | 7          | 51.1          | 12         | 12         | 0         | 0        | 0        |
| Stanton       | 1.000       | 10         | 10         | 70.2          | 22         | 22         | 0         | 0        | 0        |
| Tauchman      | 1.000       | 6          | 3          | 27.0          | 7          | 7          | 0         | 0        | 0        |
| Wade          | 1.000       | 8          | 4          | 40.0          | 11         | 10         | 1         | 0        | 0        |
| <b>Totals</b> | <b>.984</b> | <b>162</b> | <b>162</b> | <b>1435.1</b> | <b>315</b> | <b>300</b> | <b>10</b> | <b>5</b> | <b>0</b> |

| CENTER FIELD  | PCT         | G          | GS         | INN           | TC         | PO         | A        | E        | DP       |
|---------------|-------------|------------|------------|---------------|------------|------------|----------|----------|----------|
| Allen         | 1.000       | 4          | 3          | 28.0          | 6          | 6          | 0        | 0        | 0        |
| Davis         | 1.000       | 8          | 5          | 44.0          | 18         | 17         | 1        | 0        | 0        |
| Florial       | 1.000       | 11         | 7          | 63.2          | 16         | 16         | 0        | 0        | 0        |
| Gardner       | 1.000       | 105        | 92         | 816.1         | 207        | 205        | 2        | 0        | 1        |
| Hicks         | .983        | 32         | 30         | 272.2         | 58         | 56         | 1        | 1        | 1        |
| Judge         | 1.000       | 23         | 21         | 158.0         | 42         | 40         | 2        | 0        | 0        |
| LaMarre       | 1.000       | 1          | 1          | 8.0           | 1          | 1          | 0        | 0        | 0        |
| Locastro      | 1.000       | 1          | 1          | 9.0           | 1          | 1          | 0        | 0        | 0        |
| Tauchman      | 1.000       | 2          | 1          | 12.0          | 5          | 5          | 0        | 0        | 0        |
| Wade          | 1.000       | 10         | 1          | 23.2          | 4          | 4          | 0        | 0        | 0        |
| <b>Totals</b> | <b>.997</b> | <b>162</b> | <b>162</b> | <b>1435.1</b> | <b>358</b> | <b>351</b> | <b>6</b> | <b>1</b> | <b>2</b> |

| RIGHT FIELD   | PCT         | G          | GS         | INN           | TC         | PO         | A        | E        | DP       |
|---------------|-------------|------------|------------|---------------|------------|------------|----------|----------|----------|
| Allen         | 1.000       | 8          | 8          | 58.2          | 18         | 18         | 0        | 0        | 0        |
| Amburgey      | 1.000       | 2          | 2          | 11.0          | 6          | 6          | 0        | 0        | 0        |
| Frazier       | .975        | 33         | 26         | 220.0         | 40         | 39         | 0        | 1        | 0        |
| Gallo         | 1.000       | 9          | 6          | 53.0          | 11         | 11         | 0        | 0        | 0        |
| Judge         | .986        | 114        | 101        | 912.0         | 217        | 206        | 8        | 3        | 2        |
| LaMarre       | .667        | 4          | 2          | 18.0          | 3          | 2          | 0        | 1        | 0        |
| Park          | 1.000       | 1          | 0          | 2.0           | 2          | 2          | 0        | 0        | 0        |
| Stanton       | .966        | 16         | 16         | 129.0         | 29         | 28         | 0        | 1        | 0        |
| Tauchman      | -           | 1          | 0          | 3.0           | 0          | 0          | 0        | 0        | 0        |
| Wade          | 1.000       | 7          | 1          | 28.2          | 8          | 8          | 0        | 0        | 0        |
| <b>Totals</b> | <b>.982</b> | <b>162</b> | <b>162</b> | <b>1435.1</b> | <b>334</b> | <b>320</b> | <b>8</b> | <b>6</b> | <b>2</b> |

| ALL OUTFIELD  | PCT         | G          | GS         | INN           | TC          | PO         | A         | E         | DP       |
|---------------|-------------|------------|------------|---------------|-------------|------------|-----------|-----------|----------|
| Allen         | 1.000       | 14         | 11         | 105.0         | 28          | 28         | 0         | 0         | 0        |
| Amburgey      | 1.000       | 2          | 2          | 11.0          | 6           | 6          | 0         | 0         | 0        |
| Andujar       | .985        | 37         | 37         | 306.1         | 66          | 62         | 3         | 1         | 0        |
| Davis         | 1.000       | 10         | 5          | 47.0          | 18          | 17         | 1         | 0         | 0        |
| Florial       | 1.000       | 11         | 7          | 63.2          | 16          | 16         | 0         | 0         | 0        |
| Frazier       | .988        | 63         | 56         | 474.2         | 84          | 82         | 1         | 1         | 0        |
| Gallo         | .972        | 55         | 52         | 466.2         | 106         | 98         | 5         | 3         | 0        |
| Gardner       | .996        | 136        | 113        | 1039.2        | 257         | 253        | 3         | 1         | 1        |
| Hicks         | .983        | 32         | 30         | 272.2         | 58          | 56         | 1         | 1         | 1        |
| Judge         | .988        | 125        | 122        | 1070.0        | 259         | 246        | 10        | 3         | 2        |
| LaMarre       | .889        | 8          | 7          | 53.0          | 9           | 8          | 0         | 1         | 0        |
| Locastro      | 1.000       | 9          | 8          | 60.1          | 13          | 13         | 0         | 0         | 0        |
| Park          | 1.000       | 1          | 0          | 2.0           | 2           | 2          | 0         | 0         | 0        |
| Stanton       | .980        | 26         | 26         | 199.2         | 51          | 50         | 0         | 1         | 0        |
| Tauchman      | 1.000       | 8          | 4          | 42.0          | 12          | 12         | 0         | 0         | 0        |
| Wade          | 1.000       | 25         | 6          | 92.1          | 23          | 22         | 1         | 0         | 0        |
| <b>Totals</b> | <b>.988</b> | <b>162</b> | <b>162</b> | <b>4306.0</b> | <b>1008</b> | <b>971</b> | <b>25</b> | <b>12</b> | <b>4</b> |

2021 SEASON SUMMARY

MANAGER, COACHES & STAFF BIOS

FULL PLAYER BIOS

ADDITIONAL PLAYER BIOS

HISTORICAL STATS & POSTSEASON RECORDS

POSTSEASON SERIES RECAPS

MINORS & 2022 SCHEDULE









# Opening Day Lineup and Roster

Of the 25\* players on the Yankees' 2021 Opening Day active roster, nine were not on the club's 2020 Opening Day 30-man roster — **P (8)**: RHP Luis Cessa, RHP Domingo Germán, RHP Corey Kluber, LHP Lucas Luetge, LHP Jordan Montgomery, RHP Nick Nelson, RHP Darren O'Day, RHP Jameson Taillon; **OF (1)**: Jay Bruce; **\*Restricted List (1)**: LHP Aroldis Chapman.  
 ▶ RHP Nick Nelson made his first career Opening Day active roster.

**2021 Lineup: April 1 vs. Toronto, 3-2 loss:** 1. LeMahieu-2B, 2. Judge-RF, 3. Hicks-CF, 4. Stanton-DH, 5. Torres-SS, 6. Urshela-3B, 7. Sánchez-C, 8. Bruce-1B, 9. Frazier-LF and Cole-SP

**2020 Lineup: July 23 at Washington, 4-1 win:** 1. Hicks-CF, 2. Judge-RF, 3. Torres-SS, 4. Stanton-DH, 5. Gardner-LF, 6. Sánchez-C, 7. Voit-1B, 8. Urshela-3B, 9. Wade-SS and Cole-SP

**2021 Opening Day Roster: P (12):** RHP Luis Cessa, RHP Gerrit Cole, RHP Domingo Germán, RHP Chad Green, RHP Michael King, RHP Corey Kluber, RHP Jonathan Loáisiga, LHP Lucas Luetge, LHP Jordan Montgomery, RHP Nick Nelson, RHP Darren O'Day, RHP Jameson Taillon; **C (2):** Kyle Higashioka, Gary Sánchez; **INF (4):** DJ LeMahieu, Gleyber Torres, Gio Urshela, Tyler Wade; **OF (7):** Jay Bruce, Clint Frazier, Brett Gardner, Aaron Hicks, Aaron Judge, Giancarlo Stanton, Mike Tauchman.

**Injured List (6):** RHP Luis Severino (right elbow UCL surgery recovery), RHP Clarke Schmidt (right elbow strain), INF Miguel Andújar (right wrist carpal tunnel syndrome), LHP Zack Britton (left elbow bone spur), INF Luke Voit (left knee medial meniscus surgery), LHP Justin Wilson (left shoulder inflammation).

## Yankees on the Injured List

In 2021: 35 players made a total of 49 appearances on the injured list. | In 2020: 16 players made a total of 18 appearances on the injured list.

| PLAYER                | INJURY                                 | ON I.L.            | OFF I.L. | TYPE     | GMS LOST |
|-----------------------|--|--------------------|----------|----------|----------|
| LHP Justin Wilson     | Left shoulder inflammation             | 3/31 (retro. 3/29) | 4/9      | 10-day   | 6        |
| INF Gio Urshela       | Side effects from COVID-19 vaccination | 4/9                | 4/10     | COVID-19 | 1        |
| INF Rougned Odor      | COVID-19                               | 4/8                | 4/10     | COVID-19 | 1        |
| INF Miguel Andújar    | Right wrist carpal tunnel syndrome     | 3/31 (retro. 3/29) | 4/25     | 10-day   | 21       |
| INF Luke Voit         | Left knee medial meniscus surgery      | 3/31 (retro. 3/29) | 5/11     | 10-day   | 34       |
| INF Rougned Odor      | Left knee sprain                       | 5/5                | 5/18     | 10-day   | 12       |
| INF Gleyber Torres    | COVID-19                               | 5/13               | 5/19     | COVID-19 | 6        |
| OF Giancarlo Stanton  | Left quad strain                       | 5/17 (retro. 5/14) | 5/28     | 10-day   | 13       |
| LHP Zack Britton      | Left elbow bone spur                   | 3/31               | 6/12     | 60-day   | 63       |
| OF Ryan LaMarre       | Right hamstring strain                 | 5/20               | 6/16     | 10-day   | 23       |
| INF Luke Voit         | Right oblique strain                   | 5/27 (retro. 5/26) | 6/22     | 10-day   | 23       |
| RHP Darren O'Day      | Right rotator cuff strain              | 5/1 (retro. 4/30)  | 6/29     | 10-day   | 53       |
| LHP Justin Wilson     | Right hamstring strain                 | 5/29               | 6/30     | 10-day   | 28       |
| LHP Wandy Peralta     | Low back strain                        | 6/26 (retro. 6/23) | 7/4      | 10-day   | 9        |
| LHP Zack Britton      | Left hamstring strain                  | 6/26               | 7/15     | 10-day   | 14       |
| RHP Jonathan Loáisiga | COVID-19                               | 7/10               | 7/23     | COVID-19 | 8        |
| LHP Nestor Cortes     | COVID-19                               | 7/15               | 7/23     | COVID-19 | 6        |
| INF Gio Urshela       | COVID-19                               | 7/16               | 7/25     | COVID-19 | 8        |
| OF Aaron Judge        | COVID-19                               | 7/16               | 7/27     | COVID-19 | 9        |
| C Kyle Higashioka     | COVID-19                               | 7/16               | 7/27     | COVID-19 | 9        |
| LHP Wandy Peralta     | COVID-19                               | 7/15               | 8/5      | COVID-19 | 18       |
| INF Luke Voit         | Left knee inflammation                 | 7/16 (retro. 7/13) | 8/8      | 10-day   | 21       |
| RHP Clarke Schmidt    | Right elbow strain                     | 3/27               | 8/11     | 60-day   | 114      |
| INF Chris Gittens     | Right ankle sprain                     | 7/25               | 8/13     | 10-day   | 18       |
| RHP Gerrit Cole       | COVID-19                               | 8/3                | 8/16     | COVID-19 | 12       |
| C Gary Sánchez        | COVID-19                               | 8/5                | 8/17     | COVID-19 | 11       |
| LHP Jordan Montgomery | COVID-19                               | 8/3                | 8/17     | COVID-19 | 13       |
| INF Anthony Rizzo     | COVID-19                               | 8/8                | 8/18     | COVID-19 | 10       |
| LHP Aroldis Chapman   | Left elbow inflammation                | 8/7 (retro. 8/6)   | 8/18     | 10-day   | 12       |
| OF Trey Amburgey      | Right hamstring strain                 | 7/20 (retro. 7/19) | 8/18     | 10-day   | 28       |
| RHP Clay Holmes       | COVID-19                               | 8/11               | 8/23     | COVID-19 | 11       |
| INF Gio Urshela       | Left hamstring strain                  | 8/3 (retro. 8/1)   | 8/26     | 10-day   | 23       |
| RHP Yoendrys Gómez    | COVID-19                               | 7/27               | 8/27     | COVID-19 | 29       |
| RHP Corey Kluber      | Right shoulder strain                  | 5/27 (retro. 5/26) | 8/30     | 60-day   | 82       |
| INF Gleyber Torres    | Left thumb sprain                      | 8/9                | 9/3      | 10-day   | 22       |
| RHP Michael King      | Right middle finger contusion          | 7/8 (retro. 7/5)   | 9/10     | 60-day   | 57       |
| RHP Luis Severino     | Right elbow UCL surgery recovery       | 2/23               | 9/20     | 60-day   | 150      |
| RHP Sal Romano*       | Right index finger sprain              | 9/17 (retro. 9/15) | (9/20)   | 10-day   | 5        |
| RHP Domingo Germán    | Right shoulder inflammation            | 8/1                | 9/22     | 10-day   | 49       |
| RHP Jameson Taillon   | Right ankle tendon injury              | 9/9 (retro. 9/7)   | 9/27     | 10-day   | 19       |
| RHP Jonathan Loáisiga | Right shoulder strain                  | 9/5                | 9/29     | 10-day   | 22       |
| OF Aaron Hicks        | Left wrist sprain                      | 5/16 (retro. 5/13) |          | 60-day   | 126      |
| OF Clint Frazier      | Vertigo                                | 7/2 (retro. 7/1)   |          | 60-day   | 82       |
| RHP Darren O'Day      | Left hamstring strain                  | 7/6                |          | 60-day   | 79       |
| INF/OF Miguel Andújar | Left wrist strain                      | 7/10 (retro. 7/7)  |          | 60-day   | 78       |
| OF Tim Lincecum       | Right ACL injury                       | 7/18               |          | 60-day   | 71       |
| LHP Zack Britton      | Left elbow sprain                      | 8/23 (retro. 8/20) |          | 60-day   | 40       |
| INF Luke Voit         | Left knee inflammation                 | 9/30               |          | 60-day   | 4        |
| INF DJ LeMahieu       | Right sports hernia                    | 10/3 (retro. 10/1) |          | 10-day   | 3        |

\*released before being reinstated



# Players Used

The Yankees used 59 players in 2021 (P-30, C-3, INF-13, OF-13)...had six players make their Major League debuts (italicized below)...a total of 26 players made their Yankees debuts (MLB debuts, plus Allen, Brantly, Bruce, Davis, Gallo, Heaney, Holmes, Kluber, LaMarre, Locastro, Luetge, O'Day, Odor, Peralta, Rizzo, Rodriguez, Romano, Taillon, Velazquez, Wojciechowski).

## CATCHERS (3)

Rob Brantly  
 Kyle Higashioka  
 Gary Sánchez

## INFIELDERS (13)

Miguel Andújar  
 Jay Bruce  
 Mike Ford  
*\*Chris Gittens*  
 DJ LeMahieu  
 Rougned Odor  
*\*Hoy Jun Park*

Anthony Rizzo  
 Gleyber Torres  
 Gio Urshela  
 Andrew Velazquez  
 Luke Voit  
 Tyler Wade

## OUTFIELDERS (13)

Greg Allen  
*\*Trey Amburgey*  
 Jonathan Davis  
 Estevan Florial  
 Clint Frazier  
 Joey Gallo  
 Brett Gardner  
 Aaron Hicks  
 Aaron Judge  
 Ryan LaMarre  
 Tim Lcastro  
 Giancarlo Stanton  
 Mike Tauchman

## LHPs (9)

Zack Britton  
 Aroldis Chapman  
 Nestor Cortes  
 Andrew Heaney  
 Lucas Luetge  
 Jordan Montgomery  
 Wandy Peralta  
 Joely Rodríguez  
 Justin Wilson

## RHPs (21)

Albert Abreu  
 Luis Cessa  
 Gerrit Cole  
*Deivi García*  
 Domingo Germán  
*\*Luis Gil*  
 Chad Green  
 Clay Holmes  
 Michael King  
 Corey Kluber  
*\*Brody Koerner*

Brooks Kriske  
 Jonathan Loáisiga  
 Nick Nelson  
 Darren O'Day  
*\*Stephen Ridings*  
 Sal Romano  
*Clarke Schmidt*  
 Luis Severino  
 Jameson Taillon  
 Asher Wojciechowski

*Italics indicates rookie status/\* Indicates made Major League debut.*

# Starts by Position/Batting Order

The Yankees used 129 different starting defensive alignments in 2021. Their most frequent combination (C-Higashioka, 1B-LeMahieu, 2B-Odor, 3B-Urshela, SS-Torres, LF-Frazier, CF-Hicks, RF-Judge, DH-Stanton) was used just five times. Additionally, the club used 146 different batting orders in 2021 with only six combinations being used multiple times.

| 2021 STARTS BY POSITION     |     |    |    |    |     |    |    |     |     | 2021 STARTS BY BATTING ORDER |     |    |    |    |    |    |    |    |    |
|-----------------------------|-----|----|----|----|-----|----|----|-----|-----|------------------------------|-----|----|----|----|----|----|----|----|----|
| PLAYER                      | C   | 1B | 2B | 3B | SS  | LF | CF | RF  | DH  | PLAYER                       | 1   | 2  | 3  | 4  | 5  | 6  | 7  | 8  | 9  |
| Allen                       | -   | -  | -  | -  | -   | -  | 3  | 8   | -   | Allen                        | -   | -  | -  | -  | -  | 1  | 3  | 1  | 6  |
| Amburgey                    | -   | -  | -  | -  | -   | -  | -  | 2   | -   | Amburgey                     | -   | -  | -  | -  | -  | 1  | -  | 1  | -  |
| Andújar                     | -   | 2  | -  | 3  | -   | 37 | -  | -   | -   | Andújar                      | -   | -  | -  | -  | 3  | 22 | 17 | -  | -  |
| Brantly                     | 4   | 1  | -  | -  | -   | -  | -  | -   | -   | Brantly                      | -   | -  | -  | -  | -  | 2  | -  | -  | 3  |
| Bruce                       | -   | 10 | -  | -  | -   | -  | -  | -   | -   | Bruce                        | -   | -  | -  | -  | 2  | 3  | 2  | 1  | 2  |
| Davis                       | -   | -  | -  | -  | -   | -  | 5  | -   | -   | Davis                        | -   | -  | -  | -  | -  | -  | -  | 2  | 3  |
| Florial                     | -   | -  | -  | -  | -   | -  | 7  | -   | -   | Florial                      | -   | -  | -  | -  | -  | -  | -  | -  | 4  |
| Ford                        | -   | 18 | -  | -  | -   | -  | -  | -   | -   | Ford                         | -   | -  | -  | 1  | 4  | 7  | 4  | 2  | -  |
| Frazier                     | -   | -  | -  | -  | -   | 30 | -  | 26  | -   | Frazier                      | -   | -  | -  | -  | 3  | 7  | 18 | 16 | 12 |
| Gallo                       | -   | -  | -  | -  | -   | 46 | -  | 6   | 3   | Gallo                        | -   | 6  | 4  | 17 | 23 | 5  | -  | -  | -  |
| Gardner                     | -   | -  | -  | -  | -   | 21 | 92 | -   | -   | Gardner                      | 8   | 14 | 3  | -  | 1  | 12 | 16 | 19 | 40 |
| Gittens                     | -   | 10 | -  | -  | -   | -  | -  | -   | -   | Gittens                      | -   | -  | -  | -  | 1  | 2  | 4  | 3  | -  |
| Hicks                       | -   | -  | -  | -  | -   | -  | 30 | -   | -   | Hicks                        | 1   | -  | 11 | -  | 2  | 11 | 5  | -  | -  |
| Higashioka                  | 58  | -  | -  | -  | -   | -  | -  | -   | -   | Higashioka                   | -   | -  | -  | -  | -  | 1  | 3  | 37 | 17 |
| Judge                       | -   | -  | -  | -  | -   | -  | 21 | 101 | 22  | Judge                        | -   | 54 | 90 | -  | -  | -  | -  | -  | -  |
| LaMarre                     | -   | -  | -  | -  | -   | 4  | 1  | 2   | -   | LaMarre                      | -   | -  | -  | -  | -  | -  | -  | -  | 5  |
| LeMahieu                    | -   | 33 | 77 | 36 | -   | -  | -  | -   | 1   | LeMahieu                     | 144 | 1  | -  | -  | 2  | -  | -  | -  | -  |
| Locastro                    | -   | -  | -  | -  | -   | 7  | 1  | -   | -   | Locastro                     | -   | -  | -  | -  | -  | -  | -  | -  | 2  |
| Rizzo                       | -   | 46 | -  | -  | -   | -  | -  | -   | -   | Rizzo                        | -   | 3  | 10 | 6  | 5  | 29 | 19 | 7  | 10 |
| Odor                        | -   | -  | 60 | 29 | -   | -  | -  | -   | -   | Odor                         | 1   | 30 | 6  | 4  | 5  | -  | -  | -  | -  |
| Sánchez                     | 100 | -  | -  | -  | -   | -  | -  | -   | 5   | Sánchez                      | -   | -  | 18 | 10 | 12 | 20 | 34 | 9  | 2  |
| Stanton                     | -   | -  | -  | -  | -   | 10 | -  | 16  | 108 | Stanton                      | -   | 38 | 3  | 79 | 14 | -  | -  | -  | -  |
| Tauchman                    | -   | -  | -  | -  | -   | 3  | 1  | -   | -   | Tauchman                     | -   | -  | -  | -  | -  | -  | -  | -  | 1  |
| Torres                      | -   | -  | 19 | -  | 104 | -  | -  | -   | -   | Torres                       | 5   | 6  | 12 | 12 | 48 | 32 | 7  | 1  | -  |
| Urshela                     | -   | -  | -  | 85 | 24  | -  | -  | -   | -   | Urshela                      | -   | -  | -  | 32 | 15 | 16 | 20 | 16 | 10 |
| Velazquez                   | -   | -  | -  | -  | 20  | -  | -  | -   | -   | Velazquez                    | -   | -  | -  | -  | -  | -  | 4  | 6  | 10 |
| Voit                        | -   | 42 | -  | -  | -   | -  | -  | -   | 13  | Voit                         | 3   | 10 | 5  | 1  | 25 | 10 | 1  | -  | -  |
| Wade                        | -   | -  | 6  | 9  | 14  | 4  | 1  | 1   | -   | Wade                         | -   | -  | -  | -  | -  | -  | -  | -  | 12 |
| <i>Games with no DH: 10</i> |     |    |    |    |     |    |    |     |     | <i>Pitchers</i>              |     |    |    |    |    |    |    |    |    |

# Yankees Games by the Numbers

## NOTE .....2021 (2020)

Standing in AL East: .....T2nd-8.0  
 Final Streak: ..... Won 1  
 Final Homestand: .....-1.2  
 Final Road Trip: .....-5.1  
 Home Record: ..... 46-35 (22-9)  
 Road Record: ..... 46-35 (11-18)  
 Day Record: ..... 23-33 (8-7)  
 Night Record: ..... 69-37 (25-20)  
 vs. AL East: ..... 36-40 (23-17)  
 vs. NL East: ..... 12-8 (10-10)  
 vs. RH starters: ..... 60-46 (26-19)  
 vs. LH starters: ..... 32-24 (7-8)  
 Yankees Score First: ..... 60-22 (23-8)  
 Opp. Score First: ..... 32-48 (10-19)  
 Leading After 6: ..... 60-10 (23-2)  
 Trailing After 6: ..... 13-49 (3-22)

Tied After 6: .....18-11 (6-3)  
 Leading After 7: .....63-7 (24-1)  
 Trailing After 7: .....9-48 (2-23)  
 Tied After 7: .....15-13 (6-3)  
 Leading After 8: .....73-5 (25-1)  
 Trailing After 8: .....2-58 (2-17)  
 Tied After 8: .....12-5 (3-2)  
 Extra-Inning Games: ..... 10-8 (5-2)  
 One-run Games: ..... 28-20 (6-7)  
 Two (or fewer)-run Games: ..... 55-34 (12-12)  
 NYY Scores 5 or more: ..... 60-14 (26-5)  
 NYY Scores 4 or more: ..... 71-22 (28-7)  
 NYY Scores 3 or fewer: ..... 21-48 (5-20)  
 NYY Scores 2 or fewer: ..... 11-33 (2-13)  
 Opp. Scores 5 or more: ..... 12-50 (9-19)  
 Opp. Scores 4 or fewer: ..... 79-20 (24-8)  
 Opp. Scores 3 or fewer: .....69-9 (22-3)

Opp. Scores 2 or fewer: .....47-2 (16-3)  
 Yankees No Errors: ..... 63-29 (19-12)  
 Yankees Make Error(s): ..... 29-41 (14-15)  
 NYY Starter Goes 6: ..... 41-15 (15-4)  
 Comeback Wins: ..... 44-33 (14)  
 Yankees hit OHR: ..... 17-28 (2-14)  
 Yankees hit at least 1HR: ..... 75-42 (31-13)  
 Yankees hit 2+ HRs: ..... 43-20 (21-5)  
 Walk-off Wins-Losses: ..... 11-9 (3-3)  
 Series Record: ..... 32-18-4 (10-10-0)  
 Series Record, home: ..... 16-10-2 (7-3-0)  
 Series Record, road: ..... 16-8-2 (3-7-0)  
 Sweeps by NYY / by Opp.: ..... 12 (7) / 6 (3)  
 Run Differential: ..... +42  
 Runs Scored (per gm.): ..... 711 (4.39)  
 Runs Allowed (per gm.): ..... 669 (4.13)



# AARON BOONE • Manager

# 17

**FULL NAME:** Aaron John Boone  
**BIRTHDATE:** 3/9/73 • **OPENING DAY AGE:** 48  
**BIRTHPLACE:** La Mesa, Calif.  
**RESIDES:** Greenwich, Conn.  
**COLLEGE:** University of Southern California



2021 SEASON  
SUMMARY

MANAGER, COACHES  
& STAFF BIOS

FULL  
PLAYER BIOS

ADDITIONAL  
PLAYER BIOS

HISTORICAL STATS &  
POSTSEASON RECORDS

POSTSEASON  
SERIES RECAPS

MINORS &  
2022 SCHEDULE

## STATUS

- Was re-signed by the Yankees on October 19, 2021 to a three-year contract through the 2024 season with a club option for 2025...was named the 33rd manager in club history on December 4, 2017, signing a three-year contract through the 2020 season with a team option for 2021

## AT THE HELM IN 2021

- Led the Yankees to their fifth consecutive postseason berth, posting a 92-70 record (tied for second place in the AL East).
- Earned his 300th managerial win on 8/14 at Chicago-AL, becoming just the 10th Manager in Yankees history to accomplish the feat, joining Joe McCarthy (1,460-867), Joe Torre (1,173-767), Casey Stengel (1,149-696), Miller Huggins (1,067-719), Ralph Houk (944-806), Joe Girardi (910-710), Billy Martin (556-385), Clark Griffith (419-370) and Buck Showalter (313-268)...accomplished the feat in his 500th game (and decision) as Yankees Manager, becoming the fifth-fastest Yankees Manager to reach 300 wins in terms of decisions (excludes ties), trailing Ralph Houk (468th decision), Joe McCarthy (469th decision), Casey Stengel (477th decision) and Joe Torre (484th decision).
- Recorded his 314th managerial win on 9/3 vs. Baltimore, surpassing Buck Showalter (313) for sole possession of ninth place on the Yankees' all-time managerial wins list.
- Donated his game day salary on Jackie Robinson Day to support The Players Alliance.
- Took a medical leave of absence from 3/3-5 to receive a pacemaker...the surgery was performed at St. Joseph's Hospital in Tampa.

## MANAGERIAL/COACHING CAREER

- His 328 career managerial wins rank ninth on the Yankees' all-time list.
- Is the second manager in Baseball history to reach the postseason in each of his first four managerial seasons, joining Mike Matheny (2012-15 w/ St. Louis, four straight).
- Is the third manager to make the playoffs in his first four seasons with the Yankees, joining Casey Stengel (first five from 1949-53) and Joe Torre (first 12 from 1996-2007).
- Was the first manager in Baseball history to guide his team to at least 100 wins in each of his first two seasons as skipper (2018-19)...his 203 managerial wins from 2018-19 trailed only Ralph Houk (205 wins with the Yankees from 1961-62) for most by any manager over his first two seasons at the helm.
- Led the Yankees to a 33-27 record in 2020 (second place in the AL East)...earned his 225th managerial win on 9/9 at Toronto, surpassing Lou Piniella (224) for sole possession of 10th place on the Yankees' all-time managerial wins list...surpassed Bill Donovan (220) in Game 1 on 8/30 vs. the Mets...served a one-game suspension on 9/2 after MLB determined Aroldis Chapman intentionally threw a pitch at the head area of the Rays' Mike Brosseau on 9/1.
- Placed second in AL Manager of the Year voting in 2019 (received 13 first place votes, nine second place votes and four third place votes) after guiding the Yankees to a 103-59 record, the club's best mark since 2009 (also 103-59) and their Major League-record 21st 100-win season in franchise history...only one other franchise has 10 such seasons (Philadelphia/Kansas City/Oakland Athletics-10)...after going 100-62 in 2018, had back-to-back 100-win seasons for the second time since 1979 (also 2002-04)...the Yankees are one of two teams with consecutive 100-win seasons since 2010, joining the Houston Astros (2017-19)...Yankees batters set a franchise record with 306HR, 1HR shy of the Major League mark set by the 2019 Minnesota Twins (307).
- Made his managerial debut in 2018...placed fifth in AL "Manager of the Year" balloting, receiving two third-place votes...guided the Yankees to a 100-62 record, the club's best record since 2009 (103-59) and the 20th 100-win season in franchise history...became the sixth manager in Baseball history to lead his team to at least 100 wins in his rookie season, joining Ralph Houk (1961 Yankees, 109-53), Alex Cora (2018 Red Sox, 108-54), Dusty Baker (1993 Giants, 103-59), Sparky Anderson (1970 Reds, 102-60) and Mickey Cochrane (1934 Tigers, 101-53).
- Became the fourth Yankees manager to lead the team to a postseason berth in his rookie managerial season, joining Ralph Houk in 1961 (won World Series), Yogi Berra in 1964 (lost WS) and Dick Howser in 1980 (lost ALCS).
- In 2018, Yankees pitchers set franchise records for total strikeouts (1,634) and strikeouts by relievers (753).

| BOONE'S CAREER MANAGERIAL RECORD      |         |            |            |             |               |
|---------------------------------------|---------|------------|------------|-------------|---------------|
| YEAR                                  | CLUB    | W          | L          | PCT.        | FINISH        |
| 2018**                                | YANKEES | 100        | 62         | .617        | Second (PS)   |
| 2019                                  | YANKEES | 103        | 59         | .636        | First (PS)    |
| 2020**                                | YANKEES | 33         | 27         | .550        | Second (PS)   |
| 2021**                                | YANKEES | 92         | 70         | .568        | T-Second (PS) |
| <b>TOTALS W/ NYY</b>                  |         | <b>328</b> | <b>218</b> | <b>.601</b> |               |
| **Wild Card / (PS) Postseason / T-Tie |         |            |            |             |               |



- ▶ Made his managerial debut in 3/29/18 win at Toronto, becoming the 11th manager to win his Yankees managerial debut on *Opening Day* and the 18th to win his Yankees managerial debut at *any point during the season*...was the fourth consecutive manager to win his Yankees managerial debut (Joe Girardi in 2008 vs. Toronto, Joe Torre in 1996 at Cleveland and Buck Showalter in 1992 vs. Boston).
- ▶ Won his first home game as a manager on 4/3/18 vs. Tampa Bay, becoming the sixth straight Yankees manager to win his home Yankees managerial debut (also Girardi-2008, Torre-1996, Showalter-1992, Merrill-1990 and Dent-1989).
- ▶ With his father, Bob, became the fourth father-son duo to both serve as Major League managers, joining Connie and Earle Mack, George and Dick Sisler and Bob and Joel Skinner...were joined by Buddy and David Bell in 2019 and Luis Rojas and his father, Felipe Alou, in 2020...Bob Boone spent parts of six seasons as a Major League skipper, leading the Kansas City Royals from 1995-97, then guiding the Reds from 2001-03, a stint during which he managed Aaron.
- ▶ Is the 18th Yankees manager to have also played for the club...is one of nine active managers (as of Oct. 3, 2021) to have played for the franchise he currently manages, joining Kevin Cash (Tampa Bay), Alex Cora (Boston), Craig Counsell (Milwaukee), Terry Francona (Cleveland), A.J. Hinch (Detroit), Dave Martinez (Washington/Montreal), Dave Roberts (Los Angeles-NL) and David Ross (Chicago-NL).

## PLAYING CAREER

- ▶ Is part of the first family in Baseball history to produce three generations of Major League players...his father, Bob, played 19 seasons from 1972-90, and his grandfather, Ray, had a 13-year playing career from 1948-60...his older brother, Bret, played 14 seasons (1992-2005), including two with Aaron in Cincinnati from 1997-98...all four reached 1,000H at the Major League level.
- ▶ He (126) and brother, Bret (252) are one of nine sets of brothers to each hit at least 100HR, joining Roberto and Sandy Alomar Jr., Ken and Cleve Boyer, Joe and Vince DiMaggio, Stephen and J.D. Drew, Bob and Irish Meusel, Yadier and Bengie Molina, Melvin Jr. and Justin Upton and Delmon and Dmitri Young (credit: *Elias*).
- ▶ The 2003 NL All-Star hit .263 (1,017-for-3,871) with 519R, 216 doubles, 126HR, 555RBI and 1075B in 1,152 games over 12 Major League seasons as an infielder with the Cincinnati Reds (1997-2003), Yankees (2003), Cleveland Indians (2005-06), Florida Marlins (2007), Washington Nationals (2008) and Houston Astros (2009).
- ▶ Made his Major League debut with Cincinnati on 6/20/97 to replace his brother, Bret, who was optioned in what is believed to be the first transaction involving brothers...made his Major League debut that night at St. Louis, going 1-for-3 with 1RBI...collected his first hit and RBI in his third plate appearance with an infield single off Matt Morris in the sixth inning...was ejected from the game by HP umpire Gary Darling for throwing his helmet (was just the fourth player in Baseball history to be ejected in his Major League debut).
- ▶ Made his first Opening Day roster with the Reds in 1998...hit his first career HR on 8/26 vs. the Cubs (Kerry Wood).
- ▶ Had arthroscopic surgery to clean out his left knee on 12/8/99, which was performed by Dr. Timothy Kremchek...underwent reconstructive surgery to repair a torn anterior cruciate ligament in his left knee on 8/8/00...the surgery was performed by Kremchek and Dr. James Andrews...suffered the injury on 7/5/00 at St. Louis.
- ▶ Played 103 games with the Reds in 2001, despite being placed on the D.L. with broken bones suffered after being hit by pitches: 5/15-6/14 with a broken hamate bone in his right hand (suffered on 5/14 vs. Houston when he was hit by a Wade Miller pitch and had surgery the next day to remove the bone, performed by hand specialist Dr. Greg Sommerkamp and Dr. Timothy Kremchek), 8/15-31 with a broken right wrist (suffered on 8/14 at St. Louis when he was hit by a pitch by Matt Morris) and 9/24-the end of the season with a broken left thumb (suffered on 9/23 at Milwaukee when hit by a Jamey Wright pitch and had surgery to insert a pin and a wire into the thumb, also performed by Sommerkamp and Kremchek, on 9/27).
- ▶ Hit a career-high 26HR with the Reds in 2002...homered three times on 8/9/02 vs. San Diego, including two in the first inning off Padres starter Brett Tomko...later homered off Tomko in the fourth inning...hit the last of 4,652HR at Cincinnati's Riverfront Stadium/Cinergy Field on 9/22/02 off Philadelphia's Dan Plesac.
- ▶ Helped the Yankees clinch the American League pennant in 2003, hitting a series-ending, "walk-off" home run off Boston's Tim Wakefield in the bottom of the 11th inning of Game 7 in the ALCS...in 54 regular season games with the Yankees—all in 2003—hit .254 (48-for-189) with 31R, 13 doubles, 6HR and 31RBI...was acquired by the Yankees from Cincinnati in exchange for LHP Brandon Claussen, LHP Charlie Manning and cash considerations on 7/31/03...overall, set career highs with 158H, 92R and 96RBI over 160G with the Reds and Yankees in 2003.
- ▶ Missed the entire 2004 season after having two surgeries on his left knee...prior to the season, had surgery on the knee after tearing the anterior cruciate ligament playing in a pick-up basketball game in January in Newport Beach, Calif...the surgery was performed by Dr. Lewis Yocum in Anaheim, Calif., on 2/16...at the time of the injury, was on the Yankees' 40-man roster, but was released on 3/1.
- ▶ Signed a Major League contract with Cleveland as a free agent on 6/26/04...joined Cleveland in July and began experiencing pain and swelling in the surgically repaired knee...underwent a second procedure on 8/20/04 to remove loose bodies and promote cartilage growth in the left knee joint.
- ▶ Reached the 1,000H and 500R plateau for his career in 2008 with Washington.
- ▶ On 3/26/09, underwent open-heart surgery to replace his bicuspid aortic valve, then returned to play for Houston in September 2009...is believed to be the first player to appear in a Major League game following open-heart surgery...played his final Major League game on 10/4/09 at the Mets.
- ▶ Was selected by the Cincinnati Reds in the third round of the 1994 First-Year Player Draft...was selected by the California Angels in the 43rd round of the 1991 First-Year Player Draft, but did not sign.

## CAREER HIGHLIGHTS

NL All-Star Team  
▶ 2003



- ▶ Appeared in 580 minor league games, batting .271 (585-for-2,158) with 346R, 133 doubles, 67HR and 325RBI...was a Pioneer League All-Star in 1994, a Carolina League All-Star in 1995 and a Southern League All-Star in 1996.

## PERSONAL/MISCELLANEOUS

- ▶ Is an active supporter of Chances for Children, a 501(c)(3) non-profit organization providing hope for children and communities in Haiti...through the generosity of private funding, C4C works in 14 communities throughout Haiti, empowering families with programs that strengthen communities through church renovation, pastor/church leader training, feeding programs, medical clinics, education assistance, economic programs for women, and an orphanage for orphaned/abandoned children...provided the opening remarks at the organization's 7th Annual Night of Hope charity dinner and adoption benefit in November 2018...his wife serves as a Board Member and Night of Hope Committee Member...the Boones adopted two brothers from Haiti in 2014.
- ▶ Was named a recipient of the Thurman Munson Award in February 2019.
- ▶ Graduated from Villa Park (Calif.) High School in 1991, where he played baseball, basketball and football.
- ▶ Played three seasons at the University of Southern California from 1992-94, hitting .302 with 11HR and 94RBI.
- ▶ Following his retirement as a player, spent eight years as a broadcaster for ESPN, appearing as a studio analyst on *Baseball Tonight* from 2010-14 before serving as a color analyst on game broadcasts in 2015 and on *Sunday Night Baseball* telecasts for the 2016-17 seasons.
- ▶ Was named the 2005 recipient of the Gibbons/Olin "Good Guy Award" presented by the Cleveland Chapter of the BBWAA to a player who best exhibits a professional and courteous manner with the media.

### Boone's Major League Playing Career

| Year                       | Club                 | AVG         | G           | AB          | R          | H                             | 2B         | 3B        | HR         | RBI        | SH        | SF        | HP        | BB         | SO         | SB         | CS        | E          | OBP         | SLG         |
|----------------------------|----------------------|-------------|-------------|-------------|------------|-------------------------------|------------|-----------|------------|------------|-----------|-----------|-----------|------------|------------|------------|-----------|------------|-------------|-------------|
| 1997                       | CINCINNATI           | .245        | 16          | 49          | 5          | 12                            | 1          | 0         | 0          | 5          | 1         | 0         | 0         | 2          | 5          | 1          | 0         | 3          | .275        | .265        |
| 1998                       | CINCINNATI           | .282        | 58          | 181         | 24         | 51                            | 13         | 2         | 2          | 28         | 3         | 2         | 5         | 15         | 36         | 6          | 1         | 8          | .350        | .409        |
| 1999                       | CINCINNATI           | .280        | 139         | 472         | 56         | 132                           | 26         | 5         | 14         | 72         | 5         | 5         | 8         | 30         | 79         | 17         | 6         | 15         | .330        | .445        |
| 2000                       | CINCINNATI - a       | .285        | 84          | 291         | 44         | 83                            | 18         | 0         | 12         | 43         | 2         | 4         | 10        | 24         | 52         | 6          | 1         | 8          | .356        | .471        |
| 2001                       | CINCINNATI - b, c, d | .294        | 103         | 381         | 54         | 112                           | 26         | 2         | 14         | 62         | 3         | 6         | 8         | 29         | 71         | 6          | 3         | 19         | .351        | .483        |
| 2002                       | CINCINNATI           | .241        | 162         | 606         | 83         | 146                           | 38         | 2         | 26         | 87         | 9         | 4         | 10        | 56         | 111        | 32         | 8         | 22         | .314        | .439        |
| 2003                       | CINCINNATI           | .273        | 106         | 403         | 61         | 110                           | 19         | 3         | 18         | 65         | 3         | 0         | 5         | 35         | 74         | 15         | 3         | 17         | .339        | .469        |
|                            | YANKEES - e          | .254        | 54          | 189         | 31         | 48                            | 13         | 0         | 6          | 31         | 3         | 2         | 3         | 11         | 30         | 8          | 0         | 6          | .302        | .418        |
|                            |                      |             |             |             |            | Did Not Play - Injured - f, g |            |           |            |            |           |           |           |            |            |            |           |            |             |             |
| 2004                       | CLEVELAND            | .243        | 143         | 511         | 61         | 124                           | 19         | 1         | 16         | 60         | 4         | 6         | 9         | 35         | 92         | 9          | 3         | 18         | .299        | .378        |
| 2006                       | CLEVELAND            | .251        | 104         | 354         | 50         | 89                            | 19         | 1         | 7          | 46         | 4         | 1         | 6         | 27         | 62         | 5          | 4         | 16         | .314        | .370        |
| 2007                       | FLORIDA - h, i       | .286        | 69          | 189         | 27         | 54                            | 11         | 0         | 5          | 28         | 1         | 4         | 13        | 21         | 41         | 2          | 0         | 5          | .388        | .423        |
| 2008                       | WASHINGTON - j, k    | .241        | 104         | 232         | 23         | 56                            | 13         | 1         | 6          | 28         | 1         | 2         | 2         | 18         | 52         | 0          | 1         | 2          | .299        | .384        |
| 2009                       | HOUSTON - l          | .000        | 10          | 13          | 0          | 0                             | 0          | 0         | 0          | 0          | 0         | 0         | 1         | 0          | 2          | 0          | 0         | 0          | .071        | .000        |
| <b>Minor League Totals</b> |                      | <b>.271</b> | <b>580</b>  | <b>2158</b> | <b>346</b> | <b>585</b>                    | <b>133</b> | <b>19</b> | <b>67</b>  | <b>325</b> | <b>9</b>  | <b>26</b> | <b>29</b> | <b>199</b> | <b>362</b> | <b>71</b>  | <b>31</b> | --         | <b>.337</b> | <b>.443</b> |
| <b>AL Totals</b>           |                      | <b>.248</b> | <b>801</b>  | <b>1054</b> | <b>142</b> | <b>261</b>                    | <b>51</b>  | <b>2</b>  | <b>29</b>  | <b>137</b> | <b>11</b> | <b>9</b>  | <b>18</b> | <b>73</b>  | <b>184</b> | <b>22</b>  | <b>7</b>  | <b>40</b>  | <b>.305</b> | <b>.382</b> |
| <b>NL Totals</b>           |                      | <b>.268</b> | <b>851</b>  | <b>2817</b> | <b>377</b> | <b>756</b>                    | <b>165</b> | <b>15</b> | <b>97</b>  | <b>418</b> | <b>28</b> | <b>27</b> | <b>62</b> | <b>230</b> | <b>523</b> | <b>85</b>  | <b>23</b> | <b>99</b>  | <b>.334</b> | <b>.441</b> |
| <b>Major League Totals</b> |                      | <b>.263</b> | <b>1152</b> | <b>3871</b> | <b>519</b> | <b>1017</b>                   | <b>216</b> | <b>17</b> | <b>126</b> | <b>555</b> | <b>39</b> | <b>36</b> | <b>80</b> | <b>303</b> | <b>707</b> | <b>107</b> | <b>30</b> | <b>139</b> | <b>.326</b> | <b>.425</b> |

Selected by the California Angels in the 43rd round of the 1991 First-Year Player Draft, but did not sign.

Selected by the Cincinnati Reds in the third round of the 1994 First-Year Player Draft.

- a - Placed on the 15-day disabled list on July 12, 2000 and transferred to the 60-day disabled list from September 5-October 4, 2000, with a torn left ACL.
- b - Placed on the 15-day disabled list from May 15-June 15, 2001 with a broken right hand.
- c - Placed on the 15-day disabled list from August 15-September 1, 2001 with a fractured right wrist.
- d - Placed on the 15-day disabled list from September 24-October 11, 2001 with a fractured left thumb.
- e - Acquired by the Yankees from the Cincinnati Reds in exchange for LHP Brandon Claussen, LHP Charlie Manning and cash considerations on July 31, 2003.
- f - Signed by the Cleveland Indians as a free agent on June 26, 2004.
- g - Placed on the 60-day disabled list from June 26-November 15, 2004 with a torn left ACL.
- h - Signed by the Florida Marlins as a free agent on January 4, 2007.
- i - Placed on the 15-day disabled list on June 25, 2007 and transferred to the 60-day disabled list from September 12-October 30, 2007, recovering from left knee surgery.
- j - Signed by the Washington Nationals as a free agent on December 10, 2007.
- k - Placed on the 15-day disabled list from July 7-August 14, 2008 with a strained left calf.
- l - Signed by the Houston Astros as a free agent on December 19, 2008.

### Boone's Postseason Record

| Year                     | Club/Opponent     | AVG         | G         | AB        | R        | H        | 2B       | 3B       | HR       | RBI      | BB       | SO        | SB       |
|--------------------------|-------------------|-------------|-----------|-----------|----------|----------|----------|----------|----------|----------|----------|-----------|----------|
| 2003                     | NY Yankees (ALDS) | .200        | 4         | 15        | 1        | 3        | 1        | 0        | 0        | 0        | 0        | 3         | 1        |
|                          | NY Yankees (ALCS) | .176        | 7         | 17        | 2        | 3        | 0        | 0        | 1        | 2        | 1        | 6         | 1        |
|                          | NY Yankees (WS)   | .143        | 6         | 21        | 1        | 3        | 0        | 0        | 1        | 2        | 0        | 6         | 0        |
| <b>POSTSEASON TOTALS</b> |                   | <b>.170</b> | <b>17</b> | <b>53</b> | <b>4</b> | <b>9</b> | <b>1</b> | <b>0</b> | <b>2</b> | <b>4</b> | <b>1</b> | <b>15</b> | <b>2</b> |

### Boone's All-Star Game Record

| Year | Club, Site      | AVG  | G | AB | R | H | 2B | 3B | HR | RBI | BB | SO | SB |
|------|-----------------|------|---|----|---|---|----|----|----|-----|----|----|----|
| 2003 | CIN, Chicago-AL | .000 | 1 | 1  | 0 | 0 | 0  | 0  | 0  | 0   | 0  | 0  | 0  |

### Boone's Career Managerial Ejections

2021: 6 (4/26 at Baltimore; 6/3 vs. Tampa Bay; 6/19 vs. Oakland; 8/9 at Kansas City; 8/26 at Oakland; 9/5 vs. Baltimore).

CAREER: 17 total (four times in 2018, five times in 2019, twice in 2020, six times in 2021).



# MATT BLAKE • Pitching Coach

# 67

**FULL NAME:** Matthew Blake  
**BIRTHDATE:** 5/14/85 • **OPENING DAY AGE:** 35  
**BIRTHPLACE:** Concord, N.H.  
**RESIDES:** Cleveland, Ohio  
**COLLEGE:** College of the Holy Cross



## COACHING CAREER

- ▶ Completed his second season in the Yankees organization as the team's pitching coach in 2021, having been named to the role on 11/14/19...is his first coaching position at the Major League level...Yankees pitchers posted a 3.74 ERA (1,435.1IP, 596ER) in 2021, the sixth-lowest ERA in the Majors and the third-lowest in the AL...was their third-lowest ERA in the last 36 seasons since 1986, trailing only their 3.72 ERA in 2017 and 3.73 ERA in 2011...Yankees pitchers also ranked fourth in the Majors in strikeouts (1,569K) and K/9.0IP (9.84), fifth in K/BB (3.19) and sixth in opponents' BA (.231) and WHIP (1.21).
- ▶ In his debut season in 2020, Yankees starters struck out 315 batters, fourth-most in the Majors (Cleveland-401, Cincinnati-381 and Philadelphia-329)...their 9.60 K/9.0IP ratio (295.1IP) was sixth-highest.
- ▶ Prior to joining the Yankees, spent four seasons with Cleveland (2016-19), where he was promoted to Director of Pitching Development...began his time with the Indians as the Lower Level Pitching Coordinator in 2016...from 2017-19, served as the organization's Assistant Director of Player Development, a role in which he oversaw the formation of pitching strategy for the club, collaborating with coaches, coordinators and front office personnel...he also assisted with leadership of the organization's player development staff and the design and execution of the staff's programs, policies and curricula.
- ▶ In 2019, five young starters he worked with contributed for Cleveland at the Major League level...each member of that group—Mike Clevinger, Shane Bieber, Zach Plesac, Adam Plutko and Aaron Civale—were developed in the Indians' farm system, including three (Bieber, Plesac and Civale) who spent their entire minor league careers under his instruction since being drafted together in 2016...the five pitchers combined to produce 13.3 WAR (FanGraphs) over 107 games (105 starts) in 2019, anchoring the starting rotation for a 93-win team.
- ▶ Prior to joining the Indians, spent seven years as the Pitching Coordinator for Cressey Sports Performance in Hudson, Mass., working under current Yankees' Director of Player Health and Performance, Eric Cressey...also coached the Yarmouth-Dennis Red Sox of the Cape Cod League and was the pitching coach at Lincoln-Sudbury High School in Sudbury, Mass. in 2015.
- ▶ Served as an associate scout for the Yankees from 2009-15.

## PLAYING CAREER

- ▶ Did not play baseball professionally.

## PERSONAL


- ▶ Grew up in Concord, N.H....graduated from Concord High School in 2003.
- ▶ Attended the College of the Holy Cross in Worcester, Mass., where he graduated in 2007 with a degree in psychology and philosophy...pitched four seasons and was a co-captain as a senior in 2007.



# MIKE HARKEY • Bullpen Coach

# 60

**FULL NAME:** Michael Anthony Harkey  
**BIRTHDATE:** 10/25/66 • **OPENING DAY AGE:** 54  
**BIRTHPLACE:** San Diego, Calif.  
**RESIDES:** Chino Hills, Calif.  
**COLLEGE:** Cal State University Fullerton



2021 SEASON  
SUMMARY

MANAGER, COACHES  
& STAFF BIOS

FULL  
PLAYER BIOS

ADDITIONAL  
PLAYER BIOS

HISTORICAL STATS &  
POSTSEASON RECORDS

POSTSEASON  
SERIES RECAPS

MINORS &  
2022 SCHEDULE

## COACHING CAREER

- ▶ The 2021 season marked his 12th as the Yankees' bullpen coach, having held the position from 2008-13 before returning prior to the 2016 season (rejoined the team on 11/17/15)...in 2021, the Yankees bullpen ranked fourth in the Majors in ERA (3.50) and WHIP (1.21), fifth in K/9.0IP (10.02) and opponent's BA (.225), and tied for fifth in strikeouts (675)...from the trade deadline on 7/30 through the end of the season, Yankees relievers posted a 2.97 ERA (242.1IP, 80ER), the best bullpen ERA in the AL and third-best in the Majors over that span...in 2019, the Yankees bullpen ranked third in the Majors with a 10.16 K/9.0IP ratio, tied for second in saves (50) and ranked fifth in strikeouts (750)...in 2018, Yankees relievers set a then-Major League bullpen record with an 11.40 K/9.0IP ratio (753/594.2IP), surpassing the mark of 10.92 set by the 2017 Yankees...their 753K were then-second-most by a bullpen in Baseball history behind the 2018 Rays (754K in 824.1IP)...became the first bullpen in Major League history to strike out at least 30.0% of its batters faced (30.2%), surpassing the 2017 Yankees (29.0%) for the all-time record...in 2017, Yankees relievers struck out 653 batters, eclipsing the 600K mark for the first time in franchise history...their 10.92 K/9.0IP ratio was a then-Major League record...in 2016, Yankees relievers ranked third in the Majors (second in the AL) with 578K...led the Majors with a 10.15 K/9.0IP ratio (578K/512.1IP).
- ▶ Yankees relievers led the Majors in K/9.0IP ratio out of the bullpen each season from 2014-18: 2014 (10.25), 2015 (10.11), 2016 (10.15), 2017 (10.92) and 2018 (then-MLB-record 11.40; since surpassed by Milwaukee in 2020, 11.97).
- ▶ Served as the pitching coach for the Arizona Diamondbacks from 2014-15...over the two-year span, the team's bullpen tied for second in the Majors with 1,041K.
- ▶ During his first tenure with the Yankees (2008-13), the bullpen led the AL in strikeout-to-walk ratio (2.49), wins (173), saves (279) and strikeouts (2,775), ranked second in opponents' batting average (.237) and third in ERA (3.56)...over the same span, the Yankees went 491-17 when leading at the end of the eighth inning.
- ▶ Yankees relievers combined for 49 saves in 2013, fifth-most in the Majors, and recorded 9.01 K/9.0IP...in 2012, Yankees relievers tossed 444.0 innings, fewest in the AL and third-lowest in the Majors...Yankees relievers combined for a 3.12 ERA in 2011, the lowest mark in the AL, and the lowest by a Yankees bullpen since 1985 (2.91)...in 2010, the Yankees bullpen combined for the second-lowest opponents' BA (.230) among AL teams...filled in as pitching coach from 6/4-29/10...Yankees relievers led the Majors in 2009 with 40 wins and tied for first with 51 saves...in 2008, the Yankees' bullpen collected a Major League-high 523K.
- ▶ Served as bullpen coach with the Florida Marlins in 2006.
- ▶ Spent six seasons (2000-05) as a pitching coach in the Padres organization, making stops at Single-A Rancho Cucamonga (2000), Single-A Fort Wayne (2001, '03), Single-A Lake Elsinore (2002, '04) and Double-A Mobile (2005)...was pitching coach for the 2007 Triple-A Iowa Cubs.

## PLAYING CAREER

- ▶ Appeared in 131 career Major League games (104 starts) over eight seasons with the Cubs (1988-93), Rockies (1994), Athletics (1995), Angels (1995) and Dodgers (1997), going 36-36 with a 4.49 ERA (656.0IP, 327ER).
- ▶ Was named *Sporting News* 1990 "NL Rookie Pitcher of the Year" after posting a 12-6 record with a 3.26 ERA in 27 starts for the Cubs...selected as *USA Today* "Minor League Player of the Year" in 1988...made his Major League debut at age 21 on 9/5/88 at Wrigley Field, recording a no-decision in Game 2 of a doubleheader vs. the Phillies.
- ▶ Was a first-round pick (fourth overall) by the Cubs in the 1987 First-Year Player Draft...was selected by the San Diego Padres in the 18th round of the 1984 First-Year Player Draft, but chose to attend college.

## PERSONAL

- ▶ His son Cory played five seasons with the St. Louis/Los Angeles Rams as a tight end from 2012-16.
- ▶ Attended Cal State Fullerton from 1985-87, where he played baseball and earned All-American honors as a junior...graduated from Ganesha High School in Pomona, Calif.

### Harkey's Major League Career Pitching Record

| Year                       | Club           | W-L          | ERA         | G          | GS         | CG       | SHO      | SV       | IP           | H          | R          | ER         | BB         | SO         |
|----------------------------|----------------|--------------|-------------|------------|------------|----------|----------|----------|--------------|------------|------------|------------|------------|------------|
| 1988                       | CHICAGO-NL     | 0-3          | 2.60        | 5          | 5          | 0        | 0        | 0        | 34.2         | 33         | 14         | 10         | 15         | 18         |
| 1990                       | CHICAGO-NL     | 12-6         | 3.26        | 27         | 27         | 2        | 1        | 0        | 173.2        | 153        | 71         | 63         | 59         | 94         |
| 1991                       | CHICAGO-NL     | 0-2          | 5.30        | 4          | 4          | 0        | 0        | 0        | 18.2         | 21         | 11         | 11         | 6          | 15         |
| 1992                       | CHICAGO-NL     | 4-0          | 1.89        | 7          | 7          | 0        | 0        | 0        | 38.0         | 34         | 13         | 8          | 15         | 21         |
| 1993                       | CHICAGO-NL     | 10-10        | 5.26        | 28         | 28         | 1        | 0        | 0        | 157.1        | 187        | 100        | 92         | 43         | 67         |
| 1994                       | COLORADO       | 1-6          | 5.79        | 24         | 13         | 0        | 0        | 0        | 91.2         | 125        | 61         | 59         | 35         | 39         |
| 1995                       | OAKLAND        | 4-6          | 6.27        | 14         | 12         | 0        | 0        | 0        | 66.0         | 75         | 46         | 46         | 31         | 28         |
| 1995                       | CALIFORNIA     | 4-3          | 4.55        | 12         | 8          | 1        | 0        | 0        | 61.1         | 80         | 32         | 31         | 16         | 28         |
| 1997                       | LOS ANGELES-NL | 1-0          | 4.30        | 10         | 0          | 0        | 0        | 0        | 14.2         | 12         | 8          | 7          | 5          | 6          |
| <b>Major League Totals</b> |                | <b>36-36</b> | <b>4.49</b> | <b>131</b> | <b>104</b> | <b>4</b> | <b>1</b> | <b>0</b> | <b>656.0</b> | <b>720</b> | <b>356</b> | <b>327</b> | <b>225</b> | <b>316</b> |



# CARLOS MENDOZA • Bench Coach



# 64

**FULL NAME:** Carlos Enrique Mendoza  
**BIRTHDATE:** 11/27/79 • **OPENING DAY AGE:** 41  
**BIRTHPLACE:** Barquisimeto, Venezuela  
**RESIDES:** Wesley Chapel, Fla.

## COACHING CAREER

- ▶ The 2021 season marked his 13th with the Yankees organization and second as the team's bench coach... served two seasons as the Yankees' Major League quality control and infield coach (2018-19)...made his Major League coaching debut in 2018 after being named to the role on 2/5/18...became the first person to hold the position for the Yankees.
- ▶ Served as the Yankees' lower level field coordinator in 2017 and infield coordinator from 2013-17...was Single-A Charleston's manager in 2012 after making his managerial debut with the GCL Yankees in 2011, leading the team to its fourth league championship...prior to that, served as a coach with short-season Single-A Staten Island in 2009 and Charleston in 2010.
- ▶ Served as manager of the Scottsdale Scorpions of the Arizona Fall League in both 2012 and 2016.

## PLAYING CAREER

- ▶ Played 13 minor league seasons (1997-2009) as a utility infielder in the Giants and Yankees organizations, as well as three years for the independent Pensacola Pelicans...the switch-hitter owned a .232 batting average with 97 doubles, 15 triples, 19HR and 200RBI in 706 career affiliated minor league games.
- ▶ Was originally signed by San Francisco as a non-drafted free agent in 1996.

## PERSONAL

- ▶ Attended U.E. Colegio Andrés Bello in Barquisimeto, Venezuela.

Mendoza's Career Playing Record

| Year                        | Club            | AVG         | G          | AB          | R          | H                      | 2B        | 3B        | HR        | RBI        | BB         | SO         | SB        |
|-----------------------------|-----------------|-------------|------------|-------------|------------|------------------------|-----------|-----------|-----------|------------|------------|------------|-----------|
| 1997                        | Salem-Keizer    | .208        | 33         | 106         | 10         | 22                     | 0         | 0         | 0         | 6          | 11         | 19         | 6         |
| 1998                        | San Jose        | .214        | 110        | 365         | 36         | 78                     | 7         | 3         | 0         | 20         | 19         | 64         | 11        |
| 1999                        | Shreveport      | .202        | 111        | 332         | 35         | 67                     | 16        | 4         | 3         | 34         | 36         | 65         | 1         |
| 2000                        | San Jose        | .256        | 112        | 394         | 52         | 101                    | 16        | 4         | 5         | 45         | 49         | 82         | 25        |
|                             | AZL Giants      | .300        | 6          | 20          | 1          | 6                      | 2         | 1         | 0         | 0          | 2          | 2          | 1         |
| 2001                        |                 |             |            |             |            | Did Not Play - Injured |           |           |           |            |            |            |           |
| 2002                        | Shreveport      | .244        | 111        | 377         | 44         | 92                     | 20        | 2         | 2         | 28         | 68         | 42         | 12        |
| 2003                        | Norwich         | .233        | 58         | 180         | 22         | 42                     | 10        | 0         | 5         | 19         | 13         | 28         | 1         |
|                             | Fresno          | .250        | 9          | 24          | 3          | 6                      | 2         | 0         | 0         | 0          | 0          | 4          | 0         |
| 2004                        | Pensacola (IND) | .314        | 88         | 328         | 55         | 103                    | 21        | 3         | 6         | 44         | 49         | 42         | 11        |
| 2005                        | Pensacola (IND) | .293        | 89         | 352         | 61         | 103                    | 21        | 1         | 10        | 59         | 40         | 56         | 7         |
| 2006                        | Pensacola (IND) | .346        | 68         | 260         | 40         | 90                     | 20        | 0         | 3         | 34         | 40         | 35         | 21        |
|                             | Tampa           | .270        | 31         | 115         | 19         | 31                     | 4         | 0         | 4         | 16         | 11         | 18         | 3         |
| 2007                        | Trenton         | .210        | 84         | 267         | 27         | 56                     | 13        | 0         | 0         | 17         | 40         | 54         | 4         |
| 2008                        | Trenton         | .280        | 30         | 75          | 10         | 21                     | 5         | 1         | 0         | 13         | 14         | 15         | 1         |
| 2009                        | Scranton/WB     | .222        | 3          | 9           | 1          | 2                      | 1         | 0         | 0         | 1          | 1          | 3          | 0         |
|                             | Trenton         | .286        | 8          | 14          | 2          | 4                      | 1         | 0         | 0         | 1          | 0          | 3          | 0         |
| <b>Minor League Totals*</b> |                 | <b>.232</b> | <b>706</b> | <b>2278</b> | <b>262</b> | <b>528</b>             | <b>97</b> | <b>15</b> | <b>19</b> | <b>200</b> | <b>264</b> | <b>399</b> | <b>65</b> |

(\*Totals include affiliated minor league baseball only)



# PHIL NEVIN • 3B Coach

2021 SEASON  
SUMMARY

MANAGER, COACHES  
& STAFF BIOS

FULL  
PLAYER BIOS

ADDITIONAL  
PLAYER BIOS

HISTORICAL STATS &  
POSTSEASON RECORDS

POSTSEASON  
SERIES RECAPS

MINORS &  
2022 SCHEDULE



# 88

**FULL NAME:** Phillip Joseph Nevin  
**BIRTHDATE:** 1/19/71 • **OPENING DAY AGE:** 50  
**BIRTHPLACE:** Fullerton, Calif.  
**RESIDES:** Poway, Calif.  
**COLLEGE:** Cal State University Fullerton

## COACHING CAREER

- ▶ Completed his fourth season as Yankees' third base coach, having been named to the position on 2/5/18...spent the 2017 season as the third base coach for the San Francisco Giants in his Major League coaching debut.
- ▶ Owned a .478 (481-525) managerial record over seven minor league seasons with Double-A Erie (2010), Triple-A Toledo (2011-13) and Triple-A Reno (2014-16).
- ▶ In his first managerial season with Reno (2014), guided the Aces to a franchise-tying-best record of 81-63 (.562), while leading them to the PCL Championship Series against Omaha before dropping the series.
- ▶ Spent the 2009 season managing the Orange County Flyers in the independent Golden Baseball League.

## PLAYING CAREER

- ▶ In 12 Major League seasons, hit .270 (1,131-for-4,188) with 584R, 209 doubles, 6 triples, 208HR, 743RBI and 449BB over 1,217 games for the Houston Astros (1995), Detroit Tigers (1995-97), Anaheim Angels (1998), San Diego Padres (1999-2005), Texas Rangers (2005-06), Chicago Cubs (2006) and Minnesota Twins (2006).
- ▶ Played five different positions during his career (third base, first base, catcher, left field, right field), starting at least 35 games at each...in 2001 with the Padres, was named to the NL All-Star Team and set career highs with a .306 batting average, 41HR and 126RBI.
- ▶ Appeared in one career postseason game, going 0-for-3 as the DH for the Twins in Game 1 of the 2006 ALDS.
- ▶ Was originally selected first overall by Houston in the 1992 First-Year Player Draft...is the first former No. 1 overall pick to serve as a Yankees coach.

## CAREER HIGHLIGHTS

NL All-Star Team  
 ▶ 2001

## PERSONAL

- ▶ His son Tyler was drafted by the Colorado Rockies in the first round (38th overall) of the 2015 First-Year Player Draft and is currently a member of the Baltimore Orioles organization.
- ▶ After retiring as a player in 2007, joined the Padres' pregame radio show and also served as an analyst for the college baseball regionals during the College World Series.
- ▶ Attended Cal State Fullerton where he played football and baseball...in 1992, won the Golden Spikes Award and National Player of the Year honors by *Baseball America* and Collegiate Baseball.

Nevin's Career Major League Playing Record

| Year                       | Club       | AVG         | G           | AB          | R          | H           | 2B         | 3B       | HR         | RBI        | BB         | SO          | SB        |
|----------------------------|------------|-------------|-------------|-------------|------------|-------------|------------|----------|------------|------------|------------|-------------|-----------|
| 1995                       | HOUSTON    | .117        | 18          | 60          | 4          | 7           | 1          | 0        | 0          | 1          | 7          | 13          | 1         |
|                            | DETROIT    | .219        | 29          | 96          | 9          | 21          | 3          | 1        | 2          | 12         | 11         | 27          | 0         |
| 1996                       | DETROIT    | .292        | 38          | 120         | 15         | 35          | 5          | 0        | 8          | 19         | 8          | 39          | 1         |
| 1997                       | DETROIT    | .235        | 93          | 251         | 32         | 59          | 16         | 1        | 9          | 35         | 25         | 68          | 0         |
| 1998                       | ANAHEIM    | .228        | 75          | 237         | 27         | 54          | 8          | 1        | 8          | 27         | 17         | 67          | 0         |
| 1999                       | SAN DIEGO  | .269        | 128         | 383         | 52         | 103         | 27         | 0        | 24         | 85         | 51         | 82          | 1         |
| 2000                       | SAN DIEGO  | .303        | 143         | 538         | 87         | 163         | 34         | 1        | 31         | 107        | 59         | 121         | 2         |
| 2001                       | SAN DIEGO  | .306        | 149         | 546         | 97         | 167         | 31         | 0        | 41         | 126        | 71         | 147         | 4         |
| 2002                       | SAN DIEGO  | .285        | 107         | 407         | 53         | 116         | 16         | 0        | 12         | 57         | 38         | 87          | 4         |
| 2003                       | SAN DIEGO  | .279        | 59          | 226         | 30         | 63          | 8          | 0        | 13         | 46         | 21         | 44          | 2         |
| 2004                       | SAN DIEGO  | .289        | 147         | 547         | 78         | 158         | 31         | 1        | 26         | 105        | 66         | 121         | 0         |
| 2005                       | SAN DIEGO  | .256        | 73          | 281         | 31         | 72          | 11         | 1        | 9          | 47         | 19         | 67          | 1         |
|                            | TEXAS      | .182        | 29          | 99          | 15         | 18          | 5          | 0        | 3          | 8          | 8          | 30          | 2         |
| 2006                       | TEXAS      | .216        | 46          | 176         | 26         | 38          | 8          | 0        | 9          | 31         | 21         | 39          | 0         |
|                            | CHICAGO-NL | .274        | 67          | 179         | 26         | 49          | 4          | 0        | 12         | 33         | 17         | 52          | 0         |
|                            | MINNESOTA  | .190        | 16          | 42          | 2          | 8           | 1          | 0        | 1          | 4          | 10         | 15          | 0         |
| <b>AL Totals</b>           |            | <b>.228</b> | <b>326</b>  | <b>1021</b> | <b>126</b> | <b>233</b>  | <b>46</b>  | <b>3</b> | <b>40</b>  | <b>136</b> | <b>100</b> | <b>285</b>  | <b>3</b>  |
| <b>NL Totals</b>           |            | <b>.284</b> | <b>891</b>  | <b>3167</b> | <b>458</b> | <b>898</b>  | <b>163</b> | <b>3</b> | <b>168</b> | <b>607</b> | <b>349</b> | <b>734</b>  | <b>15</b> |
| <b>Major League Totals</b> |            | <b>.270</b> | <b>1217</b> | <b>4188</b> | <b>584</b> | <b>1131</b> | <b>209</b> | <b>6</b> | <b>208</b> | <b>743</b> | <b>449</b> | <b>1019</b> | <b>18</b> |



# P.J. PILITTERE • Asst. Hitting Coach

# 74

**FULL NAME:** Peter John Pilittere  
**BIRTHDATE:** 11/23/81 • **OPENING DAY AGE:** 39  
**BIRTHPLACE:** San Dimas, Calif.  
**RESIDES:** Indio, Calif.  
**COLLEGE:** Cal State University Fullerton



## COACHING CAREER

- ▶ Completed his fourth season as the Yankees' assistant hitting coach in 2021...made his Major League coaching debut in 2018 after being named to the role on 2/5/18...was the third person to hold the position, joining Alan Cockrell in 2015 and Marcus Thames from 2016-17.
- ▶ The 2021 season marked his 10th with the Yankees organization (fourth in his current role) after previously serving as the hitting coach at four different levels over five years from 2013-17: Triple-A Scranton/Wilkes-Barre (2017), Double-A Trenton (2015-16), Single-A Tampa (2014) and Single-A Charleston (2013)...began his coaching career with the GCL Yankees in 2012.
- ▶ In 2017—his only season coaching with Scranton/WB—the RailRiders established a Yankees-era franchise record with a league-high 153HR, surpassing the previous team high of 133, set in 2013.
- ▶ In 2014, served as the hitting coach for the Scottsdale Scorpions of the Arizona Fall League.

## PLAYING CAREER

- ▶ Played eight minor league seasons as a catcher in the Yankees system from 2004-11, hitting .264 (424-for-1,605) with 77 doubles, 16HR and 183RBI in 470 games.
- ▶ Twice led his league in fielding percentage at catcher, producing a .995 mark with Double-A Trenton in 2007 and a .998 mark with Single-A Tampa in 2006...posted a .995 career fielding pct. as a catcher, making just 18 errors in 3,306 total chances behind the plate.
- ▶ Was signed by Arizona to a minor league contract as a free agent in November 2010, but was released by the Diamondbacks prior to the start of the 2011 season and re-signed with the Yankees.
- ▶ Was originally selected by the Yankees in the 13th round of the 2004 First-Year Player Draft.

## PERSONAL

- ▶ Last name is pronounced "pill-ih-TAIR-ee."
- ▶ Was a team captain at Cal State Fullerton, helping lead the Titans to a College World Series Championship in 2004...hit .351 with 18 doubles, 4HR and 49RBI in 69 games during his senior season.
- ▶ Graduated from Bishop Amat H.S. (Calif.)...earned first-team All-Del Rey League and honorable mention All-San Gabriel Valley honors...was the starting catcher in the 1999 San Gabriel Valley All-Star Game.

Pilittere's Career Playing Record

| Year                       | Club          | AVG         | G          | AB          | R          | H          | 2B        | 3B       | HR        | RBI        | BB         | SO         | SB       |
|----------------------------|---------------|-------------|------------|-------------|------------|------------|-----------|----------|-----------|------------|------------|------------|----------|
| 2004                       | Staten Island | .215        | 34         | 121         | 9          | 26         | 6         | 0        | 0         | 11         | 3          | 18         | 1        |
| 2005                       | Staten Island | .250        | 53         | 176         | 18         | 44         | 11        | 0        | 4         | 25         | 12         | 17         | 0        |
| 2006                       | Tampa         | .302        | 87         | 291         | 39         | 88         | 14        | 2        | 5         | 38         | 20         | 24         | 3        |
| 2007                       | Trenton       | .261        | 100        | 348         | 43         | 91         | 16        | 2        | 2         | 34         | 26         | 42         | 0        |
| 2008                       | Trenton       | .277        | 97         | 364         | 46         | 101        | 15        | 1        | 3         | 48         | 20         | 32         | 0        |
| 2009                       | Scranton/WB   | .244        | 28         | 86          | 8          | 21         | 6         | 0        | 1         | 9          | 3          | 9          | 0        |
|                            | Trenton       | .198        | 27         | 96          | 5          | 19         | 3         | 0        | 0         | 8          | 7          | 8          | 0        |
| 2010                       | Scranton/WB   | .357        | 22         | 56          | 6          | 20         | 4         | 0        | 1         | 5          | 5          | 13         | 0        |
| 2011                       | Scranton/WB   | .209        | 22         | 67          | 4          | 14         | 2         | 0        | 0         | 5          | 8          | 10         | 1        |
| <b>Minor League Totals</b> |               | <b>.264</b> | <b>470</b> | <b>1605</b> | <b>178</b> | <b>424</b> | <b>77</b> | <b>5</b> | <b>16</b> | <b>183</b> | <b>104</b> | <b>173</b> | <b>5</b> |



# TANNER SWANSON • Coach

# 76

**FULL NAME:** Tanner James Swanson  
**BIRTHDATE:** 8/31/82 • **OPENING DAY AGE:** 38  
**BIRTHPLACE:** Seattle, Wash.  
**RESIDES:** Seattle, Wash.  
**COLLEGE:** Central Washington University



2021 SEASON  
SUMMARY

MANAGER, COACHES  
& STAFF BIOS

FULL  
PLAYER BIOS

ADDITIONAL  
PLAYER BIOS

HISTORICAL STATS &  
POSTSEASON RECORDS

POSTSEASON  
SERIES RECAPS

MINORS &  
2022 SCHEDULE

## COACHING CAREER

- ▶ Completed his second season as the Yankees' quality control coach in 2021 after being named to the position on 1/14/20...also serves as the team's catching coach and the organization's Director of Catching, in which he oversees the Yankees' catching operation at all levels and consults with the player development catching coordinator.
- ▶ In 2021, Yankees catchers ranked sixth in the Majors and third in the AL in catcher ERA (3.74).
- ▶ Spent two seasons (2018-19) as the Minnesota Twins' minor league catching coordinator.
- ▶ Prior to joining the Twins, spent nine seasons at various levels of collegiate baseball, including a five-year stint as a volunteer assistant coach at the University of Washington (2013-17), where he also briefly served as the school's Director of Baseball Operations for one season (2012)...during his tenure as a coach at Washington, his catchers garnered three All-Pac-12 Conference selections, with two also being selected in the first three rounds of the Major League First-Year Player Draft.
- ▶ Served as head coach at Green River Community College (Wash.) in 2011...was a lecturer in the School of Physical Education and School Health, while also serving as an assistant coach at his alma mater, Central Washington University, in 2010...in 2009, was an assistant coach at Everett Community College (Wash.), and in 2008, he taught and coached baseball at Sultan High School.

## PLAYING CAREER

- ▶ Did not play baseball professionally.

## PERSONAL

- ▶ Grew up in Roslyn, Wash., and graduated from Cle Elum-Roslyn High School in 2001.
- ▶ Attended Green River Community College (Wash.) for one year and Everett Community College (Wash.) for one year, earning All-NWAACC honors as a sophomore in 2003...graduated from Central Washington University in 2006 with a Bachelor of Science degree in Physical Education and School Health...while at CWU, was an academic all-conference selection.
- ▶ Attended Seattle University and is in the process of earning a Masters in Sports Administration and Leadership.
- ▶ Created the "Coaches vs. COVID" campaign in March 2020...the campaign invited coaches to use their sports expertise to connect with communities around the world via online professional development webinars...donations were made by webinar participants and 100% of the funds raised directly supported the Fred Hutch Cancer Research Center in Seattle, which focused on critical COVID-19 prevention and treatment research in collaboration with the University of Washington, Seattle Cancer Care Alliance and the Bill & Melinda Gates Foundation.



# MARCUS THAMES • Hitting Coach



# 72

**FULL NAME:** Marcus Markley Thames  
**BIRTHDATE:** 3/6/77 • **OPENING DAY AGE:** 44  
**BIRTHPLACE:** Louisville, Miss.  
**RESIDES:** Tampa, Fla.  
**COLLEGE:** Texas State University

## COACHING CAREER

- ▶ Completed his fourth season as the Yankees' hitting coach in 2021 after being named to the position on 2/5/18...spent the prior two seasons (2016-17) as the club's assistant hitting coach.
- ▶ In 2020, Yankees batters ranked fifth in the Majors (second in the AL) with 94HR...led the Majors in walks (251), ranked fourth in runs (315) and OBP (.342), fifth in OPS (.789) and seventh in SLG (.447)...the Yankees had both the Majors' batting leader (INF DJ LeMahieu, .364) and home run leader (1B Luke Voit, 22HR) for the third time in franchise history (first when it was not the same player)...were the first teammates to lead the Majors in batting average and homers when Hank Aaron (.355 BA) and Eddie Mathews (46HR) for the 1959 Braves.
- ▶ In 2019, Yankees batters set a franchise record with 306HR, one shy of the Major League record set by the 2019 Minnesota Twins (307)...had a Major League-record 14 players hit at least 10HR, surpassing their own 2018 record (12)...tied club records with five players hitting 25HR and seven players with at least 20HR...Yankees batters scored 943R, their most since 2007 (968) and most in the Majors in 2019.
- ▶ In 2018, Yankees batters set a then-single-season Major League record with 267HR, surpassing the 1997 Mariners (264) for the all-time team record (the 267HR record was surpassed by four clubs in 2019)...their 1.65HR/G and 20.66AB/HR ratios were also best in Major League history (also since surpassed)...ranked second in the Majors with 851R and 5.25R/G, trailing only Boston in both categories (876R, 5.41R/G)...tied a then-Major League record with 24 individual multi-HR games (also the 1961 Yankees and 1966 Braves, all surpassed in 2019)...became the first team in Baseball history to have 12 players hit at least 10HR in the same season...had five players with at least 25HR, matching the franchise record (also 2009 and '19)...according to *Elias*, became the first team in Major League history to hit at least 20HR from all nine batting order spots.
- ▶ In 2017, Yankees batters led the Majors with 241HR, the sixth-highest total in franchise history...scored 858R and averaged 5.30R/G, second to only Houston (896R, 5.53R/G)...outscored the Yankees' 2016 club (680R) by 178 runs, their largest year-over-year scoring increase since improving 247R from 1936-37 (excludes strike years).
- ▶ In 2016, helped three players record their first career 20HR seasons (Castro, Gregorius and Sánchez).
- ▶ Was a minor league hitting coach in the Yankees organization for three seasons, serving the role for Single-A Tampa in 2013, Double-A Trenton in 2014 and Triple-A Scranton/Wilkes-Barre in 2015...in 2015, the RailRiders offense led the International League with a .271 BA (1,332-for-4,915), 622 runs scored and a .727 OPS.

## PLAYING CAREER

- ▶ Was selected by the Yankees in the 30th round of the 1996 First-Year Player Draft...played in parts of 10 Major League seasons with the Yankees (2002, '10), Texas (2003), Detroit (2004-09) and Los Angeles-NL (2011), combining to hit .246 (450-for-1,827) with 115HR and 301RBI.
- ▶ Made his Major League debut and homered off Randy Johnson in his first career at-bat on 6/10/02 vs. Arizona.
- ▶ Hit a career-high 26HR in 110 games with the AL Champion Detroit Tigers in 2006.

## PERSONAL

- ▶ Last name is pronounced "tims"...attended East Central Community College (Miss.) and Texas State University.
- ▶ Participated in and sponsored youth baseball organizations throughout his career, including Gloves for Kids and Play Baseball Detroit...also sponsored youth baseball teams during the annual Negro Leagues Weekend.
- ▶ Was a member of the National Guard from 1994-98.

### Thames' Career Major League Playing Record

| Year                       | Club           | AVG         | G          | AB          | R          | H          | 2B         | 3B        | HR         | RBI        | BB         | SO         | SB        |
|----------------------------|----------------|-------------|------------|-------------|------------|------------|------------|-----------|------------|------------|------------|------------|-----------|
| 2002                       | YANKEES        | .231        | 7          | 13          | 2          | 3          | 1          | 0         | 1          | 2          | 0          | 4          | 0         |
| 2003                       | TEXAS          | .205        | 30         | 73          | 12         | 15         | 2          | 0         | 1          | 4          | 8          | 18         | 0         |
| 2004                       | DETROIT        | .255        | 61         | 165         | 24         | 42         | 12         | 0         | 10         | 33         | 16         | 42         | 0         |
| 2005                       | DETROIT        | .196        | 38         | 107         | 11         | 21         | 2          | 0         | 7          | 16         | 9          | 38         | 0         |
| 2006                       | DETROIT        | .256        | 110        | 348         | 61         | 89         | 20         | 2         | 26         | 60         | 37         | 92         | 1         |
| 2007                       | DETROIT        | .242        | 86         | 269         | 37         | 65         | 15         | 0         | 18         | 54         | 13         | 72         | 2         |
| 2008                       | DETROIT        | .241        | 103        | 316         | 50         | 76         | 12         | 0         | 25         | 56         | 24         | 95         | 0         |
| 2009                       | DETROIT        | .252        | 87         | 258         | 33         | 65         | 11         | 1         | 13         | 36         | 29         | 72         | 0         |
| 2010                       | YANKEES        | .288        | 82         | 212         | 22         | 61         | 7          | 0         | 12         | 33         | 19         | 61         | 0         |
| 2011                       | LOS ANGELES-NL | .197        | 36         | 66          | 4          | 13         | 1          | 1         | 2          | 7          | 4          | 16         | 0         |
| <b>Minor League Totals</b> |                | <b>.278</b> | <b>911</b> | <b>3344</b> | <b>580</b> | <b>928</b> | <b>207</b> | <b>28</b> | <b>147</b> | <b>545</b> | <b>367</b> | <b>645</b> | <b>51</b> |
| <b>Major League Totals</b> |                | <b>.246</b> | <b>640</b> | <b>1827</b> | <b>256</b> | <b>450</b> | <b>83</b>  | <b>4</b>  | <b>115</b> | <b>301</b> | <b>159</b> | <b>510</b> | <b>3</b>  |



# REGGIE WILLITS • 1B Coach

# 75

**FULL NAME:** Reggie Gene Willits  
**BIRTHDATE:** 5/30/81 • **OPENING DAY AGE:** 39  
**BIRTHPLACE:** Chickasha, Okla.  
**RESIDES:** Fort Cobb, Okla.  
**COLLEGE:** University of Oklahoma



2021 SEASON  
SUMMARY

MANAGER, COACHES  
& STAFF BIOS

FULL  
PLAYER BIOS

ADDITIONAL  
PLAYER BIOS

HISTORICAL STATS &  
POSTSEASON RECORDS

POSTSEASON  
SERIES RECAPS

MINORS &  
2022 SCHEDULE

## COACHING CAREER

- ▶ Completed his fourth season as the Yankees' first base coach and outfield instructor in 2021...made his Major League coaching debut in the role in 2018 after being named to the position on 2/5/18.
- ▶ Spent the prior three seasons (2015-17) serving as an outfield and baserunning coordinator in the organization's player development system...during his tenure, Yankees minor leaguers were successful on 70.3 percent of their stolen base attempts.
- ▶ Prior to joining the Yankees organization, served as the head coach of both fall and spring baseball at Binger-Oney H.S. (Okla.) from August 2012 to January 2015...his team qualified for the state tournament in four of his five seasons and captured the state championship twice.

## PLAYING CAREER

- ▶ Played six seasons as a switch-hitting outfielder for the Los Angeles Angels (2006-11), batting .258 (218-for-844) with 146R, 35 doubles, 58RBI and 40SB in 414 Major League games...in 2007, he led all AL rookies with 69BB and a .391 OBP and ranked in the top five in batting average (second, .293), stolen bases (second, 27), runs (third, 74) and hits (fifth, 126).
- ▶ Was originally selected by the Angels in the seventh round of the 2003 First-Year Player Draft out of the University of Oklahoma.

## PERSONAL

- ▶ His father named him Reggie after Reggie Jackson...his sister, Wendi, was a professional basketball player and won a championship with the Los Angeles Sparks.
- ▶ Played for the University of Oklahoma after transferring from Seminole State College (Okla.).
- ▶ Attended Fort Cobb-Broxtton H.S. (Okla.).

Willits' Career Playing Record

| Year                       | Club             | AVG         | G          | AB          | R          | H          | 2B        | 3B        | HR        | RBI        | BB         | SO         | SB         |
|----------------------------|------------------|-------------|------------|-------------|------------|------------|-----------|-----------|-----------|------------|------------|------------|------------|
| 2003                       | Provo            | .300        | 59         | 230         | 53         | 69         | 14        | 4         | 4         | 27         | 37         | 52         | 14         |
| 2004                       | Rancho Cucamonga | .285        | 135        | 526         | 99         | 150        | 17        | 5         | 5         | 52         | 73         | 112        | 44         |
| 2005                       | Arkansas         | .304        | 123        | 487         | 75         | 148        | 23        | 6         | 2         | 46         | 54         | 78         | 40         |
| 2006                       | Salt Lake        | .327        | 97         | 352         | 85         | 115        | 18        | 4         | 3         | 39         | 77         | 50         | 31         |
|                            | LOS ANGELES-AL   | .267        | 28         | 45          | 12         | 12         | 1         | 0         | 0         | 2          | 11         | 10         | 4          |
| 2007                       | LOS ANGELES-AL   | .293        | 136        | 430         | 74         | 126        | 20        | 1         | 0         | 34         | 69         | 83         | 27         |
| 2008                       | LOS ANGELES-AL   | .194        | 82         | 108         | 21         | 21         | 4         | 0         | 0         | 7          | 21         | 26         | 2          |
|                            | Salt Lake        | .378        | 10         | 37          | 7          | 14         | 2         | 1         | 0         | 4          | 5          | 6          | 1          |
|                            | Rancho Cucamonga | .357        | 4          | 14          | 4          | 5          | 0         | 0         | 0         | 0          | 2          | 1          | 2          |
| 2009                       | Salt Lake        | .261        | 62         | 234         | 40         | 61         | 10        | 1         | 1         | 27         | 34         | 44         | 11         |
|                            | LOS ANGELES-AL   | .213        | 49         | 80          | 16         | 17         | 2         | 0         | 0         | 6          | 5          | 17         | 5          |
| 2010                       | Rancho Cucamonga | .267        | 5          | 15          | 3          | 4          | 1         | 0         | 0         | 1          | 4          | 2          | 2          |
|                            | LOS ANGELES-AL   | .258        | 97         | 159         | 23         | 41         | 7         | 0         | 0         | 8          | 19         | 26         | 2          |
| 2011                       | Inland Empire    | .200        | 5          | 20          | 1          | 4          | 1         | 0         | 0         | 3          | 3          | 5          | 0          |
|                            | LOS ANGELES-AL   | .045        | 22         | 22          | 0          | 1          | 1         | 0         | 0         | 1          | 4          | 7          | 0          |
|                            | Salt Lake        | .260        | 65         | 227         | 36         | 59         | 5         | 2         | 0         | 15         | 44         | 46         | 5          |
| <b>Minor League Totals</b> |                  | <b>.294</b> | <b>565</b> | <b>2142</b> | <b>403</b> | <b>629</b> | <b>91</b> | <b>23</b> | <b>15</b> | <b>214</b> | <b>333</b> | <b>396</b> | <b>150</b> |
| <b>Major League Totals</b> |                  | <b>.258</b> | <b>414</b> | <b>844</b>  | <b>146</b> | <b>218</b> | <b>35</b> | <b>1</b>  | <b>0</b>  | <b>58</b>  | <b>129</b> | <b>169</b> | <b>40</b>  |



# Additional Yankees Coaching Staff



## **Brett Weber**

### **Director of Advance Scouting and Coaching Assistant**

The 2021 season marked his fourth as the Yankees' Director of Advance Scouting and Coaching Assistant...joined the Major League coaching staff in 2009...handles advance materials in preparation for upcoming series, working directly with the coaching staff to provide analytical information...also coordinates all Yankees aspects of the MLB replay system...was drafted by the Phillies in 1997 (did not sign) and Yankees in 1998, spending three seasons pitching in the Yankees' minor league system (1998-2000)...also pitched for the Schaumburg Flyers in independent league baseball from 2003-04...a 1998 graduate of the University of Illinois, Weber worked in finance at Smith Barney Citigroup between his pitching and coaching career.



## **Zac Fieroh**

### **Analyst, Major League Coaching Staff**

Completed his fourth season as the Yankees' Major League Analyst...is responsible for integrating the use of quantitative information with on-field performance and preparation, serving as a conduit between the quantitative analysis department and the Major League players and coaches...worked in the Yankees' quantitative analysis department in 2017...was a software consultant prior to joining the Yankees...graduated from the University of Michigan with a degree in Industrial & Operations Engineering in 2012.



## **Radley Haddad**

### **Coaching Assistant and Bullpen Catcher**

Completed his fifth season as the Yankees' Coaching Assistant and Bullpen Catcher after transitioning from a player to the coaching staff at the start of the 2017 season...works closely with Yankees coaches to aid in the development of Yankees pitchers and catchers...played four minor league seasons as a catcher with the Yankees (2013-16) after being signed by the organization as a non-drafted free agent in June 2013...also served as a player/coach with Staten Island in 2016...the Carmel, Ind., native graduated from Butler University with a finance degree in 2013.



## **Aaron Barnett**

### **Bullpen Catcher**

Completed his second season as Yankees Bullpen Catcher...spent the 2019 season interning in the Mariners' player development department...played baseball at Pepperdine University from 2013-17, where he graduated with a degree in economics and a minor in applied mathematics...following his graduation, worked at Deloitte & Touche as a transfer pricing consultant from August 2017 through April 2018...underwent "Tommy John" surgery in December 2017 as he looked to get back into baseball...prior to joining Seattle's front office, worked as a sales analyst at MDF Instruments, a medical device company.



## **Dan Pane**

### **Major League Video Coordinator**

Completed his sixth season as the Yankees' Major League Video Coordinator after being hired by the team in January 2016...is responsible for editing video, charting games and distributing advance video for review by players, coaches and the front office...before joining the Yankees, spent five seasons with the Pittsburgh Pirates as an Advance Video Scouting Assistant from 2011-12 and Minor League Video Coordinator from 2013-15...prior to that, spent two seasons with the Los Angeles Dodgers organization as a Minor League Video intern for Double-A Chattanooga in 2009 and Triple-A Albuquerque in 2010...spent 2008 as a Florida Operations intern for the Pittsburgh Pirates during spring training before being hired as a Florida Operations Assistant upon his college graduation...the Omaha, Neb., native graduated from Wayne State College in May 2008 with a degree in Sport Management.



## **Tyler DeClerck**

### **Manager of Advance Scouting**

Completed his seventh season with the Yankees and third as the team's Manager of Advance Scouting...spent 2015-18 in various roles within Player Development...previously spent time with both the Washington Nationals and Detroit Tigers...the Rochester, N.Y., native graduated from the University of Rochester with a degree in Financial Economics.



# Player Health & Performance Staff



## Eric Cressey • Director, Player Health and Performance

The 2021 season marked his second with the Yankees as the club's Director of Player Health and Performance...is the first person to hold the title with the organization and plays a role in staffing, assessments, facility enhancements, equipment, continuing education, and technology across strength and conditioning and sports medicine...is president and co-founder of Cressey Sports Performance, which has facilities in Palm Beach Gardens, Fla. and Hudson, Mass., and specializes its training programs on kinesiology and biomechanics...has worked with athletes of all ages and levels, ranging from youth sports to professionals and Olympians, helping them to reach the pinnacle in performance in their sports...has worked most extensively with baseball players, with more than 100 professional players training with him each offseason...Yankees pitching coach Matt Blake previously worked as a pitching coordinator for the company...is host of the "Elite Baseball Development" podcast and has served as an invited guest speaker nationally and internationally...has also authored more than 500 articles and published five books...is a Certified Strength and Conditioning Specialist (CSCS) through the National Strength and Conditioning Association...received his Master's degree in kinesiology with a concentration in exercise science through the University of Connecticut...his Master's thesis was published in the Journal of Strength and Conditioning Research...while at UConn, was involved in varsity strength and conditioning and research in the human performance laboratory...completed his undergraduate work at the University of New England with a double major in exercise science and sports and fitness management...currently serves on the advisory boards for the International Youth Conditioning Association, OnBaseU, and Precision Nutrition, and is a baseball consultant to New Balance...served as the strength and conditioning coach for the USA Baseball Under-18 National Team that won the gold medal at the 2015 World Cup in Osaka, Japan...as a competitive powerlifter, holds several state, national and world records.



## Donovan Santas • Assistant Director, Player Health and Performance

Completed his second season as the Yankees' Assistant Director of Player Health and Performance in 2021, the first person to hold the position for the club...will be his 21st season working in professional baseball, having also spent time with the Blue Jays...most recently served as Toronto's Head of Strength and Conditioning, overseeing all areas of the field for the organization...earned a Bachelor of Science degree in exercise and sports science from the University of Wisconsin-La Crosse and is a National Strength and Conditioning Association Registered Strength and Conditioning Coach with Distinction...serves on the Board of Directors for the Professional Baseball Strength Coaches Society.



## Michael Schuk • Director, Sports Medicine & Rehabilitation

Completed his eighth season with the Yankees and second as Director of Sports Medicine & Rehabilitation...spent six seasons (2014-19) as the team's Physical Therapist/Assistant Athletic Trainer...from 2012-14, worked on the THOR<sup>3</sup> initiative, a program designed to aid the physical and mental abilities of Army Special Forces...prior to his work with the Army, served as an athletic trainer in the Cleveland Indians' minor league system in 2006 and again in 2010...earned a Doctor of Physical Therapy degree at Nova Southeastern University in Fort Lauderdale, Fla., in 2010...graduated from the University of Central Florida in 2005.



## Tim Lentych • Head Athletic Trainer

The 2021 season was his second as the Yankees' Head Athletic Trainer and 18th with the organization...spent four seasons (2016-19) as the Yankees' Assistant Athletic Trainer...was the Yankees' Minor League Head Athletic Trainer from 2012-15...spent four seasons as the head trainer for Double-A Trenton (2008-11) and was named the 2009 Eastern League "Athletic Trainer of the Year"...was the trainer with Single-A Charleston from 2005-07 after serving the same role for short-season Single-A Staten Island in 2004...earned his Bachelor's degree in applied sciences and technology with a concentration in athletic training from Ball State University in 2001 and worked as an athletic training intern with Baltimore that year...earned his Master's degree from the University of Tennessee in 2004.



## Steve Donohue • Director, Medical Services

Completed his 43rd consecutive season in the Yankees organization in 2021 and second as Director of Medical Services...served eight seasons as the team's Head Athletic Trainer (2012-19)...spent 26 years (1986-2011) as the Yankees' Assistant Athletic Trainer under Gene Monahan, sharing MLB's "Athletic Training Staff of the Year" honors in 1990 and 2010...in January 2020, was inducted into the New York State Athletic Trainers Association Hall of Fame...in January 2018, was named the winner of the "Most Distinguished Athletic Trainer Award" by the National Athletic Trainers Association...served as an athletic trainer for the American League squad at the 2018 All-Star Game at Nationals Park in Washington D.C., the 2006 All-Star Game at Pittsburgh's PNC Park and the 1999 All-Star Game at Boston's Fenway Park...began his athletic training career in 1979 at the Yankees' Double-A West Haven affiliate before being promoted to Double-A Nashville (1980-81) and Triple-A Columbus (1982-85)...was promoted to the New York Yankees in 1986...is a 1974 graduate of Cardinal Spellman High School in the Bronx and a 1979 graduate of the University of Louisville...was the trainer for the NCAA Champion University of Louisville men's basketball team in 1980...is a member of the National Athletic Trainers Association and on the organization's public relations committee...is also a member of the Eastern Athletic Trainers Association...also pens the annual Professional Baseball Athletic Trainers Society's *Confidential Directory*.





### **Alfonso Malaguti • Assistant Athletic Trainer**

Completed his second season as the Yankees' Assistant Athletic Trainer and 10th in the Yankees organization...served as the Yankees' International Player Development Athletic Trainer from 2018-19...joined the Yankees as an Athletic Trainer Intern with Single-A Tampa in 2010 and served in the same role with Player Development in 2011...was the GCL Yankees East Athletic Trainer in 2012 before becoming the Latin America Medical Coordinator and GCL athletic trainer from 2012-15...served as the U.S. Men's National Softball Team Athletic Trainer from 2017-19, which included the 2019 Lima Pan American games and tournaments in the Czech Republic, U.S.A. and Dominican Republic...in 2016, founded Centro de Medicina Deportiva Malaguti, a sports medicine clinic and rehab center in Juan Dolio, D.R. that works with patients of all ages and specializes in the examination and program development of professional and amateur baseball players...won the GCL Athletic Trainer of the Year Award in 2014...earned a Bachelor's degree in athletic training from the University of South Florida in 2011...is a native of Maracay, Venezuela.



### **Joe Bello • Major League Physical Therapist**

Completed his first season as the Yankees' Major League Physical Therapist and his fifth with the Yankees organization...spent the previous three seasons (2018-20) as the minor league physical therapist for Yankees Player Development after joining the organization in 2017 as a physical therapy intern...graduated from Ithaca College with his Bachelor's degree in Clinical Health Studies in 2015 and also earned his Doctorate of Physical Therapy degree from Ithaca College in 2017...became a Certified Strength and Conditioning Specialist (CSCS) in 2017 and a Board Certified Clinical Specialist in Sports Physical Therapy (SCS) in 2020.



### **Brett McCabe • Major League Strength and Conditioning Coach**

Completed his second season as the Yankees' Major League Strength and Conditioning Coach in 2021...spent six seasons (2013-18) in the same role with the San Diego Padres...prior to joining the Padres, spent seven seasons (2006-12) with the Arizona Diamondbacks, where, as the minor league strength and conditioning coordinator, he oversaw the strength and conditioning programs for each of the organization's affiliates...from 2003-05, was a strength and conditioning coach in the Blue Jays system, working at Double-A New Haven in 2003 and Triple-A Syracuse from 2004-05...earned a Bachelor of Science degree in movement science at Grand Valley State University (Mich.) in 2002...is a licensed massage therapist, registered strength and conditioning coach and certified strength and conditioning specialist.



### **Matt Rutledge • Major League Assistant Strength and Conditioning Coach**

Completed his second season as the Yankees' Major League Assistant Strength and Conditioning Coach...spent the prior five seasons in the Athletics organization...from 2018-19, served as the organization's minor league assistant strength and conditioning coordinator...served as a minor league strength and conditioning coach in the A's system from 2015-17...earned a Bachelor of Science degree in community health sciences from the University of Nevada-Reno in 2013, and is a native of Carson City, Nevada.



### **Drew Weisberg • Major League Dietitian**

Completed his fifth season in the Yankees organization and second as the Major League Dietitian...spent the prior three seasons (2017-19) as the team's Assistant Strength and Conditioning Coach...before joining the Yankees, worked as an intern in the nutrition department for the Green Bay Packers from 2015-17...completed his undergraduate degree at Rutgers University in 2014 and became a registered dietitian through schooling at NYU in 2018...is also a certified strength and conditioning specialist...is a native of Bergen County, N.J.



### **Doug Cecil • Massage Therapist**

Completed his 11th season as the Yankees' Massage Therapist in 2021, having joined the organization in 2011...prior to his time with the Yankees, held the same role for the Tampa Bay Devil Rays (2005), Toronto Blue Jays (2006) and Texas Rangers (2007-10)...attended Florida State University and later graduated from the Suncoast School of Massage for Sports Medicine in 2005...grew up in Elizabethtown, Ky., and later spent 20 years living in Tampa, Fla.



# Yankees Medical Staff



## Dr. Christopher Ahmad, M.D.

### Head Team Physician


Dr. Christopher S. Ahmad completed his 13th season as Yankees Head Team Physician in 2021...holds the same position with NYCFC...has been an Assistant Attending Orthopaedic Surgeon in the Sports Medicine and Shoulder Service at New York Orthopaedic Hospital since 2001...has also served as an Associate Professor of Orthopaedic Surgery at Columbia University since 2007 after having been an Assistant Professor beginning in 2001...trained in sports medicine at the Kerlan-Jobe Orthopaedic Clinic from 2000-01, which included team physician coverage for the Dodgers (MLB), Lakers (NBA), Kings (NHL), Galaxy (MLS) and Fullerton College football...was Administrative Chief Resident of Orthopaedic Surgery from 1999-2000 at Columbia University, where he served his orthopaedic surgery residency from 1996-99...completed the Frank E. Stinchfield Orthopaedic Research Fellowship at Columbia from 1994-95...received his M.D. from the NYU School of Medicine in 1994 and a B.S. in Mechanical Engineering from Columbia University in 1990...has been elected into the American Orthopaedic Society for Sports Medicine and the American Shoulder and Elbow Surgeons Society...his practice specializes in advanced arthroscopic surgical techniques for sports-related injuries of the knee, shoulder and elbow.



## Dr. Paul Lee, M.D., M.P.H.

### Head Team Internist

Dr. Paul Gene Lee has served as the Head Team Internist for the New York Yankees since 2007...has held the same position with New York City Football Club since 2015...is the Harry C. and Misook Doolittle Professor of Medicine at Columbia University...received his B.A. degree from Cornell University, his M.D. degree from Mount Sinai School of Medicine and his M.P.H. degree from Columbia University...after serving as a chief resident at Columbia Presbyterian Medical Center, he joined the faculty in 2001...among his current functions, he serves as Medical Director of the Hospitalist Program, Medical Director for Columbia Crown Health, a concierge medicine program, and Medical Director for Global (International) Patient Services at the NewYork-Presbyterian Hospital.




## Dr. Stuart J. Hershon, M.D., P.C.

### Senior Advisor, Orthopedics

Born December 18, 1937, in Brooklyn, N.Y., Hershon, completed his 34th season as part of the Yankees medical staff, serving as the team's Head Physician from 1988-2008...is an orthopedic surgeon affiliated with NYU Langone Medical Center and Hospital for Joint Diseases, where he is Assistant Clinical Professor of Sports Medicine and Orthopedic Surgery...was formerly Chief of Sports Medicine at Roosevelt Hospital and North Shore University Hospital...graduated from Harvard (1959) and New York Medical College (1963) before serving as a medical officer with the U.S. Navy from 1964-66...was a starting tight end for Harvard and their leading receiver in 1958...was a *Newsday* "All-Scholastic" player at Long Beach (N.Y.) High School in 1954...has also served as team physician for the New York Arrows of the Major Indoor Soccer League and Nassau Community College.



Dr. Norman Castellano, M.D.  
Team Physician, Tampa



Dr. Will Turner, M.D.  
Team Internist



Dr. Daniel Murphy, M.D.  
Team Orthopedic Surgeon, Tampa

### Additional Medical Staff

T. Sean Lynch - Orthopedic  
Arnold Ramirez - Family Practice/Sports Medicine, Tampa  
Scott Levy, D.D.S. - Dentist  
Darrell Rigel, M.D. - Dermatologist  
Louis Bisogni, D.C. - Chiropractor  
Gil Chimes, D.C. - Chiropractor  
Scott Hegseth, D.C. - Team Chiropractor, Tampa



# Yankees Mental Conditioning Staff

*The Mental Conditioning Department educates, challenges, and supports players, coaches, and staff on the mental side of the game by emphasizing the right mindset that contributes to elite performance, on and off the field.*



## **Chad Bohling**

### **Director, Mental Conditioning**

Completed his 17th season in the Yankees organization, overseeing the club's mental conditioning department...was named to his position in 2009 and works with the Major League club throughout the season...also assists with scouting interviews for the Major League Baseball First-Year Player Draft...outside of the Yankees, consults with the Dallas Cowboys in the NFL (since 2012) and Wheels Up Aviation Company (since 2019), and serves in an advisory role for both the Michael Johnson Performance Center and LEADERS in Sport...prior to joining the Yankees, served as the Director of Mental Conditioning for the IMG Academies in Bradenton, Fla., from 1997-2005, working with many athletes, including Olympians and MLB, NBA, NFL, ATP and WTA professionals...with IMG, specifically worked with 27 NFL first-round draft picks from 2001-05 and the Jacksonville Jaguars from 2002-05...also while at IMG Academies, served as an Adjunct Professor for Manatee Community College, teaching Mental Training and Development...earned a B.A. in Psychology from Wichita State University and an M.A. in Exercise and Nutritional Sciences with specialization in Sport Psychology from San Diego State University.



## **Chris Passarella**

### **Associate Director, Mental Conditioning**

Completed his 14th season with the Yankees organization, having joined the club in 2008...is based out of the Yankees' Player Development Complex in Tampa, but travels throughout the team's minor league system during the season...oversees the organization's mental conditioning program as it relates to the annual Major League Baseball First-Year Player Draft, conducting interviews with prospective amateur players prior to the June draft...earned a B.A. of Psychology from the University of Indianapolis in 1999 and an M.S. in Sport Behavior and Performance from Miami University (Ohio) in 2001.



## **Héctor González**

### **Coordinator, Cultural Development**


The 2021 season marked his 13th as the Yankees' Cultural Development Coordinator...is based out of the Yankees' Player Development Complex in Tampa...travels throughout the minor league system during the season to work with the organization's prospects, while also assisting Latin American players as they adjust to life in the United States...the former infielder is a native of Estado Miranda, Venezuela, and was selected by the Yankees in the 35th round of the 2003 First-Year Player Draft...played in the Yankees' minor league system for three seasons (2003-05)...graduated from Brito Miami Private School in Miami, Fla., and is currently attending Hillsborough Community College (Fla.).



## **David Schnabel**

### **Video Coordinator, Mental Conditioning**

Completed his 12th season with the Yankees organization...produces motivational, educational and highlight videos for individual players and for use in team and group meetings...also assists other departments within the Yankees organization with video needs (i.e. front office, scouting and player development)...attended Vanderbilt University, where he earned a Bachelor of Music degree.




## **Noel Garcia**

### **Mental Conditioning Coach**

Completed his third season in the Yankees organization, having been hired in February 2019...in his role, assists with domestic and Latin players on the mental side of the game, as well as guiding Latin players in their transition to the United States...earned a Masters of Science in Sports Exercise and Performance Psychology from Barry University (Fla.) in May 2018.



# Yankees Support Staff



**Rob Cucuzza**  
Equipment Manager

Completed his 24th season as home clubhouse manager...was named the 2010 MLB "Home Clubhouse Manager of the Year" as voted by his peers...has been a member of the Yankees organization since 1984, working as a bat boy (1984-86), assistant visiting clubhouse manager (1987-89) and assistant equipment manager (1990-97)...the Bronx, N.Y., native is a 1985 graduate of Mount St. Michael Academy...is the son of former Visiting Clubhouse Manager, Lou Cucuzza, Sr.



**Lou Cucuzza, Jr.**  
Director, Clubhouse Operations

The 2021 season marked his 43rd year in the New York Yankees organization, having started as a bat boy in 1979...served as equipment manager on the 2014 MLB Japan Tour...was named the 2010 MLB "Visiting Clubhouse Manager of the Year" as voted by his peers, earning the title for the second straight season and third time over a five-year span (also 2006)...currently serves as President of the Major League Baseball Clubhouse Managers Association...earned a B.A. in public accounting from Iona College...worked five years as an auditor for the accounting firm of KPMG Peat Marwick (1987-91) and five years as budgeting manager for Melville Corporation (1992-96)...is a native of the Bronx, N.Y....is the son of former Visiting Clubhouse Manager, Lou Cucuzza, Sr.

## Clubhouse Assistants

Cesar Caceres • Chris Cruz • Rich Davis • Doug Fiedler • Joe Lee • Chris Manzione • Matt Nimer • Aaron Patella Ryan

### Milestone Wins in Franchise History

|       |       |                                       |        |       |  |
|-------|-------|---------------------------------------|--------|-------|--|
| 1     | ..... | 4/23/1903 at Washington, 7-2          | 5,000  | ..... | 9/11/1959 vs. Detroit, 9-3               |
| 100   | ..... | 6/19/1904 at St. Louis (G1), 4-3      | 6,000  | ..    | 5/8/1971 at Chicago-AL, 2-1 (11 innings) |
| 500   | ..... | 8/31/1909 at Cleveland (G1), 4-1      | 7,000  | ..... | 8/4/1982 vs. Chicago-AL, 6-2             |
| 1,000 | ..... | 9/9/1916 at Philadelphia (G1), 4-1    | 8,000  | ..... | 7/21/1994 at California, 11-7            |
| 2,000 | ..... | 6/2/1928 at Detroit, 5-2 (10 innings) | 9,000  | ..... | 5/17/2005 at Seattle, 6-0                |
| 3,000 | ..... | 8/27/1938 vs. Cleveland (G1), 8-7     | 10,000 | ..... | 10/1/2015 vs. Boston, 4-1                |
| 4,000 | ..... | 6/30/1949 at Boston, 6-3              |        |       |  |

\*With their 10,000th win, the Yankees became the first AL team to reach 10,000 regular season victories...with a 10,503-7,937 (.570) franchise record through 2021, the Yankees are the all-time winningest AL team.



# How the Yankees Were Built

## SIGNED AS A FREE AGENT (12):

|                   |                   |
|-------------------|-------------------|
| Zack Britton      | January 11, 2019  |
| Aroldis Chapman   | December 15, 2016 |
| Gerrit Cole       | December 18, 2019 |
| Nestor Cortes     | January 4, 2021   |
| Brett Gardner*    | February 23, 2021 |
| Kyle Higashioka*  | November 18, 2015 |
| Corey Kluber      | January 27, 2021  |
| DJ LeMahieu       | January 27, 2021  |
| Jonathan Loaisiga | February 9, 2016  |
| Lucas Luetge      | March 31, 2021    |
| Darren O'Day      | February 10, 2021 |
| Andrew Velazquez  | January 5, 2021   |

## SELECTED IN FIRST-YEAR PLAYER DRAFT (6):

|                   |                       |
|-------------------|-----------------------|
| Chris Gittens     | June 2014, 12th round |
| Aaron Judge       | June 2013, 1st round  |
| Jordan Montgomery | June 2014, 4th round  |
| Nick Nelson       | June 2016, 4th round  |
| Clarke Schmidt    | June 2017, 1st round  |
| Tyler Wade        | June 2013, 4th round  |

## ACQUIRED BY TRADE (20):

| PLAYER               | FROM           | DATE              |
|----------------------|----------------|-------------------|
| Albert Abreu-a       | Houston        | November 17, 2016 |
| Clint Frazier-b      | Cleveland      | July 31, 2016     |
| Joey Gallo-c         | Texas          | July 29, 2021     |
| Domingo Germán-d     | Miami          | December 19, 2014 |
| Luis Gil             | Minnesota      | March 16, 2018    |
| Chad Green-e         | Detroit        | December 9, 2015  |
| Andrew Heaney-f      | Los Angeles-AL | July 30, 2021     |
| Aaron Hicks          | Minnesota      | November 11, 2015 |
| Clay Holmes          | Pittsburgh     | July 26, 2021     |
| Michael King-g       | Miami          | November 20, 2017 |
| Tim Lincecum         | Arizona        | July 1, 2021      |
| Rougned Odor-h       | Texas          | April 6, 2021     |
| Wandy Peralta        | San Francisco  | April 27, 2021    |
| Anthony Rizzo-gi     | Chicago-NL     | July 29, 2021     |
| Joely Rodriguez-cj   | Texas          | July 29, 2021     |
| Giancarlo Stanton-hk | Miami          | December 11, 2017 |
| Jameson Taillon-l    | Pittsburgh     | January 24, 2021  |
| Gleyber Torres-j     | Chicago-NL     | July 25, 2016     |
| Joe Urshela-k        | Toronto        | August 4, 2018    |
| Luke Voit-l          | St. Louis      | July 28, 2018     |

## SIGNED AS A NON-DRAFTED FREE AGENT (8):

|                 |                   |
|-----------------|-------------------|
| Miguel Andujar  | July 2, 2011      |
| Estevan Florial | March 19, 2015    |
| Deivi Garcia    | July 2, 2015      |
| Yoendrys Gómez  | July 2, 2016      |
| Luis Medina     | July 8, 2015      |
| Oswald Peraza   | July 2, 2016      |
| Gary Sánchez    | July 2, 2009      |
| Luis Severino   | December 26, 2011 |

(40-man roster and 60-day injured list as of 9/29/21)

\* Originally selected by the Yankees in the First-Year Player Draft.

+ Acquired with cash considerations or international signing bonus pool money.

NOTE: Free agent dates listed are for a player's most recent contract

- a - Acquired from Houston along with RHP Jorge Guzman in exchange for C Brian McCann and cash considerations.
- b - Of Clint Frazier, LHP Justus Sheffield, RHP J.P. Feyerherzen and RHP Ben Heller acquired from Cleveland in exchange for LHP Andrew Miller.
- c - Of Joey Gallo, LHP Joely Rodriguez and cash considerations acquired from Texas in exchange for RHP Glenn Otto, 2B Josh H. Smith, SS Ezequiel Duran and 2B Trevor Hauser.
- d - Acquired from Miami along with RHP Nathan Eovaldi and INF Garrett Jones in exchange for RHP David Phelps and INF Martin Prado (was later non-tendered by the Yankees on December 3, 2015 and signed with the club as a minor league free agent on December 11, 2015).
- e - Acquired from Detroit along with RHP Luis Cessa in exchange for LHP Justin Wilson.
- f - Acquired from Miami with 2017-18 international signing bonus pool money in exchange for INF Garrett Cooper and LHP Caleb Smith.
- g - Acquired from Chicago-NL with cash considerations in exchange for RHP Alexander Vizcaino and CF Kevin Altamira.
- h - Acquired from Miami with cash considerations in exchange for 2B Starlin Castro, RHP Jorge Guzman and INF Jose Devers.
- i - Acquired from Pittsburgh in exchange for RHP Roansy Contreras, INF Maikol Escotto, OF Canaan Smith and RHP Miguel Yajure.
- j - Acquired from Chicago-NL along with RHP Adam Warren, OF Billy McKinney and OF Rashad Crawford in exchange for LHP Aroldis Chapman.
- k - Acquired from Toronto on August 4, 2018 and re-signed by the Yankees on October 24, 2018 before becoming a minor league free agent.
- l - Acquired from St. Louis with international signing bonus pool money in exchange for LHP Chasen Shreve and RHP Giovanni Gallegos.

## 2021 Yankees Birthdays

### January

Phil Nevin ..... 1/19/1971

### February

Rougned Odor ..... 2/3/1994

Chris Gittens ..... 2/4/1994

Luke Voit ..... 2/13/1991

Clarke Schmidt ..... 2/20/1996

Luis Severino ..... 2/20/1994

Aroldis Chapman ..... 2/28/1988

### March

Miguel Andujar ..... 3/2/1995

Marcus Thames ..... 3/6/1977

Aaron Boone ..... 3/9/1973

Lucas Luetge ..... 3/24/1987

Clay Holmes ..... 3/27/1993

### April

Corey Kluber ..... 4/10/1986

Kyle Higashioka ..... 4/20/1990

Aaron Judge ..... 4/26/1992

### May

Luis Medina ..... 5/3/1999

Matt Blake ..... 5/14/1985

Deivi Garcia ..... 5/19/1999

Chad Green ..... 5/24/1991

Michael King ..... 5/25/1995

Reggie Willits ..... 5/30/1981

### June

Luis Gil ..... 6/3/1998

Andrew Heaney ..... 6/5/1991

Oswald Peraza ..... 6/15/2000

### July

DJ LeMahieu ..... 7/13/1988

Tim Lincecum ..... 7/14/1992

Andrew Velazquez ..... 7/14/1994

Wandy Peralta ..... 7/27/1991

### August

Domingo Germán ..... 8/4/1992

Anthony Rizzo ..... 8/8/1989

Brett Gardner ..... 8/24/1983

Tanner Swanson ..... 8/31/1982

### September

Clint Frazier ..... 9/6/1994

Gerrit Cole ..... 9/8/1990

Albert Abreu ..... 9/26/1995

### October

Aaron Hicks ..... 10/2/1989

Joe Urshela ..... 10/11/1991

Yoendrys Gómez ..... 10/15/1999

Darren O'Day ..... 10/22/1982

Mike Harkey ..... 10/25/1966

### November

Jonathan Loaisiga ..... 11/2/1994

Giancarlo Stanton ..... 11/8/1989

Joely Rodriguez ..... 11/14/1991

Jameson Taillon ..... 11/18/1991

Joey Gallo ..... 11/19/1993

P.J. Pilittere ..... 11/23/1981

Tyler Wade ..... 11/23/1994

Estevan Florial ..... 11/25/1997

Carlos Mendoza ..... 11/27/1979

### December

Gary Sánchez ..... 12/2/1992

Nick Nelson ..... 12/5/1995

Nestor Cortes ..... 12/10/1994

Gleyber Torres ..... 12/13/1996

Zack Britton ..... 12/22/1987

Jordan Montgomery ..... 12/27/1992

(Includes all coaches and players on the

40-man roster and 60-day injured list as of


9/29/21)



# ALBERT ABREU • RHP

# 84

**HT:** 6-2 • **WT:** 190 • **BATS:** R • **THROWS:** R  
**BIRTHDATE:** 9/26/95 • **OPENING DAY AGE:** 25  
**BIRTHPLACE:** Guayubín, D.R.  
**RESIDES:** Guayubín, D.R.  
**M.L. SERVICE:** 114 days (Rookie)



## STATUS

- ▶ Acquired by the Yankees with RHP Jorge Guzman from the Houston Astros in exchange for C Brian McCann on November 17, 2016.

## 2021

- ▶ Went 2-0 with one save and a 5.15 ERA (36.2IP, 21ER) and 35K in 28 relief appearances over 11 stints (4/11-14, 5/5-6, 5/17, 5/27-28, 5/29, 6/26-29, 7/10-27, 7/28-30, 8/1-29, 9/5-26 and 9/30-10/2)...opponents hit .206 (27-for-131, 8HR); LH .208 (10-for-48, 5HR); RH .205 (17-for-83, 3HR).
- ▶ Was 2-0 with a 4.86 ERA (16.2IP, 9ER) and 12K in 14 home games...allowed five of his 9ER in one outing (9/18 vs. Cleveland)...in 14 road games, posted a 5.40 ERA (20.0IP, 12ER) without recording a decision.
- ▶ Made his season debut on 4/11 at Tampa Bay, tossing a perfect 10th (1.0IP, 2K).
- ▶ Tossed 3.0 scoreless innings on 5/17 at Texas (0H, 2BB, 4K, 1WP), the longest scoreless outing of his career... set a career high with 4K.
- ▶ On 5/29 at Detroit, tossed a career-high 3.2 innings (2H, 1ER, 3K, 1HR, 1WP).
- ▶ On 7/29 at Tampa Bay, allowed a career-high 6ER without recording an out in the sixth inning (4H, 2BB, 3HR)... marked just the fifth time a Yankees reliever has allowed 6ER-or-more without recording an out, and the first since Adam Ottavino on 9/7/20 at Toronto (also 6ER)...marked the first time a Yankees reliever allowed 3HR in a game without recording an out.
- ▶ In 18 games from 8/2-9/16, went 2-0 with one save and a 3.00 ERA (21.0IP, 7ER).
- ▶ Earned his first Major League win on 8/6 vs. Seattle after tossing a perfect 11th inning.
- ▶ Earned his first career save on 8/14 at Chicago-AL (0.2IP)...retired both of his batters faced after entering the game with the bases loaded in the 10th inning.
- ▶ Tied his career high with 4K on 8/11 at Kansas City (2.1IP, 4H, 1ER, 1BK).
- ▶ Earned the win in Game 1 of 8/17 doubleheader vs. Boston, retiring his only batter faced (0.1IP).
- ▶ Allowed 3HR in a four-game span from 8/26-9/7 after not allowing a HR in his previous 10 appearances (8/2-24) and allowing 4HR in his first 18 appearances of the year (4/11-8/24).
- ▶ Allowed 5ER in 0.2IP of relief on 9/18 vs. Cleveland, (4H, 1HR)...were his most runs allowed since allowing a career-high 6ER on 7/29 at Tampa Bay.
- ▶ Made 10 appearances for Triple-A Scranton/Wilkes-Barre, going 1-0 with two saves and a 3.78 ERA (16.2IP, 7ER).
- ▶ Posted one save with an 11.57 ERA (4.2IP, 6ER) and 4K in five spring training relief appearances...was optioned to Triple-A Scranton/Wilkes-Barre on 3/19.

## PERSONAL

- ▶ Full name is Albert Enmanuel Abreu Dias.

2021 SEASON  
SUMMARY

MANAGER, COACHES  
& STAFF BIOS

FULL  
PLAYER BIOS

ADDITIONAL  
PLAYER BIOS

HISTORICAL STATS &  
POSTSEASON RECORDS

POSTSEASON  
SERIES RECAPS

MINORS &  
2022 SCHEDULE



### Abreu's Career Pitching Record

| Year                       | Club             | W         | L         | ERA         | G          | GS        | CG       | SHO      | SV       | IP           | H          | R          | ER         | HR        | HP        | BB         | SO         | WP        | BK       |
|----------------------------|------------------|-----------|-----------|-------------|------------|-----------|----------|----------|----------|--------------|------------|------------|------------|-----------|-----------|------------|------------|-----------|----------|
| 2014                       | DSL Astros Blue  | 3         | 2         | 2.78        | 14         | 14        | 0        | 0        | 0        | 68.0         | 48         | 25         | 21         | 1         | 3         | 29         | 54         | 8         | 1        |
| 2015                       | Greeneville      | 2         | 3         | 2.51        | 13         | 7         | 1        | 0        | 1        | 46.2         | 35         | 18         | 13         | 2         | 5         | 21         | 51         | 3         | 0        |
| 2016                       | Quad Cities      | 2         | 8         | 3.50        | 21         | 14        | 0        | 0        | 4        | 90.0         | 62         | 40         | 35         | 5         | 10        | 49         | 104        | 15        | 2        |
|                            | Lancaster        | 1         | 0         | 5.40        | 3          | 2         | 0        | 0        | 0        | 11.2         | 12         | 7          | 7          | 2         | 0         | 9          | 11         | 1         | 0        |
| 2017                       | Charleston - a   | 1         | 0         | 1.84        | 3          | 2         | 0        | 0        | 0        | 14.2         | 9          | 3          | 3          | 1         | 2         | 3          | 22         | 1         | 0        |
|                            | Tampa            | 1         | 3         | 4.19        | 9          | 9         | 0        | 0        | 0        | 34.1         | 33         | 17         | 16         | 2         | 2         | 15         | 31         | 6         | 1        |
|                            | GCL Yankees East | 0         | 0         | 2.08        | 2          | 2         | 0        | 0        | 0        | 4.1          | 3          | 3          | 1          | 0         | 1         | 0          | 8          | 1         | 0        |
| 2018                       | Tampa            | 4         | 3         | 4.16        | 13         | 13        | 0        | 0        | 0        | 62.2         | 54         | 34         | 29         | 9         | 7         | 29         | 65         | 6         | 0        |
|                            | GCL Yankees East | 0         | 1         | 18.00       | 1          | 1         | 0        | 0        | 0        | 2.0          | 4          | 4          | 4          | 0         | 1         | 0          | 2          | 3         | 0        |
|                            | GCL Yankees West | 0         | 2         | 27.00       | 2          | 2         | 0        | 0        | 0        | 3.0          | 10         | 10         | 9          | 0         | 1         | 2          | 3          | 4         | 0        |
|                            | Trenton          | 0         | 0         | 0.00        | 1          | 1         | 0        | 0        | 0        | 5.0          | 0          | 0          | 0          | 0         | 0         | 1          | 4          | 0         | 0        |
| 2019                       | Trenton          | 5         | 8         | 4.28        | 23         | 20        | 0        | 0        | 0        | 96.2         | 103        | 62         | 46         | 9         | 7         | 53         | 91         | 7         | 2        |
| 2020                       | YANKEES          | 0         | 1         | 20.25       | 2          | 0         | 0        | 0        | 0        | 1.1          | 4          | 4          | 3          | 1         | 1         | 2          | 2          | 0         | 0        |
| 2021                       | Scranton/WB      | 1         | 0         | 3.78        | 10         | 0         | 0        | 0        | 2        | 16.2         | 10         | 7          | 7          | 0         | 1         | 11         | 31         | 2         | 1        |
|                            | YANKEES          | 2         | 0         | 5.15        | 28         | 0         | 0        | 0        | 1        | 36.2         | 27         | 21         | 21         | 8         | 3         | 19         | 35         | 3         | 1        |
| <b>Minor League Totals</b> |                  | <b>20</b> | <b>30</b> | <b>3.77</b> | <b>115</b> | <b>87</b> | <b>1</b> | <b>0</b> | <b>7</b> | <b>455.2</b> | <b>383</b> | <b>230</b> | <b>191</b> | <b>31</b> | <b>40</b> | <b>222</b> | <b>477</b> | <b>57</b> | <b>7</b> |
| <b>Major League Totals</b> |                  | <b>2</b>  | <b>1</b>  | <b>5.68</b> | <b>30</b>  | <b>0</b>  | <b>0</b> | <b>0</b> | <b>1</b> | <b>38.0</b>  | <b>31</b>  | <b>25</b>  | <b>24</b>  | <b>9</b>  | <b>4</b>  | <b>21</b>  | <b>37</b>  | <b>3</b>  | <b>1</b> |

Signed by Houston as a non-drafted free agent on August 5, 2013.

a - Acquired by the Yankees from Houston with RHP Jorge Guzman in exchange for C Brian McCann on November 17, 2016.

### Abreu's Career Fielding Record

| Position | PCT   | G  | PO | A | E | TC | DP |
|----------|-------|----|----|---|---|----|----|
| Pitcher  | 1.000 | 30 | 6  | 3 | 0 | 9  | 0  |

### Abreu's Regular Season Batting Record

| Year                       | Team       | AVG | G         | AB | R | H | 2B | 3B | HR | RBI | SH | SF | HP | BB | SO | SB | CS |
|----------------------------|------------|-----|-----------|----|---|---|----|----|----|-----|----|----|----|----|----|----|----|
| 2021                       | NY Yankees |     |           |    |   |   |    |    |    |     |    |    |    |    |    |    |    |
| <b>Major League Totals</b> |            | -   | <b>30</b> | -  | - | - | -  | -  | -  | -   | -  | -  | -  | -  | -  | -  | -  |

### Abreu's Career Bests and Streaks

**COMPLETE GAMES:** None. **LOW-HIT COMPLETE GAME:** N/A. **IP (START):** N/A. **IP (RELIEF):** 3.2, 5/29/21 at DET. **HITS:** 4 - 3 times (last on 9/18/21 vs. CLE). **RUNS:** 6, 7/29/21 at TB. **WALKS:** 2 - 8 times (last on 9/11/21 at NYM). **STRIKEOUTS:** 4 - 2 times (last on 8/11/21 at KC). **HOME RUNS:** 3, 7/29/21 at TB. **WINNING STREAK:** 1g - 2 times (last from 9/17/21-present). **LOSING STREAK:** 1g - 8/14/21). **SCORELESS STREAK (IP):** 6.0, 8/2-11/21.

**Pitcher of the Month:** None

**Pitcher of the Week:** None

**Rookie of the Month:** None



# MIGUEL ANDÚJAR • INF/OF

# 41

**HT:** 6-0 • **WT:** 211 • **BATS:** R • **THROWS:** R  
**BIRTHDATE:** 3/2/95 • **OPENING DAY AGE:** 26  
**BIRTHPLACE:** San Cristóbal, D.R.  
**RESIDES:** San Cristóbal, D.R.  
**M.L. SERVICE:** 3 years, 117 days



## STATUS

- ▶ Signed by the Yankees as a non-drafted free agent on July 2, 2011.

## CAREER NOTES

- ▶ Has 90XBH through his first 232 career games are tied for the 12th most in franchise history.
- ▶ His 53 doubles through his first 232 career games are the 10th-most in franchise history.
- ▶ Has hit safely in 27 of his last 28 games vs. Baltimore...hit safely in 21 straight games vs. the Orioles from 4/7/18-9/4/20 (Game 2)...had a streak of seven straight multi-hit games vs. the Orioles (from 8/1-9/23/18), tied for the fifth-longest multi-hit game streak vs. the Orioles since the franchise moved to Baltimore in 1954.
- ▶ Has made two career Opening Day rosters (2019-20)...began the 2021 season on the 10-day injured list.

## CAREER HIGHLIGHTS

*Sporting News AL*  
"Rookie of the Year"  
4 2018

## 2021

- ▶ Hit .253 (39-for-154) with 19R, 2 doubles, 6HR and 12RBI in 45 games with the Yankees.
- ▶ Began the season on the 10-day injured list with right wrist carpal tunnel syndrome, missing the first 21 team games...following the game on 4/25, was reinstated from the 10-day injured list and optioned him to the Alternate Site.
- ▶ Played his first five games with Triple-A Scranton/Wilkes-Barre, hitting .350 (7-for-20) with 6R, 3HR, 7RBI and 1BB before being recalled on 5/7...made his season debut that night vs. Washington (0-for-4), starting at first base...marked his first Major League appearance at first base...had made just one career minor league appearance at 1B prior to that start...was optioned on 5/9.
- ▶ Was recalled again from Triple-A Scranton/Wilkes-Barre on 5/13.
- ▶ Went 1-for-4 with 1R on 5/14 at Baltimore snapping an 0-for-15 hitless stretch to begin the season.
- ▶ After going hitless in his first four games (5/7-13) of the season, hit .310 (27-for-87) with 14R, 1 double, 5HR, 8RBI and 2BB over his next 24 games from 5/14-6/12.
- ▶ Picked up his first multi-hit game and RBI of the season on 5/18 at Texas, going 2-for-4 with 2R and 1RBI.
- ▶ Hit an RBI double in the seventh on 5/22 vs. Chicago-AL, his first extra-base hit of the season.
- ▶ Recorded the Yankees' only two hits in Game 1 on 5/27 vs. Toronto.
- ▶ Made his second career appearance at first base on 5/30 at Detroit.
- ▶ Hit safely in 10-of-11 games from 5/30-6/12, batting .333/.356/.690 (14-for-42) with 10R, 5HR, 6RBI, 2BB and 15F in that span.
- ▶ Hit 5HR in an eight-game span from 5/31-6/9 after going homerless in his first 18 games of the season (5/7-30).
- ▶ Recorded his first HR of the season on 5/31 vs. Tampa Bay, a solo shot in the seventh (2-for-4)...marked his first HR since 9/7/20 at Toronto.
- ▶ Homered in back-to-back games twice: 5/31-6/1 vs. Tampa Bay and 6/8-9 at Minnesota...marked the fourth and fifth such instances of his career (also 2G from 5/20-22/18 and 4/17-20/18).
- ▶ Hit a go-ahead solo HR on 6/1 vs. Tampa Bay.
- ▶ Recorded multiple hits in three straight games from 6/8-10, his longest such streak since a four-game stretch from 8/24-26/18.
- ▶ Hit a 449 ft. solo-HR in the ninth inning on 6/8 at Minnesota, marking the longest HR of his career...also scored a career-high-tying 3R (fourth time).
- ▶ Set a season high in hits on 6/25 at Boston, going 3-for-4.
- ▶ Tied his season high in hits on 6/29 vs. Los Angeles-AL, going 3-for-4, with 2R, 1 double, 1HR and 2RBI...both of those three-hit games came within in a five-game span (also 6/25 at Boston)...hit a solo HR in the fourth and an RBI double in the sixth.
- ▶ Made his last appearance with the Yankees on 7/6 at Seattle, going 2-for-5 with 1R...his single in the third inning snapped an 0-for-10 stretch.

2021 SEASON  
SUMMARY

MANAGER, COACHES  
& STAFF BIOS

FULL  
PLAYER BIOS

ADDITIONAL  
PLAYER BIOS

HISTORICAL STATS &  
POSTSEASON RECORDS

POSTSEASON  
SERIES RECAPS

MINORS &  
2022 SCHEDULE



- ▶ Missed three straight games from 7/7-9 with a left wrist strain prior to being placed on the 10-day injured list on 7/10 (retroactive to 7/7)...made one rehab appearance with Triple-A Scranton/Wilkes-Barre before being returned from his rehab assignment on 8/23 and transferred to the 60-day I.L.
- ▶ Finished the season on a rehab assignment with Triple-A Scranton/Wilkes-Barre, batting .345/.441/.586 (10-for-29) with 7R, 1 double, 2HR, 6RBI and 5BB in nine games.
- ▶ Hit .133 (2-for-15) with 1R in six spring training games.

## PERSONAL

- ▶ Was named a recipient of the Thurman Munson Award in February 2019.

### Andújar's Career Playing Record

| Year                       | Club           | AVG         | G          | AB          | R          | H          | 2B         | 3B        | HR        | RBI        | SH       | SF        | HP        | BB         | SO         | SB        | CS        | E          | OBP         | SLG         |      |
|----------------------------|----------------|-------------|------------|-------------|------------|------------|------------|-----------|-----------|------------|----------|-----------|-----------|------------|------------|-----------|-----------|------------|-------------|-------------|------|
| 2012                       | GCL Yankees    | .232        | 50         | 177         | 21         | 41         | 9          | 0         | 1         | 19         | 0        | 0         | 1         | 13         | 37         | 1         | 3         | 14         | .288        | .299        |      |
| 2013                       | GCL Yankees 2  | .323        | 34         | 133         | 18         | 43         | 11         | 0         | 4         | 25         | 0        | 1         | 3         | 7          | 21         | 4         | 1         | 11         | .368        | .496        |      |
| 2014                       | Charleston     | .267        | 127        | 484         | 75         | 129        | 25         | 4         | 10        | 70         | 2        | 3         | 3         | 35         | 83         | 5         | 1         | 26         | .318        | .397        |      |
| 2015                       | Tampa          | .243        | 130        | 485         | 54         | 118        | 24         | 5         | 8         | 57         | 0        | 3         | 3         | 29         | 90         | 12        | 1         | 26         | .288        | .363        |      |
| 2016                       | Tampa          | .283        | 58         | 230         | 34         | 65         | 10         | 2         | 10        | 41         | 0        | 0         | 3         | 18         | 30         | 1         | 3         | 7          | .343        | .474        |      |
|                            | Trenton        | .266        | 72         | 282         | 28         | 75         | 16         | 2         | 2         | 42         | 0        | 9         | 7         | 21         | 42         | 2         | 1         | 15         | .323        | .358        |      |
| 2017                       | Trenton        | .312        | 67         | 253         | 30         | 79         | 23         | 1         | 7         | 52         | 0        | 5         | 2         | 12         | 38         | 2         | 3         | 10         | .342        | .494        |      |
|                            | Scranton/WB    | .317        | 58         | 227         | 36         | 72         | 13         | 1         | 9         | 30         | 0        | 4         | 2         | 17         | 33         | 3         | 0         | 7          | .364        | .502        |      |
|                            | YANKEES        | .571        | 5          | 7           | 0          | 4          | 2          | 0         | 0         | 4          | 0        | 0         | 0         | 1          | 0          | 1         | 0         | 0          | .625        | .857        |      |
| 2018                       | Scranton/WB    | -           | -          | -           | -          | -          | -          | -         | -         | -          | -        | -         | -         | -          | -          | -         | -         | -          | -           | -           |      |
|                            | YANKEES        | .297        | 149        | 573         | 83         | 170        | 47         | 2         | 27        | 92         | 0        | 4         | 4         | 25         | 97         | 2         | 1         | 15         | .328        | .527        |      |
| 2019                       | YANKEES - a, b | .128        | 12         | 47          | 1          | 6          | 0          | 0         | 0         | 1          | 0        | 1         | 0         | 1          | 11         | 0         | 0         | 3          | .143        | .128        |      |
|                            | Tampa          | .300        | 3          | 10          | 1          | 3          | 0          | 0         | 1         | 4          | 0        | 0         | 0         | 0          | 0          | 0         | 0         | 0          | 2           | .300        | .600 |
| 2020                       | YANKEES        | .242        | 21         | 62          | 5          | 15         | 2          | 1         | 1         | 5          | 0        | 0         | 0         | 3          | 9          | 0         | 0         | 4          | .277        | .355        |      |
| 2021                       | Scranton/WB    | .333        | 16         | 54          | 13         | 18         | 1          | 0         | 5         | 13         | 0        | 2         | 0         | 7          | 6          | 0         | 0         | 0          | .397        | .630        |      |
|                            | YANKEES - c, d | .253        | 45         | 154         | 19         | 39         | 2          | 0         | 6         | 12         | 0        | 1         | 0         | 7          | 28         | 0         | 1         | 1          | .284        | .383        |      |
| <b>Minor League Totals</b> |                | <b>.275</b> | <b>615</b> | <b>2335</b> | <b>310</b> | <b>643</b> | <b>132</b> | <b>15</b> | <b>57</b> | <b>353</b> | <b>2</b> | <b>27</b> | <b>24</b> | <b>159</b> | <b>380</b> | <b>30</b> | <b>13</b> | <b>118</b> | <b>.325</b> | <b>.418</b> |      |
| <b>Major League Totals</b> |                | <b>.278</b> | <b>232</b> | <b>843</b>  | <b>108</b> | <b>234</b> | <b>53</b>  | <b>3</b>  | <b>34</b> | <b>114</b> | <b>0</b> | <b>6</b>  | <b>4</b>  | <b>37</b>  | <b>145</b> | <b>3</b>  | <b>2</b>  | <b>23</b>  | <b>.309</b> | <b>.469</b> |      |

Signed by the Yankees as a non-drafted free agent on July 2, 2011.

a - Placed on the 10-day injured list from April 1 - May 4, 2019 with a right shoulder strain.

b - Placed on the 10-day injured list on May 13, 2019 with a right labrum tear...transferred to the 60-day injured list on May 20, 2019, missing the remainder of the season.

c - Placed on the 10-day injured list from March 31 (retroactive to March 29) - April 25, 2021 (postgame) with right wrist carpal tunnel syndrome.

d - Placed on the 10-day injured list from July 10, 2021 (retroactive to July 7) through the end of the season with a left wrist strain...was transferred to the 60-day injured list on August 23, 2021.

### Andújar's Postseason Record

| Year                         | Club vs. Opp.    | AVG          | G        | AB        | R        | H        | 2B       | 3B       | HR       | RBI      | SH       | SF       | HP       | BB       | SO       | SB       | CS       | E        | OBP          | SLG          |
|------------------------------|------------------|--------------|----------|-----------|----------|----------|----------|----------|----------|----------|----------|----------|----------|----------|----------|----------|----------|----------|--------------|--------------|
| 2018                         | NYY vs. OAK (WC) | 1.000        | 1        | 1         | 0        | 1        | 0        | 0        | 0        | 0        | 0        | 0        | 0        | 1        | 0        | 0        | 0        | 1        | 1.000        | 1.000        |
|                              | NYY vs. BOS (DS) | .111         | 3        | 9         | 0        | 1        | 0        | 0        | 0        | 0        | 0        | 0        | 0        | 1        | 2        | 0        | 0        | 0        | .200         | .111         |
| <b>Wild Card Game Totals</b> |                  | <b>1.000</b> | <b>1</b> | <b>1</b>  | <b>0</b> | <b>1</b> | <b>0</b> | <b>0</b> | <b>0</b> | <b>0</b> | <b>0</b> | <b>0</b> | <b>0</b> | <b>1</b> | <b>0</b> | <b>0</b> | <b>0</b> | <b>1</b> | <b>1.000</b> | <b>1.000</b> |
| <b>LDS Totals</b>            |                  | <b>.111</b>  | <b>3</b> | <b>9</b>  | <b>0</b> | <b>1</b> | <b>0</b> | <b>0</b> | <b>0</b> | <b>0</b> | <b>0</b> | <b>0</b> | <b>0</b> | <b>1</b> | <b>2</b> | <b>0</b> | <b>0</b> | <b>0</b> | <b>.200</b>  | <b>.111</b>  |
| <b>POSTSEASON TOTALS</b>     |                  | <b>.200</b>  | <b>4</b> | <b>10</b> | <b>0</b> | <b>2</b> | <b>0</b> | <b>0</b> | <b>0</b> | <b>0</b> | <b>0</b> | <b>0</b> | <b>0</b> | <b>2</b> | <b>2</b> | <b>0</b> | <b>0</b> | <b>1</b> | <b>.333</b>  | <b>.200</b>  |

### Andújar's Career Fielding Record

| Position   | PCT   | G   | PO | A   | E | TC  | DP |
|------------|-------|-----|----|-----|---|-----|----|
| First Base | 1.000 | 2   | 21 | 0   | 0 | 21  | 2  |
| Third Base | .933  | 153 | 98 | 195 | 2 | 314 | 9  |
| Outfield   | .972  | 44  | 66 | 3   | 2 | 71  | 0  |

### Andújar's Career Home Run Chart

**MULTI-HOMER GAMES:** None. **TWO-HOMER GAMES:** None. **GRAND SLAMS:** 2, last on 9/15/18 vs. TOR (Tyler Clippard). **PINCH-HIT HR:** None. **INSIDE-THE-PARK HR:** None. **WALK-OFF HR:** None. **LEADOFF HR:** None.

### Andújar's Career Bests and Streaks

**HITS:** 4, 4/22/18 vs. TOR. **RUNS:** 3 - 4 times (last on 6/8/21 at MIN). **2B:** 2 - 8 times (last on 9/29/18 at BOS). **3B:** 1 - 3 times (last on 9/6/20 at BAL). **HR:** 1 - 34 times (last on 6/29/21 vs. LAA). **RBI:** 4 - 4 times (last on 9/15/18 vs. TOR). **BB:** 2, 6/6/18 at TOR. **SO:** 3 - 2 times (last on 5/12/19 at TB). **SB:** 1 - 3 times (last on 8/8/18 at CWS). **HIT STREAK:** 9g, 9/27/18-5/5/19. **"WALK-OFF" HITS:** 1, 5/4/18 vs. CLE (single).

**Player of the Month:** None

**Player of the Week:** None

**Rookie of the Month:** 2 times (last: August 2018)



# ZACK BRITTON • LHP

# 53

**HT:** 6-1 • **WT:** 200 • **BATS:** L • **THROWS:** L  
**BIRTHDATE:** 12/22/87 • **OPENING DAY AGE:** 33  
**BIRTHPLACE:** Panorama City, Calif.  
**RESIDES:** Weatherford, Tex.  
**M.L. SERVICE:** 9 years, 158 days



2021 SEASON  
SUMMARY

MANAGER, COACHES  
& STAFF BIOS

FULL  
PLAYER BIOS

ADDITIONAL  
PLAYER BIOS

HISTORICAL STATS &  
POSTSEASON RECORDS

POSTSEASON  
SERIES RECAPS

MINORS &  
2022 SCHEDULE

## STATUS

- ▶ On January 11, 2019, was signed by the Yankees to a three-year contract extending through the 2021 season with a team option for 2022, which the club was required to exercise or decline following 2020...the Yankees exercised the club option on October 29, 2020, extending the contract through 2022...if the Yankees had declined the 2022 team option following 2020, he would have been eligible to elect free agency for the 2021 season...was originally acquired by the Yankees from Baltimore for RHP Dillon Tate, RHP Cody Carroll and LHP Josh Rogers on July 24, 2018.

## CAREER NOTES

- ▶ His 2.01 career ERA as a *reliever* is the lowest among all active relievers (min. 100.0IP in relief).
- ▶ His 88.5% save percentage (154-for-174) is the fourth-highest among active pitchers (min. 100 saves) behind Craig Kimbrel (89.6%), Aroldis Chapman (89.0%) and Kenley Jansen (88.6%)
- ▶ Since the start of 2014, leads all Major League pitchers (min. 200.0IP) with a 2.03 ERA (385.2IP, 87ER)...over the same eight-season span, leads all pitchers with a 76.3% groundball rate (min. 200.0IP)...his 7.93 groundball to fly ball ratio leads all Major Leaguers over the stretch (min. 200.0IP).
- ▶ Pitched for the Orioles over parts of eight seasons from 2011-18, going 30-22 with 139 saves, a 3.22 ERA (516.2IP, 185ER) and 425K.
- ▶ Recorded at least 36 saves each season from 2014-16 and was named to the AL All-Star team in 2015 and '16.
- ▶ Converted 60 consecutive save chances from 10/1/15-8/21/17, the second-longest streak in Major League history (Éric Gagné, 84 straight from 2002-04).
- ▶ Did not allow a home run over a career-best 88-appearance stretch from 4/15/16-8/10/17...no pitcher has had a longer such streak since the start of 2016.
- ▶ Did not allow an earned run in 43 consecutive games from 5/5-8/22/16, the longest such streak in Major League history (since earned runs became an official stat in 1913).
- ▶ Was named the Mariano Rivera AL "Reliever of the Year" in 2016 after going a perfect 47-for-47 in save opportunities, the third-highest save total without a blown save in Major League history behind only Éric Gagné (55-for-55 in 2003) and José Valverde (49-for-49 in 2011)...led all Major League relievers with a 0.54 ERA (67.0IP, 4ER), the lowest season ERA in Major League history (min. 50.0IP)...tied for second in saves (led the AL).
- ▶ In 50 career *relief appearances* vs. Boston, has posted a 1.01 ERA (53.1IP, 35H, 11R/6ER, 29BB, 51K, 2HR)...did not allow an earned run in 26 relief appearances vs. the Red Sox from 6/1/16-9/18/20 (25.0IP, 3R/0ER).
- ▶ Since 2016, ranks third among all Major Leaguers (min. 25.0IP) with a 0.75 ERA (48.0IP, 4ER) in 47 appearances in September (Aaron Loup-0.50 ERA; Greg Holland-0.70 ERA).
- ▶ Has made six career Opening Day roster (2014-17 w/ Baltimore and 2019-20 w/ the Yankees)...began the 2012, '18 and '21 seasons on the injured list.

## CAREER HIGHLIGHTS

AL All-Star Team

4 2015, 2016

Mariano Rivera

AL Reliever of the Year

4 2016

## 2021

- ▶ Went 0-1 with one save and a career-high 5.89 ERA (18.1IP, 12ER) and 16K in 22 relief appearances...marked his fewest innings pitched in his career...missed the majority of the season due to injury, missing 117 team games on three injured list stints.
- ▶ Allowed at least 1ER in 10 of his 22 appearances this season...marked the first time he has allowed an earned run in more than eight appearances in a season since 2015 (10 appearances of 1ER-or-more allowed).
- ▶ Began the season on the 60-day injured list recovering from surgery to repair a left elbow bone spur...underwent arthroscopic surgery to remove a bone chip from his left elbow on 3/15...the surgery was performed by Dr. Christopher Ahmad at NewYork-Presbyterian Hospital...did not appear in a spring training game due to the injury and missed the first 63 games of the season.
- ▶ Combined to make five rehab appearances (three starts) with Double-A Somerset and Triple-A Scranton/Wilkes-Barre from 5/29-6/10, posting a 12.46 ERA (4.1IP, 5H, 6ER, 3BB, 5K, 2HR).
- ▶ Was returned from rehab and reinstated from the IL prior to the game on 6/12...made his season debut that night at Philadelphia, tossing a scoreless seventh inning (1K).



- ▶ On 6/23 vs. Kansas City, surrendered a go-ahead solo HR to Carlos Santana in the eighth (1.0IP, 2H, 2K)...had his 11.0 scoreless inning streak snapped (9/4/20-6/17/21), his longest since a 14.2 scoreless inning stretch from 8/24/19-8/5/20.
- ▶ On 6/25 at Boston, allowed 1ER in 0.1IP (1BB) before exiting the game with a hamstring injury.
- ▶ Was placed on the 10-day injured list on 6/26 with a left hamstring strain...missed 14 team games...was reinstated on 7/15.
- ▶ Allowed at least 1ER in a career-high five straight appearances from 6/23-7/21...prior to that stretch, he had never allowed an ER in more than two consecutive relief outings (five times).
- ▶ On 8/9 at Kansas City, took his second blown save of the season after allowing a game-tying RBI single to Nicky Lopez in the ninth inning (1.0IP, 1H, 1ER, 1BB, 2K).
- ▶ On 8/11 at Kansas City, earned his only save of the season after tossing a scoreless ninth inning (1.0IP, 1HP)... was his 154th career save and first since 8/16/20 vs. Boston...was one of five different Yankees to record a save from 8/11-17 (also Albert Abreu, Wandy Peralta, Chad Green and Jonathan Loáisiga ...marked the second time in franchise history the Yankees had a different pitcher earn a save in five straight wins (also Tommy Kahnle, Zack Britton, Luis Cessa, Dellin Betances and David Robertson earned saves in five consecutive wins from 8/21-26/18) – credit: *Elias*).
- ▶ In MLB's "Field of Dreams" game in Iowa at Chicago-AL on 8/12, recorded his third blown save and only loss of the season after allowing a two-run, "walk-off" HR to Tim Anderson in the ninth inning (0.1IP, 1H, 2ER, 1BB, 1HR)...marked the sixth "walk-off" hit he has allowed in his career and the first since a "walk-off" single by Tampa Bay's Michael Perez on 8/9/20...was the first walk-off HR he has allowed since 7/18/14 (three-run HR by Oakland's Josh Donaldson).
- ▶ Was placed on the 10-day injured list on 8/23 (retroactive to 8/20) with a left elbow sprain...was transferred to the 60-day injured list on 8/30...missed the final 40 games of the season.
- ▶ Underwent surgery for a UCL reconstruction and repair in addition to a bone chip removal on his left elbow on 9/8...the surgery was performed by Dr. Neal ElAttrache in Los Angeles, Calif.

## PERSONAL

- ▶ Full name is Zackary Grant Britton.
- ▶ His brother, Buck, managed the Bowie Baysox and was named Eastern League "Manager of the Year" in 2019.
- ▶ Graduated from Weatherford (Tex.) High School...was born in California, but moved to Weatherford, Tex., during his sophomore year of high school...went to high school with Clayton Kershaw and was going to room with him at Texas A&M.
- ▶ Shares the same hometown of Panorama City, Calif., as teammate Giancarlo Stanton.
- ▶ Following the 2020 season, was tabbed by the New York Chapter of the BBWAA as the winner of the Ben Epstein / Dan Castellano "Good Guy" Award.
- ▶ For Players' Weekend in 2018, wore the nickname "Anglada" on his jersey as a nod to his family and grandmother's Dominican heritage...Anglada is his maternal grandmother's maiden name.

### Britton's Career Pitching Record

| Year                       | Club              | W         | L         | ERA         | G          | GS         | CG       | SHO      | SV       | IP           | H             | R          | ER         | HR         | HP        | BB         | SO         | WP         | BK        |          |
|----------------------------|-------------------|-----------|-----------|-------------|------------|------------|----------|----------|----------|--------------|---------------|------------|------------|------------|-----------|------------|------------|------------|-----------|----------|
| 2006                       | Bluefield         | 0         | 4         | 5.29        | 11         | 11         | 0        | 0        | 0        | 34.0         | 35            | 22         | 20         | 4          | 2         | 20         | 21         | 5          | 0         |          |
| 2007                       | Aberdeen          | 6         | 4         | 3.68        | 15         | 15         | 0        | 0        | 0        | 63.2         | 64            | 33         | 26         | 1          | 5         | 22         | 45         | 4          | 0         |          |
| 2008                       | Delmarva          | 12        | 7         | 3.12        | 27         | 27         | 1        | 0        | 0        | 147.1        | 118           | 68         | 51         | 9          | 6         | 49         | 114        | 13         | 0         |          |
| 2009                       | Frederick         | 9         | 6         | 2.70        | 25         | 24         | 0        | 0        | 0        | 140.0        | 123           | 64         | 42         | 6          | 9         | 55         | 131        | 21         | 0         |          |
| 2010                       | Bowie             | 7         | 3         | 2.48        | 15         | 14         | 0        | 0        | 0        | 87.0         | 76            | 33         | 24         | 4          | 3         | 28         | 68         | 6          | 0         |          |
|                            | Norfolk           | 3         | 4         | 2.98        | 12         | 12         | 0        | 0        | 0        | 66.1         | 63            | 31         | 22         | 3          | 1         | 23         | 56         | 8          | 0         |          |
| 2011                       | BALTIMORE - a     | 11        | 11        | 4.61        | 28         | 28         | 0        | 0        | 0        | 154.1        | 162           | 93         | 79         | 12         | 1         | 62         | 97         | 7          | 0         |          |
|                            | Bowie             | 0         | 2         | 5.40        | 3          | 3          | 0        | 0        | 0        | 11.2         | 14            | 11         | 7          | 3          | 1         | 2          | 15         | 1          | 1         |          |
|                            | Norfolk           | 0         | 1         | 1.80        | 1          | 1          | 0        | 0        | 0        | 5.0          | 3             | 1          | 1          | 0          | 0         | 1          | 3          | 0          | 0         |          |
| 2012                       | Bowie             | 1         | 0         | 0.75        | 2          | 2          | 0        | 0        | 0        | 12.0         | 8             | 4          | 1          | 0          | 1         | 3          | 11         | 2          | 0         |          |
|                            | Norfolk           | 4         | 2         | 4.91        | 9          | 9          | 0        | 0        | 0        | 51.1         | 49            | 29         | 28         | 5          | 0         | 20         | 37         | 7          | 0         |          |
|                            | BALTIMORE - b     | 5         | 3         | 5.07        | 12         | 11         | 0        | 0        | 0        | 60.1         | 61            | 37         | 34         | 6          | 2         | 32         | 53         | 4          | 0         |          |
| 2013                       | Norfolk           | 6         | 5         | 4.27        | 19         | 19         | 0        | 0        | 0        | 103.1        | 112           | 59         | 49         | 5          | 5         | 46         | 75         | 9          | 0         |          |
|                            | BALTIMORE         | 2         | 3         | 4.95        | 8          | 7          | 0        | 0        | 0        | 40.0         | 52            | 23         | 22         | 4          | 1         | 17         | 18         | 1          | 0         |          |
| 2014                       | BALTIMORE         | 3         | 2         | 1.65        | 71         | 0          | 0        | 0        | 0        | 37           | 76.1          | 46         | 17         | 14         | 4         | 1          | 23         | 62         | 0         |          |
| 2015                       | BALTIMORE         | 4         | 1         | 1.92        | 64         | 0          | 0        | 0        | 0        | 36           | 65.2          | 51         | 16         | 14         | 3         | 1          | 14         | 79         | 5         |          |
| 2016                       | BALTIMORE         | 2         | 1         | 0.54        | 69         | 0          | 0        | 0        | 0        | 47           | 67.0          | 38         | 7          | 4          | 1         | 0          | 18         | 74         | 10        |          |
| 2017                       | BALTIMORE - c, d  | 2         | 1         | 2.89        | 38         | 0          | 0        | 0        | 0        | 15           | 37.1          | 39         | 12         | 12         | 1         | 0          | 18         | 29         | 4         |          |
|                            | Bowie             | 0         | 0         | 4.91        | 4          | 0          | 0        | 0        | 0        | 3.2          | 4             | 2          | 2          | 1          | 0         | 2          | 5          | 0          | 0         |          |
|                            | Aberdeen          | 0         | 0         | 0.00        | 1          | 1          | 0        | 0        | 0        | 1.0          | 0             | 0          | 0          | 0          | 0         | 1          | 1          | 0          | 0         |          |
|                            | Delmarva          | 0         | 0         | 0.00        | 2          | 1          | 0        | 0        | 0        | 2.0          | 1             | 0          | 0          | 0          | 0         | 1          | 2          | 0          | 0         |          |
|                            | Frederick         | 0         | 0         | 0.00        | 2          | 0          | 0        | 0        | 0        | 2.0          | 1             | 0          | 0          | 0          | 0         | 1          | 2          | 0          | 0         |          |
| 2018                       | Frederick         | 1         | 0         | 0.00        | 1          | 0          | 0        | 0        | 0        | 1.0          | 1             | 0          | 0          | 0          | 0         | 0          | 3          | 0          | 0         |          |
|                            | Bowie             | 0         | 0         | 0.00        | 1          | 0          | 0        | 0        | 0        | 1.0          | 0             | 0          | 0          | 0          | 0         | 0          | 0          | 0          | 0         |          |
|                            | Norfolk           | 0         | 0         | 2.70        | 3          | 0          | 0        | 0        | 0        | 3.1          | 3             | 1          | 1          | 0          | 1         | 0          | 3          | 0          | 0         |          |
|                            | BALTIMORE - e     | 1         | 0         | 3.45        | 16         | 0          | 0        | 0        | 4        | 15.2         | 11            | 6          | 6          | 1          | 1         | 10         | 13         | 2          | 0         |          |
|                            | YANKEES - f       | 1         | 0         | 2.88        | 25         | 0          | 0        | 0        | 3        | 25.0         | 18            | 10         | 8          | 2          | 2         | 11         | 21         | 5          | 0         |          |
| 2019                       | YANKEES           | 3         | 1         | 1.91        | 66         | 0          | 0        | 0        | 3        | 61.1         | 38            | 13         | 13         | 3          | 1         | 32         | 53         | 3          | 0         |          |
| 2020                       | YANKEES - g       | 1         | 2         | 1.89        | 20         | 0          | 0        | 0        | 8        | 19.0         | 12            | 6          | 4          | 0          | 0         | 7          | 16         | 4          | 0         |          |
| 2021                       | Somerset          | 0         | 0         | 6.00        | 3          | 2          | 0        | 0        | 0        | 3.0          | 2             | 2          | 2          | 1          | 0         | 1          | 4          | 2          | 0         |          |
|                            | Scranton/WB       | 0         | 0         | 27.00       | 2          | 1          | 0        | 0        | 0        | 1.1          | 3             | 4          | 4          | 1          | 0         | 2          | 1          | 0          | 0         |          |
|                            | YANKEES - h, i, j | 0         | 1         | 5.89        | 22         | 0          | 0        | 0        | 1        | 18.1         | 17            | 14         | 12         | 2          | 2         | 14         | 16         | 2          | 0         |          |
| <b>Minor League Totals</b> |                   | <b>49</b> | <b>38</b> | <b>3.41</b> | <b>158</b> | <b>142</b> | <b>1</b> | <b>0</b> | <b>0</b> | <b>740.0</b> | <b>680</b>    | <b>364</b> | <b>280</b> | <b>43</b>  | <b>34</b> | <b>277</b> | <b>597</b> | <b>82</b>  | <b>1</b>  |          |
| <b>Major League Totals</b> |                   | <b>35</b> | <b>26</b> | <b>3.12</b> | <b>439</b> | <b>46</b>  | <b>0</b> | <b>0</b> | <b>0</b> | <b>154</b>   | <b>640.10</b> | <b>545</b> | <b>254</b> | <b>222</b> | <b>39</b> | <b>12</b>  | <b>258</b> | <b>531</b> | <b>47</b> | <b>0</b> |
| <b>NYY Totals</b>          |                   | <b>5</b>  | <b>4</b>  | <b>2.69</b> | <b>133</b> | <b>0</b>   | <b>0</b> | <b>0</b> | <b>0</b> | <b>15</b>    | <b>123.2</b>  | <b>85</b>  | <b>43</b>  | <b>37</b>  | <b>7</b>  | <b>5</b>   | <b>64</b>  | <b>106</b> | <b>14</b> | <b>0</b> |



Was selected by the Orioles in the third round of the 2006 First-Year Player Draft.

- a – Placed on the 15-day disabled list from August 5-22, 2011 with a left shoulder strain.
- b – Placed on the 15-day disabled list on March 26, 2012 with a left shoulder impingement...was transferred to the 60-day disabled list on June 3 and reinstated on June 6, 2012.
- c – Placed on the 10-day disabled list from April 16-May 2, 2017 with a left forearm strain.
- d – Placed on the 10-day disabled list on May 6, 2017 (retroactive to May 5) with a left forearm strain...was transferred to the 60-day disabled list on June 20 and reinstated on July 5, 2017.
- e – Placed on the 60-day disabled list from February 15-June 11, 2018 recovering from right Achilles surgery.
- f – Acquired by the Yankees from the Baltimore Orioles for RHP Dillon Tate, RHP Cody Carroll and LHP Josh Rogers on July 24, 2018.
- g – Placed on the 10-day injured list from August 20 - September 1, 2020 with a left hamstring strain.
- h – Placed on the 60-day injured list from March 31 - June 12, 2021 with a left elbow bone spur.
- i – Placed on the 10-day injured list from June 26 - July 15, 2021 with a left hamstring strain.
- j – Placed on the 10-day injured list from August 23 (retroactive to August 20) - end of season with a left elbow sprain...was transferred to the 60-day injured list on August 30.

**Britton's Postseason Record**

| Year                          | Club vs. Opp.           | W                         | L        | ERA          | G         | GS       | CG       | SHO      | SV       | IP          | H         | R        | ER       | HR       | HP       | BB        | SO        | WP       | BK       |  |
|-------------------------------|-------------------------|---------------------------|----------|--------------|-----------|----------|----------|----------|----------|-------------|-----------|----------|----------|----------|----------|-----------|-----------|----------|----------|--|
| 2014                          | BAL vs. DET (DS)        | 0                         | 0        | 3.86         | 3         | 0        | 0        | 0        | 2        | 2.1         | 2         | 1        | 1        | 0        | 0        | 1         | 2         | 0        | 0        |  |
|                               | BAL vs. KC (CS)         | 0                         | 0        | 3.86         | 3         | 0        | 0        | 0        | 0        | 2.1         | 3         | 1        | 1        | 0        | 0        | 4         | 3         | 0        | 0        |  |
| 2016                          | BAL at TOR (WC)         | On Roster - Did Not Pitch |          |              |           |          |          |          |          |             |           |          |          |          |          |           |           |          |          |  |
| 2018                          | NY Yankees vs. OAK (WC) | 0                         | 0        | 18.00        | 1         | 0        | 0        | 0        | 0        | 1.0         | 2         | 2        | 2        | 1        | 0        | 1         | 0         | 0        | 0        |  |
|                               | NY Yankees vs. BOS (DC) | 0                         | 0        | 2.25         | 3         | 0        | 0        | 0        | 0        | 4.0         | 3         | 1        | 1        | 1        | 0        | 1         | 4         | 0        | 0        |  |
| 2019                          | NY Yankees vs. MIN (DS) | 0                         | 0        | 3.86         | 2         | 0        | 0        | 0        | 0        | 2.1         | 1         | 1        | 1        | 1        | 0        | 1         | 1         | 1        | 0        |  |
|                               | NY Yankees vs. HOU (CS) | 0                         | 0        | 0.00         | 5         | 0        | 0        | 0        | 0        | 5.2         | 1         | 0        | 0        | 0        | 0        | 5         | 5         | 1        | 0        |  |
| 2020                          | NY Yankees vs. CLE (WC) | 0                         | 0        | 13.50        | 1         | 0        | 0        | 0        | 0        | 1.1         | 0         | 2        | 2        | 0        | 0        | 2         | 1         | 0        | 0        |  |
|                               | NY Yankees vs. TB (DS)  | 0                         | 0        | 0.00         | 3         | 0        | 0        | 0        | 0        | 4.0         | 1         | 0        | 0        | 0        | 0        | 2         | 6         | 0        | 0        |  |
| <b>Wild Card Totals</b>       |                         | <b>0</b>                  | <b>0</b> | <b>15.43</b> | <b>2</b>  | <b>0</b> | <b>0</b> | <b>0</b> | <b>0</b> | <b>2.1</b>  | <b>2</b>  | <b>4</b> | <b>4</b> | <b>1</b> | <b>0</b> | <b>3</b>  | <b>1</b>  | <b>0</b> | <b>0</b> |  |
| <b>Division Series Totals</b> |                         | <b>0</b>                  | <b>0</b> | <b>2.13</b>  | <b>11</b> | <b>0</b> | <b>0</b> | <b>0</b> | <b>2</b> | <b>12.2</b> | <b>7</b>  | <b>3</b> | <b>3</b> | <b>2</b> | <b>0</b> | <b>5</b>  | <b>13</b> | <b>1</b> | <b>0</b> |  |
| <b>LCS Totals</b>             |                         | <b>0</b>                  | <b>0</b> | <b>1.13</b>  | <b>8</b>  | <b>0</b> | <b>0</b> | <b>0</b> | <b>0</b> | <b>8.0</b>  | <b>4</b>  | <b>1</b> | <b>1</b> | <b>0</b> | <b>0</b> | <b>9</b>  | <b>8</b>  | <b>1</b> | <b>0</b> |  |
| <b>POSTSEASON TOTALS</b>      |                         | <b>0</b>                  | <b>0</b> | <b>3.13</b>  | <b>21</b> | <b>0</b> | <b>0</b> | <b>0</b> | <b>2</b> | <b>23.0</b> | <b>13</b> | <b>8</b> | <b>8</b> | <b>3</b> | <b>0</b> | <b>17</b> | <b>22</b> | <b>2</b> | <b>0</b> |  |

**Britton's All-Star Game Record**

| Year                        | Club, Site      | W        | L        | ERA         | G        | GS       | CG       | SHO      | SV       | IP         | H        | R        | ER       | HR       | HP       | BB       | SO       | WP       | BK       |
|-----------------------------|-----------------|----------|----------|-------------|----------|----------|----------|----------|----------|------------|----------|----------|----------|----------|----------|----------|----------|----------|----------|
| 2015                        | BAL, Cincinnati | 0        | 0        | 0.00        | 1        | 0        | 0        | 0        | 0        | 0.2        | 1        | 0        | 0        | 0        | 0        | 0        | 1        | 0        | 0        |
| 2016                        | BAL, San Diego  | 0        | 0        | 0.00        | 1        | 0        | 0        | 0        | 1        | 1.0        | 1        | 0        | 0        | 0        | 0        | 0        | 0        | 0        | 0        |
| <b>All-Star Game Totals</b> |                 | <b>0</b> | <b>0</b> | <b>0.00</b> | <b>2</b> | <b>0</b> | <b>0</b> | <b>0</b> | <b>1</b> | <b>1.2</b> | <b>2</b> | <b>0</b> | <b>0</b> | <b>0</b> | <b>0</b> | <b>0</b> | <b>1</b> | <b>0</b> | <b>0</b> |

**Britton's Career Fielding Record**

| Position | PCT  | G   | PO | A   | E | TC  | DP |
|----------|------|-----|----|-----|---|-----|----|
| Pitcher  | .954 | 439 | 30 | 116 | 7 | 153 | 9  |

**Britton's Regular Season Batting Record**

| Year                       | Team       | AVG         | G          | AB       | R        | H        | 2B       | 3B       | HR       | RBI      | SH       | SF       | HP       | BB       | SO       | SB       | CS       |  |
|----------------------------|------------|-------------|------------|----------|----------|----------|----------|----------|----------|----------|----------|----------|----------|----------|----------|----------|----------|--|
| 2021                       | NY Yankees | Did Not Bat |            |          |          |          |          |          |          |          |          |          |          |          |          |          |          |  |
| <b>Major League Totals</b> |            | <b>.625</b> | <b>417</b> | <b>8</b> | <b>3</b> | <b>5</b> | <b>1</b> | <b>0</b> | <b>1</b> | <b>2</b> | <b>0</b> | <b>0</b> | <b>0</b> | <b>0</b> | <b>1</b> | <b>0</b> | <b>0</b> |  |

**Britton's Career Bests and Streaks**

**COMPLETE GAMES:** None. **LOW-HIT COMPLETE GAME:** N/A. **IP (START):** 9.0, 5/12/11 vs. SEA. **IP (RELIEF):** 3.2, 9/27/13 vs. BOS. **HITS:** 12, 8/4/11 at KC. **RUNS:** 9, 7/30/11 at NYY. **WALKS:** 6, 7/17/12 at MIN. **STRIKEOUTS:** 10, 8/30/12 vs. CWS. **HOME RUNS:** 2 - 4x (last on 7/9/13 vs. TEX). **WINNING STREAK:** 4g - 3x (last on 7/10/18-5/20/19). **LOSING STREAK:** 5g, 6/22-8/4/11. **SCORELESS STREAK (IP):** 21.2, 6/22-8/22/16.

**Pitcher of the Month:** None

**Pitcher of the Week:** None


**Rookie of the Month:** None



# AROLDIS CHAPMAN • LHP

# 54

**HT:** 6-4 • **WT:** 218 • **BATS:** L • **THROWS:** L  
**BIRTHDATE:** 2/28/88 • **OPENING DAY AGE:** 33  
**BIRTHPLACE:** Holguín, Cuba  
**RESIDES:** Davie, Fla.  
**M.L. SERVICE:** 11 years, 9 days



## STATUS

- ▶ Signed by the Yankees on December 15, 2016 to a five-year contract extending through the 2021 season with a player opt-out after the 2019 season...signed a contract extension extending through the 2022 season on November 3, 2019.

## CAREER NOTES

- ▶ Has averaged 14.94 K/9.0IP in his career (603.2IP, 1,002K), the best ratio in the Major Leagues since at least 1900 (min. 300.0IP)...since 2010, leads all Major League relievers in K/9.0IP ratio and ranks third in strikeouts, trailing only Craig Kimbrel (1,026) and Kenley Jansen (1,022).
- ▶ Led all National League relievers in strikeouts each season from 2012-15.
- ▶ Is one of 13 pitchers in Major League history to record 1,000K as a reliever... according to *Elias*, Chapman was the fastest reliever ever to reach that mark in terms of innings pitched, reaching the milestone in 602.1 innings (on 9/30/21)... surpassed Craig Kimbrel's previous mark (612.2IP)...Chapman (623 relief appearances) was just one of four pitchers to reach 1,000K as a reliever in fewer than 700 relief appearances, joining Goose Gossage (559 relief appearances), Craig Kimbrel (630 relief appearances) and Kenley Jansen (684 relief appearances).
- ▶ Is one of 13 pitchers in Major League history (since saves became an official stat in 1969) to record at least eight 30-save seasons (2012-16, '18-19, '21)...only Mariano Rivera (15), Trevor Hoffman (14), Lee Smith (10), Joe Nathan (9) and Billy Wagner (9) have recorded more...has three 30-save seasons with the Yankees (2018-19, '21), joining Mariano Rivera (15) and Dave Righetti (4) as the only Yankees pitchers to record at least three such seasons.
- ▶ His 89.0% save percentage (306-for-344) is the second-highest among active pitchers (min. 100 saves) behind Craig Kimbrel (89.6%).
- ▶ Reached 500K in 292.0IP (on 7/19/15), becoming the fastest to 500K (by IP) in Major League history, surpassing Craig Kimbrel's record (305.0IP), set in 2015.
- ▶ Struck out at least one batter in a Major League-record 49 consecutive relief appearances from 8/21/13-8/13/14 (50.2IP, 100K)...the next seven such streaks are by Corey Knebel (46G, 10/2/16-7/15/17), Dellin Betances (44G, 5/29-9/22/18), Bruce Sutter (39G, 6/1-10/2/77), Jalen Beeks (38G, 4/10/19-8/25/20), Ryan Yarbrough (36G, 7/31/18-9/30/21), Eric Gagné (35G, 7/18/03-4/10/04), Josh Hader (35G, 9/4/17-6/22/18) and Chapman (34G, 9/15/11-6/16/12)...extended the streak by striking out his final batter faced on nine occasions.
- ▶ Ranks 27th on Baseball's all-time list with 306 saves...is one of 31 pitchers in Major League history to reach the 300 career saves.
- ▶ Is the only pitcher in Major League history with four seasons of at least 30 saves and 100K, having accomplished the feat each season from 2012-15...only Craig Kimbrel (2011-12, '17), Eric Gagne (2002-04), Kenley Jansen (2014, '16-17) and Billy Wagner (1999, 2003, '10) have had as many as three such seasons in their careers.
- ▶ Reached 20 saves in eight straight seasons (2012-19) and is one of 23 pitchers with at least nine 20-save seasons (2012-19, '21) all time.
- ▶ Has eight career 25-save seasons (2012-16, '18-19, '21).
- ▶ Was one of two pitchers with at least 20 saves in each season from 2012-19, joining Kenley Jansen...is the only pitcher to record 30 saves at least eight times (2012-16, '18-19, '21) in the last 10 years (since 2012).
- ▶ Has five 20-save seasons as a Yankee (2016-19, '21), one of four pitchers to record at least five such seasons with the club, joining Mariano Rivera (16), Dave Righetti (seven) and Goose Gossage (five)...is one of 11 pitchers in franchise history to reach the mark at least once...in 2016, became the fifth different pitcher in as many seasons to earn at least 20 saves (also Andrew Miller-36 in 2015, David Robertson-39 in 2014, Mariano Rivera-44 in 2013 and Rafael Soriano-42 in 2012).
- ▶ Owns the most career saves by a Cuba-born pitcher (306), surpassing Danys Báez's record (114) on 4/10/15 vs. St. Louis...had 146 saves with Cincinnati, fourth-most on the Reds' all-time saves list behind Danny Graves (182), Francisco Cordero (150) and John Franco (148).

## CAREER HIGHLIGHTS

### AL All-Star Team

4 2018, 2019, 2021

### NL All-Star Team

4 2012, 2013, 2014, 2015

### Mariano Rivera

AL Reliever of the Year

4 2019



**MOST STRIKEOUTS BY A RELIEVER, 2011-21**

|                                 |            |
|---------------------------------|------------|
| 1. Craig Kimbrel .....          | 986        |
| <b>2. AROLDIS CHAPMAN .....</b> | <b>983</b> |
| 3. Kenley Jansen .....          | 981        |
| 4. Tyler Clippard .....         | 738        |
| 5. David Robertson .....        | 725        |

**HIGHEST SINGLE-SEASON K/9.0IP RATIO BY A RELIEVER, ALL TIME (min. 50.0IP)**

| Rk. Player                     | Year              | K/9.0IP (IP, K)          |
|--------------------------------|-------------------|--------------------------|
| <b>1. AROLDIS CHAPMAN ...</b>  | <b>2014 ...</b>   | <b>17.67 (54.0, 106)</b> |
| 2. Craig Kimbrel.....          | 2012.....         | 16.66 (62.2, 116)        |
| 3. Craig Kimbrel.....          | 2017.....         | 16.43 (69.0, 126)        |
| 4. Josh Hader .....            | 2019.....         | 16.41 (75.2, 138)        |
| <b>5. AROLDIS CHAPMAN ...</b>  | <b>2018 .....</b> | <b>16.31 (51.1, 93)</b>  |
| 6. Kenley Jansen .....         | 2011.....         | 16.10 (53.2, 96)         |
| 7. Carlos Marmol.....          | 2010.....         | 15.99 (77.2, 138)        |
| <b>8. AROLDIS CHAPMAN ...</b>  | <b>2013 ...</b>   | <b>15.83 (63.2, 112)</b> |
| 9. Josh Hader .....            | 2018.....         | 15.82 (81.1, 143)        |
| <b>10. AROLDIS CHAPMAN ...</b> | <b>2015 ...</b>   | <b>15.74 (66.1, 116)</b> |

- ▶ Has held opponents to a .163 batting average (342-for-2,102) in his career, the second-lowest of any pitcher since 1900 with at least 1,000 opponent at-bats behind Craig Kimbrel (.158).
- ▶ Has held left-handers to a .131 (70-for-534) batting average with just 4HR in his Major League career.
- ▶ Held opponents scoreless in September in 2014, '16 and '17 (30.2IP)...was named AL "Reliever of the Month" in September 2017...owns a 1.59 ERA (107.2IP, 19ER) in 110 career September appearances.
- ▶ Has 10 career postseason saves, seventh-most all time...has posted a 1.71 ERA (21.0IP, 4ER) with six saves, 8BB/1IBB and 37K in 17 postseason relief appearances as a Yankee.
- ▶ Converted 56 consecutive save opportunities at Great American Ball Park from 9/25/12-8/4/15, the longest home save streak by any pitcher since the stat became official in 1969.
- ▶ Was the only relief pitcher ever to be named to four All-Star teams while playing for the Reds.
- ▶ Has made eight career Opening Day rosters (2011-13, '15 w/ Cincinnati and '17-19, '21 w/ the Yankees)...began the 2020 season on the COVID-19 injured list.

**2021**

- ▶ Went 6-4 with 30 saves (in 34 chances), a 3.36 ERA (56.1IP, 21ER) and 97K in 61 relief appearances...was named to his seventh career All-Star team.
- ▶ His 15.50 K/9.0IP ratio was the second-highest among Major League relievers, trailing only Milwaukee's Josh Hader (15.65)...struck out 39.9% of his batters faced (97K, 243BF), the fourth-highest strikeout rate in the Majors among relievers.
- ▶ Ranked eighth in the Majors and fifth in the AL in strikeouts among relievers.
- ▶ His 30 saves were ninth in the Majors and third in the AL...also recorded a career-high six wins (previous: five wins in 2012 with Cincinnati).
- ▶ Allowed a career-high 9HR (previous: 7HR in 2013 with Cincinnati)...did not allow more than 3HR in each of his previous seven seasons from 2014-20.
- ▶ Made 61 relief appearances, his most since 2015 (65).
- ▶ Reached the 30-save plateau for the eighth time in his career (2012-16, '18-19, '21)...was his third 30-save season with the Yankees (also 2018-19), joining Mariano Rivera (15) and Dave Righetti (4) as the only Yankees pitchers to record three such seasons.
- ▶ Reached the 20-save plateau for the ninth time in his career and for the fifth time as a Yankee (also 2016-19)...is just the fourth pitcher in franchise history to record five 20-save seasons, joining Mariano Rivera (16), Dave Righetti (seven) and Goose Gossage (five).
- ▶ Recorded multiple strikeouts in 32 appearances this season, tied for the sixth-most among relievers.
- ▶ Began the season serving a two-game suspension for his actions on 9/1/20 vs. Tampa Bay.
- ▶ Converted his first 11 save opportunities from 4/12-5/20, the best season-opening streak of his career (previous: 9-for-9 in 2015 and '16)...was the fourth Yankee (sixth time) to convert each of his first 11 save opportunities of the season (since saves became an official stat in 1969), joining Mariano Rivera (first 28 in 2008, first 18 in 2013, first 12 in 2004), Andrew Miller (first 24 in 2015) and Lee Guetterman (first 13 in 1989)...was one of six Major League relievers this season to convert at least his first 11 save opportunities, joining St. Louis' Alex Reyes (first 22), Milwaukee's Josh Hader (first 20), San Diego's Mark Melancon (first 17), Atlanta's Will Smith (first 11) and Texas' Ian Kennedy (first 11).
- ▶ Was the pitcher on the mound for two triple plays this season (5/21 vs. Chicago-AL and 6/20 vs. Oakland), becoming just the fourth pitcher since 2006 to be on the mound for multiple triple plays in a single season, joining Minnesota's Martin Pérez (two, 2019), Milwaukee's Zach Davies (two, 2016) and Chicago-AL's Mark Buehrle (two, 2006) - credit: *Elias*.



- ▶ Had a career-long streak of 15 consecutive relief outings with at least 2K from 9/3/20-4/22/21...was the longest streak by a reliever in Yankees history...was tied with Yonny Chirinos (15G, 8/22/18-9/29/19) and Joe Sparma (15G, 6/7/64-5/31/66) for the third-longest in Major League history among relievers, trailing only Félix Peña (17G, 5/17/18-7/27/20) and Ryan Yarbrough (16G, 6/18/19-8/18/21)...including the postseason, had at least 2K in 18 straight appearances.
- ▶ Owned an 18.2 scoreless inning streak from 9/4/20(G1)-5/5/21, holding opponents to a .051/.125/.085 (3-for-59) slash line with 5BB and 43K over that span...was the fourth-longest streak of his career and his longest since his career-long 28.1 scoreless inning streak from 8/21/14-5/6/15 (also had a 22.2IP streak from 6/26-8/17/12 and a 25.1IP streak from 9/15/11-5/16/12).
- ▶ Recorded at least one strikeout in 27 consecutive games from 9/1/20-5/20/21.
- ▶ Did not allow an earned run in 26 straight games from 9/4 (G1)/20-5/21/21 (25.2IP)...allowed his only run over that span on 5/8 vs. Washington, allowing the extra-inning runner to score...was the third-longest stretch of his career, trailing a 29-game streak from 9/15/11-6/6/12 and a 28-game streak from 8/21/14-5/6/15...was the longest such streak by a Yankees reliever since Dellin Betances' 27-game streak from 9/23/14-6/2/15.
- ▶ Was 4-0 with 12 saves, a 0.39 ERA (23.0IP, 1ER) and 43K in his first 23 appearances of the season from 4/5-6/6...held opponents to a .097/.214/.194 slash line (7-for-72) over that stretch.
- ▶ On 5/1 vs. Detroit, struck out two-of-three batters faced and earned his fifth save of the season...recorded his 334th and 335th strikeouts with the Yankees, surpassing Jeff Nelson (334) for 11th place on the Yankees' all-time strikeouts list by a reliever.
- ▶ On 5/18 at Texas, recorded his 10th save of the season (3K)...struck out Khris Davis looking in the ninth inning for his 347th career strikeout as a Yankee, surpassing Lindy McDaniel (346) for 10th place on the Yankees' all-time strikeouts list by a reliever.
- ▶ Allowed 15R/14ER in 5.2IP over a nine-game stretch from 6/10-7/4(G1) after allowing just 2R/1ER in his first 23 appearances of the season from
- ▶ On 6/10 at Minnesota, took the loss after allowing a career-high-tying 4ER without recording an out (4H, 2HR)...was the fourth time in his career he has allowed 4ER in a game (first since 8/17/14 at Colorado-G1 with Cincinnati)...also tied his career high in hits (third time, first since 5/3/13 at Chicago-NL with Cincinnati)...allowed two two-run homers in the ninth, one game-tying HR to Josh Donaldson (437 ft.) and one "walk-off" HR to Nelson Cruz (457 ft.)...at the time, both homers marked the longest projected-distanced homers he has surrendered in the Statcast era (since 2015).
- ▶ Lost back-to-back games from 6/10-12 for just the fourth time in his career (first since 5/10-11/15 with Cincinnati).
- ▶ Tossed a scoreless ninth inning on 6/16 at Toronto in Buffalo to record his 14th save of the season...struck out Randal Grichuk to record his 358th career strikeout with the Yankees, surpassing Joe Page (357) for ninth place on the Yankees' all-time strikeouts list by a reliever.
- ▶ On 6/19 vs. Oakland, notched his 15th save of the season (2H, 1ER, 1BB, 2K)...struck out Matt Chapman swinging on a 103.4 mph fastball to end the game...marked the fastest strikeout pitch in the Majors since a 104.2 strikeout pitch by St. Louis's Jordan Hicks on 4/21/19 (credit: Sarah Langs)...was the fastest strikeout pitch by Chapman (including postseason) since his 103.7 mph pitch in the 2017 AL Wild Card Game.
- ▶ On 6/30 vs. Los Angeles-AL, allowed a game-tying grand slam to Jared Walsh in the ninth inning...marked just the fourth time in his career he has surrendered a HR to a left-handed batter (Yonder Alonso on 8/25/17 vs. Seattle, Rafael Devers on 8/13/17 vs. Boston; Luke Scott on 6/26/11 at Baltimore)...his 4R/ER allowed tied his career high (fifth time, first since 6/10/21 at Minnesota)...prior to this season, had not allowed 4R/ER in a game since 8/17/14 at Colorado.
- ▶ Recorded at least one strikeout in his final 29 games of the season from 7/6-10/3, his third-longest such streak of his career (49G from 8/21-13 and 34G from 9/15/11-6/16/12).
- ▶ Over his final 29 appearances of the season (7/6-10/3), posted a 1.95 ERA (27.2IP, 6ER).
- ▶ Allowed 1R over a 11-game span from 7/6-8/5, posting an 0.82 ERA (11.0IP, 1ER) in that span...surrendered just 4H to his 45BF during that stretch.
- ▶ Converted each of his final 14 save opportunities (7/20-9/26).
- ▶ Recorded 3K in a scoreless ninth inning on 7/6 at Seattle (1H, 2BB)...struck out Shed Long Jr. swinging to end the game, his 365th career strikeout as a Yankee...surpassed Steve Hamilton (364) for sole possession of eighth place on the Yankees' all-time strikeouts list by a reliever.
- ▶ Was named to his seventh career All-Star team (also 2012-15 and '18-19, 3x in the AL) via the player ballot...did not pitch in the All-Star Game on 7/13.
- ▶ Earned his 17th save of the season on 7/20 vs. Philadelphia (1.0IP, 1H, 1ER, 3K, 1HR), his first save since 6/20 vs. Oakland.
- ▶ Was placed on the 10-day injured list on 8/7 (retroactive to 8/6) with left elbow inflammation...missed 12 team games...was reinstated on 8/18.
- ▶ Recorded his 300th career save on 8/26 at Oakland (1.0IP, 1H, 1K), becoming just the 31st pitcher in Major League history to reach the milestone...was just the second pitcher to accomplish the feat as a Yankee, joining Mariano Rivera.
- ▶ Pitched on three straight days from 9/13-15 for the first time since 7/1-3/18...was just the third Yankee this season to pitch on three consecutive days (also Joely Rodriguez from 8/10-12 and Wandy Peralta from 9/3-5).



- ▶ Recorded his 30th save of the season on 9/26 at Boston (1.0IP, 1BB, 1K), reaching the 30-save plateau for the eighth time in his career...became just the 13th pitcher in Major League history (since saves became an official stat in 1969) to record at least eight 30-save seasons...only Mariano Rivera (15), Trevor Hoffman (14), Lee Smith (10), Joe Nathan (9) and Billy Wagner (9) have recorded more...marked his third 30-save season with the Yankees, joining Mariano Rivera (15) and Dave Righetti (4) as the only Yankees pitchers to record three such seasons.
- ▶ Struck out George Springer swinging in the ninth inning on 9/30 at Toronto to record his 1,000th career strikeout, becoming the 13th pitcher in Major League history to record 1,000K as a reliever...according to *Elias*, Chapman was the fastest reliever ever to reach that mark in terms of innings pitched, reaching the milestone in 602.1 innings...surpassed Craig Kimbrel's previous mark (612.2IP)...Chapman (623 relief appearances) was just one of four pitchers to reach 1,000K as a reliever in fewer than 700 relief appearances, joining Goose Gossage (559 relief appearances), Craig Kimbrel (630 relief appearances) and Kenley Jansen (684 relief appearances).
- ▶ Tossed a scoreless ninth inning in the Yankees' final game of the season on 10/3 vs. Tampa Bay (1.0IP, 1BB, 1K)...earned the win as the Yankees clinched a postseason spot.
- ▶ Went 0-1 with a 5.06 ERA (5.1IP, 3ER) and 7K in six spring training relief appearances.

## PERSONAL

- ▶ Full name is Albertin Aroldis de la Cruz Chapman.
- ▶ Defected from Cuba in July 2009 before the start of the World Port Tournament in Rotterdam, The Netherlands...established residence in the Principality of Andorra, making him a free agent eligible to be signed by any Major League team...at 181 square miles with an estimated population of 77,000, Andorra is the fifth-smallest nation in Europe...it is located in the eastern Pyrenees Mountains, bordered by Spain and France...became a United States citizen in April 2016.
- ▶ Along with Andrew Miller and teammate Dellin Betances, was honored with the "Willie, Mickey and the Duke" Award from the New York BBWAA, presented at the annual BBWAA dinner in January 2017.

Chapman's Career Pitching Record

| Year                       | Club           | W         | L         | ERA         | G          | GS        | CG       | SHO      | SV         | IP           | H          | R          | ER         | HR        | HP        | BB         | SO          | WP        | BK       |
|----------------------------|----------------|-----------|-----------|-------------|------------|-----------|----------|----------|------------|--------------|------------|------------|------------|-----------|-----------|------------|-------------|-----------|----------|
| 2010                       | Louisville     | 9         | 6         | 3.57        | 39         | 13        | 1        | 0        | 8          | 95.2         | 77         | 46         | 38         | 7         | 5         | 52         | 125         | 14        | 0        |
|                            | CINCINNATI     | 2         | 2         | 2.03        | 15         | 0         | 0        | 0        | 0          | 13.1         | 9          | 4          | 3          | 0         | 0         | 5          | 19          | 2         | 0        |
| 2011                       | CINCINNATI - a | 4         | 1         | 3.60        | 54         | 0         | 0        | 0        | 1          | 50.0         | 24         | 21         | 20         | 2         | 2         | 41         | 71          | 4         | 0        |
|                            | Louisville     | 0         | 1         | 11.12       | 4          | 1         | 0        | 0        | 0          | 5.2          | 9          | 7          | 7          | 0         | 0         | 2          | 9           | 2         | 1        |
|                            | Carolina       | 1         | 1         | 6.14        | 5          | 2         | 0        | 0        | 0          | 7.1          | 5          | 5          | 5          | 1         | 0         | 6          | 11          | 2         | 0        |
| 2012                       | CINCINNATI     | 5         | 5         | 1.51        | 68         | 0         | 0        | 0        | 38         | 71.2         | 35         | 13         | 12         | 4         | 4         | 23         | 122         | 4         | 0        |
| 2013                       | CINCINNATI     | 4         | 5         | 2.54        | 68         | 0         | 0        | 0        | 38         | 63.2         | 37         | 18         | 18         | 7         | 3         | 29         | 112         | 6         | 0        |
| 2014                       | Dayton         | 0         | 0         | 0.00        | 2          | 2         | 0        | 0        | 0          | 2.0          | 0          | 0          | 0          | 0         | 0         | 1          | 3           | 0         | 0        |
|                            | Louisville     | 0         | 1         | 72.00       | 2          | 1         | 0        | 0        | 0          | 1.0          | 7          | 8          | 8          | 0         | 1         | 2          | 2           | 1         | 0        |
|                            | CINCINNATI - b | 0         | 3         | 2.00        | 54         | 0         | 0        | 0        | 36         | 54.0         | 21         | 12         | 12         | 1         | 2         | 24         | 106         | 4         | 0        |
| 2015                       | CINCINNATI - c | 4         | 4         | 1.63        | 65         | 0         | 0        | 0        | 33         | 66.1         | 43         | 13         | 12         | 3         | 5         | 33         | 116         | 7         | 0        |
| 2016                       | YANKEES - d, e | 3         | 0         | 2.01        | 31         | 0         | 0        | 0        | 20         | 31.1         | 20         | 8          | 7          | 2         | 0         | 8          | 44          | 2         | 1        |
|                            | CHICAGO-NL     | 1         | 1         | 1.01        | 28         | 0         | 0        | 0        | 16         | 26.2         | 12         | 4          | 3          | 0         | 0         | 10         | 46          | 6         | 0        |
| 2017                       | YANKEES - f    | 4         | 3         | 3.22        | 52         | 0         | 0        | 0        | 22         | 50.1         | 37         | 20         | 18         | 3         | 3         | 20         | 69          | 5         | 0        |
|                            | Trenton        | 0         | 0         | 13.50       | 1          | 1         | 0        | 0        | 0          | 0.2          | 0          | 1          | 1          | 0         | 0         | 2          | 2           | 2         | 0        |
| 2018                       | YANKEES - g    | 3         | 0         | 2.45        | 55         | 0         | 0        | 0        | 32         | 51.1         | 24         | 15         | 14         | 2         | 5         | 30         | 93          | 9         | 0        |
| 2019                       | YANKEES        | 3         | 2         | 2.21        | 60         | 0         | 0        | 0        | 37         | 57.0         | 38         | 18         | 14         | 3         | 1         | 25         | 85          | 6         | 0        |
| 2020                       | YANKEES - h    | 1         | 1         | 3.09        | 13         | 0         | 0        | 0        | 3          | 11.2         | 6          | 4          | 4          | 2         | 1         | 4          | 22          | 0         | 1        |
| 2021                       | YANKEES - i    | 6         | 4         | 3.36        | 61         | 0         | 0        | 0        | 30         | 56.1         | 36         | 23         | 21         | 9         | 3         | 38         | 97          | 7         | 0        |
| <b>Minor League Totals</b> |                | <b>10</b> | <b>9</b>  | <b>4.73</b> | <b>53</b>  | <b>20</b> | <b>1</b> | <b>0</b> | <b>8</b>   | <b>112.1</b> | <b>98</b>  | <b>67</b>  | <b>59</b>  | <b>8</b>  | <b>6</b>  | <b>65</b>  | <b>152</b>  | <b>21</b> | <b>1</b> |
| <b>AL Totals</b>           |                | <b>20</b> | <b>10</b> | <b>2.72</b> | <b>272</b> | <b>0</b>  | <b>0</b> | <b>0</b> | <b>144</b> | <b>258.0</b> | <b>161</b> | <b>88</b>  | <b>78</b>  | <b>21</b> | <b>13</b> | <b>125</b> | <b>410</b>  | <b>62</b> | <b>2</b> |
| <b>NL Totals</b>           |                | <b>20</b> | <b>21</b> | <b>2.08</b> | <b>352</b> | <b>0</b>  | <b>0</b> | <b>0</b> | <b>162</b> | <b>345.2</b> | <b>181</b> | <b>85</b>  | <b>80</b>  | <b>17</b> | <b>16</b> | <b>165</b> | <b>592</b>  | <b>33</b> | <b>0</b> |
| <b>Major League Totals</b> |                | <b>40</b> | <b>31</b> | <b>2.36</b> | <b>624</b> | <b>0</b>  | <b>0</b> | <b>0</b> | <b>306</b> | <b>603.2</b> | <b>342</b> | <b>173</b> | <b>158</b> | <b>38</b> | <b>29</b> | <b>290</b> | <b>1002</b> | <b>62</b> | <b>2</b> |

Signed by Cincinnati as a non-drafted free agent to a six-year Major League contract through the 2015 season on January 11, 2010.

- a - Placed on the 15-day disabled list from May 16-June 23, 2011 with left shoulder inflammation.
- b - Placed on the 15-day disabled list from March 30-May 9, 2014 following surgery to insert a plate and screws to stabilize the bones around his left eye.
- c - Acquired by the Yankees from the Cincinnati Reds in exchange for RHPs Caleb Cotham and Rookie Davis and INFs Eric Jagielo and Tony Renda on December 28, 2015.
- d - Placed on the restricted list to start the 2016 season after accepting a 30-game suspension for violating Major League Baseball's Joint Domestic Violence, Sexual Assault and Child Abuse Policy...was suspended by Commissioner Manfred on March 1 and reinstated on May 9.
- e - Acquired by the Chicago Cubs from the Yankees in exchange for RHP Adam Warren, INF Gleyber Torres, OF Billy McKinney and OF Rashad Crawford on July 25, 2016.
- f - Placed on the 10-day disabled list from May 14 (retroactive to May 13) - June 18, 2017 with left shoulder rotator cuff inflammation.
- g - Placed on the 10-day disabled list from August 22 - September 19, 2018 with left knee tendinitis.
- h - Placed on the COVID-19 injured list from July 11 - August 17, 2020.
- i - Placed on the 10-day injured list from August 7 (retroactive to August 6) - August 18, 2021 with left elbow inflammation.



### Chapman's Postseason Record

| Year                          | Club vs. Opp.           | W                         | L        | ERA         | G         | GS       | CG       | SHO      | SV        | IP          | H         | R         | ER        | HR       | HP       | BB        | SO        | WP       | BK       |  |
|-------------------------------|-------------------------|---------------------------|----------|-------------|-----------|----------|----------|----------|-----------|-------------|-----------|-----------|-----------|----------|----------|-----------|-----------|----------|----------|--|
| 2010                          | CIN vs. PHI (DS)        | 0                         | 1        | 0.00        | 2         | 0        | 0        | 0        | 0         | 1.2         | 3         | 3         | 0         | 0        | 1        | 0         | 1         | 0        | 0        |  |
| 2012                          | CIN vs. SF (DS)         | 0                         | 0        | 3.00        | 3         | 0        | 0        | 0        | 0         | 3.0         | 2         | 1         | 1         | 0        | 0        | 2         | 3         | 2        | 0        |  |
| 2013                          | CIN vs. PIT (WC)        | On Roster - Did Not Pitch |          |             |           |          |          |          |           |             |           |           |           |          |          |           |           |          |          |  |
| 2016                          | CHC vs. SF (DS)         | 0                         | 0        | 2.70        | 4         | 0        | 0        | 0        | 3         | 3.1         | 3         | 1         | 1         | 0        | 0        | 1         | 7         | 0        | 0        |  |
|                               | CHC vs. LAD (CS)        | 1                         | 0        | 3.86        | 4         | 0        | 0        | 0        | 0         | 4.2         | 3         | 2         | 2         | 0        | 0        | 3         | 3         | 0        | 0        |  |
|                               | CHC vs. CLE (WS)        | 1                         | 0        | 3.52        | 5         | 0        | 0        | 0        | 1         | 7.2         | 5         | 3         | 3         | 1        | 1        | 2         | 11        | 0        | 0        |  |
| 2017                          | NY Yankees vs. MIN (WC) | 0                         | 0        | 0.00        | 1         | 0        | 0        | 0        | 0         | 1.0         | 1         | 0         | 0         | 0        | 0        | 0         | 3         | 0        | 0        |  |
|                               | NY Yankees vs. CLE (DS) | 0                         | 0        | 0.00        | 3         | 0        | 0        | 0        | 2         | 5.2         | 4         | 0         | 0         | 0        | 0        | 2         | 10        | 0        | 0        |  |
|                               | NY Yankees vs. HOU (CS) | 0                         | 1        | 6.75        | 2         | 0        | 0        | 0        | 1         | 1.1         | 2         | 1         | 1         | 0        | 0        | 0         | 3         | 0        | 0        |  |
| 2018                          | NY Yankees vs. OAK (WC) | 0                         | 0        | 0.00        | 1         | 0        | 0        | 0        | 0         | 1.0         | 1         | 0         | 0         | 0        | 0        | 0         | 2         | 0        | 0        |  |
|                               | NY Yankees vs. BOS (DS) | 0                         | 0        | 0.00        | 2         | 0        | 0        | 0        | 0         | 2.0         | 0         | 0         | 0         | 0        | 0        | 1         | 2         | 0        | 0        |  |
| 2019                          | NY Yankees vs. MIN (DS) | 0                         | 0        | 0.00        | 2         | 0        | 0        | 0        | 1         | 2.2         | 1         | 0         | 0         | 0        | 0        | 2         | 4         | 0        | 0        |  |
|                               | NY Yankees vs. HOU (CS) | 0                         | 1        | 6.75        | 3         | 0        | 0        | 0        | 1         | 2.2         | 1         | 2         | 2         | 1        | 0        | 2         | 5         | 0        | 0        |  |
| 2020                          | NY Yankees vs. CLE (WC) | 1                         | 0        | 0.00        | 1         | 0        | 0        | 0        | 0         | 2.0         | 1         | 0         | 0         | 0        | 0        | 0         | 4         | 0        | 0        |  |
|                               | NY Yankees vs. TB (DS)  | 0                         | 1        | 3.38        | 2         | 0        | 0        | 0        | 1         | 2.2         | 1         | 1         | 1         | 1        | 0        | 1         | 4         | 0        | 0        |  |
| 2021                          | NY Yankees vs. BOS (WC) | On Roster - Did Not Pitch |          |             |           |          |          |          |           |             |           |           |           |          |          |           |           |          |          |  |
| <b>Wild Card Totals</b>       |                         | <b>1</b>                  | <b>0</b> | <b>0.00</b> | <b>3</b>  | <b>0</b> | <b>0</b> | <b>0</b> | <b>0</b>  | <b>4.0</b>  | <b>3</b>  | <b>0</b>  | <b>0</b>  | <b>0</b> | <b>0</b> | <b>0</b>  | <b>9</b>  | <b>0</b> | <b>0</b> |  |
| <b>Division Series Totals</b> |                         | <b>0</b>                  | <b>2</b> | <b>1.29</b> | <b>18</b> | <b>0</b> | <b>0</b> | <b>0</b> | <b>7</b>  | <b>21.0</b> | <b>14</b> | <b>6</b>  | <b>3</b>  | <b>1</b> | <b>1</b> | <b>9</b>  | <b>31</b> | <b>2</b> | <b>0</b> |  |
| <b>LCS Totals</b>             |                         | <b>1</b>                  | <b>2</b> | <b>5.19</b> | <b>9</b>  | <b>0</b> | <b>0</b> | <b>0</b> | <b>2</b>  | <b>8.2</b>  | <b>6</b>  | <b>5</b>  | <b>5</b>  | <b>1</b> | <b>0</b> | <b>5</b>  | <b>11</b> | <b>0</b> | <b>0</b> |  |
| <b>World Series Totals</b>    |                         | <b>1</b>                  | <b>0</b> | <b>3.52</b> | <b>5</b>  | <b>0</b> | <b>0</b> | <b>0</b> | <b>1</b>  | <b>7.2</b>  | <b>5</b>  | <b>3</b>  | <b>3</b>  | <b>1</b> | <b>1</b> | <b>2</b>  | <b>11</b> | <b>0</b> | <b>0</b> |  |
| <b>POSTSEASON TOTALS</b>      |                         | <b>3</b>                  | <b>4</b> | <b>2.40</b> | <b>35</b> | <b>0</b> | <b>0</b> | <b>0</b> | <b>10</b> | <b>41.1</b> | <b>28</b> | <b>14</b> | <b>11</b> | <b>3</b> | <b>2</b> | <b>16</b> | <b>62</b> | <b>2</b> | <b>0</b> |  |

### Chapman's All-Star Game Record

| Year                        | Club, Site             | W                                 | L        | ERA         | G        | GS       | CG       | SHO      | SV       | IP         | H        | R        | ER       | HR       | HP       | BB       | SO       | WP       | BK       |  |
|-----------------------------|------------------------|-----------------------------------|----------|-------------|----------|----------|----------|----------|----------|------------|----------|----------|----------|----------|----------|----------|----------|----------|----------|--|
| 2012                        | CIN, Kansas City       | 0                                 | 0        | 0.00        | 1        | 0        | 0        | 0        | 0        | 0.1        | 0        | 0        | 0        | 0        | 0        | 1        | 1        | 0        | 0        |  |
| 2013                        | CIN, New York-NL       | 0                                 | 0        | 0.00        | 1        | 0        | 0        | 0        | 0        | 1.0        | 0        | 0        | 0        | 0        | 0        | 1        | 1        | 0        | 0        |  |
| 2014                        | CIN, Minnesota         | 0                                 | 0        | 0.00        | 1        | 0        | 0        | 0        | 0        | 0.2        | 0        | 0        | 0        | 0        | 0        | 0        | 0        | 0        | 0        |  |
| 2015                        | CIN, Cincinnati        | 0                                 | 0        | 0.00        | 1        | 0        | 0        | 0        | 0        | 1.0        | 0        | 0        | 0        | 0        | 0        | 0        | 3        | 0        | 0        |  |
| 2018                        | NY Yankees, Washington | Selected, Did Not Pitch (Injured) |          |             |          |          |          |          |          |            |          |          |          |          |          |          |          |          |          |  |
| 2019                        | NY Yankees, Cleveland  | 0                                 | 0        | 0.00        | 1        | 0        | 0        | 0        | 1        | 1.0        | 0        | 0        | 0        | 0        | 0        | 0        | 3        | 0        | 0        |  |
| 2021                        | NY Yankees, Denver     | Selected, Did Not Pitch           |          |             |          |          |          |          |          |            |          |          |          |          |          |          |          |          |          |  |
| <b>All-Star Game Totals</b> |                        | <b>0</b>                          | <b>0</b> | <b>0.00</b> | <b>5</b> | <b>0</b> | <b>0</b> | <b>0</b> | <b>1</b> | <b>4.0</b> | <b>0</b> | <b>0</b> | <b>0</b> | <b>0</b> | <b>0</b> | <b>2</b> | <b>8</b> | <b>0</b> | <b>0</b> |  |

### Chapman's World Baseball Classic Game Record

| Year              | Country, Site | W        | L        | ERA         | G        | GS       | CG       | SHO      | SV       | IP         | H        | R        | ER       | HR       | HP       | BB       | SO       | WP       | BK       |
|-------------------|---------------|----------|----------|-------------|----------|----------|----------|----------|----------|------------|----------|----------|----------|----------|----------|----------|----------|----------|----------|
| 2009              | Cuba, Mexico  | 0        | 1        | 5.68        | 2        | 2        | 0        | 0        | 0        | 6.1        | 6        | 4        | 4        | 0        | 0        | 4        | 8        | 1        | 1        |
| <b>WBC Totals</b> |               | <b>0</b> | <b>1</b> | <b>5.68</b> | <b>2</b> | <b>2</b> | <b>0</b> | <b>0</b> | <b>0</b> | <b>6.1</b> | <b>6</b> | <b>4</b> | <b>4</b> | <b>0</b> | <b>0</b> | <b>4</b> | <b>8</b> | <b>1</b> | <b>1</b> |

### Chapman's Career Fielding Record

| Position | PCT  | G   | PO | A  | E  | TC | DP |
|----------|------|-----|----|----|----|----|----|
| Pitcher  | .833 | 624 | 17 | 38 | 11 | 66 | 1  |

### Chapman's Regular Season Batting Record

| Year                       | Team       | AVG         | G          | AB       | R        | H        | 2B       | 3B       | HR       | RBI      | SH       | SF       | HP       | BB       | SO       | SB       | CS       |  |
|----------------------------|------------|-------------|------------|----------|----------|----------|----------|----------|----------|----------|----------|----------|----------|----------|----------|----------|----------|--|
| 2021                       | NY Yankees | Did Not Bat |            |          |          |          |          |          |          |          |          |          |          |          |          |          |          |  |
| <b>Major League Totals</b> |            | <b>.000</b> | <b>624</b> | <b>2</b> | <b>1</b> | <b>0</b> | <b>0</b> | <b>0</b> | <b>0</b> | <b>0</b> | <b>0</b> | <b>0</b> | <b>0</b> | <b>0</b> | <b>1</b> | <b>0</b> | <b>0</b> |  |

### Chapman's Career Bests and Streaks

**COMPLETE GAMES:** None. **LOW-HIT COMPLETE GAME:** N/A. **IP (START):** N/A. **IP (RELIEF):** 2.1, 7/9/16 at CLE. **HITS:** 4 - 3 times (last on 6/10/21 at MIN). **RUNS:** 4 - 5 times (last on 6/30/21 vs. LAA). **WALKS:** 4 - 2 times (last on 8/17/14 at COL-G1). **STRIKEOUTS:** 5 - 2 times (last on 7/19/15 vs. CLE). **HOME RUNS:** 2 - 3 times (last on 6/10/21 at MIN). **WINNING STREAK:** 6g, 8/23/11-5/23/12. **LOSING STREAK:** 4g, 2 times (last on 5/19-8/16/13). **SCORELESS STREAK (IP):** 28.1, 8/21/14-5/6/15.

**Pitcher of the Month:** None

**Player of the Week:** None

**Reliever of the Month:** 3 times, last: August 2019



# GERRIT COLE • RHP

2021 SEASON  
SUMMARY

MANAGER, COACHES  
& STAFF BIOS

FULL  
PLAYER BIOS

ADDITIONAL  
PLAYER BIOS

HISTORICAL STATS &  
POSTSEASON RECORDS

POSTSEASON  
SERIES RECAPS

MINORS &  
2022 SCHEDULE

# 45

**HT:** 6-4 • **WT:** 220 • **BATS:** R • **THROWS:** R  
**BIRTHDATE:** 9/8/90 • **OPENING DAY AGE:** 30  
**BIRTHPLACE:** Newport Beach, Calif.  
**RESIDES:** Newport Beach, Calif.  
**COLLEGE:** UCLA  
**M.L. SERVICE:** 8 years, 111 days



## STATUS

- ▶ Signed to a nine-year contract extending through the 2028 season with a player opt-out following the 2024 season on December 18, 2019.

## CAREER NOTES

- ▶ In 234 starts across nine Major League seasons with the Pittsburgh Pirates (2013-17), Houston Astros (2018-19) and New York Yankees (2020-21), is 117-63 with a 3.20 ERA (1,449.1IP, 1,238H, 557R/515ER, 373BB, 1,673K, 153HR).
- ▶ In 42 starts with the Yankees, is 23-11 with a 3.11 ERA (254.1IP, 88ER) and 337K.
- ▶ Is a four-time All-Star (2021 with the Yankees, 2018-19 with Houston, 2015 with Pittsburgh)...has finished in the top-five of Cy Young Award voting four times (fourth in 2020, second in 2019, fifth in 2018, fourth in 2015).
- ▶ His 2.85 ERA (667.0IP, 211ER) since the start of 2018 is the fifth-best in the Majors (min. 400IP), trailing Jacob deGrom (1.94), Justin Verlander (2.56), Max Scherzer (2.74) and Walker Buehler (2.82).
- ▶ Since 2018, leads the Majors in wins (58), strikeouts (939) and K/9.0IP (12.67), innings pitched (667.0IP), ranks third in winning percentage (.734, 58-21, min. 40 decisions) and in WAR among pitchers (20.1 - FanGraphs) and fourth in WHIP (0.99), opponents' BA (.201).
- ▶ Has recorded double-digit strikeouts in 33 games since the start of 2019, most in the Majors over the span (next: Max Scherzer-22)...his 41 games with at least 10K since the beginning of 2018 are also the most in the Majors in that span (Max Scherzer-40).
- ▶ His 243K in 2021 were the second-most by a Yankee in a single season in club history, trailing only Ron Guidry's 248K in 35GS in 1978...his nine double-digit strikeout games in 2021 were tied for the most by a Yankee in a single season in franchise history, joining David Cone (nine in 1998)...his five games with at least 12K were the most in franchise history, surpassing Al Downing's four games in 1963.
- ▶ Did not allow a walk to 149 straight batters from 4/12-5/17...according to *Elias*, his 61K between walks was the most such strikeouts between walks in a single season since 1893.
- ▶ Has tossed at least 7.0IP and allowed 1R-or-fewer 21 times since the start of 2019, the most in the Majors over the span (next: Jacob deGrom, Zack Wheeler and Sandy Alcantara with 17).
- ▶ His career 10.39 K/9.0IP ratio (1,673K/1,449.1IP) is the eighth-highest in Major League history (min. 1,000.0IP).
- ▶ His .201 opponents' BA since joining the American League in 2018 is the sixth-lowest in AL history (min. 500.0IP).
- ▶ Has recorded at least 10K and 0BB in 19 career games, tied for the second-most in the Majors since 2014 (Max Scherzer-23, Clayton Kershaw-19)...his 17 such games since the start of 2018 are the most in the Majors (next: Justin Verlander and Max Scherzer with 11).
- ▶ Recorded at least 7K in 15 consecutive regular season starts from 8/8-G1/20-4/30/21, tied with Pedro Martínez (15GS, 8/19/99-5/12/00) and Nolan Ryan (15GS, 6/25-9/12/89) for the second-longest stretch by a starter in American League history, trailing only Shane Bieber (23GS from 9/20/19-5/16/21).
- ▶ Had a career-best 20-game winning streak from 5/27/19-8/14/20...was tied for the third-longest winning streak in Baseball history behind only Carl Hubbell (24 wins from 7/17/36-5/27/37) and Roy Face (22 wins from 6/7/58-8/30/59-G2)...was the longest winning streak since Chicago-NL's Jake Arrieta also won 20 consecutive decisions from 8/4/15-5/25/16...was part of a 28-start undefeated stretch from 5/27/19-8/19/20, during which he went 20-0 with a 1.97 ERA (182.2IP, 114H, 43R/40ER, 37BB, 270K, 25HR)...his 28-start undefeated streak was tied with Kris Medlen (2009-12) and Dave McNally (1968-69) for the second-longest in Major League history...only Roger Clemens (30GS from 1998-99) had a longer undefeated streak as a starter.

## CAREER HIGHLIGHTS

- AL All-Star Team**  
4 2018, 2019, 2021
- NL All-Star Team**  
4 2015
- All-MLB First Team**  
4 2019

## STRIKEOUTS, SEASON, YANKEES HISTORY

| SO         | PITCHER-G/GS                | YEAR        |
|------------|-----------------------------|-------------|
| 248        | Ron Guidry (35G/GS)         | 1978        |
| <b>243</b> | <b>GERRIT COLE (30G/GS)</b> | <b>2021</b> |
| 239        | Jack Chesbro (55G/51G)      | 1904        |
| 230        | CC Sabathia (33G/GS)        | 2011        |
| 230        | Luis Severino (31G/GS)      | 2017        |
| 222        | David Cone (29G/GS)         | 1997        |
| 220        | Luis Severino (32G/GS)      | 2018        |



- ▶ Including the postseason, became the first pitcher ever to win 19 consecutive decisions in a single season, accomplishing the feat from 5/27/19 vs. Chicago-NL to ALCS Game 3 at the Yankees on 10/15/19 (16-0 over 22 regular season starts; 3-0 over three postseason starts).
- ▶ In two seasons with the Astros (2018-19), was 35-10 with a 2.68 ERA (412.2IP, 285H, 134R/123ER, 112BB, 602K, 48HR) over 65 starts...led the Majors in strikeouts during that span, just the seventh pitcher in the Modern Era (since 1900) to record at least 600K over two consecutive seasons (also Randy Johnson, Curt Schilling, J.R. Richard, Nolan Ryan, Sandy Koufax, Rube Waddell)...from 2018-19, ranked second in the Majors in wins and K/9.0IP ratio (13.13, min. 300.0IP).
- ▶ Led the Majors with 326 strikeouts in 2019, the 14th-highest total in Baseball's Modern Era (since 1900)...his 13.82 K/9.0IP ratio (326K/212.1IP) in 2019 is the second-highest in Major League history, trailing only Shane Bieber's 14.20 K/9.0IP (122K/77.1IP) in an abbreviated 60-game season in 2020...led the AL in ERA in 2019 (2.50).
- ▶ Is just one of seven Major League pitchers to record double-digit wins in seven of the last nine seasons since 2013 (2013-15, '17-19, '21)...joins Zack Greinke (eight), Max Scherzer (eight), J.A. Happ (eight), Lance Lynn (seven), Jon Lester (seven) and Clayton Kershaw (seven)...went 7-10 in an injury-shortened season in 2016 and 7-3 in a 60-game season in 2020.

### STRIKEOUTS, SINGLE POSTSEASON, MLB HISTORY

| SO        | PITCHER-TEAM           | YEAR        |
|-----------|------------------------|-------------|
| 56        | Curt Schilling-ARI     | 2001        |
| <b>47</b> | <b>GERRIT COLE-HOU</b> | <b>2019</b> |
| 47        | Stephen Strasburg-WSH  | 2019        |
| 47        | Cliff Lee-TEX          | 2010        |
| 47        | Josh Beckett-FLA       | 2003        |
| 47        | Randy Johnson-ARI      | 2001        |
| 46        | Kevin Brown-SD         | 1998        |

### STRIKEOUTS, POSTSEASON SERIES, MLB HISTORY

| SO        | PITCHER-TEAM           | SERIES            |
|-----------|------------------------|-------------------|
| 35        | Bob Gibson-STL         | 1968 World Series |
| 31        | Bob Gibson-STL         | 1964 World Series |
| 29        | Sandy Koufax-LAD       | 1965 World Series |
| 28        | Bill Dinneen-BOS       | 1903 World Series |
| 26        | Curt Schilling-ARI     | 2001 World Series |
| 26        | Bob Gibson-STL         | 1967 World Series |
| <b>25</b> | <b>GERRIT COLE-HOU</b> | <b>2019 ALDS</b>  |
| 25        | Mike Mussina-BAL       | 1997 ALCS         |

- ▶ Eclipsed the 200.0IP mark each season from 2017-19 and was one of five pitchers to hit the mark in four of five seasons from 2015-19 (Zack Greinke, Corey Kluber, Max Scherzer and Justin Verlander).
- ▶ Was the first overall pick of the 2011 First-Year Player Draft, the 15th pitcher (and 11th right-hander) to be chosen first...became the fifth player selected first overall to play for the Yankees, joining Alex Rodriguez (1993, Seattle; 2004-13, '15-16 with the Yankees), Darryl Strawberry (1980, New York-NL; 1995-99 with the Yankees), Tim Lincecum (1968, New York-NL; 1984 with the Yankees) and Ron Blomberg (1967, Yankees; 1969, '71-76 with the Yankees).
- ▶ With a 40-20 record from 2013-15, became just the second Pirates pitcher since 1930 to collect at least 40 wins over his first three Major League seasons, joining John Candelaria (44-18 from 1975-77)...is one of three Pirates pitchers to collect at least 10 wins in each of his first three seasons, joining Bill Swift (first five, 1932-36) and Ray Kremer (first eight, 1924-31).
- ▶ Is 8-5 with a 2.93 ERA (86.0IP, 58H, 29R/28ER, 22BB, 111K, 15HR) in 14 career postseason starts with Pittsburgh (2013, '15), Houston (2018-19) and the Yankees (2020-21)...has allowed 2R-or-fewer in nine of his 14 career postseason starts and 1R-or-fewer in seven of those starts...has tossed at least 7.0 innings in seven of his 14 starts...his 11.62 K/9.0IP ratio is the second-highest in postseason history (min. 50.0IP), behind Kenley Jansen (13.07)...is the only pitcher ever to have at least 12K in three different postseason games...is also just the second pitcher in Major League history to record at least 13K in two postseason games (also Bob Gibson: 13K in 1964 World Series Game 5 at the Yankees and 17K in 1968 World Series Game 1 vs. Detroit)...his .185 (58-for-313) opponents' BA ranks third in postseason history (min. 6GS).
- ▶ Is 5-1 with a 1.80 ERA (45.0IP, 21H, 9ER, 9BB, 64K, 7HR) in seven Division Series starts...owns the sixth-lowest ERA in Division Series history (min. 30.0IP), behind Mariano Rivera (0.32), Curt Schilling (0.93), Stephen Strasburg (1.45), Jon Lester (1.71) and Orlando Hernández (1.78)...leads all Division Series pitchers all-time (min. 100BF) with a .135 opponents' BA (21-for-155), 12.80 K/9.0IP ratio and 38.8% strikeout rate.
- ▶ Has made five "winner-take-all" starts, matching Roger Clemens (five) for the most in Major League history (no other pitcher has more than three)...is 1-3 with 3.91 ERA (25.1IP, 11ER) in those starts...earned the win in 2019 ALDS Game 5 vs. Tampa Bay (8.0IP, 1ER) but took the loss in 2013 NLDS Game 5 at St. Louis (5.0IP, 2ER), 2015 NL Wild Card Game vs. Chicago-NL (5.0IP, 4ER) and 2021 AL Wild Card Game at Boston (2.0IP, 3ER)...received OR of support in those three losses...did not record a decision in 2020 ALDS Game 5 at Tampa Bay at Petco Park (5.1IP, 1ER).
- ▶ As a Yankee, is 2-1 with a 3.98 ERA (20.1IP, 9ER) and 33K in four postseason starts...has recorded at least 8K in three of those four starts...was the first Yankee in franchise history to record at least 8K in three consecutive postseason appearances (2020 ALWC Game 1 - 2020 ALDS Game 5).

## 2021

- ▶ In his second year with the Yankees, went 16-8 with two complete games and a 3.23 ERA (181.1IP, 151H, 69R/65ER, 41BB, 243K, 24HR) in 30 starts...opponents hit .223 (151-for-677, 24HR); LH .216 (63-for-292, 13HR); RH .229 (88-for-385, 11HR).
- ▶ Was named via the player ballot to his fourth career All-Star team (also 2018-19 with Houston, 2015 with Pittsburgh).



- ▶ Ranked third in the Majors in strikeouts (243, second in AL), K/9.0IP (12.06, second in AL) and K/BB (5.93, first in AL), tied for third in wins (16, first in AL) and sixth in WAR among pitchers (5.3 - FanGraphs, second in AL)...ranked second in the AL in WHIP (1.06) third in ERA (3.23) and fifth in BB/9.0IP (2.03).

- ▶ His 243K were the second-most by a Yankee in a single season in club history, trailing only Ron Guidry's 248K in 35GS in 1978.

- ▶ His nine double-digit strikeout games were tied for the most by a Yankee in a single season in franchise history, joining David Cone (nine in 1998)... were the second-most in the Majors this season, trailing only Toronto's Robbie Ray (10).

- ▶ His five games with at least 12K this season were the most in franchise history, surpassing Al Downing's four games in 1963.

- ▶ His six starts this season with at least 10K and OBB were the most by any Yankee in a single season (previous: Mike Mussina - four in 2001)...were tied for the second-most by a pitcher in a single season in Major League history, trailing his own record of seven such games in 2019.

- ▶ His four games with 12K and OBB were the most by a Yankee in a single season in franchise history, surpassing Masahiro Tanaka (three in 2017) and Mike Mussina (three in 2001)...were tied for the most by a pitcher in a season in Major League history (Cole also recorded 4G in 2019, Chris Sale had 4G in 2019 and Roger Clemens had 4G in 1997).

- ▶ Did not allow a run or walk and notched at least 12K in three starts this season, tying the Major League single-season record...joined Pedro Martínez (three in 2000) and Sandy Koufax (three in 1965) as the only three pitchers to record three such games in a season (credit: *Elias*).

- ▶ His seven games with at least 10K and 1R-or-fewer this season are the most in franchise history (previous: Mike Mussina-5 in 2001, David Cone-5 in 1998 and Ron Guidry-5 in 1978).

- ▶ Tossed at least 6.0IP without allowing a walk in nine starts this season, tied with Toronto's José Berríos (eight) for the most such starts in the Majors.

- ▶ Made seven scoreless starts of at least 6.0 innings, tied with Los Angeles-NL's Walker Buehler (seven) for the third-most such starts in the Majors this season, trailing only Milwaukee's Corbin Burnes (eight) and Philadelphia's Zack Wheeler (eight)...his seven such starts are the most by a Yankee in a single season since Hiroki Kuroda in 2013 (eight).

- ▶ Recorded at least 7K in 20 of 30 starts this season.

- ▶ Allowed 2ER-or-fewer in 21 of 30 starts this season and 3ER-or-fewer in 23 of his starts...allowed 40 of his 69R this season in seven starts (5R on 5/17 at Texas, 5R on 6/3 vs. Tampa Bay, 6R on 6/27 at Boston, 4R on 7/4-G1 vs. New York-NL, 8R on 7/29 at Tampa Bay, 7R on 9/19 vs. Cleveland and 5R on 9/29 at Toronto).

- ▶ Received just 2R-or-fewer of support in 15 of his 30 starts and 3R-or-fewer of support in 19 of those starts.

- ▶ Tossed at least 7.0IP and allowed 2ER-or-fewer in nine starts this season, tied for the seventh-most in the Majors...tossed at least 6.0IP and allowed one-or-zero runs in 12 starts this season, tied for the ninth-most in the Majors.

- ▶ In 14 starts at Yankee Stadium, went 6-4 with 1CG, a 3.11 ERA (81.0IP, 28ER) and 108K...allowed 2ER-or-fewer in 11 of those 14 starts.

### COLLEGE'S 2021 PITCHING LINES

| Date/Opp             | Score    | W/L | IP                | H          | R         | ER        | HR        | BB        | K          | NP/S          | ERA         | Left Game    |             |
|----------------------|----------|-----|-------------------|------------|-----------|-----------|-----------|-----------|------------|---------------|-------------|--------------|-------------|
| 4/1 vs. TOR          | 2-3 (10) | ND  | 5.1               | 5          | 2         | 2         | 1         | 2         | 8          | 97/62         | 3.38        | Tied 2-2     |             |
| 4/6 vs. BAL          | 7-2      | W   | 7.0               | 4          | 0         | 0         | 0         | 0         | 13         | 97/71         | 1.46        | Leading 4-0  |             |
| 4/12 at TOR          | 3-1      | W   | 6.0               | 3          | 1         | 1         | 0         | 1         | 8          | 98/65         | 1.47        | Leading 2-1  |             |
| 4/18 vs. TB*         | 2-4      | L   | 6.1               | 5          | 3         | 2         | 0         | 0         | 10         | 109/74        | 1.82        | Trailing 3-2 |             |
| 4/24 at CLE          | 2-1      | W   | 7.0               | 3          | 1         | 1         | 0         | 0         | 11         | 111/75        | 1.71        | Leading 2-1  |             |
| 4/30 vs. DET*        | 10-0     | W   | 6.0               | 4          | 0         | 0         | 0         | 0         | 12         | 87/61         | 1.43        | Leading 10-0 |             |
| 5/6 vs. HOU          | 4-7      | ND  | 7.0               | 5          | 2         | 2         | 2         | 0         | 4          | 97/71         | 1.61        | Leading 3-2  |             |
| 5/12 at TB           | 1-0      | W   | 8.0               | 4          | 0         | 0         | 0         | 0         | 12         | 106/73        | 1.37        | Leading 1-0  |             |
| 5/17 at TEX*         | 2-5      | L   | 5.0               | 7          | 5         | 5         | 2         | 2         | 7          | 89/58         | 2.03        | Trailing 4-1 |             |
| 5/22 vs. CWS         | 7-0      | W   | 7.0               | 4          | 0         | 0         | 0         | 0         | 3          | 7             | 95/62       | 1.81         | Leading 7-0 |
| 5/28 at DET          | 2-3 (10) | ND  | 6.0               | 6          | 1         | 1         | 0         | 1         | 5          | 103/67        | 1.78        | Tied 1-1     |             |
| 6/3 vs. TB           | 2-9      | L   | 5.0               | 5          | 5         | 5         | 1         | 2         | 7          | 92/61         | 2.26        | Trailing 5-2 |             |
| 6/9 at MIN           | 9-6      | W   | 6.0               | 5          | 2         | 2         | 2         | 0         | 9          | 94/66         | 2.31        | Leading 9-2  |             |
| 6/16 at TOR          | 3-2      | W   | 8.0               | 4          | 2         | 2         | 2         | 1         | 4          | 104/70        | 2.31        | Leading 3-2  |             |
| 6/22 vs. KC          | 5-6      | ND  | 7.0               | 3          | 2         | 2         | 1         | 3         | 6          | 108/72        | 2.33        | Leading 3-2  |             |
| 6/27 at BOS*         | 2-9      | L   | 5.0               | 8          | 6         | 5         | 3         | 2         | 6          | 89/59         | 2.66        | Trailing 6-2 |             |
| 7/4 vs. NYM-G1*      | 5-10     | ND  | 3.1               | 6          | 4         | 4         | 1         | 3         | 6          | 80/49         | 2.91        | Leading 4-3  |             |
| 7/10 at HOU          | 1-0      | W   | <b>9.0</b>        | 3          | 0         | 0         | 0         | 2         | 12         | <b>129/83</b> | 2.68        | CG           |             |
| 7/17 vs. BOS*        | 3-1      | W   | 6.0               | 5          | 1         | 1         | 0         | 2         | 11         | 96/63         | 2.63        | CG           |             |
| 7/23 at BOS*         | 2-6      | L   | 5.0               | 6          | 3         | 3         | 1         | 2         | 8          | 104/66        | 2.74        | Trailing 3-1 |             |
| 7/29 at TB           | 0-14     | L   | 5.1               | 6          | <b>8</b>  | <b>7</b>  | 1         | 2         | 10         | 105/67        | 3.11        | Trailing 6-0 |             |
| 8/16 vs. LAA         | 2-1      | W   | 5.2               | 2          | 1         | 1         | 1         | 1         | 9          | 90/59         | 3.04        | Leading 2-1  |             |
| 8/21 vs. MIN         | 7-1      | W   | 6.0               | 5          | 0         | 0         | 0         | 1         | 6          | 97/65         | 2.92        | Leading 6-0  |             |
| 8/27 at OAK          | 8-2      | W   | 6.0               | 6          | 0         | 0         | 0         | 2         | 9          | 104/70        | 2.80        | Leading 5-0  |             |
| 9/1 at LAA*          | 4-1      | W   | 7.0               | 4          | 1         | 1         | 0         | 0         | <b>15</b>  | 116/78        | 2.73        | Leading 4-1  |             |
| 9/7 vs. TOR*         | 1-5      | L   | 3.2               | 5          | 3         | 2         | 1         | 2         | 2          | 70/46         | 2.78        | Trailing 3-1 |             |
| 9/14 at BAL          | 7-2      | W   | 5.0               | 4          | 1         | 1         | 0         | 0         | <b>3</b>   | 7             | 108/62      | 2.75         | Leading 5-1 |
| 9/19 vs. CLE*        | 1-11     | L   | 5.2               | <b>10</b>  | <b>7</b>  | <b>7</b>  | 2         | 1         | 7          | 104/75        | 3.03        | Trailing 7-1 |             |
| 9/24 at BOS          | 8-3      | W   | 6.0               | 5          | 3         | 3         | 1         | <b>3</b>  | 6          | 94/59         | 3.08        | Leading 8-3  |             |
| 9/29 at TOR          | 5-6      | ND  | 6.0               | 9          | 5         | 5         | 2         | 0         | 6          | 96/66         | 3.23        | Tied 5-5     |             |
| <b>Totals (30GS)</b> |          |     | <b>16-8 181.1</b> | <b>151</b> | <b>69</b> | <b>65</b> | <b>24</b> | <b>41</b> | <b>243</b> |               | <b>3.23</b> |              |             |

\*start came after a team loss / **Bold** - season high



- ▶ Went 10-4 with 1CG, a 3.32 ERA (100.1IP, 37ER) and 135K in 16 road starts this season, allowing 1R-or-fewer in eight of those starts and 2ER-or-fewer in 10 of those starts...was just the second Yankee since 2012 to win 10 road games, joining Domingo Germán (10-3 in 2019).
- ▶ Tossed at least 5.0 innings in 28-of-30 starts and at least 6.0 innings in 19-of-30 starts.
- ▶ Recorded at least 7K in 15 consecutive regular season starts from 8/8-G1/20-4/30/21, tied with Pedro Martínez (15GS, 8/19/99-5/12/00) and Nolan Ryan (15GS, 6/25-9/12/89) for the second-longest stretch by a starter in American League history, trailing only Shane Bieber (23GS from 9/20/19-5/16/21).
- ▶ Allowed 2ER-or-fewer in 12 straight regular season starts from 9/5/20-5/12/21...was tied for the longest stretch by a Yankees starting pitcher in franchise history (since ER became an official stat in 1913), joining Whitey Ford's 12-start streak from 8/10-9/28/63 and Chad Green's 12-game stretch as an opener from 6/11/17-8/12/19.
- ▶ His season-opening eight-game stretch (4/1-5/12) of allowing 2ER-or-fewer was the longest by a Yankees starting pitcher (excluding openers) since Michael Pineda who did so in his first nine starts of 2014 (Chad Green did so in his first 11 opening assignments of 2019).
- ▶ Surrendered just 3BB in his first eight starts of the season (191BF).
- ▶ His 97.8 average fastball velocity was the best in the AL and second-best in the Majors among qualified pitchers (FanGraphs).
- ▶ Made his third career Opening Day start (also 2017 and '20) and second with the Yankees on 4/1 vs. Toronto (ND, 5.1IP, 5H, 2ER, 2BB, 8K, 1HR)... with his 8K, became the fifth pitcher in franchise history to collect at least 8K on Opening Day, joining Tim Learly (9K in 1991), Roger Clemens (8K in 1999), David Cone (8K in 1997) and Whitey Ford (8K in 1955)...was the first Yankee to make back-to-back Opening Day starts since Masahiro Tanaka started three straight from 2015-17...was the 24th pitcher in franchise history to make multiple Opening Day starts... collected his 100th strikeout as a Yankee in the fourth inning (Teoscar Hernández, looking).
- ▶ Recorded at least 8K in six consecutive starts from 4/1-30, the fourth-longest streak in franchise history... trailed only CC Sabathia (7G from 6/25-7/26/11), Mike Mussina (7G, 4/2-5/7/03) and Ron Guidry (7G, 7/14-8/15/78)...joined Mike Mussina as the only Yankees pitchers to accomplish the feat in their first six starts of a season (first seven in 2003).
- ▶ Allowed 2ER-or-fewer and notched at least 8K in six straight starts from 4/1-30, tied with Mike Mussina (6GS, 4/9-5/7/03) and Ron Guidry (6GS, 7/20-8/15/78) for the second-longest such streak by a Yankees starting pitcher in franchise history (since earned runs became an official stat in the AL in 1913), trailing only CC Sabathia (7GS, 6/25-7/26/11)...was the first Yankees starter to accomplish the feat in his first six starts of a season (previous: 2GS, five times, four different pitchers)...was the third-longest streak as a starter to begin a season in the Majors since ER became an official stat in the AL in 1913, trailing only Randy Johnson (first nine starts of 2000) and Pedro Martínez (first seven starts of 2000).
- ▶ Earned his first win of the season on 4/6 vs. Baltimore (7.0IP, 4H, 0R, 0BB, 13K, 1WP) after recording his 39th career double-digit strikeout game...his 13K were the most by a Yankees pitcher since Masahiro Tanaka's 15K on 9/29/17 vs. Toronto (7.0IP)...was just the sixth Yankees pitcher (seventh time) to toss at least 7.0 scoreless innings and record at least 13K without surrendering a walk...joined Masahiro Tanaka (7.0IP, 3H, 0R, 0BB, 15K on 9/29/17 vs. Toronto), Mike Mussina (two times: 9.0IP, 3H, 0R, 0BB, 13K on 9/28/01 vs. Baltimore; 9.0IP, 1H, 0R, 0BB, 13K on 9/2/01 at Boston), David Wells (9.0IP, 2H, 0R, 0BB, 13K on 9/1/98 vs. Oakland), John Candelaria (9.0IP, 2H, 0R, 0BB, 13K on 5/22/88 vs. Oakland) and Ron Guidry (9.0IP, 4H, 0R, 0BB, 13K on 8/7/84 vs. Chicago-AL-Game 2)...did so later again in the season on 9/1 at Los Angeles-AL (15K, 0BB).
- ▶ Was the first Yankee in franchise history to record three straight games with at least 10K and 0BB (10K and 0BB on 4/18 vs. Tampa Bay, 11K and 0BB on 4/24 at Cleveland, 12K and 0BB on 4/30 vs. Detroit)... according to ESPN Stats & Info, his streak tied Clayton Kershaw (3G from 7/8-23/15 and 4/26-5/7/16) and Chris Archer (3G from 5/27-6/7/15) for the longest such streak since the mound was moved to its current distance in 1893.
- ▶ Recorded double-digit strikeouts in three consecutive starts from 4/18-30, becoming the fifth Yankee in franchise history to accomplish the feat...joined Ron Guidry (four straight from 6/2-17/78), Al Downing (four straight from 7/2-21(G1)/63), David Cone (three straight from 9/2-13/98) and Bob Turley (three straight from 5/6-15 (G2)/55).
- ▶ Tossed at least 6.0IP without allowing a walk in five straight games from 4/18-5/12...was tied with Fritz Peterson's five-game streak from 4/25-5/18/71 for the second-longest such stretch in Yankees history, trailing only David Wells' six-game stretch from 9/6/02-4/10/03.
- ▶ Tossed 6.0 shutout innings on 4/30 vs. Detroit (4H, 0BB, 12K).



- ▶ Was named the AL "Pitcher of the Month" for April after going 4-1 with a 1.43 ERA (37.2IP, 6ER) and 62K in six starts...his 1.43 ERA was the lowest ERA by a Yankee in the month of April since David Cone's 1.04 ERA in 1999...his 14.81 K/9.0IP ratio was the highest ever by a Yankee in a single calendar month while his 62K were the second-most by a Yankee in a calendar month, trailing only Ron Guidry's 64K in June 1978...led the AL in K/9.0IP (third in Majors), BB/9.0IP (0.72, fourth in Majors), K/BB (20.67, second in Majors), tied for the most wins and ranked second in the Majors in strikeouts...was the lowest ERA by a Yankees starter who made at least six starts in a calendar month since Ron Guidry's 0.96 ERA in six starts in September 1978...marked his fifth career "Pitcher of the Month" honor and first since September 2019...was the first Yankee to win the award since Masahiro Tanaka in May 2014.
- ▶ Tossed 8.0 shutout innings on 5/12 at Tampa Bay (4H, 0BB, 12K) to earn the win in the Yankees' 1-0 victory...marked his third game this season that he has not allowed a run or walk and notched at least 12K, tying the Major League single-season record...joined Pedro Martínez (three in 2000) and Sandy Koufax (three in 1965) as the only three pitchers to record three such games in a season (credit: *Elias*)...collected his 1,500th career strikeout (Brett Phillips swinging in the third)...accomplished the feat in his 212th career game...at the time, was the second-fastest player (in terms of games) to reach the milestone, trailing only Randy Johnson who did it in his 206th career game...was later surpassed by Yu Darvish who accomplished the feat in his 197th career game on 6/21 vs. Los Angeles-NL and Jacob deGrom who notched his 1,500th strikeout in his 198th career game on 7/7 vs. Milwaukee...was his longest scoreless appearance since he tossed a complete-game shutout on 5/4/18 at Arizona.
- ▶ Surrendered a walk to Joey Gallo in the third inning on 5/17 at Texas, his first since a second-inning walk to Lourdes Gurriel Jr. in an eight-pitch plate appearance on 4/12 at Toronto in Dunedin...according to *Elias*, his 61K between walks was the most such strikeouts between walks in a single season since 1893...faced 149 batters between walks.
- ▶ Tossed 7.0 shutout innings in the Yankees' 7-0 victory on 5/22 vs. Chicago-AL (4H, 3BB, 7K).
- ▶ Allowed a career-high-tying 3HR in his loss on 6/27 at Boston.
- ▶ Took a no-decision in 7/4-Game 1 vs. the Mets (3.1IP, 6H, 4ER, 3BB, 6K, 1HR), his shortest regular season start as a Yankee and shortest since 9/12/16 at Philadelphia (2.0IP)...marked just the third time in his career he has tossed fewer than 4.0IP in a start (2.0IP on 6/10/16 vs. St. Louis and 2.0IP on 9/12/16 at Philadelphia).
- ▶ Tossed his third career complete-game shutout in the Yankees' 1-0 win on 7/10 at Houston (also a CGSHO in Game 1 on 9/11/20 vs. Baltimore-7.0IP; CGSHO on 5/4/18 at Arizona-9.0IP)...struck out 12 batters, recording his sixth double-digit strikeout game of the season...was the first Yankees pitcher to toss a complete-game shutout and notch at least 12K since Mike Mussina on 9/24/02 vs. Tampa Bay (12K)...was just the fifth Yankees pitcher in the last 39 seasons (since 1983) to toss a complete-game shutout in a 1-0 win, joining CC Sabathia (7/10/11 vs. Tampa Bay), Ted Lilly (6/22/02 at San Diego), Mike Mussina (9/2/01 at Boston) and Shawn Hillegas (7/20/92 at Oakland)...was his first career win vs. Houston...has now collected a win against all 30 Major League teams...tossed a career-high 129 pitches, the most by a Yankee since Randy Johnson threw 129 pitches on 7/19/06 vs. Seattle...marked the most by any Major League pitcher since Oakland's Mike Fiers on 5/7/19 vs. Cincinnati.
- ▶ Earned his 10th win of the season after tossing his second straight complete game on 7/17 vs. Boston (6.0IP, 5H, 1ER, 2BB, 11K)...was just the second Yankee in the last 23 seasons (since 1999) to toss back-to-back complete games, joining CC Sabathia who did so from 4/16-22/10 (6.0IP on 4/16 vs. Texas and 8.0IP on 4/22 at Oakland)...reached double-digit wins for the seventh time in his career (also 2013-15, '17-19).
- ▶ Took the loss on 7/29 at Tampa Bay (5.1IP, 6H, 8R/7ER, 2BB, 10K, 1HR)...his 8R allowed were the second-most runs he has ever allowed in his career (9R on 4/20/19 at Texas)...his 7ER allowed matched the second-most he has ever allowed, trailing only his 8ER on 4/20/19 at Texas...recorded his fourth straight double-digit strikeout game at the Trop, the longest such stretch by a visiting player at the venue...is tied for the second-longest such streak at the Trop by any player, trailing only Tyler Glasnow's six-game streak (4/12/21-present).
- ▶ Was placed on the COVID-19 injured list on 8/3 and reinstated on 8/16, missing 12 team games.
- ▶ After being reinstated from the COVID i.L. on 8/16, went 5-1 with a 1.35 ERA (33.1IP, 5ER) and 48K in his next six starts (8/16-9/14).
- ▶ Won four straight starts from 8/16-9/1 for the first time since winning eight consecutive starts from 9/8/19-8/3/20...posted a 0.73 ERA (24.2IP, 2ER) with 39K in that span.
- ▶ Posted a career-long 21.2 scoreless inning streak from 8/16-9/1, the longest scoreless streak by a Yankee this season and the longest by a Yankee since CC Sabathia's 23.2 scoreless inning streak in 2011...was the ninth-longest scoreless streak in the Majors in 2021.
- ▶ Tossed 6.0 scoreless innings and earned the win on 8/21 vs. Minnesota, his sixth scoreless start of the season.
- ▶ Struck out Sean Murphy swinging in the sixth inning on 8/27 at Oakland to record his 200th strikeout of the season...was the 16th Yankee (19th time) to record at least 200K in a season and first since Luis Severino (2017-18)...reached the milestone in 24 starts, the fastest Yankee in franchise history to accomplish the feat (previous: David Cone - 25 starts in 1998)...tossed 6.0 scoreless innings, his seventh scoreless start of the season.

- ▶ Struck out a season-high 15 batters on 9/1 at Los Angeles-AL...became just the eighth Yankee in franchise history to record 15K in a game, joining Masahiro Tanaka (15K in 7.0IP on 9/29/17 vs. Toronto), Michael Pineda (16K in 7.0IP on 5/10/15 vs. Baltimore), David Wells (16K in 9.0IP on 7/30/97 vs. Oakland), David Cone (16K in 8.0IP on 6/23/97 at Detroit), Ron Guidry (18K in 9.0IP on 6/17/78 vs. California), Whitey Ford (15K in 14.0IP on 4/22/59 at Washington-AL) and Bob Shawkey (15K in 9.0IP on 9/27/19 at Philadelphia-AL-Game 2)...was just the third Yankee in franchise history to record at least 15K without surrendering a walk, joining Pineda and Tanaka...marked his third career game with at least 15K (also 16K on 5/4/18 at Arizona with Houston and 15K on 9/8/19 vs. Seattle with Houston).
- ▶ Left his start on 9/7 vs. Toronto with left hamstring tightness (L, 3.2IP, 5H, 3R/2ER, 2BB, 2K, 1HR, 1BK).
- ▶ Took the loss in the Yankees' 11-1 defeat on 9/19 vs. Cleveland, allowing a season-high-tying 7ER in 5.2 innings (10H, 1BB, 7K, 2HR, 1HP)...marked just the sixth time in his career that he has allowed 7ER in a game...allowed a season-high 10H, his most in a game since 6/30/17 vs. San Francisco (also 10H)...marked just the 10th time in his career that he has allowed double-digit hits...recorded his 231st strikeout of the season with his strikeout of Andrés Giménez in the sixth inning...surpassed Luis Severino (230K in 31GS in 2017) and CC Sabathia (230K in 33GS in 2011) for third place on the Yankees single-season strikeout list.
- ▶ Struck out Teoscar Hernández in the third inning on 9/29 at Toronto, surpassing Jack Chesbro's 239K in 1904 for second place on the single-season strikeout list in franchise history.
- ▶ Started the AL Wild Card Game at Boston and took the loss, allowing 3ER in 2.0IP (4H, 2BB, 3K, 2HR).
- ▶ Made five official spring starts, going 3-0 with a 2.45 ERA (18.1IP, 5ER) and 24K...ranked among Major League leaders in wins (tied for second), strikeouts (tied for 10th) and ERA (tied for 10th).

## PITCHING

- ▶ Pitched three seasons at UCLA (2009-11), going 21-20 with five complete games and a 3.38 ERA (322.1IP, 252H, 143R/121ER, 114BB, 376K, 22HR) in 50 appearances (49 starts)...finished his career at UCLA ranked second in strikeouts, third in starts and fifth in innings pitched...was the first pitcher in school history to record three 100-strikeout seasons...in 2009, earned Freshman All-America honors from *Collegiate Baseball*...in 2010, was a consensus All-American, landing on the Collegiate Baseball second team and the *Baseball America* and NCBWA third team...finished third in the nation with 153K.
- ▶ Pitched for the USA Collegiate National Team in 2009 and 2010, combining to go 6-0 with a 0.92 ERA (59.0IP, 6ER) and 69K in 11 games (nine starts)...tossed 7.0 scoreless innings in Team USA's loss to Cuba in the Gold Medal Game of the 2010 FISU World University Baseball Championships...was rated the No. 1 prospect on the team in both years by *Baseball America*.
- ▶ Is a 2008 graduate of Orange Lutheran (Calif.) H.S....as a senior, went 8-2 with a 0.47 ERA (75.2IP, 4ER) in 13 games (12 starts) and 121K while hitting .310 with 7HR and 25RBI...was named to the 2008 *USA Today* All-USA High School First Team, the EA Sports All-America First Team and *Baseball America* All-America Second Team...was selected as an AFLAC All-American as a junior in 2007...following his senior season, was rated as the top high school prospect in his class by Perfect Game Crosschecker, and the No. 17 prospect by *Baseball America* (No. 4 prep prospect)...was selected by the Yankees in the first round (28th overall) of the 2008 First-Year Player Draft but did not sign.
- ▶ With his wife, established the Gerrit and Amy Cole Foundation...during the COVID-19 pandemic, the foundation made donations to Direct Relief, an organization that coordinates with public-health and non-profit organizations, to provide personal protective equipment and essential medical items to health workers responding to COVID-19.
- ▶ His wife is the younger sister of multiple-time NL All-Star SS Brandon Crawford, currently of the San Francisco Giants...both Crawford (2006-08) and Cole (2009-11) played at UCLA.

### Cole's Career Pitching Record

| Year                       | Club               | W          | L         | ERA         | G          | GS         | CG       | SHO      | SV       | IP            | H           | R          | ER         | HR         | HP        | BB         | SO          | WP        | BK       |
|----------------------------|--------------------|------------|-----------|-------------|------------|------------|----------|----------|----------|---------------|-------------|------------|------------|------------|-----------|------------|-------------|-----------|----------|
| 2012                       | Bradenton          | 5          | 1         | 2.55        | 13         | 13         | 0        | 0        | 0        | 67.0          | 53          | 24         | 19         | 5          | 3         | 21         | 69          | 3         | 1        |
|                            | Altoona            | 3          | 6         | 2.90        | 12         | 12         | 0        | 0        | 0        | 59.0          | 54          | 28         | 19         | 2          | 2         | 23         | 60          | 3         | 1        |
|                            | Indianapolis       | 1          | 0         | 4.50        | 1          | 1          | 0        | 0        | 0        | 6.0           | 6           | 3          | 3          | 0          | 0         | 1          | 7           | 0         | 0        |
| 2013                       | Indianapolis       | 5          | 3         | 2.91        | 12         | 12         | 0        | 0        | 0        | 68.0          | 44          | 23         | 22         | 4          | 4         | 28         | 47          | 4         | 1        |
|                            | PITTSBURGH         | 10         | 7         | 3.22        | 19         | 19         | 0        | 0        | 0        | 117.1         | 109         | 43         | 42         | 7          | 3         | 28         | 100         | 4         | 0        |
| 2014                       | PITTSBURGH - a,b   | 11         | 5         | 3.65        | 22         | 22         | 0        | 0        | 0        | 138.0         | 127         | 58         | 56         | 11         | 9         | 40         | 138         | 9         | 1        |
|                            | Indianapolis       | 3          | 1         | 2.01        | 4          | 4          | 0        | 0        | 0        | 22.1          | 21          | 5          | 5          | 1          | 1         | 5          | 16          | 0         | 0        |
| 2015                       | PITTSBURGH         | 19         | 8         | 2.60        | 32         | 32         | 0        | 0        | 0        | 208.0         | 183         | 71         | 60         | 11         | 10        | 44         | 202         | 7         | 0        |
| 2016                       | PITTSBURGH - c,d,e | 7          | 10        | 3.88        | 21         | 21         | 1        | 0        | 0        | 116.0         | 131         | 57         | 50         | 7          | 6         | 36         | 98          | 5         | 1        |
|                            | Indianapolis       | 0          | 0         | 0.00        | 2          | 2          | 0        | 0        | 0        | 8.0           | 4           | 0          | 0          | 0          | 1         | 0          | 12          | 0         | 0        |
| 2017                       | PITTSBURGH - f     | 12         | 12        | 4.26        | 33         | 33         | 0        | 0        | 0        | 203.0         | 199         | 98         | 96         | 31         | 4         | 55         | 196         | 7         | 0        |
| 2018                       | HOUSTON            | 15         | 5         | 2.88        | 32         | 32         | 1        | 1        | 0        | 200.1         | 143         | 68         | 64         | 19         | 7         | 64         | 276         | 9         | 0        |
| 2019                       | HOUSTON - g        | 20         | 5         | 2.50        | 33         | 33         | 0        | 0        | 0        | 212.1         | 142         | 66         | 59         | 29         | 3         | 48         | 326         | 4         | 3        |
| 2020                       | YANKEES            | 7          | 3         | 2.84        | 12         | 12         | 2        | 1        | 0        | 73.0          | 53          | 27         | 23         | 14         | 2         | 17         | 94          | 2         | 0        |
| 2021                       | YANKEES            | 16         | 8         | 3.23        | 30         | 30         | 2        | 1        | 0        | 181.1         | 151         | 69         | 65         | 24         | 2         | 41         | 243         | 5         | 1        |
| <b>Minor League Totals</b> |                    | <b>17</b>  | <b>11</b> | <b>2.66</b> | <b>44</b>  | <b>44</b>  | <b>0</b> | <b>0</b> | <b>0</b> | <b>230.1</b>  | <b>182</b>  | <b>83</b>  | <b>68</b>  | <b>12</b>  | <b>11</b> | <b>78</b>  | <b>211</b>  | <b>10</b> | <b>3</b> |
| <b>AL Totals</b>           |                    | <b>58</b>  | <b>21</b> | <b>2.85</b> | <b>107</b> | <b>107</b> | <b>5</b> | <b>3</b> | <b>0</b> | <b>667.0</b>  | <b>489</b>  | <b>230</b> | <b>211</b> | <b>86</b>  | <b>14</b> | <b>170</b> | <b>939</b>  | <b>20</b> | <b>4</b> |
| <b>NL Totals</b>           |                    | <b>59</b>  | <b>42</b> | <b>3.50</b> | <b>127</b> | <b>127</b> | <b>1</b> | <b>0</b> | <b>0</b> | <b>782.1</b>  | <b>749</b>  | <b>327</b> | <b>304</b> | <b>67</b>  | <b>32</b> | <b>203</b> | <b>734</b>  | <b>32</b> | <b>2</b> |
| <b>Major League Totals</b> |                    | <b>117</b> | <b>63</b> | <b>3.20</b> | <b>234</b> | <b>234</b> | <b>6</b> | <b>3</b> | <b>0</b> | <b>1449.1</b> | <b>1238</b> | <b>557</b> | <b>515</b> | <b>153</b> | <b>46</b> | <b>373</b> | <b>1673</b> | <b>52</b> | <b>6</b> |
| <b>NY Yankees Totals</b>   |                    | <b>23</b>  | <b>11</b> | <b>3.11</b> | <b>42</b>  | <b>42</b>  | <b>4</b> | <b>2</b> | <b>0</b> | <b>254.1</b>  | <b>204</b>  | <b>96</b>  | <b>88</b>  | <b>38</b>  | <b>4</b>  | <b>58</b>  | <b>337</b>  | <b>7</b>  | <b>1</b> |



Selected by the New York Yankees in the first round (28th overall) of the 2008 First-Year Player Draft but did not sign.  
Selected by the Pittsburgh Pirates in the first round (first overall) of the 2011 First-Year Player Draft.

- a – Placed on the 15-day disabled list from June 8 (retroactive to June 4) – June 28, 2014 with right arm fatigue.  
b – Placed on the 15-day disabled list from July 8 (retroactive to July 5) – August 20, 2014 with right lat soreness.  
c – Placed on the 15-day disabled list from June 14 (retroactive to June 11) – July 16, 2016 with a strained right triceps.  
d – Placed on the 15-day disabled list from August 29 (retroactive to Aug. 25) – September 12, 2016 with right elbow inflammation.  
e – Placed on the 60-day disabled list from September 13 – November 4, 2016 with right elbow inflammation.  
f – Acquired by the Houston Astros from the Pittsburgh Pirates in exchange for RHP Michael Feliz, OF Jason Martin, INF Colin Moran and RHP Joe Musgrove on January 13, 2018.  
g – Signed by the Yankees as a free agent on December 18, 2019.  
h – Placed on the COVID-19 injured list from August 3-16, 2021.

### Cole's Postseason Record

| Year | Club vs. Opp.                 | W        | L        | ERA         | G         | GS        | CG       | SHO      | SV       | IP          | H         | R         | ER        | HR        | HP       | BB        | SO         | WP       | BK       |
|------|-------------------------------|----------|----------|-------------|-----------|-----------|----------|----------|----------|-------------|-----------|-----------|-----------|-----------|----------|-----------|------------|----------|----------|
| 2013 | PIT vs. CIN (WC)              |          |          |             |           |           |          |          |          |             |           |           |           |           |          |           |            |          |          |
|      | PIT vs. STL (DS)              | 1        | 1        | 2.45        | 2         | 2         | 0        | 0        | 0        | 11.0        | 5         | 3         | 3         | 2         | 0        | 2         | 10         | 0        | 0        |
| 2015 | PIT vs. CHC (WC)              | 0        | 1        | 7.20        | 1         | 1         | 0        | 0        | 0        | 5.0         | 6         | 4         | 4         | 2         | 0        | 1         | 4          | 0        | 0        |
| 2018 | HOU vs. CLE (DS)              | 1        | 0        | 1.29        | 1         | 1         | 0        | 0        | 0        | 7.0         | 3         | 1         | 1         | 1         | 0        | 0         | 12         | 0        | 0        |
|      | HOU vs. BOS (CS)              | 0        | 1        | 6.00        | 1         | 1         | 0        | 0        | 0        | 6.0         | 6         | 5         | 4         | 0         | 0        | 2         | 5          | 0        | 0        |
| 2019 | HOU vs. TB (DS)               | 2        | 0        | 0.57        | 2         | 2         | 0        | 0        | 0        | 15.2        | 6         | 1         | 1         | 1         | 0        | 3         | 25         | 0        | 0        |
|      | HOU vs. NYY (CS)              | 1        | 0        | 0.00        | 1         | 1         | 0        | 0        | 0        | 7.0         | 4         | 0         | 0         | 0         | 0        | 5         | 7          | 0        | 0        |
|      | HOU vs. WAS (WS)              | 1        | 1        | 3.86        | 2         | 2         | 0        | 0        | 0        | 14.0        | 11        | 6         | 6         | 3         | 0        | 3         | 15         | 0        | 0        |
| 2020 | NYY vs. CLE (WC)              | 1        | 0        | 2.57        | 1         | 1         | 0        | 0        | 0        | 7.0         | 6         | 2         | 2         | 1         | 0        | 0         | 13         | 1        | 0        |
|      | NYY vs. TB (DS)               | 1        | 0        | 3.18        | 2         | 2         | 0        | 0        | 0        | 11.1        | 7         | 4         | 4         | 3         | 1        | 4         | 17         | 0        | 0        |
| 2021 | NYY vs. BOS (WC)              | 0        | 1        | 13.50       | 1         | 1         | 0        | 0        | 0        | 2.0         | 4         | 3         | 3         | 2         | 0        | 2         | 3          | 0        | 0        |
|      | <b>Wild Card Totals</b>       | <b>1</b> | <b>2</b> | <b>5.79</b> | <b>3</b>  | <b>3</b>  | <b>0</b> | <b>0</b> | <b>0</b> | <b>14.0</b> | <b>16</b> | <b>9</b>  | <b>9</b>  | <b>5</b>  | <b>0</b> | <b>3</b>  | <b>20</b>  | <b>1</b> | <b>0</b> |
|      | <b>Division Series Totals</b> | <b>5</b> | <b>1</b> | <b>1.80</b> | <b>7</b>  | <b>7</b>  | <b>0</b> | <b>0</b> | <b>0</b> | <b>45.0</b> | <b>21</b> | <b>9</b>  | <b>9</b>  | <b>7</b>  | <b>1</b> | <b>9</b>  | <b>64</b>  | <b>0</b> | <b>0</b> |
|      | <b>LCS Totals</b>             | <b>1</b> | <b>1</b> | <b>2.77</b> | <b>2</b>  | <b>2</b>  | <b>0</b> | <b>0</b> | <b>0</b> | <b>13.0</b> | <b>10</b> | <b>5</b>  | <b>4</b>  | <b>0</b>  | <b>0</b> | <b>7</b>  | <b>12</b>  | <b>0</b> | <b>0</b> |
|      | <b>World Series Totals</b>    | <b>1</b> | <b>1</b> | <b>3.86</b> | <b>2</b>  | <b>2</b>  | <b>0</b> | <b>0</b> | <b>0</b> | <b>14.0</b> | <b>11</b> | <b>6</b>  | <b>6</b>  | <b>3</b>  | <b>0</b> | <b>3</b>  | <b>15</b>  | <b>0</b> | <b>0</b> |
|      | <b>POSTSEASON TOTALS</b>      | <b>8</b> | <b>5</b> | <b>2.93</b> | <b>14</b> | <b>14</b> | <b>0</b> | <b>0</b> | <b>0</b> | <b>86.0</b> | <b>58</b> | <b>29</b> | <b>28</b> | <b>15</b> | <b>1</b> | <b>22</b> | <b>111</b> | <b>1</b> | <b>0</b> |

### Cole's All-Star Game Record

| Year | Club, Site                  | W        | L        | ERA         | G        | GS       | CG       | SHO      | SV       | IP         | H        | R        | ER       | HR       | HP       | BB       | SO       | WP       | BK       |
|------|-----------------------------|----------|----------|-------------|----------|----------|----------|----------|----------|------------|----------|----------|----------|----------|----------|----------|----------|----------|----------|
| 2015 | PIT, Cincinnati             | 0        | 0        | 0.00        | 1        | 0        | 0        | 0        | 0        | 1.0        | 0        | 0        | 0        | 0        | 0        | 1        | 1        | 0        | 0        |
| 2018 | HOU, Washington             |          |          |             |          |          |          |          |          |            |          |          |          |          |          |          |          |          |          |
|      | HOU, Cleveland              |          |          |             |          |          |          |          |          |            |          |          |          |          |          |          |          |          |          |
| 2021 | NYY, Denver                 |          |          |             |          |          |          |          |          |            |          |          |          |          |          |          |          |          |          |
|      | <b>All-Star Game Totals</b> | <b>0</b> | <b>0</b> | <b>0.00</b> | <b>1</b> | <b>0</b> | <b>0</b> | <b>0</b> | <b>0</b> | <b>1.0</b> | <b>0</b> | <b>0</b> | <b>0</b> | <b>0</b> | <b>0</b> | <b>1</b> | <b>1</b> | <b>0</b> | <b>0</b> |

### Cole's Career Fielding Record

| Position | PCT  | G   | PO | A   | E | TC  | DP |
|----------|------|-----|----|-----|---|-----|----|
| Pitcher  | .970 | 234 | 90 | 168 | 8 | 266 | 13 |

### Cole's Regular Season Batting Record

| Year | Team                       | AVG         | G          | AB         | R         | H         | 2B       | 3B       | HR       | RBI       | SH        | SF       | HP       | BB       | SO         | SB       | CS       |
|------|----------------------------|-------------|------------|------------|-----------|-----------|----------|----------|----------|-----------|-----------|----------|----------|----------|------------|----------|----------|
| 2021 | NYY                        |             |            |            |           |           |          |          |          |           |           |          |          |          |            |          |          |
|      | <b>Major League Totals</b> | <b>.163</b> | <b>234</b> | <b>251</b> | <b>17</b> | <b>41</b> | <b>2</b> | <b>0</b> | <b>3</b> | <b>15</b> | <b>28</b> | <b>0</b> | <b>1</b> | <b>6</b> | <b>112</b> | <b>0</b> | <b>0</b> |

### Cole's Career Bests and Streaks

**COMPLETE GAMES:** 6, last on 7/17/21 vs. BOS (6.0IP). **LOW-HIT COMPLETE GAME:** 1 - 2 times (5/4/18 at ARI - 9.0IP; 7/23/20 at WAS - 5.0IP). **IP (START):** 9.0 - 3 times (last on 7/10/21 at HOU). **IP (RELIEF):** N/A. **HITS:** 12 - 2 times (last on 8/19/16 vs. MIA). **RUNS:** 9, 4/20/19 at TEX. **EARNED RUNS:** 8, 4/20/19 at TEX. **WALKS:** 5, 6/18/18 vs. TB. **STRIKEOUTS:** 16, 5/4/18 at ARI. **HOME RUNS:** 3 - 6 times (last on 6/27/21 at BOS). **WINNING STREAK:** 20g, 5/27/19-8/14/20. **LOSING STREAK:** 5g, 8/7/16-4/3/17. **SCORELESS STREAK (IP):** 21.2, 8/16-9/1/21.

**Pitcher of the Month:** 5 times, last: April 2021

**Player of the Week:** 9/23-29/19


**Rookie of the Month:** Sept. 2013



# NESTOR CORTES • LHP

# 65

**HT:** 5-11 • **WT:** 210 • **BATS:** R • **THROWS:** L  
**BIRTHDATE:** 12/10/94 • **OPENING DAY AGE:** 26  
**BIRTHPLACE:** Surgidero de Batabanó, Cuba  
**RESIDES:** Hialeah, Fla  
**M.L. SERVICE:** 2 years, 94 days



## STATUS

- ▶ Signed by the Yankees as a minor league free agent on January 4, 2021...was originally selected by the Yankees in the 36th round of the 2013 First-Year Player Draft

## CAREER NOTES

- ▶ Has appeared in parts of four Major League seasons with the Baltimore Orioles (2018), the Yankees (2019, '21) and the Seattle Mariners (2020).
- ▶ Has made one career Opening Day roster (2018 with Baltimore).

## 2021

- ▶ Went 2-3 with a 2.90 ERA (93.0IP, 75H, 32R/30ER, 25BB, 103K, 14HR) in 22 appearances (14 starts) with the Yankees...since making his season debut on 5/30, his 2.90 ERA was the third-lowest in the AL (min. 80.0IP), trailing only Toronto's Robbie Ray (2.48) and Oakland's Frankie Montas (2.88)...opponents hit .217 (75-for-345, 14HR); LH .228 (18-for-79, 2HR); RH .214 (57-for-266, 12HR).
- ▶ As a starter, went 2-3 with a 3.07 ERA (73.1IP, 25ER) in 14 starts...allowed 2R-or-fewer in 11 of his starts and 3R-or-fewer in 13 those games...tossed at least 5.0 innings in nine of his 14 starts...made eight relief appearances for the Yankees, posting a 2.29 ERA (19.2IP, 5ER) and 28K in those games...tossed at least 2.0 innings in six of those eight relief appearances.
- ▶ Was 1-1 with a 2.53 ERA (46.1IP, 13ER) and 53K in 12 home games (seven starts)...allowed 2ER-or-fewer in six-of-seven home starts.

### CORTES' 2021 PITCHING LINES

| Date/Opp                  | Score    | W/L        | IP          | H         | R         | ER        | HR        | BB        | K          | NP/S   | ERA         | Left Game    |
|---------------------------|----------|------------|-------------|-----------|-----------|-----------|-----------|-----------|------------|--------|-------------|--------------|
| 5/30 at DET               | 2-6      | --         | 3.2         | 3         | 2         | 1         | 0         | 4         | 3          | 65/41  | 2.45        | *relief*     |
| 6/4 vs. BOS               | 2-5      | --         | 2.0         | 1         | 0         | 0         | 0         | 0         | 4          | 34/26  | 1.59        | *relief*     |
| 6/12 at PHI               | 7-8 (10) | --         | 3.2         | 4         | 1         | 1         | 0         | 1         | 6          | 65/43  | 1.93        | *relief*     |
| 6/19 vs. OAK              | 7-5      | --         | 3.0         | 1         | 0         | 0         | 0         | 1         | 3          | 50/31  | 1.46        | *relief*     |
| 6/24 vs. KC               | 8-1      | --         | 2.2         | 1         | 0         | 0         | 0         | 2         | 5          | 37/24  | 1.20        | *relief*     |
| 6/28 vs. LAA              | 3-5      | --         | 1.0         | 0         | 0         | 0         | 0         | 0         | 1          | 15/10  | 1.13        | *relief*     |
| 6/29 vs. LAA              | 11-5     | --         | 1.2         | 1         | 0         | 0         | 0         | 0         | 3          | 24/15  | 1.02        | *relief*     |
| 7/4 vs. NYM (G2)*         | 4-2      | ND         | 3.1         | 2         | 1         | 1         | 0         | 0         | 4          | 59/39  | 1.29        | Leading 3-0  |
| 7/9 at HOU*               | 4-0      | ND         | 4.2         | 2         | 0         | 0         | 0         | 2         | 2          | 74/42  | 1.05        | Leading 2-0  |
| 7/23 at BOS               | 2-6      | --         | 2.0         | 3         | 3         | 3         | 1         | 0         | 3          | 35/21  | 1.95        | *relief*     |
| 7/28 at TB                | 3-1      | ND         | 5.0         | 3         | 1         | 1         | 0         | 0         | 5          | 79/52  | 1.93        | Tied 1-1     |
| 8/5 vs. SEA               | 5-3      | ND         | 5.0         | 5         | 2         | 2         | 1         | 3         | 2          | 86/53  | 2.15        | Tied 2-2     |
| 8/10 at KC                | 4-8      | L          | 5.2         | 7         | 5         | 4         | 2         | 0         | 5          | 80/55  | 2.70        | Tied 4-4     |
| 8/15 at CWS               | 5-3      | W          | 6.0         | 7         | 1         | 1         | 1         | 1         | 7          | 98/68  | 2.55        | Leading 3-1  |
| 8/20 vs. MIN              | 10-2     | W          | 7.0         | 4         | 2         | 2         | 1         | 2         | 7          | 104/64 | 2.56        | Leading 8-2  |
| 8/28 at OAK               | 2-3      | L          | 5.1         | 4         | 3         | 3         | 1         | 3         | 4          | 95/60  | 2.77        | Trailing 3-0 |
| 9/3 vs. BAL               | 4-3      | ND         | 5.2         | 4         | 1         | 1         | 1         | 2         | 7          | 84/53  | 2.67        | Leading 2-1  |
| 9/9 vs. TOR*              | 4-6      | ND         | 6.0         | 6         | 2         | 2         | 2         | 0         | 5          | 103/70 | 2.70        | Tied 2-2     |
| 9/15 at BAL               | 4-3      | ND         | 6.1         | 3         | 1         | 1         | 1         | 2         | 11         | 98/64  | 2.60        | Leading 2-1  |
| 9/20 vs. TEX*             | 4-3      | ND         | 4.1         | 5         | 3         | 3         | 1         | 2         | 7          | 92/60  | 2.79        | Leading 4-2  |
| 9/25 at BOS               | 5-3      | ND         | 4.1         | 4         | 2         | 2         | 1         | 0         | 4          | 80/50  | 2.85        | Trailing 1-0 |
| 10/1 vs. TB               | 3-4      | L          | 4.2         | 5         | 2         | 2         | 1         | 0         | 5          | 67/44  | 2.90        | Trailing 2-1 |
| <b>Totals (22G/146GS)</b> |          | <b>2-3</b> | <b>93.0</b> | <b>75</b> | <b>32</b> | <b>30</b> | <b>14</b> | <b>25</b> | <b>103</b> |        | <b>2.90</b> |              |

\*start came after a team loss / **Bold** - season high

- ▶ Began the season with Triple-A Scranton/Wilkes-Barre, going 1-1 with one save, a 1.20 ERA (15.0IP, 2ER) and 18K in five games (one start).
- ▶ Was signed to a Major League contract and selected to the 26-man roster from Triple-A Scranton/Wilkes-Barre on 5/30...made his season debut that night, allowing 2R/1ER in 3.2 innings of relief (3H, 4BB, 3K)...issued a career-high 4BB...marked his longest appearance since 6/25/19 vs. Toronto with the Yankees (4.1IP).
- ▶ Made his first seven appearances in relief from 5/30-6/29, posting a 1.02 ERA (17.2IP, 2ER) with 25K in that span.
- ▶ On 6/12 at Philadelphia, recorded 6K over 3.2 innings (4H, 1ER, 1BB, 1WP)...marked his most strikeouts in a game since 6/15/19 at Chicago-AL (7K).
- ▶ On 6/19 vs. Oakland, tossed 3.0 scoreless innings of relief (1H, 1BB, 3K)...marked the third time in his career he has tossed 3.0 scoreless innings in relief (also 4.0IP on 5/26/19 at Kansas City and 3.0IP on 6/9/19 at Cleveland).
- ▶ Received votes for AL Reliever of the Month for June after posting a 0.64 ERA (14.0IP, 1ER) with 22K in six relief outings.
- ▶ Recorded a season-best 11.1-inning scoreless streak from 6/19-7/4-G2.
- ▶ Tossed 4.2 scoreless innings on 7/9 at Houston (2H, 2BB, 2K), his first career scoreless start.



- ▶ Was placed on the COVID-19 injured list on 7/15 and was reinstated prior to the game on 7/23...missed six team games from 7/15-22.
- ▶ Made his first appearance back from the injured list as a reliever on 7/23 at Boston, allowing 3ER in 2.0IP (3H, 1HR, 3K).
- ▶ Pinch ran for Urshela in the eighth inning on 7/30 at Miami, becoming the first Yankees pitcher to pinch run since AJ Burnett on 5/18/2011 at Baltimore (credit: YES Network).
- ▶ Recorded his first loss of the season on 8/10 at Kansas City after allowing a season-high 5R/4ER in 5.2IP (7H, 5K, 2HR)...surrendered a career-high-tying 2HR, both to Salvador Perez (two-run HR in the first, solo HR in the sixth).
- ▶ Recorded his first career quality start and earned his first win of the season on 8/15 at Chicago-AL (6.0IP, 7H, 1ER, 1BB, 7K, 1HR)...also matched his career high in strikeouts (also 7K on 6/15/19 at Chicago-AL)...surrendered a solo HR to Andrew Vaughn in the sixth, his only run allowed in the game.
- ▶ Earned his second win of the season and tossed a career-high 7.0 innings on 8/20 vs. Minnesota (4H, 2ER, 2BB, 7K, 1HR, 1HP)...also threw a career-high 104 pitches (previous: 98).
- ▶ Recorded a career-high 11K on 9/15 at Baltimore (6.1IP, 3H, 1ER, 2BB, 1HR), marking his first career double-digit strikeout game...with LHP Jordan Montgomery's 12K on 9/16, it marked just the third time in the last 21 seasons that Yankees starters recorded back-to-back double-digit strikeout games (AJ Burnett's 12K and CC Sabathia's 10K from 8/27-28/09; CC Sabathia's 10K and Andy Pettitte's 10K from 8/13-14/09)...Elias also confirmed that Cortes and Montgomery were the first pair of Yankees starters to record at least 11K in back-to-back games.
- ▶ Did not record a decision on 9/9 vs. Toronto despite allowing 2ER over 6.0IP (6H, 0BB, 5K, 2HR)...his 2HR allowed tied his career high (sixth time, first since 8/10 at Kansas City)...surrendered a leadoff HR to Bo Bichette in the first inning and a solo HR to Randal Grichuk in the fifth...tossed 103 pitches, marking the second time in his career he eclipsed the 100-pitch mark (104 pitches on 8/20 vs. Minnesota).
- ▶ Failed to toss at least 5.0 innings in each of his final three starts of the season (9/20-10/1) after doing so in nine straight starts from 7/28-9/15.
- ▶ Went 0-1 with an 6.14 ERA (7.1IP, 5ER) and 10K in seven spring training relief appearances as a non-roster invitee.

**PERSONAL**

- ▶ Graduated from Hialeah H.S. (Fla.) in 2013.

**Cortes' Career Pitching Record**

| Year                       | Club          | W         | L         | ERA         | G          | GS        | CG       | SHO      | SV       | IP           | H          | R          | ER         | HR        | HP        | BB         | SO         | WP        | BK       |
|----------------------------|---------------|-----------|-----------|-------------|------------|-----------|----------|----------|----------|--------------|------------|------------|------------|-----------|-----------|------------|------------|-----------|----------|
| 2013                       | GCL Yankees 1 | 0         | 1         | 4.42        | 10         | 3         | 0        | 0        | 1        | 18.1         | 22         | 9          | 9          | 0         | 1         | 5          | 20         | 4         | 0        |
| 2014                       | GCL Yankees 2 | 1         | 2         | 2.27        | 11         | 2         | 0        | 0        | 0        | 31.2         | 35         | 13         | 8          | 1         | 1         | 5          | 38         | 2         | 1        |
| 2015                       | Pulaski       | 6         | 3         | 2.26        | 12         | 10        | 0        | 0        | 0        | 63.2         | 48         | 21         | 16         | 7         | 1         | 10         | 66         | 3         | 0        |
| 2016                       | Charleston    | 6         | 2         | 0.79        | 13         | 8         | 0        | 0        | 2        | 68.1         | 36         | 10         | 6          | 3         | 1         | 15         | 75         | 3         | 0        |
|                            | Trenton       | 0         | 0         | 4.50        | 1          | 0         | 0        | 0        | 1        | 4.0          | 1          | 2          | 2          | 1         | 0         | 2          | 5          | 0         | 0        |
|                            | Tampa         | 4         | 2         | 3.21        | 6          | 3         | 0        | 0        | 0        | 28.0         | 24         | 13         | 10         | 1         | 3         | 4          | 31         | 2         | 0        |
|                            | Scranton/WB   | 1         | 0         | 0.00        | 1          | 1         | 0        | 0        | 0        | 5.2          | 0          | 0          | 0          | 0         | 1         | 3          | 4          | 0         | 0        |
| 2017                       | Tampa         | 0         | 0         | 2.08        | 1          | 0         | 0        | 0        | 0        | 4.1          | 6          | 1          | 1          | 1         | 0         | 1          | 3          | 1         | 0        |
|                            | Trenton       | 5         | 0         | 2.60        | 18         | 7         | 0        | 0        | 0        | 52.0         | 35         | 15         | 15         | 3         | 5         | 20         | 45         | 0         | 2        |
|                            | Scranton/WB   | 2         | 4         | 1.49        | 11         | 6         | 1        | 0        | 0        | 48.1         | 40         | 13         | 8          | 0         | 1         | 11         | 57         | 1         | 1        |
| 2018                       | BALTIMORE - a | 0         | 0         | 7.71        | 4          | 0         | 0        | 0        | 0        | 4.2          | 10         | 4          | 4          | 2         | 0         | 4          | 3          | 0         | 0        |
|                            | Trenton       | 0         | 0         | 2.70        | 1          | 0         | 0        | 0        | 0        | 3.1          | 3          | 1          | 1          | 0         | 0         | 1          | 3          | 1         | 0        |
|                            | Scranton/WB   | 6         | 6         | 3.71        | 23         | 18        | 1        | 0        | 0        | 111.2        | 95         | 50         | 46         | 13        | 2         | 37         | 96         | 3         | 2        |
|                            | Scranton/WB   | 2         | 2         | 3.86        | 7          | 6         | 0        | 0        | 0        | 39.2         | 29         | 17         | 17         | 3         | 1         | 11         | 42         | 0         | 0        |
|                            | YANKEES - b   | 5         | 1         | 5.67        | 33         | 1         | 0        | 0        | 0        | 66.2         | 75         | 44         | 42         | 16        | 1         | 28         | 69         | 1         | 0        |
| 2020                       | SEATTLE       | 0         | 1         | 15.26       | 5          | 1         | 0        | 0        | 0        | 7.2          | 12         | 14         | 13         | 6         | 2         | 6          | 8          | 0         | 0        |
| 2021                       | Scranton/WB   | 1         | 1         | 1.20        | 5          | 1         | 0        | 0        | 1        | 15.0         | 8          | 2          | 2          | 1         | 0         | 1          | 18         | 0         | 0        |
|                            | YANKEES       | 2         | 3         | 2.90        | 22         | 14        | 0        | 0        | 0        | 93.0         | 75         | 32         | 30         | 14        | 2         | 25         | 103        | 2         | 1        |
| <b>Minor League Totals</b> |               | <b>34</b> | <b>23</b> | <b>2.57</b> | <b>120</b> | <b>65</b> | <b>2</b> | <b>0</b> | <b>5</b> | <b>494.0</b> | <b>382</b> | <b>167</b> | <b>141</b> | <b>34</b> | <b>17</b> | <b>126</b> | <b>503</b> | <b>20</b> | <b>6</b> |
| <b>Major League Totals</b> |               | <b>7</b>  | <b>5</b>  | <b>4.66</b> | <b>64</b>  | <b>16</b> | <b>0</b> | <b>0</b> | <b>0</b> | <b>172.0</b> | <b>172</b> | <b>94</b>  | <b>89</b>  | <b>38</b> | <b>5</b>  | <b>63</b>  | <b>183</b> | <b>3</b>  | <b>1</b> |

Selected by the New York Yankees in the 36th round of the 2013 First-Year Player Draft.

- a - Selected by the Baltimore Orioles in the first round (ninth overall) of the 2017 Rule 5 Draft...returned to the Yankees on April 13, 2018.
- b - Acquired by the Seattle Mariners for international signing bonus pool money on November 25, 2019.

**Cortes' Postseason Record**

| Year                     | Club vs. Opp.           | W | L | ERA | G | GS | CG | SHO | SV | IP | H | R | ER | HR | HP | BB | SO | WP | BK |
|--------------------------|-------------------------|---|---|-----|---|----|----|-----|----|----|---|---|----|----|----|----|----|----|----|
| 2021                     | NY Yankees vs. BOS (WC) | - | - | -   | - | -  | -  | -   | -  | -  | - | - | -  | -  | -  | -  | -  | -  | -  |
| <b>Wild Card Totals</b>  |                         | - | - | -   | - | -  | -  | -   | -  | -  | - | - | -  | -  | -  | -  | -  | -  | -  |
| <b>POSTSEASON TOTALS</b> |                         | - | - | -   | - | -  | -  | -   | -  | -  | - | - | -  | -  | -  | -  | -  | -  | -  |

**Cortes' Career Fielding Record**

| Position | PCT  | G  | PO | A  | E | TC | DP |
|----------|------|----|----|----|---|----|----|
| Pitcher  | .933 | 64 | 4  | 10 | 1 | 15 | 4  |

**Cortes' Regular Season Batting Record**

| Year                       | Team       | AVG         | G         | AB       | R        | H        | 2B       | 3B       | HR       | RBI      | SH       | SF       | HP       | BB       | SO       | SB       | CS       |
|----------------------------|------------|-------------|-----------|----------|----------|----------|----------|----------|----------|----------|----------|----------|----------|----------|----------|----------|----------|
| 2021                       | NY Yankees | .000        | 23        | 1        | 0        | 0        | 0        | 0        | 0        | 0        | 0        | 0        | 0        | 0        | 0        | 0        | 0        |
| <b>Major League Totals</b> |            | <b>.000</b> | <b>65</b> | <b>1</b> | <b>0</b> | <b>0</b> | <b>0</b> | <b>0</b> | <b>0</b> | <b>0</b> | <b>0</b> | <b>0</b> | <b>0</b> | <b>0</b> | <b>0</b> | <b>0</b> | <b>0</b> |

**Cortes' Career Bests and Streaks**

**COMPLETE GAMES:** None. **LOW-HIT COMPLETE GAME:** N/A. **IP (START):** 7.0, 8/20/21 vs. MIN. **IP (RELIEF):** 5.0, 6/15/19 at CHW. **HITS:** 7 - 2 times (last on 8/15/21 at CHW). **RUNS:** 8, 8/14/20 at HOU. **WALKS:** 4, 5/30/21 at DET. **STRIKEOUTS:** 11, 9/15/21 at BAL. **HOME RUNS:** 2 - 6 times (last on 9/9/21 vs. TOR). **WINNING STREAK:** 5g, 6/15-8/6/19. **LOSING STREAK:** 3g, 9/15/19-8/10/21. **SCORELESS STREAK:** 15.2IP, 5/19-6/15/19.

Pitcher of the Month: None

Player of the Week: None

Rookie of the Month: None



# CLINT FRAZIER • OF



# 77

**HT:** 5-11 • **WT:** 212 • **BATS:** R • **THROWS:** R  
**BIRTHDATE:** 9/6/94 • **OPENING DAY AGE:** 26  
**BIRTHPLACE:** Decatur, Ga.  
**RESIDES:** Marietta, Ga.  
**M.L. SERVICE:** 3 years, 149 days

## STATUS

- ▶ Acquired by the Yankees with LHP Justus Sheffield, RHP Ben Heller and RHP J.P. Feyereisen from Cleveland in exchange for LHP Andrew Miller on July 31, 2016.

## CAREER NOTES

- ▶ In his career, the Yankees have gone 19-8 when he homers.
- ▶ Has made two career Opening Day rosters (2020-21)...began the 2018 season on the disabled list.

## 2021

- ▶ Hit .186 (34-for-183) with 20R, 9 doubles, 5HR, 15RBI, 32BB and 2SB in 66 games with the Yankees...reached safely in 43-of-66 games played...missed the second half of the season on the injured list.
- ▶ Went 2-for-7 with 1 double, 1RBI and 2BB as a pinch hitter in 2021.
- ▶ Played in his first career Opening Day game on 4/1 vs. Toronto, reaching safely three times (2-for-3, 1BB).
- ▶ Reached base safely in 8-of-15 PA (5H, 3BB) and recorded at least 1H in each of his first four games to start the season.
- ▶ Eight of his first 15 hits (4/1-5/16) went for extra bases (4 doubles, 4HR).
- ▶ Snapped an 0-for-17 stretch with an eighth-inning single on 4/13 at Toronto.
- ▶ Walked in a career-high six straight games from 4/21-26 (8BB).
- ▶ Drove in the Yankees' only run on 4/21 vs. Atlanta (1-for-3, 1RBI, 1BB), his first RBI since 9/19/20 at Boston (3RBI)...his 18-game stretch without an RBI from 9/20/20-4/20/21 was the longest of his career.
- ▶ Hit his first HR of the season — solo HR in the eighth — and was 2-for-4 with 1 double on 4/28 at Baltimore... was his first HR since 9/19/20 at Boston and his first multi-hit game since Opening Day...his 2XBH tied his career high.
- ▶ Earned his first career "Play of the Week" award for the week of 4/19-25...with two outs in the bottom of the eighth inning on 4/25 at Cleveland, leaped to make a fully-extended diving catch and take away an extra-base hit from Jordan Luplow...at the time, was the third different Yankees winner since the award was introduced in 2019, joining OFs Aaron Hicks and Mike Tauchman.
- ▶ Was ejected by HP umpire Bill Miller in the fifth inning 5/12 at Tampa Bay (0-for-2)...marked his first career ejection.
- ▶ Recorded multiple hits in four of 10 games from 5/16-30 after recording just two multi-hit games in his first 34G of the season...batted .303 (10-for-33) with 4R, 1 double, 1HR, 1RBI and 1BB over that 10-game span.
- ▶ Hit a "walk-off" HR in the 11th inning on 6/1 vs. Tampa Bay (1-for-3, 2R, 1HR, 2RBI, 2BB)...marked his second career "walk-off" hit (also a three-run "walk-off" HR when the Yankees were trailing 3-2 in the ninth on 7/8/17 vs. Milwaukee)...was the first "walk-off" HR by a Yankee since Mike Ford on 9/1/19 vs. Oakland off Liam Hendriks.
- ▶ Recorded a season-high 3H on 5/23 vs. Chicago-AL, his most since 9/19/20 at Boston (3H)...also collected a career-high two stolen bases.
- ▶ Had multiple hits in back-to-back games from 5/23-25 for the first time since a three-game streak from 9/13-16/20.
- ▶ Reached base multiple times in five of nine games from 5/23-6/2, hitting .333/429/467 (10-for-30) with 4R, 1 double, 1HR, 4RBI, 5BB and 2SB in that span.
- ▶ Reached base at least three times in back-to-back games from 6/1-2 vs. Tampa Bay, marking the third time in his career he has reached base at least three times in back-to-back games (also 2G from 9/15-16/20 and 5/25-26/19)...recorded a career-high-tying 2BB in both of those games, the second time in his career he has walked multiple times in back-to-back games (also 2G from 9/15-16/20)...also drove in multiple runs in both of those games, marking the first time he had multiple RBI in back-to-back games since 9/15-16/20.
- ▶ Recorded a game-winning, pinch-hit RBI double in the eighth on 6/15 at Toronto...marked his fourth career hit and second this season that gave the Yankees the lead in the eighth inning or later ("walk-off" HR on 6/1 vs. Tampa Bay).
- ▶ Tied his career high in extra-base hits on 6/19 vs. Oakland, going 2-for-3 with 2R, 2 doubles and 1BB.
- ▶ Exited the game on 6/30 vs. Los Angeles-AL in the third inning with complaints of dizziness
- ▶ Was placed on the 10-day injured list on 7/2 (retroactive 7/1) with vertigo...played in three combined rehab games with Low-A Tampa and Double-A Somerset (4-for-10, 1R, 1 double, 1BB) before being returned from rehab on 8/16 and transferred to the 60-day injured list.



- ▶ Missed the final 82 games of the season on the injured list.
- ▶ Hit .217 (10-for-46) with 4R, 1 double, 2HR and 6RBI in 17 spring training games.

## PERSONAL

- ▶ Full name is Clint Jackson Frazier...graduated in 2013 from Loganville H.S. (Ga.)...was named the 2013 Gatorade National Baseball Player of the Year after hitting .485/.561/1.134 with 56R, 17HR and 45RBI as a senior...earned 2012 All-America honors from Under Armour and AFLAC as a junior.
- ▶ Was the first high school position player chosen in the 2013 First-Year Player Draft...was the top-ranked player in the nation by Perfect Game USA and MaxPreps entering the draft.
- ▶ Was planning to play at the University of Georgia prior to signing with the Indians.

### Frazier's Career Playing Record

| Year                       | Club            | AVG         | G          | AB          | R          | H          | 2B         | 3B        | HR        | RBI        | SH       | SF        | HP        | BB         | SO         | SB        | CS        | E         | OBP         | SLG         |
|----------------------------|-----------------|-------------|------------|-------------|------------|------------|------------|-----------|-----------|------------|----------|-----------|-----------|------------|------------|-----------|-----------|-----------|-------------|-------------|
| 2013                       | AZL Indians     | .297        | 44         | 172         | 32         | 51         | 11         | 5         | 5         | 28         | 0        | 4         | 3         | 17         | 61         | 3         | 2         | 2         | .362        | .506        |
| 2014                       | Lake County     | .266        | 120        | 474         | 70         | 126        | 18         | 6         | 13        | 50         | 1        | 4         | 7         | 56         | 161        | 12        | 6         | 8         | .349        | .411        |
| 2015                       | Lynchburg       | .285        | 133        | 501         | 88         | 143        | 36         | 3         | 16        | 72         | 5        | 9         | 68        | 125        | 15         | 7         | 6         | .377      | .465        |             |
| 2016                       | Akron           | .276        | 89         | 341         | 56         | 94         | 25         | 1         | 13        | 48         | 3        | 3         | 41        | 86         | 13         | 4         | 8         | .356      | .469        |             |
|                            | Columbus        | .238        | 5          | 21          | 2          | 5          | 0          | 1         | 0         | 0          | 0        | 0         | 0         | 6          | 0          | 0         | 1         | .238      | .333        |             |
|                            | Scranton/WB - a | .228        | 25         | 101         | 17         | 23         | 2          | 3         | 3         | 7          | 0        | 0         | 0         | 7          | 30         | 0         | 0         | 4         | .278        | .396        |
| 2017                       | Scranton/WB     | .256        | 74         | 273         | 46         | 70         | 19         | 2         | 12        | 42         | 0        | 7         | 3         | 37         | 69         | 9         | 2         | 4         | .344        | .473        |
|                            | YANKEES - b     | .231        | 39         | 134         | 16         | 31         | 9          | 4         | 4         | 17         | 0        | 1         | 0         | 7          | 43         | 1         | 0         | 2         | .268        | .448        |
| 2018                       | YANKEES - c, d  | .265        | 15         | 34          | 9          | 9          | 3          | 0         | 0         | 1          | 0        | 0         | 2         | 5          | 13         | 0         | 0         | 0         | .390        | .353        |
|                            | Tampa           | .250        | 6          | 20          | 6          | 5          | 1          | 0         | 1         | 3          | 0        | 1         | 1         | 4          | 3          | 2         | 0         | 0         | .385        | .450        |
|                            | Scranton/WB     | .311        | 48         | 190         | 38         | 59         | 14         | 3         | 10        | 21         | 0        | 1         | 2         | 23         | 52         | 4         | 2         | 1         | .389        | .574        |
| 2019                       | YANKEES - e     | .267        | 69         | 225         | 31         | 60         | 14         | 0         | 12        | 38         | 0        | 3         | 2         | 16         | 70         | 1         | 2         | 3         | .317        | .489        |
|                            | Trenton         | .333        | 1          | 3           | 1          | 1          | 0          | 0         | 0         | 0          | 0        | 0         | 0         | 1          | 0          | 1         | 0         | 0         | .500        | .333        |
|                            | Scranton/WB     | .247        | 61         | 247         | 35         | 61         | 20         | 1         | 8         | 26         | 0        | 1         | 4         | 17         | 56         | 1         | 2         | 4         | .305        | .433        |
| 2020                       | YANKEES         | .267        | 39         | 131         | 24         | 35         | 6          | 1         | 8         | 26         | 0        | 1         | 3         | 25         | 44         | 3         | 0         | 1         | .394        | .511        |
| 2021                       | YANKEES - f     | .186        | 66         | 183         | 20         | 34         | 9          | 0         | 5         | 15         | 0        | 0         | 3         | 32         | 65         | 2         | 0         | 1         | .317        | .317        |
|                            | Tampa           | .500        | 1          | 4           | 1          | 2          | 1          | 0         | 0         | 0          | 0        | 0         | 0         | 0          | 2          | 0         | 0         | 0         | .500        | .750        |
|                            | Scranton        | .333        | 2          | 6           | 0          | 2          | 0          | 0         | 0         | 0          | 0        | 0         | 0         | 1          | 1          | 0         | 0         | 0         | .429        | .333        |
| <b>Minor League Totals</b> |                 | <b>.273</b> | <b>609</b> | <b>2353</b> | <b>392</b> | <b>642</b> | <b>147</b> | <b>25</b> | <b>81</b> | <b>297</b> | <b>9</b> | <b>26</b> | <b>32</b> | <b>272</b> | <b>652</b> | <b>60</b> | <b>25</b> | <b>38</b> | <b>.353</b> | <b>.460</b> |
| <b>Major League Totals</b> |                 | <b>.239</b> | <b>228</b> | <b>707</b>  | <b>100</b> | <b>169</b> | <b>41</b>  | <b>5</b>  | <b>29</b> | <b>97</b>  | <b>0</b> | <b>5</b>  | <b>10</b> | <b>85</b>  | <b>235</b> | <b>7</b>  | <b>2</b>  | <b>7</b>  | <b>.327</b> | <b>.434</b> |

Selected by Cleveland in the first round (fifth overall) of the 2013 First-Year Player Draft.

a - Acquired by the Yankees with LHP Justus Sheffield, RHP Ben Heller and RHP J.P. Feyereisen from Cleveland in exchange for LHP Andrew Miller on July 31, 2016.

b - Placed on the 10-day disabled list from August 10 (retroactive to August 9) - September 11, 2017 with a left oblique strain.

c - Placed on the 7-day concussion disabled list from March 29 (retroactive to March 26) - May 2, 2018.

d - Placed on the 7-day concussion disabled list on July 16, 2018...was transferred to the 10-day disabled list on July 25 with post-concussion migraines and transferred to the 60-day disabled list from September 18, 2018 through the end of the season.

e - Placed on the 10-day injured list from April 25 (retroactive to April 23) - May 6, 2019 with a left ankle sprain.

f - Placed on the 10-day injured list from July 2, 2021 (retroactive to July 1) through the end of the season with vertigo...was transferred to the 60-day injured list on August 16.

### Frazier's Postseason Record

| Year                          | Club vs. Opp.           | AVG         | G        | AB       | R        | H        | 2B       | 3B       | HR       | RBI      | SH       | SF       | HP       | BB       | SO       | SB       | CS       | E        | OBP         | SLG         |
|-------------------------------|-------------------------|-------------|----------|----------|----------|----------|----------|----------|----------|----------|----------|----------|----------|----------|----------|----------|----------|----------|-------------|-------------|
| 2017                          | NY Yankees vs. MIN (WC) |             |          |          |          |          |          |          |          |          |          |          |          |          |          |          |          |          |             |             |
| On Roster - Did Not Play      |                         |             |          |          |          |          |          |          |          |          |          |          |          |          |          |          |          |          |             |             |
| 2020                          | NY Yankees vs. CLE (WC) | .000        | 1        | 1        | 0        | 0        | 0        | 0        | 0        | 0        | 0        | 0        | 0        | 0        | 1        | 0        | 0        | 0        | .000        | .000        |
|                               | NY Yankees vs. TB (DS)  | .333        | 3        | 6        | 1        | 2        | 0        | 0        | 1        | 1        | 0        | 0        | 0        | 0        | 4        | 0        | 0        | 0        | .333        | .833        |
| <b>Wild Card Totals</b>       |                         | <b>.000</b> | <b>1</b> | <b>1</b> | <b>0</b> | <b>0</b> | <b>0</b> | <b>0</b> | <b>0</b> | <b>0</b> | <b>0</b> | <b>0</b> | <b>0</b> | <b>0</b> | <b>1</b> | <b>0</b> | <b>0</b> | <b>0</b> | <b>.000</b> | <b>.000</b> |
| <b>Division Series Totals</b> |                         | <b>.333</b> | <b>3</b> | <b>6</b> | <b>1</b> | <b>2</b> | <b>0</b> | <b>0</b> | <b>1</b> | <b>1</b> | <b>0</b> | <b>0</b> | <b>0</b> | <b>0</b> | <b>4</b> | <b>0</b> | <b>0</b> | <b>0</b> | <b>.333</b> | <b>.833</b> |
| <b>POSTSEASON TOTALS</b>      |                         | <b>.286</b> | <b>4</b> | <b>7</b> | <b>1</b> | <b>2</b> | <b>0</b> | <b>0</b> | <b>1</b> | <b>1</b> | <b>0</b> | <b>0</b> | <b>0</b> | <b>0</b> | <b>5</b> | <b>0</b> | <b>0</b> | <b>0</b> | <b>.286</b> | <b>.714</b> |

### Frazier's Career Fielding Record

| Position | PCT  | G   | PO  | A | E | TC  | DP |
|----------|------|-----|-----|---|---|-----|----|
| Outfield | .976 | 197 | 280 | 7 | 7 | 294 | 1  |

### Frazier's Career Home Run Chart

**MULTI-HOMER GAMES:** 2. **TWO-HOMER GAMES:** 2, last on 5/21/19 at BAL. **GRAND SLAMS:** None. **PINCH-HIT HR:** None. **INSIDE-THE-PARK HR:** None. **WALK-OFF HR:** 2, last on 6/1/21 vs. TB (Andrew Kittredge). **LEADOFF HR:** None.

### Frazier's Career Bests and Streaks

**HITS:** 4, 4/7/19 at BAL. **RUNS:** 4, 9/15/20 vs. TOR. **2B:** 2 - 2 times (last on 6/19/21 vs. OAK). **3B:** 1 - 5 times (last on 9/12/20 vs. BAL). **HR:** 2 - 2 times (last on 5/21/19 at BAL). **RBI:** 5 - 2 times (last on 8/15/20 vs. BOS). **BB:** 2 - 12 times (last on 6/23/21 vs. KC). **SO:** 3 - 14 times (last on 6/22/21 vs. KC). **SB:** 2, 5/23/21 vs. CWS. **HIT STREAK:** 6g, 5/19-6/21/18. **"WALK-OFF"** (HITS): 2, last on 6/1/21 vs. TB (HR).

**Player of the Month:** None

**Player of the Week:** None

**Rookie of the Month:** None



# JOEY GALLO • OF

# 13

HT: 6-5 • WT: 255 • BATS: L • THROWS: R

BIRTHDATE: 11/19/93 • OPENING DAY AGE: 27

BIRTHPLACE: Henderson, Nev.

RESIDES: Dallas, Tex.

M.L. SERVICE: 5 years, 103 days



## STATUS

- ▶ Was acquired by the Yankees with LHP Joely Rodríguez and cash considerations from the Texas Rangers in exchange for minor league right-handed pitcher Glenn Otto and infielders Ezequiel Duran, Trevor Hauver and Josh Smith on July 29, 2021.

## CAREER NOTES

- ▶ Is a two-time American League All-Star (2019 and 2021 with Texas)...participated in his first Home Run Derby in 2021.
- ▶ In his Major League career, has appeared at five positions, including 95G/85GS at first base (.995 fielding pct.), 92G/80GS at third base (.921), 207G/177GS in left field (.983), 55G/49GS in center field (.975) and 161G/157GS in right field (.986).
- ▶ Since 2017, ranks sixth in the Majors with 151HR, trailing only Nelson Cruz (165), J.D. Martinez (159), Nolan Arenado (158), Eugenio Suarez (155) and Aaron Judge (154)...his 12.46 HR/AB ratio over that stretch is the second-best mark in the Majors (Trout-11.68) among players with at least 1,500 PA.
- ▶ His 12.75HR/AB ratio is the third-best ratio in Major League history (min. 1500 AB), trailing only Mark McGwire (10.61) and Babe Ruth (11.76).
- ▶ With 41HR and 80RBI in 2017 and 40HR and 92RBI in 2018 and is one of just three players in the Majors to hit at least 40HR and record 80RBI in at least two different seasons since 2017 (also J.D. Martinez and Khris Davis).
- ▶ With 41HR in 2017 and 40HR in 2018, was just the ninth player in Major League history with multiple 40HR campaigns before his age 25 season.
- ▶ Was the only player to hit 20HR prior to the All-Star break in each season from 2017-19.
- ▶ Won his first career Gold Glove Award in 2020, earning the honor for his play in right field in his first full year at the position (53G in the shortened season)...led qualified MLB right fielders with an Ultimate Zone Rating (UZR) of 6.1, good for the fourth-highest mark in that category among all MLB fielders behind only Nolan Arenado (8.5), Kevin Kiermaier (7.7) and Trent Grisham (7.5)...played 457.2 innings in the field (456.2 in RF and 1.0 in CF) and handled 123 chances without committing an error.
- ▶ Made five Opening Day rosters with Texas (2017-21).
- ▶ Made his first career postseason appearance with the Yankees in the 2021 AL Wild Card Game.

## CAREER HIGHLIGHTS

### AL All-Star Team

- ▶ 2019, 2021

### AL Gold Glove

- ▶ 2020 (RF)

## 2021

- ▶ Was named to his second career All-Star team as he combined with the Rangers and Yankees to hit .199/.351/.458 (99-for-498) with 90R, 13 doubles, 1 triple, 38HR, 77RBI and 111BB in 153 games.
- ▶ 52 of his 99 hits went for extra bases (13 doubles, 1 triple, 38HR)...25 of his final 36H and 35 of his final 51H were extra-base hits (7 doubles, 1 triple, 27HR).
- ▶ Led the AL and ranked second in the Majors with 111BB, trailing only Washington's Juan Soto (145BB).
- ▶ His 38HR were tied for the 10th-most in the Majors and tied for the ninth-most in the AL.
- ▶ Averaged 4.23 pitches per plate appearance, the third-highest mark in the Majors...trailed only Oakland's Matt Chapman (4.30) and Mark Canha (4.23).
- ▶ His career-high six multi-HR games were tied with teammate Aaron Judge, Kansas City's Salvador Perez and Washington/Boston's Kyle Schwarber for the most in the Majors.
- ▶ Began the season with Texas, batting .223/.379/.490 (69-for-310) with 57R, 6 doubles, 1 triple, 25HR, 55RBI, 74BB and 65B in 95 games.
- ▶ In 58 games with the Yankees, hit .160/.303/.404 (30-for-188) with 33R, 7 doubles, 13HR, 22RBI and 37BB...reached base in 48 of his 55 games with at least 1AB with the Yankees.
- ▶ Six of his 13HR with the Yankees either tied the game (one) or gave the Yankees the lead (five).
- ▶ Grounded into six double plays after doing so just six times in his first six seasons from 2015-20.
- ▶ Posted a season-opening 23-game on-base streak, the longest season-opening on-base streak in the Majors this season and the longest season-opening on-base streak by a Texas batter on the Opening Day roster since Ian Kinsler's 25-game streak in 2008...dating back to 2020, reached safely in a career-high 26 straight games (9/25/20-4/27/21), the longest on-base streak by a Ranger since Shin-Soo Choo's 52-game streak from 5/13-7/20/18.



- ▶ Recorded 24BB in April, his most in a single calendar month...was first Ranger to record at least 24BB in a single calendar month since Rafael Palmeiro's 24BB in August 2000.
- ▶ Walked in a season-high eight straight games from 4/14-23, tied for the second-longest such streak of his career.
- ▶ Hit 4HR in a six-game span from 5/3-8 after hitting just 2HR in his first 28 games of the season (4/1-5/2).
- ▶ Recorded his first multi-HR game of the season on 5/8 vs. Seattle...was his first multi-HR game since 6/27/19 at Detroit.
- ▶ His 72BB prior to the All-Star break were the second-highest ever by a Texas Ranger, trailing only Toby Harrah's 82BB in 1985...his 24HR prior to the All-Star break were the most by a Ranger since Josh Hamilton's 27HR in 2012.
- ▶ Hit 10HR during the month of June, tied for the second-most in the AL, trailing only Los Angeles-AL's Shohei Ohtani (13HR)...marked his second-highest HR total in a single calendar month of his career (11HR in August 2017).
- ▶ In 28 games from 6/8-7/18-G1, hit .303/.466/.809 (27-for-89) with 22R, 1 double, 1 triple, 14HR, 26RBI and 27BB and 2SB in that span.
- ▶ His 13HR in an 18-game span from 6/20-7/10.
- ▶ Tied his career high with 5RBI on 6/26 vs. Kansas City (third time, also 4/9/17 vs. Oakland and 4/21/19 vs. Houston)...was his second multi-HR game of the season.
- ▶ Homered in a career-high five straight games from 6/26-7/1 (7HR), the longest by a Ranger since Mike Napoli's five-game streak from 4/15-21(G1)/12...had six straight hits go for home runs from 6/26-30, becoming the third player in franchise history to post at least six consecutive hits for home runs...joined Carl Everett (6HR from 7/26-8/1/02) and Alex Rodriguez (6HR, 8/16-18/02) - credit *Elias*.
- ▶ Hit 10HR in a 10-game span from 6/26-7/7, the first player in Rangers history to accomplish the feat.
- ▶ Recorded his third multi-HR game of the season on 6/29 at Oakland.
- ▶ Notched his fourth multi-HR game of the year on 7/7 vs. Detroit.
- ▶ Was named to his second career All-Star Game via Major League Baseball...entered the game in the fifth inning as a defensive replacement in RF and drew a walk in his only plate appearance...also participated in his first Home Run Derby on 7/12 at Coors Field, falling to Trevor Story, 20 to 19, in the first round.
- ▶ Was acquired by the Yankees with LHP Joely Rodríguez and cash considerations from the Texas Rangers in exchange for minor league right-handed pitcher Glenn Otto and infielders Ezequiel Duran, Trevor Hauer and Josh Smith on 7/29/21.
- ▶ Made his Yankees debut on 7/30 at Miami, going 0-for-4 with 1BB.
- ▶ Recorded his first hit as a Yankee on 8/1 at Miami, hitting a double in the seventh inning (1-for-4).
- ▶ Had each of his first five hits with the Yankees go for extra bases (4 doubles, 1HR)...according to *Elias*, was just the fourth Yankee in the last 20 seasons to have his first five hits be extra-base hits, joining Mike Tauchman (first 6H in 2019), Giancarlo Stanton (first 5H in 2018) and Tony Clark (first 5H in 2004).
- ▶ Hit a go-ahead three-run HR in the seventh inning on 8/5 vs. Seattle, his first HR as a Yankee...marked his seventh career HR in the seventh inning or later that either tied the game or gave his team the lead (first since a game-tying solo HR in the ninth on 8/19/20 at San Diego)...also tied his career high with 3XBH (also 3XBH on 5/16/19 at Kansas City and 6/21/17 vs. Toronto)...also tied his season high with 3H.
- ▶ Recorded his fifth multi-HR game of the season on 8/14 at Chicago-AL, hitting a solo HR in the first inning and a two-run HR in the 10th.
- ▶ Hit his 30th HR of the season on 8/26 at Oakland, reaching the 30HR plateau for the third time in his career (41HR in 2017 and 40HR in 2018).
- ▶ Snapped an 0-for-17 stretch with a game-tying two-run HR in the eighth inning on 9/4 vs. Baltimore.
- ▶ Hit 7HR over nine games with at least 1AB from 9/10-21.
- ▶ Homered in four straight games with at least 1AB from 9/13-17 for the second time in his career (also five games earlier this season from 6/26-7/1).
- ▶ Hit a go-ahead solo HR in the second and a solo HR in the eighth on 9/17 vs. Cleveland, his 14th career multi-HR game and his sixth of the season...his 3H tied his season high (fourth time, first since 8/5 vs. Seattle).
- ▶ Left the game on 9/18 vs. Cleveland with neck tightness.
- ▶ Was hit by a pitch on the left forearm in the seventh inning on 9/29 at Toronto...was removed from the game in the ninth inning for a pinch hitter and underwent x-rays after the game.
- ▶ Snapped an 0-for-19 stretch with an RBI bunt single in the ninth inning on 10/1 vs. Tampa Bay.
- ▶ Made his first career postseason appearance in the AL Wild Card Game (0-for-4).

## PERSONAL

- ▶ Full name is Joseph Nicholas Gallo.
- ▶ Attended Bishop Gorman High School (Nev.)...was the 2012 Nevada Gatorade State Player of the Year, leading the Gaels to their seventh consecutive Nevada 4A state title, hitting .509 with 66R, 21HR, 80RBI and 13SB...at the time, his 65 career home runs were the most in state history...also tossed a no-hitter in his senior campaign.
- ▶ His father, Tony, pitched in the Montreal minor league system and worked as a pitching instructor at batting cages owned by Jason Giambi...has spent time in previous off-seasons training with Giambi.
- ▶ Was tabbed by *Baseball America* as the "Best Power Hitter" and having the third-best arm among high school draft prospects.
- ▶ Had committed to Louisiana State University prior to signing with the Rangers.



### Gallo's Career Batting Record

| Year                       | Club         | AVG         | G          | AB          | R          | H          | 2B        | 3B        | HR         | RBI        | SH       | SF        | HP        | BB         | SO         | SB        | CS       | E         | OBP         | SLG         |
|----------------------------|--------------|-------------|------------|-------------|------------|------------|-----------|-----------|------------|------------|----------|-----------|-----------|------------|------------|-----------|----------|-----------|-------------|-------------|
| 2012                       | AZL Rangers  | .293        | 43         | 150         | 44         | 44         | 10        | 1         | 18         | 43         | 0        | 3         | 3         | 37         | 52         | 6         | 0        | 12        | .435        | .733        |
|                            | Spokane      | .214        | 16         | 56          | 9          | 12         | 2         | 0         | 4          | 9          | 0        | 0         | 0         | 11         | 26         | 0         | 0        | 5         | .343        | .464        |
| 2013                       | Hickory      | .245        | 106        | 392         | 82         | 96         | 19        | 5         | 38         | 78         | 0        | 1         | 5         | 48         | 165        | 14        | 1        | 20        | .334        | .610        |
|                            | AZL Rangers  | .368        | 5          | 19          | 4          | 7          | 4         | 0         | 2          | 10         | 0        | 0         | 0         | 2          | 7          | 1         | 0        | 1         | .429        | .895        |
| 2014                       | Myrtle Beach | .323        | 58         | 189         | 53         | 61         | 9         | 3         | 21         | 50         | 0        | 4         | 2         | 51         | 64         | 5         | 3        | 11        | .463        | .735        |
|                            | Frisco       | .232        | 68         | 250         | 44         | 58         | 10        | 0         | 21         | 56         | 1        | 1         | 3         | 36         | 115        | 2         | 0        | 10        | .334        | .524        |
| 2015                       | Frisco       | .314        | 34         | 121         | 21         | 38         | 10        | 1         | 9          | 31         | 0        | 1         | 0         | 24         | 49         | 1         | 0        | 2         | .425        | .636        |
|                            | TEXAS        | .204        | 36         | 108         | 16         | 22         | 3         | 1         | 6          | 14         | 0        | 0         | 0         | 15         | 57         | 3         | 0        | 5         | .301        | .417        |
|                            | Round Rock   | .195        | 53         | 200         | 20         | 39         | 9         | 0         | 14         | 32         | 0        | 1         | 0         | 27         | 90         | 1         | 0        | 4         | .289        | .450        |
| 2016                       | Round Rock   | .240        | 102        | 359         | 71         | 86         | 17        | 6         | 25         | 66         | 0        | 1         | 5         | 68         | 150        | 2         | 0        | 13        | .367        | .529        |
|                            | TEXAS        | .040        | 17         | 25          | 2          | 1          | 0         | 0         | 1          | 1          | 0        | 0         | 0         | 5          | 19         | 1         | 0        | 1         | .200        | .160        |
| 2017                       | TEXAS - a    | .209        | 145        | 449         | 85         | 94         | 18        | 3         | 41         | 80         | 0        | 0         | 8         | 75         | 196        | 7         | 2        | 16        | .333        | .537        |
| 2018                       | TEXAS        | .206        | 148        | 500         | 82         | 103        | 24        | 1         | 40         | 92         | 0        | 0         | 3         | 74         | 207        | 3         | 4        | 3         | .312        | .498        |
| 2019                       | TEXAS - b, c | .253        | 70         | 241         | 54         | 61         | 15        | 1         | 22         | 49         | 1        | 1         | 2         | 52         | 114        | 4         | 2        | 4         | .389        | .598        |
|                            | AZL Rangers  | .273        | 4          | 11          | 3          | 3          | 1         | 0         | 2          | 3          | 0        | 0         | 0         | 5          | 3          | 0         | 0        | 0         | .500        | .909        |
| 2020                       | TEXAS        | .181        | 57         | 193         | 23         | 35         | 8         | 0         | 10         | 26         | 0        | 0         | 4         | 29         | 79         | 2         | 0        | 0         | .301        | .378        |
| 2021                       | TEXAS        | .223        | 95         | 310         | 57         | 69         | 6         | 1         | 25         | 55         | 0        | 0         | 4         | 74         | 125        | 6         | 0        | 4         | .379        | .490        |
|                            | YANKEES      | .160        | 58         | 188         | 33         | 30         | 7         | 0         | 13         | 22         | 0        | 1         | 2         | 37         | 88         | 0         | 0        | 3         | .303        | .404        |
| <b>Minor League Totals</b> |              | <b>.254</b> | <b>489</b> | <b>1747</b> | <b>351</b> | <b>444</b> | <b>91</b> | <b>16</b> | <b>154</b> | <b>378</b> | <b>1</b> | <b>12</b> | <b>18</b> | <b>309</b> | <b>721</b> | <b>32</b> | <b>4</b> | <b>78</b> | <b>.370</b> | <b>.589</b> |
| <b>Major League Totals</b> |              | <b>.206</b> | <b>626</b> | <b>2014</b> | <b>352</b> | <b>415</b> | <b>81</b> | <b>7</b>  | <b>158</b> | <b>339</b> | <b>1</b> | <b>2</b>  | <b>23</b> | <b>361</b> | <b>885</b> | <b>26</b> | <b>8</b> | <b>36</b> | <b>.333</b> | <b>.489</b> |

Selected by the Rangers in the supplemental first round (39th overall) of the 2012 First-Year Player Draft.

a - Placed on the 7-day concussion disabled list from August 22-28, 2017.

b - Placed on the 10-day injured list on June 2-25, 2019 with a left oblique strain.

c - Placed on the 10-day injured list on July 24, 2019 through the end of the season due to wrist surgery...was transferred to the 60-day injured list on September 20, 2019.

### Gallo's Postseason Batting Record

| Year                     | Club vs. Opp.           | AVG         | G        | AB       | R        | H        | 2B       | 3B       | HR       | RBI      | SH       | SF       | HP       | BB       | SO       | SB       | CS       | E        | OBP         | SLG         |
|--------------------------|-------------------------|-------------|----------|----------|----------|----------|----------|----------|----------|----------|----------|----------|----------|----------|----------|----------|----------|----------|-------------|-------------|
| 2021                     | NY Yankees vs. BOS (WC) | .000        | 1        | 4        | 0        | 0        | 0        | 0        | 0        | 0        | 0        | 0        | 0        | 0        | 1        | 0        | 0        | 0        | .000        | .000        |
| <b>Wild Card Totals</b>  |                         | <b>.000</b> | <b>1</b> | <b>4</b> | <b>0</b> | <b>0</b> | <b>0</b> | <b>0</b> | <b>0</b> | <b>0</b> | <b>0</b> | <b>0</b> | <b>0</b> | <b>0</b> | <b>1</b> | <b>0</b> | <b>0</b> | <b>0</b> | <b>.000</b> | <b>.000</b> |
| <b>POSTSEASON TOTALS</b> |                         | <b>.000</b> | <b>1</b> | <b>4</b> | <b>0</b> | <b>0</b> | <b>0</b> | <b>0</b> | <b>0</b> | <b>0</b> | <b>0</b> | <b>0</b> | <b>0</b> | <b>0</b> | <b>1</b> | <b>0</b> | <b>0</b> | <b>0</b> | <b>.000</b> | <b>.000</b> |

### Gallo's All-Star Game Record

| Year                        | Club, Site     | AVG          | G        | AB       | R        | H        | 2B       | 3B       | HR       | RBI      | SH       | SF       | HP       | BB       | SO       | SB       | CS       | E        | OBP          | SLG          |
|-----------------------------|----------------|--------------|----------|----------|----------|----------|----------|----------|----------|----------|----------|----------|----------|----------|----------|----------|----------|----------|--------------|--------------|
| 2019                        | TEX, Cleveland | 1.000        | 1        | 1        | 1        | 1        | 0        | 0        | 1        | 1        | 0        | 0        | 0        | 0        | 0        | 0        | 0        | 0        | 1.000        | 4.000        |
| 2021                        | TEX, Denver    | -            | 1        | 0        | 0        | 0        | 0        | 0        | 0        | 0        | 0        | 0        | 0        | 1        | 0        | 0        | 0        | 0        | 1.000        | -            |
| <b>All-Star Game Totals</b> |                | <b>1.000</b> | <b>2</b> | <b>1</b> | <b>1</b> | <b>1</b> | <b>0</b> | <b>0</b> | <b>1</b> | <b>1</b> | <b>0</b> | <b>0</b> | <b>0</b> | <b>0</b> | <b>0</b> | <b>0</b> | <b>0</b> | <b>0</b> | <b>1.000</b> | <b>4.000</b> |

### Gallo's Career Fielding Record

| Position   | PCT  | G   | PO  | A   | E  | TC  |
|------------|------|-----|-----|-----|----|-----|
| First Base | .995 | 95  | 717 | 32  | 4  | 753 |
| Third Base | .921 | 92  | 58  | 153 | 18 | 229 |
| Outfield   | .983 | 399 | 789 | 36  | 14 | 839 |

### Gallo's Career Home Run Chart

**MULTI-HOMER GAMES:** 14. **TWO-HOMER GAMES:** 14, last on 9/17/21 vs. CLE. **GRAND SLAMS:** 1, 5/31/19 vs. KC (Danny Duffy). **PINCH-HIT HR:** 1, 9/23/18 vs. Seattle (Ryan Cook). **INSIDE-THE-PARK HR:** 1, 6/21/17 vs. TOR (Joe Biagini). **WALK-OFF HR:** 1, 5/12/17 vs. OAK (Santiago Casilla). **LEADOFF HR:** None.

### Gallo's Career Bests and Streaks

**HITS:** 4, 5/16/19 at KC. **RUNS:** 4, 5/16/19 at KC. **2B:** 2 - 5 times (last on 8/5/21 vs. SEA). **3B:** 1 - 7 times (last on 7/18/21 at TOR). **HR:** 2 - 14 times (last on 9/17/21 vs. CLE). **RBI:** 5 - 3 times (last on 6/26/21 vs. KC). **BB:** 3 - 15 times (last on 7/10/21 vs. OAK). **SO:** 4 - 19 times (last on 9/6/21 vs. TOR). **SB:** 1 - 26 times (last on 6/13/21 at LAD). **HIT STREAK:** 8g - 3 times (last from 4/27-5/8/19). **"WALK-OFF" HITS:** 1, 5/12/17 vs. OAK (HR).

**Player of the Month:** None

**Player of the Week:** 4/15-21/19

**Rookie of the Month:** None



# BRETT GARDNER • OF

# 11

**HT:** 5-11 • **WT:** 195 • **BATS:** L • **THROWS:** L  
**BIRTHDATE:** 8/24/83 • **OPENING DAY AGE:** 37  
**BIRTHPLACE:** Holly Hill, S.C.  
**RESIDES:** Holly Hill, S.C.  
**COLLEGE:** College of Charleston  
**M.L. SERVICE:** 13 years, 72 days



## STATUS

- ▶ Selected by the Yankees in the third round of the 2005 First-Year Player Draft...signed to a one-year contract for the 2021 season with a player option for 2022 on February 23, 2021...if the player option is declined, there is a club option for 2022.

## CAREER NOTES

- ▶ Is the Yankees' longest-tenured player, having been drafted by the club in the third round of the 2005 First-Year Player Draft and making his Major League debut with the Yankees in 2008...is one of five players drafted by the Yankees to collect at least 1,000H with the club (also Derek Jeter, Don Mattingly, Thurman Munson and Jorge Posada), all of whom spent their entire careers in pinstripes.
- ▶ Is the 17th player in franchise history to appear in a game for the Yankees in three different decades—credit: *Elias*.
- ▶ Is the 17th player in club history to play in at least 14 seasons and the 15th to do so in 14-or-more consecutive seasons...is the fifth outfielder in Yankees history to appear in at least part of 14 different seasons with the club, joining Mickey Mantle (16), Bernie Williams (16), Babe Ruth (15) and Roy White (15)...among all outfielders in franchise history, his 39.0 WAR ranks eighth (FanGraphs).
- ▶ Is one of only five players to play for the same team in each season since 2008, joining Miguel Cabrera (Detroit), Clayton Kershaw (Los Angeles-NL), Yadier Molina (St. Louis) and Joey Votto (Cincinnati)...Ryan Zimmerman (Washington, 2005-19 and '21) opted out of the 2020 season due to the COVID-19 pandemic.
- ▶ Is the only current Yankee to appear with the club in both the current and original Yankee Stadiums...has 78HR in his career at the current Yankee Stadium, fourth-most in the ballpark's history behind Mark Teixeira (113), Aaron Judge (85) and Robinson Canó (82).
- ▶ Is one of four players in Yankees history to collect at least 1,000H and 200SB with the club over his first 10 seasons: also Derek Jeter, Willie Randolph and Hal Chase.
- ▶ With 139HR and 274SB, is one of two players with at least 100HR and 250SB with the club (also Derek Jeter - 260HR/358SB).
- ▶ Is one of three Major Leaguers to appear in at least 140 games in each of the last eight full seasons since 2013, joining Anthony Rizzo and Carlos Santana...is one of three players in franchise history with at least six such seasons in his age-30 season or older, joining Derek Jeter (9) and Dave Winfield (7).
- ▶ Was one of two players with at least 80R each season from 2013-19 (also Mike Trout).
- ▶ Has hit 129 home runs in his career, with the Yankees going 94-36 in those 130 contests (has nine multi-HR games)...of his 130HR, 62 have either tied the game (12) or given the Yankees the lead (50).
- ▶ Is one of 16 players drafted and signed by the Yankees to reach 100HR in the Majors and one of seven to hit at least 100HR with the Yankees (also Jorge Posada-275, Derek Jeter-260, Don Mattingly-222, Aaron Judge-158, Thurman Munson-113 and Mike Pagliarulo-105).
- ▶ Has 15 career leadoff home runs, tied with Chuck Knoblauch for fifth-most on the Yankees' all-time list...of his 15 leadoff HR, eight have come vs. the AL East (three vs. Baltimore, three vs. Tampa Bay, two vs. Toronto).
- ▶ Had a 32.80 AB/HR ratio (3,805AB/116HR) over seven seasons from 2014-21...posted an 84.00 AB/HR ratio (1,932AB/23HR) over the first six seasons of his career (2008-13).
- ▶ Has recorded at least 10HR and 10SB in the same season five times (2014-15, '17-19)...is one of four Yankees with at least five such seasons at age-30 or older, joining Derek Jeter (7), Paul O'Neill (5) and Alex Rodriguez (5).
- ▶ Has stolen 274 bases in 338 career attempts...his 81.1% success rate is third-highest among active players with at least 300 career stolen base attempts (Jarrod Dyson-84.4, Billy Hamilton-81.6).
- ▶ Ranks third on the Yankees' all-time list with 274SB behind Derek Jeter (358) and Rickey Henderson (326)...has 11 seasons with double-digit steals (2008-11, '13-19), fourth-most in Yankees history behind Derek Jeter (17), Roy White (13) and Willie Randolph (12)...has led the club in steals six times in his career (2010-11, '13, '17-19).
- ▶ Has seven seasons with at least 20SB (2009-11, '13-15, '17), the third-most 20SB seasons in Yankees history, trailing Derek Jeter (eight: 1997-98, 2000-02, '04, '06 and '09) and Hal Chase (eight: 1905-12).
- ▶ Collected 103SB within his first three years in the Majors (6/30/08-6/29/11)...according to *Elias*, were the most SB by a Yankee within three years of his debut since Ben Chapman, who had 113SB from 4/16/30-4/15/33.

## CAREER HIGHLIGHTS

### AL All-Star Team

▶ 2015

### AL Gold Glove

▶ 2016

### Wilson Defensive Player of the Year in LF

▶ 2016

2021 SEASON  
SUMMARY

MANAGER, COACHES  
& STAFF BIOS

FULL  
PLAYER BIOS

ADDITIONAL  
PLAYER BIOS

HISTORICAL STATS &  
POSTSEASON RECORDS

POSTSEASON  
SERIES RECAPS

MINORS &  
2022 SCHEDULE



- ▶ Stole his 100th career base on 6/14/11...came in his 364th game and 124th career attempt...according to *Elias*, during the Live Ball Era (since 1920, the same year caught stealing became an official stat in the AL), only Rickey Henderson (162 games) and Ben Chapman (313) reached 100SB in fewer games for the Yankees...*Elias* also notes his 24CS at the time of his 100th stolen base were the fewest among players who made their Major League debut with the Yankees in the Live Ball Era...broke the previous record held by Mickey Mantle, who had 27CS at the time of his 100th stolen base in 1960...overall, became the third Yankee since 1920 with as few as 24CS at the time of his 100th stolen base with the club, joining Rickey Henderson and Alex Rodriguez.
- ▶ Recorded his 50th stolen base in his 171st career game, the first Yankee to reach the plateau in as few games from the start of his career since Fritz Maisel on 6/21/1914 (102 games)—credit: *Elias*.
- ▶ Is one of three Yankees all-time with at least 455B in back-to-back seasons (2010-11), joining Fritz Maisel (1914-15) and Rickey Henderson (1985-86).
- ▶ Since the start of 2016, has hit .333 (18-for-54) with 52RBI with the bases loaded.
- ▶ Has made 13 career Opening Day rosters, all for the Yankees (2009-21)...has made eight Opening Day starts in LF, the second most O.D. starts at that position in Yankees history (Roy White, 9)...his 11 O.D. starts in the outfield are tied for the third-most in Yankees history (Mickey Mantle-16, Babe Ruth-13, Bernie Williams-11).
- ▶ Has made the postseason 10 times in his career (2009-12, '15, '17-21)...has appeared in 68 postseason games for the Yankees, the eighth-most in franchise history.



**MOST CAREER PITCHES SEEN PER PLATE APPS., ACTIVE PLAYERS (min. 3,000PA)**

|                               |             |
|-------------------------------|-------------|
| 1. Matt Carpenter .....       | 4.28        |
| 2. <b>BRETT GARDNER</b> ..... | <b>4.27</b> |
| 3. Mike Trout.....            | 4.26        |

**2021**

- ▶ Hit .222 (86-for-387) with 47R, 16 doubles, 4 triples, 10HR, 39RBI and 60BB in 140 games with the Yankees.
- ▶ Reached the 10HR plateau for the sixth time in his career (also 2014-15, '17-19).
- ▶ Appeared in 140 games in his age-37 season...the last outfielders to appear in as many games (min. 50% G in the OF) in their age-37 season or older were Jayson Werth (143G in his age-37 season in 2016) and Ichiro Suzuki (143G in his age-42 season in 2016).
- ▶ Hit in every spot in the starting lineup except cleanup.
- ▶ Recorded five sac hits, matching the most sacrifice hits by a Yankee in the last six seasons since 2016 (also 5SH by Gardner and Ronald Torreyes in 2017; Didi Gregorius in 2016).
- ▶ Appeared in at least 140 games for his eighth straight 162-game season...is one of three Major Leaguers to appear in at least 140 games in each of the last eight full seasons since 2013, joining Anthony Rizzo and Carlos Santana... is one of three players in franchise history with at least six such seasons in his age-30 season or older, joining Derek Jeter (9) and Dave Winfield (7).
- ▶ Scored his 900th career run in the fourth inning on 4/14 at Toronto.
- ▶ Snapped an 0-for-16 stretch with an eighth-inning single on 4/22 at Cleveland.
- ▶ Recorded his first triple of the season and 70th of his career on 5/17 at Texas, surpassing Charlie Keller (69) for 11th place on the Yankees' all-time triples list...also marked the first triple by a Yankee this season.
- ▶ Collected his 1,400th career hit with a single in the first inning on 5/18 at Texas.
- ▶ Hit his first HR of the season on 6/3 vs. Tampa Bay...was his first HR since 9/17/20 vs. Toronto...recorded multiple XBHs in a game for the first time since 9/19/19 vs. Los Angeles-AL (1 double, 1HR).
- ▶ Hit .409/.517/.909 (9-for-22) with 4R, 3 doubles, 1 triple, 2HR, 5RBI and 6BB in 10 games from 6/3-15...drove in five runs in that 10-game span after recording just 3RBI in his first 45 games of the season.
- ▶ Drove in a run in three straight games from 6/8-12 (3RBI), his longest such streak since a three-game streak from 8/5-7/19.
- ▶ Set a season high with 3H on 6/9 at Minnesota, going 3-for-4 with 2 doubles and 1RBI...marked his first three-hit game since 9/27/20 vs. Miami...recorded 2 doubles in a game for the first time since 8/18/19 vs. Cleveland.
- ▶ Reached based four times on 6/12 at Philadelphia, going 2-for-2 with 1R, 1 triple, 1RBI and 2BB...marked the first time he reached base four times in a game since 5/22/19 at Baltimore (3 doubles, 1BB)...hit an RBI triple in the second inning, his second triple of the season.
- ▶ Reached base a season-high-tying four times on 6/30 vs. Los Angeles-AL...recorded 2RBI, the first time he recorded multiple RBI since 9/17/20 vs. Toronto (also 2RBI)...his fifth-inning single snapped an 0-for-20 stretch.
- ▶ Hit a go-ahead solo HR in the fifth on 7/20 vs. Philadelphia.
- ▶ Recorded a go-ahead sac fly in the 10th inning on 7/22 at Boston...was his seventh career go-ahead RBI in extra innings (first since 7/8/18 at Toronto).
- ▶ Drove in a run in a season-high-tying three straight games from 7/22-24 (also 3G from 6/8-12).
- ▶ Reached base a season-high-tying four times on 8/2 vs. Baltimore...also collected his season-high 3BB, his most in a game since 6/15/19 at Chicago-AL (also 3BB).
- ▶ Recorded a "walk-off" single in the 11th inning on 8/6 vs. Seattle...marked his ninth career "walk-off" hit and his first since a "walk-off" single on 7/29/17 vs. Tampa Bay...was the oldest Yankee (37 years, 347 days) with an RBI "walk-off" hit since Derek Jeter (40 years, 91 days) on 9/25/14 vs. Baltimore in his final game at Yankee Stadium—credit: *Elias*.
- ▶ Set a season high with 3RBI on 8/9 at Kansas City, collecting an RBI single in the 10th inning and a two-run single in the 11th...marked his most RBI in a game since his 3RBI on 9/22/19 vs. Toronto...also reached base a season-high-tying four times.



- ▶ Recorded a season-high eight-game hitting streak from 8/6-15, his longest since a nine-game streak from 9/13-22/19...batted .333/.429/.533 (10-for-30) with 6R, 1 double, 1 triple, 1HR, 5RBI and 5BB over that span.
- ▶ Recorded his 72nd career triple on 8/14 at Chicago-AL, tying Bill Dickey (72) and Mickey Mantle (72) for ninth place on the Yankees' all-time triples list.
- ▶ Reached base safely in 19 straight starts from 8/18-9/18, batting .313/.400/.563 (20-for-64) with 9R, 2 doubles, 1 triple, 4HR, 14RBI, 9BB, 15B and 1HP in that span.
- ▶ Grounded into a double play in the seventh inning on 8/31 vs. Los Angeles for the first time since 9/27/19, snapping a streak of 146 games (with at least 1AB) without GIDP...the streak was the second-longest by a Yankee since 1939 (when GDP data was fully tracked), trailing only Fritz Peterson's 160-game streak from 4/15/66-5/13/71.
- ▶ Hit a game-tying three-run HR in the fifth inning on 9/8 vs. Toronto
- ▶ Hit 2HR in a four-game span from 9/8-11.
- ▶ Hit his 73rd career triple on 9/10 at the Mets, tying Tommy Henrich for eighth place on the Yankees' all-time triples list.
- ▶ Tied his season high with 3H on 9/15 at Baltimore (also 3H on 6/9 at Minnesota)...hit a game-winning, two-run single in the ninth inning...was his 16th career hit in the ninth inning or later that either tied the game or gave the Yankees the lead...was his second such hit of the season (also a "walk-off" single on 8/6 vs. Seattle).
- ▶ Hit a three-run HR in the seventh on 9/17 vs. Cleveland, tying his season high with 3RBI.
- ▶ Hit his 10th HR of the season on 9/30 at Toronto, reaching the 10HR plateau for the sixth time in his career (also 2014-15, '17-19).
- ▶ Reached safely in 28 of his final 32 starts (8/18-10/3), hitting .273/.347/.482 (30-for-110) with 11R, 6 doubles, 1 triple, 5HR, 17RBI, 12BB, 1HP, 1SF and 2SB over that span.
- ▶ 11 of his final 20H of the year went for extra bases (6 doubles, 1 triple, 4HR).
- ▶ Started in CF and batted sixth in the AL Wild Card Game at Boston (0-for-3).
- ▶ Hit .290 (9-for-31) with 3R, 3 doubles, 1HR and 6RBI in 13 spring training games.

## PERSONAL

- ▶ His father, Jerry, played minor league baseball with the Phillies in the 1970s...growing up, helped work on his father's 2,600-acre farm, which produces corn, soybeans and wheat...played golf and tennis as a child, then played baseball and football in high school.
- ▶ Graduated from the College of Charleston and was the highest-drafted player in the school's history after walking on the baseball team...in his senior year at Charleston, led the Cougars with a .447 batting average (122-for-273) and helped guide the team to a 48-15 regular season record and an NCAA tournament berth.
- ▶ Was named the winner of the "Heart and Hustle Award" in 2017, an award presented annually by the MLB Players Alumni Association to honor one Major Leaguer who demonstrates a passion for baseball and embodies the values, spirit and tradition of the game...has been named the Yankees' "Heart and Hustle Award" nominee five times in his career (2010, '13-15, '17), most by a Yankee since the award's inception in 2005.
- ▶ Was named the Yankees' nominee for the 2017 Roberto Clemente Award, his second nomination (also 2016)...the award recognizes a player from each MLB club who "best represents the game of Baseball through extraordinary character, community involvement, philanthropy and positive contributions, both on and off the field"...three Yankees have won the award since its inception in 1971: Derek Jeter (2009), Don Baylor (1985) and Ron Guidry (1984).
- ▶ Wore two pairs of specially designed New Balance cleats (one gold pair, one multi-colored pair) on 9/1/17 vs Boston, which were auctioned off as a fundraiser for Children's Cancer Awareness Month...proceeds from the auction went to Memorial Sloan Kettering Pediatric Center.
- ▶ In 2016, he and his wife hosted a surprise Thanksgiving lunch for 100 active duty members of the 15th Airlift Squadron at Charleston Air Force Base in South Carolina.
- ▶ Was named the 2014 "Ben Epstein - Dan Castellano 'Good Guy'" award winner by members of the New York chapter of the BBWAA...received his award at the annual writers dinner on 1/24/15 in Manhattan.
- ▶ Was named the Yankees' 2014 Hank Aaron Award nominee, recognizing the most outstanding offensive performers in each league...received the Thurman Munson Award in 2014.
- ▶ In 2014, became a charter member of the Taylor Hooton Foundation's Advisory Board, made up exclusively of active Major League players...the foundation educates young people about the dangers of appearance and performance enhancing drugs...as an advisory board member, works to create the most effective ways of educating youth about the dangers of anabolic steroids and other appearance and performance enhancing drugs.
- ▶ Supports Ronald McDonald House in South Carolina and New York...provides lodging and holiday gifts to families living at the house...in December 2013, bought a puppy named "Gardy" for the Ronald McDonald House that is a therapy dog for the children and families...his wife prepares home-cooked meals that are delivered regularly to families staying at the Ronald McDonald House...took part in the Ronald McDonald House's 30th anniversary campaign...also visits with children at Medical University of South Carolina (MUSC) and Maria Fareri Children's Hospital at Westchester Medical Center in Valhalla, N.Y.
- ▶ Supports the Salvation Army and their Angel Tree, providing holiday gifts to children...hosts select groups of children at Yankee Stadium and meets with them before games.
- ▶ Has served as an ambassador for the annual Damon Runyon 5K at Yankee Stadium.
- ▶ Gave free haircuts to underprivileged kids at Jordan's Barber Shop in the Bronx on 7/8/08...makes regular visits to ailing children at NewYork-Presbyterian Morgan Stanley Children's Hospital.



### Gardner's Career Batting Record

| Year                       | Club          | AVG         | G           | AB          | R          | H           | 2B         | 3B        | HR         | RBI        | SH        | SF        | HP        | BB         | SO          | SB         | CS        | E         | OBP         | SLG         |
|----------------------------|---------------|-------------|-------------|-------------|------------|-------------|------------|-----------|------------|------------|-----------|-----------|-----------|------------|-------------|------------|-----------|-----------|-------------|-------------|
| 2005                       | Staten Island | .284        | 73          | 282         | 62         | 80          | 9          | 1         | 5          | 32         | 3         | 5         | 6         | 39         | 49          | 19         | 3         | 0         | .377        | .376        |
| 2006                       | Tampa         | .323        | 63          | 232         | 46         | 75          | 12         | 5         | 0          | 22         | 1         | 0         | 2         | 43         | 51          | 30         | 7         | 0         | .433        | .418        |
|                            | Trenton       | .272        | 55          | 217         | 41         | 59          | 4          | 3         | 0          | 13         | 1         | 4         | 2         | 27         | 39          | 28         | 5         | 0         | .352        | .318        |
| 2007                       | Trenton       | .300        | 54          | 203         | 43         | 61          | 14         | 5         | 0          | 17         | 1         | 4         | 0         | 33         | 32          | 18         | 4         | 1         | .392        | .419        |
|                            | Scranton/WB   | .260        | 45          | 181         | 37         | 47          | 4          | 3         | 1          | 9          | 3         | 0         | 2         | 21         | 43          | 21         | 3         | 2         | .343        | .331        |
| 2008                       | Scranton/WB   | .296        | 94          | 341         | 68         | 101         | 12         | 11        | 3          | 32         | 11        | 3         | 1         | 70         | 76          | 37         | 9         | 0         | .414        | .422        |
|                            | YANKEES       | .228        | 42          | 127         | 18         | 29          | 5          | 2         | 0          | 16         | 3         | 1         | 2         | 8          | 30          | 13         | 1         | 0         | .283        | .299        |
| 2009                       | YANKEES - a   | .270        | 108         | 248         | 48         | 67          | 6          | 6         | 3          | 23         | 6         | 1         | 3         | 26         | 40          | 26         | 5         | 2         | .345        | .379        |
|                            | Scranton/WB   | .091        | 4           | 11          | 3          | 1           | 0          | 0         | 0          | 0          | 0         | 0         | 0         | 5          | 1           | 3          | 0         | 0         | .375        | .091        |
| 2010                       | YANKEES       | .277        | 150         | 477         | 97         | 132         | 20         | 7         | 5          | 47         | 5         | 3         | 5         | 79         | 101         | 47         | 9         | 1         | .383        | .379        |
| 2011                       | YANKEES       | .259        | 159         | 510         | 87         | 132         | 19         | 8         | 7          | 36         | 8         | 2         | 8         | 60         | 93          | 49         | 13        | 5         | .345        | .369        |
| 2012                       | YANKEES - b   | .323        | 16          | 31          | 7          | 10          | 2          | 0         | 0          | 3          | 1         | 0         | 0         | 5          | 7           | 2          | 0         | 2         | .417        | .387        |
|                            | Scranton/WB   | .600        | 2           | 5           | 1          | 3           | 0          | 1         | 0          | 0          | 0         | 0         | 0         | 2          | 1           | 2          | 0         | 0         | .714        | .000        |
|                            | Charleston    | .333        | 1           | 3           | 1          | 1           | 0          | 0         | 0          | 0          | 0         | 0         | 0         | 1          | 1           | 1          | 0         | 0         | .333        | .333        |
| 2013                       | YANKEES       | .273        | 145         | 539         | 81         | 147         | 33         | 10        | 8          | 52         | 7         | 3         | 8         | 52         | 127         | 24         | 8         | 3         | .344        | .416        |
| 2014                       | YANKEES       | .256        | 148         | 555         | 87         | 142         | 25         | 8         | 17         | 58         | 13        | 6         | 56        | 134        | 21          | 5          | 2         | .327      | .422        |             |
| 2015                       | YANKEES       | .259        | 151         | 571         | 94         | 148         | 26         | 3         | 16         | 66         | 8         | 3         | 6         | 68         | 135         | 20         | 5         | 2         | .343        | .399        |
| 2016                       | YANKEES       | .261        | 148         | 547         | 80         | 143         | 22         | 6         | 7          | 41         | 4         | 5         | 8         | 70         | 106         | 16         | 4         | 3         | .351        | .362        |
| 2017                       | YANKEES       | .264        | 151         | 594         | 96         | 157         | 26         | 4         | 21         | 63         | 5         | 3         | 8         | 72         | 122         | 23         | 5         | 0         | .350        | .428        |
| 2018                       | YANKEES       | .236        | 140         | 530         | 95         | 125         | 20         | 7         | 12         | 45         | 4         | 5         | 5         | 65         | 107         | 16         | 2         | 3         | .322        | .368        |
| 2019                       | YANKEES - c   | .251        | 141         | 491         | 86         | 123         | 26         | 7         | 28         | 74         | 0         | 3         | 4         | 52         | 108         | 10         | 2         | 1         | .325        | .503        |
| 2020                       | YANKEES       | .223        | 49          | 130         | 20         | 29          | 5          | 1         | 5          | 15         | 0         | 1         | 1         | 26         | 35          | 3          | 3         | 2         | .354        | .392        |
| 2021                       | YANKEES       | .222        | 140         | 387         | 47         | 86          | 16         | 4         | 10         | 39         | 5         | 6         | 3         | 60         | 100         | 4          | 0         | 1         | .327        | .362        |
| <b>Minor League Totals</b> |               | <b>.290</b> | <b>391</b>  | <b>1475</b> | <b>302</b> | <b>428</b>  | <b>55</b>  | <b>29</b> | <b>9</b>   | <b>125</b> | <b>20</b> | <b>16</b> | <b>13</b> | <b>240</b> | <b>293</b>  | <b>157</b> | <b>31</b> | <b>3</b>  | <b>.390</b> | <b>.385</b> |
| <b>Major League Totals</b> |               | <b>.256</b> | <b>1688</b> | <b>5737</b> | <b>943</b> | <b>1470</b> | <b>251</b> | <b>73</b> | <b>139</b> | <b>578</b> | <b>69</b> | <b>42</b> | <b>67</b> | <b>699</b> | <b>1245</b> | <b>274</b> | <b>64</b> | <b>25</b> | <b>.342</b> | <b>.398</b> |

Selected by the Yankees in the third round of the 2005 First-Year Player Draft.

- a - Placed on the 15-day disabled list from July 26 - September 7, 2009 with a left thumb fracture.
- b - Placed on the 15-day disabled list on April 19, 2012 (retroactive to April 18) with a right elbow strain...was transferred to the 60-day disabled list on June 26 and reinstated on September 25, 2012.
- c - Placed on the 10-day injured list from July 25 (retroactive to July 22) - August 2, 2019 with left knee inflammation.

### Gardner's Postseason Record

| Year                         | Club vs. Opp.           | AVG         | G         | AB         | R         | H         | 2B       | 3B       | HR       | RBI       | SH       | SF       | HP       | BB        | SO        | SB       | CS       | E        | OBP         | SLG         |
|------------------------------|-------------------------|-------------|-----------|------------|-----------|-----------|----------|----------|----------|-----------|----------|----------|----------|-----------|-----------|----------|----------|----------|-------------|-------------|
| 2009                         | NY Yankees vs. MIN (DS) | ---         | 3         | 0          | 0         | 0         | 0        | 0        | 0        | 0         | 0        | 0        | 0        | 0         | 0         | 0        | 0        | 0        | ---         | ---         |
|                              | NY Yankees vs. LAA (CS) | .667        | 6         | 3          | 2         | 2         | 0        | 0        | 0        | 0         | 1        | 0        | 0        | 0         | 0         | 0        | 2        | 0        | .667        | .667        |
|                              | NY Yankees vs. PHI (WS) | .000        | 5         | 10         | 1         | 0         | 0        | 0        | 0        | 0         | 0        | 0        | 0        | 0         | 4         | 0        | 0        | 0        | .000        | .000        |
| 2010                         | NY Yankees vs. MIN (DS) | .200        | 3         | 10         | 1         | 2         | 0        | 0        | 0        | 1         | 0        | 1        | 0        | 1         | 3         | 1        | 0        | 0        | .250        | .200        |
|                              | NY Yankees vs. TEX (DS) | .176        | 6         | 17         | 1         | 3         | 0        | 0        | 0        | 1         | 1        | 0        | 0        | 2         | 5         | 1        | 0        | 0        | .263        | .176        |
| 2011                         | NY Yankees vs. DET (DS) | .412        | 5         | 17         | 3         | 7         | 1        | 0        | 0        | 5         | 0        | 0        | 0        | 1         | 4         | 0        | 0        | 0        | .444        | .471        |
|                              | NY Yankees vs. BAL (DS) | ---         | 2         | 0          | 0         | 0         | 0        | 0        | 0        | 0         | 0        | 0        | 0        | 0         | 0         | 0        | 0        | 0        | ---         | ---         |
|                              | NY Yankees vs. DET (CS) | .000        | 3         | 8          | 0         | 0         | 0        | 0        | 0        | 0         | 0        | 0        | 0        | 0         | 1         | 2        | 0        | 0        | .000        | .000        |
| 2015                         | NY Yankees vs. HOU (WC) | .000        | 1         | 4          | 0         | 0         | 0        | 0        | 0        | 0         | 0        | 0        | 0        | 0         | 3         | 0        | 0        | 0        | .000        | .000        |
| 2017                         | NY Yankees vs. MIN (WC) | .500        | 1         | 4          | 3         | 2         | 0        | 0        | 1        | 1         | 0        | 0        | 0        | 1         | 0         | 0        | 0        | 0        | .600        | .1250       |
|                              | NY Yankees vs. CLE (DS) | .286        | 5         | 21         | 2         | 6         | 1        | 0        | 0        | 2         | 1        | 1        | 0        | 1         | 3         | 1        | 1        | 0        | .304        | .333        |
|                              | NY Yankees vs. HOU (CS) | .148        | 7         | 27         | 2         | 4         | 1        | 0        | 0        | 1         | 0        | 0        | 1        | 1         | 9         | 0        | 0        | 0        | .207        | .185        |
| 2018                         | NY Yankees vs. OAK (WC) | ---         | 1         | 0          | 0         | 0         | 0        | 0        | 0        | 0         | 0        | 0        | 0        | 0         | 0         | 0        | 0        | 0        | ---         | ---         |
|                              | NY Yankees vs. BOS (DS) | .000        | 4         | 8          | 1         | 0         | 0        | 0        | 0        | 1         | 0        | 1        | 0        | 3         | 1         | 0        | 0        | 0        | .250        | .000        |
| 2019                         | NY Yankees vs. MIN (DS) | .250        | 3         | 12         | 3         | 3         | 0        | 0        | 1        | 3         | 0        | 0        | 1        | 1         | 5         | 0        | 0        | 0        | .357        | .500        |
|                              | NY Yankees vs. HOU (CS) | .136        | 6         | 22         | 1         | 3         | 0        | 0        | 0        | 1         | 0        | 0        | 0        | 2         | 10        | 0        | 0        | 0        | .208        | .136        |
| 2020                         | NY Yankees vs. CLE (WC) | .375        | 2         | 8          | 3         | 3         | 1        | 0        | 1        | 3         | 0        | 0        | 0        | 2         | 4         | 0        | 0        | 0        | .500        | .875        |
|                              | NY Yankees vs. TB (DS)  | .364        | 4         | 11         | 3         | 4         | 0        | 0        | 0        | 0         | 0        | 0        | 1        | 2         | 6         | 0        | 0        | 0        | .500        | .364        |
| 2021                         | NY Yankees vs. BOS (WC) | .000        | 1         | 3          | 0         | 0         | 0        | 0        | 0        | 0         | 0        | 0        | 0        | 0         | 3         | 0        | 0        | 0        | .000        | .000        |
| <b>Wild Card Game Totals</b> |                         | <b>.263</b> | <b>6</b>  | <b>19</b>  | <b>6</b>  | <b>5</b>  | <b>1</b> | <b>0</b> | <b>2</b> | <b>4</b>  | <b>0</b> | <b>0</b> | <b>0</b> | <b>3</b>  | <b>10</b> | <b>0</b> | <b>0</b> | <b>0</b> | <b>.364</b> | <b>.632</b> |
| <b>LDS Totals</b>            |                         | <b>.278</b> | <b>29</b> | <b>79</b>  | <b>13</b> | <b>22</b> | <b>2</b> | <b>0</b> | <b>1</b> | <b>12</b> | <b>1</b> | <b>3</b> | <b>2</b> | <b>9</b>  | <b>22</b> | <b>3</b> | <b>1</b> | <b>0</b> | <b>.355</b> | <b>.342</b> |
| <b>LCS Totals</b>            |                         | <b>.156</b> | <b>28</b> | <b>77</b>  | <b>6</b>  | <b>12</b> | <b>1</b> | <b>0</b> | <b>0</b> | <b>3</b>  | <b>2</b> | <b>0</b> | <b>1</b> | <b>5</b>  | <b>25</b> | <b>3</b> | <b>2</b> | <b>0</b> | <b>.217</b> | <b>.169</b> |
| <b>World Series Totals</b>   |                         | <b>.000</b> | <b>5</b>  | <b>10</b>  | <b>1</b>  | <b>0</b>  | <b>0</b> | <b>0</b> | <b>0</b> | <b>0</b>  | <b>0</b> | <b>0</b> | <b>0</b> | <b>4</b>  | <b>0</b>  | <b>0</b> | <b>0</b> | <b>0</b> | <b>.000</b> | <b>.000</b> |
| <b>POSTSEASON TOTALS</b>     |                         | <b>.211</b> | <b>68</b> | <b>185</b> | <b>26</b> | <b>39</b> | <b>4</b> | <b>0</b> | <b>3</b> | <b>19</b> | <b>3</b> | <b>3</b> | <b>3</b> | <b>17</b> | <b>61</b> | <b>6</b> | <b>3</b> | <b>0</b> | <b>.284</b> | <b>.281</b> |

### Gardner's All-Star Game Record

| Year                        | Club, Site             | AVG         | G        | AB       | R        | H        | 2B       | 3B       | HR       | RBI      | SH       | SF       | HP       | BB       | SO       | SB       | CS       | E        | OBP         | SLG         |
|-----------------------------|------------------------|-------------|----------|----------|----------|----------|----------|----------|----------|----------|----------|----------|----------|----------|----------|----------|----------|----------|-------------|-------------|
| 2015                        | NY Yankees, Cincinnati | .000        | 1        | 2        | 0        | 0        | 0        | 0        | 0        | 0        | 0        | 0        | 0        | 0        | 2        | 0        | 0        | 0        | .000        | .000        |
| <b>All-Star Game Totals</b> |                        | <b>.000</b> | <b>1</b> | <b>2</b> | <b>0</b> | <b>0</b> | <b>0</b> | <b>0</b> | <b>0</b> | <b>0</b> | <b>0</b> | <b>0</b> | <b>0</b> | <b>0</b> | <b>2</b> | <b>0</b> | <b>0</b> | <b>0</b> | <b>.000</b> | <b>.000</b> |

### Gardner's Career Fielding Record

| Position | PCT  | G | PO   | A    | E  | TC |      |
|----------|------|---|------|------|----|----|------|
| Outfield | .992 |   | 1633 | 3117 | 79 | 25 | 3221 |

### Gardner's Career Home Run Chart

**MULTI-HOMER GAMES:** 9. **TWO-HOMER GAMES:** 9, last on 9/14/19 at TOR. **GRAND SLAMS:** 4, last on 4/17/19 vs. BOS (Ryan Brasier). **PINCH-HIT HR:** None. **INSIDE-THE-PARK HR:** 2, last on 7/4/10 vs. TOR (Brandon Morrow). **WALK-OFF HR:** 3, last on 7/27/17 vs. TB (Andrew Kittredge). **LEADOFF HR:** 15, last on 4/10/19 at HOU (Colin McHugh).

### Gardner's Career Bests and Streaks

**HITS:** 5, 6/26/09 at NYM. **RUNS:** 5, 7/28/15 at TEX. **2B:** 3, 5/22/19 at BAL. **3B:** 1 - 73 times (last on 9/10/21 at NYM). **HR:** 2 - 9 times (last on 9/14/19 at TOR). **RBI:** 6 - 2 times (last on 6/30/17 at HOU). **BB:** 4 - 2 times (last on 7/7/17 vs. MIL). **SO:** 4 - 3 times (last on 7/29/20 at BAL). **SB:** 3 - 2 times (last on 10/2/10 at BOS-G2). **HIT STREAK:** 14g, 7/18-8/2/17. **"WALK-OFF" HITS:** 9, last on 8/6/21 vs. SEA (single).

Player of the Month: None

Player of the Week: 3 times, last: 6/22-28/15

Rookie of the Month: None



# DOMINGO GERMÁN • RHP

2021 SEASON  
SUMMARY

MANAGER, COACHES  
& STAFF BIOS

FULL  
PLAYER BIOS

ADDITIONAL  
PLAYER BIOS

HISTORICAL STATS &  
POSTSEASON RECORDS

POSTSEASON  
SERIES RECAPS

MINORS &  
2022 SCHEDULE



# 55

**HT:** 6-2 • **WT:** 181 • **BATS:** R • **THROWS:** R  
**BIRTHDATE:** 8/4/92 • **OPENING DAY AGE:** 28  
**BIRTHPLACE:** San Pedro de Macorís, D.R.  
**RESIDES:** San Pedro de Macorís, D.R.  
**M.L. SERVICE:** 3 years, 17 days

## STATUS

- ▶ Was signed by the Yankees as a minor league free agent on December 11, 2015.

## CAREER NOTES

- ▶ Won 18 games in 2019, nine times as many wins as he totaled in 28 games (14 starts) in his first two Major League seasons (2017-18).
- ▶ Has held opponents to a .206 BA (123-for-596) at Yankee Stadium compared to .255 BA (183-for-718) on the road.
- ▶ Has a 3.42 ERA (47.1IP, 18ER) in 21 career relief appearances.
- ▶ Has made two career Opening Day rosters (2019, '21).

## 2021

- ▶ Made 22 appearances (18 starts), going 4-5 with a 4.58 ERA (98.1IP, 89H, 52R/50ER, 27BB, 98K, 17HR) over three stints (4/1-10, 4/22-8/1, 9/22-10/3)...made his second career Opening Day roster (also 2019)...held opponents to a .234 BA (89-for-380), 17HR; LH (37-for-173), 7HR; RH (52-for-207), 10HR).
- ▶ In 18 starts, went 4-5 with a 4.25 ERA (91.0IP, 81H, 45R/43ER, 25BB, 88K, 16HR)...allowed 3ER-or-fewer in 15-of-18 starts and 2R-or-fewer in 10 of those starts.
- ▶ In four relief outings, posted an 8.59 ERA (7.1IP, 8H, 7ER, 2BB, 10K, 1HR) without recording a decision...surrendered 2ER-or-more in three of his four relief appearances.
- ▶ Allowed at least 1HR in 12 straight starts (7/18/19-4/10/21), surrendering 21HR in his starts over the stretch...was tied for the second-longest home run streak by a Yankees starter in franchise history (also Iván Nova and Phil Hughes) behind a 14-start stretch by Dennis Rasmussen from 7/10-9/29/86.
- ▶ Made his season debut on 4/4 vs. Toronto, allowing 2HR in 3.0IP (4H, 3ER, 1BB, 2K) and taking the loss...surrendered a solo HR to Vladimir Guerrero Jr. and a two-run HR to Randal Grichuk, both in the second inning...his 3.0IP marked his shortest outing as a starter since 9/29/18 at Boston (1.1IP)...was his first Major League outing since a 2.1-inning relief appearance on 9/18/19 vs. Los Angeles-AL (1H, 0R, 2BB, 2K).
- ▶ Was optioned to the Alternate Site from 4/10-22...pitched in an exhibition game on 4/17 against the Phillies at their Alternate Site (5.0IP, 2H, 1R/0ER, 2K, 2HP).
- ▶ Went 4-0 with a 1.93 ERA (37.1IP, 8ER) and 35K in six starts from 4/22-5/20...had the sixth-lowest ERA among AL starters (min. 5GS) in that span.
- ▶ Had a 12.0 scoreless inning streak from the second inning on 4/22 at Cleveland through the seventh inning on 4/28 at Baltimore...was the second-longest scoreless streak of his career, trailing his 15.0-inning stretch from 4/26-5/12/18.
- ▶ Recorded exactly 6K in five consecutive starts from 4/22-5/15...his five straight starts with at least 6K matched the longest stretch in his career (also 5/26-7/12/19)...was tied for the second-longest stretch (since 1901) that a starter has struck exactly six batters in five consecutive games, trailing only former Yankee Whitey Ford who did so in six straight starts from 7/20(G2)-8/13/58.
- ▶ The Yankees went 7-1 in his eight starts from 4/22-6/1, going 4-1 with a 2.44 ERA (48.0IP, 13ER) in that span.
- ▶ Earned his first win of the season and recorded a season-high 6.0IP and 6K (7H, 3R/2ER, 1BB, 0HR) on 4/22 at Cleveland...was recalled from the Alternate Site prior to the game...was his first Major League win since a 9/12/19 relief appearance at Detroit.
- ▶ Recorded his second win of the season and did not allow a run in a career-high-tying 7.0 innings on 4/28 at Baltimore (3H, 1BB, 6K)...was the fifth time in his career (third vs. Baltimore) he has tossed 7.0 innings in a game (first since 8/13/19 vs. Baltimore)...marked the longest scoreless start of his career (previous: 6.0IP - 2x, 7/12/19 vs. Toronto and 5/6/18 vs. Cleveland)...retired 14 of his first 15 batters faced (1BB) and did not allow a hit until the fifth inning (single to Ryan Mountcastle)...tossed a season-high 92 pitches in the win, his most in a game since 9/6/19 at Boston (also 92).
- ▶ Did not record a win in each of his last 10 starts of the regular season from 5/27-7/31...marked the longest winless start streak of his career (previous: six games, 6/24-9/29/18 and 5/6/18-6/9/18).



- ▶ Allowed a season-high 7ER (4.1IP, 10H, 1BB, 2K) and recorded his fourth loss on the year on 6/16 at Philadelphia... his 10H allowed were the most in his career (previous: 9H, three times)...was tied for the second-most runs he has allowed in a game in his career, trailing only his 8R/ER surrendered on 7/23/19 at Minnesota (also allowed 7R/ER on 5/26/19 at Kansas City)...marked the first time a Yankee starter has allowed 7ER since James Paxton on 7/26/19 at Boston (7ER).

| GERMÁN'S 2021 PITCHING LINES |            |             |            |           |           |           |           |           |           |       |             |                 |
|------------------------------|------------|-------------|------------|-----------|-----------|-----------|-----------|-----------|-----------|-------|-------------|-----------------|
| Date/Opp                     | Score      | W/L         | IP         | H         | R         | ER        | HR        | BB        | K         | NP/S  | ERA         | Left Game       |
| 4/4 vs. TOR                  | 1-3        | L           | 3.0        | 4         | 3         | 3         | 2         | 1         | 2         | 68/44 | 9.00        | Trailing 3-0    |
| 4/10 at TB*                  | 0-4        | L           | 4.0        | 8         | 4         | 4         | 2         | 1         | 5         | 79/56 | 9.00        | Trailing 4-0    |
| 4/22 at CLE*                 | 6-3        | W           | 6.0        | 7         | 3         | 2         | 0         | 1         | 6         | 90/57 | 6.23        | Leading 5-3     |
| 4/28 at BAL                  | 7-0        | W           | <b>7.0</b> | 3         | 0         | 0         | 0         | 1         | 6         | 92/63 | 4.05        | Leading 7-0     |
| 5/4 vs. HOU                  | 7-3        | ND          | 5.0        | 4         | 3         | 3         | 2         | 1         | 6         | 83/51 | 4.32        | Tied 3-3        |
| 5/9 vs. WAS                  | 3-2        | ND          | 6.1        | 5         | 2         | 2         | 1         | 1         | 6         | 80/54 | 4.02        | Tied 2-2        |
| 5/15 at BAL                  | 8-2        | W           | 6.0        | 4         | 1         | 1         | 0         | 2         | 6         | 80/53 | 3.62        | Leading 8-1     |
| 5/20 at TEX                  | 2-0        | W           | <b>7.0</b> | 6         | 0         | 0         | 0         | 0         | 5         | 87/61 | 3.05        | Leading 2-0     |
| 5/27 vs. TOR (G1)*           | 0-2        | L           | 5.2        | 3         | 2         | 2         | 2         | 2         | 5         | 99/58 | 3.06        | Trailing 2-0    |
| 6/1 vs. TB*                  | 5-3        | ND          | 5.0        | 3         | 3         | 3         | 2         | 0         | 5         | 86/63 | 3.27        | Tied 3-3        |
| 6/6 vs. BOS*                 | 5-6 (10)   | ND          | 5.2        | 3         | 1         | 1         | 1         | 2         | 3         | 84/57 | 3.12        | Leading 3-1     |
| 6/13 at PHI*                 | 0-7        | L           | 4.1        | <b>10</b> | <b>7</b>  | <b>7</b>  | 0         | 1         | 2         | 82/58 | 3.88        | Trailing 5-0    |
| 6/19 vs. OAK*                | 7-5        | ND          | 4.0        | 7         | 4         | 4         | 2         | 2         | 6         | 66/45 | 4.17        | Trailing 4-1    |
| 6/25 at BOS                  | 3-5        | L           | 4.0        | 5         | 4         | 3         | 0         | 1         | 3         | 72/46 | 4.32        | Trailing 4-3    |
| 6/30 vs. LAA                 | 8-11       | ND          | 3.0        | 3         | 3         | 3         | 1         | <b>3</b>  | 2         | 72/43 | 4.50        | Leading 7-3     |
| 7/7 at SEA                   | 5-4        | -           | 3.0        | 3         | 3         | 3         | 1         | 0         | 5         | 47/34 | 4.67        | <i>*relief*</i> |
| 7/11 at HOU                  | 7-8        | -           | 2.0        | 3         | 2         | 2         | 0         | 0         | 2         | 34/23 | 4.78        | <i>*relief*</i> |
| 7/16 vs. BOS                 | 0-4        | -           | 1.0        | 1         | 0         | 0         | 0         | 0         | 0         | 17/13 | 4.72        | <i>*relief*</i> |
| 7/20 vs. PHI                 | 6-4        | ND          | 4.0        | 3         | 2         | 2         | 1         | <b>3</b>  | 5         | 70/41 | 4.71        | Trailing 2-1    |
| 7/25 at BOS                  | 4-5        | ND          | <b>7.0</b> | 1         | 1         | 1         | 0         | 1         | <b>10</b> | 93/65 | 4.45        | Leading 4-0     |
| 7/31 at MIA                  | 4-2        | ND          | 4.0        | 2         | 2         | 2         | 0         | 2         | 5         | 66/41 | 4.45        | Tied 2-2        |
| 10/1 vs. TB                  | 3-4        | -           | 1.1        | 1         | 2         | 2         | 0         | 2         | 3         | 32/16 | 4.58        | <i>*relief*</i> |
| <b>Totals (22G/18GS)</b>     | <b>4-5</b> | <b>98.1</b> | <b>89</b>  | <b>52</b> | <b>50</b> | <b>17</b> | <b>27</b> | <b>98</b> |           |       | <b>4.58</b> |                 |
| <b>As Starter (18GS)</b>     | <b>4-5</b> | <b>91.0</b> | <b>81</b>  | <b>45</b> | <b>43</b> | <b>16</b> | <b>25</b> | <b>88</b> |           |       | <b>4.25</b> |                 |
| <b>As Reliever (4G)</b>      | <b>0-0</b> | <b>7.1</b>  | <b>8</b>   | <b>7</b>  | <b>7</b>  | <b>1</b>  | <b>2</b>  | <b>10</b> |           |       | <b>8.59</b> |                 |

\*start came after a team loss / **Bold** - season high / *italics* - relief

- ▶ Made three consecutive relief outings from 7/7-16, marking the first time he has made three straight relief outings since he made 12 straight relief outings to start his career (6/11/17-5/1/18).
- ▶ Was scratched from his scheduled start on 7/7 at Seattle after undergoing an emergency root canal...appeared in relief later in the game, allowing 3ER in 3.0 innings (3H, 5K, 1HR)...marked his first relief appearance since 9/18/19 vs. Los Angeles-AL (2.1IP, 1H, 2BB, 2K).
- ▶ On 7/25 at Boston, allowed 1H over 7.0 innings (1ER, 1BB, 10K)...had tossed 7.0-hitless inning (issued a walk to Hunter Renfroe in the third) before allowing a leadoff double to Alex Verdugo in the eighth inning...matched his season high in innings pitched (also 4/28 at Baltimore and 5/20 at Texas) and collected a career-high-tying 10K in the start (also recorded 10K on 6/14/18 vs. Tampa Bay)...recorded four strikeouts in the seventh inning, becoming the fourth Yankee (and second this season) in the Expansion Era (since 1961) to accomplish the feat, joining Jonathan Loáisiga on 6/25/21 at Boston, Phil Hughes on 9/20/12 vs. Toronto (fourth inning) and A.J. Burnett on 6/24/11 vs. Colorado (sixth inning).
- ▶ Allowed 2ER in 4.0 innings (2H, 2BB, 5K) in his start on 7/31 at Miami...was placed on the injured listed the following day on 8/1 with right shoulder inflammation...missed 49 team games before being reinstated from the 10-day injured list on 9/21...appeared in two rehab appearances (both in relief) with Triple-A Scranton/Wilkes-Barre from 9/14-18, going 1-0 with a 2.25 ERA (4.0IP, 1ER), 2BB and 7K.
- ▶ Made his first appearance since returning from the injured list on 10/1 vs. Tampa Bay, allowing 2ER over 1.1 innings of relief (1H, 2BB, 3K).
- ▶ In four official spring training starts, went 0-1 with a 1.38 ERA (13.0IP, 2ER) and 17K...did not allow a run over his first three outings...last pitched on 3/29 vs. Detroit, taking the loss after allowing 2ER in 4.0IP (4H, 0BB, 1HR, 4K).

## PERSONAL

- ▶ Full name is Domingo Polanco Germán (pronounced "hurr-MAHN").



## Germán's Career Pitching Record

| Year                       | Club             | W         | L         | ERA         | G          | GS        | CG       | SHO      | SV       | IP                              | H          | R          | ER         | HR        | HP        | BB         | SO         | WP        | BK       |
|----------------------------|------------------|-----------|-----------|-------------|------------|-----------|----------|----------|----------|---------------------------------|------------|------------|------------|-----------|-----------|------------|------------|-----------|----------|
| 2010                       | DSL Marlins      | 2         | 3         | 3.69        | 18         | 0         | 0        | 0        | 6        | 46.1                            | 29         | 22         | 19         | 1         | 7         | 27         | 43         | 4         | 0        |
| 2011                       | DSL Marlins      | 2         | 1         | 1.82        | 8          | 6         | 0        | 0        | 0        | 34.2                            | 38         | 19         | 7          | 0         | 6         | 13         | 40         | 5         | 0        |
| 2012                       | GCL Marlins      | 2         | 0         | 1.61        | 13         | 0         | 0        | 0        | 0        | 22.1                            | 17         | 5          | 4          | 0         | 0         | 16         | 29         | 2         | 0        |
| 2013                       | GCL Marlins      | 3         | 0         | 1.38        | 5          | 5         | 0        | 0        | 0        | 26.0                            | 15         | 4          | 4          | 1         | 2         | 5          | 27         | 0         | 0        |
|                            | Batavia          | 2         | 3         | 1.76        | 8          | 8         | 0        | 0        | 0        | 41.0                            | 33         | 14         | 8          | 0         | 4         | 5          | 34         | 2         | 1        |
| 2014                       | Greensboro - a   | 9         | 3         | 2.48        | 25         | 25        | 0        | 0        | 0        | 123.1                           | 116        | 43         | 34         | 6         | 11        | 25         | 113        | 9         | 1        |
| 2015                       |                  |           |           |             |            |           |          |          |          | Did Not Pitch - b               |            |            |            |           |           |            |            |           |          |
| 2016                       | Charleston       | 1         | 1         | 3.12        | 5          | 5         | 0        | 0        | 0        | 26.0                            | 15         | 11         | 9          | 2         | 2         | 2          | 18         | 2         | 0        |
|                            | Tampa            | 0         | 2         | 3.04        | 5          | 5         | 0        | 0        | 0        | 23.2                            | 26         | 10         | 8          | 1         | 1         | 9          | 20         | 4         | 1        |
| 2017                       | Trenton          | 1         | 4         | 3.00        | 6          | 6         | 1        | 0        | 0        | 33.0                            | 32         | 13         | 11         | 4         | 2         | 10         | 38         | 2         | 0        |
|                            | Scranton/WB      | 7         | 2         | 2.83        | 14         | 13        | 0        | 0        | 0        | 76.1                            | 59         | 26         | 24         | 5         | 6         | 22         | 81         | 4         | 0        |
|                            | YANKEES          | 0         | 1         | 3.14        | 7          | 0         | 0        | 0        | 0        | 14.1                            | 11         | 6          | 5          | 1         | 0         | 9          | 18         | 3         | 0        |
| 2018                       | YANKEES          | 2         | 6         | 5.57        | 21         | 14        | 0        | 0        | 0        | 85.2                            | 81         | 55         | 53         | 15        | 5         | 33         | 102        | 7         | 1        |
|                            | Scranton/WB      | 0         | 0         | 18.00       | 1          | 1         | 0        | 0        | 0        | 1.0                             | 2          | 2          | 2          | 1         | 0         | 0          | 0          | 0         | 0        |
|                            | GCL Yankees East | 0         | 1         | 33.75       | 1          | 0         | 0        | 0        | 0        | 1.1                             | 3          | 5          | 5          | 1         | 0         | 2          | 2          | 2         | 0        |
|                            | Tampa            | 0         | 0         | 0.00        | 2          | 2         | 0        | 0        | 0        | 6.0                             | 3          | 1          | 0          | 0         | 0         | 2          | 8          | 0         | 0        |
| 2019                       | YANKEES - c, d   | 18        | 4         | 4.03        | 27         | 24        | 0        | 0        | 0        | 143.0                           | 125        | 69         | 64         | 30        | 5         | 39         | 153        | 5         | 0        |
|                            | Scranton/WB      | 0         | 0         | 9.00        | 1          | 1         | 0        | 0        | 0        | 4.0                             | 4          | 4          | 2          | 0         | 2         | 5          | 0          | 0         | 0        |
| 2020                       | YANKEES - e      |           |           |             |            |           |          |          |          | Did Not Pitch - Restricted List |            |            |            |           |           |            |            |           |          |
| 2021                       | YANKEES - f      | 4         | 5         | 4.58        | 22         | 18        | 0        | 0        | 0        | 98.1                            | 89         | 52         | 50         | 17        | 2         | 27         | 98         | 3         | 1        |
|                            | Scranton/WB      | 1         | 0         | 2.25        | 2          | 0         | 0        | 0        | 0        | 4.0                             | 4          | 1          | 1          | 0         | 0         | 2          | 7          | 0         | 0        |
| <b>Minor League Totals</b> |                  | <b>30</b> | <b>20</b> | <b>2.69</b> | <b>114</b> | <b>77</b> | <b>1</b> | <b>0</b> | <b>6</b> | <b>469.0</b>                    | <b>396</b> | <b>180</b> | <b>140</b> | <b>24</b> | <b>41</b> | <b>142</b> | <b>465</b> | <b>36</b> | <b>3</b> |
| <b>Major League Totals</b> |                  | <b>24</b> | <b>16</b> | <b>4.54</b> | <b>77</b>  | <b>56</b> | <b>0</b> | <b>0</b> | <b>0</b> | <b>341.1</b>                    | <b>306</b> | <b>182</b> | <b>172</b> | <b>63</b> | <b>12</b> | <b>108</b> | <b>371</b> | <b>18</b> | <b>2</b> |

Signed by the Florida Marlins as a non-drafted free agent on August 8, 2009.

a - Acquired by the Yankees from the Miami Marlins along with RHP Nathan Eovaldi and INF Garrett Jones in exchange for RHP David Phelps and INF Martin Prado on December 19, 2014.

b - Placed on the 60-day disabled list from September 1 - November 4, 2015 recovering from "Tommy John" surgery.

c - Placed on the 10-day injured list from June 9 (retroactive to June 8) - July 3, 2019 with a left hip flexor strain.

d - Placed on administrative leave by the Office of the Commissioner of Baseball and placed on the restricted list on September 19, 2019.

e - Missed the 2020 season on the restricted list serving the remainder of an 81-game suspension from 2019.

f - Placed on the 10-day injured list from August 1 - September 22, 2021 with right shoulder inflammation.

## Germán's Postseason Record

| Year                      | Club vs. Opp.           | W | L | ERA | G | GS | CG | SHO | SV | IP | H | R | ER | HR | HP | BB | SO | WP | BK |
|---------------------------|-------------------------|---|---|-----|---|----|----|-----|----|----|---|---|----|----|----|----|----|----|----|
| 2021                      | NY Yankees vs. BOS (WC) |   |   |     |   |    |    |     |    |    |   |   |    |    |    |    |    |    |    |
| On Roster - Did Not Pitch |                         |   |   |     |   |    |    |     |    |    |   |   |    |    |    |    |    |    |    |
| <b>Wild Card Totals</b>   |                         | - | - | -   | - | -  | -  | -   | -  | -  | - | - | -  | -  | -  | -  | -  | -  | -  |
| <b>POSTSEASON TOTALS</b>  |                         | - | - | -   | - | -  | -  | -   | -  | -  | - | - | -  | -  | -  | -  | -  | -  | -  |

## Germán's Career Fielding Record

| Position | PCT  | G  | PO | A  | E | TC | DP |
|----------|------|----|----|----|---|----|----|
| Pitcher  | .872 | 77 | 11 | 23 | 5 | 39 | 1  |

## Germán's Regular Season Batting Record

| Year                       | Team       | AVG         | G         | AB        | R        | H        | 2B       | 3B       | HR       | RBI      | SH       | SF       | HP       | BB       | SO        | SB       | CS       |
|----------------------------|------------|-------------|-----------|-----------|----------|----------|----------|----------|----------|----------|----------|----------|----------|----------|-----------|----------|----------|
| 2021                       | NY Yankees | .000        | 22        | 2         | 0        | 0        | 0        | 0        | 0        | 0        | 1        | 0        | 0        | 0        | 2         | 0        | 0        |
| <b>Major League Totals</b> |            | <b>.000</b> | <b>77</b> | <b>11</b> | <b>0</b> | <b>0</b> | <b>0</b> | <b>0</b> | <b>0</b> | <b>0</b> | <b>1</b> | <b>0</b> | <b>0</b> | <b>1</b> | <b>10</b> | <b>0</b> | <b>0</b> |

## Germán's Career Bests and Streaks

**COMPLETE GAMES:** None. **LOW-HIT COMPLETE GAME:** None. **IP (START):** 7.0 - 7 times (last on 7/25/21 at BOS). **IP (RELIEF):** 4.0 - 3 times (last on 9/12/19-G2 at DET). **HITS:** 10, 6/13/21 at PHI. **RUNS:** 8, 7/23/19 at MIN. **BB:** 5, 4/1/19 vs. DET. **SO:** 10 - 2 times (last on 7/25/21 at BOS). **HR:** 4, 5/26/19 at KC. **WINNING STREAK:** 7g, 7/3-8/13/19. **LOSING STREAK:** 5g, 10/1/17-6/4/18. **SCORELESS STREAK (IP):** 15.0, 4/26-5/12/18.

**Pitcher of the Month:** None

**Player of the Week:** None

**Rookie of the Month:** None



# LUIS GIL • RHP

# 81

**HT:** 6-2 • **WT:** 185 • **BATS:** R • **THROWS:** R  
**BIRTHDATE:** 6/3/98 • **OPENING DAY AGE:** 22  
**BIRTHPLACE:** Azua, D.R.  
**RESIDES:** Azua, D.R.  
**M.L. SERVICE:** 15 days (Rookie)



## STATUS

- Acquired by the Yankees from the Minnesota Twins in exchange for OF Jake Cave on March 16, 2018.

## 2021

- Saw his first Major League action, going 1-1 with a 3.07 ERA (29.1IP, 20H, 11R/10ER, 19BB, 38K, 4HR) in six starts with the Yankees over five stints (8/3, 8/8, 8/17, 9/8-18, 10/3)...opponents hit .183 (20-for-109, 4HR); LH .167 (7-for-42, 1HR); RH .194 (13-for-67, 3HR).
- Made all six of his starts at home.
- Recorded a career-opening 18.2 scoreless inning streak from 8/3-9/8...according to *Elias*, was the longest career-opening scoreless streak by a Yankee in franchise history, surpassing Slow Joe Doyle's career-opening 18.0-inning streak from 8/25(G1)-30(G1)/1906...according to *Elias*, Gil's career-opening 18.2 scoreless inning streak was the longest career-opening scoreless streak by a Major League pitcher since Carson Smith's 19.1 scoreless inning streak from 9/11/14-5/3/15.

| GIL'S 2021 PITCHING LINES |          |     |            |             |           |           |           |          |           |               |             |              |
|---------------------------|----------|-----|------------|-------------|-----------|-----------|-----------|----------|-----------|---------------|-------------|--------------|
| Date/Opp                  | Score    | W/L | IP         | H           | R         | ER        | HR        | BB       | K         | NP/S          | ERA         | Left Game    |
| 8/3 vs. BAL*              | 13-1     | W   | <b>6.0</b> | 4           | 0         | 0         | 0         | 1        | 6         | 88/62         | 0.00        | Leading 9-0  |
| 8/8 vs. SEA               | 0-2      | ND  | 5.0        | 2           | 0         | 0         | 0         | 2        | <b>8</b>  | 92/59         | 0.00        | Tied 0-0     |
| 8/17 vs. BOS (G2)         | 2-0      | ND  | 4.2        | 3           | 0         | 0         | 0         | 4        | 4         | 71/44         | 0.00        | Leading 2-0  |
| 9/8 vs. TOR*              | 3-6      | ND  | 3.1        | 1           | 3         | 3         | 0         | <b>7</b> | 6         | 91/47         | 1.42        | Trailing 3-0 |
| 9/13 vs. MIN*             | 6-5 (10) | ND  | <b>6.0</b> | <b>7</b>    | <b>5</b>  | <b>5</b>  | <b>3</b>  | <b>1</b> | <b>8</b>  | <b>102/63</b> | 2.88        | Trailing 5-0 |
| 9/18 vs. CLE              | 3-11     | L   | 4.1        | 3           | 3         | 2         | 1         | 4        | 6         | 88/50         | 3.07        | Trailing 1-0 |
| <b>Totals (6GS)</b>       |          |     | <b>1-1</b> | <b>29.1</b> | <b>20</b> | <b>11</b> | <b>10</b> | <b>4</b> | <b>19</b> | <b>38</b>     | <b>3.07</b> |              |

\*start came after a team loss / **Bold** - season high

- According to *Elias*, was the first Major League pitcher since 1893, which was the first season the mound-to-plate distance was 60 feet 6 inches, to toss at least 4.2 scoreless innings in each of his first three career appearances...*Elias* also confirmed that he was the second pitcher in Major League history to toss 4.2 scoreless innings in each of his first three career starts, joining Philadelphia Phillies' George McQuillan, who did so in his first three career starts in 1907 (made his first career appearance as a reliever)...according to the YES Network, he was the only Major League pitcher since 1901 to not allow a run and record at least 15K through his first three Major League games.
- Allowed just 3R total over his first four career starts from 8/3-9/8, becoming the first Yankees pitcher to start his first four Major League appearances and allow just 3R total over those first four starts (the previous record was 5R by Chase Whitley in 2014 and Slow Joe Doyle in 1906)...according to *Elias*, he was just the second Yankee in franchise history to allow 3R-or-fewer over his first four Major League starts, joining Cliff Markle (3R in his first four starts from 9/23/1915 to 4/26/1916).
- Recorded at least 6K in five of his first six Major League starts, becoming just the fifth Yankee in franchise history to accomplish the feat...joins Deivi García, Masahiro Tanaka, Jose Contreras and Al Leiter (also five games).
- His 38K through his first six appearances are the fourth-most by a Yankee through his first six Major League games, trailing only Masahiro Tanaka (51K), Al Leiter (46K) and Orlando Hernandez (42K).
- Made his Major League debut on 8/3 vs. Baltimore and earned the win, tossing 6.0 scoreless innings (4H, 1BB, 6K)...struck out Ramón Urias swinging in the first inning for his first Major League strikeout...according to *Elias*, he was just the seventh starting pitcher in franchise history (and second since 1935) to toss at least 6.0 scoreless innings in his Major League debut, joining Sam Miltello (7.0IP on 8/9/92 vs. Boston), Vito Tamulis (9.0IP on 9/25/34 at Philadelphia-AL), Russ Van Atta (9.0IP on 4/25/33 at Washington-AL), Pete Wilson (9.0IP on 9/15/1908 at Boston), Tacks Neuer (9.0IP on 8/28/1907-G2 vs. Boston) and Slow Joe Doyle (9.0IP on 8/25/1906-G1 vs. Cleveland)...among the group, joined Vito Tamulis (9.0IP, 1BB) as the only two to issue 1BB-or-fewer (Gil-1BB)...was just the third Yankees starter to toss at least 6.0 scoreless innings and surrender 4H-or-fewer in his Major League debut, joining Sam Miltello on 8/9/92 vs. Boston (7.0IP, 1H) and Tacks Neuer on 8/28/1907-G2 vs. Boston (9.0IP, 3H)...was just the second Yankees pitcher in the last three seasons (since 2019) to make his big league debut as a starter (also Deivi García on 8/30/20-G2 vs. the Mets)...at 23 years, 61 days, was the youngest Major League pitcher to throw 6.0 scoreless innings in his Major League debut since Texas' Brock Burke on 8/20/19-G2 vs. Los Angeles-AL (23 years, 16 days)...was the first Yankees starter to earn the win in his Major League debut since Jonathan Loáisiga on 6/15/18 vs. Tampa Bay (5.0IP, 3H, OR, 4BB, 6K)...was the first Yankees pitcher to earn the win in his Major League debut since Nick Nelson on 8/1/20 vs. Boston (3.0IP, 2BB, 4K).
- Made his Major League debut along with relievers Stephen Ridings and Brody Koerner on 8/3 vs. Baltimore...according to *Elias*, it marked the first time the Yankees had at least three players make their Major League debut in the same game since 9/18/08 vs. Chicago-AL (Francisco Cervelli, Juan Miranda, Humberto Sanchez)...it marked just the second time in Yankees history that the Yankees had three pitchers make their big league debut in the same game (also 9/26/50 vs. Washington-AL - Lew Burdette, Dave Madison, Ernie Nevel).



- ▶ Made his second career start on 8/8 vs. Seattle and did not record a decision despite tossing 5.0 scoreless innings...was just the second Yankees pitcher in franchise history to toss at least 5.0 scoreless innings in each of his first two career appearances or starts, joining Slow Joe Doyle, who tossed complete-game shutouts in each of his first two Major League appearances (8/25/1906-G1 vs. CLE and 8/30/1906-G1 vs. Washington-AL)... was the first Major League pitcher to toss 5.0 scoreless innings in each of his first two career appearances or starts since Miami's Jordan Yamamoto in 2019 (tossed 7.0 scoreless innings on 6/12/19 vs. St. Louis and 7.0 scoreless innings on 6/18/19 at St. Louis)...was the eighth Yankees pitcher in franchise history to toss 5.0 scoreless innings and allow 2H-or-fewer within his first two Major League appearances... joined Phil Hughes (6.1IP and 0H on 5/1/07 at Texas), Sam Milittello (7.0IP and 1H on 8/9/92 vs. Boston), Steve Roser (5.0IP and 2H on 5/14/44-G1 vs. Cleveland), Hank Borowy (5.0IP and 0H on 4/18/42 vs. Boston), Johnny Allen (5.2IP and 0H on 5/3/32 at Washington-AL), Ruben Manning (8.0IP and 2H on 4/23/1908 at Philadelphia-AL) and Slow Joe Doyle (9.0IP and 2H on 8/30/1906-G1 vs. Washington-AL).
- ▶ Made his third career start in Game 2 of a doubleheader on 8/17 vs. Boston and did not factor in the decision in the Yankees' 2-0 victory, tossing 4.2 scoreless innings (3H, 4BB, 4K)...according to *Elias*, became the first Major League pitcher since 1893, which was the first season the mound-to-plate distance was 60 feet 6 inches, to toss at least 4.2 scoreless innings in each of his first three career appearances...*Elias* also confirmed that he is the second pitcher in Major League history to toss 4.2 scoreless innings in each of his first three career starts, joining Philadelphia Phillies' George McQuillan who did so in his first three career starts in 1907 (made his first career appearance as a reliever)...according to the YES Network, he was the only Major League pitcher since 1901 to not allow a run and record at least 15K through his first three Major League games.
- ▶ Made his fourth career start on 9/8 vs. Toronto and did not factor in the decision after allowing 3ER in 3.1IP (1H, 7BB, 6K)...issued a career-high 7BB, the most walks by a Yankee in a game since Joba Chamberlain on 8/6/09 vs. Boston (also 7BB)...had his career-opening 18.2 scoreless inning streak snapped.
- ▶ Allowed a career-high 5ER on 9/13 vs. Minnesota (6.0IP, 7H, 1BB, 8K, 3HR)...allowed a career-high 3HR after not allowing a HR in his first four starts...his 8K matched his career high (also 8K on 8/8 vs. Seattle).
- ▶ Took his first career loss on 9/18 vs. Cleveland (4.1IP, 3H, 3R/2ER, 4BB, 6K, 1HR, 1HP).
- ▶ Combined with Double-A Somerset and Triple-A Scranton/Wilkes-Barre to go 5-1 with one save and a 3.97 ERA (79.1IP, 59H, 37R/35ER, 45BB, 117K) in 20 games (17 starts)...was 1-1 with a 2.64 ERA (30.2IP, 24H, 11R/9ER, 13BB, 50K, 2HR) in seven starts with Double-A Somerset before being promoted to Triple-A Scranton/WB on 6/15...in 13 games (10 starts) with the RailRiders, went 4-0 with one save and a 4.81 ERA (48.2IP, 35H, 26ER, 32BB, 67K, 7HR).
- ▶ Was named the Triple-A East "Pitcher of the Week" for 7/19-25 after tossing 6.0 hitless innings on 7/21 vs. Rochester (2BB, 9K)...had combined with RHP Reggie McClain (2.0IP, 2K) and RHP Stephen Ridings (1.0IP) to throw a team no-hitter.
- ▶ Entering the 2021 season, was tabbed by *Baseball America* as the Yankees' No. 4 prospect and as having the "Best Fastball" among Yankees farmhands.
- ▶ Made two spring training appearances with the Yankees, tossing 2.0 scoreless innings in relief (3K).

## PERSONAL

- ▶ Full name is Luis Ángel Gil (pronounced "HEEL").

### Gil's Career Pitching Record

| Year                       | Club          | W         | L         | ERA         | G         | GS        | CG       | SHO      | SV       | IP                             | H          | R          | ER        | HR        | HP       | BB         | SO         | WP        | BK       |
|----------------------------|---------------|-----------|-----------|-------------|-----------|-----------|----------|----------|----------|--------------------------------|------------|------------|-----------|-----------|----------|------------|------------|-----------|----------|
| 2015                       | DSL Twins     | 1         | 2         | 4.63        | 16        | 0         | 0        | 0        | 2        | 23.1                           | 15         | 15         | 12        | 2         | 1        | 26         | 24         | 5         | 0        |
| 2016                       |               |           |           |             |           |           |          |          |          | Did Not Pitch                  |            |            |           |           |          |            |            |           |          |
| 2017                       | DSL Twins     | 0         | 2         | 2.59        | 14        | 14        | 0        | 0        | 0        | 41.2                           | 31         | 15         | 12        | 2         | 5        | 20         | 49         | 5         | 0        |
| 2018                       | Pulaski - a   | 2         | 1         | 1.37        | 10        | 10        | 0        | 0        | 0        | 39.1                           | 21         | 10         | 6         | 1         | 0        | 25         | 58         | 8         | 0        |
|                            | Staten Island | 0         | 2         | 5.40        | 2         | 2         | 0        | 0        | 0        | 6.2                            | 11         | 7          | 4         | 1         | 0        | 6          | 10         | 3         | 1        |
| 2019                       | Charleston    | 4         | 5         | 2.39        | 17        | 17        | 0        | 0        | 0        | 83.0                           | 60         | 29         | 22        | 1         | 4        | 39         | 112        | 13        | 1        |
|                            | Tampa         | 1         | 0         | 4.85        | 3         | 3         | 0        | 0        | 0        | 13.0                           | 11         | 7          | 7         | 0         | 1        | 8          | 11         | 2         | 0        |
| 2020                       | YANKEES       |           |           |             |           |           |          |          |          | Did Not Pitch (Alternate Site) |            |            |           |           |          |            |            |           |          |
| 2021                       | Somerset      | 1         | 1         | 2.64        | 7         | 7         | 0        | 0        | 0        | 30.2                           | 24         | 11         | 9         | 2         | 0        | 13         | 50         | 3         | 1        |
|                            | Scranton/WB   | 4         | 0         | 4.81        | 13        | 10        | 0        | 0        | 1        | 48.2                           | 35         | 26         | 26        | 7         | 3        | 32         | 67         | 5         | 0        |
|                            | YANKEES       | 1         | 1         | 3.07        | 6         | 6         | 0        | 0        | 0        | 29.1                           | 20         | 11         | 10        | 4         | 1        | 19         | 38         | 1         | 0        |
| <b>Minor League Totals</b> |               | <b>13</b> | <b>13</b> | <b>3.08</b> | <b>82</b> | <b>63</b> | <b>0</b> | <b>0</b> | <b>3</b> | <b>286.1</b>                   | <b>208</b> | <b>120</b> | <b>98</b> | <b>16</b> | <b>4</b> | <b>169</b> | <b>381</b> | <b>44</b> | <b>3</b> |
| <b>Major League Totals</b> |               | <b>1</b>  | <b>1</b>  | <b>3.07</b> | <b>6</b>  | <b>6</b>  | <b>0</b> | <b>0</b> | <b>0</b> | <b>29.1</b>                    | <b>20</b>  | <b>11</b>  | <b>10</b> | <b>4</b>  | <b>1</b> | <b>19</b>  | <b>38</b>  | <b>1</b>  | <b>0</b> |

Signed by Minnesota as a non-drafted free agent on February 13, 2015.

a - Acquired by the Yankees from the Minnesota Twins in exchange for OF Jake Cave on March 16, 2018.

### Gil's Career Fielding Record

| Position | PCT   | G | PO | A | E | TC | DP |
|----------|-------|---|----|---|---|----|----|
| Pitcher  | 1.000 | 6 | 0  | 2 | 0 | 2  | 0  |

### Gil's Regular Season Batting Record

| Year                       | Team | AVG | G | AB | R | H | 2B | 3B | HR | RBI | SH | SF | HP | BB | SO | SB | CS |
|----------------------------|------|-----|---|----|---|---|----|----|----|-----|----|----|----|----|----|----|----|
| 2021                       | NY   |     |   |    |   |   |    |    |    |     |    |    |    |    |    |    |    |
| <b>Major League Totals</b> |      | -   | 6 | -  | - | - | -  | -  | -  | -   | -  | -  | -  | -  | -  | -  | -  |

### Gil's Career Bests and Streaks

**COMPLETE GAMES:** None. **LOW-HIT COMPLETE GAME:** None. **IP (START):** 6.0 - 2 times (last on 9/13/21 vs. MIN). **IP (RELIEF):** N/A. **HITS:** 7, 9/13/21 vs. MIN. **RUNS:** 5, 9/13/21 vs. MIN. **BB:** 7, 9/8/21 vs. TOR. **SO:** 8 - 2 times (last on 9/13/21 vs. MIN). **HR:** 3, 9/13/21 vs. MIN. **WINNING STREAK:** 1g, 8/3/21. **LOSING STREAK:** 1g, 9/18/21-pres. **SCORELESS STREAK (IP):** 18.2, 8/3-9/8/21.

**Pitcher of the Month:** None

**Player of the Week:** None

**Rookie of the Month:** None



# CHAD GREEN • RHP

# 57

**HT:** 6-3 • **WT:** 215 • **BATS:** L • **THROWS:** R  
**BIRTHDATE:** 5/24/91 • **OPENING DAY AGE:** 29  
**BIRTHPLACE:** Greenville, S.C.  
**RESIDES:** Louisville, Ky.  
**COLLEGE:** University of Louisville  
**M.L. SERVICE:** 5 years, 50 days



## STATUS

- ▶ Acquired by the Yankees from the Detroit Tigers with RHP Luis Cessa in exchange for LHP Justin Wilson on December 9, 2015.

## CAREER NOTES

- ▶ Has five games with at least 5K and no base runners since 2015 (2G in 2019, 2G in '17), the only such games by a Yankees pitcher in that span and the most such games in the Majors during that stretch (next: Milwaukee's Josh Hader-four)...his 10 games of at least 4K and zero base runners since the start of 2017 are also the most in the Majors (next: Hader-eight)
- ▶ Has made 47 scoreless relief appearances of at least 2.0IP since 2017, the most in the Majors over the span (next: Yusmeiro Petit-41).
- ▶ Ranks ninth on the Yankees' all-time list in strikeouts by a reliever with 399K in relief.
- ▶ Had at least 1K in a career-high 30 straight appearances from 8/3/19-8/30/20 (Game 1).
- ▶ Has made four career Opening Day rosters (2018-21).

## 2021

- ▶ Went 10-7 with six saves and a 3.12 ERA (83.2IP, 57H, 32/29ER, 17BB, 99K, 14HR) in 67 relief appearances...opponents batted .193 (57-for-295, 14HR); LH .200 (25-for-125, 6HR); RH .188 (32-for-170, 8HR).
- ▶ Set career highs in wins, appearances, innings pitched and home runs allowed.
- ▶ Led Major League relievers in innings pitched and led Yankees relievers in relief appearances...his 66K were the fourth-most in the AL and sixth-most in the Majors among relievers.
- ▶ Was just the second Yankees reliever since 1991 to record at least 10 wins in a season, joining Alfredo Aceves who went 10-1 in 2009...with Loáisiga's nine wins this season, it marked the second time in Yankees history two relievers recorded at least nine wins in a single season...joined Goose Gossage (10-11 in 1978) and Sparky Lyle (9-3 in 1978), who also accomplished the feat in 1978.
- ▶ His 15 scoreless outings of at least 1.2IP were the second-most in the Majors this season, trailing only Boston's Garrett Whitlock (23).
- ▶ Tossed at least 2.0 innings in 13 outings with 10 of those being scoreless.
- ▶ Recorded multiple strikeouts in 32 appearances, tied for the fourth-most in the AL and tied for the sixth-most in the Majors by a reliever.
- ▶ Posted a 0.59 ERA (15.1IP, 1ER) with 14K in 12 relief appearances in April, holding opponents to a .146/.180/.208 (7-for-48) slash line.
- ▶ Earned his fifth career save and first of the season on 4/3 vs. Toronto (1.1IP, 2K)...marked his first since 9/4/20 at Baltimore (1.0IP).
- ▶ Recorded the loss on 4/7 vs. Baltimore after allowing the extra-innings runner to score in both the 10th and 11th innings (1.1IP, 1H, 2R, 1BB).
- ▶ Retired all seven batters faced on 4/11 at Tampa Bay (2.1IP, 3K).
- ▶ Surrendered a leadoff "walk-off" HR to Bo Bichette in the ninth inning on 4/14 at Toronto (L, 1H, 1ER, 1HR)...was his second career "walk-off" hit (and HR) allowed in his career (also HR to Travis d'Arnaud on 7/6/19 at Tampa Bay).
- ▶ Made the 200th appearance of his career on 4/22 at Cleveland, tossing a scoreless eighth inning (1.0IP, 1K).
- ▶ Tossed 2.0 perfect innings of relief on 4/29 at Baltimore, striking out 4-of-6BF.
- ▶ On 5/6 vs. Houston, allowed a go-ahead, three-run HR to Jose Altuve in the eighth and recorded his third loss of the season (0.1IP, 2H, 3ER, 1BB, 1K, 1HR)...marked his most runs allowed in a game since 9/7/20 at Toronto (4R/3ER).
- ▶ Struck out Josh Harrison looking on 5/8 vs. Washington to record his 400th career strikeout.
- ▶ In Game 2 on 5/27 vs. Toronto, tossed a scoreless seventh to earn his second save of the year.
- ▶ On 6/5 vs. Boston, set season-high with 4ER in 0.2IP (4H, 1HR, 1K)...marked his most ER allowed in a game since 8/15/19 vs. Cleveland...had allowed 6ER in his first 24 appearances of the season.
- ▶ Posted a season-long 10.1-inning scoreless streak from 6/8-28...marked his longest scoreless streak since a 11.2 scoreless stretch from 8/21-9/12(G1)/19.
- ▶ Earned his first win of the season on 6/17 at Toronto, tossing 1.1 scoreless innings (2H, 2K)...marked his first win since 8/30/20-G1 vs. the Mets.



- ▶ On 6/19 vs. Oakland, earned the win and struck out the side in the eighth...with his strikeout of Seth Brown, marked his 335th career strikeout as a reliever, surpassing Jeff Nelson (334) for 12th place on the Yankees' all-time strikeouts list by a reliever.
- ▶ Pitched in both games of the doubleheader on 7/4 vs. the Mets for the first time in his career...was just the third Yankees pitcher since 2015 to pitch in both games of a doubleheader (also Aroldis Chapman on 5/15/19 vs. Baltimore and Zack Britton on 5/15/19 vs. Baltimore).
- ▶ Tossed a season-high 3.0IP and earned his third win of the season on 7/4 vs. the Mets-Game 2 (6K)...was his longest relief outing since 9/8/19 at Boston (also 3.0 scoreless innings)...struck out Jonathan Villar swinging to end the game, his 346th career strikeout as a reliever...tied Lindy McDaniel (346) for 11th place on the Yankees' all-time strikeouts list by a reliever...was the fourth time in his career he has struck out at least six batters in a relief appearance (also 7K on 8/30/17 vs. Cleveland, 6K on 5/18/17 at Kansas City and 7/30/17 vs. Tampa Bay).
- ▶ Tossed an immaculate inning in the seventh inning in Game 2 on 7/4 vs. the Mets, becoming the second Yankees pitcher to toss an immaculate inning in 2021, joining RHP Michael King who threw an immaculate inning in the fourth inning on 6/4 vs. Boston...according to *Elias*, the Yankees were just the third team in the last 20 seasons to have two immaculate innings in a single season, joining the 2019 Boston Red Sox (Chris Sale threw one on 5/8/19 and 6/5/19) and the 2017 Boston Red Sox (Craig Kimbrel on 5/11/17 and Rick Porcello on 8/9/17)...according to *Elias*, it was the sixth immaculate inning by a Yankee since 2000, joining Michael King (6/4/21 vs. Boston), Dellin Betances (8/2/17 vs. Detroit), Brandon McCarthy (9/17/14 at Tampa Bay), Iván Nova (5/29/13 vs. the Mets) and A.J. Burnett (6/20/09 at Florida)...Baseball Almanac notes that Ron Guidry (8/7/84 vs. Chicago-AL) and Al Downing (8/11/67 at Cleveland) have also thrown immaculate innings...according to STATS, he was the first pitcher in the Modern Era to toss at least 3.0 perfect innings, notch at least 6K and have an immaculate inning all in the same game.
- ▶ Tossed a perfect ninth inning on 7/7 at Seattle to record his third save of the season (2K)...struck out Jake Fraley to lead off the ninth inning, his 347th career strikeout as a *reliever*...surpassed Lindy McDaniel (346) for sole possession of 11th place on the Yankees' all-time strikeouts list by a reliever.
- ▶ On 7/11 at Houston, allowed 4ER and took his fifth loss (0.1IP, 4H, 1HR)...allowed a "walk-off" HR to Jose Altuve in the ninth...his 4ER allowed were tied for his most as a reliever (fourth time, first since 6/5/21 vs. Boston).
- ▶ Allowed 2ER on 7/22 at Boston (1.0IP, 3H, 1K) and 2ER on 7/27 at Tampa Bay (1.0IP, 1H, 2BB, 2K, 1HR), marking the first time he had allowed earned runs in consecutive outings this season and the first time since 8/26-28/20.
- ▶ On 8/11 at Kansas City, tossed 2.0 scoreless innings of relief to earn his sixth win of the season (1H, 3K, 1WP)...struck out Ryan O'Hearn looking in the sixth inning for his 365th career strikeout as a reliever, surpassing Steve Hamilton (364) for sole possession of ninth place on the Yankees' all-time strikeouts list by a reliever.
- ▶ Recorded a save in three straight outings from 8/16-19...marked the first time in his career that he recorded a save in consecutive outings.
- ▶ Took the loss on 8/29 at Oakland after allowing a go-ahead two-run HR to Tony Kemp in the eighth.
- ▶ On 9/5 vs. Baltimore, tossed 2.0 perfect innings of relief (3K)...marked his fifth perfect relief outing of at least 2.0IP this season and first since 7/4-G2 vs. New York-NL (3.0IP).
- ▶ Allowed a run in a career-high four straight appearances from 9/8-15 (previous: 3G from 8/21-9/2/16).
- ▶ Surrendered at least 1HR in a career-high three straight games from 9/11-15 (previous: 2G, seven times, last: 8/26-28/20).
- ▶ Took the loss on 9/12 at New York-NL after allowing a go-ahead solo HR to Francisco Lindor in the eighth (1.0IP, 1H, 1ER, 1K).
- ▶ Did not allow a run in his final seven appearances of the season from 9/20-10/3, retiring 25 of 31 batters faced over that span (8.1IP, 4H, 2BB, 10K).
- ▶ Tossed 1.2 scoreless innings in the AL Wild Card Game at Boston (1H, 2K)...
- ▶ Posted a 9.00 ERA (6.0IP, 6ER) and 8K in six spring training relief appearances.

## PERSONAL

- ▶ Full name is Chad Keith Green...his twin brother, Chase, is three minutes younger than Chad and is an assistant baseball coach at McKendree University (Ill.).
- ▶ In three seasons at Louisville (2011-13), went 16-6 with a 2.38 ERA (193.0IP, 175H, 51ER, 66BB, 139K) in 61 appearances (26 starts)...finished his collegiate career as the school's record holder in career ERA (since surpassed)...earned Second Team All-BIG EAST honors after finishing his junior season going 10-4 with 2.42 ERA (104.1IP, 28ER).
- ▶ Graduated from Effingham (Ill.) H.S., where he earned all-state honors as a senior...also lettered for three seasons in basketball.



### Green's Career Pitching Record

| Year                       | Club          | W         | L         | ERA         | G          | GS        | CG       | SHO      | SV        | IP           | H          | R          | ER         | HR        | HP        | BB         | SO         | WP        | BK       |
|----------------------------|---------------|-----------|-----------|-------------|------------|-----------|----------|----------|-----------|--------------|------------|------------|------------|-----------|-----------|------------|------------|-----------|----------|
| 2013                       | GCL Tigers    | 1         | 0         | 3.00        | 2          | 0         | 0        | 0        | 0         | 3.0          | 3          | 1          | 1          | 1         | 0         | 0          | 6          | 0         | 0        |
|                            | Lakeland      | 3         | 0         | 3.63        | 10         | 2         | 0        | 0        | 1         | 17.1         | 16         | 7          | 7          | 0         | 0         | 6          | 10         | 0         | 0        |
| 2014                       | West Michigan | 6         | 4         | 3.11        | 23         | 23        | 0        | 0        | 0         | 130.1        | 121        | 51         | 45         | 8         | 3         | 28         | 125        | 5         | 0        |
| 2015                       | Erie - a      | 5         | 14        | 3.93        | 27         | 27        | 1        | 0        | 0         | 148.2        | 170        | 84         | 65         | 9         | 7         | 43         | 137        | 5         | 0        |
| 2016                       | Scranton/WB   | 7         | 6         | 1.52        | 16         | 16        | 0        | 0        | 0         | 94.2         | 68         | 21         | 16         | 3         | 1         | 21         | 100        | 2         | 0        |
|                            | YANKEES - b   | 2         | 4         | 4.73        | 12         | 8         | 0        | 0        | 1         | 45.2         | 49         | 26         | 24         | 12        | 1         | 15         | 52         | 1         | 0        |
| 2017                       | Tampa         | 0         | 1         | 2.25        | 1          | 0         | 0        | 0        | 0         | 4.0          | 2          | 1          | 1          | 1         | 0         | 0          | 5          | 0         | 0        |
|                            | Scranton/WB   | 2         | 1         | 4.73        | 5          | 5         | 0        | 0        | 0         | 26.2         | 32         | 15         | 14         | 1         | 0         | 11         | 33         | 0         | 0        |
|                            | YANKEES       | 5         | 0         | 1.83        | 40         | 1         | 0        | 0        | 0         | 69.0         | 34         | 14         | 14         | 4         | 2         | 17         | 103        | 3         | 0        |
| 2018                       | YANKEES       | 8         | 3         | 2.50        | 63         | 0         | 0        | 0        | 0         | 75.2         | 64         | 22         | 21         | 9         | 1         | 15         | 94         | 3         | 0        |
| 2019                       | YANKEES       | 4         | 4         | 4.17        | 54         | 15        | 0        | 0        | 2         | 69.0         | 66         | 35         | 32         | 10        | 6         | 19         | 98         | 2         | 0        |
|                            | Scranton/WB   | 0         | 0         | 2.45        | 3          | 3         | 0        | 0        | 0         | 7.1          | 5          | 2          | 2          | 0         | 0         | 2          | 14         | 0         | 0        |
| 2020                       | YANKEES       | 3         | 3         | 3.51        | 22         | 0         | 0        | 0        | 1         | 25.2         | 13         | 13         | 10         | 5         | 0         | 8          | 32         | 3         | 0        |
| 2021                       | YANKEES       | 10        | 7         | 3.12        | 67         | 0         | 0        | 0        | 6         | 83.2         | 57         | 32         | 29         | 14        | 0         | 17         | 99         | 5         | 0        |
| <b>Minor League Totals</b> |               | <b>24</b> | <b>26</b> | <b>3.15</b> | <b>87</b>  | <b>76</b> | <b>1</b> | <b>0</b> | <b>1</b>  | <b>432.0</b> | <b>417</b> | <b>182</b> | <b>151</b> | <b>23</b> | <b>11</b> | <b>111</b> | <b>430</b> | <b>12</b> | <b>0</b> |
| <b>Major League Totals</b> |               | <b>32</b> | <b>21</b> | <b>3.17</b> | <b>258</b> | <b>24</b> | <b>0</b> | <b>0</b> | <b>10</b> | <b>368.2</b> | <b>283</b> | <b>142</b> | <b>130</b> | <b>54</b> | <b>10</b> | <b>91</b>  | <b>478</b> | <b>17</b> | <b>0</b> |

Selected by the Toronto Blue Jays in the 37th round of the 2010 First-Year Player Draft, but did not sign.

Selected by the Detroit Tigers in the 11th round of the 2013 First-Year Player Draft.

- a – Acquired by the Yankees from the Detroit Tigers with RHP Luis Cessa in exchange for LHP Justin Wilson on December 9, 2015.
- b – Placed on the 15-day disabled list from September 7 (retroactive to September 3) – October 2, 2016 with a right forearm tendon injury...transferred to the 60-day disabled list on September 18.

### Green's Postseason Record

| Year                     | Club vs. Opp.           | W                         | L        | ERA         | G         | GS       | CG       | SHO      | SV       | IP          | H         | R         | ER        | HR       | HP       | BB       | SO        | WP       | BK       |  |
|--------------------------|-------------------------|---------------------------|----------|-------------|-----------|----------|----------|----------|----------|-------------|-----------|-----------|-----------|----------|----------|----------|-----------|----------|----------|--|
| 2017                     | NY Yankees vs. MIN (WC) | 0                         | 0        | 4.50        | 1         | 0        | 0        | 0        | 0        | 2.0         | 1         | 1         | 1         | 0        | 0        | 2        | 4         | 0        | 0        |  |
|                          | NY Yankees vs. CLE (DS) | 0                         | 0        | 81.00       | 1         | 0        | 0        | 0        | 0        | 0.1         | 2         | 3         | 3         | 1        | 1        | 0        | 0         | 0        | 0        |  |
|                          | NY Yankees vs. HOU (CS) | 1                         | 0        | 0.00        | 3         | 0        | 0        | 0        | 0        | 6.1         | 3         | 1         | 0         | 0        | 0        | 1        | 7         | 0        | 0        |  |
| 2018                     | NY Yankees vs. OAK (WC) | On Roster - Did Not Pitch |          |             |           |          |          |          |          |             |           |           |           |          |          |          |           |          |          |  |
|                          | NY Yankees vs. BOS (DS) | 0                         | 0        | 2.45        | 2         | 0        | 0        | 0        | 0        | 3.2         | 4         | 1         | 1         | 0        | 0        | 3        | 0         | 0        | 0        |  |
| 2019                     | NY Yankees vs. MIN (DS) | 1                         | 0        | 0.00        | 2         | 0        | 0        | 0        | 0        | 2.0         | 2         | 0         | 0         | 0        | 0        | 0        | 1         | 0        | 0        |  |
|                          | NY Yankees vs. HOU (CS) | 0                         | 0        | 9.64        | 4         | 1        | 0        | 0        | 0        | 4.2         | 4         | 5         | 5         | 2        | 0        | 1        | 5         | 0        | 0        |  |
|                          | NY Yankees vs. CLE (WC) | 0                         | 0        | 0.00        | 1         | 0        | 0        | 0        | 0        | 1.1         | 3         | 0         | 0         | 0        | 0        | 0        | 3         | 0        | 0        |  |
| 2020                     | NY Yankees vs. TB (DS)  | 1                         | 0        | 4.50        | 3         | 0        | 0        | 0        | 0        | 4.0         | 3         | 2         | 2         | 1        | 0        | 1        | 5         | 0        | 0        |  |
|                          | NY Yankees vs. BOS (WC) | 0                         | 0        | 0.00        | 1         | 0        | 0        | 0        | 0        | 1.2         | 1         | 0         | 0         | 0        | 0        | 1        | 2         | 0        | 0        |  |
| <b>Wild Card Totals</b>  |                         | <b>0</b>                  | <b>0</b> | <b>1.80</b> | <b>3</b>  | <b>0</b> | <b>0</b> | <b>0</b> | <b>0</b> | <b>5.0</b>  | <b>5</b>  | <b>1</b>  | <b>1</b>  | <b>0</b> | <b>0</b> | <b>3</b> | <b>9</b>  | <b>0</b> | <b>0</b> |  |
| <b>LDS Totals</b>        |                         | <b>2</b>                  | <b>0</b> | <b>5.40</b> | <b>8</b>  | <b>0</b> | <b>0</b> | <b>0</b> | <b>0</b> | <b>10.0</b> | <b>11</b> | <b>6</b>  | <b>6</b>  | <b>2</b> | <b>1</b> | <b>4</b> | <b>6</b>  | <b>0</b> | <b>0</b> |  |
| <b>LCS Totals</b>        |                         | <b>1</b>                  | <b>0</b> | <b>4.09</b> | <b>7</b>  | <b>1</b> | <b>0</b> | <b>0</b> | <b>0</b> | <b>11.0</b> | <b>7</b>  | <b>6</b>  | <b>5</b>  | <b>2</b> | <b>0</b> | <b>2</b> | <b>12</b> | <b>0</b> | <b>0</b> |  |
| <b>POSTSEASON TOTALS</b> |                         | <b>3</b>                  | <b>0</b> | <b>4.15</b> | <b>18</b> | <b>1</b> | <b>0</b> | <b>0</b> | <b>0</b> | <b>26.0</b> | <b>23</b> | <b>13</b> | <b>12</b> | <b>4</b> | <b>1</b> | <b>9</b> | <b>27</b> | <b>0</b> | <b>0</b> |  |

### Green's Career Fielding Record

| Position | PCT   | G   | PO | A  | E | TC | DP |
|----------|-------|-----|----|----|---|----|----|
| Pitcher  | 1.000 | 258 | 7  | 20 | 0 | 27 | 2  |

### Green's Regular Season Batting Record

| Year                       | Team       | AVG         | G          | AB       | R        | H        | 2B       | 3B       | HR       | RBI      | SH       | SF       | HP       | BB       | SO       | SB       | CS       |  |
|----------------------------|------------|-------------|------------|----------|----------|----------|----------|----------|----------|----------|----------|----------|----------|----------|----------|----------|----------|--|
| 2021                       | NY Yankees | Did Not Bat |            |          |          |          |          |          |          |          |          |          |          |          |          |          |          |  |
| <b>Major League Totals</b> |            | <b>.000</b> | <b>258</b> | <b>5</b> | <b>0</b> | <b>0</b> | <b>0</b> | <b>0</b> | <b>0</b> | <b>0</b> | <b>0</b> | <b>0</b> | <b>0</b> | <b>0</b> | <b>5</b> | <b>0</b> | <b>0</b> |  |

### Green's Career Bests and Streaks

**COMPLETE GAMES:** None. **LOW-HIT COMPLETE GAME:** N/A. **IP (START):** 6.0 - 3 times (last on 8/21/16 at LAA). **IP (RELIEF):** 3.2 - 2 times (last on 5/14/17 vs. HOU-G1). **HITS:** 8 - 2 times (last on 8/3/16 vs. NYM). **RUNS:** 7, 7/8/16 at CLE. **WALKS:** 4, 8/3/16 vs. NYM. **STRIKEOUTS:** 11, 8/15/16 vs. TOR. **HOME RUNS:** 4, 7/8/16 at CLE. **WINNING STREAK:** 7g, 7/23/17-4/25/18. **LOSING STREAK:** 5g, 9/25/20-6/5/21. **SCORELESS STREAK (IP):** 17.1, 5/25-7/10/18.

**Pitcher of the Month:** None

**Player of the Week:** None

**Rookie of the Month:** None



# ANDREW HEANEY • LHP

# 38

**HT:** 6-2 • **WT:** 200 • **BATS:** L • **THROWS:** L  
**BIRTHDATE:** 6/5/91 • **OPENING DAY AGE:** 29  
**BIRTHPLACE:** Oklahoma City, Ok.  
**RESIDES:** Oklahoma City, Ok.  
**M.L. SERVICE:** 6 years, 150 days



2021 SEASON  
SUMMARY

MANAGER, COACHES  
& STAFF BIOS

FULL  
PLAYER BIOS

ADDITIONAL  
PLAYER BIOS

HISTORICAL STATS &  
POSTSEASON RECORDS

POSTSEASON  
SERIES RECAPS

MINORS &  
2022 SCHEDULE

## STATUS

- ▶ Was acquired by the Yankees from the Los Angeles Angels along with cash considerations in exchange for minor league right-handed pitchers Janson Junk and Elvis Peguero on July 30, 2021.

## CAREER NOTES

- ▶ Since his debut with the club in 2015, led Angels pitchers in wins (30), games started (102), innings pitched (569.1IP) and strikeouts (593K).
- ▶ Made three Opening Day rosters with Los Angeles-AL (2016, '20-21)...began the season on the injured list in 2017, '18 and '19.
- ▶ Has not appeared in the postseason.

## 2021

- ▶ Combined with the Angels and Yankees to go 8-9 with a 5.83 ERA (129.2IP, 130H, 85/84ER, 41BB, 150K, 29HR) in 30 games (23 starts).
- ▶ In 12 games (five starts) with the Yankees, went 2-2 with a 7.32 ERA (35.2IP, 38H, 29ER, 10BB, 37K, 13HR).
- ▶ Went 8-8 with a 5.48 ERA (120.0IP, 112H, 74R/73ER, 40BB, 140K, 25HR) in 23 starts with the Angels (18 starts) and Yankees (five starts)...allowed 3R-or-fewer in 11 of his 19 starts this season.
- ▶ In seven relief appearances (all with the Yankees), went 0-1 with a 10.24 ERA (9.2IP, 18H, 11ER, 1BB, 10K, 4HR).
- ▶ His 10.41 K/9.0IP rate (150K/129.2IP) was the eighth-highest in the AL this season (min. 100.0IP).
- ▶ Began the season with Los Angeles-AL, going 6-7 with a 5.27 ERA (94.0IP, 92H, 56R/55ER, 31BB, 113K, 16HR) in 18 starts.
- ▶ Earned his first win of the season on 4/9 at Toronto, allowing 3H over 6.0 scoreless innings (2BB, 9K, 1WP).
- ▶ Won three consecutive starts from 5/25-6/8, marking the second longest streak of career (won five straight starts for Angels from 6/30-7/26/15).
- ▶ Was acquired by the Yankees from the Los Angeles Angels along with cash considerations in exchange for minor league right-handed pitchers Janson Junk and Elvis Peguero on July 30, 2021.
- ▶ Made his Yankees debut on 8/2 vs. Baltimore, allowing 4ER over 4.0IP (6H, 4K, 4HR) and recording the loss... according to *Elias*, he became just the 14th pitcher (first since Sidney Ponson on 6/16/98 with Baltimore) to earn his first career win vs. the Yankees and then later pitch for the club...had earned his first career win against the Yankees on 6/30/15 at Angel Stadium.
- ▶ Recorded his first win as a member of the Yankees on 8/7 vs. Seattle, striking out nine batters over 6.0IP in the Yankees' 5-4 win (4H, 4ER, 3BB, 1HR, 1HP).
- ▶ Started in the MLB "Field of Dreams" game on 8/12 in Dyersville, Iowa against the White Sox, allowing a season-high-tying 7ER in 5.0 innings without recording a decision in the Yankees' 9-8 defeat (5H, 3BB, 5K, 3HR)
- ▶ Tossed a season-high-tying 7.0IP on 8/18 vs. Boston, allowing just 1ER (2H, 2BB, 4K, 1HR) and earned his eighth win of the season...retired 18 of his final 21 batters faced following a solo HR to Xander Bogaerts in the first inning (1 single, 2BB).
- ▶ On 8/30 at Los Angeles-AL, allowed 2ER over 2.0IP (3H, 2K, 1HR)...marked his third career relief appearance and first since 9/21/14 vs. Washington with Miami...his previous 108 Major League appearances had all been starts.
- ▶ Was optioned to the Florida Complex League on 9/29.

## PERSONAL

- ▶ Full name is Andrew M. Heaney
- ▶ Was the Angels nominee for the Roberto Clemente Award in 2018 and 2019.
- ▶ Attended Putnam City HS (Ok.) and Oklahoma State University...was named the Big 12 Conference "Pitcher of the Year" and a Division I First-Team All-American in 2012 after leading the NCAA with 140K in 118.1IP.



### Heaney's Career Pitching Record

| Year                       | Club                  | W         | L         | ERA         | G          | GS         | CG       | SHO      | SV       | IP           | H          | R          | ER         | HR         | HP        | BB         | SO         | WP        | BK       |
|----------------------------|-----------------------|-----------|-----------|-------------|------------|------------|----------|----------|----------|--------------|------------|------------|------------|------------|-----------|------------|------------|-----------|----------|
| 2012                       | GCL Marlins           | 0         | 0         | 2.57        | 2          | 2          | 0        | 0        | 0        | 7.0          | 7          | 2          | 2          | 0          | 1         | 2          | 9          | 0         | 0        |
|                            | Greensboro            | 1         | 2         | 4.95        | 4          | 4          | 0        | 0        | 0        | 20.0         | 25         | 15         | 11         | 0          | 1         | 4          | 21         | 0         | 0        |
| 2013                       | Jupiter               | 5         | 2         | 0.88        | 13         | 12         | 0        | 0        | 0        | 61.2         | 45         | 11         | 6          | 2          | 6         | 17         | 66         | 3         | 0        |
|                            | Jacksonville          | 4         | 1         | 2.94        | 6          | 6          | 1        | 0        | 0        | 33.2         | 31         | 11         | 11         | 2          | 0         | 9          | 23         | 0         | 0        |
| 2014                       | Jacksonville          | 4         | 2         | 2.35        | 9          | 8          | 0        | 0        | 0        | 53.2         | 45         | 16         | 14         | 2          | 0         | 13         | 52         | 5         | 0        |
|                            | New Orleans           | 5         | 4         | 3.87        | 15         | 15         | 1        | 1        | 0        | 83.2         | 75         | 45         | 36         | 9          | 4         | 23         | 91         | 3         | 0        |
|                            | MIAMI - a, b          | 0         | 3         | 5.83        | 7          | 5          | 0        | 0        | 0        | 29.1         | 32         | 19         | 19         | 6          | 3         | 7          | 20         | 2         | 0        |
| 2015                       | LOS ANGELES-AL        | 6         | 4         | 3.49        | 18         | 18         | 0        | 0        | 0        | 105.2        | 99         | 41         | 41         | 9          | 6         | 28         | 78         | 4         | 0        |
|                            | Salt Lake             | 6         | 2         | 4.71        | 14         | 14         | 0        | 0        | 0        | 78.1         | 95         | 49         | 41         | 2          | 3         | 25         | 74         | 7         | 0        |
| 2016                       | LOS ANGELES-AL - c    | 0         | 1         | 6.00        | 1          | 1          | 0        | 0        | 0        | 6.0          | 7          | 4          | 4          | 2          | 0         | 0          | 7          | 0         | 0        |
| 2017                       | LOS ANGELES-AL - d    | 1         | 2         | 7.06        | 5          | 5          | 0        | 0        | 0        | 21.2         | 27         | 17         | 17         | 12         | 0         | 9          | 27         | 2         | 0        |
|                            | AZL Angels            | 0         | 1         | 1.74        | 3          | 3          | 0        | 0        | 0        | 10.1         | 11         | 3          | 2          | 0          | 0         | 1          | 15         | 0         | 0        |
|                            | Salt Lake             | 1         | 1         | 3.12        | 3          | 3          | 0        | 0        | 0        | 17.1         | 17         | 7          | 6          | 2          | 1         | 4          | 14         | 0         | 0        |
| 2018                       | LOS ANGELES-AL - e    | 9         | 10        | 4.15        | 30         | 30         | 1        | 1        | 0        | 180.0        | 171        | 91         | 83         | 27         | 8         | 45         | 180        | 9         | 0        |
|                            | Inland Empire         | 1         | 0         | 1.42        | 1          | 1          | 0        | 0        | 0        | 6.1          | 2          | 1          | 1          | 0          | 0         | 1          | 6          | 1         | 0        |
| 2019                       | LOS ANGELES-AL - f, g | 4         | 6         | 4.91        | 18         | 18         | 0        | 0        | 0        | 95.1         | 93         | 53         | 52         | 20         | 7         | 30         | 118        | 4         | 0        |
|                            | Salt Lake             | 0         | 0         | 0.00        | 1          | 1          | 0        | 0        | 0        | 4.1          | 2          | 0          | 0          | 0          | 0         | 1          | 10         | 0         | 0        |
| 2020                       | LOS ANGELES-AL        | 4         | 3         | 4.46        | 12         | 12         | 0        | 0        | 0        | 66.2         | 63         | 35         | 33         | 9          | 2         | 19         | 70         | 2         | 0        |
| 2021                       | LOS ANGELES-AL        | 6         | 7         | 5.27        | 18         | 18         | 0        | 0        | 0        | 94.0         | 92         | 56         | 55         | 16         | 3         | 31         | 113        | 3         | 0        |
|                            | YANKEES - h           | 2         | 2         | 7.32        | 12         | 5          | 0        | 0        | 0        | 35.2         | 38         | 29         | 29         | 13         | 3         | 10         | 37         | 1         | 0        |
| <b>Minor League Totals</b> |                       | <b>27</b> | <b>15</b> | <b>3.11</b> | <b>71</b>  | <b>69</b>  | <b>2</b> | <b>1</b> | <b>0</b> | <b>376.1</b> | <b>355</b> | <b>160</b> | <b>130</b> | <b>19</b>  | <b>16</b> | <b>100</b> | <b>381</b> | <b>19</b> | <b>0</b> |
| <b>AL Totals</b>           |                       | <b>32</b> | <b>35</b> | <b>4.67</b> | <b>114</b> | <b>107</b> | <b>1</b> | <b>1</b> | <b>0</b> | <b>605.0</b> | <b>590</b> | <b>326</b> | <b>314</b> | <b>108</b> | <b>29</b> | <b>172</b> | <b>630</b> | <b>25</b> | <b>0</b> |
| <b>NL Totals</b>           |                       | <b>0</b>  | <b>3</b>  | <b>5.83</b> | <b>7</b>   | <b>5</b>   | <b>0</b> | <b>0</b> | <b>0</b> | <b>29.1</b>  | <b>32</b>  | <b>19</b>  | <b>6</b>   | <b>3</b>   | <b>7</b>  | <b>20</b>  | <b>2</b>   | <b>0</b>  | <b>0</b> |
| <b>Major League Totals</b> |                       | <b>32</b> | <b>38</b> | <b>4.72</b> | <b>121</b> | <b>112</b> | <b>1</b> | <b>1</b> | <b>0</b> | <b>634.1</b> | <b>622</b> | <b>345</b> | <b>333</b> | <b>114</b> | <b>32</b> | <b>179</b> | <b>650</b> | <b>27</b> | <b>0</b> |
| <b>NY Yankees Totals</b>   |                       | <b>2</b>  | <b>2</b>  | <b>7.32</b> | <b>12</b>  | <b>5</b>   | <b>0</b> | <b>0</b> | <b>0</b> | <b>35.2</b>  | <b>38</b>  | <b>29</b>  | <b>29</b>  | <b>13</b>  | <b>3</b>  | <b>10</b>  | <b>37</b>  | <b>1</b>  | <b>0</b> |

Selected by the Tampa Bay Rays in the 24th round of the 2009 First-Year Player Draft but did not sign.

Selected by the Miami Marlins in the first round (ninth overall) of the 2012 First-Year Player Draft.

a – Acquired by the Los Angeles Dodgers from the Miami Marlins along with C Austin Barnes, RHP Chris Hatcher and INF Enrique

Hernandez in exchange for INF Dee Gordon, RHP Dan Haren, INF Miguel Rojas and cash considerations on December 10, 2014.

b – Acquired by the Los Angeles Angels from the Los Angeles Dodgers in exchange for INF Howie Kendrick on December 10, 2014.

c – Placed on the 15-day disabled list from April 6, 2016 – end of season with a left flexor muscle strain.

d – Placed on the 10-day disabled list from April 1 (retroactive to March 30) – August 18, 2017 with a left elbow UCL injury.

e – Placed on the 10-day disabled list from March 29 (retroactive to March 26) – April 13, 2018 with left elbow inflammation.

f – Placed on the 10-day injured list from March 28 (retroactive to March 25) – May 26, 2019 with left elbow inflammation.

g – Placed on the 10-day injured list from July 20 (retroactive to July 17) – August 10, 2019 with left shoulder inflammation.

h – Acquired by the Yankees from the Los Angeles Angels along with cash considerations in exchange for RHP Janson Junk and RHP Elvis Peguero on July 30, 2021.

### Heaney's Career Fielding Record

| Position | PCT  | G   | PO | A  | E | TC | DP |
|----------|------|-----|----|----|---|----|----|
| Pitcher  | .989 | 121 | 36 | 55 | 1 | 92 | 6  |

### Heaney's Regular Season Batting Record

| Year                       | Team       | AVG         | G         | AB        | R        | H        | 2B       | 3B       | HR       | RBI      | SH       | SF       | HP       | BB       | SO        | SB       | CS       |
|----------------------------|------------|-------------|-----------|-----------|----------|----------|----------|----------|----------|----------|----------|----------|----------|----------|-----------|----------|----------|
| 2021                       | LAA        | .500        | 1         | 2         | 1        | 1        | 0        | 0        | 0        | 0        | 0        | 0        | 0        | 1        | 1         | 0        | 0        |
|                            | NY Yankees | .000        | 2         | 1         | 0        | 0        | 0        | 0        | 0        | 0        | 0        | 0        | 0        | 0        | 1         | 0        | 0        |
| <b>Major League Totals</b> |            | <b>.125</b> | <b>15</b> | <b>24</b> | <b>2</b> | <b>3</b> | <b>0</b> | <b>0</b> | <b>0</b> | <b>0</b> | <b>0</b> | <b>0</b> | <b>0</b> | <b>1</b> | <b>13</b> | <b>0</b> | <b>0</b> |

### Heaney's Career Bests and Streaks

**COMPLETE GAMES:** 1, on 6/5/18 vs. KC (9.0IP). **LOW-HIT COMPLETE GAME:** 1 - 6/5/18 vs. KC. **IP (START):** 9.0, on 6/5/18 vs. KC. **IP (RELIEF):** 3.0 - 2 times (9/21/14 vs. WAS; 9/18/21 vs. CLE). **HITS:** 10 - 4 times (last on 6/22/21 vs. SF). **RUNS:** 8, on 8/22/15 vs. TOR. **BB:** 5 - 2 times (10/11/15 at TEX; 5/19/18 vs. TB). **SO:** 14, on 9/20/19 at TEX. **HR:** 4 - 2 times (8/18/17 at BAL; 8/2/21 vs. BAL). **WINNING STREAK:** 5G, 6/30-7/26/15. **LOSING STREAK:** 3G - 4 times (last from 6/15-29/21). **SCORELESS STREAK (IP):** 13.1, from 7/7-20/15.

**Pitcher of the Month:** None

**Player of the Week:** None

**Rookie of the Month:** July 2015



# AARON HICKS • OF

# 31

**HT:** 6-1 • **WT:** 205 • **BATS:** S • **THROWS:** R  
**BIRTHDATE:** 10/2/89 • **OPENING DAY AGE:** 31  
**BIRTHPLACE:** San Pedro, Calif.  
**RESIDES:** Phoenix, Ariz.  
**M.L. SERVICE:** 8 years, 41 days



2021 SEASON  
SUMMARY

MANAGER, COACHES  
& STAFF BIOS

FULL  
PLAYER BIOS

ADDITIONAL  
PLAYER BIOS

HISTORICAL STATS &  
POSTSEASON RECORDS

POSTSEASON  
SERIES RECAPS

MINORS &  
2022 SCHEDULE

## STATUS

- ▶ Signed a seven-year contract extending through the 2025 season with a team option for 2026 on February 25, 2019...was originally acquired by the Yankees from the Minnesota Twins in exchange for C John Ryan Murphy on November 11, 2015.

## CAREER NOTES

- ▶ Has appeared at all three outfield positions in his career, posting a .992 fielding percentage (1,552TC, 12E) with 34 assists...from 2013-15, led all Twins outfielders in assists (22) and games played in the outfield (243).
- ▶ Has 69HR in 403 games since 8/5/16 after hitting just 3HR in his first 90 games as a Yankee.
- ▶ Ranked third among Major League switch-hitters with 27HR in 2018...was the seventh switch-hitter in Yankees history to hit at least 25HR in a season, joining Mickey Mantle (10x), Bernie Williams (5x), Mark Teixeira (4x), Tom Tresh (3x), Jorge Posada (2x) and Nick Swisher (2x).
- ▶ Since joining the Yankees in 2016, the Yankees have gone 55-12 when he homers.
- ▶ From 2017-18, posted an .838 OPS and a .368 OBP...was one of just eight American Leaguers over the stretch to reach both of those marks with at least 200 games played (also Jose Altuve, Mookie Betts, Alex Bregman, Aaron Judge, J.D. Martinez, José Ramirez and Mike Trout).
- ▶ His 8.4 WAR (FanGraphs) from 2017-18 ranked 10th among all Major League outfielders.
- ▶ Has made seven career Opening Day rosters (2013-14, '16-18, '20-21), including five as a Yankee...began the 2019 season on the 10-day injured list.

## 2021

- ▶ Hit .194/.294/.333 (21-for-108) with 13R, 3 doubles, 4HR, 14RBI and 14BB in 32 games with the Yankees...missed the final 126 games of the season due to a left wrist injury.
- ▶ Went 3-for-5 with 1 double on 4/13 at Toronto, recording his first multi-hit game of the season...his seventh-inning double marked the 100th of his career...marked his most hits in a game since 7/6/19 at Tampa Bay.
- ▶ Drew a pinch-hit walk and scored the go-ahead run on a wild pitch in the eighth inning on 4/20 vs. Atlanta...snapped his six-game streak without a walk, his longest since a seven-game streak from 9/24/18-5/18/19.
- ▶ Hit game-tying solo HR in the fifth and was 1-for-4 on 4/24 at Cleveland.
- ▶ Homered in consecutive games from 4/23-24 for the first time since 7/23-24/19.
- ▶ Hit a solo HR in the third inning on 4/30 vs. Detroit (2-for-5, 1 double, 2RBI), snapping an 0-for-18 stretch.
- ▶ Hi a tie-breaking RBI single in the eighth inning on 5/5 vs. Houston...marked his first go-ahead or game-tying hit in the eighth inning or later since 7/23/19 at Minnesota (go-ahead two-run HR in the ninth inning).
- ▶ Went 3-for-3 with 1R, 1RBI and 1BB on 5/6 vs. Houston, reaching base a career-high-tying four times (15th time, first since 9/21/18 vs. Baltimore)...also tied his season high in hits.
- ▶ Hit .345/.444/.517 (10-for-29) with 6R, 2 doubles, 1HR, 6RBI, 5BB, 1HP and 1SF in his final 10 games from 4/10-5/12.
- ▶ Was placed on the 10-day injured list on 5/16 (retroactive to 5/13) with a left wrist sprain...was transferred to the 60-day I.L. on 5/30...missed the remainder of the season.
- ▶ Underwent surgery on his left wrist on 5/26...the surgery was performed by Dr. Donald Sheridan in Arizona.
- ▶ Hit .205 (8-for-39) with 3R, 4 doubles, 1HR, 4RBI and 12BB in 17 spring training games.

## PERSONAL

- ▶ Graduated from Woodrow Wilson High School in Long Beach, Calif. in 2008, where he hit .407 (114-for-280) with 24 doubles, 10 triples and 6HR in 97 games...also pitched, going 11-2 with a 1.11 ERA (94.1IP, 15ER) and 144K in 13 games started...played in the 2007 AFLAC All-American High School Baseball Classic...was named to the *Baseball America* All-American Second Team in 2008.
- ▶ Donated his game day salary on Jackie Robinson Day to support The Players Alliance in 2021.
- ▶ Is a product of Major League Baseball's Urban Youth Academy in Compton, Calif.
- ▶ Played golf growing up and has participated in numerous charity golf tournaments.
- ▶ In September 2018, joined Didi Gregorius to serve as ambassadors for the PitCCh In Foundation's "Welcome Back to School" assembly and backpack giveaway in the Bronx at PS/MS 71.



### Hicks' Career Batting Record

| Year                       | Club                | AVG         | G          | AB          | R          | H          | 2B         | 3B        | HR        | RBI        | SH        | SF        | HP        | BB         | SO         | SB        | CS        | E         | OBP         | SLG         |
|----------------------------|---------------------|-------------|------------|-------------|------------|------------|------------|-----------|-----------|------------|-----------|-----------|-----------|------------|------------|-----------|-----------|-----------|-------------|-------------|
| 2008                       | GCL Twins           | .318        | 45         | 173         | 32         | 55         | 10         | 4         | 4         | 27         | 1         | 2         | 0         | 28         | 32         | 12        | 2         | 2         | .409        | .491        |
| 2009                       | Beloit              | .251        | 67         | 251         | 43         | 62         | 14         | 3         | 4         | 29         | 2         | 3         | 1         | 40         | 55         | 10        | 8         | 7         | .353        | .382        |
| 2010                       | Beloit              | .279        | 115        | 423         | 86         | 118        | 27         | 6         | 8         | 49         | 4         | 3         | 0         | 88         | 112        | 20        | 11        | 6         | .401        | .428        |
| 2011                       | Fort Myers          | .242        | 122        | 443         | 79         | 107        | 31         | 5         | 5         | 38         | 3         | 3         | 1         | 78         | 110        | 17        | 9         | 8         | .354        | .368        |
| 2012                       | New Britain         | .286        | 129        | 473         | 100        | 135        | 21         | 11        | 13        | 61         | 3         | 8         | 1         | 78         | 115        | 32        | 11        | 8         | .384        | .460        |
| 2013                       | MINNESOTA - a       | .192        | 81         | 281         | 37         | 54         | 11         | 3         | 8         | 27         | 4         | 2         | 2         | 24         | 84         | 9         | 3         | 0         | .259        | .338        |
|                            | Rochester           | .222        | 22         | 72          | 7          | 16         | 4          | 2         | 0         | 5          | 0         | 0         | 0         | 10         | 21         | 1         | 0         | 0         | .317        | .333        |
| 2014                       | MINNESOTA - b, c    | .215        | 69         | 186         | 22         | 40         | 8          | 0         | 1         | 18         | 2         | 1         | 0         | 36         | 56         | 4         | 3         | 2         | .341        | .274        |
|                            | New Britain         | .297        | 43         | 148         | 30         | 44         | 11         | 1         | 4         | 21         | 0         | 2         | 0         | 28         | 27         | 2         | 3         | 2         | .404        | .466        |
|                            | Rochester           | .278        | 24         | 72          | 9          | 20         | 5          | 0         | 1         | 8          | 1         | 2         | 0         | 9          | 13         | 1         | 1         | 0         | .349        | .389        |
| 2015                       | Rochester           | .342        | 38         | 149         | 26         | 51         | 13         | 4         | 3         | 20         | 0         | 2         | 0         | 17         | 30         | 2         | 1         | 0         | .405        | .544        |
|                            | MINNESOTA - d, e, f | .256        | 97         | 352         | 48         | 90         | 11         | 3         | 11        | 33         | 0         | 2         | 2         | 34         | 66         | 13        | 3         | 2         | .323        | .398        |
| 2016                       | YANKEES - g         | .217        | 123        | 327         | 32         | 71         | 13         | 1         | 8         | 31         | 1         | 3         | 0         | 30         | 68         | 3         | 4         | 1         | .281        | .336        |
| 2017                       | YANKEES - h, i      | .266        | 88         | 301         | 54         | 80         | 18         | 0         | 15        | 52         | 1         | 5         | 3         | 51         | 67         | 10        | 5         | 2         | .372        | .475        |
|                            | Scranton/WB         | .375        | 5          | 16          | 4          | 6          | 2          | 1         | 0         | 1          | 0         | 0         | 0         | 2          | 2          | 1         | 0         | 0         | .444        | .625        |
|                            | Trenton             | .250        | 2          | 8           | 3          | 2          | 1          | 0         | 1         | 2          | 0         | 0         | 0         | 1          | 1          | 0         | 0         | 0         | .333        | .750        |
| 2018                       | YANKEES - j         | .248        | 137        | 480         | 90         | 119        | 18         | 3         | 27        | 79         | 2         | 6         | 3         | 90         | 111        | 11        | 2         | 2         | .366        | .467        |
|                            | Scranton/WB         | .333        | 2          | 6           | 0          | 2          | 1          | 0         | 0         | 0          | 0         | 0         | 0         | 1          | 0          | 0         | 0         | 0         | .429        | .500        |
| 2019                       | Tampa               | .000        | 3          | 11          | 0          | 0          | 0          | 0         | 0         | 0          | 0         | 0         | 0         | 1          | 3          | 0         | 0         | 0         | .083        | .000        |
|                            | Scranton/WB         | .429        | 2          | 7           | 4          | 3          | 2          | 0         | 1         | 1          | 0         | 0         | 0         | 1          | 1          | 0         | 0         | 0         | .500        | 1.143       |
| 2020                       | YANKEES - k, l      | .235        | 59         | 221         | 41         | 52         | 10         | 0         | 12        | 36         | 0         | 3         | 0         | 31         | 72         | 1         | 2         | 1         | .325        | .443        |
| 2020                       | YANKEES             | .225        | 54         | 169         | 28         | 38         | 10         | 2         | 6         | 21         | 0         | 0         | 1         | 41         | 38         | 4         | 1         | 2         | .379        | .414        |
| 2021                       | YANKEES - m         | .194        | 32         | 108         | 13         | 21         | 3          | 0         | 4         | 14         | 0         | 2         | 2         | 14         | 30         | 0         | 0         | 1         | .294        | .333        |
| <b>Minor League Totals</b> |                     | <b>.276</b> | <b>619</b> | <b>2252</b> | <b>423</b> | <b>621</b> | <b>142</b> | <b>37</b> | <b>44</b> | <b>262</b> | <b>14</b> | <b>25</b> | <b>3</b>  | <b>382</b> | <b>522</b> | <b>99</b> | <b>46</b> | <b>33</b> | <b>.378</b> | <b>.430</b> |
| <b>Major League Totals</b> |                     | <b>.233</b> | <b>740</b> | <b>2425</b> | <b>365</b> | <b>565</b> | <b>102</b> | <b>12</b> | <b>92</b> | <b>311</b> | <b>10</b> | <b>24</b> | <b>13</b> | <b>351</b> | <b>592</b> | <b>55</b> | <b>23</b> | <b>12</b> | <b>.330</b> | <b>.399</b> |
| <b>NY Yankees Totals</b>   |                     | <b>.237</b> | <b>493</b> | <b>1606</b> | <b>258</b> | <b>381</b> | <b>72</b>  | <b>6</b>  | <b>72</b> | <b>233</b> | <b>4</b>  | <b>19</b> | <b>9</b>  | <b>257</b> | <b>386</b> | <b>29</b> | <b>14</b> | <b>9</b>  | <b>.342</b> | <b>.424</b> |

Selected by Minnesota in the first round (14th pick overall) of the 2008 First-Year Player Draft.

- a - Placed on the 15 day disabled list from June 10-July 2, 2013 with a left hamstring strain.
- b - Placed on the 7-day concussion disabled list from May 2-9, 2014.
- c - Placed on the 15-day disabled list from June 13 (retroactive to June 10) - July 2, 2014 with a right shoulder strain.
- d - Placed on the 15-day disabled list from June 14-July 3, 2015 with a right forearm strain.
- e - Placed on the 15-day disabled list from August 20-September 4, 2015 with a left hamstring strain.
- f - Acquired by the Yankees from the Minnesota Twins in exchange for C John Ryan Murphy on November 11, 2015.
- g - Placed on the 15-day disabled list from September 5 (retroactive to September 1) - September 20, 2016 with a right hamstring strain.
- h - Placed on the 10-day disabled list from June 26-August 10, 2017 with a right oblique strain.
- i - Placed on the 10-day disabled list from September 3-25, 2017 with a left oblique strain.
- j - Placed on the 10-day disabled list from March 30 - April 12, 2018 with a right intercostal muscle strain.
- k - Placed on the 10-day injured list from March 28 (retroactive to March 25) - May 13, 2019 with a lower left back strain.
- l - Placed on the 10-day injured list on August 4, 2019 with a right flexor strain...was transferred to the 60-day injured list on September 28, 2019 through the end of the season.
- m - Placed on the 10-day injured list on May 16, 2021 (retroactive to May 13) with a left wrist sprain...was transferred to the 60-day injured list on May 30, 2021 through the end of the season.

### Hicks' Postseason Record

| Year                     | Club vs. Opp.           | AVG         | G         | AB        | R         | H         | 2B       | 3B       | HR       | RBI       | SH       | SF       | HP       | BB        | SO        | SB       | CS       | E        | OBP         | SLG         |
|--------------------------|-------------------------|-------------|-----------|-----------|-----------|-----------|----------|----------|----------|-----------|----------|----------|----------|-----------|-----------|----------|----------|----------|-------------|-------------|
| 2017                     | NY Yankees vs. MIN (WC) | .333        | 1         | 3         | 0         | 1         | 0        | 0        | 0        | 1         | 0        | 0        | 0        | 1         | 0         | 0        | 0        | 0        | .500        | .333        |
|                          | NY Yankees vs. CLE (DS) | .316        | 5         | 19        | 3         | 6         | 1        | 0        | 1        | 4         | 0        | 0        | 0        | 1         | 6         | 0        | 0        | 0        | .350        | .526        |
|                          | NY Yankees vs. HOU (CS) | .083        | 7         | 24        | 2         | 2         | 1        | 0        | 0        | 0         | 0        | 0        | 0        | 2         | 8         | 0        | 0        | 0        | .154        | .125        |
| 2018                     | NY Yankees vs. OAK (WC) | .250        | 1         | 4         | 1         | 1         | 1        | 0        | 0        | 1         | 0        | 0        | 0        | 0         | 0         | 0        | 0        | 0        | .250        | .500        |
|                          | NY Yankees vs. BOS (DS) | .200        | 2         | 5         | 0         | 1         | 0        | 0        | 0        | 0         | 0        | 0        | 0        | 1         | 1         | 0        | 0        | 0        | .333        | .200        |
| 2019                     | NY Yankees vs. HOU (CS) | .154        | 5         | 13        | 1         | 2         | 0        | 0        | 1        | 3         | 0        | 0        | 0        | 4         | 5         | 1        | 0        | 0        | .353        | .385        |
| 2020                     | NY Yankees vs. CLE (WC) | .125        | 2         | 8         | 4         | 1         | 0        | 1        | 0        | 0         | 0        | 0        | 0        | 3         | 4         | 0        | 0        | 0        | .364        | .375        |
|                          | NY Yankees vs. TB (DS)  | .389        | 5         | 18        | 2         | 7         | 1        | 0        | 0        | 3         | 0        | 1        | 0        | 3         | 1         | 0        | 0        | 0        | .455        | .444        |
| <b>Wild Card Totals</b>  |                         | <b>.200</b> | <b>4</b>  | <b>15</b> | <b>5</b>  | <b>3</b>  | <b>1</b> | <b>1</b> | <b>0</b> | <b>2</b>  | <b>0</b> | <b>0</b> | <b>0</b> | <b>4</b>  | <b>4</b>  | <b>0</b> | <b>0</b> | <b>0</b> | <b>.368</b> | <b>.400</b> |
| <b>LDS Totals</b>        |                         | <b>.333</b> | <b>12</b> | <b>42</b> | <b>5</b>  | <b>14</b> | <b>2</b> | <b>0</b> | <b>1</b> | <b>7</b>  | <b>0</b> | <b>1</b> | <b>0</b> | <b>5</b>  | <b>8</b>  | <b>0</b> | <b>0</b> | <b>0</b> | <b>.396</b> | <b>.452</b> |
| <b>LCS Totals</b>        |                         | <b>.108</b> | <b>12</b> | <b>37</b> | <b>3</b>  | <b>4</b>  | <b>1</b> | <b>0</b> | <b>1</b> | <b>3</b>  | <b>0</b> | <b>0</b> | <b>0</b> | <b>6</b>  | <b>13</b> | <b>1</b> | <b>0</b> | <b>0</b> | <b>.233</b> | <b>.216</b> |
| <b>POSTSEASON TOTALS</b> |                         | <b>.223</b> | <b>28</b> | <b>94</b> | <b>13</b> | <b>21</b> | <b>4</b> | <b>1</b> | <b>2</b> | <b>12</b> | <b>0</b> | <b>1</b> | <b>0</b> | <b>15</b> | <b>25</b> | <b>1</b> | <b>0</b> | <b>0</b> | <b>.327</b> | <b>.351</b> |

### Hicks' Career Fielding Record

| Position | PCT  | G   | PO   | A  | E  | TC   | DP |
|----------|------|-----|------|----|----|------|----|
| Outfield | .992 | 717 | 1506 | 34 | 23 | 1552 | 11 |

### Hicks' Career Home Run Chart

**MULTI-HOMER GAMES:** 5. **TWO-HOMER GAMES:** 4, last on 4/13/18 at DET. **THREE-HOMER GAMES:** 7/1/18 vs. BOS. **GRAND SLAMS:** None. **PINCH-HIT HR:** 3, last on 7/5/19 at TB (Pagán). **INSIDE-THE-PARK HR:** 2, last on 5/19/18 at KC (Duffy). **WALK-OFF HR:** None. **LEADOFF HR:** 3, last on 6/26/18 at PHI (Arrieta).

### Hicks' Career Bests and Streaks

**HITS:** 4 - 5 times (last on 8/30/17 vs. CLE). **RUNS:** 4 - 2 times (last on 9/21/18 vs. BAL). **2B:** 3, 6/1/17 at TOR. **3B:** 1 - 12 times (last on 9/22/20 at TOR). **HR:** 3, 7/1/18 vs. BOS. **RBI:** 6, 6/1/17 at TOR. **BB:** 3 - 3 times (last on 9/26/17 vs. TB). **SO:** 4, 5/7/17 at CHC. **SB:** 1 - 55 times (last on 9/27/20 vs. MIA). **HIT STREAK:** 9g, 5/28-6/6/17. **"WALK-OFF" HITS:** 3, last on 9/22/18 vs. BAL (double).

Player of the Month: None

Player of the Week: None

Rookie of the Month: None



# KYLE HIGASHIOKA • C

# 66

HT: 6-1 • WT: 202 • BATS: R • THROWS: R  
BIRTHDATE: 4/20/90 • OPENING DAY AGE: 30  
BIRTHPLACE: Huntington Beach, Calif.  
RESIDES: Bend, Ore.  
M.L. SERVICE: 3 years, 5 days



2021 SEASON  
SUMMARY

MANAGER, COACHES  
& STAFF BIOS

FULL  
PLAYER BIOS

ADDITIONAL  
PLAYER BIOS

HISTORICAL STATS &  
POSTSEASON RECORDS

POSTSEASON  
SERIES RECAPS

MINORS &  
2022 SCHEDULE

## STATUS

- ▶ Signed by the Yankees as a minor league free agent on November 18, 2015...was selected by the Yankees in the seventh round of the 2008 First-Year Player Draft.

## CAREER NOTES

- ▶ The 2008 seventh-round Yankees draft pick made his Major League debut in 2017 after spending parts of 10 seasons in the minors...matches the club record for the longest gap from draft to debut by a player drafted by and debuting with the Yankees...shares the record with INF George Zeber, who was chosen in the fifth round of the 1968 First-Year Player Draft and made his debut for the team in the 1977 season.
- ▶ Is the second-longest tenured player in the Yankees organization (Brett Gardner).
- ▶ Owns a 2.93 catcher's ERA (190.0IP, 62ER) with 40BB and 249K with RHP Gerrit Cole on the mound.
- ▶ In his minor league career (2008-19), caught 29.9% of potential base stealers (205-of-685).
- ▶ Has made two career Opening Day rosters (2020-21).

## 2021

- ▶ Hit .181 (35-for-193) with 20R, 10 doubles, 10HR, 29RBI and 17BB in 67 games with the Yankees...set career highs in games played, runs scored, hits, doubles, HR, RBI and walks.
- ▶ 20 of his 35H this season went for extra bases (10 doubles, 10HR).
- ▶ His 3.38 catchers' ERA was the lowest in the AL and sixth-lowest in the Majors this season (min. 350.0 innings played).
- ▶ Walked 17 times in 67 games after not collecting a walk in his previous two seasons (19 games from 2019-20) and just 8BB in 72 games over his first four seasons from 2017-20.
- ▶ Posted a 3.26 catcher's ERA with RHP Gerrit Cole on the mound during the regular season (163.0IP, 59ER)...was the eighth-lowest catcher's ERA behind any pitcher in the Majors this season (min. 125.0IP caught with that pitcher).
- ▶ Collected 10BB in his first 22 games of the season (4/1-5/19) after collecting only 8BB in 72 games over his first four seasons (2017-20).
- ▶ Hit .320/.414/.880 (8-for-25) with 6R, 2 doubles, 4HR, 6RBI and 4BB in his first 11 games of the season from 4/1-27.
- ▶ Walked on 4/6 vs. Baltimore, snapping a streak of 35 games (with a PA) without a base on balls (first since 8/30/18 vs. Detroit).
- ▶ Was 1-for-1 with a game-tying RBI single in the 10th inning on 4/7 vs. Baltimore...was his first career game-tying or go-ahead hit...entered the game as a defensive replacement at C in the ninth inning.
- ▶ Recorded his third career multi-HR game on 4/12 at Toronto, his first since 9/16/20 vs. Toronto (3HR)...hit a game-winning two-run HR in the fifth and a solo HR in the eighth...his fifth-inning HR was the first go-ahead hit of his career...two of his three career multi-HR games have come against the Blue Jays...according to STATS, was the first catcher in MLB history to have three multi-HR games within his first 12 career HR.
- ▶ Hit 4HR in an eight-game span from 4/12-27.
- ▶ Was 0-for-1 with 2BB on 4/18 vs. Tampa Bay, setting a career high in walks.
- ▶ Started 16 of the Yankees' 32 games from 4/27-5/31.
- ▶ Hit his fifth HR of the season on a game-tying solo HR off Max Scherzer in the third inning on 5/8 vs. Washington (1-for-4), setting a new career high in home runs (4HR in 2020).
- ▶ Caught Corey Kluber's no-hitter on 5/19 at Texas...according to *Elias*, his 93 career games prior to catching the no-hitter marked the second-fewest career regular-season appearances prior to a no-hit effort, trailing Jorge Posada's 92 career games catching David Wells' perfect game.
- ▶ Was placed on the COVID-19 injured list on 7/16 and was reinstated on 7/27...missed nine team games.
- ▶ Hit a pinch-hit, game-tying RBI double in the sixth inning on 8/7 vs. Seattle...was his first career pinch hit.
- ▶ Recorded a go-ahead sac fly in the 10th inning on 8/9 at Kansas City, his second career RBI in extra innings and his first career go-ahead RBI in extra innings (0-for-3, 1BB, 1SF).
- ▶ Hit a go-ahead two-run HR in the fourth on 8/10 at Kansas City.
- ▶ Went 2-for-3 with 2R, 1 double, 1HR and 3RBI on 8/19 vs. Minnesota, hitting a go-ahead RBI double in the third and a two-run HR in the fourth...his 3RBI tied his season high (also 3RBI on 4/12 at Toronto in Dunedin)...had collected just 2H in his previous eight games (8/8-17).



- ▶ Hit his 10th home run of the season on 9/11 at the Mets...with C Gary Sánchez's 23HR this season, it marked the eighth time in franchise history the club has had two catchers (min. 50% G at C) record double-digit home runs in a season...also accomplished the feat in 2018 (Austin Romine/Sánchez), 2016 (Brian McCann/Sánchez), 1994 (Jim Leyritz/Mike Stanley), 1993 (Matt Nokes/Stanley), 1962 (Yogi Berra/Elston Howard), 1961 (Johnny Blanchard/Howard) and 1958 (Berra/Howard).
- ▶ Had hit safely in four straight games from 9/19-29, tying his career high (fourth time, first since 4G from 4/19-7/27/19).
- ▶ Drove in a run in a career-high-tying three straight games from 9/22-29 (also 3G from 9/16-22/20)...recorded 5RBI in that span.
- ▶ Hit a game-tying, two-run single in the seventh inning on 9/29 at Toronto...marked his second career hit that tied either the game or gave the Yankees the lead in the seventh inning or later (also a game-tying single in the 10th inning on 4/7/21 vs. Baltimore).
- ▶ Was the starting catcher for the Yankees in the AL Wild Card at Boston, going 0-for-2 before being removed for a pinch hitter in the eighth.
- ▶ Hit .133 (4-for-30) with 2R in 13 spring training games.

## PERSONAL

- ▶ Last name is pronounced "he-GAH-shi-Oh-kah."
- ▶ Was named the Yankees' nominee for the 2021 Roberto Clemente Award, his first career nomination...the Roberto Clemente Award is the annual recognition of a Major League player who best represents the game of baseball through extraordinary character, community involvement, philanthropy and positive contributions, both on and off the field...an avid supporter of the MLB Urban Youth Academy in Compton, California — which he is a proud alumni of — Higashioka has dedicated a good deal of his free time ensuring that future Major Leaguers in inner-city neighborhoods have an equal opportunity to thrive as those that grew up in less urban environments...in addition to his work with inner-city youth, he is also a devoted supporter of the Special Operations Warrior Foundation (SOWF), a nonprofit organization dedicated to empowering the families of fallen and severely wounded special operations warriors and children of all medal of honor recipients.
- ▶ Ruffed off his game-used commemorative Memorial Day gear to raise funds for Special Operations Warrior Foundation...the Special Operations Warrior Foundation (SOWF) provides support to the surviving children of Special Operations personnel who lose their lives in the line-of-duty and provides grants to severely combat-wounded and hospitalized Special Operations personnel and their families...the raffle featured Higashioka's game-worn custom Memorial Day spikes, full catchers gear and mask, and other specialty game-worn items from the Memorial Day weekend series.
- ▶ Graduated from Edison (Calif.) High School in 2008, where he batted .382 with 7HR and 31RBI as a senior and earned All-County honors...was selected as the starting catcher for the 2008 Orange County All-Star South team...was the 2006 All-Sunset League "Rookie of the Year."

### Higashioka's Career Playing Record

| Year                       | Club          | AVG         | G          | AB          | R          | H          | 2B         | 3B       | HR        | RBI        | SH       | SF        | HP        | BB         | SO         | SB       | CS       | E         | OBP         | SLG         |
|----------------------------|---------------|-------------|------------|-------------|------------|------------|------------|----------|-----------|------------|----------|-----------|-----------|------------|------------|----------|----------|-----------|-------------|-------------|
| 2008                       | GCL Yankees   | .261        | 18         | 46          | 5          | 12         | 1          | 0        | 1         | 3          | 0        | 1         | 2         | 8          | 0          | 0        | 0        | .300      | .348        |             |
| 2009                       | Staten Island | .253        | 60         | 217         | 24         | 55         | 11         | 0        | 2         | 32         | 1        | 2         | 1         | 26         | 31         | 0        | 1        | .5        | .333        | .332        |
| 2010                       | Charleston    | .225        | 90         | 320         | 35         | 72         | 18         | 0        | 6         | 24         | 2        | 1         | 5         | 31         | 64         | 0        | 2        | 6         | .303        | .338        |
| 2011                       | Tampa         | .238        | 46         | 164         | 21         | 39         | 10         | 0        | 4         | 16         | 0        | 1         | 1         | 14         | 22         | 1        | 0        | 6         | .300        | .372        |
|                            | Charleston    | .223        | 36         | 130         | 14         | 29         | 6          | 0        | 4         | 13         | 1        | 2         | 2         | 9          | 19         | 0        | 0        | 1         | .280        | .362        |
| 2012                       | Tampa         | .185        | 37         | 124         | 13         | 23         | 5          | 0        | 6         | 21         | 2        | 2         | 0         | 10         | 34         | 1        | 1        | 2         | .243        | .371        |
|                            | Trenton       | .087        | 7          | 23          | 1          | 2          | 0          | 0        | 0         | 2          | 0        | 1         | 0         | 2          | 8          | 0        | 0        | 0         | .154        | .087        |
| 2013                       | Trenton       | .320        | 7          | 25          | 1          | 8          | 3          | 0        | 1         | 5          | 1        | 0         | 0         | 5          | 0          | 0        | 0        | .320      | .560        |             |
| 2014                       | GCL Yankees 1 | .217        | 8          | 23          | 3          | 5          | 1          | 0        | 0         | 1          | 0        | 1         | 0         | 3          | 7          | 0        | 0        | 1         | .296        | .261        |
|                            | Tampa         | .231        | 9          | 26          | 5          | 6          | 3          | 0        | 1         | 2          | 0        | 1         | 0         | 4          | 4          | 0        | 0        | 0         | .323        | .462        |
| 2015                       | Tampa         | .254        | 88         | 307         | 25         | 78         | 18         | 2        | 5         | 36         | 0        | 1         | 1         | 22         | 49         | 0        | 8        | .305      | .375        |             |
|                            | Scranton/WB   | .176        | 5          | 17          | 2          | 3          | 1          | 0        | 0         | 1          | 0        | 0         | 0         | 4          | 0          | 0        | 0        | .176      | .235        |             |
| 2016                       | Trenton       | .293        | 63         | 222         | 31         | 65         | 15         | 0        | 11        | 51         | 0        | 8         | 0         | 26         | 42         | 0        | 1        | 9         | .355        | .509        |
|                            | Scranton/WB   | .250        | 39         | 148         | 24         | 37         | 9          | 0        | 10        | 30         | 0        | 0         | 0         | 12         | 31         | 0        | 1        | 0         | .306        | .514        |
| 2017                       | Scranton/WB   | .264        | 14         | 53          | 5          | 14         | 4          | 0        | 2         | 11         | 0        | 0         | 0         | 4          | 7          | 0        | 0        | 4         | .316        | .453        |
|                            | YANKEES       | .000        | 9          | 18          | 2          | 0          | 0          | 0        | 0         | 0          | 0        | 0         | 0         | 2          | 6          | 0        | 0        | 0         | .100        | .000        |
|                            | Staten Island | .438        | 5          | 16          | 7          | 7          | 2          | 0        | 4         | 8          | 0        | 0         | 0         | 2          | 5          | 0        | 0        | 0         | .500        | 1.313       |
|                            | Pulaski       | .800        | 2          | 5           | 3          | 4          | 1          | 0        | 3         | 4          | 0        | 1         | 0         | 1          | 0          | 0        | 0        | 0         | .714        | 2.800       |
| 2018                       | YANKEES       | .167        | 29         | 72          | 6          | 12         | 2          | 0        | 3         | 6          | 0        | 0         | 1         | 6          | 16         | 0        | 0        | 1         | .241        | .319        |
|                            | Scranton/WB   | .202        | 53         | 188         | 16         | 38         | 10         | 1        | 5         | 22         | 0        | 2         | 3         | 17         | 44         | 2        | 0        | 6         | .276        | .346        |
| 2019                       | Scranton/WB   | .278        | 70         | 241         | 42         | 67         | 13         | 0        | 20        | 56         | 0        | 2         | 3         | 24         | 53         | 0        | 0        | 6         | .348        | .581        |
|                            | YANKEES       | .214        | 18         | 56          | 8          | 12         | 5          | 0        | 3         | 11         | 0        | 1         | 0         | 0          | 26         | 0        | 0        | 0         | .211        | .464        |
| 2020                       | YANKEES - a   | .250        | 16         | 48          | 7          | 12         | 1          | 0        | 4         | 10         | 0        | 0         | 0         | 0          | 11         | 0        | 0        | 2         | .250        | .521        |
| 2021                       | YANKEES - b   | .181        | 67         | 193         | 20         | 35         | 10         | 0        | 10        | 29         | 0        | 1         | 0         | 17         | 59         | 0        | 0        | 3         | .246        | .389        |
| <b>Minor League Totals</b> |               | <b>.246</b> | <b>657</b> | <b>2295</b> | <b>277</b> | <b>564</b> | <b>131</b> | <b>3</b> | <b>85</b> | <b>338</b> | <b>7</b> | <b>26</b> | <b>17</b> | <b>209</b> | <b>437</b> | <b>4</b> | <b>6</b> | <b>54</b> | <b>.310</b> | <b>.417</b> |
| <b>Major League Totals</b> |               | <b>.183</b> | <b>139</b> | <b>387</b>  | <b>43</b>  | <b>71</b>  | <b>18</b>  | <b>0</b> | <b>20</b> | <b>56</b>  | <b>0</b> | <b>2</b>  | <b>1</b>  | <b>25</b>  | <b>118</b> | <b>0</b> | <b>0</b> | <b>6</b>  | <b>.234</b> | <b>.385</b> |

Selected by the Yankees in the seventh round of the 2008 First-Year Player Draft.

a - Placed on the 10-day injured list from August 8 (retroactive to August 6) - September 1, 2020 with a right oblique strain.

b - Placed on the COVID-19 injured list from July 16-27, 2021.



## Higashioka's Postseason Record

| Year                     | Club vs. Opp.           | AVG         | G        | AB        | R        | H        | 2B       | 3B       | HR       | RBI      | SH       | SF       | HP       | BB       | SO       | SB       | CS       | E        | OBP         | SLG         |  |
|--------------------------|-------------------------|-------------|----------|-----------|----------|----------|----------|----------|----------|----------|----------|----------|----------|----------|----------|----------|----------|----------|-------------|-------------|--|
| 2018                     | NY Yankees vs. MIN (WC) |             |          |           |          |          |          |          |          |          |          |          |          |          |          |          |          |          |             |             |  |
| On Roster - Did Not Play |                         |             |          |           |          |          |          |          |          |          |          |          |          |          |          |          |          |          |             |             |  |
| 2020                     | NY Yankees vs. CLE (WC) | .200        | 1        | 5         | 0        | 1        | 0        | 0        | 0        | 0        | 0        | 0        | 0        | 0        | 1        | 0        | 0        | 0        | .200        | .200        |  |
|                          | NY Yankees vs. TB (DS)  | .308        | 4        | 13        | 2        | 4        | 0        | 0        | 1        | 2        | 0        | 0        | 0        | 1        | 2        | 0        | 0        | 0        | .357        | .538        |  |
| 2021                     | NY Yankees vs. BOS (WC) | .000        | 1        | 2         | 0        | 0        | 0        | 0        | 0        | 0        | 0        | 0        | 0        | 0        | 2        | 0        | 0        | 0        | .000        | .000        |  |
| <b>Wild Card Totals</b>  |                         | <b>.143</b> | <b>2</b> | <b>7</b>  | <b>0</b> | <b>1</b> | <b>0</b> | <b>0</b> | <b>0</b> | <b>0</b> | <b>0</b> | <b>0</b> | <b>0</b> | <b>0</b> | <b>3</b> | <b>0</b> | <b>0</b> | <b>0</b> | <b>.143</b> | <b>.143</b> |  |
| <b>LDS Totals</b>        |                         | <b>.308</b> | <b>4</b> | <b>13</b> | <b>2</b> | <b>4</b> | <b>0</b> | <b>0</b> | <b>1</b> | <b>2</b> | <b>0</b> | <b>0</b> | <b>0</b> | <b>1</b> | <b>2</b> | <b>0</b> | <b>0</b> | <b>0</b> | <b>.357</b> | <b>.538</b> |  |
| <b>POSTSEASON TOTALS</b> |                         | <b>.250</b> | <b>6</b> | <b>20</b> | <b>2</b> | <b>5</b> | <b>0</b> | <b>0</b> | <b>1</b> | <b>2</b> | <b>0</b> | <b>0</b> | <b>0</b> | <b>1</b> | <b>5</b> | <b>0</b> | <b>0</b> | <b>0</b> | <b>.286</b> | <b>.400</b> |  |

## Higashioka's Career Fielding Record

| Position | PCT  | G   | PO   | A  | E | TC   | PB |
|----------|------|-----|------|----|---|------|----|
| Catcher  | .995 | 133 | 1143 | 49 | 6 | 1198 | 10 |

## Higashioka's Career Home Run Chart

**MULTI-HOMER GAMES:** 3. **TWO-HOMER GAMES:** 2 (last on 4/12/21 at TOR). **THREE-HOMER GAMES:** 1, 9/16/20 vs. TOR. **GRAND SLAMS:** None. **PINCH-HIT HR:** None. **INSIDE-THE-PARK HR:** None. **WALK-OFF HR:** None. **LEADOFF HR:** None.

## Higashioka's Career Bests and Streaks

**HITS:** 3, on 9/16/20 vs. TOR. **RUNS:** 3, on 9/16/20 vs. TOR. **2B:** 2, on 8/4/19 vs. BOS. **3B:** None. **HR:** 3, on 9/16/20 vs. TOR. **RBI:** 5 - 2 times (last on 9/16/20 vs. TOR). **BB:** 2 - 4 times (last on 9/4/21 vs. Baltimore). **SO:** 4, on 8/15/21 at CHW. **SB:** None. **HIT STREAK:** 4G - 4 times (last from 9/19-29/21). **"WALK-OFF" HITS:** None.

**Player of the Month:** None

**Player of the Week:** None

**Rookie of the Month:** None



# CLAY HOLMES • RHP

# 35

**HT:** 6-5 • **WT:** 245 • **BATS:** R • **THROWS:** R  
**BIRTHDATE:** 3/27/93 • **OPENING DAY AGE:** 28  
**BIRTHPLACE:** Dothan, Ala.  
**RESIDES:** Nashville, Tenn.  
**M.L. SERVICE:** 3 years, 31 days



## STATUS

- ▶ Was acquired by the Yankees from the Pittsburgh Pirates in exchange for infielders Diego Castillo and Hoy Park on July 26, 2021.

## CAREER NOTES

- ▶ Made two Opening Day rosters with Pittsburgh (2020-21).
- ▶ Made his first career postseason appearance with the Yankees in 2021.

## 2021

- ▶ Combined with the Pirates and Yankees to go 8-4 with a 3.60 ERA (70.0IP, 53H, 32R/28ER, 29BB, 78K, 5HR) in 69 relief appearances.
- ▶ Went 5-2 with a 1.61 ERA (28.0IP, 18H, 8R/5ER, 4BB, 34K, 2HR) in 25 relief appearances with the Yankees...his 1.61 ERA was the ninth-lowest among AL pitchers (min. 20G) since he made his Yankees debut on 7/29.
- ▶ Held right-handed batters to a .176/.249/.222 (31-for-176) slash line this season...his .176 opponent's BA vs. right-handed batters was the seventh-lowest in the Majors (min. 180 batters faced).
- ▶ According to FanGraphs, was second among all Major League pitchers with a 68.7 groundball percentage, trailing only Houston's Framber Valdez's 70.3 groundball percentage (min. 60.0IP).
- ▶ Did not allow a run in 50 of 69 appearances this season, including 18 of 25 with the Yankees...was scoreless in 11 of his 13 outings of at least 1.1 innings this season.
- ▶ Began the season with the Pittsburgh Pirates, going 3-2 with a 4.93 ERA (42.0IP, 35H, 24R/23ER, 25BB, 44K, 3HR) in 44 relief appearances.
- ▶ Made his first appearance of the season on Opening Day, tossing a scoreless fifth inning (1.0IP, 1K).
- ▶ Recorded his first win of the season on 4/25 at Minnesota, tossing 1.1 scoreless innings (1BB, 1K)...marked his first win since 7/2/19 vs. Chicago-NL.
- ▶ Tossed 2.0 scoreless innings and collected a season-high-tying 4K on 4/28 vs. Kansas City (2.0IP, 2H, 4K).
- ▶ Had a career-high 13.0 scoreless inning streak from 5/3-6/9 (13.0IP, 11H, 5BB, 11K).
- ▶ Allowed just 4BB over his final 27 appearances from 7/23-10/3 (29.2IP, 108BF)...his 0.74 WHIP was the fifth-lowest and his 1.21 BB/9 ratio was the ninth-lowest in the Majors over that span (min. 25.0IP).
- ▶ Was acquired by the Yankees from the Pittsburgh Pirates in exchange for INF Diego Castillo and INF Hoy Park on 7/26.
- ▶ Recorded at least 1K in 21 of his 25 appearances with the Yankees.
- ▶ Surrendered just 1BB to his 93BF in 23 games from 7/23-9/26.
- ▶ His five wins since his Yankees debut on 7/29 were the third-most on the team, trailing only Gerrit Cole (6) and Chad Green (6).
- ▶ In his Yankees debut on 7/29 at Tampa Bay, tossed a perfect eighth inning in relief (1K).
- ▶ Missed 11 team games on the COVID-19 injured list from 8/11-23.
- ▶ Struck out all four batters he faced in relief on 9/4 vs. Baltimore (1.1IP), tying his season high (also 4K on 4/28 vs. Kansas City with Pittsburgh) and matched the second-highest total in a single game in his career, trailing only his 6K on 7/14/18 vs. Milwaukee with Pittsburgh...entered the game with the bases loaded and two out in the fifth, stranding all three runners.
- ▶ Blew the save in the ninth on 9/16 at Baltimore after allowing the game-tying run to score on a passed ball (2.0IP, 1H, 1R/OER, 2K, 1WP)...marked his fourth appearance of at least 2.0 innings this season and first since 5/16 vs. San Francisco with Pittsburgh.
- ▶ Earned his eighth win of the season after tossing a scoreless 10th inning on 9/13 vs. Minnesota (1.0IP, 1K).
- ▶ Made his postseason debut in the AL Wild Card Game at Boston, tossing 2.0 scoreless innings of relief (1H, 1K)...entered with two men on and no outs in the third and did not allow an inherited runner to score.



**PERSONAL**

- ▶ Full name is Clayton Walter Holmes.
- ▶ Attended Slocomb High School (Ala.)...helped lead the baseball team to a runner-up finish in the Class 3A playoffs as a senior in 2011...went 11-5 for Slocomb as a junior while also recording 126 strikeouts...carried a 4.0 grade point average and was Slocomb's class valedictorian while also being recognized by the Alabama Baseball Coaches Association as its Student Athlete-of-the-Year in 2011.
- ▶ Spent three years playing on Slocomb's varsity basketball team, where he averaged a double-double in both his junior and senior seasons.
- ▶ Had committed to play baseball at Auburn University before signing with the Pirates.
- ▶ Was signed by Pirates scout Darren Mazerowski, the son of Hall of Famer Bill Mazeroski.

**Holmes' Career Pitching Record**

| Year                       | Club              | W         | L         | ERA         | G          | GS         | CG       | SHO      | SV       | IP                      | H          | R          | ER         | HR        | HP        | BB         | SO         | WP        | BK       |
|----------------------------|-------------------|-----------|-----------|-------------|------------|------------|----------|----------|----------|-------------------------|------------|------------|------------|-----------|-----------|------------|------------|-----------|----------|
| 2012                       | State College     | 5         | 3         | 2.28        | 13         | 13         | 0        | 0        | 0        | 59.1                    | 35         | 17         | 15         | 1         | 5         | 29         | 34         | 4         | 1        |
| 2013                       | West Virginia     | 5         | 6         | 4.08        | 26         | 25         | 0        | 0        | 0        | 119.0                   | 106        | 59         | 54         | 7         | 12        | 69         | 90         | 5         | 0        |
| 2014                       |                   |           |           |             |            |            |          |          |          | Injured - Did Not Pitch |            |            |            |           |           |            |            |           |          |
| 2015                       | GCL Pirates       | 1         | 0         | 2.03        | 3          | 3          | 0        | 0        | 0        | 13.1                    | 13         | 5          | 3          | 0         | 3         | 1          | 10         | 2         | 1        |
|                            | Bradenton         | 0         | 2         | 2.74        | 6          | 6          | 0        | 0        | 0        | 23.0                    | 18         | 7          | 7          | 0         | 4         | 7          | 16         | 1         | 0        |
| 2016                       | Altoona           | 10        | 9         | 4.22        | 26         | 26         | 0        | 0        | 0        | 136.1                   | 138        | 70         | 64         | 10        | 14        | 64         | 101        | 8         | 1        |
| 2017                       | Indianapolis      | 10        | 5         | 3.36        | 25         | 24         | 0        | 0        | 0        | 112.2                   | 96         | 45         | 42         | 4         | 8         | 59         | 99         | 12        | 0        |
| 2018                       | Indianapolis      | 8         | 3         | 3.40        | 22         | 16         | 1        | 0        | 0        | 95.1                    | 94         | 40         | 36         | 4         | 5         | 40         | 100        | 5         | 0        |
|                            | PITTSBURGH        | 1         | 3         | 6.84        | 11         | 4          | 0        | 0        | 0        | 26.1                    | 30         | 21         | 20         | 2         | 2         | 23         | 21         | 4         | 0        |
|                            | Bradenton         | 0         | 0         | 1.50        | 1          | 1          | 0        | 0        | 0        | 6.0                     | 4          | 1          | 1          | 0         | 0         | 0          | 8          | 0         | 0        |
| 2019                       | Indianapolis      | 2         | 1         | 6.32        | 10         | 0          | 0        | 0        | 1        | 15.2                    | 17         | 15         | 11         | 1         | 1         | 15         | 13         | 0         | 1        |
|                            | PITTSBURGH - a, b | 1         | 2         | 5.58        | 35         | 0          | 0        | 0        | 0        | 50.0                    | 45         | 36         | 31         | 5         | 9         | 36         | 56         | 4         | 0        |
|                            | Altoona           | 1         | 0         | 6.75        | 2          | 0          | 0        | 0        | 0        | 4.0                     | 5          | 3          | 3          | 0         | 1         | 1          | 3          | 1         | 0        |
| 2020                       | PITTSBURGH - c    | 0         | 0         | 0.00        | 1          | 0          | 0        | 0        | 0        | 1.1                     | 2          | 0          | 0          | 0         | 0         | 0          | 1          | 0         | 0        |
| 2021                       | PITTSBURGH - d    | 3         | 2         | 4.93        | 44         | 0          | 0        | 0        | 0        | 42.0                    | 35         | 24         | 23         | 3         | 4         | 25         | 44         | 5         | 1        |
|                            | YANKEES - e       | 5         | 2         | 1.61        | 25         | 0          | 0        | 0        | 0        | 28.0                    | 18         | 8          | 5          | 2         | 0         | 4          | 34         | 4         | 0        |
| <b>Minor League Totals</b> |                   | <b>42</b> | <b>29</b> | <b>3.63</b> | <b>134</b> | <b>114</b> | <b>1</b> | <b>0</b> | <b>1</b> | <b>584.2</b>            | <b>526</b> | <b>262</b> | <b>236</b> | <b>27</b> | <b>53</b> | <b>285</b> | <b>474</b> | <b>38</b> | <b>4</b> |
| <b>AL Totals</b>           |                   | <b>5</b>  | <b>2</b>  | <b>1.61</b> | <b>25</b>  | <b>0</b>   | <b>0</b> | <b>0</b> | <b>0</b> | <b>28.0</b>             | <b>18</b>  | <b>8</b>   | <b>5</b>   | <b>2</b>  | <b>0</b>  | <b>4</b>   | <b>34</b>  | <b>4</b>  | <b>0</b> |
| <b>NL Totals</b>           |                   | <b>5</b>  | <b>7</b>  | <b>5.57</b> | <b>91</b>  | <b>4</b>   | <b>0</b> | <b>0</b> | <b>0</b> | <b>119.2</b>            | <b>112</b> | <b>81</b>  | <b>74</b>  | <b>10</b> | <b>15</b> | <b>84</b>  | <b>122</b> | <b>13</b> | <b>1</b> |
| <b>Major League Totals</b> |                   | <b>10</b> | <b>9</b>  | <b>4.81</b> | <b>116</b> | <b>4</b>   | <b>0</b> | <b>0</b> | <b>0</b> | <b>147.2</b>            | <b>130</b> | <b>89</b>  | <b>79</b>  | <b>12</b> | <b>15</b> | <b>88</b>  | <b>156</b> | <b>17</b> | <b>1</b> |
| <b>NY Yankees Totals</b>   |                   | <b>5</b>  | <b>2</b>  | <b>1.61</b> | <b>25</b>  | <b>0</b>   | <b>0</b> | <b>0</b> | <b>0</b> | <b>28.0</b>             | <b>18</b>  | <b>8</b>   | <b>5</b>   | <b>2</b>  | <b>0</b>  | <b>4</b>   | <b>34</b>  | <b>4</b>  | <b>0</b> |

Selected by the Pittsburgh Pirates in the ninth round of the 2011 First-Year Player Draft.

a - Placed on the 10-day injured list from July 24 - August 11, 2019 with right triceps inflammation.

b - Placed on the 10-day injured list from August 21 - September 1, 2019 with left quadriceps discomfort.

c - Placed on the 10-day injured list from July 28 (retroactive to July 25) through the end of season with a right elbow sprain... was transferred to the 45-day injured list on August 12.

d - Acquired by the Yankees from the Pittsburgh Pirates in exchange for INF Diego Castillo and INF Hoy Park on July 26, 2021.

e - Placed on the COVID-19 injured list from August 11 - August 23, 2021.

**Holmes' Postseason Record**

| Year                     | Club vs. Opp.           | W        | L        | ERA         | G        | GS       | CG       | SHO      | SV       | IP         | H        | R        | ER       | HR       | HP       | BB       | SO       | WP       | BK       |
|--------------------------|-------------------------|----------|----------|-------------|----------|----------|----------|----------|----------|------------|----------|----------|----------|----------|----------|----------|----------|----------|----------|
| 2021                     | NY Yankees vs. BOS (WC) | 0        | 0        | 0.00        | 1        | 0        | 0        | 0        | 0        | 2.0        | 1        | 0        | 0        | 0        | 0        | 0        | 1        | 0        | 0        |
| <b>Wild Card Totals</b>  |                         | <b>0</b> | <b>0</b> | <b>0.00</b> | <b>1</b> | <b>0</b> | <b>0</b> | <b>0</b> | <b>0</b> | <b>2.0</b> | <b>1</b> | <b>0</b> | <b>0</b> | <b>0</b> | <b>0</b> | <b>0</b> | <b>1</b> | <b>0</b> | <b>0</b> |
| <b>POSTSEASON TOTALS</b> |                         | <b>0</b> | <b>0</b> | <b>0.00</b> | <b>1</b> | <b>0</b> | <b>0</b> | <b>0</b> | <b>0</b> | <b>2.0</b> | <b>1</b> | <b>0</b> | <b>0</b> | <b>0</b> | <b>0</b> | <b>0</b> | <b>1</b> | <b>0</b> | <b>0</b> |

**Holmes' Career Fielding Record**

| Position | PCT  | G   | PO | A  | E | TC | DP |
|----------|------|-----|----|----|---|----|----|
| Pitcher  | .979 | 116 | 15 | 31 | 1 | 47 | 2  |

**Holmes' Regular Season Batting Record**

| Year                       | Team            | AVG         | G          | AB        | R        | H        | 2B       | 3B       | HR       | RBI      | SH       | SF       | HP       | BB       | SO       | SB       | CS       |
|----------------------------|-----------------|-------------|------------|-----------|----------|----------|----------|----------|----------|----------|----------|----------|----------|----------|----------|----------|----------|
| 2021                       | PIT/ NY Yankees | .000        | 69         | 1         | 0        | 0        | 0        | 0        | 0        | 0        | 0        | 0        | 0        | 0        | 1        | 0        | 0        |
| <b>Major League Totals</b> |                 | <b>.000</b> | <b>116</b> | <b>12</b> | <b>1</b> | <b>0</b> | <b>0</b> | <b>0</b> | <b>0</b> | <b>0</b> | <b>0</b> | <b>0</b> | <b>0</b> | <b>0</b> | <b>7</b> | <b>0</b> | <b>0</b> |

**Holmes' Career Bests and Streaks**

**COMPLETE GAMES:** None. **LOW-HIT COMPLETE GAME:** None. **IP (START):** 6.0, on 7/14/18 vs. MIL. **IP (RELIEF):** 3.2, on 8/20/19 vs. WAS. **HITS:** 8, on 8/10/18 at SF. **RUNS:** 7, on 8/10/18 at SF. **BB:** 4 - 5 times (last on 6/11/21 at MIL). **SO:** 6, on 7/14/18 vs. MIL. **HR:** 1 - 12 times (last on 9/29/21 at TOR). **WINNING STREAK:** 4G, from 7/17-9/3/21. **LOSING STREAK:** 2G - 3 times (last from 6/11-14/21). **SCORELESS STREAK (IP):** 13.0, 5/3-6/9/21.

**Pitcher of the Month:** None

**Player of the Week:** None

**Rookie of the Month:** None



# AARON JUDGE • OF

# 99

**HT:** 6-7 • **WT:** 282 • **BATS:** R • **THROWS:** R  
**BIRTHDATE:** 4/26/92 • **OPENING DAY AGE:** 28  
**BIRTHPLACE:** Linden, Calif.  
**RESIDES:** Linden, Calif.  
**COLLEGE:** Fresno State  
**M.L. SERVICE:** 5 years, 51 days



## STATUS

- ▶ Selected by the Yankees in the first round (32nd overall) of the 2013 First-Year Player Draft.

## CAREER NOTES

- ▶ Has been among the fastest in Baseball history to reach all of his career home runs (in terms of games played).
- ▶ Has hit 158HR in 572 career Major League games, the second-most home runs through 572 games in Major League history, trailing only Ryan Howard (177HR)... had 56HR in 348 games in the minor leagues prior to his Major League debut.
- ▶ The Yankees have gone 105-37 in his career when he homers.
- ▶ Since the start of 2019, 41 of his 75HR have tied the game or given the Yankees a lead.
- ▶ Is one of seven players drafted and signed by the Yankees to hit at least 100HR with the club (Gardner, Posada, Jeter, Mattingly, Munson and Pagliarulo).
- ▶ Has hit .301/.415/.608 (287-for-953) with 211R, 44 doubles, 1 triple, 82HR, 192RBI and 185BB in 268 home games since 2017.
- ▶ His 158HR are the fourth-most HR hit as a member of the Yankees among players drafted by the organization, trailing only Jorge Posada (275HR, 1990), Derek Jeter (260HR, 1992) and Don Mattingly (222HR, 1979).
- ▶ Has 85HR in 284 career home games, the second-most in Yankee Stadium history behind only Mark Teixeira (113HR).
- ▶ Has a 11.76 AB/HR ratio at home (1000AB, 85HR), the fourth-best ratio in home games in Major League history (min. 300AB), trailing only Mark McGwire (10.56), Joey Gallo (10.87) and Babe Ruth (11.62)...is the best mark by any player at the current Yankee Stadium (min. 100AB).
- ▶ Has hit 20HR prior to the All-Star break three times in his career: 21HR in 2021, 25HR in 2018 and 30HR in 2017... according to *Elias*, is the sixth player in Yankees history with three such seasons, joining Mickey Mantle (6), Jason Giambi (3), Roger Maris (3), Alex Rodriguez (3) and Mark Teixeira (3).
- ▶ Is one of six position players drafted by the Yankees to make the All-Star team as a Yankee (also Thurman Munson, Don Mattingly, Derek Jeter, Jorge Posada and Brett Gardner).
- ▶ Owns a .629 career slugging percentage in the month of April, the third-highest mark in Major League history during the month (min. 300PA) behind only Babe Ruth (.638) and Barry Bonds (.636).
- ▶ Has homered in the same game as teammate Giancarlo Stanton 14 times during the regular season, with the Yankees going 13-1 in those...10 of those games came in 2021...the duo has also homered in three Yankees postseason games, with the Yankees winning each of those games.
- ▶ Has hit 26HR vs. the Orioles since 2017...marks his most home runs against any opponent and are tied with Mike Trout's 26HR vs. Seattle for the second-most by any Major League player vs. a single opponent since 2017, trailing only J.D. Martinez's 27HR vs. Baltimore.
- ▶ Reached base safely in 32 straight games vs. the Orioles (w/ a PA) from 9/3/16-9/22/18...is one of eight players with as long an on-base streak vs. the O's since 1994...had an 18-game run-scoring streak vs. the O's (4/9/17-4/5/18), the second-longest by any player vs. the Baltimore/St. Louis Browns franchise since 1913, behind Boston's Jimmie Foxx's 19-game streak from 6/1/38-5/9/39...reached safely in 35 straight starts vs. the Orioles from 9/3/16-3/31/19...hit .346/.494/.708 (45-for-130) with 40R, 8 doubles, 13HR, 34RBI, 37BB and 1HP in those games.
- ▶ Reached base safely in 31 straight home games from 9/3/17-5/4/18, the second-longest home on-base streak at the current Yankee Stadium (Mark Teixeira, 33G, 6/3-8/16/10)...hit .346/.493/.860 (37-for-107) with 34R, 7 doubles, 16HR, 39RBI and 33BB over the stretch.
- ▶ Hit a total of 14HR in the first 50 games of his career, tied with Gleyber Torres (in 2018) for third-most by a Yankee through 50 career games since 1913, behind only Gary Sánchez-19 and Kevin Maas-15.
- ▶ With 52HR in 2017, established a rookie single-season home run record (surpassing Mark McGwire-49HR in 1987)...was surpassed by the Mets' Pete Alonso (53) in 2019.
- ▶ Reached base safely in each of his 21 Interleague contests from 6/12/18-7/23/20, batting .346 (27-for-78) with 21R, 5 doubles, 8HR, 14RBI and 14BB over the span...at the time it was snapped on 7/25/20, was the Majors' second-longest active Interleague on-base streak behind a 24-game streak by Minnesota's Miguel Sanó...was the longest Interleague on-base streak by a Yankee since Brett Gardner's 23-game stretch from 4/16/14-4/26/15.

## CAREER HIGHLIGHTS

### AL All-Star Team

- ▶ 2017, 2018, 2021

### AL "Rookie of the Year"

- ▶ 2017

### Baseball America MLB

#### "Rookie of the Year"

- ▶ 2017

### Sporting News AL

#### "Rookie of the Year"

- ▶ 2017

### AL Silver Slugger

- ▶ 2017

### Wilson Defensive Player of the Year in RF

- ▶ 2019



- ▶ Has started in RF and batted second in all 35 of the Yankees' playoff games since 2017...has reached base in 20 of his 22 postseason games since 2018.
- ▶ Has 11HR in 35 career postseason games, tied with Jorge Posada for seventh place on the Yankees' all-time list...with 3HR in the 2020 postseason, surpassed Lou Gehrig (10), Hideki Matsui (10), Paul O'Neill (10), Alex Rodriguez (10), Scott Brosius (8), Robinson Canó (8), Joe DiMaggio (8) and Tino Martinez (8).
- ▶ With 4HR in 14 postseason games at Yankee Stadium, is tied with Robinson Canó (4HR in 20G) for the most postseason HRs at the current Yankee Stadium...has four career ALCS homers, tied for the fifth-most in Yankees history behind Bernie Williams (5HR), Derek Jeter (7HR), Graig Nettles (5HR) and Alex Rodriguez (5HR).
- ▶ Has 3HR in "winner take all" postseason games (2017 Wild Card Game vs. Minnesota, 2018 Wild Card Game vs. Oakland and 2020 ALDS Game 5 at Tampa Bay at Petco Park)...is tied with Didi Gregorius, Bill Skowron and Yogi Berra for most in "winner take all" games in Yankees history...is also tied for the most in Major League history (the only other player with three is Troy O'Leary (two in 1999, one in 2003).
- ▶ His six go-ahead HR in the postseason rank fourth in Yankees history behind Babe Ruth (eight), Bernie Williams (eight) and Derek Jeter (seven).
- ▶ Hit 4HR in the 2017 postseason and 3HR in the 2018 playoffs...was the second Yankee to hit at least three postseason HRs in consecutive years (Reggie Jackson: 5HR in 1977, 4HR in 1978).
- ▶ Excluding the 2020 Wild Card Series, is one of three player ever to homer in multiple Wild Card Games (2017 vs. Minnesota and 2018 vs. Oakland), joining Kyle Schwarber (2015, '21) and Giancarlo Stanton (2018, '21)
- ▶ Has made five Opening Day rosters in his career (2017-21)...is 8-for-19 with 5R, 3 doubles, 2RBI and 3BB in his five career Opening Day games.

## 2021

- ▶ Batted .287/.373/.544 (158-for-550) with 89R, 24 doubles, 39HR, 98RBI, 75BB and 65B in 148 games...set a career high in hits and tied his career high in doubles (also 24 doubles in 2017)...his 89R, 39HR, 98RBI and 148 games played were his second-highest totals in a single season (128R, 52HR and 114RBI in 155 games in 2017).
- ▶ His 39HR were tied for the sixth-most in the Majors and fifth-most in the AL...his .544 SLG and .916 OPS ranked ninth in the Majors and fourth in the AL...also ranked fourth in the AL with his .373 OBP and .533 SLG ranked fourth in the AL.
- ▶ His six multi-HR games were tied with teammate Joey Gallo, Boston's Kyle Schwarber and Kansas City's Salvador Perez for the most in the Majors.
- ▶ Reached base multiple times in 80-of-149 games this season, the most by a Yankee this season...were tied for the fourth-most in the AL and tied for the ninth-most in the Majors.
- ▶ Reached base three-or-more times in 33 games, tied for the fifth-most games in the Majors...trailed only Washington's Juan Soto (51G), Toronto's Vladimir Guerrero Jr. (47G), Washington's Bryce Harper (41G) and Atlanta's Freddie Freeman (40G).
- ▶ His team-leading 50 multi-hit games are the seventh-most in the Majors.
- ▶ Batted .331/.425/.559 (39-for-118) with 6 doubles, 7HR, 56RBI, 22BB/2IBB, 1HP, 5SF and 2SB with RISP this season.
- ▶ Hit .314/.394/.625 (88-for-280) with 49R, 15 doubles, 24HR, 57RBI and 36BB in 74 road games...his .316 BA on the road was the sixth-highest in the Majors.
- ▶ Hit .306/.385/.622 (60-for-196) with 34R, 11 doubles, 17HR, 47RBI, 27BB/1IBB, 3SF and 4SB over his final 52 games of the season (8/7-10/3)...reached base in 43 games in that span.
- ▶ His 148 games played were the second-most by a Yankee (DJ LeMahieu-150G).
- ▶ 15 of his final 32 home runs and 17 of his 39HR this season either tied the game (four) or gave the Yankees the lead (13).
- ▶ His 10 game-tying or go-ahead hits in the eighth inning or later were the most in the Majors.
- ▶ Made 21 of his 22 career starts in CF this season...also started in CF on 3/31/18 at Toronto...made just 11 minor league appearances (eight starts) in CF (3G/GS in 2016, 8G/5GS in 2015).
- ▶ Hit nine of his 39HR off the Orioles...was one of five players in the Majors this season to hit at least 9HR vs. a single opponent, joining Toronto's Vladimir Guerrero Jr. (12HR vs. Baltimore), Boston's Kyle Schwarber (9HR vs. the Mets), San Diego's Fernando Tatis Jr. (9HR vs. Los Angeles-AL) and Cincinnati's Joey Votto (9HR vs. Chicago-NL).
- ▶ Was named to his third career All-Star team (also 2017-18), his third as a fan-elected starter...is one of five position players drafted by the Yankees to make the All-Star team multiple times as a Yankee (also Thurman Munson, Don Mattingly, Derek Jeter and Jorge Posada)...is the fifth Yankees outfielder to win at least three fan elections, joining Hall of Famers Dave Winfield (7), Rickey Henderson (4) and Reggie Jackson (4), as well as Bobby Murcer (3).
- ▶ Hit 21HR prior to the All-Star break, marking the third time in his career he has hit 20HR prior to the All-Star Break (also hit 30HR in 2017 and 25HR in 2018 prior to the break)...according to *Elias*, was the sixth player in Yankees history with three such seasons, joining Mickey Mantle (6), Jason Giambi (3), Roger Maris (3), Alex Rodriguez (3) and Mark Teixeira (3).
- ▶ Homered in consecutive games from 4/5-6 for the first time since doing so in five straight games from 7/29-8/2/20...marked his 72nd career home run at Yankee Stadium, tying Alex Rodriguez for the fourth-most homers at the current Yankee Stadium.
- ▶ Recorded his 11th career multi-HR game on 4/14 at Toronto (first since 8/2/20 vs. Boston)...his hit solo home runs in both the first and fourth inning...his 3H tied his season high.
- ▶ Drew at least one walk in a season-high five straight games from 4/20-24 (8BB)...was his longest streak since 7/18-22/19 (also five games).



- ▶ Recorded his 200th career extra-base hit with a solo HR on 4/27 at Baltimore...the hit came in his 445th Major League game, tying Alfonso Soriano for the fourth-fewest games any Yankee has needed from the start of his MLB career to reach 200XBH, trailing only Joe DiMaggio (312), Lou Gehrig (375) and Bob Meusel (416)—credit: *Elias*.
- ▶ Recorded his 12th career multi-HR game and his second of the season on 4/30 vs. Detroit...hit a solo HR in the third inning that traveled 436 ft. according to Statcast and his second career grand slam in the fourth inning (also 5/28/17 vs. Oakland)...set a season high with 5RBI...marked the third time in his career he had recorded at least 5RBI in a game (6RBI on 9/14/17 vs. Baltimore and 5RBI on 8/2/20 vs. Boston).
- ▶ Was 0-for-5 with 5K on 5/5 vs. Houston...marked his second career 5K game (also 6/4/18-G2 at Detroit).
- ▶ Recorded a 16-game on-base streak from 5/8-25, his longest such streak since a 16-game streak from 7/7-26/18...batted .434/.531/.736 (23-for-53) with 12R, 1 double, 5HR, 8RBI, 10BB and 1HP over that span...reached base multiple times in 12 of those 16 games.
- ▶ Was named the AL "Player of the Week" from 5/10-16 after hitting .571/.640/1.333 (12-for-21) with 8R, 1 double, 5HR, 6RBI and 3BB in six games...led the Majors in home runs, SLG and OPS (1.973)...tied for the Major League lead in OBP (first in AL) and extra base hits (6), ranked second in BA (first in AL) and tied for second in hits (first in AL)...marked his fourth career weekly honor and first since 7/27-8/2/20.
- ▶ In 29 games from 5/11-6/10, hit .340/.434/.612 (35-for-103) with 23R, 4 doubles, 8HR, 17RBI and 17BB in 29 games.
- ▶ Homered in a season-high three straight games from 5/14-16, the sixth time in his career he has homered in at least three straight games...his three-game HR streak matched the second-longest such streak of his career...was his longest streak since a career-high five-game home run streak from 7/29-8/2/20.
- ▶ Recorded his third multi-HR game of the season, his 13th of his career and fifth against the Orioles on 5/14 at Baltimore.
- ▶ Hit his 130th career home run on 5/15 at Baltimore, surpassing Brett Gardner for the fourth-most HR hit as a member of the Yankees among players drafted by the organization...trails only Jorge Posada (275HR, 1990), Derek Jeter (260HR, 1992) and Don Mattingly (222HR, 1979).
- ▶ Recorded a pinch-hit RBI single in the seventh inning on 5/20 at Texas...marked his first career pinch hit (previously 0-for-10, 3BB, 7K).
- ▶ Recorded a "walk-off" walk on 5/23 vs. Chicago-AL (1-for-3, 1R, 2BB), his first career "walk-off" plate appearance...was the first "walk-off" walk by a Yankees since Juan Miranda on 9/26/10 vs. Boston.
- ▶ Reached base four times on 6/6 vs. Boston, his most times on base in a game since 9/12/19 at Detroit-G2 (also four times).
- ▶ Did not play on 6/13 at Philadelphia due to back spasms.
- ▶ Recorded a 119.0 mph first-inning single on 6/16 at Toronto (according to Statcast...was tied for the fifth-hardest hit of his career in the Statcast Era (since 2015)...was tied for the ninth-hardest base hit in baseball this season.
- ▶ Reached base a career-high-tying five times on 6/24 vs. Kansas City (third time, also 6/11/17 vs. Baltimore and 9/4/17 at Baltimore), going 3-for-3 with 3R, 1 double, 1HR, 2RBI and 2BB...was the first Yankee to reach base five times in a game since Giancarlo Stanton on 9/27/19 at Texas.
- ▶ Hit 6HR in a 14-game span from 6/24-7/10.
- ▶ Homered in back-to-back games from 6/29-7/3.
- ▶ Played in his 500th career game on 7/3 vs. New York-NL, hitting a solo HR in the sixth inning...his 138 career home runs through 500 career games were the second-most in Major League history by a player through 500 games, trailing only Ryan Howard's 153 HR.
- ▶ Stole his first base of the season on 7/6 vs. Seattle, his first stolen base since 8/26/19 at Seattle.
- ▶ Hit his 20th home run of the season with a two-run HR in the second inning on 7/7 at Seattle...marked the third time in his career he has hit 20HR prior to the All-Star Break (also hit 30HR in 2017 and 25HR in 2018 prior to the break)...according to *Elias*, was the sixth player in Yankees history with three such seasons, joining Mickey Mantle (6), Jason Giambi (3), Roger Maris (3), Alex Rodriguez (3) and Mark Teixeira (3).
- ▶ Recorded his 500th career hit with a ninth-inning double on 7/9 at Houston...according to STATS, he became the second-fastest Yankee (first 506 games) to collect 500H and 100HR in his career, trailing only Joe DiMaggio (first 395 games).
- ▶ Hit a game-winning solo HR in the Yankees' 1-0 win on 7/10 at Houston...marked the first time the Yankees have won a game by a score of 1-0 in which the only run came via a solo HR since 5/25/10 at Minnesota (Derek Jeter HR in the sixth).
- ▶ Played in his third career All-Star Game on 7/13 at Coors Field (also 2017-18), recording a walk and scoring the AL's first run in the second inning (0-for-2)...started the game in RF and batted cleanup...was the 16th Yankee in franchise history to bat cleanup in the starting lineup of an All-Star Game (33rd time)...was the first since Mark Teixeira in the 2009 Midsummer Classic.
- ▶ Was placed on the COVID-19 injured list on 7/16...missed nine team games...was reinstated on 7/27.
- ▶ Hit a go-ahead RBI single in the 10th on 7/28 at Tampa Bay (1-for-3, 1RBI) after entering the game as a pinch hitter in the fifth and remaining in the game in RF...marked his third career hit that gave the Yankees the lead in extra innings (first since a go-ahead solo HR in the 11th inning on 7/5/19 at Tampa Bay).
- ▶ Hit a go-ahead RBI single in the eighth on 8/1 at Miami, going 2-for-4 with 1RBI...marked his ninth career hit (and second of the season) that gave the Yankees the lead in the eighth inning or later (also an RBI single in the 10th inning on 7/28 at Tampa Bay).



- ▶ In 26 games from 8/7-9/4, hit .381/.465/.711 (37-for-97) with 17R, 8 doubles, 8HR, 24RBI, 16BB and 4SB in that span...ranked second in the Majors in BA and OBP and third in SLG and OPS (1.176) during that stretch.
- ▶ Reached base in a season-high 20 straight games from 8/7-28, batting .384/.477/.753 (28-for-73) with 15R, 6 doubles, 7HR, 21RBI, 14BB/11BB, 4SB and 15F over that span...was the fourth-longest on-base streak of his career, trailing a 32-game streak (5/28-6/30/17), 26-game streak (9/3/17-3/29/18) and a 21-game streak (4/1-26/18).
- ▶ Homered in back-to-back games from 8/12-14.
- ▶ Recorded his fourth multi-HR game of the season and tied his season high with 5RBI on 8/12 in the "Field of Dreams" game in Iowa at Chicago-AL...hit a go-ahead, three-run HR in the third inning and a two-run HR in the ninth.
- ▶ With 5RBI on 8/12 at Chicago-AL in Iowa and 4RBI on 8/14 at Chicago-AL, was the first Yankee to record at least 4RBI in back-to-back games since Gio Urshela from 8/7-8/19 (also 2G)...drove in nine of the Yankees' 20R during their series against the White Sox from 8/12-15.
- ▶ Was 3-for-4 with 2R, 1 double and 1HR on 8/14 at Chicago-AL, hitting a go-ahead solo HR in the eighth inning a go-ahead RBI single in the 10th inning...marked his fourth career hit in extra innings that either gave the Yankees the lead or tied the game (second of the season, also go-ahead RBI single in the 10th inning on 7/28 at Tampa Bay).
- ▶ Reached base at least three times in a four straight games from 8/12-16, the longest streak by a Yankee since he did so in four straight games from 6/25-30/19...reached base in 12-of-19 plate appearances in that span (7H, 5BB).
- ▶ Stole a base in back-to-back games from 8/17-18 for the first time in his career...four of his six stolen bases this season came in a nine-game stretch from 8/15-23.
- ▶ Hit .306/.363/.611 (44-for-144) with 24R, 8 doubles, 12HR, 33RBI and 14BB in his final 38 games of the season (8/23-10/3).
- ▶ Recorded multiple hits in a career-high five straight games from 8/23-28...was one of two Yankees to record multiple hits in five consecutive games over the last two seasons, joining Giancarlo Stanton (8/3-7/21).
- ▶ Hit a go-ahead RBI single in the ninth on 8/26 at Oakland, marking his sixth career hit that put the Yankees in the lead in the ninth inning or later and his third hit of the season (also a go-ahead RBI single in the 10th inning on 8/14 at Chicago-AL and a go-ahead RBI single in the 10th inning on 7/28 at Tampa Bay).
- ▶ Homered in back to back games from 8/27-28...also recorded 3H in each of those games, marking just the third time he has recorded at least 3H in back-to-back games (also 2G from 7/20-21/18 and 6/10-11/17).
- ▶ Judge and Giancarlo Stanton both hit 10HR in September, the most by a Yankee in a single calendar month since Luke Voit hit 11HR in August 2020...it marked the ninth time in franchise history the Yankees had two players hit double-digit home runs in a single calendar month: Curtis Granderson (10HR) and Mark Teixeira (10HR) in May 2011, Joe Pepitone (10HR) and Mickey Mantle (10HR) in July 1966, Roger Maris (13HR) and Mickey Mantle (14HR) in July 1961, Roger Maris (15HR) and Mickey Mantle (11HR) in June 1961, Roger Maris (14HR) and Mickey Mantle (12HR) in June 1960, Hank Bauer (10HR) and Mickey Mantle (16HR) in May 1956, Lou Gehrig (11HR) and Babe Ruth (10HR) in July 1931, and Lou Gehrig (10HR) and Babe Ruth (15HR) in June 1930.
- ▶ Recorded his 15th career multi-HR game and fifth of the season on 9/11 at New York-NL, hitting a solo HR in the second and a game-tying two-HR in the eighth.
- ▶ Hit 5HR in a seven-game span from 9/11-17...homered in back-to-back games from 9/13-14 for the sixth time this season...hit 9HR in his final 21 games from 9/11-10/3.
- ▶ Hit a game-tying three-run HR in the eighth inning on 9/13 vs. Minnesota...marked his 12th career HR (third of the season) that either tied the game (four) or gave the Yankees the lead (eight) in the eighth inning or later (also hit a go-ahead solo HR in the eighth on 8/14 at Chicago-AL and a game-tying two-run HR in the eighth on 9/11 at New York-NL)...marked his 83rd career HR at home, surpassing Robinson Canó (82) for the second-most HR at the current Yankee Stadium.
- ▶ Hit a go-ahead two-run double in the eighth inning on 9/26 at Boston.
- ▶ Recorded his 16th career multi-HR game and sixth of the season on 9/30 at Toronto, hitting a go-ahead solo HR in the first inning and a go-ahead solo HR in the sixth...his solo HR in the first inning was estimated to have traveled 455 ft., his longest HR of the season.
- ▶ Hit a "walk-off" single in the ninth inning on 10/3 vs. Tampa Bay, clinching the Yankees postseason berth...marked his first career "walk-off" hit and his second career "walk-off" plate appearance (also a bases-loaded, "walk-off" walk in the ninth inning on 5/23/21 vs. Chicago-AL).
- ▶ Was 1-for-4 in the AL Wild Card Game at Boston.
- ▶ Hit .256 (11-for-43) with 6R, 3 doubles, 1HR and 2RBI in 16 spring training games.

## PERSONAL

- ▶ Full name is Aaron James Judge...he and his older brother, John, were both adopted...his brother is an English teacher in South Korea...graduated from Linden High School (Calif.) in 2010.
- ▶ Played baseball for three seasons at Fresno State, where he was a three-time All-Conference first team selection and a 2013 All-America honoree...in his three years, hit .346 (201-49) with 41 doubles, 17HR and 35SB...won the 2012 TD Ameritrade College Baseball Home Run Derby in Omaha...was named a Louisville Slugger Freshman All-American and the WAC Freshman of the Year in 2011.
- ▶ Played for the Brewster Whitecaps of the Cape Cod League in 2012, earning the team's Citizenship Award for being a positive team member.
- ▶ Was the Yankees' 2021 Heart and Hustle Award winner, first team award...the award honors active players who demonstrate a passion for the game of baseball and best embody the values, spirit and traditions of the game...the overall winner will be announced mid-November on MLB Network.
- ▶ Donated his game day salary on Jackie Robinson Day to support The Players Alliance in 2021.
- ▶ Represented Major League Baseball in The Real Heroes Project in 2020, a collaborative initiative to recognize and celebrate healthcare workers on the frontlines of the COVID-19 pandemic...other participants include NWSL and USWNT stars Carli Lloyd and Alex Morgan, New Orleans Saints quarterback Drew Brees, NHL all-time great Wayne Gretzky, WWE legend John Cena and MLB All-Star Christian Yelich...was featured on the cover of this week's Adweek for his participation in the project.
- ▶ Has hosted multiple ALL RISE Foundation Baseball ProCamps at Fresno State since 2018.
- ▶ Launched the Aaron Judge ALL RISE Foundation in January 2019...ALL RISE inspires children and youth to become responsible citizens by engaging and encouraging them to reach unlimited possibilities...phase one of the foundation aims to support youth in California and phase two will reach youth in the New York area...over time, its goal is also to honor those who have had a positive influence on these children, while creating a legacy to continue to guide future generations...additionally, the foundation will provide financial support so eligible students can attend California Association of Directors of Activities (CADA) leadership conferences as well as California Association of Student Leader (CASL) conferences.
- ▶ Partners with #ICANHELP and the "I Can Help Delete Negativity" initiative to combat toxic behavior on social media by spreading positivity online.
- ▶ Was on the cover of the MLB: The Show video game in 2018...appeared on CONAN and played the game with the late-night talk show host in May 2018.
- ▶ For 2017, was named the New York Player of the Year and selected as the Joe DiMaggio Toast of the Town Award winner, as voted on by the BBWAA...received the awards, along with his 2017 AL Rookie of the Year Award, at the BBWAA dinner in New York on 1/28/18.
- ▶ Finished three straight seasons (2017-19) with the top-selling jersey among all Major League players...in 2017, became the second rookie ever to wear Baseball's most popular jersey (also Kris Bryant in 2015)...had the second-best selling jersey in 2020.

### Judge's Career Batting Record

| Year                       | Club           | AVG         | G          | AB          | R          | H          | 2B        | 3B       | HR         | RBI        | SH       | SF        | HP        | BB         | SO         | SB        | CS        | E         | OBP         | SLG         |
|----------------------------|----------------|-------------|------------|-------------|------------|------------|-----------|----------|------------|------------|----------|-----------|-----------|------------|------------|-----------|-----------|-----------|-------------|-------------|
| 2013                       |                |             |            |             |            |            |           |          |            |            |          |           |           |            |            |           |           |           |             |             |
| 2014                       | Charleston     | .333        | 65         | 234         | 36         | 78         | 15        | 2        | 9          | 45         | 0        | 3         | 2         | 39         | 59         | 1         | 0         | 4         | .428        | .530        |
|                            | Tampa          | .283        | 66         | 233         | 44         | 66         | 9         | 2        | 8          | 33         | 0        | 1         | 1         | 50         | 72         | 0         | 0         | 4         | .411        | .442        |
| 2015                       | Trenton        | .284        | 63         | 250         | 36         | 71         | 16        | 3        | 12         | 44         | 0        | 3         | 3         | 24         | 70         | 1         | 0         | 3         | .350        | .516        |
|                            | Scranton/WB    | .224        | 61         | 228         | 27         | 51         | 10        | 0        | 8          | 28         | 0        | 3         | 0         | 29         | 74         | 6         | 2         | 0         | .308        | .373        |
| 2016                       | Scranton/WB    | .270        | 93         | 352         | 62         | 95         | 18        | 1        | 19         | 65         | 0        | 3         | 8         | 47         | 98         | 5         | 0         | 3         | .366        | .489        |
|                            | YANKEES - a    | .179        | 27         | 84          | 10         | 15         | 2         | 0        | 4          | 10         | 0        | 1         | 1         | 9          | 42         | 0         | 1         | 1         | .263        | .345        |
| 2017                       | YANKEES        | .284        | 155        | 542         | 128        | 154        | 24        | 3        | 52         | 114        | 0        | 4         | 5         | 127        | 208        | 9         | 4         | 5         | .422        | .627        |
| 2018                       | YANKEES - b    | .278        | 112        | 413         | 77         | 115        | 22        | 0        | 27         | 67         | 0        | 5         | 4         | 76         | 152        | 6         | 3         | 3         | .392        | .528        |
| 2019                       | YANKEES - c    | .272        | 102        | 378         | 75         | 103        | 18        | 1        | 27         | 55         | 0        | 1         | 3         | 64         | 141        | 3         | 2         | 0         | .381        | .540        |
|                            | Scranton/WB    | .125        | 5          | 16          | 2          | 2          | 0         | 0        | 1          | 2          | 0        | 0         | 0         | 3          | 7          | 0         | 0         | 0         | .263        | .313        |
| 2020                       | YANKEES - d, e | .257        | 28         | 101         | 23         | 26         | 3         | 0        | 9          | 22         | 0        | 0         | 2         | 10         | 32         | 0         | 1         | 0         | .336        | .554        |
| 2021                       | YANKEES - f    | .287        | 148        | 550         | 89         | 158        | 24        | 0        | 39         | 98         | 0        | 5         | 3         | 75         | 158        | 6         | 1         | 3         | .373        | .544        |
| <b>Minor League Totals</b> |                | <b>.276</b> | <b>353</b> | <b>1313</b> | <b>207</b> | <b>363</b> | <b>68</b> | <b>8</b> | <b>57</b>  | <b>217</b> | <b>0</b> | <b>13</b> | <b>14</b> | <b>192</b> | <b>380</b> | <b>13</b> | <b>2</b>  | <b>14</b> | <b>.371</b> | <b>.471</b> |
| <b>Major League Totals</b> |                | <b>.276</b> | <b>572</b> | <b>2068</b> | <b>402</b> | <b>571</b> | <b>93</b> | <b>4</b> | <b>158</b> | <b>366</b> | <b>0</b> | <b>16</b> | <b>18</b> | <b>361</b> | <b>733</b> | <b>24</b> | <b>12</b> | <b>12</b> | <b>.386</b> | <b>.554</b> |

Selected by Oakland in the 31st round of the 2010 First-Year Player Draft, but did not sign.  
Selected by the Yankees in the first round (32nd overall) of the 2013 First-Year Player Draft.

- a - Placed on the 15-day disabled list on September 14, 2016 - the end of the season with a Grade 2 right oblique strain.
- b - Placed on the 10-day disabled list from July 27 - September 14, 2018 with a chip fracture of the right wrist (ulnar styloid bone).
- c - Placed on the 10-day injured list from April 21 - June 21, 2019 with a left oblique strain.
- d - Placed on the 10-day injured list from August 14 (retroactive to August 12) - August 25, 2020 with a right calf strain.
- e - Placed on the 10-day injured list from August 28 (retroactive to August 27) - September 16, 2020 with a right calf strain.
- f - Placed on the COVID-19 injured list from July 16 - July 27, 2021.



### Judge's Postseason Record

| Year                     | Club vs. Opp.           | AVG         | G         | AB         | R         | H         | 2B       | 3B       | HR        | RBI       | SH       | SF       | HP       | BB        | SO        | SB       | CS       | E        | OBP         | SLG         |
|--------------------------|-------------------------|-------------|-----------|------------|-----------|-----------|----------|----------|-----------|-----------|----------|----------|----------|-----------|-----------|----------|----------|----------|-------------|-------------|
| 2017                     | NY Yankees vs. MIN (WC) | .500        | 1         | 4          | 3         | 2         | 0        | 0        | 1         | 2         | 0        | 0        | 0        | 1         | 0         | 0        | 0        | 0        | .600        | 1.250       |
|                          | NY Yankees vs. CLE (DS) | .050        | 5         | 20         | 1         | 1         | 1        | 0        | 0         | 2         | 0        | 0        | 0        | 4         | 16        | 0        | 0        | 0        | .208        | .100        |
|                          | NY Yankees vs. HOU (CS) | .250        | 7         | 24         | 5         | 6         | 2        | 0        | 3         | 7         | 0        | 0        | 0        | 4         | 11        | 0        | 1        | 0        | .357        | .708        |
| 2018                     | NY Yankees vs. OAK (WC) | .667        | 1         | 3          | 2         | 2         | 1        | 0        | 1         | 2         | 0        | 0        | 0        | 1         | 1         | 0        | 0        | 0        | .750        | 2.000       |
|                          | NY Yankees vs. BOS (DS) | .375        | 4         | 16         | 4         | 6         | 0        | 0        | 2         | 2         | 0        | 0        | 0        | 2         | 2         | 0        | 0        | 0        | .444        | .750        |
| 2019                     | NY Yankees vs. MIN (DS) | .333        | 3         | 9          | 3         | 3         | 0        | 0        | 0         | 0         | 0        | 0        | 0        | 4         | 1         | 0        | 0        | 0        | .538        | .333        |
|                          | NY Yankees vs. HOU (CS) | .240        | 6         | 25         | 3         | 6         | 0        | 0        | 1         | 2         | 0        | 0        | 0        | 3         | 10        | 2        | 0        | 0        | .321        | .360        |
| 2020                     | NY Yankees vs. CLE (WC) | .111        | 2         | 9          | 1         | 1         | 0        | 0        | 1         | 2         | 0        | 0        | 0        | 2         | 4         | 0        | 0        | 0        | .273        | .444        |
|                          | NY Yankees vs. TB (DS)  | .143        | 5         | 21         | 2         | 3         | 0        | 0        | 2         | 3         | 0        | 1        | 0        | 2         | 6         | 0        | 0        | 0        | .208        | .429        |
| 2021                     | NY Yankees vs. BOS (WC) | .250        | 1         | 4          | 0         | 1         | 0        | 0        | 0         | 0         | 0        | 0        | 0        | 0         | 0         | 0        | 0        | 0        | .250        | .250        |
| <b>Wild Card Totals</b>  |                         | <b>.300</b> | <b>5</b>  | <b>16</b>  | <b>6</b>  | <b>6</b>  | <b>1</b> | <b>0</b> | <b>3</b>  | <b>6</b>  | <b>0</b> | <b>0</b> | <b>0</b> | <b>4</b>  | <b>5</b>  | <b>0</b> | <b>0</b> | <b>0</b> | <b>.417</b> | <b>.800</b> |
| <b>LDS Totals</b>        |                         | <b>.197</b> | <b>17</b> | <b>66</b>  | <b>10</b> | <b>13</b> | <b>1</b> | <b>0</b> | <b>4</b>  | <b>7</b>  | <b>0</b> | <b>1</b> | <b>0</b> | <b>12</b> | <b>25</b> | <b>0</b> | <b>0</b> | <b>0</b> | <b>.316</b> | <b>.394</b> |
| <b>LCS Totals</b>        |                         | <b>.245</b> | <b>13</b> | <b>49</b>  | <b>8</b>  | <b>12</b> | <b>2</b> | <b>0</b> | <b>4</b>  | <b>9</b>  | <b>0</b> | <b>0</b> | <b>0</b> | <b>7</b>  | <b>21</b> | <b>2</b> | <b>1</b> | <b>0</b> | <b>.339</b> | <b>.531</b> |
| <b>POSTSEASON TOTALS</b> |                         | <b>.230</b> | <b>35</b> | <b>135</b> | <b>24</b> | <b>31</b> | <b>4</b> | <b>0</b> | <b>11</b> | <b>22</b> | <b>0</b> | <b>1</b> | <b>0</b> | <b>23</b> | <b>51</b> | <b>2</b> | <b>1</b> | <b>0</b> | <b>.340</b> | <b>.504</b> |

### Judge's All-Star Game Record

| Year                        | Club, Site             | AVG         | G        | AB       | R        | H        | 2B       | 3B       | HR       | RBI      | SH       | SF       | HP       | BB       | SO       | SB       | CS       | E        | OBP         | SLG         |
|-----------------------------|------------------------|-------------|----------|----------|----------|----------|----------|----------|----------|----------|----------|----------|----------|----------|----------|----------|----------|----------|-------------|-------------|
| 2017                        | NY Yankees, Miami      | .000        | 1        | 3        | 0        | 0        | 0        | 0        | 0        | 0        | 0        | 0        | 0        | 0        | 1        | 0        | 0        | 0        | .000        | .000        |
| 2018                        | NY Yankees, Washington | .500        | 1        | 2        | 1        | 1        | 0        | 0        | 1        | 1        | 0        | 0        | 0        | 1        | 0        | 0        | 0        | 0        | .667        | 2.000       |
| 2021                        | NY Yankees, Denver     | .000        | 1        | 2        | 1        | 0        | 0        | 0        | 0        | 0        | 0        | 0        | 0        | 1        | 0        | 0        | 0        | 0        | .333        | .000        |
| <b>All-Star Game Totals</b> |                        | <b>.143</b> | <b>3</b> | <b>7</b> | <b>2</b> | <b>1</b> | <b>0</b> | <b>0</b> | <b>1</b> | <b>1</b> | <b>0</b> | <b>0</b> | <b>0</b> | <b>2</b> | <b>1</b> | <b>0</b> | <b>0</b> | <b>0</b> | <b>.333</b> | <b>.571</b> |

### Judge's Career Fielding Record

| Position | PCT  | G   | PO  | A  | E  | TC  | DP |
|----------|------|-----|-----|----|----|-----|----|
| Outfield | .988 | 565 | 939 | 34 | 12 | 985 | 7  |

### Judge's Career Home Run Chart

**MULTI-HOMER GAMES:** 16. **TWO-HOMER GAMES:** 16, last on 9/30/21 at TOR. **GRAND SLAMS:** 2, last on 4/30/21 vs. DET (Buck Farmer). **PINCH-HIT HR:** None. **INSIDE-THE-PARK HR:** None. **WALK-OFF HR:** None. **LEADOFF HR:** None.

### Judge's Career Bests and Streaks

**HITS:** 4 - 2 times (last on 7/13/19 vs. TOR). **RUNS:** 4 - 3 times (last on 9/12/19 at DET-G1). **2B:** 2 - 3 times (last on 8/28/19 at SEA). **3B:** 1 - 4 times (last on 9/28/19 at TEX). **HR:** 2 - 14 times (last on 9/30/21 at TOR). **RBI:** 6, 9/14/17 vs. BAL. **BB:** 4, 9/4/17 at BAL. **SO:** 5 - 2 times (last on 5/5/21 vs. HOU). **SB:** 2, 7/3/18 vs. ATL. **HIT STREAK:** 14g, 9/17/17-3/29/18. **"WALK-OFF" HITS:** 1, on 10/3/21 vs. TB (single).

**Player of the Month:** 2 times (last: Sept. '17) **Player of the Week:** 4 times (last: 5/10-16/21) **Rookie of the Month:** 4 times (last: Sept. '17)



# MICHAEL KING • RHP

# 73

**HT:** 6-3 • **WT:** 210 • **BATS:** R • **THROWS:** R  
**BIRTHDATE:** 5/25/95 • **OPENING DAY AGE:** 25  
**BIRTHPLACE:** Rochester, N.Y.  
**RESIDES:** Warwick, R.I.  
**COLLEGE:** Boston College  
**M.L. SERVICE:** 2 years, 4 days



## STATUS

- ▶ Was acquired by the Yankees from Miami along with 2017-18 international signing bonus pool money in exchange for INF Garrett Cooper and LHP Caleb Smith on November 20, 2017.

## CAREER NOTES

- ▶ In 2021, became the first Yankees pitcher in franchise history to record at least four outs in each of his first 15 relief appearances of a season (previous record: Ron Davis' 14G from 4/11-5/27/80).
- ▶ Has made two career Opening Day rosters (2020-21).

## 2021

- ▶ Went 2-4 with a 3.55 ERA (63.1IP, 25ER) in 22 games (six starts) in four stints with the Yankees (4/1-6, 4/16, 4/27-28, 5/1-10/3)...opponents hit .236 (57-for-242, 6HR); LH .256 (21-for-82, 4HR); RH .225 (36-for-160, 2HR).
- ▶ In 16 relief appearances this season, was 2-1 with a 2.33 ERA (38.2IP, 10ER) and 42K compared to 0-3 with a 5.47 ERA (24.2IP, 15ER) and 20K in six starts.
- ▶ Was the first Yankees pitcher in franchise history to record at least four outs in each of his first 15 relief appearances of a season from 4/4-9/30 (previous record: Ron Davis' 14G from 4/11-5/27/80).
- ▶ Held opponents to a .207 average (30-for-145) as a reliever.
- ▶ Tossed at least 1.1 innings in 15 of his 16 relief appearances.
- ▶ Recorded multiple strikeouts in 11 of his 16 relief appearances this season, including seven straight from 5/25-9/21.
- ▶ His four scoreless relief appearances of at least 3.0 innings were the most by a Yankees reliever since Adam Warren (also four in 2013).
- ▶ Tossed at least 4.0 scoreless innings of relief twice in 2021...was just the third Yankees reliever since 2006 to record multiple relief outings of at least 4.0 scoreless innings...joined Adam Warren (three in 2013) and Alfredo Aceves (two in 2009).
- ▶ Did not allow a run in his first four appearances of the season from 4/4-5/9...was only the fourth Yankees reliever in franchise history to toss more than an inning and not allow a run in each of his first four relief appearances of a season, joining Rich Montealeone (first five relief appearances in 1992), Luis Arroyo (first five relief appearances in 1961) and Hal Reniff (first four relief appearances in 1964).
- ▶ His season-opening 12.2 scoreless inning streak was the longest scoreless inning streak of his career.
- ▶ Made his season debut on 4/4 vs. Toronto and tossed 6.0 scoreless innings in relief, retiring his final 16 batters faced (1H, 1BB, 3K)...marked a career high in innings pitched (previous: 4.0IP in a start on 9/4/20 at Baltimore-G2)...matched the longest scoreless appearance by a Yankees reliever since 2006: also Kei Igawa on 4/28/07 vs. Boston (2H, 4BB, 6K) and Adam Warren on 6/13/13 at Oakland (4H, 2BB, 4K)...was the first Yankee to toss at least 6.0 scoreless innings in relief while allowing 1H-or-fewer since Bob Shirley on 9/21/86 at Detroit (6.0IP, 0H, 2BB, 3K)...became the first Yankee to retire at least 16 straight batters in his season debut since Ron Gidry on 4/5/79 vs. Milwaukee (also 16 in-a-row)...was the first Yankee to retire at least 16 consecutive batters in relief since Neil Allen on 5/31/88 vs. Oakland (19 straight)—credit: *Elias*.
- ▶ Made his second appearance of the season on 4/16 vs. Tampa Bay, tossing 3.0 scoreless innings (2H, 3BB, 4K, 1HP)...became the 17th player in franchise history to toss at least 3.0 scoreless innings in each of his first two appearances of a season and first since Luis Severino in 2019...was just the third Yankee to accomplish the feat as a reliever, joining Al Gettel in 1945 and Al Downing in 1967.
- ▶ Made his third appearance of the season on 4/28 at Baltimore, closing out the game with 2.0 scoreless innings (1H, 2K)...was just the 10th Yankees reliever in franchise history to toss at least 2.0 scoreless innings in each of his first three appearances of a season and the first since Domingo Germán (3G from 4/13-9/18/19)...only Hal Reniff had a longer streak (first four games in 1964).
- ▶ Made his first start of the season on 5/30 at Detroit and took the loss (2.1IP, 3H, 4R/2ER, 2BB, 2K, 0HR, 2HP) ... marked his first start since 9/21/20 against Toronto in Buffalo.
- ▶ Made six starts for the Yankees from 5/30-6/28, going 0-3 with a 5.47 ERA (24.2IP, 15ER).



- ▶ Tossed an immaculate inning in the fourth inning on 6/4 vs. Boston (L, 5.1IP, 6H, 4ER, 0BB, 5K, 1HR)...King was one of two Yankees pitchers to throw an immaculate inning in 2021 as Chad Green threw one later in the season in Game 2 on 7/4 vs. the Mets...according to *Elias*, the Yankees were just the third team in the last 20 seasons to have two immaculate innings in a single season, joining the 2019 Boston Red Sox (Chris Sale threw one on 5/8/19 and 6/5/19) and the 2017 Boston Red Sox (Craig Kimbrel on 5/11/17 and Rick Porcello on 8/9/17)...according to *Elias*, the Yankees have had six immaculate innings since 2000...King and Green are joined by Dellin Betances (8/2/17 vs. Detroit), Brandon McCarthy (9/17/14 at Tampa Bay), Iván Nova (5/29/13 vs. the Mets) and A.J. Burnett (6/20/09 at Florida)...Baseball Almanac notes that Ron Gudy (8/7/84 vs. Chicago-AL) and Al Downing (8/11/67 at Cleveland) have also thrown immaculate innings...his 5.1 innings marked the longest start of his career.
- ▶ Notched a career-high 9K over 4.0 scoreless innings of relief on 7/3 vs. the Mets (3H, 1BB)...was the 11th Yankees reliever in franchise history to notch 9K in a game and just the fourth since 1955, joining David Phelps (9K in 4.0IP on 4/26/13 vs. Toronto), Jay Howell (9K in 4.2IP on 4/6/83 at Seattle) and Steve Hamilton (11K in 8.1IP on 5/11/63 at Baltimore)...joins Phelps as the only two Yankees relievers who have recorded 9K in 4.0IP-or-fewer...marked his second scoreless appearance of at least 4.0 innings of relief...was the first Yankees reliever to notch two such appearances in a season since Adam Warren recorded three in 2013.
- ▶ Was placed on the 10-day injured list on 7/8 (retroactive to 7/5) with a right middle finger contusion...was transferred to the 60-day injured list on 7/27...missed 57 team games...in three rehab appearances (one start) with Triple-A Scranton/Wilkes-Barre from 8/31-9/7, was 0-1 with a 4.76 ERA (5.2IP, 3ER) and 11K...was reinstated from the I.L. on 9/10.
- ▶ After being reinstated from the I.L. on 9/10, went 2-0 with a 3.00 ERA (15.0IP, 5ER) and 15K in eight relief appearances.
- ▶ After allowing a one-out single to Javier Báez in the seventh inning on 9/10 at New York-NL, did not allow a hit to his next 24 batters faced (1BB, 8K, 2HP) over a four-game span (9/10-25).
- ▶ Retired nine of his 10BF on 9/14 at Baltimore, tossing 3.0 scoreless innings of relief.
- ▶ Earned his first win of the season on 9/28 at Toronto, allowed 1ER in 2.2 innings of relief (2H, 1BB, 1K).
- ▶ Earned his second win in as many appearances on 9/30 at Toronto, tossing 1.1 scoreless innings (1H, 1BB, 1K).
- ▶ On 9/17 vs. Cleveland, retired all six batters he faced in relief (2.0IP, 3K).
- ▶ Allowed 3ER on 0.1IP on 10/2 vs. Tampa Bay (4H, 1K, 1HR), his shortest relief appearance of the season...allowed a solo HR to Brandon Lowe in the seventh, his first HR allowed since 6/28 vs. Los Angeles-AL.
- ▶ Went 2-1 with a 6.61 ERA (16.1IP, 12ER) and 16K in seven spring training relief appearances (three starts).

## PERSONAL

- ▶ Full name is Michael McRae King.
- ▶ Graduated from Bishop Hendricken (R.I.) High School, where he was named the 2013 Rhode Island Gatorade "Player of the Year" as a senior...was also a Louisville Slugger First-Team All-American and the Rhode Island Baseball Coaches Association "Player of the Year."
- ▶ In three seasons with Boston College (2014-16), went 11-11 with four saves and a 3.14 ERA (209.1IP, 73ER) in 47 games (27 starts)...his 3.14 career ERA ranks second all-time at Boston College.

### King's Career Pitching Record

| Year                       | Club               | W         | L         | ERA         | G         | GS        | CG       | SHO      | SV       | IP           | H          | R          | ER         | HR        | HP        | BB        | SO         | WP        | BK       |
|----------------------------|--------------------|-----------|-----------|-------------|-----------|-----------|----------|----------|----------|--------------|------------|------------|------------|-----------|-----------|-----------|------------|-----------|----------|
| 2016                       | GCL Marlins        | 1         | 1         | 10.80       | 4         | 0         | 0        | 0        | 0        | 5.0          | 11         | 6          | 6          | 0         | 0         | 2         | 3          | 0         | 0        |
|                            | Batavia            | 2         | 2         | 3.38        | 10        | 1         | 0        | 0        | 1        | 21.1         | 22         | 8          | 8          | 0         | 1         | 6         | 15         | 3         | 0        |
|                            | Greensboro         | 0         | 0         | 0.00        | 1         | 0         | 0        | 0        | 0        | 4.1          | 4          | 2          | 0          | 0         | 0         | 1         | 2          | 0         | 0        |
| 2017                       | Greensboro         | 11        | 9         | 3.14        | 26        | 25        | 2        | 1        | 0        | 149.0        | 141        | 55         | 52         | 14        | 11        | 21        | 106        | 6         | 0        |
|                            | Tampa - a          | 1         | 3         | 1.79        | 7         | 7         | 0        | 0        | 0        | 40.1         | 33         | 15         | 8          | 1         | 2         | 10        | 45         | 2         | 2        |
| 2018                       | Trenton            | 6         | 2         | 2.09        | 12        | 11        | 1        | 1        | 0        | 82.0         | 65         | 23         | 19         | 4         | 3         | 13        | 76         | 4         | 0        |
|                            | Scranton/WB        | 4         | 0         | 1.15        | 6         | 6         | 1        | 0        | 0        | 39.0         | 20         | 5          | 5          | 3         | 0         | 6         | 31         | 1         | 0        |
|                            | GCL Yankees West 0 | 0         | 4.76      | 3           | 2         | 0         | 0        | 0        | 5.2      | 3            | 3          | 3          | 0          | 1         | 2         | 8         | 1          | 0         |          |
| 2019                       | Staten Island      | 0         | 0         | 0.00        | 1         | 1         | 0        | 0        | 0        | 4.0          | 4          | 0          | 0          | 0         | 0         | 0         | 0          | 0         | 0        |
|                            | Trenton            | 0         | 1         | 9.95        | 3         | 2         | 0        | 0        | 0        | 12.2         | 20         | 15         | 14         | 1         | 2         | 2         | 8          | 0         | 0        |
|                            | Scranton/WB        | 3         | 1         | 4.18        | 4         | 3         | 0        | 0        | 0        | 23.2         | 20         | 12         | 11         | 3         | 3         | 6         | 28         | 0         | 0        |
| 2020                       | YANKEES            | 0         | 0         | 0.00        | 1         | 0         | 0        | 0        | 0        | 2.0          | 2          | 1          | 0          | 0         | 0         | 0         | 1          | 0         | 0        |
|                            | YANKEES - b        | 1         | 2         | 7.76        | 9         | 4         | 0        | 0        | 0        | 26.2         | 30         | 23         | 23         | 5         | 2         | 11        | 26         | 0         | 0        |
| 2021                       | YANKEES - b        | 2         | 4         | 3.55        | 22        | 6         | 0        | 0        | 0        | 63.1         | 57         | 29         | 25         | 6         | 6         | 24        | 62         | 5         | 0        |
|                            | Scranton/WB        | 0         | 1         | 4.76        | 3         | 1         | 0        | 0        | 1        | 5.2          | 5          | 3          | 3          | 1         | 1         | 0         | 11         | 0         | 0        |
| <b>Minor League Totals</b> |                    | <b>28</b> | <b>20</b> | <b>2.96</b> | <b>80</b> | <b>59</b> | <b>4</b> | <b>2</b> | <b>2</b> | <b>392.2</b> | <b>348</b> | <b>147</b> | <b>129</b> | <b>27</b> | <b>24</b> | <b>69</b> | <b>333</b> | <b>17</b> | <b>2</b> |
| <b>Major League Totals</b> |                    | <b>3</b>  | <b>6</b>  | <b>4.70</b> | <b>32</b> | <b>10</b> | <b>0</b> | <b>0</b> | <b>0</b> | <b>92</b>    | <b>89</b>  | <b>53</b>  | <b>48</b>  | <b>11</b> | <b>8</b>  | <b>35</b> | <b>89</b>  | <b>5</b>  | <b>0</b> |

Selected by the Marlins in the 12th round of the 2016 First-Year Player Draft.

- a – Was acquired by the Yankees from Miami along with 2017-18 international signing bonus pool money in exchange for INF Garrett Cooper and LHP Caleb Smith on November 20, 2017.
- b – Placed on the 10-day injured list on July 8, 2021 (retroactive to July 5) – September 10, 2021 with a right middle finger contusion...was transferred to the 60-day injured list on July 27, 2021.



### King's Postseason Record

| Year                          | Club vs. Opp.    | W | L | ERA  | G | GS | CG | SHO | SV | IP  | H | R | ER | HR | HP | BB | SO | WP | BK |
|-------------------------------|------------------|---|---|------|---|----|----|-----|----|-----|---|---|----|----|----|----|----|----|----|
| 2020                          | NYY vs. TB (DS)  | 0 | 0 | 0.00 | 1 | 0  | 0  | 0   | 0  | 2.0 | 0 | 0 | 0  | 0  | 0  | 0  | 1  | 0  | 0  |
| 2021                          | NYY vs. BOS (WC) | - | - | -    | - | -  | -  | -   | -  | -   | - | - | -  | -  | -  | -  | -  | -  | -  |
| On Roster - Did Not Pitch     |                  |   |   |      |   |    |    |     |    |     |   |   |    |    |    |    |    |    |    |
| <b>Wild Card Totals</b>       |                  | - | - | -    | - | -  | -  | -   | -  | -   | - | - | -  | -  | -  | -  | -  | -  | -  |
| <b>Division Series Totals</b> |                  | 0 | 0 | 0.00 | 1 | 0  | 0  | 0   | 0  | 2.0 | 0 | 0 | 0  | 0  | 0  | 0  | 1  | 0  | 0  |
| <b>POSTSEASON TOTALS</b>      |                  | 0 | 0 | 0.00 | 1 | 0  | 0  | 0   | 0  | 2.0 | 0 | 0 | 0  | 0  | 0  | 0  | 1  | 0  | 0  |

### King's Career Fielding Record

| Position | PCT  | G  | PO | A  | E | TC | DP |
|----------|------|----|----|----|---|----|----|
| Pitcher  | .889 | 32 | 5  | 11 | 2 | 18 | 0  |

### King's Regular Season Batting Record

| Year                       | Team | AVG | G  | AB | R | H | 2B | 3B | HR | RBI | SH | SF | HP | BB | SO | SB | CS |
|----------------------------|------|-----|----|----|---|---|----|----|----|-----|----|----|----|----|----|----|----|
| 2021                       | NYY  | -   | -  | -  | - | - | -  | -  | -  | -   | -  | -  | -  | -  | -  | -  | -  |
| <b>Major League Totals</b> |      | -   | 32 | -  | - | - | -  | -  | -  | -   | -  | -  | -  | -  | -  | -  | -  |

### King's Career Bests and Streaks

**COMPLETE GAMES:** None. **LOW-HIT COMPLETE GAME:** N/A. **IP (START):** 5.1, 6/4/21 vs. BOS. **IP (RELIEF):** 6.0, 4/4/21 vs. TOR. **HITS:** 6 - 4 times (last on 6/28/21 vs. LAA). **RUNS:** 5, 9/21/20 at TOR. **WALKS:** 5, 8/8/20 G2 at TB. **STRIKEOUTS:** 9, 7/3/21 vs. NYM. **HOME RUNS:** 2 - 2 times (last on 9/4/20 G1 at BAL). **WINNING STREAK:** 2g, 9/28-30/21. **LOSING STREAK:** 5g, 9/21/20-6/28/21. **SCORELESS STREAK (IP):** 12.2 - 4/4-5/13/21.

**Pitcher of the Month:** None

**Player of the Week:** None

**Rookie of the Month:** None



# COREY KLUBER • RHP

# 28

**HT:** 6-4 • **WT:** 215 • **BATS:** R • **THROWS:** R  
**BIRTHDATE:** 4/10/86 • **OPENING DAY AGE:** 34  
**BIRTHPLACE:** Birmingham, Ala.  
**RESIDES:** Winchester, Mass.  
**COLLEGE:** Stetson University  
**M.L. SERVICE:** 9 years, 74 days



2021 SEASON  
SUMMARY

MANAGER, COACHES  
& STAFF BIOS

FULL  
PLAYER BIOS

ADDITIONAL  
PLAYER BIOS

HISTORICAL STATS &  
POSTSEASON RECORDS

POSTSEASON  
SERIES RECAPS

MINORS &  
2022 SCHEDULE

## STATUS

- ▶ Signed a one-year contract with the Yankees for the 2021 season on January 27, 2021.

## CAREER NOTES

- ▶ In 11 career Major League seasons with Cleveland (2011-19), Texas (2020) and Yankees, has gone 103-61 with a 3.19 ERA (1,422.2IP, 1,239H, 555R/505ER, 326BB, 1,544K, 140HR) in 225 games (220 starts).
- ▶ Is one of 21 pitchers and the only Cleveland pitcher to win two Cy Young Awards (2014 and 2017)...has finished in the top-three of Cy Young Award voting four times (also finished third in 2016 and 2018)...was the fourth Cleveland pitcher to win the award, joining Gaylord Perry (1972), CC Sabathia (2007) and Cliff Lee (2008).
- ▶ Is one of six pitchers in Major League history to record 1,500 career strikeouts in their first 217 Major League appearances, joining Roger Clemens, Gerrit Cole, Yu Darvish, Randy Johnson and Stephen Strasburg.
- ▶ Among active pitchers with at least 1,250.0IP, ranks fifth in career ERA behind only Clayton Kershaw (2.49), Jacob deGrom (2.50), Chris Sale (3.03) and Max Scherzer (3.16).
- ▶ According to FanGraphs, his 36.1 career WAR is the eighth-highest among pitchers since the start of 2011.
- ▶ Tossed his first career no-hitter, the 12th no-hitter in Yankees history and the 11th during the regular season on 5/19 vs. Texas...was the 10th Yankees pitcher to accomplish the feat in the regular season, joining David Cone (Perfect Game on 7/18/99 vs. Montreal), David Wells (Perfect Game on 5/17/98 vs. Minnesota), Dwight Gooden (5/14/96 vs. Seattle), Jim Abbott (9/4/93 vs. Cleveland), Dave Righetti (7/4/83 vs. Boston), Allie Reynolds (7/12/51 at Cleveland and 9/28/51 vs. Boston-G1), Monte Pearson (8/27/38 vs. Cleveland-G2), "Sad" Sam Jones (9/4/23 at Philadelphia-AL) and George Mogridge (4/24/1917 at Boston)...additionally, Don Larsen threw a perfect game in Game 5 of the 1956 World Series. vs. Brooklyn...allowed only one baserunner, a one-out, four-pitch walk to Charlie Culberson in the third inning...his one baserunner allowed marked the fewest by a Yankee in a no-hitter that wasn't a perfect game...the previous record was two baserunners held by Monte Pearson (2BB) and "Sad" Sam Jones (1BB, 1ROE).
- ▶ Tossed at least 200.0 innings in five consecutive years from 2014-18, joining Max Scherzer as the only two pitchers to reach the plateau in each of those five seasons.
- ▶ Owns two of the top-seven single-season strikeout totals in franchise history for Cleveland...his 269K in 2016 ranked sixth and his 265K in 2017 ranked seventh.
- ▶ Is only one of three Cleveland pitchers to record at least five seasons with at least 200K, joining Sam McDowell (six straight seasons from 1965-70) and Bob Feller (1938-39, '40-41, '46)...joined McDowell as the only two to do so in at least five consecutive seasons.
- ▶ Recorded at least 18 wins in three straight seasons from 2016-18, the only pitcher in the Majors to accomplish the feat over that span...was the first Cleveland pitcher to record three consecutive seasons with at least 18 wins since Gaylord Perry from 1972-74...overall, had at least 18 wins in four-of-five seasons from 2014-18, the only pitcher in the Majors with at least four such seasons over the span.
- ▶ His 1,461 strikeouts with Cleveland rank third in franchise history, trailing only Bob Feller (2,581K) and Sam McDowell (2,159K)...his 9.80 K/9.0IP (1,461K/1,341.2IP) with Cleveland are the highest in franchise history (min. 1,000.0IP)...also owns the highest winning percentage (.628) in club history (min. 140 decisions).
- ▶ His 1.10 career WHIP is the ninth-lowest among Major League pitchers since 1920 (min. 1,000.0IP).
- ▶ Owns the ninth-highest winning percentage (103-61, .628) among active pitchers (min. 125 decisions).
- ▶ His 47 career double-digit strikeout games since 2013 are tied for the fourth-most in the Majors over that span, trailing only Max Scherzer (94), Chris Sale (74) and Jacob deGrom (53).
- ▶ In 2018, became just the sixth pitcher in Cleveland history (10th time) to record at least 20 wins, 200K and 200.0IP in a single season, joining Bob Feller (1939-41, '46), Gaylord Perry (1972, '74), Sam McDowell (1970), Luis Tiant (1968) and Herb Score (1956).
- ▶ Since 2014, ranks fourth in the Majors in ERA (3.00), trailing only Clayton Kershaw (2.39), Jacob deGrom (2.50) and Max Scherzer (2.50).

## CAREER HIGHLIGHTS

**AL Cy Young Award**  
▶ 2014, 2017

**AL All-Star Team**  
▶ 2016, 2017, 2018

**Major League ERA Title**  
▶ 2017

**No Hitter**  
▶ May 19, 2021 at Texas

**Sporting News "AL Starting Pitcher of the Year"**  
▶ 2016



▶ Since 2016, is 31-7 with a 2.57 ERA (304.1IP, 87ER) with 354K in 47 starts vs. the AL Central.

▶ Recorded at least 8K in 14 straight games from 6/1-8/13, tied for the fifth-longest streak in Major League history, trailing only Shane Bieber (20G from 7/24/20-5/11/21), Randy Johnson (17G from 9/24/99-6/19/00 and 15G from 6/25-9/5/99) and Pedro Martinez (16G from 7/29/97-4/17/98)...it was the third-longest single-season streak in Major League history.

▶ Has made eight Opening Day rosters, six with Cleveland (2014-19), one with Texas (2020) and one with the Yankees (2021)...made five career Opening Day starts for Cleveland (2015-19), becoming the second pitcher in franchise history to make five consecutive Opening Day starts (also Stan Coveleski from 1917-21).

▶ Pitched in the postseason three times with Cleveland (2016-18), going 4-3 with a 3.97 ERA (45.1IP, 44H, 20ER, 13BB, 47K, 10HR) in nine starts...made the postseason in 2013, but did not pitch.

## 2021

▶ In 16 starts with the Yankees, went 5-3 with a 3.83 ERA (80.0IP, 74H, 37R/34ER, 33BB, 82K, 8HR)...opponents hit .247 (74-for-299, 8HR); LH .218 (26-for-119, 0HR); RH .267 (48-for-180, 8HR)...had a 3.89 FIP (FanGraphs).

▶ Allowed 3ER-or-fewer in 13-of-16 starts and 2ER-or-fewer in 10 of those starts, including nine of his final 13.

▶ Made eight starts at Yankee Stadium, going 2-2 with a 2.75 ERA (39.1IP, 12ER)...allowed 2ER-or-fewer in seven of those eight starts.

▶ In eight road games, went 3-1 with a 4.87 ERA (40.2IP, 22ER).

▶ Allowed just 1R in the first inning this season.

▶ Received 3R-or-fewer of support in 9-of-16 starts.

▶ Was named the AL "Player of the Week" twice: 4/26-5/2 and 5/17-23...became the first pitcher to win two "Player of the Week" honors in the same season since Noah Syndergaard in 2019...was the first Yankee to win the award twice in the same season since Gleyber Torres in 2018 and first pitcher since Mike Mussina in 2001.

▶ Went 4-2 with a 2.86 ERA (50.1IP, 16ER) and 50K in his first nine starts of the season from 4/3-5/19.

▶ Made his season debut and Yankees debut on 4/3 vs. Toronto, allowing 2R/1ER in 4.0IP (5H, 3BB, 5K, 1HR, 1HP, 1WP) in the Bronx...was his first start since 7/26/20 vs. Colorado (1.0IP, 1BB, 1K) with Texas.

▶ Took the loss on 4/9 at Tampa Bay after allowing 5R/3ER in 2.1IP (5H, 2BB, 3K)...was his shortest non-injury shortened start since 9/10/18 at Tampa Bay (1.2IP).

▶ Did not allow a HR in four consecutive starts from 4/21-5/8, the fifth-longest stretch in his career and his longest since a five-game homerless streak from 9/24/18-4/9/19.

▶ Earned his first win as a Yankee on 4/27 at Baltimore (6.2IP, 6H, 1ER, 2BB, 5K, 1HP).

▶ Earned his 100th career win on 5/2 vs. Detroit after tossing 8.0 scoreless innings (2H, 1BB, 10K)...was the 69th pitcher in Baseball history to reach 100 wins within his first 215 career appearances and just the 18th to do so since 1980...became just the 17th active pitcher in the Majors to reach the century mark...marked his longest outing since 9/18/18 vs. Chicago-AL (also 8.0IP) and his longest scoreless appearance since he tossed a complete-game shutout on 8/4/18 vs. Los Angeles-AL...his 10K were a season high, marking his 47th career double-digit strikeout game and first since 9/24/18 at Chicago-AL (11K)...was the first Yankees starter to toss at least 8.0 innings since J.A. Happ who also tossed 8.0 scoreless innings on 9/19/20 at Boston...his season-high 103 pitches were his most since 4/20/19 vs. Atlanta (109).

▶ Was named the AL "Player of the Week" for 4/26-5/2 after going 2-0 with a 0.61 ERA (14.2IP, 1ER) and 15K in two starts...his two wins were tied for the most in the Majors and his 15K tied for third (tied for second in AL)...his 0.61 ERA was the second-lowest in the Majors and lowest in the AL among pitchers who made two starts last week...marked his fifth career weekly honor and first since 9/11-17/17...was the first Yankees pitcher to win the award since Michael Pineda in 2015.

▶ Posted a season-high 12.2 scoreless inning streak from 4/27-5/8.

▶ In five May starts, went 3-1 with a 2.27 ERA (31.2IP, 8ER) and 36K.

## KLUBER'S 2021 PITCHING LINES

| Date/Opp             | Score      | W/L         | IP        | H         | R         | ER       | HR        | BB        | K           | NP/S   | ERA  | Left Game    |
|----------------------|------------|-------------|-----------|-----------|-----------|----------|-----------|-----------|-------------|--------|------|--------------|
| 4/3 vs. TOR*         | 5-3        | ND          | 4.0       | 5         | 2         | 1        | 1         | 3         | 5           | 74/45  | 2.25 | Leading 3-2  |
| 4/9 at TB*           | 5-10       | L           | 2.1       | 5         | 5         | 3        | 0         | 2         | 3           | 62/39  | 5.68 | Leading 4-3  |
| 4/14 at TOR*         | 4-5        | ND          | 4.0       | 6         | 3         | 3        | 2         | 2         | 4           | 77/50  | 6.10 | Leading 4-3  |
| 4/21 vs. ATL         | 1-4        | L           | 4.2       | 2         | 2         | 2        | 0         | 4         | 2           | 91/50  | 5.40 | Trailing 1-0 |
| 4/27 at BAL*         | 5-1        | W           | 6.2       | 6         | 1         | 1        | 0         | 2         | 5           | 96/62  | 4.15 | Leading 5-1  |
| 5/2 vs. DET          | 2-0        | W           | 8.0       | 2         | 0         | 0        | 0         | 1         | 10          | 103/74 | 3.03 | Leading 2-0  |
| 5/8 vs. WAS*         | 4-3 (11)   | ND          | 5.2       | 6         | 2         | 2        | 0         | 3         | 6           | 101/64 | 3.06 | Trailing 2-1 |
| 5/14 at BAL*         | 5-4        | W           | 6.0       | 7         | 4         | 4        | 1         | 2         | 6           | 85/56  | 3.48 | Leading 5-4  |
| 5/19 at TEX          | 2-0        | W           | 9.0       | 0         | 0         | 0        | 0         | 1         | 9           | 101/71 | 2.86 | CG           |
| 5/25 vs. TOR         | 2-6        | L           | 3.0       | 2         | 2         | 2        | 1         | 3         | 5           | 58/31  | 3.04 | Trailing 2-0 |
| 8/30 at LAA*         | 7-8        | ND          | 4.0       | 5         | 5         | 5        | 1         | 2         | 6           | 68/43  | 3.61 | Tied 5-5     |
| 9/5 vs. BAL*         | 7-8        | ND          | 3.2       | 4         | 2         | 2        | 1         | 3         | 5           | 78/46  | 3.69 | Leading 4-2  |
| 9/11 at NYM*         | 8-7        | ND          | 4.0       | 5         | 4         | 4        | 1         | 2         | 6           | 82/49  | 4.02 | Leading 5-4  |
| 9/17 vs. CLE*        | 8-0        | W           | 6.0       | 4         | 0         | 0        | 0         | 2         | 4           | 95/61  | 3.68 | Leading 2-0  |
| 9/22 vs. TEX         | 7-3        | ND          | 4.1       | 8         | 3         | 3        | 0         | 0         | 4           | 84/56  | 3.82 | Trailing 3-0 |
| 9/30 at TOR          | 6-2        | ND          | 4.2       | 7         | 2         | 2        | 0         | 1         | 2           | 83/57  | 3.83 | Leading 2-1  |
| <b>Totals (16GS)</b> | <b>5-3</b> | <b>80.0</b> | <b>74</b> | <b>37</b> | <b>34</b> | <b>8</b> | <b>33</b> | <b>82</b> | <b>3.83</b> |        |      |              |

\*start came after a team loss / **Bold** - season high



- ▶ Tossed at least 100 pitches in back-to-back starts from 5/2-8 (103 on 5/2 vs. Detroit and 101 on 5/8 vs. Washington) for the first time since 9/18-24/18 (107 on 9/18/18 vs. Chicago-AL, 108 on 9/24/18 at Chicago-AL).
- ▶ On 5/8 vs. Washington, faced off against three-time Cy Young Award winner Max Scherzer (2016-17 with Washington, 2013 with Detroit) ...with Kluber's two Cy Young Awards with Cleveland in 2014 and 2017, it marked the first time that two starting pitchers with a combined five-or-more Cy Young Awards were in a game featuring the Yankees since 4/3/06 at Oakland. ...Randy Johnson (5x; 1995, 1999-02) and Barry Zito (1x; 2002) were the starting pitchers in the Yankees' 15-2 win on Opening Day.
- ▶ Recorded his 1,500th strikeout (Cedric Mullins swinging) in the third inning on 5/14 at Baltimore, struck out Cedric Mullins in the third inning (swinging) for his 1,500th career strikeout, becoming the 211th pitcher in Major League history to reach the milestone...accomplished the feat in his 217th career game...at the time, was the fifth-fastest player in Major League history (in terms of games) to record 1,500K, trailing only Randy Johnson (206G), teammate Gerrit Cole (212G), Stephen Strasburg (213G) and Roger Clemens (216G)...was later surpassed by Yu Darvish who accomplished the feat in his 197th career game on 6/21 vs. Los Angeles-NL.
- ▶ Tossed his first career no-hitter, the 12th no-hitter in franchise history and the 11th during the regular season on 5/19 at Texas...was the 10th Yankees pitcher to accomplish the feat in the regular season, joining David Cone (Perfect Game on 7/18/99 vs. Montreal), David Wells (Perfect Game on 5/17/98 vs. Minnesota), Dwight Gooden (5/14/96 vs. Seattle), Jim Abbott (9/4/93 vs. Cleveland), Dave Righetti (7/4/83 vs. Boston), Allie Reynolds (7/12/51 at Cleveland and 9/28/51 vs. Boston-G1), Monte Pearson (8/27/38 vs. Cleveland-G2), "Sad" Sam Jones (9/4/23 at Philadelphia-AL) and George Mogridge (4/24/1917 at Boston)...additionally, Don Larsen threw a perfect game in Game 5 of the 1956 World Series vs. Brooklyn...allowed only one baserunner, a one-out, four-pitch walk to Charlie Culberson in the third inning...his one baserunner allowed marked the fewest by a Yankee in a no-hitter that wasn't a perfect game...the previous record was two baserunners held by Monte Pearson (2BB) and "Sad" Sam Jones (1BB, 1ROE)...his no-hitter came a day after the Tigers' Spencer Turnbull threw one...according to ESPN Stats & Info, marked the eighth time in Major League history that no-hitters were thrown one-or-fewer days apart and the first since 6/29/90 when Oakland's Dave Stewart and Los Angeles-NL's Fernando Valenzuela threw them on the same day...at 35 years, 39 days, was the 13th pitcher (17th time) to throw a no-hitter at age 35-or-older and the first since Justin Verlander (36 years, 193 days on 9/1/19 at Toronto)...according to STATS, was the first pitcher to toss his first career no-hitter at age 35-or-older since the Yankees' David Cone on 7/18/99 (36 years, 197 days)...joined Cone as the only two Yankees to accomplish the feat at age 35-or-older...was the fourth Yankees no-hitter to occur on the road and first since Allie Reynolds on 7/12/51 at Cleveland...was just the third Yankees no-hitter thrown in a night game, joining Allie Reynolds' on 7/12/51 and Dwight Gooden's on 5/14/1996...his 9K were tied for the third-most by a Yankee in a no-hitter, trailing only David Wells (11K, Perfect Game on 5/17/98) and David Cone (10K, Perfect Game on 7/18/99)...became the third pitcher in Major League history to deliver a no-hitter against a team he had pitched for in the same or previous season, joining Terry Mulholland (8/15/90 vs. San Francisco) and Ray Caldwell (9/10/1919-Game 1 at the Yankees)...marked his eighth career shutout and his first since 8/4/18 vs. Los Angeles-AL...was the first complete-game shutout by a Yankee since Gerrit Cole on 9/11/20 vs. Baltimore-Game 1 (7.0IP)...was the first nine-inning complete-game shutout by a Yankee since Masahiro Tanaka on 6/17/19 vs. Tampa Bay...marked his second game of the year with at least 8.0 shutout innings (also 0R in 8.0IP on 5/2 vs. Detroit).
- ▶ Was named the AL "Co-Player of the Week" for 5/17-23 after tossing his no-hitter on 5/19 at Texas.
- ▶ Tossed just 3.0 innings on 5/25 vs. Toronto before exiting with tightness in his right shoulder (L, 2H, 2ER, 3BB, 5K, 1HR).
- ▶ Was placed on the 10-day injured list on 5/27 (retroactive to 5/26) with a right shoulder strain... was transferred to the 60-day injured list on 6/5...missed 82 team games...combined to make three rehab appearances (two starts) with Triple-A Scranton/Wilkes-Barre and Double-A Somerset, going 1-0 with an 11.25 ERA (8.0IP, 10ER) and 9K...was reinstated on 8/30.
- ▶ Made his first start back from the injured list on 8/30 at Los Angeles-AL, allowing a season-high 5ER in 4.0IP (5H, 2BB, 6K, 1HR) without recording a decision.
- ▶ Made his first career appearance vs. his former team, the Cleveland Indians, on 9/17 at Yankee Stadium and tossed 6.0 scoreless innings to earn the win (4H, 2BB, 4K, 1HP)...retired 10 of his final 14 batters faced (2 singles, 2BB)...marked his third scoreless start of the season (also 8.0IP on 5/2 vs. Detroit and his no-hitter on 5/19 at Texas).
- ▶ In four official spring starts, went 1-1 with a 2.77 ERA (13.0IP, 4ER) and 14K...also threw two live BP sessions: 3/8 at the Yankees Player Development Complex and 3/18 at GMS Field

## PERSONAL

- ▶ Full name is Corey Scott Kluber.
- ▶ In 2018, Corey and his wife founded the Kluber Family Foundation, whose mission is to impact the lives of families who have seriously or chronically ill children by providing them with daily support through life-improving resources and life-changing experiences...hosted youngsters from Cleveland Clinic Children's Hospital at Cleveland home games through Kluber's Kids program...have also provided admitted patients and their families with access to electronics for entertainment and communication with the Kluber's Korner program...in September 2018, the Foundation hosted its inaugural event, Curveball for a Cause, to raise money to support children battling cancer...Kluber and his wife made numerous visits to children's hospitals in the Cleveland area.



- ▶ During his Cleveland tenure, was also active with the Veteran's Association and Hospital...was Cleveland's Bob Feller Act of Valor nominee in 2017.
- ▶ Was instrumental in the support and funding of the 2016 Larry Doby Youth Fund.
- ▶ Played three years at Stetson University (Fla.)...during his junior season in 2007, he was 12-2 with a 2.05 ERA (114.0IP, 26ER) with 117K in 17 starts and was named to the ABCA All-Atlantic Region Second Team and Atlantic Sun Conference Pitcher of the Year...led the Hatters to the NCAA Tallahassee Regional...was inducted into the Stetson Sports Hall of Fame in 2014.
- ▶ Graduated from Coppell High School (Tex.) in 2004 where he was a two-time all-district performer...was named preseason All-State and to the Perfect Game Top 100 in 2004.

### Kluber's Career Pitching Record

| Year                       | Club          | W          | L         | ERA         | G          | GS         | CG        | SHO      | SV       | IP            | H           | R          | ER         | HR         | HP        | BB             | SO         | WP        | BK       |
|----------------------------|---------------|------------|-----------|-------------|------------|------------|-----------|----------|----------|---------------|-------------|------------|------------|------------|-----------|----------------|------------|-----------|----------|
| 2007                       | Eugene        | 1          | 1         | 3.51        | 10         | 7          | 0         | 0        | 0        | 33.1          | 28          | 16         | 13         | 1          | 2         | 15             | 33         | 0         | 0        |
| 2008                       | Lake Elsinore | 2          | 5         | 6.01        | 19         | 16         | 0         | 0        | 0        | 85.1          | 93          | 62         | 57         | 9          | 2         | 34             | 75         | 5         | 0        |
|                            | Fort Wayne    | 4          | 3         | 3.21        | 10         | 10         | 0         | 0        | 0        | 56.0          | 49          | 25         | 20         | 8          | 6         | 13             | 72         | 4         | 0        |
| 2009                       | Lake Elsinore | 7          | 9         | 4.54        | 19         | 19         | 0         | 0        | 0        | 109.0         | 110         | 65         | 55         | 9          | 6         | 36             | 124        | 8         | 0        |
|                            | San Antonio   | 2          | 4         | 4.60        | 9          | 9          | 0         | 0        | 0        | 45.0          | 45          | 25         | 23         | 5          | 2         | 34             | 35         | 1         | 1        |
| 2010                       | San Antonio   | 6          | 6         | 3.45        | 22         | 21         | 0         | 0        | 0        | 122.2         | 121         | 59         | 47         | 7          | 9         | 40             | 136        | 5         | 0        |
|                            | Akron - a     | 2          | 2         | 3.76        | 5          | 5          | 0         | 0        | 0        | 26.1          | 38          | 12         | 11         | 0          | 2         | 10             | 21         | 1         | 0        |
|                            | Columbus      | 1          | 1         | 3.27        | 2          | 2          | 0         | 0        | 0        | 11.0          | 10          | 4          | 4          | 1          | 2         | 6              | 8          | 0         | 0        |
| 2011                       | Columbus      | 7          | 11        | 5.56        | 27         | 27         | 0         | 0        | 0        | 150.2         | 153         | 101        | 93         | 19         | 8         | 70             | 143        | 12        | 0        |
|                            | CLEVELAND     | 0          | 0         | 8.31        | 3          | 3          | 0         | 0        | 0        | 4.1           | 6           | 4          | 4          | 0          | 2         | 3              | 5          | 1         | 0        |
| 2012                       | Columbus      | 11         | 7         | 3.59        | 21         | 21         | 1         | 0        | 0        | 125.1         | 121         | 62         | 50         | 9          | 5         | 49             | 128        | 6         | 0        |
|                            | CLEVELAND     | 2          | 5         | 5.14        | 12         | 12         | 0         | 0        | 0        | 63.0          | 76          | 44         | 36         | 9          | 4         | 18             | 54         | 2         | 0        |
| 2013                       | Columbus      | 1          | 1         | 6.57        | 2          | 2          | 0         | 0        | 0        | 12.1          | 14          | 9          | 9          | 2          | 0         | 3              | 12         | 0         | 0        |
|                            | CLEVELAND - b | 11         | 5         | 3.85        | 26         | 24         | 0         | 0        | 0        | 147.1         | 153         | 67         | 63         | 15         | 5         | 33             | 136        | 1         | 0        |
| 2014                       | CLEVELAND     | 18         | 9         | 2.44        | 34         | 34         | 3         | 1        | 0        | 235.2         | 207         | 72         | 64         | 14         | 6         | 51             | 269        | 3         | 0        |
| 2015                       | CLEVELAND     | 9          | 16        | 3.49        | 32         | 32         | 4         | 0        | 0        | 222.0         | 189         | 92         | 86         | 22         | 11        | 45             | 245        | 6         | 1        |
| 2016                       | CLEVELAND     | 18         | 9         | 3.14        | 32         | 32         | 3         | 2        | 0        | 215.0         | 170         | 82         | 75         | 22         | 7         | 57             | 227        | 5         | 1        |
| 2017                       | CLEVELAND - c | 18         | 4         | 2.25        | 29         | 29         | 5         | 3        | 0        | 203.2         | 141         | 56         | 51         | 21         | 5         | 36             | 265        | 4         | 0        |
|                            | Akron         | 1          | 0         | 0.00        | 1          | 1          | 0         | 0        | 0        | 5.0           | 1           | 0          | 0          | 0          | 0         | 0              | 1          | 0         | 0        |
| 2018                       | CLEVELAND     | 20         | 7         | 2.89        | 33         | 33         | 2         | 1        | 0        | 215           | 179         | 75         | 69         | 25         | 3         | 34             | 222        | 2         | 0        |
| 2019                       | CLEVELAND - d | 2          | 3         | 5.80        | 7          | 7          | 0         | 0        | 0        | 35.2          | 44          | 26         | 23         | 4          | 3         | 15             | 38         | 1         | 0        |
|                            | Columbus      | 0          | 0         | 4.50        | 2          | 2          | 0         | 0        | 0        | 4.0           | 2           | 2          | 2          | 2          | 0         | 3              | 2          | 0         | 0        |
|                            | Akron         | 0          | 0         | 2.25        | 1          | 1          | 0         | 0        | 0        | 4.0           | 2           | 1          | 1          | 1          | 0         | 1              | 6          | 0         | 0        |
| 2020                       | TEXAS - e, f  | 0          | 0         | 0.00        | 1          | 1          | 0         | 0        | 0        | 1.0           | 0           | 0          | 0          | 0          | 0         | 1              | 1          | 0         | 0        |
| 2021                       | YANKEES - g   | 5          | 3         | 3.83        | 16         | 16         | 1         | 1        | 0        | 80            | 74          | 37         | 34         | 8          | 5         | 33             | 82         | 3         | 0        |
|                            | Scranton/WB   | 1          | 0         | 9.00        | 1          | 0          | 0         | 0        | 0        | 3             | 2           | 3          | 3          | 1          | 0         | 2              | 4          | 0         | 0        |
|                            | Somerset      | 0          | 0         | 12.60       | 2          | 2          | 0         | 0        | 0        | 5             | 7           | 7          | 7          | 0          | 3         | 5              | 5          | 1         | 0        |
| <b>Minor League Totals</b> |               | <b>46</b>  | <b>50</b> | <b>4.45</b> | <b>153</b> | <b>145</b> | <b>1</b>  | <b>0</b> | <b>0</b> | <b>798.0</b>  | <b>796</b>  | <b>453</b> | <b>395</b> | <b>74</b>  | <b>47</b> | <b>321</b>     | <b>805</b> | <b>43</b> | <b>1</b> |
| <b>Major League Totals</b> |               | <b>103</b> | <b>61</b> | <b>3.19</b> | <b>225</b> | <b>220</b> | <b>18</b> | <b>8</b> | <b>0</b> | <b>1422.2</b> | <b>1239</b> | <b>555</b> | <b>505</b> | <b>140</b> | <b>51</b> | <b>3261544</b> | <b>28</b>  | <b>2</b>  |          |

Selected by the San Diego Padres in the fourth round of the 2007 First-Year Player Draft.

- a - Acquired by the Cleveland Indians from the San Diego Padres as part of three-team trade with St. Louis that sent OF Ryan Ludwick to San Diego and RHP Jake Westbrook, LHP Nick Greenwood, and cash considerations to St. Louis on July 31, 2010.
- b - Placed on the 15-day disabled list from August 6 - September 7, 2013 with a right long finger sprain.
- c - Placed on the 10-day disabled list from May 3 - June 1, 2017 with a lower back strain.
- d - Placed on the 10-day injured list from May 2, 2019 through the end of the season with a right ulna fracture...was transferred to the 60-day injured list on June 17, 2019.
- e - Acquired by the Texas Rangers along with cash considerations from the Cleveland Indians in exchange for OF Delino DeShields and RHP Emmanuel Clase on December 15, 2019.
- f - Placed on the 45-day injured list on July 28, 2020 through the end of the season with a torn right teres major muscle.
- g - Placed on the 10-day injured list on May 27, 2021 (retroactive to May 26) to August 30, 2021 with a right shoulder strain...was transferred to the 60-day injured list on June 5, 2021.

### Kluber's Postseason Record

| Year                          | Club vs. Opp.    | W        | L        | ERA         | G        | GS       | CG       | SHO      | SV       | IP          | H         | R         | ER        | HR        | HP       | BB        | SO        | WP       | BK       |
|-------------------------------|------------------|----------|----------|-------------|----------|----------|----------|----------|----------|-------------|-----------|-----------|-----------|-----------|----------|-----------|-----------|----------|----------|
| 2016                          | CLE vs. BOS (DS) | 1        | 0        | 0.00        | 1        | 1        | 0        | 0        | 0        | 7.0         | 3         | 0         | 0         | 0         | 1        | 3         | 7         | 0        | 0        |
|                               | CLE vs. TOR (CS) | 1        | 1        | 1.59        | 2        | 2        | 0        | 0        | 0        | 11.1        | 10        | 2         | 2         | 1         | 0        | 4         | 13        | 0        | 0        |
|                               | CLE vs. CHC (WS) | 2        | 0        | 2.81        | 3        | 3        | 0        | 0        | 0        | 16.0        | 15        | 5         | 5         | 2         | 2        | 1         | 15        | 0        | 0        |
| 2017                          | CLE vs. NYY (DS) | 0        | 1        | 12.79       | 2        | 2        | 0        | 0        | 0        | 6.1         | 10        | 9         | 9         | 4         | 0        | 3         | 10        | 0        | 0        |
| 2018                          | CLE vs. HOU (DS) | 0        | 1        | 7.71        | 1        | 1        | 0        | 0        | 0        | 4.2         | 6         | 4         | 4         | 3         | 2        | 2         | 2         | 0        | 0        |
| <b>Wild Card Totals</b>       |                  | <b>-</b> | <b>-</b> | <b>-</b>    | <b>-</b> | <b>-</b> | <b>-</b> | <b>-</b> | <b>-</b> | <b>-</b>    | <b>-</b>  | <b>-</b>  | <b>-</b>  | <b>-</b>  | <b>-</b> | <b>-</b>  | <b>-</b>  | <b>-</b> | <b>-</b> |
| <b>Division Series Totals</b> |                  | <b>1</b> | <b>2</b> | <b>6.50</b> | <b>4</b> | <b>4</b> | <b>0</b> | <b>0</b> | <b>0</b> | <b>18.0</b> | <b>19</b> | <b>13</b> | <b>13</b> | <b>7</b>  | <b>3</b> | <b>8</b>  | <b>19</b> | <b>0</b> | <b>0</b> |
| <b>LCS Totals</b>             |                  | <b>1</b> | <b>1</b> | <b>1.59</b> | <b>2</b> | <b>2</b> | <b>0</b> | <b>0</b> | <b>0</b> | <b>11.1</b> | <b>10</b> | <b>2</b>  | <b>2</b>  | <b>1</b>  | <b>0</b> | <b>4</b>  | <b>13</b> | <b>0</b> | <b>0</b> |
| <b>World Series Totals</b>    |                  | <b>2</b> | <b>0</b> | <b>2.81</b> | <b>3</b> | <b>3</b> | <b>0</b> | <b>0</b> | <b>0</b> | <b>16.0</b> | <b>15</b> | <b>5</b>  | <b>5</b>  | <b>2</b>  | <b>2</b> | <b>1</b>  | <b>15</b> | <b>0</b> | <b>0</b> |
| <b>POSTSEASON TOTALS</b>      |                  | <b>4</b> | <b>3</b> | <b>3.97</b> | <b>9</b> | <b>9</b> | <b>0</b> | <b>0</b> | <b>0</b> | <b>45.1</b> | <b>44</b> | <b>20</b> | <b>20</b> | <b>10</b> | <b>5</b> | <b>13</b> | <b>47</b> | <b>0</b> | <b>0</b> |

### Kluber's All-Star Game Record

| Year                        | Club, Site      | W        | L        | ERA         | G        | GS       | CG       | SHO      | SV       | IP         | H        | R        | ER       | HR       | HP       | BB       | SO       | WP       | BK       |
|-----------------------------|-----------------|----------|----------|-------------|----------|----------|----------|----------|----------|------------|----------|----------|----------|----------|----------|----------|----------|----------|----------|
| 2016                        | CLE, San Diego  | 1        | 0        | 0.00        | 1        | 0        | 0        | 0        | 0        | 1.0        | 0        | 0        | 0        | 0        | 0        | 0        | 1        | 0        | 0        |
| 2017                        | CLE, Miami      |          |          |             |          |          |          |          |          |            |          |          |          |          |          |          |          |          |          |
| 2018                        | CLE, Washington |          |          |             |          |          |          |          |          |            |          |          |          |          |          |          |          |          |          |
| <b>All-Star Game Totals</b> |                 | <b>1</b> | <b>0</b> | <b>0.00</b> | <b>1</b> | <b>0</b> | <b>0</b> | <b>0</b> | <b>0</b> | <b>1.0</b> | <b>0</b> | <b>0</b> | <b>0</b> | <b>0</b> | <b>0</b> | <b>0</b> | <b>1</b> | <b>0</b> | <b>0</b> |



## Kluber's Career Fielding Record

| Position | PCT  | G   | PO  | A   | E | TC  | DP |
|----------|------|-----|-----|-----|---|-----|----|
| Pitcher  | .983 | 225 | 108 | 119 | 4 | 231 | 7  |

## Kluber's Regular Season Batting Record

| Year                       | Team       | AVG         | G          | AB        | R        | H        | 2B       | 3B       | HR       | RBI      | SH       | SF       | HP       | BB       | SO        | SB       | CS       |
|----------------------------|------------|-------------|------------|-----------|----------|----------|----------|----------|----------|----------|----------|----------|----------|----------|-----------|----------|----------|
| 2021                       | NY Yankees | .000        | 16         | 2         | 0        | 0        | 0        | 0        | 0        | 0        | 0        | 0        | 0        | 0        | 1         | 0        | 0        |
| <b>Major League Totals</b> |            | <b>.107</b> | <b>225</b> | <b>28</b> | <b>2</b> | <b>3</b> | <b>1</b> | <b>0</b> | <b>0</b> | <b>0</b> | <b>3</b> | <b>0</b> | <b>0</b> | <b>1</b> | <b>15</b> | <b>0</b> | <b>0</b> |

## Kluber's Career Bests and Streaks

**COMPLETE GAMES:** 18, last on 5/19/21 at TEX (9.0IP). **LOW-HIT COMPLETE GAME:** 0, 5/19/21 at TEX (9.0IP). **IP (START):** 9.0 - 18 times (last on 5/19/21 at TEX). **IP (RELIEF):** 4.0, 4/20/13 at HOU. **HITS:** 13, 4/22/15 at CWS. **RUNS:** 8 - 2 times (last on 6/15/16 at KC). **EARNED RUNS:** 8, 5/10/13 at DET. **WALKS:** 5, 4/14/19 at KC. **STRIKEOUTS:** 18, 5/13/15 vs. STL. **HOME RUNS:** 4, 8/19/15 at BOS. **WINNING STREAK:** 7g, 7/8/16-8/31/16. **LOSING STREAK:** 5g, 4/6/15-5/7/15. **SCORELESS STREAK (IP):** 26.0, 9/7-24/17.

**Pitcher of the Month:** 5 times, last: Sept. 2017    **Player of the Week:** 6 times, last: 5/17-23/21    **Rookie of the Month:** None



# DJ LEMAHIEU • INF

# 26

**HT:** 6-4 • **WT:** 220 • **BATS:** R • **THROWS:** R  
**BIRTHDATE:** 7/13/88 • **OPENING DAY AGE:** 32  
**BIRTHPLACE:** Visalia, Calif.  
**RESIDES:** Birmingham, Mich.  
**COLLEGE:** Louisiana State University  
**M.L. SERVICE:** 9 years, 128 days



## STATUS

- ▶ Signed by the Yankees to a six-year contract extending through the 2026 season on January 27, 2021.

## CAREER NOTES

- ▶ Won the NL batting title in 2016 (.348 w/ Colorado) and the AL batting title in 2020 (.364 w/ the Yankees)...according to the *Elias Sports Bureau*, was the second player in Major League history to win a batting title in both leagues (also Ed Delahanty).
- ▶ In 2020, became the fourth player in franchise history to lead the Majors in batting average, joining Mickey Mantle (.353 BA in 1956), Joe DiMaggio (.381 in 1939) and Lou Gehrig (.363 BA in 1934)...became the ninth player (10th time) in franchise history to win the AL batting title...joined Bernie Williams (1998), Paul O'Neill (1994), Don Mattingly (1984), Mickey Mantle (1956), Snuffy Stirnweiss (1945), Joe DiMaggio (1939-40), Lou Gehrig (1934) and Babe Ruth (1924).
- ▶ As the Major League batting leader in 2020, joined Luke Voit (22HR) as the first duo in franchise history to lead the Majors in batting average and home runs...marked the third time the Yankees had both the Majors' home run and batting average leader, but the prior two were by the same player (Lou Gehrig in his 1934 Triple Crown season, .363 BA, 49HR and Mickey Mantle in his 1956 Triple Crown season, .353 BA, 52HR)...the Yankees also had the AL's home run and batting average leader in 1924 (Babe Ruth, .378 BA, 46HR)...the pair became the fifth set of teammates to lead the Majors in batting average and home runs and first to do so since Hank Aaron (.355 BA) and Eddie Mathews (46HR) for the 1959 Braves.
- ▶ Is one of three active players to win a batting title (2016, '20) and earn multiple Gold Glove awards (2014, '17 and '18), joining Mookie Betts and Albert Pujols.
- ▶ In his Major League career, has appeared in games defensively at 2B (1,087G), 3B (143G), 1B (110G) and SS (4G)...leads all active second basemen (min. 500G) with a .991 career fielding pct...over his final five seasons with Colorado (2014-18), led NL second basemen (12th among all Major League defenders) with 48 defensive runs saved.
- ▶ Among 143 hitters with at least 2,500 plate appearances over the last seven seasons (2015-21), is tied for the fourth-lowest swing-and-miss rate (5.2%) and the fifth-highest contact rate (87.7%)—FanGraphs.
- ▶ Has 323 multi-hit games since 2015, tied for the second-most in the Majors...his 124 multi-hit games since joining the Yankees are tied for the third-most in the Majors.
- ▶ Has 14 career leadoff HR, including 12 as a Yankee (six in 2019, Major League-leading five in 2020 and one in 2021)...his 12 leadoff home runs rank eighth in franchise history, trailing Derek Jeter (29HR), Rickey Henderson (24HR), Alfonso Soriano (21HR), Hank Bauer (18HR), Brett Gardner (15HR), Chuck Knoblauch (15HR) and Frankie Crosetti (14HR).
- ▶ Was the fourth Yankee in franchise history to have at least five leadoff home runs in back-to-back seasons (2019-20)...joined Rickey Henderson (three straight from 1985-87), Chuck Knoblauch (1998-99) and Alfonso Soriano (2002-03).
- ▶ Since joining the Yankees in 2019, the team has gone 30-12 when he homers.
- ▶ Since the start of 2020, 11 of his 20HR have either tied the game (four) or given the Yankees the lead (seven).
- ▶ Since 2019, ranks fifth in the Majors with a .307 batting average (428-for-1,394)...over the same span, has hit .335 (94-for-281) with RISP, the fifth-highest BA with RISP in the Majors.
- ▶ Has hit .325/.392/.479 (126-for-388) with 22 doubles, 1 triple, 12HR and 44BB vs. LHP since 2019, the AL's sixth-best BA and eighth-highest OBP vs. southpaws during the stretch.
- ▶ In 49 career games vs. the Orioles, has hit .335/.401/.474 (65-for-194) with 43R, 9 doubles, 6HR, 22RBI, 21BB and 1HP.
- ▶ Recorded a 23-game hitting streak vs. the Rays from 5/18/19-4/11/21...batted .310/.355/.530 (31-for-100) with 17R, 4 doubles, 6HR, 15RBI and 7BB in that span...marked the longest hitting streak ever by a Yankee vs. the Rays (previous: Derek Jeter's 20-game streak from 4/7/04-5/3/05)...was tied with Manny Ramirez (23 games from 7/23/02-9/15/03) and Luis Castillo (23 games from 6/4/99-6/21/03) for the second-longest hitting streak by any player vs. Tampa Bay behind only Iván Rodríguez (27 games from 6/2/98-6/23/00).

## CAREER HIGHLIGHTS

**AL All-Star Team**  
4 2019

**NL All-Star Team**  
4 2015, 2017

**AL Batting Title**  
4 2020

**NL Batting Title**  
4 2016

**AL Silver Slugger Award**  
4 2019, 2020

**NL Gold Glove Award**  
4 2014, 2017, 2018

**All-MLB First Team**  
4 2019, 2020

**Wilson Defensive Player of the Year**  
4 2013, 2017, 2018



- ▶ Is a career .344 (65-for-189) batter with 33R, 14 doubles, 1 triple, 9HR, 27RBI and 20BB in 48G vs. the Blue Jays...is his second-highest BA against any opponent in his career (min. 10G)... in 45G vs. Toronto as a Yankee, has hit .350 (63-for-180) with 33R, 13 doubles, 1 triple, 9HR and 27RBI...owns the highest BA among players with at least 100PA against the Blue Jays as a Yankee (next: Oscar Gamble, .331, 48-for-145).
- ▶ As a Yankee (since 2019), has hit .361/.430/.557 (66-for-183) with 41R, 8 doubles, 2 triples, 8HR, 22RBI, 20BB, 35B, 3HP and 15F in 49 Interleague games...is the second-highest batting average in Interleague play by any Major League player over that span (Jeff McNeil-.391 BA)...is the highest batting average (min. 100PA) by a Yankee in the history of Interleague play (next: Carlos Beltrán-.326BA).
- ▶ Has made eight career Opening Day rosters (2014-18 w/ Colorado and 2019-21 w/ the Yankees)...started at 2B in all five of his Opening Day games with the Rockies.



## 2021

- ▶ In 150 games with the Yankees, batted .268/.349/.362 (160-for-597) with 84R, 24 doubles, 1 triple, 10HR, 57RBI and 73BB...led the club in games played.
- ▶ Reached base multiple times in 79-of-150 games, the seventh-most such games in the AL.
- ▶ Five of his 10HR either tied the game (three) or gave the Yankees the lead.
- ▶ Was 5-for-11 (.455) with 2 doubles and 9RBI with the bases loaded.
- ▶ From 6/8 to the end of the season, batted .305/.355/.427 (25-for-82) with RISP.
- ▶ Reached base safely in 29 straight games from 9/7/20-4/11/21, the third-longest on-base streak of his career (38G from 8/9-9/22/16 and 37G from 6/10-7/28/21)...reached safely in each of his first 9G of a season (through 4/11) for the fourth time in his career (also 2015, '16, '19).
- ▶ Went 1-for-5 with 1R on 4/6 vs. Baltimore, his 200th game with the Yankees...according to STATS, his 273H were second-most through a player's first 200 games with the Yankees in franchise history behind only Joe DiMaggio (300).
- ▶ Was 0-for-5 on 4/21 vs. Atlanta...marked the first time he was held hitless in a game with at least 5AB since Game 1 on 9/12/19 at Detroit (0-for-6).
- ▶ In 20 games from 4/27-5/18, hit .304 (24-for-79) with 19R, 2 doubles, 2HR, 7RBI, 11BB, 1HP, 2SB and 15F.
- ▶ Was 3-for-4 with two solo HRs on 5/7 vs. Washington, recording his sixth career multi-HR game (first since 9/16/20 vs. Toronto)...hit his first leadoff HR of the season, his first since 9/16/20 vs. Toronto...also hit a game-tying HR in the sixth inning...marked his 14th career leadoff HR and his 12th as a Yankee...with his leadoff HR, collected his 300th hit as a Yankee in his 225th game with the club...according to the YES Network, became the second-fastest Yankee to collect 300 hits (in terms of games)...trailed only Joe DiMaggio, who accomplished the feat in his 200th game with the club.
- ▶ Drove in three of the Yankees' 7R on 5/18 at Texas after recording just 4RBI in his previous 22 games from 4/23-5/17.
- ▶ Did not record an extra-base hit in 16 straight games from 5/19-6/6, the second-longest streak of his career (18 games from 6/4-23/14).
- ▶ Was placed on the paternity list on 5/25 and reinstated on 5/26.
- ▶ Reached base in 37 straight games from 6/10-7/28...batted .291/.376/.424 (44-for-151) with 15R, 8 doubles, 4HR, 24RBI, 19BB, 25B and 2HP in that span...marked the second-longest on-base streak of his career, trailing only a 38-game stretch from 8/9-9/22/16...was the second-longest single-season on-base streak by a Yankee since 2005 (Mark Teixeira - 42 games from 6/6-7/26/10)...is tied for the second-longest single-season on-base streak in the Majors since 2019 (Tampa Bay's Wander Franco's 43-game streak from 7/25-9/29/21 and Minnesota's Jorge Polanco's 37-game streak from 5/13-6/25/19).
- ▶ Recorded multiple hits in six of nine games from 6/4-15, including a season-high four straight games from 6/10-15, his longest stretch since a four-game streak from 8/25-28/19.
- ▶ Hit a game-tying, three-run HR in the ninth inning on 6/12 at Philadelphia...marked his first HR since his 2HR on 5/7 vs. Washington...was his first career HR in the regular season that tied the game in ninth inning or later (also 2019 ALCS Game 6 at Houston)...was the first Yankee to hit a game-tying or go-ahead HR when the team was trailing by at least three runs in the ninth inning or later since Brian McCann hit a game-tying, three-run HR on 6/29/16 vs. Texas (Yankees had been trailing 7-4).
- ▶ Recorded his 100th multi-hit game as a Yankee on 6/13 at Philadelphia (2-for-4), accomplishing the feat in his 256th game with the club...according to STATS, he was the fourth-fastest player in franchise history to reach 100 multi-hit games with the Yankees, trailing only Joe DiMaggio (208 games), Mickey Rivers (250 games) and Bob Meusel (255 games).
- ▶ Drove in multiple runs in five-of-eight games from 6/18-26 (10RBI) after recording multiple RBI just once in his previous 24 games (5/19-6/17) and just three times in his first 64 games of the season.



- ▶ Recorded a two-run single in the eighth inning on 6/19 vs. Oakland, recording his 500th and 501st career RBI.
- ▶ Went 4-for-5, with 1R, 1HR and 2RBI on 6/26 at Boston, setting a season high in hits...were his most hits in a game since 9/26/20 vs. Miami (also 4H)...drove in both of the Yankees' runs, hitting a solo HR in eighth and an RBI single in the ninth.
- ▶ Posted a season-high 13-game hitting streak from 6/17-30...was his longest since a 14-game streak from 6/14-30/19...batted .321/.387/.518 (18-for-56) with 8R, 2 doubles, 3HR, 14RBI and 6BB over that span...was the longest hitting streak by a Yankee this season and the longest by a Yankee since Gio Urshela's 13-game streak from 8/31-9/24/20.
- ▶ Recorded a career-high 4BB on 7/11 at Houston (0-for-2, 1R), surpassing his previous career high of 3BB (five times)...marked the most walks by a Yankee since Gio Urshela collected 4BB on 6/9/19 at Cleveland.
- ▶ Did not play on 7/20 vs. Philadelphia after being scratched from the starting lineup with a stomach virus (his rapid COVID test was negative).
- ▶ Reached base safely in 15 straight games from 8/3-17, reaching base multiple times in 12 of those 15 games...batted .344/.437/.475 (21-for-61) with 9R, 6 doubles, 1 triple, 8RBI and 10BB over that span.
- ▶ Recorded a season-high 4RBI on 8/4 vs. Baltimore, going 3-for-5 with 1R and 1 double...marked his most RBI in a game since 9/15/20 vs. Toronto (5RBI)...hit an RBI single in the fifth inning, a go-ahead RBI single in the seventh and a two-run double in the eighth.
- ▶ Hit a triple in the second and a go-ahead RBI double in the 11th inning on 8/9 at Kansas City...marked his sixth hit in extra innings that gave his team the lead (first since an RBI double in the 12th inning on 9/18/20 at Boston)...was the first Yankee to record a double and triple in the same game since Didi Gregorius on 7/24/19 at Minnesota.
- ▶ Walked in a career-high six straight games from 8/10-16, matching the longest stretch by a Yankee this season (also Clint Frazier's six-game streak from 4/21-26/21).
- ▶ Reached base at least three times in a career-high-tying three straight games from 8/11-14 (eighth time, first since 9/15-17/20)...reached base in 9-of-15PA in that span (5H, 4BB).
- ▶ Hit 2HR over a four-game span from 8/20-24 after going homerless in his previous 43 games from 6/27-8/18, his longest such streak as a Yankee and third-longest such streak of his career (81G from 8/13/13-5/27/14 and 54G from 5/30/11-8/10/12).
- ▶ Batted .324 (24-for-74) with 12R, 2 doubles, 1HR, 5RBI and 7BB in 19 games from 8/30-9/19.
- ▶ Reached base multiple times in 15 of his final 27 games from 8/30-9/30.
- ▶ Hit a game-tying RBI single in the 10th inning on 9/3 vs. Baltimore...was his seventh career hit in extra innings to tie the game or give his team the lead.
- ▶ Reached base a season-high-tying four times on 9/12 at the Mets, going 3-for-4 with 2R and 1BB (also 6/26 at Boston and 7/11 at Houston).
- ▶ Was removed from the game on 9/30 at Toronto in the sixth inning with right hip soreness.
- ▶ Was placed on the 10-day injured list on 10/3 (retro to 10/11) through the end of the season with a right sports hernia.
- ▶ Hit .216 (11-for-51) with 5R, 1HR and 3RBI in 18 spring training games.

## PERSONAL

- ▶ Full name is David John LeMahieu.
- ▶ Has twice been named his team's "Heart and Hustle Award" winner (2019 with the Yankees and 2015 with Colorado)...the award honors active players who demonstrate a passion for the game of baseball and best embody the values, spirit and traditions of the game.
- ▶ Was named the Sid Mercer/Dick Young New York Player of the Year for both 2019 and 2020, as voted on by the BBWAA.
- ▶ Attended Louisiana State University...was named to the 2009 College World Series All-Tournament Team as the LSU Tigers' leadoff hitter.
- ▶ Attended Brother Rice High School in Bloomfield Hills, Mich., where he received All-America honors from Rawlings and Louisville Slugger...was twice named Gatorade "Player of the Year" in Michigan...during the 2020-21 offseason, purchased the school's baseball facility and transition part of it into a youth baseball facility to help future generations of players in and around the area where he grew up...the renovation included significant improvements to the facility, an indoor field house and a youth field adjacent to the main field at The Stevens Family Complex and Warrior Field, the school's baseball home.
- ▶ Lived in California until he was seven years old, then lived in Las Vegas for one year, Madison, Wis., for five years and Bloomfield Hills, Mich., for five years.



### LeMahieu's Career Batting Record

| Year                       | Club               | AVG         | G           | AB          | R          | H           | 2B         | 3B        | HR        | RBI        | SH        | SF        | HP        | BB         | SO         | SB        | CS        | E         | OBP         | SLG         |
|----------------------------|--------------------|-------------|-------------|-------------|------------|-------------|------------|-----------|-----------|------------|-----------|-----------|-----------|------------|------------|-----------|-----------|-----------|-------------|-------------|
| 2009                       | AZL Cubs           | .417        | 3           | 12          | 2          | 5           | 0          | 1         | 0         | 4          | 0         | 1         | 0         | 1          | 3          | 1         | 0         | 1         | .429        | .583        |
|                            | Peoria             | .316        | 38          | 152         | 19         | 48          | 4          | 2         | 0         | 30         | 1         | 1         | 2         | 12         | 22         | 2         | 2         | 3         | .371        | .368        |
| 2010                       | Daytona            | .314        | 135         | 554         | 63         | 174         | 24         | 5         | 2         | 73         | 10        | 6         | 1         | 29         | 61         | 15        | 7         | 13        | .346        | .386        |
| 2011                       | Tennessee          | .358        | 50          | 187         | 32         | 67          | 15         | 2         | 2         | 27         | 0         | 4         | 0         | 11         | 22         | 4         | 3         | 4         | .386        | .492        |
|                            | CHICAGO-NL         | .250        | 37          | 60          | 3          | 15          | 2          | 0         | 0         | 4          | 1         | 0         | 0         | 1          | 12         | 0         | 0         | 4         | .262        | .283        |
| 2012                       | Iowa               | .286        | 58          | 227         | 23         | 65          | 7          | 1         | 3         | 23         | 0         | 4         | 2         | 14         | 27         | 5         | 5         | 1         | .328        | .366        |
|                            | Colorado Springs   | .314        | 61          | 255         | 33         | 80          | 14         | 2         | 1         | 31         | 0         | 2         | 0         | 23         | 29         | 13        | 6         | 7         | .368        | .396        |
| 2013                       | COLORADO - a       | .297        | 81          | 229         | 26         | 68          | 12         | 4         | 2         | 22         | 3         | 2         | 0         | 13         | 42         | 1         | 2         | 2         | .332        | .410        |
|                            | COLORADO           | .364        | 33          | 143         | 34         | 52          | 8          | 5         | 1         | 22         | 0         | 3         | 2         | 10         | 19         | 8         | 2         | 4         | .405        | .510        |
| 2014                       | COLORADO           | .280        | 109         | 404         | 39         | 113         | 21         | 3         | 2         | 28         | 7         | 3         | 1         | 19         | 67         | 18        | 7         | 3         | .311        | .361        |
|                            | COLORADO           | .267        | 149         | 494         | 59         | 132         | 15         | 5         | 5         | 42         | 7         | 2         | 2         | 33         | 97         | 10        | 6         | 10        | .315        | .348        |
| 2015                       | COLORADO           | .301        | 150         | 564         | 85         | 170         | 21         | 5         | 6         | 61         | 3         | 2         | 1         | 50         | 107        | 23        | 3         | 9         | .358        | .388        |
| 2016                       | COLORADO           | .348        | 146         | 552         | 104        | 192         | 32         | 8         | 11        | 66         | 8         | 6         | 3         | 66         | 80         | 11        | 7         | 6         | .416        | .495        |
| 2017                       | COLORADO           | .310        | 155         | 609         | 95         | 189         | 28         | 4         | 8         | 64         | 3         | 5         | 6         | 59         | 90         | 6         | 5         | 8         | .374        | .409        |
| 2018                       | COLORADO - b, c, d | .276        | 128         | 533         | 90         | 147         | 32         | 2         | 15        | 62         | 2         | 7         | 2         | 37         | 82         | 6         | 5         | 4         | .321        | .428        |
| 2019                       | YANKEES            | .327        | 145         | 602         | 109        | 197         | 33         | 2         | 26        | 102        | 1         | 4         | 2         | 46         | 90         | 5         | 2         | 8         | .375        | .518        |
| 2020                       | YANKEES - e, f     | .364        | 50          | 195         | 41         | 71          | 10         | 2         | 10        | 27         | 0         | 1         | 2         | 18         | 21         | 3         | 0         | 6         | .421        | .590        |
| 2021                       | YANKEES - g        | .268        | 150         | 597         | 84         | 160         | 24         | 1         | 10        | 57         | 0         | 5         | 4         | 73         | 94         | 4         | 2         | 9         | .349        | .362        |
| <b>Minor League Totals</b> |                    | <b>.321</b> | <b>378</b>  | <b>1530</b> | <b>206</b> | <b>491</b>  | <b>72</b>  | <b>18</b> | <b>9</b>  | <b>210</b> | <b>11</b> | <b>21</b> | <b>7</b>  | <b>100</b> | <b>183</b> | <b>48</b> | <b>25</b> | <b>33</b> | <b>.361</b> | <b>.409</b> |
| <b>AL Totals</b>           |                    | <b>.307</b> | <b>345</b>  | <b>1394</b> | <b>234</b> | <b>428</b>  | <b>67</b>  | <b>5</b>  | <b>46</b> | <b>186</b> | <b>1</b>  | <b>10</b> | <b>8</b>  | <b>137</b> | <b>205</b> | <b>12</b> | <b>4</b>  | <b>23</b> | <b>.370</b> | <b>.461</b> |
| <b>NL Totals</b>           |                    | <b>.298</b> | <b>955</b>  | <b>3445</b> | <b>501</b> | <b>1026</b> | <b>163</b> | <b>31</b> | <b>49</b> | <b>349</b> | <b>34</b> | <b>27</b> | <b>15</b> | <b>278</b> | <b>577</b> | <b>75</b> | <b>39</b> | <b>42</b> | <b>.350</b> | <b>.406</b> |
| <b>Major League Totals</b> |                    | <b>.300</b> | <b>1300</b> | <b>4839</b> | <b>735</b> | <b>1454</b> | <b>230</b> | <b>36</b> | <b>95</b> | <b>535</b> | <b>35</b> | <b>37</b> | <b>23</b> | <b>415</b> | <b>782</b> | <b>87</b> | <b>43</b> | <b>65</b> | <b>.356</b> | <b>.422</b> |

Selected by Detroit in the 41st round of the 2007 First-Year Player Draft (did not sign).

Selected by Chicago-NL in the second round of the 2009 First-Year Player Draft.

- a – Acquired by Colorado from Chicago-NL with OF Tyler Colvin on December 8, 2011 in exchange for 3B Ian Stewart and RHP Casey Weathers.
- b – Placed on the 10-day disabled list from April 30 (retroactive to April 29) – May 8, 2018 with a right hamstring strain.
- c – Placed on the 10-day disabled list from May 14 – June 1, 2018 with a left thumb sprain.
- d – Placed on the 10-day disabled list from July 21 – August 2, 2018 with a left oblique strain.
- e – Placed on the COVID-19 injured list from July 7-23, 2020.
- f – Placed on the 10-day injured list from August 16-29, 2020 with a left thumb strain.
- g – Placed on the 10-day injured list from October 3, 2021 (retroactive to October 1) through the end of the season with a right sports hernia.

### LeMahieu's Postseason Batting Record

| Year                     | Club vs. Opp.           | AVG         | G         | AB        | R         | H         | 2B       | 3B       | HR       | RBI       | SH       | SF       | HP       | BB        | SO        | SB       | CS       | E           | OBP         | SLG         |
|--------------------------|-------------------------|-------------|-----------|-----------|-----------|-----------|----------|----------|----------|-----------|----------|----------|----------|-----------|-----------|----------|----------|-------------|-------------|-------------|
| 2017                     | COL vs. ARI (WC)        | .000        | 1         | 5         | 0         | 0         | 0        | 0        | 0        | 0         | 0        | 0        | 0        | 0         | 2         | 0        | 0        | 0           | .000        | .000        |
| 2018                     | COL vs. CHC (WC)        | .167        | 1         | 6         | 0         | 1         | 0        | 0        | 0        | 0         | 0        | 0        | 0        | 0         | 1         | 0        | 0        | 0           | .167        | .333        |
|                          | COL vs. MIL (DS)        | .222        | 3         | 9         | 0         | 2         | 1        | 0        | 0        | 0         | 0        | 0        | 0        | 3         | 2         | 0        | 1        | 0           | .417        | .333        |
| 2019                     | NY Yankees vs. MIN (DS) | .286        | 3         | 14        | 4         | 4         | 2        | 0        | 1        | 4         | 0        | 0        | 0        | 1         | 4         | 0        | 0        | 1           | .333        | .643        |
|                          | NY Yankees vs. HOU (CS) | .346        | 6         | 26        | 6         | 9         | 1        | 0        | 2        | 3         | 0        | 0        | 0        | 3         | 2         | 0        | 0        | 2           | .414        | .615        |
| 2020                     | NY Yankees vs. CLE (WC) | .300        | 2         | 10        | 1         | 3         | 0        | 0        | 0        | 2         | 0        | 0        | 0        | 1         | 1         | 0        | 0        | 0           | .364        | .300        |
|                          | NY Yankees vs. TB (DS)  | .273        | 5         | 22        | 3         | 6         | 0        | 0        | 0        | 2         | 0        | 1        | 0        | 2         | 3         | 0        | 0        | 0           | .320        | .273        |
| <b>Wild Card Totals</b>  |                         | <b>.190</b> | <b>4</b>  | <b>21</b> | <b>1</b>  | <b>4</b>  | <b>1</b> | <b>0</b> | <b>2</b> | <b>0</b>  | <b>0</b> | <b>0</b> | <b>1</b> | <b>4</b>  | <b>0</b>  | <b>0</b> | <b>0</b> | <b>.227</b> | <b>.238</b> |             |
| <b>LDS Totals</b>        |                         | <b>.267</b> | <b>11</b> | <b>45</b> | <b>7</b>  | <b>12</b> | <b>3</b> | <b>0</b> | <b>1</b> | <b>6</b>  | <b>0</b> | <b>1</b> | <b>0</b> | <b>6</b>  | <b>9</b>  | <b>0</b> | <b>1</b> | <b>1</b>    | <b>.336</b> | <b>.400</b> |
| <b>LCS Totals</b>        |                         | <b>.346</b> | <b>6</b>  | <b>26</b> | <b>6</b>  | <b>9</b>  | <b>1</b> | <b>0</b> | <b>2</b> | <b>3</b>  | <b>0</b> | <b>0</b> | <b>0</b> | <b>3</b>  | <b>2</b>  | <b>0</b> | <b>0</b> | <b>2</b>    | <b>.414</b> | <b>.615</b> |
| <b>POSTSEASON TOTALS</b> |                         | <b>.272</b> | <b>21</b> | <b>92</b> | <b>14</b> | <b>25</b> | <b>5</b> | <b>0</b> | <b>3</b> | <b>11</b> | <b>0</b> | <b>1</b> | <b>0</b> | <b>10</b> | <b>15</b> | <b>0</b> | <b>1</b> | <b>3</b>    | <b>.340</b> | <b>.424</b> |

### LeMahieu's All-Star Game Record

| Year                        | Club, Site            | AVG         | G        | AB       | R        | H        | 2B       | 3B       | HR       | RBI      | SH       | SF       | HP       | BB       | SO       | SB       | CS       | E        | OBP         | SLG         |
|-----------------------------|-----------------------|-------------|----------|----------|----------|----------|----------|----------|----------|----------|----------|----------|----------|----------|----------|----------|----------|----------|-------------|-------------|
| 2015                        | COL, Cincinnati       | .000        | 1        | 2        | 0        | 0        | 0        | 0        | 0        | 0        | 0        | 0        | 0        | 0        | 0        | 0        | 0        | 0        | .000        | .000        |
| 2017                        | COL, Miami            |             |          |          |          |          |          |          |          |          |          |          |          |          |          |          |          |          |             |             |
| 2019                        | NY Yankees, Cleveland | .000        | 1        | 2        | 0        | 0        | 0        | 0        | 0        | 0        | 0        | 0        | 0        | 0        | 0        | 0        | 0        | 0        | .000        | .000        |
| <b>All-Star Game Totals</b> |                       | <b>.000</b> | <b>2</b> | <b>4</b> | <b>0</b> | <b>0</b> | <b>0</b> | <b>0</b> | <b>0</b> | <b>0</b> | <b>0</b> | <b>0</b> | <b>0</b> | <b>0</b> | <b>0</b> | <b>0</b> | <b>0</b> | <b>0</b> | <b>.000</b> | <b>.000</b> |

### LeMahieu's Career Fielding Record

| Position    | PCT  | G     | PO    | A     | E  | TC    | DP  |
|-------------|------|-------|-------|-------|----|-------|-----|
| First Base  | .995 | 110   | 536   | 32    | 3  | 571   | 47  |
| Second Base | .991 | 1,087 | 1,868 | 3,025 | 46 | 4,939 | 701 |
| Shortstop   | -    | 4     | 0     | 0     | 0  | 0     | 0   |
| Third Base  | .945 | 143   | 62    | 214   | 16 | 292   | 22  |

### LeMahieu's Career Home Run Chart

**MULTI-HOMER GAMES:** 6. **TWO-HOMER GAMES:** 6 (last on 5/7/21 vs. WAS). **GRAND SLAMS:** 1, 8/27/18 at LAA (Jim Johnson). **PINCH-HIT HR:** None. **INSIDE-THE-PARK HR:** None. **WALK-OFF HR:** 2, last on 8/31/19 vs. OAK (Lou Trivino). **LEADOFF HR:** 14, last on 5/7/21 vs. WAS (Patrick Corbin).

### LeMahieu's Career Bests and Streaks

**HITS:** 4 - 19 times (last on 6/26/21 at BOS). **RUNS:** 4 - 3 times (last on 7/11/18 vs. ARI). **2B:** 2 - 20 times (last on 8/14/21 at CWS). **3B:** 1 - 36 times (last on 8/9/21 at KC). **HR:** 2 - 6 times (last on 5/7/21 vs. WAS). **RBI:** 5 - 3 times (last on 9/15/20 vs. TOR). **BB:** 4, 7/11/21 at HOU. **SO:** 5, 8/3/15 vs. SEA. **SB:** 2, 9/6/14 vs. SD. **HIT STREAK:** 18g, 7/4-28/15. **"WALK-OFF" HITS:** 3, last on 8/31/19 vs. OAK (HR).

**Player of the Month:** June 2019

**Player of the Week:** 2 times (last: 9/14-20/20)

**Rookie of the Month:** None



# JONATHAN LOÁISIGA • RHP



# 43

**HT:** 5-11 • **WT:** 165 • **BATS:** R • **THROWS:** R  
**BIRTHDATE:** 11/2/94 • **OPENING DAY AGE:** 26  
**BIRTHPLACE:** Managua, Nicaragua  
**RESIDES:** Managua, Nicaragua  
**M.L. SERVICE:** 3 years, 22 days

## STATUS

- ▶ Signed by the Yankees as a minor league free agent on February 9, 2016.

## CAREER NOTES

- ▶ Is the first Nicaragua-born player in Yankees history and one of 15 Nicaraguan players (one of 11 pitchers) in baseball history...in the 2019 ALDS, became the fifth Nicaragua-born player to appear in a postseason game, joining Dennis Martínez, David Green, Marvin Benard and Vicente Padilla.
- ▶ Has made two career Opening Day rosters (2020-21).

## 2021

- ▶ Went 9-4 with a 2.17 ERA (70.2IP, 56H, 19R/17ER, 16BB, 69K, 3HR) in 57 appearances in 2021...opponents batted .215 (56-for-260, 3HR); RH .238 (25-for-105, 1HR); LH .200 (31-for-155, 2HR).
- ▶ His 22 scoreless relief outings of four-or-more outs in 2021 were the second-most in the Majors behind Boston's Garrett Whitlock (24).
- ▶ His 2.17 ERA was the eighth-lowest among AL relievers.
- ▶ Was just the third Yankees reliever since 2005 to record at least nine wins in a season, joining teammate Chad Green (10-7 in 2021) and Alfredo Aceves (10-1 in 2009)... with Green's 10 wins this season, it marked the second time in Yankees history two relievers recorded at least nine wins in a single season...joined Goose Gossage (10-11 in 1978) and Sparky Lyle (9-3 in 1978), who also accomplished the feat in 1978.
- ▶ 48 of his 57 appearances were scoreless, including 34 of his final 38 appearances (5/23-10/3)... allowed 13 of his 19R in three appearances (5R on 5/7 vs. Washington, 4R on 6/22 vs. Kansas City and 4/R on 7/25 at Boston).
- ▶ Retired his first 15 batters faced of the season (4.0IP, 5K), the longest such streak by a Yankee to open the season since Adam Warren retired his first 22 batters faced to start the 2017 season (all as a reliever).
- ▶ Earned his first win of the season on 4/3 vs. Toronto, tossing 2.0 perfect innings (3K).
- ▶ Tossed a scoreless eighth inning on 4/20 vs. Atlanta to earn his second win of the year (1.0IP, 1K).
- ▶ Collected his 100th career strikeout (Joey Wendle, swinging) in the seventh inning on 4/10 at Tampa Bay.
- ▶ Earned his first career save on 4/24 at Cleveland, retiring all four batters faced.
- ▶ Surrendered a "walk-off" sac fly in the 10th inning and recorded his second loss of the season on 4/29 at Baltimore (0.2IP, 1R/0ER)...was his first career "walk-off" appearance.
- ▶ Earned his third win of the season on 5/5 vs. Houston, tossing a perfect eighth inning (1K).
- ▶ Took the loss on 5/7 vs. Washington after allowed 5R/4ER (0.1IP, 4H, 1HR, 1K)...his 5R were the second-most he has allowed in a game in his career (6R on 9/11/18 at Minnesota).
- ▶ Did not allow a HR in 38 consecutive outings from 5/11-9/1, the longest such streak of his career (previous: nine straight games without allowing a HR from 9/16/20-4/14/21).
- ▶ Retired both batters faced and earned his second save of the season on 5/14 at Baltimore (1.0IP).
- ▶ Posted a career-long 14.1 scoreless inning streak from 5/23-6/20 (previous: 8.0 scoreless innings from 6/15-20/18).
- ▶ Did not allow a run in 17 of 18 appearances from 5/23-7/24, going 4-1 with a 1.52 ERA (23.2IP, 4ER) in that span.
- ▶ Earned his fourth win of the year in Game 2 on 5/27 vs. Toronto (1.0IP, 3H, 1K).
- ▶ Tossed 1.1 scoreless innings and earned his fifth win of the season on 6/8 at Minnesota.
- ▶ Earned his sixth win of the season on 6/15 at Toronto, tossing a scoreless seventh inning (2H).
- ▶ Tossed 1.2 scoreless innings on 6/20 vs. Oakland, earning his seventh win of the season (1BB, 1K).
- ▶ On 6/22 vs. Kansas City, allowed a season-high-tying 4ER and took the loss (5H, 2K).
- ▶ On 6/25 at Boston, tossed 1.1 scoreless innings (4K, 1WP)...recorded four strikeouts in the seventh inning, becoming the third Yankee in the Expansion Era (since 1961) to accomplish the feat, joining Phil Hughes on 9/20/12 vs. Toronto (fourth inning) and A.J. Burnett on 6/24/11 vs. Colorado (sixth inning).
- ▶ Tossed 2.1 scoreless innings of relief in Game 1 of 7/4 doubleheader (2H, 1BB, 4K)...was his longest appearance of the season and longest since 8/20/20-G2 vs. New York-NL (3.0IP).
- ▶ Was placed on the COVID-19 injured list on 7/10 and was reinstated on 7/23...missed eight team games.
- ▶ Allowing a season-high-tying 4ER without recording an out on 7/25 at Boston (4H)...marked the first time in his career he left a game without recording an out.
- ▶ In his final 19 appearances of the season (7/27-10/3), went 2-0 with three saves, a 0.79 ERA (22.2IP, 2ER), 23K and a .179 (15-for-84) opponents' BA.
- ▶ On 7/31 at Miami, earned his third save of the season after tossing a scoreless ninth inning (1H, 1K).
- ▶ Posted an 11.1 scoreless inning streak from 8/11-9/1 (7H, 2BB, 12K).



- ▶ Was 1-0 with one save and a 0.59 ERA (15.1IP, 1ER) in his final 12 appearances of the season (8/11-10/3).
- ▶ Earned his ninth win of the season after tossing 2.0 hitless innings of relief on 8/26 at Oakland (1BB, 2K).
- ▶ Recorded his fourth save of the season on 8/7 vs. Seattle after tossing a perfect ninth inning.
- ▶ In Game 1 on 8/17 vs. Boston, tossed 2.0 scoreless innings and earned his fifth save of the season (3H, 3K)... the Yankees won four straight games (8/14-8/17-G1) with four different pitchers recording a save (Albert Abreu on 8/14 at Chicago-AL, Wandy Peralta on 8/15 at Chicago-AL, Chad Green on 8/16 vs. Los Angeles-AL and Loáisiga in Game 1 on 8/17 vs. Boston)...*Elias* confirmed that since saves became an official statistic in 1969, it marked the second time in franchise history that the Yankees won four consecutive games, each with a different pitcher earning a save (Zack Britton, Luis Cessa, Dellin Betances and David Robertson earned saves in four consecutive games from 8/24-26/18).
- ▶ Earned his ninth win of the season after tossing 2.0 hitless innings of relief (1BB, 2K) on 8/26 at Oakland.
- ▶ Missed 22 team games in September on the 10-day on injured list with a right shoulder strain...was placed on the injured list on 9/5 and reinstated on 9/29.
- ▶ Tossed a perfect inning of relief on 9/29 at Toronto (1K), his first appearance since 9/3 vs. Baltimore.
- ▶ Allowed 2ER in 1.0IP in the AL Wild Card Game at Boston (1.0IP, 3BB, 2K).
- ▶ Went 0-1 with a 1.26 ERA (14.1IP, 2ER) and 11K in seven spring training relief outings.

## PERSONAL

- ▶ Full name is Jonathan Stanley Loáisiga (pronounced "loh-AYE-see-gah").

### Loáisiga's Career Pitching Record

| Year | Club                       | W         | L        | ERA         | G         | GS        | CG       | SHO      | SV       | IP           | H          | R         | ER        | HR        | HP       | BB        | SO         | WP        | BK       |
|------|----------------------------|-----------|----------|-------------|-----------|-----------|----------|----------|----------|--------------|------------|-----------|-----------|-----------|----------|-----------|------------|-----------|----------|
| 2013 | DSL Giants                 | 8         | 1        | 2.75        | 13        | 13        | 0        | 0        | 0        | 68.2         | 60         | 29        | 21        | 4         | 2        | 16        | 40         | 6         | 0        |
| 2014 |                            |           |          |             |           |           |          |          |          |              |            |           |           |           |          |           |            |           |          |
| 2015 |                            |           |          |             |           |           |          |          |          |              |            |           |           |           |          |           |            |           |          |
| 2016 | Charleston - a             | 0         | 0        | 7.71        | 1         | 1         | 0        | 0        | 0        | 2.1          | 2          | 2         | 2         | 1         | 0        | 1         | 2          | 0         | 0        |
| 2017 | GCL Yankees East           | 0         | 1        | 2.63        | 6         | 6         | 0        | 0        | 0        | 13.2         | 10         | 5         | 4         | 1         | 0        | 2         | 15         | 0         | 0        |
|      | GCL Yankees West           | 0         | 0        | 0.00        | 1         | 1         | 0        | 0        | 0        | 2.0          | 0          | 0         | 0         | 0         | 0        | 0         | 0          | 0         | 0        |
|      | Staten Island              | 1         | 0        | 0.53        | 4         | 4         | 0        | 0        | 0        | 17.0         | 7          | 2         | 1         | 0         | 1        | 1         | 18         | 1         | 0        |
| 2018 | Tampa                      | 3         | 0        | 1.35        | 4         | 4         | 0        | 0        | 0        | 20.0         | 19         | 3         | 3         | 0         | 1        | 1         | 26         | 2         | 0        |
|      | Trenton                    | 3         | 1        | 3.93        | 9         | 9         | 0        | 0        | 0        | 34.1         | 37         | 15        | 15        | 6         | 2        | 6         | 40         | 1         | 0        |
|      | YANKEES                    | 2         | 0        | 5.11        | 9         | 4         | 0        | 0        | 0        | 24.2         | 26         | 17        | 14        | 3         | 0        | 12        | 33         | 0         | 0        |
|      | GCL Yankees West           | 0         | 0        | 0.00        | 1         | 1         | 0        | 0        | 0        | 1.2          | 1          | 0         | 0         | 0         | 1        | 1         | 1          | 0         | 0        |
| 2019 | YANKEES - b                | 2         | 2        | 4.55        | 15        | 4         | 0        | 0        | 0        | 31.2         | 31         | 16        | 16        | 6         | 1        | 16        | 37         | 1         | 0        |
|      | Scranton/WB                | 0         | 2        | 6.32        | 5         | 4         | 0        | 0        | 0        | 15.2         | 14         | 11        | 11        | 3         | 1        | 5         | 19         | 2         | 0        |
|      | Trenton                    | 0         | 0        | 0.00        | 1         | 1         | 0        | 0        | 0        | 2.0          | 1          | 0         | 0         | 0         | 1        | 0         | 3          | 1         | 0        |
| 2020 | YANKEES - c                | 3         | 0        | 3.52        | 12        | 3         | 0        | 0        | 0        | 23.0         | 21         | 11        | 9         | 3         | 4        | 7         | 22         | 1         | 0        |
| 2021 | YANKEES - d,e              | 9         | 4        | 2.17        | 57        | 0         | 0        | 0        | 5        | 70.2         | 56         | 19        | 17        | 3         | 3        | 16        | 69         | 4         | 1        |
|      | <b>Minor League Totals</b> | <b>15</b> | <b>5</b> | <b>2.89</b> | <b>45</b> | <b>4</b>  | <b>0</b> | <b>0</b> | <b>0</b> | <b>177.1</b> | <b>151</b> | <b>67</b> | <b>57</b> | <b>15</b> | <b>9</b> | <b>33</b> | <b>164</b> | <b>13</b> | <b>0</b> |
|      | <b>Major League Totals</b> | <b>16</b> | <b>6</b> | <b>3.36</b> | <b>93</b> | <b>11</b> | <b>0</b> | <b>0</b> | <b>5</b> | <b>150</b>   | <b>134</b> | <b>63</b> | <b>56</b> | <b>15</b> | <b>8</b> | <b>51</b> | <b>161</b> | <b>6</b>  | <b>1</b> |

Signed by San Francisco as a non-drafted free agent on September 13, 2012.

a – Signed by the Yankees as a minor league free agent on February 9, 2016.

b – Placed on the 10-day injured list on May 13, 2019 (retroactive to May 10) with a right shoulder strain...was transferred to the 60-day injured list on May 14 and reinstated on August 13, 2019.

c – Placed on the 10-day injured list from September 4 (retroactive to September 2) - September 15, 2020 with a medical condition that prevented him from playing and necessitated placement on the injured list.

d – Placed on the COVID-19 injured list from July 10-23, 2021.

e – Placed on the 10-day injured list from September 5-29, 2021 with a right shoulder strain.

### Loáisiga's Postseason Record

| Year | Club vs. Opp.            | W        | L        | ERA          | G        | GS       | CG       | SHO      | SV       | IP         | H        | R        | ER       | HR       | HP       | BB       | SO       | WP       | BK       |
|------|--------------------------|----------|----------|--------------|----------|----------|----------|----------|----------|------------|----------|----------|----------|----------|----------|----------|----------|----------|----------|
| 2019 | NY Yankees vs. MIN (DS)  | 0        | 0        | 9.00         | 1        | 0        | 0        | 0        | 0        | 1.0        | 2        | 1        | 1        | 0        | 0        | 0        | 2        | 0        | 0        |
|      | NY Yankees vs. HOU (CS)  | 0        | 0        | 0.00         | 3        | 0        | 0        | 0        | 0        | 1.2        | 1        | 1        | 0        | 0        | 0        | 3        | 1        | 2        | 0        |
| 2020 | NY Yankees vs. CLE (WC)  | 0        | 0        | 27.00        | 1        | 0        | 0        | 0        | 0        | 0.1        | 1        | 1        | 1        | 0        | 1        | 2        | 0        | 0        | 0        |
|      | NY Yankees vs. TB (DS)   | 0        | 0        | 5.40         | 1        | 0        | 0        | 0        | 0        | 1.2        | 2        | 1        | 1        | 1        | 0        | 0        | 1        | 0        | 0        |
| 2021 | NY Yankees vs. BOS (WC)  | 0        | 0        | 18.00        | 1        | 0        | 0        | 0        | 0        | 1.0        | 0        | 2        | 2        | 0        | 0        | 3        | 2        | 0        | 0        |
|      | <b>Wild Card Totals</b>  | <b>0</b> | <b>0</b> | <b>20.25</b> | <b>2</b> | <b>0</b> | <b>0</b> | <b>0</b> | <b>0</b> | <b>1.1</b> | <b>1</b> | <b>3</b> | <b>3</b> | <b>0</b> | <b>1</b> | <b>5</b> | <b>2</b> | <b>0</b> | <b>0</b> |
|      | <b>LDS Totals</b>        | <b>0</b> | <b>0</b> | <b>6.75</b>  | <b>2</b> | <b>0</b> | <b>0</b> | <b>0</b> | <b>0</b> | <b>2.2</b> | <b>4</b> | <b>2</b> | <b>2</b> | <b>1</b> | <b>0</b> | <b>0</b> | <b>3</b> | <b>0</b> | <b>0</b> |
|      | <b>LCS Totals</b>        | <b>0</b> | <b>0</b> | <b>0.00</b>  | <b>3</b> | <b>0</b> | <b>0</b> | <b>0</b> | <b>0</b> | <b>1.2</b> | <b>1</b> | <b>1</b> | <b>0</b> | <b>0</b> | <b>0</b> | <b>3</b> | <b>1</b> | <b>2</b> | <b>0</b> |
|      | <b>POSTSEASON TOTALS</b> | <b>0</b> | <b>0</b> | <b>7.94</b>  | <b>7</b> | <b>0</b> | <b>0</b> | <b>0</b> | <b>0</b> | <b>5.2</b> | <b>6</b> | <b>6</b> | <b>5</b> | <b>1</b> | <b>1</b> | <b>8</b> | <b>6</b> | <b>2</b> | <b>0</b> |

### Loáisiga's Regular Season Batting Record

| Year | Team                       | AVG         | G         | AB       | R        | H        | 2B       | 3B       | HR       | RBI      | SH       | SF       | HP       | BB       | SO       | SB       | CS       |
|------|----------------------------|-------------|-----------|----------|----------|----------|----------|----------|----------|----------|----------|----------|----------|----------|----------|----------|----------|
| 2021 | NY Yankees                 |             |           |          |          |          |          |          |          |          |          |          |          |          |          |          |          |
|      | <b>Major League Totals</b> | <b>.000</b> | <b>93</b> | <b>2</b> | <b>0</b> | <b>0</b> | <b>0</b> | <b>0</b> | <b>0</b> | <b>0</b> | <b>0</b> | <b>0</b> | <b>0</b> | <b>0</b> | <b>2</b> | <b>0</b> | <b>0</b> |

### Loáisiga's Career Fielding Record

| Position | PCT  | G  | PO | A  | E | TC | DP |
|----------|------|----|----|----|---|----|----|
| Pitcher  | .966 | 93 | 8  | 20 | 1 | 29 | 3  |

### Loáisiga's Career Bests and Streaks

**COMPLETE GAMES:** None. **LOW-HIT COMPLETE GAME:** N/A. **IP (START):** 5.1, 6/25/18 at PHI. **IP (RELIEF):** 3.0 - 2 times (last on 7/30/20 at BAL). **HITS:** 6 - 2 times (last on 5/8/19 vs. SEA). **RUNS:** 6, 9/11/18 at MIN. **WALKS:** 4, 6/15/18 vs. TB. **STRIKEOUTS:** 8, 6/25/18 at PHI. **HOME RUNS:** 2, 8/15/19 vs. CLE. **WINNING STREAK:** 5g, 7/30/20-4/20/21. **LOSING STREAK:** 2g, 6/22-7/25/21. **SCORELESS STREAK (IP):** 14.1, 5/23-6/20/21.

**Pitcher of the Month:** None

**Pitcher of the Week:** None

**Rookie of the Month:** None



# LUCAS LUETGE • LHP

# 63

**HT:** 6-4 • **WT:** 205 • **BATS:** L • **THROWS:** L  
**BIRTHDATE:** 3/24/87 • **OPENING DAY AGE:** 34  
**BIRTHPLACE:** Brenham, Tex.  
**RESIDES:** Belville, Tex.  
**M.L. SERVICE:** 3 years, 15 days



## STATUS

- ▶ Was signed by the Yankees as a minor league free agent on 12/11/20.

## CAREER NOTES

- ▶ Made 111 career Major League appearances in his first four seasons (2012-15) with Seattle...prior to this season, had not pitched at the Major League level since 2015.
- ▶ Has made three Opening Day rosters with Seattle (2012-13) and the Yankees (2021).

## 2021

- ▶ Went 4-2 with a 2.74 ERA (72.1IP, 67H, 30R/22ER, 15BB, 78K, 6HR) in 57 games (one start) with the Yankees.
- ▶ Held left-handed batters to a .196/.204/.315 (18-for-92) slash line this season.
- ▶ Was signed to a Major League contract and selected to the Yankees' 26-man roster on 3/31.
- ▶ Made his Yankees debut on 4/3 vs. Toronto (1.0IP, 1H, 1ER, 1K, 2WP), his first Major League appearance since 4/25/15 vs. Minnesota with Seattle...according to *Elias*, the last player (at any position) with as long a gap between Major League games was LHP Mike Kickham from 9/13/14-9/2/20...the last player to be with the Yankees when he snapped as long a period without a Major League appearance was OF Rick Bladt (6/26/69 with Chicago-NL through 7/19/75 with the Yankees) and the last pitcher to do so was RHP Ralph Buxton (9/21/38 with Philadelphia-AL through 7/30/49 with the Yankees).
- ▶ Tossed a career-high 4.0IP (5H, 2ER, 0BB, 3K) on 4/16 vs. Tampa Bay (previous 3.0IP on 4/9/21 at Tampa Bay, 5/21/13 at Los Angeles-AL and 4/9/13 vs. Houston).
- ▶ Allowed just 3HR over his final 53 appearances (4/16-10/2) after allowing a home run in three of his first four outings of the season.
- ▶ Tossed 1.1 scoreless innings and earned the win on 4/23 at Cleveland (1BB, 1K)...was his first win in 2,788 days (last: 9/4/13 at St. Louis with Seattle) - credit: YES Network.
- ▶ Posted a 14.0 scoreless inning streak from 4/16-5/15, the second-longest streak of his career behind a career-long 15.0 scoreless stretch from 4/17-6/15/12.
- ▶ Over 23 relief appearances from 4/20-6/25, posted a 0.98 ERA (27.2IP, 3ER) and 28K in that span...prior to the stretch, had allowed at least 1R in each of his first five appearances from 4/3-16 (7ER in 10.1IP).
- ▶ Allowed just 1BB to 93BF over 20 appearances from 4/26-6/22.
- ▶ Did not allow an earned run in 14 straight appearances from 4/20-6/1...marked the second-longest stretch in his career behind his career-opening 25-game stretch from 4/7-6/15/12.
- ▶ Struck out Brandon Lowe (swinging) in the seventh inning on 5/31 vs. Tampa Bay to collect his 100th career strikeout.
- ▶ On 7/31 at Miami, earned his fourth win of the year after tossing 2.0 scoreless innings of relief (1H, 4K)...recorded a career-high-tying 4K in his second straight appearance, the fourth time of his career and the third time this season (also 4K on 7/28 at Tampa Bay, 4/9/21 at Tampa Bay and 5/21/13 at Los Angeles-AL with Seattle)...also later recorded 4K on 10/2 vs. Tampa Bay.
- ▶ Made his first career start on 8/11 at Kansas City after making his first 152 career appearances as a reliever, allowing 1ER in 2.0IP (2H, 1K, 1WP)...according to *Elias*, he was just the sixth Yankee in franchise history to start a game after making his first 152 appearances out of the bullpen, joining Mike Stanton (first 552G before his first start on 5/9/99 vs. Seattle), Wandy Peralta (first 242G before his first start on 8/6/21 vs. Seattle), Pat Clements (first 193G before his first start on 10/2/88 at Detroit), Mike Armstrong (first 181G before his first start on 9/1/86 at Oakland) and Brian Bruney (first 157G before his first start on 4/9/08 at Kansas City).
- ▶ Allowed 2ER in the ninth inning on 8/15 at Chicago before being removed (0.1IP, 2H, 1BB)...had allowed just 1ER in his previous 11 relief outings from 7/9-8/14, allowing 4R/1ER with 3BB and 16K over that span.
- ▶ Entered the game with two outs in the ninth inning on 8/18 vs. Boston, retiring his only batter faced to earn third career save...marked his first save since 8/21/12 vs. Cleveland with Seattle...he was the seventh different Yankees pitcher to earn a save in August (also Chad Green-3, Aroldis Chapman-2, Jonathan Loaisiga-2, Wandy Peralta-2, Albert Abreu-1 and Zack Britton-1)...according to *Elias*, it marked just the fifth time since saves became an official statistic in 1969 that a team had at least seven different pitchers record a save in a month...the Yankees join the 1973 Braves (seven in June), 1979 Dodgers (seven in September), 2019 Rays (seven in July) and 2020 Rays (nine in August).
- ▶ Over his final 11 outings 8/27-10/2, posted a 1.20 ERA (15.0IP, 2ER) with 16K and a .170 opp. BA (9-for-53).



- ▶ Tossed 2.0 perfect innings of relief on 8/31 at Los Angeles-AL (3K)...marked his fourth perfect relief appearance of at least 2.0IP this season...only had two prior such appearances in his career (both in 2013).
- ▶ Tossed 3.0 innings of relief on 10/2 vs. Tampa Bay (4H, 1ER, 4K), matching his second-longest outing this season (also 4.0IP on 4/16 vs. Tampa Bay and 3.0IP on 4/9 at Tampa Bay)...threw a career-high 53 pitches (previous: 52 pitches on 4/16/21 vs. Tampa Bay).
- ▶ Made the Yankees' AL Wild Card Game roster, but did not pitch.
- ▶ Attended spring training as a non-roster invitee...posted a 1.74 ERA (10.1IP, 2ER) with 18K in nine spring training relief appearances...ranked second on the team in strikeouts, trailing only Gerrit Cole (24).

## PERSONAL

- ▶ Full name is Lucas Lester Luetge.
- ▶ Attended Bellville (Tex.) High School, where he was All-State and District MVP in both his junior and senior seasons...was a classmate of NFL wide receiver Emmanuel Sanders.
- ▶ From 2006-07, played at San Jacinto College in Pasadena, Tex. (11-3, 3.56 ERA)...followed that with one season at Rice University (1-0, 6.16 ERA).

### Luetge's Career Pitching Record

| Year                       | Club           | W         | L         | ERA         | G          | GS        | CG       | SHO      | SV        | IP             | H          | R          | ER         | HR        | HP        | BB         | SO         | WP        | BK       |
|----------------------------|----------------|-----------|-----------|-------------|------------|-----------|----------|----------|-----------|----------------|------------|------------|------------|-----------|-----------|------------|------------|-----------|----------|
| 2008                       | Helena         | 4         | 0         | 0.00        | 5          | 1         | 0        | 0        | 0         | 14.0           | 5          | 2          | 0          | 0         | 1         | 5          | 13         | 4         | 0        |
|                            | West Virginia  | 2         | 1         | 3.72        | 8          | 6         | 0        | 0        | 0         | 36.1           | 35         | 16         | 15         | 2         | 0         | 10         | 33         | 4         | 1        |
| 2009                       | Brevard County | 6         | 7         | 4.48        | 27         | 7         | 0        | 0        | 2         | 92.1           | 93         | 55         | 46         | 6         | 9         | 38         | 75         | 5         | 0        |
| 2010                       | Brevard County | 1         | 1         | 2.29        | 16         | 1         | 0        | 0        | 0         | 35.1           | 36         | 10         | 9          | 1         | 1         | 10         | 21         | 6         | 0        |
|                            | Huntsville     | 3         | 2         | 3.48        | 23         | 2         | 0        | 0        | 0         | 44.0           | 52         | 25         | 17         | 4         | 2         | 17         | 47         | 6         | 0        |
| 2011                       | Huntsville     | 1         | 3         | 3.13        | 46         | 1         | 0        | 0        | 3         | 69.0           | 63         | 29         | 24         | 3         | 1         | 23         | 69         | 6         | 0        |
| 2012                       | SEATTLE - a    | 2         | 2         | 3.98        | 63         | 0         | 0        | 0        | 2         | 40.2           | 37         | 20         | 18         | 3         | 1         | 24         | 38         | 5         | 0        |
| 2013                       | SEATTLE        | 1         | 3         | 4.86        | 35         | 0         | 0        | 0        | 0         | 37.0           | 42         | 22         | 20         | 2         | 2         | 16         | 27         | 4         | 0        |
|                            | Tacoma         | 0         | 0         | 4.35        | 22         | 0         | 0        | 0        | 1         | 31.0           | 28         | 16         | 15         | 4         | 0         | 16         | 45         | 2         | 0        |
| 2014                       | Tacoma         | 3         | 2         | 3.32        | 42         | 0         | 0        | 0        | 3         | 62.1           | 58         | 24         | 23         | 6         | 4         | 27         | 70         | 7         | 0        |
|                            | SEATTLE        | 0         | 0         | 5.00        | 12         | 0         | 0        | 0        | 0         | 9.0            | 6          | 5          | 5          | 3         | 0         | 5          | 7          | 1         | 0        |
| 2015                       | Tacoma         | 3         | 2         | 5.33        | 29         | 0         | 0        | 0        | 2         | 49.0           | 57         | 31         | 29         | 8         | 3         | 23         | 37         | 4         | 0        |
|                            | SEATTLE        | 0         | 0         | 0.00        | 1          | 0         | 0        | 0        | 0         | 2.1            | 0          | 0          | 0          | 0         | 0         | 2          | 2          | 0         | 0        |
|                            | AZL Mariners   | 0         | 0         | 0.00        | 1          | 1         | 0        | 0        | 0         | 1.0            | 0          | 0          | 0          | 0         | 0         | 0          | 1          | 0         | 0        |
| 2016                       | Salt Lake      | 1         | 1         | 4.85        | 48         | 0         | 0        | 0        | 2         | 55.2           | 58         | 32         | 30         | 4         | 4         | 26         | 58         | 8         | 1        |
| 2017                       | Louisville     | 1         | 2         | 4.55        | 20         | 0         | 0        | 0        | 0         | 27.2           | 34         | 17         | 14         | 4         | 1         | 9          | 30         | 4         | 0        |
|                            | Norfolk        | 1         | 0         | 4.50        | 4          | 0         | 0        | 0        | 0         | 4.0            | 3          | 2          | 2          | 1         | 0         | 3          | 3          | 0         | 0        |
| 2018                       |                |           |           |             |            |           |          |          |           | Did Not Pitch  |            |            |            |           |           |            |            |           |          |
| 2019                       | Jackson        | 4         | 1         | 1.08        | 22         | 0         | 0        | 0        | 0         | 25.0           | 14         | 3          | 3          | 0         | 1         | 7          | 28         | 3         | 0        |
|                            | Reno           | 5         | 2         | 3.14        | 33         | 0         | 0        | 0        | 1         | 43.0           | 43         | 22         | 15         | 4         | 5         | 14         | 46         | 2         | 0        |
| 2020                       | OAKLAND        |           |           |             |            |           |          |          |           | Alternate Site |            |            |            |           |           |            |            |           |          |
| 2021                       | YANKEES        | 4         | 2         | 2.74        | 57         | 1         | 0        | 0        | 1         | 72.1           | 67         | 30         | 22         | 6         | 3         | 15         | 78         | 8         | 0        |
| <b>Minor League Totals</b> |                | <b>35</b> | <b>24</b> | <b>3.69</b> | <b>346</b> | <b>19</b> | <b>0</b> | <b>0</b> | <b>14</b> | <b>589.2</b>   | <b>579</b> | <b>284</b> | <b>242</b> | <b>47</b> | <b>32</b> | <b>228</b> | <b>576</b> | <b>61</b> | <b>2</b> |
| <b>Major League Totals</b> |                | <b>7</b>  | <b>7</b>  | <b>3.63</b> | <b>168</b> | <b>1</b>  | <b>0</b> | <b>0</b> | <b>3</b>  | <b>161.1</b>   | <b>152</b> | <b>77</b>  | <b>65</b>  | <b>14</b> | <b>6</b>  | <b>62</b>  | <b>152</b> | <b>18</b> | <b>0</b> |
| <b>NY Yankees Totals</b>   |                | <b>4</b>  | <b>2</b>  | <b>2.74</b> | <b>57</b>  | <b>1</b>  | <b>0</b> | <b>0</b> | <b>1</b>  | <b>72.1</b>    | <b>67</b>  | <b>30</b>  | <b>22</b>  | <b>6</b>  | <b>3</b>  | <b>15</b>  | <b>78</b>  | <b>8</b>  | <b>0</b> |

Selected by the Chicago White Sox in the 31st round of the 2005 First-Year Player Draft but did not sign.  
Selected by the Chicago White Sox in the 18th round of the 2006 First-Year Player Draft but did not sign.  
Selected by the Milwaukee Brewers in the 21st round of the 2008 First-Year Player Draft.

a - Acquired by the Seattle Mariners off waivers from the Milwaukee Brewers on December 8, 2011.

### Luetge's Postseason Record

| Year                     | Club vs. Opp.           | W | L | ERA | G | GS | CG | SHO | SV | IP | H | R | ER | HR | HP | BB | SO | WP | BK |
|--------------------------|-------------------------|---|---|-----|---|----|----|-----|----|----|---|---|----|----|----|----|----|----|----|
| 2021                     | NY Yankees vs. BOS (WC) | - | - | -   | - | -  | -  | -   | -  | -  | - | - | -  | -  | -  | -  | -  | -  | -  |
| <b>Wild Card Totals</b>  |                         | - | - | -   | - | -  | -  | -   | -  | -  | - | - | -  | -  | -  | -  | -  | -  | -  |
| <b>POSTSEASON TOTALS</b> |                         | - | - | -   | - | -  | -  | -   | -  | -  | - | - | -  | -  | -  | -  | -  | -  | -  |

### Luetge's Career Fielding Record

| Position | PCT   | G   | PO | A  | E | TC | DP |
|----------|-------|-----|----|----|---|----|----|
| Pitcher  | 1.000 | 168 | 6  | 12 | 0 | 18 | 3  |

### Luetge's Regular Season Batting Record

| Year                       | Team       | AVG         | G        | AB       | R        | H        | 2B       | 3B       | HR       | RBI      | SH       | SF       | HP       | BB       | SO       | SB       | CS       |
|----------------------------|------------|-------------|----------|----------|----------|----------|----------|----------|----------|----------|----------|----------|----------|----------|----------|----------|----------|
| 2021                       | NY Yankees | -           | -        | -        | -        | -        | -        | -        | -        | -        | -        | -        | -        | -        | -        | -        | -        |
| <b>Major League Totals</b> |            | <b>.000</b> | <b>7</b> | <b>0</b> | <b>0</b> | <b>0</b> | <b>0</b> | <b>0</b> | <b>0</b> | <b>0</b> | <b>0</b> | <b>0</b> | <b>0</b> | <b>0</b> | <b>0</b> | <b>0</b> | <b>0</b> |

### Luetge's Career Bests and Streaks

**COMPLETE GAMES:** None. **LOW-HIT COMPLETE GAME:** None. **IP (START):** 2.0, on 8/11/21 at KC. **IP (RELIEF):** 4.0, 4/16/21 vs. TB. **HITS:** 6, 8/10/13 vs. MIL. **RUNS:** 4, 8/10/13 vs. MIL. **BB:** 4, 7/31/13 at BOS. **SO:** 4 - 5 times (last on 10/2/21 vs. TB). **HR:** 1 - 14 times (last on 8/21/21 vs. MIN). **WINNING STREAK:** 2G - 2 times (last from 7/9-31/21). **LOSING STREAK:** 3G, from 9/18/12-7/31/13. **SCORELESS STREAK (IP):** 15.0, from 4/12-6/19/12.

Pitcher of the Month: None

Player of the Week: None

Rookie of the Month: None



# JORDAN MONTGOMERY • LHP



# 47

**HT:** 6-6 • **WT:** 228 • **BATS:** L • **THROWS:** L  
**BIRTHDATE:** 12/27/92 • **OPENING DAY AGE:** 28  
**BIRTHPLACE:** Sumter, S.C.  
**RESIDES:** Sumter, S.C.  
**COLLEGE:** University of South Carolina  
**M.L. SERVICE:** 4 years, 153 days

## STATUS

- ▶ Selected by the Yankees in the fourth round of the 2014 First-Year Player Draft.

## CAREER

- ▶ Since making his debut in 2017, has limited left-handed hitters to batting .210/.266/.329 (60-for-286) with 17BB, 63K and 9HR.
- ▶ His 1.00 HR/9.0IP ratio (22HR/197.2IP) at home is the second-lowest by a Yankees pitcher since 2017 and the eighth-lowest by a Yankees pitcher in the 11-year history of Yankee Stadium (min. 100.0IP)...has surrendered 3ER-or-fewer in 31-of-38 starts.
- ▶ Recorded his 100th career strikeout in his 20th career game (7/30/17 vs. Tampa Bay), tied for the fifth-fastest to the mark in Yankees history.
- ▶ Has made two career Opening Day rosters (2018, '21)...started the 2019 season on the injured list and began the 2020 season on the Yankees' taxi squad.
- ▶ Has made 76 career starts, all with the Yankees...among pitchers currently in the organization, has made the second-most starts for the team behind only Luis Severino (88).
- ▶ Made his first career postseason appearance in 2020 ALDS Game 4 vs. Tampa Bay, allowing only 1ER in 4.0IP in the potential elimination game (GS, 3H, 3BB, 4K)...was only the third Yankee since 1982 to allow 1R-or-fewer and toss at least 4.0IP in his postseason debut, joining A.J. Burnett (1R in 6.0IP in 2009 ALDS Game 2 vs. Minnesota) and Orlando Hernández (0R in 7.0IP in 1998 ALCS Game 4)...was just the fourth Yankee in franchise history to start a potential elimination game in his postseason debut, joining Luis Severino (2017 AL Wild Card Game), Masahiro Tanaka (2015 AL Wild Card Game) and Shawn Chacon (2005 ALDS Game 4)...was the only pitcher in group to allow just 1R.

## 2021

- ▶ Went 6-7 with a 3.83 ERA (157.1IP, 150H, 73R/67ER, 51BB, 162K, 19HR) in a career-high 30 starts with the Yankees...also set career highs in innings pitched and strikeouts...opponents hit .250 (150-for-600, 19HR); LH. .227 (30-for-132, 4HR); RH .256 (120-for-468, 15HR).
- ▶ Made 30 starts after making just 17 starts over his previous three seasons.
- ▶ Allowed 3ER-or-fewer in 24 of his 30 starts this season, including 15 of his final 17 starts and 23 of his final 27 starts...his nine quality starts this season were one shy of his career high (10 quality starts in 2017).
- ▶ Received 3R-or-fewer of support in 25 of his 30 starts this season and 2R-or-fewer of support in 17 starts...received one-or-zero runs of support in 12 starts (zero runs of support in seven starts).
- ▶ In 13 home starts, went 3-4 with a 3.89 ERA (69.1IP, 30ER)...on the road, went 3-3 with a 3.78 (88.0IP, 37ER).
- ▶ Recorded four of his eight career scoreless starts (6.0IP on 4/5 vs. Baltimore, 7.0IP on 5/21 vs. Chicago-AL, 5.2IP on 7/22 at Boston and 5.0IP on 7/27 at Tampa Bay).
- ▶ Left the game trailing just twice in his first 12 starts from 4/5-6/8.
- ▶ Made his season debut on 4/5 vs. Baltimore and earned the win, tossing 6.0 scoreless innings (4H, 0BB, 7K)...was his longest scoreless start since 9/16/17 vs. Baltimore (also 6.0IP).
- ▶ Went undefeated in 11 straight starts from 4/23-6/20, the second-longest undefeated streak of his career (13 games started from 9/4/17-7/31/20)...went 2-0 with a 3.97 ERA (59.0IP, 26ER) with 57K in that span.
- ▶ Allowed multiple home runs in consecutive games for the first time in his career on 4/11 at Tampa Bay (2HR) and 4/17 vs. Tampa Bay (2HR).
- ▶ Recorded his first career double-digit strikeout game and tossed 7.0 shutout innings on 5/21 vs. Chicago-AL (ND, 4H, 0BB, 11K)...marked the longest scoreless start of his career (previous: 6.0IP – three times, last: 4/5 vs. Baltimore)...his 7.0IP also tied his career high (also 6/9/17 vs. Baltimore and 6/26/17 at Chicago-AL).
- ▶ Did not receive a run of support in five straight starts from 6/20-7/16.
- ▶ Threw a career-high 105 pitches on 7/8 at Seattle (L, 6.2IP, 4H, 3ER, 2BB, 9K, 2HR).
- ▶ Allowed a HR to Matt Olson on 6/20 vs. Oakland, his first HR to a left-handed hitter since 9/4/17 at Baltimore (Chris Davis).



## MONTGOMERY'S 2021 PITCHING LINES

| Date/Opp             | Score    | W/L | IP         | H            | R          | ER        | HR        | BB        | K         | NP/S          | ERA         | Left game    |
|----------------------|----------|-----|------------|--------------|------------|-----------|-----------|-----------|-----------|---------------|-------------|--------------|
| 4/5 vs. BAL*         | 7-0      | W   | 6.0        | 4            | 0          | 0         | 0         | 0         | 7         | 73/55         | 0.00        | Leading 7-0  |
| 4/11 at TB*          | 8-4      | ND  | 5.0        | 5            | 4          | 4         | 2         | 2         | 4         | 82/48         | 3.27        | Trailing 4-3 |
| 4/17 vs. TB*         | 3-6      | L   | 6.0        | 2            | 4          | 4         | 2         | 2         | 7         | 86/54         | 4.24        | Trailing 3-1 |
| 4/23 at CLE          | 5-3      | ND  | 4.2        | 4            | 3          | 3         | 0         | 3         | 5         | 89/53         | 4.57        | Leading 5-3  |
| 4/29 at BAL          | 3-4 (10) | ND  | 5.0        | 6            | 2          | 2         | 1         | 1         | 1         | 74/50         | 4.39        | Tied 2-2     |
| 5/5 vs. HOU          | 6-3      | ND  | 6.0        | <b>8</b>     | <b>3</b>   | <b>3</b>  | <b>0</b>  | <b>0</b>  | <b>4</b>  | 82/58         | 4.41        | Tied 3-3     |
| 5/11 at SEA          | 3-1      | W   | 6.0        | 2            | 1          | 1         | 1         | 1         | 9         | 85/56         | 3.96        | Leading 3-1  |
| 5/16 at BAL          | 6-10     | ND  | 3.0        | 6            | 5          | 5         | 0         | 2         | 4         | 76/48         | 4.75        | Tied 5-5     |
| 5/21 vs. CWS         | 2-1      | ND  | <b>7.0</b> | <b>5</b>     | <b>0</b>   | <b>0</b>  | <b>0</b>  | <b>0</b>  | <b>11</b> | <b>90/68</b>  | <b>4.07</b> | Leading 1-0  |
| 5/27 vs. TOR         | 5-3      | ND  | 4.2        | 5            | 3          | 3         | 1         | 2         | 1         | 73/44         | 4.22        | Leading 4-3  |
| 6/2 vs. TB           | 4-3      | W   | 6.1        | 5            | 3          | 1         | 0         | 2         | 6         | 99/68         | 3.92        | Leading 4-2  |
| 6/8 vs. MIN*         | 8-4      | ND  | 5.2        | <b>8</b>     | <b>3</b>   | <b>3</b>  | <b>0</b>  | <b>0</b>  | <b>6</b>  | 89/63         | 3.99        | Tied 3-3     |
| 6/15 at TOR*         | 6-5      | ND  | 5.1        | 5            | 5          | 4         | 1         | <b>4</b>  | 4         | 97/55         | 4.20        | Trailing 5-3 |
| 6/20 vs. OAK         | 2-1      | ND  | 5.1        | 3            | 1          | 1         | 1         | 2         | 6         | 85/53         | 4.03        | Trailing 1-0 |
| 6/26 at BOS*         | 2-4      | L   | 6.0        | <b>8</b>     | <b>3</b>   | <b>3</b>  | <b>0</b>  | <b>2</b>  | <b>5</b>  | 95/64         | 4.50        | Trailing 3-0 |
| 7/3 vs. NYM*         | 3-8      | L   | 4.1        | 6            | 3          | 3         | 0         | 3         | 6         | 86/54         | 4.17        | Trailing 1-0 |
| 7/8 at SEA           | 0-4      | L   | 6.2        | 4            | 3          | 3         | 2         | 2         | 9         | <b>105/68</b> | 4.16        | Trailing 3-0 |
| 7/16 vs. BOS*        | 0-4      | L   | 6.0        | 3            | 3          | 3         | 1         | 2         | 4         | 92/60         | 4.18        | Trailing 3-0 |
| 7/22 at BOS          | 4-5 (10) | ND  | 5.2        | 3            | 0          | 0         | 0         | 1         | 6         | 83/57         | 3.96        | Leading 1-0  |
| 7/27 at TB           | 4-3      | W   | 5.0        | 5            | 0          | 0         | 0         | 3         | 5         | 102/65        | 3.78        | Leading 3-0  |
| 8/1 at MIA           | 3-1      | ND  | 5.0        | 4            | 1          | 1         | 0         | 1         | 5         | 81/56         | 3.69        | Trailing 1-0 |
| 8/17 vs. BOS         | 5-3      | ND  | 4.2        | 5            | 3          | 3         | 1         | 2         | 6         | 78/51         | 3.77        | Leading 5-3  |
| 8/23 at ATL          | 5-1      | W   | 5.0        | 2            | 1          | 1         | 1         | <b>4</b>  | 2         | 75/41         | 3.69        | Leading 3-1  |
| 8/29 at OAK          | 1-3      | ND  | 6.0        | 6            | 1          | 0         | 0         | 0         | 3         | 83/60         | 3.52        | Trailing 1-0 |
| 9/4 vs. BAL          | 3-4      | ND  | 4.2        | 6            | 1          | 1         | 0         | 2         | 5         | 97/65         | 3.47        | Trailing 1-0 |
| 9/10 at NYM*         | 3-10     | L   | 3.1        | 7            | <b>7</b>   | <b>5</b>  | 1         | 3         | 6         | 79/48         | 3.71        | Trailing 7-2 |
| 9/16 at BAL          | 2-3 (10) | ND  | 5.2        | 6            | 1          | 1         | 1         | 1         | <b>12</b> | 99/67         | 3.63        | Leading 2-1  |
| 9/21 vs. TEX         | 7-1      | W   | 5.2        | 4            | 1          | 1         | 0         | 1         | 6         | 93/56         | 3.55        | Leading 3-1  |
| 9/26 at BOS          | 6-3      | ND  | 5.0        | 7            | 1          | 1         | 0         | 0         | 4         | 71/46         | 3.49        | Leading 2-1  |
| 10/2 vs. TB*         | 2-12     | L   | 2.2        | 6            | <b>7</b>   | <b>7</b>  | <b>3</b>  | <b>3</b>  | 3         | 71/44         | 3.83        | Trailing 7-1 |
| <b>Totals (30GS)</b> |          |     | <b>6-7</b> | <b>157.1</b> | <b>150</b> | <b>73</b> | <b>67</b> | <b>19</b> | <b>51</b> | <b>162</b>    | <b>3.83</b> |              |

\*start came after a team loss / **Bold** - season high

- ▶ Allowed 3R-or-fewer in 12 straight starts from 6/20-9/4...was tied for the second-longest streak by a Yankees starting pitcher in the last 40 seasons (since 1982), trailing only Luis Severino's 16-start stretch from 4/16-7/7/18...went 2-4 with a 2.66 ERA (64.1IP, 19ER) in that span.

- ▶ Posted a 2.89 ERA (84.0IP, 27ER) in 16 starts from 6/20-9/26, the fourth-lowest ERA in the AL in that span (min. 80.0IP)... allowed 3R-or-fewer in 15 of those 16 starts.

- ▶ Recorded a career-high 14.2 scoreless inning streak from 7/16-27.

- ▶ Tossed 5.2 shutout innings in a no-decision on 7/22 at Boston (3H, 1BB, 6K).

- ▶ Tossed 5.0 shutout innings in a no-decision on 7/27 at Tampa Bay (3H, 1BB, 6K)...marked the first time in his career he tossed back-to-back scoreless starts.

- ▶ Went undefeated in seven straight starts from 7/22-9/4 after losing a career-high four straight starts from 6/26-7/16...went 2-0 with a 1.50 ERA (36.0IP, 6ER) in that seven-start stretch, allowing one-or-zero runs in 6-of-7 starts.

- ▶ Allowed one-or-zero runs in nine of his final 12 starts (7/22-10/2).

- ▶ Was placed on the COVID-19 injured list on 8/3...missed 13 team games...was reinstated prior to his start on 8/17.

- ▶ Went 1-0 with a 2.18 ERA (20.2IP, 5ER) in four August starts, his lowest ERA in a single calendar month in his career (min. 20.0IP).

- ▶ Set a career high with 7R allowed in his loss on 9/10 at New York-NL (3.1IP, 7H, 7R/5ER, 3BB, 6K, 1HR, 1WP).

- ▶ Struck out a career-high 12 batters in 5.2IP (6H, 1BB, 1HR) on 9/16 at Baltimore...was just the second double-digit strikeout game of his career (also 11K on 5/21 vs. Chicago-AL)...with LHP Nestor Cortes' 11K on 9/15, it marked just the third time in the last 21 seasons that Yankees starters recorded back-to-back double digit strikeout games (AJ Burnett's 12K and CC Sabathia's 10K from 8/27-28/09; CC Sabathia's 10K and Andy Pettitte's 10K from 8/13-14/09).

- ▶ In his final start of the season on 10/2 vs. Tampa Bay, allowed a career-high-tying 7R (also 7R/5ER on 9/10/21 at New York-NL) and a career-high 3HR.

- ▶ Went 3-0 with a 0.90 ERA (10.0IP, 1ER) and 7K in three official spring training starts.

## PERSONAL

- ▶ Played three seasons at the University of South Carolina (2012-14), going 20-7 with a 2.87 ERA (253.2IP, 81ER) in 44 appearances (42 starts)...also made five postseason starts, going 5-0 with a 0.93 ERA.

- ▶ Graduated from Sumter H.S. (S.C.), earning 2011 Gatorade State "Player of the Year" honors after going 11-0 with a 0.38 ERA as a senior.

- ▶ In January 2018, spent two weeks with patients at Palmetto Children's Hospital in Columbia, S.C., promoting a virtual book drive on behalf of "Reach Out & Read," an organization which helps build home libraries for children at clinics located at various pediatric hospitals in South Carolina.

- ▶ Visited and played games with patients at the NYU Hassenfeld Children's Hospital in August 2018.



### Montgomery's Career Pitching Record

| Year                       | Club          | W         | L         | ERA         | G         | GS        | CG       | SHO      | SV       | IP           | H          | R          | ER         | HR        | HP       | BB         | SO         | WP        | BK       |
|----------------------------|---------------|-----------|-----------|-------------|-----------|-----------|----------|----------|----------|--------------|------------|------------|------------|-----------|----------|------------|------------|-----------|----------|
| 2014                       | GCL Yankees 2 | 0         | 1         | 4.76        | 3         | 3         | 0        | 0        | 0        | 5.2          | 5          | 4          | 3          | 0         | 0        | 2          | 5          | 0         | 0        |
|                            | Staten Island | 1         | 0         | 3.38        | 7         | 4         | 0        | 0        | 0        | 13.1         | 11         | 6          | 5          | 0         | 0        | 4          | 15         | 2         | 0        |
| 2015                       | Charleston    | 4         | 3         | 2.68        | 9         | 9         | 0        | 0        | 0        | 43.2         | 36         | 15         | 13         | 1         | 0        | 12         | 55         | 6         | 1        |
|                            | Tampa         | 6         | 5         | 3.08        | 16        | 15        | 1        | 0        | 0        | 90.2         | 82         | 36         | 31         | 4         | 1        | 24         | 77         | 9         | 0        |
| 2016                       | Trenton       | 9         | 4         | 2.55        | 19        | 19        | 1        | 1        | 0        | 102.1        | 94         | 35         | 29         | 5         | 2        | 36         | 97         | 9         | 0        |
|                            | Scranton/WB   | 5         | 1         | 0.97        | 6         | 6         | 0        | 0        | 0        | 37.0         | 28         | 4          | 4          | 0         | 0        | 9          | 37         | 1         | 0        |
| 2017                       | Tampa         | 0         | 0         | 0.00        | 1         | 1         | 0        | 0        | 0        | 5.0          | 3          | 1          | 0          | 0         | 0        | 1          | 8          | 0         | 0        |
|                            | Scranton/WB   | 0         | 0         | 3.00        | 1         | 1         | 0        | 0        | 0        | 3.0          | 2          | 1          | 1          | 0         | 0        | 0          | 3          | 0         | 0        |
| 2018                       | YANKEES       | 9         | 7         | 3.88        | 29        | 29        | 0        | 0        | 0        | 155.1        | 140        | 72         | 67         | 21        | 1        | 51         | 144        | 7         | 1        |
|                            | YANKEES - a   | 2         | 0         | 3.62        | 6         | 6         | 0        | 0        | 0        | 27.1         | 25         | 11         | 11         | 3         | 0        | 12         | 23         | 0         | 0        |
| 2019                       | Tampa - b     | 0         | 0         | 0.00        | 1         | 1         | 0        | 0        | 0        | 2.0          | 0          | 0          | 0          | 0         | 0        | 0          | 2          | 0         | 0        |
|                            | Scranton/WB   | 0         | 0         | 0.00        | 1         | 1         | 0        | 0        | 0        | 1.2          | 2          | 1          | 0          | 0         | 0        | 0          | 3          | 0         | 0        |
| 2020                       | YANKEES       | 0         | 0         | 6.75        | 2         | 1         | 0        | 0        | 0        | 4.0          | 7          | 3          | 3          | 1         | 0        | 0          | 5          | 0         | 0        |
|                            | YANKEES       | 2         | 3         | 5.11        | 10        | 10        | 0        | 0        | 0        | 44.0         | 48         | 27         | 25         | 7         | 2        | 9          | 47         | 3         | 0        |
| 2021                       | YANKEES - c   | 6         | 7         | 3.83        | 30        | 30        | 0        | 0        | 0        | 157.1        | 150        | 73         | 67         | 19        | 2        | 51         | 162        | 12        | 1        |
| <b>Minor League Totals</b> |               | <b>25</b> | <b>14</b> | <b>2.54</b> | <b>64</b> | <b>60</b> | <b>2</b> | <b>1</b> | <b>0</b> | <b>304.1</b> | <b>263</b> | <b>103</b> | <b>86</b>  | <b>10</b> | <b>3</b> | <b>88</b>  | <b>302</b> | <b>27</b> | <b>1</b> |
| <b>Major League Totals</b> |               | <b>19</b> | <b>17</b> | <b>4.01</b> | <b>77</b> | <b>76</b> | <b>0</b> | <b>0</b> | <b>0</b> | <b>388.0</b> | <b>370</b> | <b>186</b> | <b>173</b> | <b>51</b> | <b>5</b> | <b>123</b> | <b>381</b> | <b>22</b> | <b>2</b> |

Selected by the Yankees in the fourth round of the 2014 First-Year Player Draft.

a - Placed on the 10-day disabled list from May 2, 2018 through the end of the season with a left elbow strain...transferred to the 60-day disabled list on August 13, 2018.

b - Placed on the 60-day injured list from March 23-September 15, 2019 recovering from left elbow UCL surgery.

c - Placed on the COVID-19 injured list from August 3-17, 2021.

### Montgomery's Postseason Record

| Year                     | Club vs. Opp.            | W        | L        | ERA         | G        | GS       | CG       | SHO      | SV       | IP         | H        | R        | ER       | HR       | HP       | BB       | SO       | WP       | BK       |
|--------------------------|--------------------------|----------|----------|-------------|----------|----------|----------|----------|----------|------------|----------|----------|----------|----------|----------|----------|----------|----------|----------|
| 2017                     | NY Yankees vs. CLE (DS)  |          |          |             |          |          |          |          |          |            |          |          |          |          |          |          |          |          |          |
|                          | NY Yankees vs. HOU (CS)  |          |          |             |          |          |          |          |          |            |          |          |          |          |          |          |          |          |          |
| 2020                     | NY Yankees vs. CLE (WCS) |          |          |             |          |          |          |          |          |            |          |          |          |          |          |          |          |          |          |
|                          | NY Yankees vs. TB (DS)   | 0        | 0        | 2.25        | 1        | 1        | 0        | 0        | 0        | 4.0        | 3        | 1        | 1        | 0        | 0        | 3        | 4        | 0        | 0        |
| <b>Wild Card Totals</b>  |                          | -        | -        | -           | -        | -        | -        | -        | -        | -          | -        | -        | -        | -        | -        | -        | -        | -        | -        |
| <b>LDS Totals</b>        |                          | <b>0</b> | <b>0</b> | <b>2.25</b> | <b>1</b> | <b>1</b> | <b>0</b> | <b>0</b> | <b>0</b> | <b>4.0</b> | <b>3</b> | <b>1</b> | <b>1</b> | <b>0</b> | <b>0</b> | <b>3</b> | <b>4</b> | <b>0</b> | <b>0</b> |
| <b>Postseason Totals</b> |                          | <b>0</b> | <b>0</b> | <b>2.25</b> | <b>1</b> | <b>1</b> | <b>0</b> | <b>0</b> | <b>0</b> | <b>4.0</b> | <b>3</b> | <b>1</b> | <b>1</b> | <b>0</b> | <b>0</b> | <b>3</b> | <b>4</b> | <b>0</b> | <b>0</b> |

### Montgomery's Regular Season Batting Record

| Year                       | Team       | AVG         | G         | AB       | R        | H        | 2B       | 3B       | HR       | RBI      | SH       | SF       | HP       | BB       | SO       | SB       | CS       |
|----------------------------|------------|-------------|-----------|----------|----------|----------|----------|----------|----------|----------|----------|----------|----------|----------|----------|----------|----------|
| 2021                       | NY Yankees | .000        | 30        | 4        | 0        | 0        | 0        | 0        | 0        | 0        | 0        | 0        | 0        | 0        | 4        | 0        | 0        |
| <b>Major League Totals</b> |            | <b>.000</b> | <b>77</b> | <b>7</b> | <b>0</b> | <b>0</b> | <b>0</b> | <b>0</b> | <b>0</b> | <b>0</b> | <b>0</b> | <b>0</b> | <b>0</b> | <b>2</b> | <b>6</b> | <b>0</b> | <b>0</b> |

### Montgomery's Career Fielding Record

| Position | PCT  | G  | PO | A  | E | TC | DP |
|----------|------|----|----|----|---|----|----|
| Pitcher  | .872 | 77 | 5  | 29 | 5 | 39 | 0  |

### Montgomery's Career Bests and Streaks

**COMPLETE GAMES:** None. **LOW-HIT COMPLETE GAME:** N/A. **IP (START):** 7.0 - 3 times (last on 5/21/21 vs. CWS). **IP (RELIEF):** 2.0IP, 9/15/19 at TOR. **HITS:** 10, 4/8/18 vs. BAL. **RUNS:** 7 - 2 times (last on 10/2/21 vs. TB). **WALKS:** 4 - 6 times (last on 8/23/21 at ATL). **STRIKEOUTS:** 12, 9/16/21 at BAL. **HOME RUNS:** 3, 10/2/21 vs. TB. **WINNING STREAK:** 5g, 9/16/17-7/31/20. **LOSING STREAK:** 4g, 6/26-7/16/21. **SCORELESS STREAK (IP):** 14.2, 7/16-27/21.

**Pitcher of the Month:** None

**Pitcher of the Week:** None

**Rookie of the Month:** None



# ROUGNED ODOR • INF

# 12

**HT:** 5-11 • **WT:** 205 • **BATS:** L • **THROWS:** R  
**BIRTHDATE:** 2/3/94 • **OPENING DAY AGE:** 27  
**BIRTHPLACE:** Maracaibo, Venezuela  
**RESIDES:** Frisco, Tex.  
**M.L. SERVICE:** 7 years, 121 days



2021 SEASON  
SUMMARY

MANAGER, COACHES  
& STAFF BIOS

FULL  
PLAYER BIOS

ADDITIONAL  
PLAYER BIOS

HISTORICAL STATS &  
POSTSEASON RECORDS

POSTSEASON  
SERIES RECAPS

MINORS &  
2022 SCHEDULE

## STATUS

- ▶ Was acquired by the Yankees along with cash considerations from Texas in exchange for minor league outfielders Antonio Cabello and Josh Stowers on April 6, 2021.

## CAREER NOTES

- ▶ With 33HR in 2016, 30HR in 2017 and 30HR in 2019, was the sixth second baseman (min. 50.0% of games at second base) in Major League history with at least three seasons of 30-or-more home runs (also Dan Uggla, five; Chase Utley, three; Alfonso Soriano, three; Jeff Kent, three and Rogers Hornsby, three)...is the only second baseman to record multiple such seasons prior to his age-26 season and only Joe Gordon (1940), Jonathan Schoop (2017), Javier Báez (2018), Ketel Marte (2019) and Ozzie Albies (2021) reached the plateau once prior to turning 26.
- ▶ Has recorded double-digit home runs in seven seasons (2015-21)...according to ESPN Stats & Info, became the first second baseman in MLB history to collect seven 10HR seasons before his 28th birthday.
- ▶ Started all eight postseason games at second base for Texas from 2015-16, batting .250/.364/.500 (7-for-28) with 9R, 1 double, 2HR, 4RBI and 3BB...went 2-for-10 with 2R, 1HR, 2RBI and 2BB in the 2016 ALDS vs. Toronto...made his postseason debut in the 2015 ALDS vs. Toronto, batting .278 (5-18) with a team-high 7R, 1 double, 1HR, 2RBI and 1BB...scored seven of team's 19 runs, are tied for the fourth-most in Division Series history, trailing only Carlos Beltran (9R with Houston in 2004 NLDS), Ken Griffey Jr. (9R with Seattle in 1995 ALDS) and Bernie Williams (8R with Yankees in 1995 ALDS)...his 7R are also tied for most by a Ranger in any postseason series (also Nelson Cruz in 2011 ALCS vs. DET)...hit his first career postseason HR in 2015 ALDS Game 1 at 21 years, 247 days old.

## 2021

- ▶ In 102 games with the Yankees this season, hit .202 (65-for-322) with 42R, 12 doubles, 15HR, 39RBI and 27BB.
- ▶ Six of his 15HR either tied the game (two) or gave the Yankees the lead (four).
- ▶ Was designated for assignment by the Rangers on 4/1...was acquired by the Yankees along with cash considerations from Texas in exchange for minor league outfielders Antonio Cabello and Josh Stowers on 4/6.
- ▶ Was added to the Yankees' active roster on 4/10 after being reinstated from the COVID-19 injured list prior to the game (had to clear intake protocols following his trade on 4/6 from Texas).
- ▶ Made his Yankees debut and was 1-for-5 with 1R and 1RBI on 4/11 at Tampa Bay...collected his first hit as a Yankee with a game-winning RBI single in the 10th inning...according to STATS, was the fourth Yankee since 1974 whose first hit with the team was a game-winning hit in extra innings: also Alex Johnson (12th-inning HR on 9/10/74 at Boston), Alfonso Soriano (11th-inning "walk-off" HR on 9/24/99 vs. Tampa Bay) and Chase Headley (14th-inning "walk-off" single on 7/22/14 vs. Texas)...was the seventh time in his career he delivered a go-ahead hit in extra innings (first since 8/3/19 vs. Detroit, "walk-off" HR).
- ▶ Five of his first nine hits either tied the game or gave the Yankees the lead.
- ▶ Hit his first HR as a Yankee in the seventh inning on 4/17 vs. Tampa Bay.
- ▶ Homered in back-to-back games from 4/23-24 for the first time since 9/19-20/20 (also two straight games).
- ▶ Drove in five of the Yankees' 13R from 4/22-24 at Cleveland.
- ▶ Hit a game-tying, two-run HR in the second and was 1-for-4 with 1R on 4/23 at Cleveland.
- ▶ Hit game-winning solo HR in the fifth and was 1-for-3 with 1BB on 4/24 at Cleveland.
- ▶ Was 0-for-2 with 1R and 1BB on 5/4 vs. Houston...left the game with an injury to his left knee after a collision at home plate...was examined by team physician Dr. Christopher Ahmad and underwent an MRI and further diagnostics at NewYork-Presbyterian Hospital later that night.
- ▶ Was placed on the 10-day injured list on 5/5 with a left knee sprain...missed 12 team games...was reinstated from the injured list on 5/18.
- ▶ Was placed on the paternity list on 5/19...was reinstated from the paternity list on 5/20.
- ▶ Recorded a season high in hits on 5/28 at Detroit, going 4-for-5 with a game-tying solo HR in the fifth...marked his third career game with at least 4H (also 5H on 7/28/18 at Houston and 4H on 5/24/14 at Detroit)..
- ▶ Hit a go-ahead, two-run HR in the eighth inning on 6/23 vs. Kansas City (1-for-3, 1R, 1HR, 2RBI)...marked his eighth career HR that gave his team the lead in the eighth inning or later (first since a "walk-off" solo HR in the 10th inning on 8/3/19 vs. Detroit with Texas).



- ▶ In 23 games from 6/23-7/31, batted .312/.391/.558 (24-for-77) with 13R, 4 doubles, 5HR, 18RBI, 7BB and 3HP.
- ▶ Reached base a season-high-tying four times on 6/24 vs. Kansas City, going 3-for-4 with 1 double, 1RBI and 1HP.
- ▶ Hit a three-run HR and went 2-for-4 with 2R, 3RBI and 1BB on 7/6 at Seattle...his 3RBI were a season high and his most in a game since 9/27/20 vs. Houston (4RBI).
- ▶ Hit his 10th HR of the season on 7/18 vs. Boston, going 2-for-3 with 3R, 2RBI and 1BB...reached the 10HR plateau for the seventh time in his career...according to ESPN Stats & Info, he was the first second baseman in MLB history to collect seven 10HR seasons before his 28th birthday...his 3R were his most since 7/23/19 at Seattle with Texas.
- ▶ Hit 2HR in a three-game span from 7/18-21.
- ▶ Drove in at least one run in a season-high-tying three straight games from 7/23-25 (also 4/22-24)
- ▶ Posted a season-high nine-game hitting streak from 7/18-28, batting .306 (11-for-36) with 7R, 2 doubles, 3HR, 9RBI and 3BB over that span...matched the second-longest hitting streak of his career, trailing only a 10-game streak from 6/28-7/8/17 (also had a nine-game streak from 7/31-8/11/15).
- ▶ Hit a game-tying, two-run double in the eighth inning on 7/24 at Boston (1-for-4, 1R, 1 double, 2RBI).
- ▶ Was 1-for-3 with 1R and 2BB on 7/27 at Tampa Bay, his most walks in a game since 7/29/20 vs. Arizona with Texas.
- ▶ Moved to 3B in the seventh inning on 7/30 at Miami, his first career appearance at the position.
- ▶ Appeared at 3B in 29 of his final 36 games (7/30-10/3) after not having played the position.
- ▶ Made his first career start at 3B on 8/2 vs. Baltimore.
- ▶ Reached base a season-high-tying four times on 8/5 vs. Seattle, going 2-for-2 with 2BB.
- ▶ Hit a solo HR in the seventh inning on 8/24 at Atlanta, snapping an 0-for-21 stretch at the plate.
- ▶ Did not appear in 11 straight games from 9/13-24 and appeared in just three of the Yankees' final 19 games.
- ▶ Was 3-for-49 with 8R, 1HR, 1RBI, 4BB and 3HP in his final 19 games (8/18-10/3).
- ▶ Snapped an 0-for-20 stretch with a ninth-inning single on 10/3 vs. Tampa Bay.
- ▶ Pinch hit in the sixth inning in the AL Wild Card Game at Boston and remained in the game at 3B (0-for-2).
- ▶ Hit .200 (7-for-35) with 3R, 1 double, 2HR and 5RBI in 15 spring training games w/ Texas.

## PERSONAL

- ▶ His name is pronounced "ROOG-ned oh-DORE".
- ▶ His brother, Rougned Jose, previously played in the Texas minor league system...his uncle, Rouglas Odor, played in the Cleveland and Milwaukee organizations and was a Carolina League All-Star in 1990...Rouglas is currently the manager for Double-A Akron of the Eastern League, and he is in his 33rd season as a player or coach in the Cleveland organization.
- ▶ During the COVID-19 pandemic, donated \$25,000 to Mission Arlington and \$9,750 for Safe Haven.
- ▶ During his time with the Rangers, was a supporter of the Texas Rangers Baseball Foundation...donated funds towards a weight room at the Rangers Youth Academy in West Dallas...in 2017, hosted a high school baseball player undergoing treatment for Stage 4 Neuroblastoma, along with the player's family.
- ▶ Owns and rides horses in Maracaibo, Venezuela in the off-season.
- ▶ Played amateur baseball in his hometown of Maracaibo, Venezuela...was selected as the all-tournament 2B in the 2009 World Youth Baseball Championship.



### Odor's Career Batting Record

| Year Club                  | AVG         | G          | AB          | R          | H          | 2B         | 3B        | HR         | RBI        | SH        | SF        | HP        | BB         | SO         | SB        | CS        | E          | OBP         | SLG         |
|----------------------------|-------------|------------|-------------|------------|------------|------------|-----------|------------|------------|-----------|-----------|-----------|------------|------------|-----------|-----------|------------|-------------|-------------|
| 2011 Spokane               | .262        | 58         | 233         | 33         | 61         | 9          | 3         | 2          | 29         | 1         | 2         | 9         | 13         | 37         | 10        | 4         | 9          | .323        | .352        |
| 2012 Hickory               | .259        | 109        | 432         | 60         | 112        | 23         | 4         | 10         | 47         | 2         | 2         | 10        | 25         | 65         | 19        | 10        | 17         | .313        | .400        |
| 2013 Myrtle Beach          | .305        | 100        | 377         | 65         | 115        | 33         | 4         | 5          | 59         | 2         | 5         | 15        | 26         | 67         | 27        | 8         | 17         | .369        | .454        |
| Frisco                     | .306        | 30         | 134         | 20         | 41         | 8          | 2         | 6          | 19         | 0         | 0         | 1         | 9          | 24         | 5         | 2         | 8          | .354        | .530        |
| 2014 Frisco                | .279        | 32         | 129         | 21         | 36         | 2          | 1         | 6          | 17         | 1         | 1         | 0         | 7          | 22         | 6         | 3         | 5          | .314        | .450        |
| 2014 TEXAS                 | .259        | 114        | 386         | 39         | 100        | 14         | 7         | 9          | 48         | 6         | 3         | 5         | 17         | 71         | 4         | 7         | 9          | .297        | .402        |
| 2015 TEXAS                 | .261        | 120        | 426         | 54         | 111        | 21         | 9         | 16         | 61         | 2         | 5         | 14        | 23         | 79         | 6         | 7         | 17         | .316        | .465        |
| Round Rock                 | .352        | 30         | 108         | 26         | 38         | 12         | 2         | 5          | 19         | 2         | 0         | 2         | 12         | 10         | 3         | 1         | 3          | .426        | .639        |
| 2016 TEXAS                 | .271        | 150        | 605         | 89         | 164        | 33         | 4         | 33         | 88         | 0         | 4         | 4         | 19         | 135        | 14        | 7         | 22         | .296        | .502        |
| 2017 TEXAS                 | .204        | 162        | 607         | 79         | 124        | 21         | 3         | 30         | 75         | 0         | 4         | 8         | 32         | 162        | 15        | 6         | 19         | .252        | .397        |
| 2018 TEXAS - a             | .253        | 129        | 474         | 76         | 120        | 23         | 2         | 18         | 63         | 2         | 5         | 11        | 43         | 127        | 12        | 12        | 9          | .326        | .424        |
| Frisco                     | .200        | 2          | 5           | 0          | 1          | 1          | 0         | 0          | 1          | 0         | 0         | 0         | 1          | 1          | 0         | 0         | 0          | .333        | .400        |
| Round Rock                 | .167        | 3          | 12          | 1          | 2          | 0          | 0         | 0          | 1          | 0         | 0         | 0         | 1          | 4          | 0         | 0         | 2          | .231        | .167        |
| 2019 TEXAS -b              | .205        | 145        | 522         | 77         | 107        | 30         | 1         | 30         | 93         | 1         | 1         | 5         | 52         | 178        | 11        | 9         | 15         | .283        | .439        |
| Nashville                  | .286        | 2          | 7           | 1          | 2          | 1          | 0         | 1          | 2          | 0         | 0         | 0         | 3          | 0          | 0         | 0         | 0          | .286        | .857        |
| 2020 TEXAS - c             | .167        | 38         | 138         | 15         | 23         | 4          | 0         | 10         | 30         | 0         | 2         | 1         | 7          | 47         | 0         | 1         | 4          | .209        | .413        |
| 2021 YANKEES - d, e, f     | .202        | 102        | 322         | 42         | 65         | 12         | 0         | 15         | 39         | 1         | 0         | 11        | 27         | 100        | 0         | 1         | 13         | .286        | .379        |
| <b>Minor League Totals</b> | <b>.284</b> | <b>366</b> | <b>1437</b> | <b>227</b> | <b>408</b> | <b>89</b>  | <b>16</b> | <b>35</b>  | <b>194</b> | <b>8</b>  | <b>10</b> | <b>37</b> | <b>94</b>  | <b>233</b> | <b>70</b> | <b>28</b> | <b>112</b> | <b>.342</b> | <b>.441</b> |
| <b>Major League Totals</b> | <b>.234</b> | <b>960</b> | <b>3480</b> | <b>471</b> | <b>814</b> | <b>158</b> | <b>26</b> | <b>161</b> | <b>497</b> | <b>12</b> | <b>24</b> | <b>59</b> | <b>220</b> | <b>899</b> | <b>62</b> | <b>50</b> | <b>108</b> | <b>.289</b> | <b>.433</b> |

Signed by the Texas Rangers as a non-drafted free agent on January 3, 2011.

- a – Placed on the 10-day disabled list from April 10 - May 11, 2018 with a left hamstring strain.
- b – Placed on the 10-day injured list from April 13 - 25, 2019 with a right knee sprain.
- c – Placed on the 10-day disabled list from August 13 - 26, 2020 with an eye infection.
- d – Acquired by the Yankees with cash considerations from the Texas Rangers in exchange for minor league outfielders Antonio Cabello and Josh Stowers on April 6, 2021.
- e – Placed on the COVID-19 injured list from April 8-10, 2021 due to COVID-19 intake protocols.
- f – Placed on the 10-day injured list from May 5-18, 2021 with a left knee sprain.

### Odor's Postseason Batting Record

| Year Club vs. Opp.       | AVG         | G        | AB        | R        | H        | 2B       | 3B       | HR       | RBI      | SH       | SF       | HP       | BB       | SO       | SB       | CS       | E        | OBP         | SLG         |
|--------------------------|-------------|----------|-----------|----------|----------|----------|----------|----------|----------|----------|----------|----------|----------|----------|----------|----------|----------|-------------|-------------|
| 2015 TEX vs. TOR (DS)    | .278        | 5        | 18        | 7        | 5        | 1        | 0        | 1        | 2        | 0        | 0        | 2        | 1        | 4        | 0        | 0        | 0        | .381        | .500        |
| 2016 TEX vs. TOR (DS)    | .200        | 3        | 10        | 2        | 2        | 0        | 0        | 1        | 2        | 0        | 0        | 0        | 2        | 1        | 0        | 0        | 1        | .333        | .500        |
| 2021 NYY vs. BOS (WC)    | .000        | 1        | 2         | 0        | 0        | 0        | 0        | 0        | 0        | 0        | 0        | 0        | 0        | 1        | 0        | 0        | 0        | .000        | .000        |
| <b>Wild Card Totals</b>  | <b>.000</b> | <b>1</b> | <b>2</b>  | <b>0</b> | <b>0</b> | <b>0</b> | <b>0</b> | <b>0</b> | <b>0</b> | <b>0</b> | <b>0</b> | <b>0</b> | <b>0</b> | <b>1</b> | <b>0</b> | <b>0</b> | <b>0</b> | <b>.000</b> | <b>.000</b> |
| <b>LDS Totals</b>        | <b>.250</b> | <b>8</b> | <b>28</b> | <b>9</b> | <b>7</b> | <b>1</b> | <b>0</b> | <b>2</b> | <b>4</b> | <b>0</b> | <b>0</b> | <b>2</b> | <b>3</b> | <b>5</b> | <b>0</b> | <b>0</b> | <b>1</b> | <b>.364</b> | <b>.500</b> |
| <b>POSTSEASON TOTALS</b> | <b>.233</b> | <b>9</b> | <b>30</b> | <b>9</b> | <b>7</b> | <b>1</b> | <b>0</b> | <b>2</b> | <b>4</b> | <b>0</b> | <b>0</b> | <b>2</b> | <b>3</b> | <b>6</b> | <b>0</b> | <b>0</b> | <b>1</b> | <b>.343</b> | <b>.467</b> |

### Odor's World Baseball Classic Record

| Year Country      | AVG         | G        | AB        | R        | H        | 2B       | 3B       | HR       | RBI      | SH       | SF       | HP       | BB       | SO       | SB       | CS       | E        | OBP         | SLG         |
|-------------------|-------------|----------|-----------|----------|----------|----------|----------|----------|----------|----------|----------|----------|----------|----------|----------|----------|----------|-------------|-------------|
| 2017 Venezuela    | .263        | 6        | 18        | 5        | 5        | 1        | 0        | 2        | 4        | 0        | 0        | 0        | 0        | 3        | 0        | 0        | 3        | .263        | .632        |
| <b>WBC Totals</b> | <b>.263</b> | <b>6</b> | <b>19</b> | <b>5</b> | <b>5</b> | <b>1</b> | <b>0</b> | <b>2</b> | <b>4</b> | <b>0</b> | <b>0</b> | <b>0</b> | <b>0</b> | <b>3</b> | <b>0</b> | <b>0</b> | <b>3</b> | <b>.263</b> | <b>.632</b> |

### Odor's Career Fielding Record

| Position    | PCT  | G   | PO    | A     | E   | TC    | DP  |
|-------------|------|-----|-------|-------|-----|-------|-----|
| Second Base | .974 | 908 | 1,612 | 2,338 | 104 | 4,054 | 653 |
| Third Base  | .939 | 33  | 12    | 50    | 4   | 66    | 8   |

### Odor's Career Home Run Chart

**MULTI-HOMER GAMES:** 13. **TWO-HOMER GAMES:** 13 (last on 9/27/20 vs. HOU). **GRAND SLAMS:** 5, last on 9/28/19 vs. NYY (Nestor Cortes). **PINCH-HIT HR:** None. **INSIDE-THE-PARK HR:** 1, 7/28/18 at HOU (Justin Verlander). **WALK-OFF HR:** 2, last on 8/3/19 vs. DET (Nick Ramirez). **LEADOFF HR:** 2, last on 5/7/16 at DET (Mike Pelfrey).

### Odor's Career Bests and Streaks

**HITS:** 5, 7/28/18 at HOU. **RUNS:** 4, 7/22/15 at COL. **2B:** 3, 4/30/16 vs. LAA. **3B:** 2, 5/24/14 at DET. **HR:** 2 - 13 times (last on 9/27/20 vs. HOU). **RBI:** 6, 9/28/19 vs. NYY. **BB:** 5, 8/2/18 vs. BAL. **SO:** 4 - 4 times (last on 7/3/19 vs. LAA). **SB:** 2 - 2 times (last on 9/10/19 vs. TB). **HIT STREAK:** 10g, 6/28-7/8/17. **"WALK-OFF" HITS:** 4, last on 8/3/19 vs. DET (HR).

**Player of the Month:** None

**Player of the Week:** 4 times (last: 7/30-8/5/18)

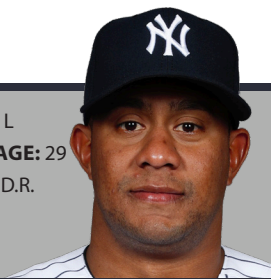
**Rookie of the Month:** None



# WANDY PERALTA • LHP

# 58

**HT:** 6-0 • **WT:** 227 • **BATS:** L • **THROWS:** L  
**BIRTHDATE:** 7/27/91 • **OPENING DAY AGE:** 29  
**BIRTHPLACE:** San Francisco de Macorís, D.R.  
**RESIDES:** San Francisco de Macorís, D.R.  
**M.L. SERVICE:** 4 years, 168 days



## STATUS

- ▶ Was acquired by the Yankees from the San Francisco Giants along with a player to be named later (infielder Connor Cannon in exchange for outfielder Mike Tauchman on April 27, 2021.

## CAREER NOTES

- ▶ His 69 appearances with Cincinnati in 2017 led all Major League rookies.
- ▶ Has made five Opening Day rosters with Cincinnati (2017-19) and San Francisco (2020-21).

## 2021

- ▶ In 56 games (one start) with the Giants and Yankees, went 5-4 with a 3.35 ERA (51.0IP, 49H, 24R/19ER, 21BB, 43K, 6HR).
- ▶ Went 3-3 with a 2.95 ERA (42.2IP, 38H, 19R/14ER, 18BB, 35K, 5HR) in 46 appearances (one start) with the Yankees...32 of his 46 outings with the Yankees were scoreless.
- ▶ Began the season with San Francisco, going 2-1 with two saves and a 5.40 ERA (8.1IP, 11H, 5ER, 3BB, 8K, 1HR) in 10 relief appearances.
- ▶ Made his season debut on 4/2 at Seattle, tossing 1.1 scoreless IP (2K) and earning his first win of the season.
- ▶ Recorded his first career save on 4/7 at San Diego, tossing a perfect 10th inning (1K).
- ▶ Was acquired by the Yankees from the San Francisco Giants along with a player to be named later (infielder Connor Cannon) in exchange for outfielder Mike Tauchman on April 27, 2021...was added to the Yankees roster prior to the game on 4/29
- ▶ Did not allowed a run in his first 6G (4.1IP, 2H, 6K) with the Yankees (4/30-5/14).
- ▶ Tossed 1.0 scoreless inning (1BB, 1K) and earned his third win of the season—his first as a Yankee—on 5/18 at Texas.
- ▶ Was placed on the 10-day injured list on 6/26 (retroactive to 6/23) with a low back strain...was reinstated prior to Game 1 on 7/4 and appointed as the “27th-man.”
- ▶ Missed 18 team games on the COVID-19 injured list from 7/15-8/5...made three rehab appearances (one start) with Double-A Somerset, combined to toss 3.1 scoreless innings (1H, 1BB, 5K).
- ▶ Since returning from the COVID-19 injured listed on 8/5, finished 2-2 with a 1.42 ERA (25.1IP, 4ER) and 25K in his final 24 games (one start)...his 1.42 ERA was the seventh-lowest in the AL and the 11th-lowest in the Majors over that span.
- ▶ Made his first career start and tossed 1.2 scoreless innings (2H, 2K) on 8/6 vs. Seattle...the start came after making his first 242 career appearances as a reliever...according to *Elias*, was just the second Yankee in franchise history to start a game after making his first 242 appearances out of the bullpen, joining Mike Stanton who made his first career start on 5/9/99 vs. Seattle after making his first 552 career appearances as a reliever.
- ▶ On 8/9 at Kansas City—his second appearance in as many days—allowed one unearned run in the 11th inning and earned his third save of the season (1.0IP, 2H, 1K).
- ▶ Tossed a season-high 9.0 scoreless innings from 8/12-30...marked his longest scoreless stretch since his career-long 15.0 inning streak from 9/4/20-4/11/21.
- ▶ In MLB’s “Field of Dreams” game in Dyersville, Iowa against Chicago-AL on 8/12, tossed a season-high-tying 2.0 hitless innings of relief (0R, 1BB, 3K)...also later tossed 2.0IP on 9/12 at New York-NL (1H, 1ER, 1HR, 2BB, 2K).
- ▶ On 8/15 at Chicago-AL, entered the game with one out in the ninth and induced a game-ending double play to earn his fourth save of the season (1H, 0R).
- ▶ Entered the game on 8/24 at Atlanta with two outs in the ninth and retired the only batter he faced, stranding three inherited runners to earn his fifth save of the season.
- ▶ Pitched in three consecutive days for the first time in his career from 9/3-5...was one of three Yankees relievers to pitch in three consecutive days this season (also Joely Rodriguez from 8/10-12 from 9/3-5 and Aroldis Chapman from 9/13-15).
- ▶ Made the Yankees’ AL Wild Card Game roster but did not pitch.



**PERSONAL**

► Full name is Wandy Luis Peralta.

**Peralta's Career Pitching Record**

| Year                       | Club              | W         | L         | ERA         | G          | GS        | CG       | SHO      | SV       | IP           | H          | R          | ER         | HR        | HP        | BB         | SO         | WP        | BK        |
|----------------------------|-------------------|-----------|-----------|-------------|------------|-----------|----------|----------|----------|--------------|------------|------------|------------|-----------|-----------|------------|------------|-----------|-----------|
| 2010                       | DSL Reds          | 3         | 3         | 2.24        | 15         | 7         | 0        | 0        | 0        | 52.1         | 38         | 21         | 13         | 1         | 0         | 21         | 40         | 13        | 3         |
| 2011                       | DSL Reds          | 6         | 1         | 2.05        | 12         | 12        | 0        | 0        | 0        | 61.1         | 48         | 17         | 14         | 0         | 6         | 29         | 55         | 5         | 1         |
| 2012                       | AZL Reds          | 3         | 6         | 6.55        | 14         | 4         | 0        | 0        | 0        | 45.1         | 62         | 47         | 33         | 3         | 2         | 22         | 40         | 7         | 0         |
| 2013                       | Dayton            | 2         | 7         | 3.80        | 44         | 4         | 0        | 0        | 1        | 85.1         | 91         | 45         | 36         | 9         | 2         | 41         | 79         | 14        | 4         |
| 2014                       | Bakersfield       | 7         | 12        | 4.82        | 28         | 28        | 0        | 0        | 0        | 142.0        | 164        | 92         | 76         | 19        | 3         | 55         | 93         | 13        | 2         |
| 2015                       | Pensacola         | 7         | 7         | 5.09        | 29         | 20        | 0        | 0        | 0        | 116.2        | 129        | 74         | 66         | 7         | 7         | 60         | 80         | 8         | 1         |
| 2016                       | Pensacola         | 0         | 1         | 3.06        | 13         | 0         | 0        | 0        | 0        | 17.2         | 17         | 6          | 6          | 1         | 0         | 3          | 20         | 2         | 0         |
|                            | Louisville        | 4         | 1         | 2.33        | 37         | 2         | 0        | 0        | 3        | 58.0         | 44         | 18         | 15         | 2         | 2         | 23         | 38         | 2         | 0         |
|                            | CINCINNATI        | 0         | 0         | 8.59        | 10         | 0         | 0        | 0        | 0        | 7.1          | 11         | 7          | 7          | 1         | 1         | 7          | 5          | 0         | 0         |
| 2017                       | CINCINNATI        | 3         | 4         | 3.76        | 69         | 0         | 0        | 0        | 0        | 64.2         | 53         | 28         | 27         | 8         | 1         | 24         | 57         | 4         | 0         |
| 2018                       | CINCINNATI        | 2         | 2         | 5.36        | 59         | 0         | 0        | 0        | 0        | 45.1         | 58         | 32         | 27         | 2         | 2         | 31         | 31         | 0         | 0         |
|                            | Louisville        | 1         | 0         | 3.14        | 13         | 0         | 0        | 0        | 0        | 14.1         | 13         | 5          | 5          | 1         | 0         | 7          | 10         | 0         | 0         |
| 2019                       | CINCINNATI - a    | 1         | 1         | 6.09        | 39         | 0         | 0        | 0        | 0        | 34.0         | 36         | 23         | 23         | 10        | 2         | 15         | 27         | 0         | 0         |
|                            | Louisville        | 0         | 0         | 3.27        | 12         | 0         | 0        | 0        | 0        | 11.0         | 11         | 4          | 4          | 0         | 1         | 1          | 7          | 0         | 0         |
|                            | SAN FRANCISCO - b | 0         | 0         | 3.18        | 8          | 0         | 0        | 0        | 0        | 5.2          | 4          | 2          | 2          | 1         | 0         | 1          | 5          | 0         | 0         |
| 2020                       | SAN FRANCISCO     | 1         | 1         | 3.29        | 25         | 0         | 0        | 0        | 0        | 27.1         | 22         | 13         | 10         | 3         | 2         | 11         | 25         | 0         | 1         |
| 2021                       | SAN FRANCISCO - c | 2         | 1         | 5.40        | 10         | 0         | 0        | 0        | 2        | 8.1          | 11         | 5          | 5          | 1         | 0         | 3          | 8          | 1         | 1         |
|                            | YANKEES - d, e    | 3         | 3         | 2.95        | 46         | 1         | 0        | 0        | 3        | 42.2         | 38         | 19         | 14         | 5         | 0         | 18         | 35         | 3         | 0         |
|                            | Somerset          | 1         | 0         | 0.00        | 3          | 1         | 0        | 0        | 0        | 3.1          | 1          | 0          | 0          | 0         | 0         | 1          | 5          | 0         | 0         |
| <b>Minor League Totals</b> |                   | <b>34</b> | <b>38</b> | <b>3.97</b> | <b>220</b> | <b>78</b> | <b>0</b> | <b>0</b> | <b>4</b> | <b>607.1</b> | <b>618</b> | <b>329</b> | <b>268</b> | <b>43</b> | <b>23</b> | <b>263</b> | <b>467</b> | <b>64</b> | <b>11</b> |
| <b>AL Totals</b>           |                   | <b>3</b>  | <b>3</b>  | <b>2.95</b> | <b>46</b>  | <b>1</b>  | <b>0</b> | <b>0</b> | <b>3</b> | <b>42.2</b>  | <b>38</b>  | <b>19</b>  | <b>14</b>  | <b>5</b>  | <b>1</b>  | <b>18</b>  | <b>35</b>  | <b>3</b>  | <b>0</b>  |
| <b>NL Totals</b>           |                   | <b>9</b>  | <b>9</b>  | <b>4.72</b> | <b>220</b> | <b>0</b>  | <b>0</b> | <b>0</b> | <b>2</b> | <b>192.2</b> | <b>195</b> | <b>110</b> | <b>101</b> | <b>26</b> | <b>8</b>  | <b>92</b>  | <b>158</b> | <b>5</b>  | <b>2</b>  |
| <b>Major League Totals</b> |                   | <b>12</b> | <b>12</b> | <b>4.40</b> | <b>266</b> | <b>1</b>  | <b>0</b> | <b>0</b> | <b>5</b> | <b>235.1</b> | <b>233</b> | <b>129</b> | <b>115</b> | <b>31</b> | <b>9</b>  | <b>110</b> | <b>193</b> | <b>8</b>  | <b>2</b>  |
| <b>NY Yankees</b>          |                   | <b>3</b>  | <b>3</b>  | <b>2.95</b> | <b>46</b>  | <b>1</b>  | <b>0</b> | <b>0</b> | <b>3</b> | <b>42.2</b>  | <b>38</b>  | <b>19</b>  | <b>14</b>  | <b>5</b>  | <b>1</b>  | <b>18</b>  | <b>35</b>  | <b>3</b>  | <b>0</b>  |

Signed by the Cincinnati Reds as a non-drafted free agent on August 17, 2009.

- a – Placed on the 10-day injured list from June 15 – July 12, 2019 with a right hip flexor strain.
- b – Acquired by the San Francisco Giants off waivers from the Cincinnati Reds on September 3, 2019.
- c – Acquired by the Yankees from the San Francisco Giants along with a Player To Be Named Later in exchange for OF Mike Tauchman on April 27, 2021.
- d – Placed on the 10-day injured list from June 26 (retroactive to June 23) – July 4, 2021 with a low back strain.
- e – Placed on the COVID-19 injured list from July 15 - August 5, 2021.

**Peralta's Postseason Record**

| Year                      | Club vs. Opp.           | W | L | ERA | G | GS | CG | SHO | SV | IP | H | R | ER | HR | HP | BB | SO | WP | BK |
|---------------------------|-------------------------|---|---|-----|---|----|----|-----|----|----|---|---|----|----|----|----|----|----|----|
| 2021                      | NY Yankees vs. BOS (WC) |   |   |     |   |    |    |     |    |    |   |   |    |    |    |    |    |    |    |
| On Roster - Did Not Pitch |                         |   |   |     |   |    |    |     |    |    |   |   |    |    |    |    |    |    |    |
| <b>Wild Card Totals</b>   |                         |   |   |     |   |    |    |     |    |    |   |   |    |    |    |    |    |    |    |
| <b>POSTSEASON TOTALS</b>  |                         |   |   |     |   |    |    |     |    |    |   |   |    |    |    |    |    |    |    |

**Peralta's Career Fielding Record**

| Position | PCT  | G   | PO | A  | E | TC | DP |
|----------|------|-----|----|----|---|----|----|
| Pitcher  | .986 | 266 | 26 | 44 | 1 | 71 | 4  |

**Peralta's Regular Season Batting Record**

| Year                       | Team   | AVG         | G          | AB       | R        | H        | 2B       | 3B       | HR       | RBI      | SH       | SF       | HP       | BB       | SO       | SB       | CS       |
|----------------------------|--------|-------------|------------|----------|----------|----------|----------|----------|----------|----------|----------|----------|----------|----------|----------|----------|----------|
| 2021                       | SF/NYY |             |            |          |          |          |          |          |          |          |          |          |          |          |          |          |          |
| Did Not Bat                |        |             |            |          |          |          |          |          |          |          |          |          |          |          |          |          |          |
| <b>Major League Totals</b> |        | <b>.000</b> | <b>191</b> | <b>1</b> | <b>0</b> | <b>0</b> | <b>0</b> | <b>0</b> | <b>0</b> | <b>0</b> | <b>2</b> | <b>0</b> | <b>0</b> | <b>0</b> | <b>1</b> | <b>0</b> | <b>0</b> |

**Peralta's Career Bests and Streaks**

**COMPLETE GAMES:** None. **LOW-HIT COMPLETE GAME:** None. **IP (START):** 1.2, on 8/6/21 vs. SEA. **IP (RELIEF):** 3.0, on 9/17/20 vs. SEA. **HITS:** 5, on 5/19/17 vs. COL. **RUNS:** 5 - 2 times (6/19/18 vs. DET; 8/16/20 vs. OAK). **BB:** 3 - 2 times (4/11/18 at PHI; 9/9/21 vs. TOR). **SO:** 3 - 7 times (last on 10/1/21 vs. TB). **HR:** 2 - 2 times (5/19/19 vs. LAD; 9/2/19 vs. PHI). **WINNING STREAK:** 2G - 3 times (last from 4/2-4/13/21). **LOSING STREAK:** 3G, from 7/28-8/22/17. **SCORELESS STREAK (IP):** 12.2, 6/26/17-4/23/18.

**Pitcher of the Month:** None

**Player of the Week:** None

**Rookie of the Month:** None

2021 SEASON SUMMARY  
 MANAGER, COACHES & STAFF BIOS  
 FULL PLAYER BIOS  
 ADDITIONAL PLAYER BIOS  
 HISTORICAL STATS & POSTSEASON RECORDS  
 POSTSEASON SERIES RECAPS  
 MINORS & 2022 SCHEDULE



# ANTHONY RIZZO • INF

# 48

HT: 6-3 • WT: 240 • BATS: L • THROWS: L

BIRTHDATE: 8/8/89 • OPENING DAY AGE: 31

BIRTHPLACE: Parkland, Fla.

RESIDES: Parkland, Fla.

M.L. SERVICE: 9 years, 168 days



## STATUS

- ▶ Acquired by the Yankees with cash considerations from the Chicago Cubs in exchange for RHP Alexander Vizcaino and OF Kevin Alcántara on July 29, 2021.

## CAREER NOTES

- ▶ Over 11 seasons with the San Diego Padres (2011), Chicago Cubs (2012-21) and New York Yankees (2021), has batted .268 (1,372-for-5,113) with 762R, 291 doubles, 21 triples, 251HR, 814RBI and 661BB in 1,406 games.
- ▶ Is a three-time NL All-Star (2014-16).
- ▶ Has hit at least 20HR eight times in his career (2013-19, '21)...is just one of three players since 2013 to hit at least 20HR in eight seasons, joining Nelson Cruz (8) and Kyle Seager (8).
- ▶ Is a four-time Gold Glove Award winner (2016, '18-20) and was named the 2016 NL Platinum Glove winner...joined Mark Grace (1992-96) as the only Cubs first basemen with at least four Gold Glove Awards.
- ▶ Has also finished in the top four in NL MVP voting twice (fourth in 2015 and fourth in 2016).
- ▶ Since 2011, his .995 fielding percentage at first base is the fifth-best at the position (min. 650 games).
- ▶ Is one of three Major Leaguers to appear in at least 140 games in each of the last eight full seasons since 2013, joining Brett Gardner and Carlos Santana.
- ▶ Has been hit by 80 pitches since the start of 2018, the most in the Majors over that span (next: Mark Canha-65)...also leads the Majors 178HP since his debut in 2011 (next: Starling Marte-133).
- ▶ Hit 242HR in 10 seasons with the Cubs, the sixth-most home runs in Cubs history.
- ▶ Hit at least 25 home runs in six different seasons with the Cubs, becoming the seventh Cub (and second left-handed hitter) with six-or-more 25HR campaigns...joined Sammy Sosa (12), Billy Williams (10), Ernie Banks (10), Ron Santo (8), Aramis Ramirez (7) and Ryne Sandberg (6).
- ▶ Recorded at least 100RBI in four different seasons with the Cubs (2015-18)...is the only left-handed batter in Cubs history with four 100RBI seasons.
- ▶ Recorded at least 30 doubles, 30 home runs and 100RBI in three straight seasons from 2015-17, becoming only the fourth Cub to reach those marks in at least three seasons, joining Hack Wilson (four times, 1927-30), Billy Williams (three times, 1965, '70 and '72) and Sammy Sosa (three times, 1997, 2000-01).
- ▶ Was the recipient of the 2017 Roberto Clemente Award, annually given to the player who best represents the game of baseball through extraordinary character, community involvement, philanthropy and positive contributions, both on and off the field.
- ▶ Participated in the 2015 MLB Home Run Derby at Cincinnati's Great American Ball Park.
- ▶ Made nine Opening Day Rosters with the Cubs (2013-21).
- ▶ Has made the postseason six times, five times with the Cubs (2015-18, '20) and once with the Yankees...won the World Series in 2016 with the Cubs...in 40 postseason games, has hit .207 (31-for-150) with 17R, 6 doubles, 7HR, 19RBI, 12BB and 4HP...his 6HR with the Cubs are tied with Kyle Schwarber and Kris Bryant for the most by a Cub in the postseason in franchise history...hit .277/.373/.492 (18-for-65) with 11R, 5 doubles, 3HR, 10RBI, 8BB, 2HP in 17 playoff games during the Cubs' 2016 Championship campaign...hit .360/.484/.600 (9-for-25) with 7R, 3 doubles, 1HR, 5RBI, 4BB and 2HP in the 2016 World Series.

## CAREER HIGHLIGHTS

### NL All-Star Team

- ▶ 2014, 2015, 2016

### NL Silver Slugger

- ▶ 2016

### NL Gold Glove

- ▶ 2016, 2018, 2019, 2020

### NL Platinum Gold Glove

- ▶ 2016

### Roberto Clemente Award Winner

- ▶ 2017

## 2021

- ▶ Combined with the Cubs and Yankees to hit .248/.344/.440 (123-for-496) with 73R, 23 doubles, 3 triples, 22HR, 61RBI and 52BB in 141 games.
- ▶ Was just the fifth player to homer for both the Cubs and Yankees in the same season, joining Matt Lawton (2005), Alfonso Soriano (2003), Glenallen Hill (2000) and Rey Sánchez (1997).
- ▶ Hit .325/.398/.503 (49-for-151) with 6 doubles, 7HR, 11BB and 8HP vs. left-handed pitching...was the 11th-highest BA vs. left-handers in the Majors and the highest in the Majors among left-handed hitters.
- ▶ Batted .248 (80-for-323) with 41R, 16 doubles, 3 triples, 14HR, 40RBI and 36BB in 92 games with the Chicago Cubs this season.
- ▶ In 49 games with the Yankees, hit .249/.340/.428 (43-for-173) with 32R, 7 doubles, 8HR, 21RBI and 16BB.
- ▶ Four of his 8HR as a Yankee and seven of his final 12HR overall either tied the game or gave his club the lead.



- ▶ Reached base in a season-high 17 straight games with the Cubs from 4/28-5/17.
- ▶ Recorded his 19th career multi-HR game on 4/18 vs. Atlanta with the Cubs.
- ▶ Made his second career pitching appearance on 4/28 at Atlanta (0.2IP, 1BB, 1K).
- ▶ Hit .294 (20-for-68) with 8R, 5 doubles, 1 triple, 1HR, 11RBI and 10BB in 20 games during May after hitting .231 (21-for-91) during the month of April.
- ▶ Recorded his seventh career “walk-off” hit with an 11th inning “walk-off” single on 5/5 vs. Los Angeles-NL.
- ▶ Recorded multiple hits in a season-high three straight games from 5/15-17, his longest streak since a 7/19-21 (also 3G).
- ▶ Set a season high with 4RBI on 6/8 at San Diego.
- ▶ Homered in three straight games with the Cubs from 7/25-27...marked the ninth time in his career he homered in at least three straight games and first such streak since 5/22-24/19.
- ▶ Hit 5HR in a six-game span from 7/25-31 and 6HR in 10 games from 7/25-8/4.
- ▶ Posted a season-high nine-game hitting from 7/23-8/1...batted .419/.538/.935 (13-for-31) with 11R, 1 double, 5HR, 8RBI, 6BB and 2HP over that span...reached base in 12 straight games from 7/23-8/4, hitting .381/.491/.38333 (16-for-42) with 14R, 1 double, 6HR, 11RBI and 7BB in that span.
- ▶ Was acquired along with cash considerations from the Chicago Cubs in exchange for minor league right-handed pitcher Alexander Vizcaino and outfielder Kevin Alcántara on 7/29/21.
- ▶ In his first series with the Yankees, batted both first and fourth in the starting lineup...according to STATS, he was the first player since 1901 to start games batting both first and fourth in his first series with a club after joining the team midseason...was just the second Yankee to do in his first series with the club at any point in a season, joining Roger Maris who did so in his first series of the year in 1960...was just the ninth player in the Modern Era to do so in his first series with a club at any point in the season .
- ▶ Hit .321/.444/.643 (9-for-28) with 8R, 3HR, 6RBI, 4BB, 15B, 3HP and 1SF in his first eight games with the Yankees.
- ▶ Recorded 16RBI in his first 28 games with the Yankees from 7/31-9/10.
- ▶ Made his Yankees debut on 7/30 at Miami, hitting a go-ahead solo HR in the sixth inning...according to *Elias*, was the first Yankee to hit a go-ahead HR in his debut with the club since Giancarlo Stanton on 3/29/18...also was the first Yankee to hit a go-ahead HR in the sixth inning or later in his team debut since Alex Johnson hit a solo HR in the 12th inning on 9/10/74 at Boston.
- ▶ Drove in a run in each of his first six games with the Yankees (7/30-8/4), becoming the first player in franchise history to accomplish the feat since RBI became an official stat in 1920 (previous record: Don Slaught did it in his first five games with the Yankees from 4/9-13/88)...according to *Elias*, Rizzo was just the fourth Major League player in the last 70 years to record an RBI in his first six games for a team...joined Bobby Murcer (first seven games for Chicago Cubs in 1977), Jimmy Wynn (first six games for Los Angeles Dodgers in 1974) and Jim Spencer (first six games for Texas Rangers in 1973).
- ▶ Reached base a career-high-tying five times on 7/31 at Miami, going with 2-for-2 with 3R, 1HR, 1RBI, 2BB and 1HP...marked his ninth such game and first since 9/30/18 vs. St. Louis.
- ▶ Homered in each of his first two games with the Yankees (7/30-31 at Miami), becoming just the seventh Yankee to hit a homer in each of his first two games with the team...joined Ji-Man Choi (2G from 7/5-7/17), Aaron Judge (2G from 8/13-14/16), Joe Lefebvre (2G from 5/22-23/80), Dave Kingman (3G from 9/17-19/77), Graig Nettles (2G from 4/6-7/73) and Felipe Alou (2G from 4/14-15/71)...according to STATS, became the first player in Yankees history with two-or-more hits, including a HR, in each of his first two career games with the team...joined Joe DiMaggio and Jerry Lumpe as the only two players to score five runs through two career games with the Yankees.
- ▶ Hit a game-tying RBI single in the eighth on 8/1 at Miami...was his second hit this season that he either tied the game or gave his team the lead in the eighth inning or later (also hit a “walk-off” single in the 11th inning on 5/5 vs. Los Angeles-NL with the Cubs).
- ▶ Snapped an 0-for-17 stretch with an RBI double in the third inning on 8/26 at Oakland.
- ▶ Batted .321/.367/.554 (18-for-56) with 11R, 4 doubles, 3HR, 8RBI and 4BB in 15 games from 8/26-9/10.
- ▶ Hit a solo HR in the fourth inning and a double in the eighth on 8/31 at Los Angeles-AL, marking his fifth game this season with multiple XBH (first since 6/8 at San Diego with Chicago-NL).
- ▶ Hit a game-tying two-run HR in the sixth inning on 9/9 vs. Toronto.
- ▶ Hit his 20th HR of the season on 9/10 at the Mets, reaching the 20HR mark for the eighth time in his career (also from 2013-19)...is just one of three players since 2013 to hit at least 20HR in eight seasons, joining Nelson Cruz (8) and Kyle Seager (8).
- ▶ Recorded a season-high-tying 3BB on 9/12 at New York-NL...marked the third time this season he has collected 3BB in a game (also 5/12 at Cleveland and 4/21 vs. New York-NL, both with Chicago-NL).
- ▶ Homered in back-to-back games from 9/10-11 for the third time this season and second as a Yankee (also 2G from 7/30-31 and 3G from 7/25-27).
- ▶ Hit his 250th home run of his career on 9/30 at Toronto with a game-tying solo HR in the sixth inning...was the first Yankee to record his 250th career HR since Derek Jeter on 8/17/12 vs. Boston.
- ▶ His eighth-inning double on 9/26 at Boston had an exit velocity of 115.2 mph, his hardest hit in the Statcast Era (since 2015).
- ▶ Hit a solo HR in the sixth inning of the AL Wild Card Game at Boston.



## PERSONAL

- ▶ Was named one of six finalists for the Marvin Miller Man of the Year Award in 2017.
- ▶ Was named the recipient of the 2017 Roberto Clemente Award, annually given to the player who best represents the game of baseball through extraordinary character, community involvement, philanthropy and positive contributions, both on and off the field...was also the Cubs nominee for the Roberto Clemente Award in 2013, 2014, 2015 and 2016.
- ▶ Was the Cubs Heart and Hustle Award winner in 2013, 2015 and 2016...the award honors active players who demonstrate a passion for the game of baseball and best embody the values, spirit and traditions of the game.
- ▶ Was the Cubs finalist for the 2014, 2015 and 2019 Hank Aaron Awards, presented to the league's top hitter.
- ▶ Was honored as the 2014 Branch Rickey Award winner in recognition of his work in the community with pediatric cancer patients.
- ▶ Played for Team Italy in the World Baseball Classic in March 2013.
- ▶ Started the Anthony Rizzo Family Foundation in 2012 to help raise money for cancer research, and to provide support to children and their families battling the disease...the foundation donated \$3.5 million to Lurie's Children's Hospital in August of 2017.
- ▶ Was diagnosed with Limited State Classical Hodgkin's Lymphoma in April 2008.
- ▶ Graduated from Marjory Stoneman Douglas High School in Parkland, Fla...hit .468 with 48RBI and 28 walks as a senior.

### Rizzo's Career Batting Record

| Year Club                  | AVG         | G           | AB          | R          | H           | 2B         | 3B        | HR         | RBI        | SH       | SF        | HP         | BB         | SO         | SB        | CS        | E         | OBP         | SLG         |
|----------------------------|-------------|-------------|-------------|------------|-------------|------------|-----------|------------|------------|----------|-----------|------------|------------|------------|-----------|-----------|-----------|-------------|-------------|
| 2007 GCL Red Sox           | .286        | 6           | 21          | 6          | 6           | 0          | 0         | 1          | 3          | 0        | 0         | 2          | 1          | 2          | 0         | 0         | 0         | .375        | .429        |
| 2008 Greenville            | .373        | 21          | 83          | 9          | 31          | 6          | 0         | 0          | 11         | 0        | 0         | 1          | 3          | 15         | 0         | 0         | 2         | .402        | .446        |
| 2009 Greenville            | .298        | 64          | 245         | 40         | 73          | 21         | 0         | 9          | 42         | 0        | 2         | 2          | 25         | 60         | 2         | 1         | 2         | .365        | .494        |
| Salem                      | .295        | 55          | 200         | 23         | 59          | 16         | 0         | 3          | 24         | 0        | 3         | 1          | 25         | 39         | 2         | 0         | 4         | .371        | .420        |
| 2010 Salem                 | .248        | 29          | 117         | 26         | 29          | 12         | 0         | 5          | 20         | 0        | 2         | 0          | 16         | 32         | 3         | 0         | 1         | .333        | .479        |
| Portland - a               | .263        | 107         | 414         | 66         | 109         | 30         | 0         | 20         | 80         | 0        | 6         | 2          | 45         | 100        | 7         | 1         | 15        | .334        | .481        |
| 2011 Tucson                | .331        | 93          | 356         | 64         | 118         | 34         | 1         | 26         | 101        | 0        | 8         | 6          | 43         | 89         | 7         | 6         | 12        | .404        | .652        |
| SAN DIEGO - b              | .141        | 49          | 128         | 9          | 18          | 8          | 1         | 1          | 9          | 0        | 0         | 4          | 21         | 46         | 2         | 1         | 2         | .281        | .242        |
| 2012 Iowa                  | .342        | 70          | 257         | 48         | 88          | 18         | 2         | 23         | 62         | 0        | 0         | 4          | 23         | 52         | 2         | 2         | 9         | .405        | .696        |
| CUBS                       | .285        | 87          | 337         | 44         | 96          | 15         | 0         | 15         | 48         | 0        | 1         | 3          | 27         | 62         | 3         | 2         | 4         | .342        | .463        |
| 2013 CUBS                  | .233        | 160         | 606         | 71         | 141         | 40         | 2         | 23         | 80         | 0        | 2         | 6          | 76         | 127        | 6         | 5         | 5         | .323        | .419        |
| 2014 CUBS                  | .286        | 140         | 524         | 89         | 150         | 28         | 1         | 32         | 78         | 0        | 4         | 15         | 73         | 116        | 5         | 4         | 9         | .386        | .527        |
| 2015 CUBS                  | .278        | 160         | 586         | 94         | 163         | 38         | 3         | 31         | 101        | 0        | 7         | 30         | 78         | 105        | 17        | 6         | 9         | .387        | .512        |
| 2016 CUBS                  | .292        | 155         | 583         | 94         | 170         | 43         | 4         | 32         | 109        | 0        | 3         | 16         | 74         | 108        | 3         | 5         | 6         | .385        | .544        |
| 2017 CUBS                  | .273        | 157         | 572         | 99         | 156         | 32         | 3         | 32         | 109        | 0        | 4         | 24         | 91         | 90         | 10        | 4         | 3         | .392        | .507        |
| 2018 CUBS - c              | .283        | 153         | 566         | 74         | 160         | 29         | 1         | 25         | 101        | 0        | 9         | 20         | 70         | 80         | 6         | 4         | 7         | .376        | .470        |
| 2019 CUBS                  | .293        | 146         | 512         | 89         | 150         | 29         | 3         | 27         | 94         | 0        | 3         | 27         | 71         | 86         | 5         | 2         | 5         | .405        | .520        |
| 2020 CUBS                  | .222        | 58          | 203         | 26         | 45          | 6          | 0         | 11         | 24         | 0        | 2         | 10         | 28         | 38         | 3         | 1         | 1         | .342        | .414        |
| 2021 CUBS - d              | .248        | 92          | 323         | 41         | 80          | 16         | 3         | 14         | 40         | 0        | 3         | 14         | 36         | 59         | 4         | 2         | 3         | .346        | .446        |
| YANKEES - e                | .249        | 49          | 173         | 32         | 43          | 7          | 0         | 8          | 21         | 0        | 2         | 9          | 16         | 28         | 2         | 0         | 3         | .340        | .428        |
| <b>Minor League Totals</b> | <b>.303</b> | <b>445</b>  | <b>1693</b> | <b>282</b> | <b>513</b>  | <b>137</b> | <b>3</b>  | <b>87</b>  | <b>343</b> | <b>0</b> | <b>21</b> | <b>18</b>  | <b>181</b> | <b>389</b> | <b>23</b> | <b>10</b> | <b>45</b> | <b>.372</b> | <b>.542</b> |
| <b>AL Totals</b>           | <b>.249</b> | <b>49</b>   | <b>173</b>  | <b>32</b>  | <b>43</b>   | <b>7</b>   | <b>0</b>  | <b>8</b>   | <b>21</b>  | <b>0</b> | <b>2</b>  | <b>9</b>   | <b>16</b>  | <b>28</b>  | <b>2</b>  | <b>0</b>  | <b>3</b>  | <b>.340</b> | <b>.428</b> |
| <b>NL Totals</b>           | <b>.269</b> | <b>1357</b> | <b>4940</b> | <b>730</b> | <b>1329</b> | <b>284</b> | <b>21</b> | <b>243</b> | <b>793</b> | <b>0</b> | <b>38</b> | <b>169</b> | <b>645</b> | <b>917</b> | <b>64</b> | <b>36</b> | <b>54</b> | <b>.370</b> | <b>.483</b> |
| <b>Major League Totals</b> | <b>.268</b> | <b>1406</b> | <b>5113</b> | <b>762</b> | <b>1372</b> | <b>291</b> | <b>21</b> | <b>251</b> | <b>814</b> | <b>0</b> | <b>40</b> | <b>178</b> | <b>661</b> | <b>945</b> | <b>66</b> | <b>36</b> | <b>57</b> | <b>.369</b> | <b>.481</b> |

Selected by the Boston Red Sox in the sixth round of the 2007 First-Year Player Draft.

- a – Acquired by the San Diego Padres from the Boston Red Sox along with RHP Casey Kelly, OF Reymond Fuentes and INF Eric Patterson in exchange for INF Adrián González on December 5, 2010.
- b – Acquired by the Chicago Cubs from the San Diego Padres along with RHP Zach Cates in exchange for RHP Andrew Cashner and OF Kyung-Min Na on January 6, 2012.
- c – Placed on the 10-day disabled list from April 10 (retroactive to April 6) - April 17, 2018 with lower back tightness.
- d – Acquired by the Yankees with cash considerations from the Chicago Cubs in exchange for RHP Alexander Vizcaino and OF Kevin Alcántara on July 29, 2021.
- e – Placed on the COVID-19 injured list from August 8- August 18, 2021.



### Rizzo's Postseason Batting Record

| Year                       | Club vs. Opp.     | AVG         | G         | AB         | R         | H         | 2B       | 3B       | HR       | RBI       | SH       | SF       | HP       | BB        | SO        | SB       | CS       | E        | OBP         | SLG         |
|----------------------------|-------------------|-------------|-----------|------------|-----------|-----------|----------|----------|----------|-----------|----------|----------|----------|-----------|-----------|----------|----------|----------|-------------|-------------|
| 2015                       | CHC vs. PIT (WC)  | .000        | 1         | 4          | 0         | 0         | 0        | 0        | 0        | 0         | 0        | 0        | 0        | 0         | 2         | 0        | 0        | 0        | .000        | .000        |
|                            | CHC vs. STL (DS)  | .214        | 4         | 14         | 3         | 3         | 0        | 0        | 2        | 2         | 0        | 0        | 0        | 1         | 4         | 0        | 0        | 0        | .267        | .643        |
|                            | CHC vs. NYM (LCS) | .214        | 4         | 14         | 1         | 3         | 0        | 0        | 0        | 0         | 0        | 0        | 1        | 1         | 2         | 0        | 0        | 0        | .313        | .214        |
| 2016                       | CHC vs. SF (DS)   | .067        | 4         | 15         | 1         | 1         | 0        | 0        | 0        | 0         | 0        | 0        | 0        | 2         | 4         | 0        | 0        | 0        | .176        | .067        |
|                            | CHC vs. LAD (LCS) | .320        | 6         | 25         | 3         | 8         | 2        | 0        | 2        | 5         | 0        | 0        | 0        | 2         | 6         | 1        | 0        | 0        | .370        | .640        |
|                            | CHC vs. CLE (WS)  | .360        | 7         | 25         | 7         | 9         | 3        | 0        | 1        | 5         | 0        | 0        | 2        | 4         | 3         | 1        | 0        | 0        | .484        | .600        |
| 2017                       | CHC vs. WAS (DS)  | .200        | 5         | 20         | 1         | 4         | 1        | 0        | 1        | 6         | 0        | 0        | 0        | 1         | 6         | 0        | 0        | 0        | .238        | .400        |
|                            | CHC vs. LAD (LCS) | .059        | 5         | 17         | 0         | 1         | 0        | 0        | 0        | 0         | 0        | 0        | 1        | 1         | 8         | 0        | 0        | 0        | .158        | .059        |
|                            | CHC vs. COL (WC)  | .250        | 1         | 4          | 0         | 1         | 0        | 0        | 0        | 0         | 0        | 0        | 0        | 0         | 0         | 0        | 0        | 0        | .250        | .250        |
| 2020                       | CHC vs. MIA (WC)  | .000        | 2         | 8          | 0         | 0         | 0        | 0        | 0        | 0         | 0        | 0        | 0        | 0         | 3         | 0        | 0        | 0        | .000        | .000        |
| 2021                       | NYG vs. BOS (WC)  | .250        | 1         | 4          | 1         | 1         | 0        | 0        | 1        | 1         | 0        | 0        | 0        | 0         | 2         | 0        | 0        | 0        | .250        | 1.000       |
| <b>Wild Card Totals</b>    |                   | <b>.100</b> | <b>5</b>  | <b>20</b>  | <b>1</b>  | <b>2</b>  | <b>0</b> | <b>0</b> | <b>1</b> | <b>1</b>  | <b>0</b> | <b>0</b> | <b>0</b> | <b>0</b>  | <b>7</b>  | <b>0</b> | <b>0</b> | <b>0</b> | <b>.100</b> | <b>.250</b> |
| <b>LDS Totals</b>          |                   | <b>.163</b> | <b>13</b> | <b>49</b>  | <b>5</b>  | <b>8</b>  | <b>1</b> | <b>0</b> | <b>3</b> | <b>8</b>  | <b>0</b> | <b>0</b> | <b>0</b> | <b>4</b>  | <b>14</b> | <b>0</b> | <b>0</b> | <b>0</b> | <b>.226</b> | <b>.367</b> |
| <b>LCS Totals</b>          |                   | <b>.214</b> | <b>15</b> | <b>56</b>  | <b>4</b>  | <b>12</b> | <b>2</b> | <b>0</b> | <b>2</b> | <b>5</b>  | <b>0</b> | <b>0</b> | <b>2</b> | <b>4</b>  | <b>16</b> | <b>1</b> | <b>0</b> | <b>0</b> | <b>.290</b> | <b>.357</b> |
| <b>World Series Totals</b> |                   | <b>.360</b> | <b>7</b>  | <b>25</b>  | <b>7</b>  | <b>9</b>  | <b>3</b> | <b>0</b> | <b>1</b> | <b>5</b>  | <b>0</b> | <b>0</b> | <b>2</b> | <b>4</b>  | <b>3</b>  | <b>1</b> | <b>0</b> | <b>0</b> | <b>.484</b> | <b>.600</b> |
| <b>POSTSEASON TOTALS</b>   |                   | <b>.207</b> | <b>40</b> | <b>150</b> | <b>17</b> | <b>31</b> | <b>6</b> | <b>0</b> | <b>7</b> | <b>19</b> | <b>0</b> | <b>0</b> | <b>4</b> | <b>12</b> | <b>40</b> | <b>2</b> | <b>0</b> | <b>0</b> | <b>.283</b> | <b>.387</b> |

### Rizzo's All-Star Game Record

| Year                        | Club, Site      | AVG         | G        | AB       | R        | H        | 2B       | 3B       | HR       | RBI      | SH       | SF       | HP       | BB       | SO       | SB       | CS       | E        | OBP         | SLG         |
|-----------------------------|-----------------|-------------|----------|----------|----------|----------|----------|----------|----------|----------|----------|----------|----------|----------|----------|----------|----------|----------|-------------|-------------|
| 2014                        | CHC, Minnesota  | .000        | 1        | 1        | 0        | 0        | 0        | 0        | 0        | 0        | 0        | 0        | 0        | 0        | 1        | 0        | 0        | 0        | .000        | .000        |
| 2015                        | CHC, Cincinnati | .000        | 1        | 2        | 0        | 0        | 0        | 0        | 0        | 0        | 0        | 0        | 0        | 0        | 0        | 0        | 0        | 0        | .000        | .000        |
| 2016                        | CHC, San Diego  | .500        | 1        | 2        | 0        | 1        | 0        | 0        | 0        | 0        | 0        | 0        | 0        | 0        | 0        | 0        | 0        | 0        | .500        | .500        |
| <b>All-Star Game Totals</b> |                 | <b>.200</b> | <b>3</b> | <b>5</b> | <b>0</b> | <b>1</b> | <b>0</b> | <b>0</b> | <b>0</b> | <b>0</b> | <b>0</b> | <b>0</b> | <b>0</b> | <b>0</b> | <b>1</b> | <b>0</b> | <b>0</b> | <b>0</b> | <b>.200</b> | <b>.200</b> |

### Rizzo's World Baseball Classic Record

| Year              | Country, Site  | AVG         | G        | AB        | R        | H        | 2B       | 3B       | HR       | RBI      | SH       | SF       | HP       | BB       | SO       | SB       | CS       | E        | OBP         | SLG         |
|-------------------|----------------|-------------|----------|-----------|----------|----------|----------|----------|----------|----------|----------|----------|----------|----------|----------|----------|----------|----------|-------------|-------------|
| 2013              | Italy, Arizona | .235        | 5        | 17        | 4        | 4        | 2        | 0        | 0        | 6        | 0        | 0        | 0        | 5        | 3        | 0        | 0        | 0        | .409        | .353        |
| <b>WBC Totals</b> |                | <b>.235</b> | <b>5</b> | <b>17</b> | <b>4</b> | <b>4</b> | <b>2</b> | <b>0</b> | <b>0</b> | <b>6</b> | <b>0</b> | <b>0</b> | <b>0</b> | <b>5</b> | <b>3</b> | <b>0</b> | <b>0</b> | <b>0</b> | <b>.409</b> | <b>.353</b> |

### Rizzo's Career Fielding Record

| Position    | PCT   | G     | PO     | A     | E  | TC     | DP    |
|-------------|-------|-------|--------|-------|----|--------|-------|
| Pitcher     | -     | 2     | 0      | 0     | 0  | 0      | 0     |
| First Base  | .995  | 1,395 | 10,951 | 1,172 | 57 | 12,180 | 1,019 |
| Second Base | 1.000 | 13    | 0      | 3     | 0  | 3      | 1     |
| Third Base  | -     | 1     | 0      | 0     | 0  | 0      | 0     |
| Left Field  | -     | 1     | 0      | 0     | 0  | 0      | 0     |

### Rizzo's Career Home Run Chart

**MULTI-HOMER GAMES:** 19. **TWO-HOMER GAMES:** 19, last on 4/18/21 vs. ATL. **GRAND SLAMS:** 5, last on 9/3/19 vs. PIT (Steven Brault). **PINCH-HIT HR:** None. **INSIDE-THE-PARK HR:** 1, 6/29/16 at CIN (Cody Reed). **WALK-OFF HR:** 4, last on 7/26/18 vs. ARI (Brad Boxberger). **LEADOFF HR:** 4, last on 5/1/18 vs. COL (Jon Gray).

### Rizzo's Career Bests and Streaks

**HITS:** 4 - 14 times (last on 8/4/19 vs. MIL). **RUNS:** 4, 6/23/13 vs. HOU. **2B:** 3, 4/30/13 vs. SD. **3B:** 1 - 21 times (last on 7/7/21 vs. PHI). **HR:** 2 - 19 times (last on 4/18/21 vs. ATL). **RBI:** 6 - 3 times (last on 4/7/16 at ARI). **BB:** 4 - 2 times (last on 9/13/17 vs. NYM). **SO:** 4 - 2 times (last on 9/13/20 at MIL). **SB:** 2 - 3 times (last on 8/15/18 vs. MIL). **HIT STREAK:** 14g, 6/6-20/17. **"WALK-OFF" HITS:** 7, last on 5/5/21 vs. LAD (single).

**Player of the Month:** None

**Player of the Week:** 3 times (last: 8/20-26/18)

**Rookie of the Month:** July 2012



# JOELY RODRÍGUEZ • LHP



# 30

**HT:** 6-1 • **WT:** 220 • **BATS:** L • **THROWS:** L  
**BIRTHDATE:** 7/27/91 • **OPENING DAY AGE:** 29  
**BIRTHPLACE:** Santo Domingo, D.R.  
**RESIDES:** Bernville, Pa.  
**M.L. SERVICE:** 2 years, 96 days

## STATUS

- ▶ Was acquired by the Yankees from the Texas Rangers along with INF/OF Joey Gallo in exchange for minor league right-handed pitcher Glenn Otto and infielders Ezequiel Duran, Trevor Hauver and Josh Smith on July 29, 2021.

## CAREER NOTES

- ▶ From 2018-19, pitched for the Chunichi Dragons of Japan's Nippon Professional Baseball, going 3-7 with a 1.85 ERA (87.2IP, 18ER) and 108K in 90 relief appearances.
- ▶ Made one Opening Day roster with the Philadelphia Phillies (2017)...began the season on the injured list in 2020 and '21 with the Texas Rangers.

## 2021

- ▶ Combined with the Rangers and Yankees to go 2-3 with a 4.66 ERA (46.1IP, 53H, 27R/24ER, 18BB, 47K, 4HR) in 52 relief appearances.
- ▶ Was 1-0 with a 2.84 ERA (19.0IP, 21H, 8R/6ER, 6BB, 17K, 1HR) in 21 relief outings with the Yankees...16 of his 21 appearances with the club this season were scoreless.
- ▶ Held left-handed batters to a .203/.288/.271 (12-for-59) slash line this year.
- ▶ Began the season with Texas, going 1-3 with one save and a 5.93 ERA (27.1IP, 32H, 19R/18ER, 12BB, 30K, 3HR) in 31 relief appearances.
- ▶ Missed the first 13G of the season on the injured list with a left ankle sprain (3/29-4/16).
- ▶ Tossed a career-high 10.0 scoreless innings from 4/19-5/13.
- ▶ Earned his first win of the season on 5/4 at Minnesota, tossing a perfect ninth inning (2K)...marked his first Major League win since 4/23/17 vs. Atlanta with Philadelphia.
- ▶ Recorded his first career save on 6/23 vs. Oakland (1.0IP, 1H).
- ▶ Was acquired by the Yankees from the Texas Rangers along with INF/OF Joey Gallo in exchange for minor league right-handed pitcher Glenn Otto and infielders Ezequiel Duran, Trevor Hauver and Josh Smith on 7/29.
- ▶ In his Yankees debut on 8/1 at Miami, retired the only batter he faced on one pitch in the seventh inning and earned his second win of the season...was the first Yankee to throw just one pitch in an outing and earn the win since David Robertson in Game 2 of a doubleheader on 9/21/11 vs. Tampa Bay...according to the YES Network, is the first Major League pitcher to throw just one pitch and earn the win in his first game with a club since Los Angeles-AL's Jo-Jo Reyes on 10/3/15.
- ▶ Posted a 2.16 ERA (16.2IP, 4ER) with 16K and 5BB over final 19 appearances of the season (8/6-10/2).
- ▶ Pitched in three consecutive days for the second time in his career from 8/10-12 (also three straight days from 9/30-10/2/16 with Philadelphia)...was one of three Yankee relievers to pitch in three consecutive days this season (also Wandy Peralta from 9/3-5 and Aroldis Chapman from 9/13-15).
- ▶ Tossed a career-high 3.0 innings of relief and threw a season-high 38 pitches on 10/2 vs. Tampa Bay (3.0IP, 1ER, 1BB, 2K, 1HR)...his homer to Austin Meadows marked his first homer allowed as a Yankee and his first since 7/2 at Seattle with Texas.
- ▶ Made the Yankees' AL Wild Card Game roster, but did not pitch.

## PERSONAL

- ▶ Full name is Joely Rodríguez Sanchez...pronounced "joh-EH-lee."
- ▶ Attended Colegio Maternal Lyly High School in Santo Domingo, D.R.



## Rodríguez's Career Pitching Record

| Year                       | Club           | W         | L         | ERA         | G          | GS         | CG       | SHO      | SV       | IP           | H          | R          | ER         | HR        | HP        | BB         | SO         | WP        | BK       |
|----------------------------|----------------|-----------|-----------|-------------|------------|------------|----------|----------|----------|--------------|------------|------------|------------|-----------|-----------|------------|------------|-----------|----------|
| 2009                       | DSL Pirates    | 2         | 5         | 4.60        | 12         | 12         | 0        | 0        | 0        | 47.0         | 53         | 29         | 24         | 1         | 1         | 24         | 24         | 5         | 0        |
| 2010                       | GCL Pirates    | 2         | 2         | 3.99        | 12         | 9          | 0        | 0        | 1        | 47.1         | 44         | 25         | 21         | 10        | 0         | 7          | 26         | 2         | 0        |
|                            | State College  | 0         | 0         | 6.75        | 2          | 0          | 0        | 0        | 0        | 4.0          | 6          | 4          | 3          | 0         | 0         | 2          | 2          | 1         | 0        |
| 2011                       | State College  | 0         | 1         | 5.40        | 2          | 1          | 0        | 0        | 0        | 5.0          | 12         | 5          | 3          | 0         | 0         | 1          | 3          | 1         | 0        |
| 2012                       | State College  | 3         | 4         | 4.50        | 14         | 14         | 0        | 0        | 0        | 64.0         | 74         | 37         | 32         | 2         | 1         | 15         | 32         | 6         | 0        |
| 2013                       | West Virginia  | 5         | 5         | 2.72        | 14         | 14         | 0        | 0        | 0        | 72.2         | 79         | 36         | 22         | 4         | 4         | 20         | 57         | 6         | 0        |
|                            | Bradenton      | 4         | 3         | 2.67        | 12         | 12         | 0        | 0        | 0        | 67.1         | 63         | 24         | 20         | 4         | 0         | 19         | 44         | 4         | 0        |
| 2014                       | Altoona - a    | 6         | 11        | 4.84        | 30         | 21         | 2        | 0        | 1        | 134.0        | 151        | 80         | 72         | 10        | 1         | 43         | 73         | 6         | 1        |
| 2015                       | Lehigh Valley  | 2         | 6         | 6.32        | 13         | 13         | 1        | 0        | 0        | 68.1         | 89         | 48         | 48         | 3         | 1         | 37         | 33         | 4         | 1        |
|                            | Reading        | 5         | 4         | 5.90        | 19         | 8          | 0        | 0        | 0        | 61.0         | 73         | 41         | 40         | 8         | 0         | 20         | 41         | 7         | 1        |
| 2016                       | Reading        | 7         | 0         | 2.57        | 33         | 0          | 0        | 0        | 2        | 49.0         | 46         | 18         | 14         | 3         | 0         | 16         | 41         | 5         | 0        |
|                            | Clearwater     | 0         | 0         | 0.00        | 7          | 0          | 0        | 0        | 3        | 8.1          | 3          | 0          | 0          | 0         | 0         | 1          | 10         | 0         | 0        |
|                            | Lehigh Valley  | 0         | 0         | 2.79        | 13         | 0          | 0        | 0        | 0        | 19.1         | 16         | 6          | 6          | 0         | 0         | 6          | 18         | 0         | 0        |
|                            | PHILADELPHIA   | 0         | 0         | 2.79        | 12         | 0          | 0        | 0        | 0        | 9.2          | 8          | 3          | 3          | 0         | 1         | 4          | 7          | 0         | 0        |
| 2017                       | PHILADELPHIA   | 1         | 2         | 6.33        | 26         | 0          | 0        | 0        | 0        | 27.0         | 37         | 26         | 19         | 4         | 4         | 15         | 18         | 0         | 1        |
|                            | Round Rock - b | 2         | 0         | 6.33        | 22         | 0          | 0        | 0        | 0        | 27.0         | 31         | 20         | 19         | 6         | 2         | 18         | 21         | 5         | 1        |
| 2018                       | Norfolk - c    | 5         | 3         | 4.56        | 33         | 1          | 0        | 0        | 2        | 49.1         | 49         | 28         | 25         | 1         | 3         | 18         | 52         | 4         | 0        |
|                            | Chunichi - d   | 0         | 3         | 2.30        | 26         | 0          | 0        | 0        | 1        | 27.1         | 22         | 9          | 7          | 1         | 1         | 14         | 26         | 1         | 0        |
| 2019                       | Chunichi - e   | 3         | 4         | 1.64        | 64         | 0          | 0        | 0        | 1        | 60.1         | 42         | 13         | 11         | 3         | 3         | 14         | 77         | 4         | 0        |
| 2020                       | TEXAS          | 0         | 0         | 2.13        | 12         | 0          | 0        | 0        | 0        | 12.2         | 8          | 3          | 3          | 0         | 0         | 5          | 17         | 1         | 0        |
| 2021                       | TEXAS - f, g   | 1         | 3         | 5.93        | 31         | 0          | 0        | 0        | 1        | 27.1         | 32         | 19         | 18         | 3         | 0         | 12         | 30         | 1         | 0        |
|                            | YANKEES        | 1         | 0         | 2.84        | 21         | 0          | 0        | 0        | 0        | 19.0         | 21         | 8          | 6          | 1         | 0         | 6          | 17         | 2         | 1        |
| <b>Japan Totals</b>        |                | <b>3</b>  | <b>7</b>  | <b>1.85</b> | <b>90</b>  | <b>0</b>   | <b>0</b> | <b>0</b> | <b>2</b> | <b>87.2</b>  | <b>64</b>  | <b>22</b>  | <b>18</b>  | <b>4</b>  | <b>4</b>  | <b>28</b>  | <b>103</b> | <b>5</b>  | <b>0</b> |
| <b>Minor League Totals</b> |                | <b>43</b> | <b>44</b> | <b>4.34</b> | <b>238</b> | <b>105</b> | <b>3</b> | <b>0</b> | <b>9</b> | <b>723.2</b> | <b>789</b> | <b>401</b> | <b>349</b> | <b>52</b> | <b>13</b> | <b>247</b> | <b>477</b> | <b>56</b> | <b>4</b> |
| <b>AL Totals</b>           |                | <b>2</b>  | <b>3</b>  | <b>4.12</b> | <b>64</b>  | <b>0</b>   | <b>0</b> | <b>0</b> | <b>1</b> | <b>59.0</b>  | <b>61</b>  | <b>30</b>  | <b>27</b>  | <b>4</b>  | <b>0</b>  | <b>23</b>  | <b>64</b>  | <b>4</b>  | <b>1</b> |
| <b>NL Totals</b>           |                | <b>1</b>  | <b>2</b>  | <b>5.40</b> | <b>38</b>  | <b>0</b>   | <b>0</b> | <b>0</b> | <b>0</b> | <b>36.2</b>  | <b>45</b>  | <b>29</b>  | <b>22</b>  | <b>4</b>  | <b>5</b>  | <b>19</b>  | <b>25</b>  | <b>0</b>  | <b>1</b> |
| <b>Major League Totals</b> |                | <b>3</b>  | <b>5</b>  | <b>4.61</b> | <b>102</b> | <b>0</b>   | <b>0</b> | <b>0</b> | <b>1</b> | <b>95.2</b>  | <b>106</b> | <b>59</b>  | <b>49</b>  | <b>8</b>  | <b>5</b>  | <b>42</b>  | <b>89</b>  | <b>4</b>  | <b>2</b> |
| <b>NY Yankees Totals</b>   |                | <b>1</b>  | <b>0</b>  | <b>2.84</b> | <b>21</b>  | <b>0</b>   | <b>0</b> | <b>0</b> | <b>0</b> | <b>19.0</b>  | <b>21</b>  | <b>8</b>   | <b>6</b>   | <b>1</b>  | <b>0</b>  | <b>6</b>   | <b>17</b>  | <b>2</b>  | <b>1</b> |

Signed by Pittsburgh as a non-drafted free agent on March 31, 2009

a - Acquired by the Philadelphia Phillies from the Pittsburgh Pirates in exchange for LHP Antonio Bastardo on December 10, 2014.  
b - Acquired by the Texas Rangers from the Philadelphia Phillies in exchange for a player to be named later or cash considerations on June 13, 2017.

c - Signed by the Baltimore Orioles as a minor league free agent on November 28, 2017.

d - Signed by the Chunichi Dragons of Nippon Professional Baseball on July 25, 2018.

e - Signed by the Texas Rangers as a free agent on December 16, 2019.

f - Placed on the 10-day injured list from July 23 - August 3, 2020 with a left lat strain.

g - Placed on the 10-day injured list from September 6 - September 27, 2020 with a left hamstring strain.

## Rodríguez's Postseason Record

| Year                     | Club vs. Opp.           | W | L | ERA | G | GS | CG | SHO | SV | IP | H | R | ER | HR | HP | BB | SO | WP | BK |
|--------------------------|-------------------------|---|---|-----|---|----|----|-----|----|----|---|---|----|----|----|----|----|----|----|
| 2021                     | NY Yankees vs. BOS (WC) |   |   |     |   |    |    |     |    |    |   |   |    |    |    |    |    |    |    |
| <b>Wild Card Totals</b>  |                         | - | - | -   | - | -  | -  | -   | -  | -  | - | - | -  | -  | -  | -  | -  | -  | -  |
| <b>POSTSEASON TOTALS</b> |                         | - | - | -   | - | -  | -  | -   | -  | -  | - | - | -  | -  | -  | -  | -  | -  | -  |

## Rodríguez's Career Fielding Record

| Position | PCT  | G   | PO | A  | E | TC | DP |
|----------|------|-----|----|----|---|----|----|
| Pitcher  | .885 | 102 | 4  | 19 | 3 | 26 | 2  |

## Rodríguez's Regular Season Batting Record

| Year                       | Team    | AVG | G          | AB | R | H | 2B | 3B | HR | RBI | SH | SF | HP | BB | SO | SB | CS |
|----------------------------|---------|-----|------------|----|---|---|----|----|----|-----|----|----|----|----|----|----|----|
| 2021                       | TEX/NYY |     |            |    |   |   |    |    |    |     |    |    |    |    |    |    |    |
| <b>Major League Totals</b> |         | -   | <b>102</b> | -  | - | - | -  | -  | -  | -   | -  | -  | -  | -  | -  | -  | -  |

## Rodríguez's Career Bests and Streaks

**COMPLETE GAMES:** None. **LOW-HIT COMPLETE GAME:** N/A. **IP (START):** N/A. **IP (RELIEF):** 3.0, 10/2/21 vs. TB. **HITS:** 6, 5/18/17 at TEX. **RUNS:** 7, 5/18/17 at TEX. **WALKS:** 4, 5/4/17 at CHC. **STRIKEOUTS:** 3 - 4 times (last on 6/8/21 vs. SF). **HOME RUNS:** 1 - 8 times (last on 10/2/21 vs. TB). **WINNING STREAK:** 1g - 3 times (last on 8/1/21). **LOSING STREAK:** 3g, 5/4/17-4/17/21. **SCORELESS STREAK:** 10.0IP, 4/19-5/13/21.

Pitcher of the Month: None

Player of the Week: None

Rookie of the Month: None



# GARY SÁNCHEZ • C

# 24

**HT:** 6-2 • **WT:** 230 • **BATS:** R • **THROWS:** R  
**BIRTHDATE:** 12/2/92 • **OPENING DAY AGE:** 28  
**BIRTHPLACE:** Santo Domingo, D.R.  
**RESIDES:** Santo Domingo, D.R.  
**M.L. SERVICE:** 5 years, 86 days



## STATUS

- ▶ Was signed by the Yankees as a non-drafted free agent on July 2, 2009.

## CAREER NOTES

- ▶ Has reached the 20HR plateau four times in his career (20HR in 2016, 33HR in 2017, 34HR in 2019 and 23HR in 2021)...is one of four catchers in Yankees history with at least four 20HR seasons (min. 50% games at C), joining Yogi Berra (10), Jorge Posada (8) and Bill Dickey (4)...is one of 10 catchers in Major League history to record at least four seasons with 20HR (min. 50% games at C) prior to his age-29 season, joining Johnny Bench (7), Brian McCann (6), Mike Piazza (5), Gary Carter (5), Yogi Berra (5), Salvador Perez (4), Iván Rodríguez (4), Lance Parrish (4) and Joe Torre (4).
- ▶ His 138 career HR are fifth-most by a player through 538 career games (Ryan Howard-163, Aaron Judge-147, Eddie Mathews-141HR, Ralph Kiner-140HR).
- ▶ Reached the 10HR plateau for the sixth straight season in 2021...is one of 19 catchers all time with at least six 10HR seasons (min. 50% games at C) prior to his age-29 season and one of just two Yankees to accomplish the feat (Yogi Berra-7).
- ▶ In 2016, became the fastest player in Major League history to reach 11HR in his career (23G), 18HR (45G) and 19HR (45G)...was tied for the fastest to reach 20HR (51G)...has since been matched or surpassed by Philadelphia's Rhys Hoskins (11HR through 18G, 18HR through 34G), Los Angeles-NL's Cody Bellinger (21HR through 51G) and Cincinnati's Aristides Aquino (11HR through 17G).
- ▶ Hit career HRs 54-71 in 2018...at the time, was tied for most HR through 212G (63HR); had the second-most HRs through 201G (60), 203G (61), and 216G (65); and was tied for second-most HRs through 187G (56), 198G (59) and 206G (62).
- ▶ Was one of four catchers all-time with multiple 30HR seasons prior to his age-27 season (Johnny Bench-3, Mike Piazza-2, Rudy York-2).
- ▶ Hit his 30th career home run in his 90th Major League game (6/11/17), all with the Yankees...according to *Elias*, only two other players hit 30-or-more homers within their first 90 games with the Yankees, but both had previously played for other teams: Roger Maris (his 30th HR with the Yankees came in his 78th game with the team) and Babe Ruth (his 30th Yankees HR in his 82nd game).
- ▶ With 33HR in 2017 and 34HR in 2019, owns two of the five 30HR seasons by a Yankees catcher in franchise history (min. 50.0% of games at C), along with Jorge Posada (2003) and Yogi Berra (1952 and '56).
- ▶ Hit his 33rd career HR in his 100th career game, tied with Rudy York and Pete Alonso for the third-most homers through 100G in Major League history (Mark McGwire-37, Cody Bellinger-34).
- ▶ Has 15 career multi-HR games, tied with Hal Trosky for the seventh-most by any player in Baseball history through 538 career games, trailing only Ralph Kiner (20), Bob Horner (18), Willie Mays (17), Todd Helton (17), Eddie Mathews (16) and Ryan Howard (16)...reached the 10 career multi-HR games on 5/19/18 at Kansas City (in his 216th career game), surpassing Bob Horner (267th game) to become the fastest to reach the mark in Baseball history.
- ▶ Had nine multi-HR games through his 200th career game played, most in Baseball history (next: six players with seven multi-HR games each—Aaron Judge, Yordan Álvarez, Zeke Bonura, Ryan Braun, Joe DiMaggio and Mark McGwire).
- ▶ His 7HR in 31 career playoff games are third-most by a Yankees catcher in the postseason behind Jorge Posada (11) and Yogi Berra (10).
- ▶ Of his 444 career hits, 218 have gone for extra bases (78 doubles, 2 triple, 138HR)...of his 60H in 2016, 32 went for extra-bases according to *Elias*, became the first player to debut with the Yankees and have at least 32 of the first 60H of his career go for extra bases since Gerald Williams from 1992-95 (also 32-of-60)...are the ninth-most XBH by a Yankee through 538 career games.
- ▶ Collected 20XBH within his first 27 career games, becoming the third Major League player since 1908 to accomplish the feat (also Joe DiMaggio-24 and Mandy Brooks-23)...Toronto's Bo Bichette (22G) joined the group in 2019...according to *Elias*, was the first Yankee to have at least 20 of his first 37 career hits go for extra bases since Frank Fernández from 1967-69 (21-of-37).
- ▶ In his career with the bases loaded, has hit .333/.349/.561 (19-for-59) with 4 doubles, three grand slams and 49RBI.
- ▶ Has 18 career home runs vs. Boston...since the start of 2016, is tied with Teoscar Hernández for the Major League lead in HR vs. Boston.
- ▶ Has made five career Opening Day rosters (2017-21).

## CAREER HIGHLIGHTS

### AL All-Star Team

- ▶ 2017, 2019

### AL Silver Slugger

- ▶ 2017



## 2021

- ▶ In 117 games with the Yankees, hit .204 (78-for-383) with 54R, 13 doubles, 1 triple, 23HR, 54RBI and 52BB.
- ▶ With his 23HR this season, reached the 20HR plateau for the fourth time in his career (also 20HR in 2016, 33HR in 2017 and 34HR in 2019)...became just the fourth catcher in Yankees history with at least four 20HR seasons (min. 50% games at C), joining Yogi Berra (10), Jorge Posada (8) and Bill Dickey (4)...was just the 10th catcher in Major League history to record at least four seasons with 20HR (min. 50% games at C) prior to his age-29 season, joining Johnny Bench (7), Brian McCann (6), Mike Piazza (5), Gary Carter (5), Yogi Berra (5), Salvador Perez (4), Iván Rodríguez (4), Lance Parrish (4) and Joe Torre (4).
- ▶ Reached the 10HR plateau for the sixth straight season in 2021...is one of 19 catchers all time with at least six 10HR seasons (min. 50% games at C) prior to his age-29 season and one of just two Yankees to accomplish the feat (Yogi Berra-seven).
- ▶ With his 23HR and Kyle Higashioka's 10HR, it marked the eighth time in franchise history the club has had two catchers (min. 50% G at C) record double-digit home runs in a season...also accomplished the feat in 2018 (Austin Romine/Sánchez), 2016 (Brian McCann/Sánchez), 1994 (Jim Leyritz/Mike Stanley), 1993 (Matt Nokes/Stanley), 1962 (Yogi Berra/Elston Howard), 1961 (Johnny Blanchard/Howard) and 1958 (Berra/Howard).
- ▶ Hit 22 of his 23HR as a catcher (one as a pinch hitter)...his 22HR as a catcher were the fourth-most HR in the Majors at the position.
- ▶ Seven of his final 15HR and 10 of his 23HR this season either tied the game (two) or gave the Yankees the lead (eight).
- ▶ His 117 games played marked his most since 2017 (122 games).
- ▶ 37 of his 78 hits went for extra-bases, including 28 of his final 54 (6/1-10/3).
- ▶ Hit 6HR in 16 games vs. the Blue Jays.
- ▶ Homered in each of his first two games of a season for the first time in his career (4/1 and 4/3 vs. Toronto)... was the 10th player (11th time) to homer in each of the Yankees' first two games of a season and second in as many years (also Giancarlo Stanton in 2020)...is only the second catcher to do so (also Elston Howard in 1963).
- ▶ Hit a two-run HR in the second inning on 4/1 vs. Toronto, becoming the 66th player in franchise history to homer on Opening Day (2-for-3, 1R, 1HR, 2RBI, 1BB)...came on the first pitch he saw in the game...the Yankees have now had a player homer in his first plate appearance of the season on each of the last four Opening Days (Stanton in 2018 and '20 and Voit in 2019)—credit: YES Network.
- ▶ Left the game on 4/17 vs. Tampa Bay after suffering a contusion to his right index and middle fingers (X-rays were negative).
- ▶ Left the game on 5/18 at Texas with cramping in his left hamstring.
- ▶ Hit .289/.372/.663 (24-for-83) with 15R, 7 doubles, 8HR, 19RBI and 11BB in 24 games during the month of June.
- ▶ Recorded multiple hits in back-to-back games from 6/6-8 for the first time since 9/17-18/20 (also two straight games).
- ▶ Hit 7HR in a 13-game span from 6/8-24, batting .333/.388/.867 (15-for-45) with 11R, 3 doubles, 7HR, 14RBI and 4BB over that span.
- ▶ Homered in back-to-back games from 6/15-16.
- ▶ Hit a pinch-hit, go-ahead two-run HR in the seventh on 6/16 against Toronto in Buffalo...according to Statcast, the HR traveled a season-long 446 ft. and had an exit velocity of 113.4 mph...marked his second career pinch-hit HR (also an extra-inning grand slam in the eighth inning in Game 2 on 8/30/20 vs. the Mets).
- ▶ Homered in back-to-back games from 6/23-24.
- ▶ Hit a game-tying solo HR in the ninth on 6/23 vs. Kansas City...marked his fifth career HR in the ninth inning or later that either tied the game or gave the Yankees the lead...marked his first such homer since 9/18/20 at Boston off Matt Barnes (down 4-3, solo-HR in the ninth to tie the game 4-4, in an eventual 6-5 Yankees win in 12 innings).
- ▶ Snapped an 0-for-20 stretch at the plate on 7/9 at Houston.
- ▶ Hit his second career triple on 7/25 at Boston (also 5/19/19 vs. Tampa Bay).
- ▶ Reached base in a season-high 11 straight games from 7/9-28...was his longest on-base streak since a 13-game stretch from 6/14-30/19.
- ▶ Played in his 500th career game on 7/30 at Miami...his 132HR in 500 games trailed only Ryan Howard's 153HR and Aaron Judge's 138HR for the most HR in Major League history through 500 career games.
- ▶ Left the game on 7/23 at Boston with a mid-back spasm.
- ▶ Was placed on the COVID-19 injured list on 8/5 and reinstated on 8/17, missing 11 team games.
- ▶ Hit a solo HR on 8/31 at Los Angeles-AL, his first HR since 7/20 vs. Philadelphia...snapped his career-long 20-game homerless stretch (with at least 1AB).
- ▶ Hit 4HR in a seven-game stretch from 8/31-9/9.



- ▶ Recorded his 15th career multi-HR game on 9/5 vs. Baltimore, hitting a grand slam in the second inning and a two-run HR in the sixth (2-for-4, 2R, 2HR, 6RBI)... was his first multi-HR game since 9/3/19 vs. Texas (2HR)... his grand slam in the second inning was the third of his career (also 4/27/19 at San Francisco and 8/30/20 vs. the Mets – Game 2)... was just the fourth Yankee since 2005 to hit a grand slam from the No. 9 spot in the starting lineup, joining Russell Martin (6/5/12 vs. Tampa Bay), Francisco Cervelli (5/8/11 at Texas) and Brett Gardner (7/3/10 vs. Toronto)... his 6RBI also tied his career high (also 4/7/19 at Baltimore) and were the most by a Yankee since Luke Voit's 6RBI in Game 2 on 9/11/20 vs. Baltimore... was just the fourth Yankee in franchise history to record at least 6RBI from the No. 9 spot in the starting lineup since RBI became an official stat in 1920, joining Joe Girardi (7RBI on 8/23/99 at Texas), Vic Raschi (7RBI on 8/4/53 vs. Detroit) and Spud Chandler (6RBI on 7/26/40 at Chicago-AL)... his 6RBI were the most by a Yankees catcher since Russell Martin's 6RBI on 8/25/11 vs. Oakland (Sánchez was the DH when recording 6RBI on 4/7/19 at Baltimore).
- ▶ Hit a "walk-off" single in the 10th inning on 9/13 vs. Minnesota... was his second career "walk-off" hit (also hit a "walk-off" three-run HR on 4/26/18 vs. Minnesota).
- ▶ Hit .200 (9-for-45) with 4R, 3HR and 4RBI in 18 spring training games.

## PERSONAL

- ▶ His older brother, Miguel, spent six seasons (2009-14) in the Mariners' minor league system.
- ▶ Received a 2017 Thurman Munson Award for success on the field and in the philanthropic community.

### Sánchez's Career Batting Record

| Year                       | Team             | AVG         | G          | AB          | R          | H          | 2B         | 3B       | HR         | RBI        | SH       | SF        | HP        | BB         | SO         | SB        | CS        | E         | OBP         | SLG         |
|----------------------------|------------------|-------------|------------|-------------|------------|------------|------------|----------|------------|------------|----------|-----------|-----------|------------|------------|-----------|-----------|-----------|-------------|-------------|
| 2010                       | GCL Yankees      | .353        | 31         | 119         | 25         | 42         | 11         | 0        | 6          | 36         | 0        | 2         | 4         | 11         | 28         | 1         | 1         | 7         | .419        | .597        |
|                            | Staten Island    | .278        | 16         | 54          | 8          | 15         | 2          | 0        | 2          | 7          | 0        | 1         | 2         | 3          | 16         | 1         | 1         | 1         | .333        | .426        |
| 2011                       | Charleston       | .256        | 82         | 301         | 49         | 77         | 16         | 1        | 17         | 52         | 0        | 4         | 2         | 36         | 93         | 2         | 1         | 8         | .335        | .485        |
| 2012                       | Charleston       | .297        | 68         | 263         | 44         | 78         | 19         | 0        | 13         | 56         | 0        | 2         | 2         | 22         | 65         | 11        | 4         | 12        | .353        | .517        |
|                            | Tampa            | .279        | 48         | 172         | 21         | 48         | 10         | 1        | 5          | 29         | 0        | 0         | 3         | 10         | 41         | 4         | 0         | 4         | .330        | .436        |
| 2013                       | Tampa            | .254        | 94         | 362         | 38         | 92         | 21         | 0        | 13         | 61         | 0        | 4         | 5         | 28         | 71         | 3         | 1         | 7         | .313        | .420        |
|                            | Trenton          | .250        | 23         | 92          | 12         | 23         | 6          | 0        | 2          | 10         | 0        | 1         | 4         | 13         | 16         | 0         | 0         | 4         | .364        | .380        |
| 2014                       | Trenton          | .270        | 110        | 429         | 48         | 116        | 19         | 0        | 13         | 65         | 0        | 3         | 2         | 43         | 91         | 1         | 1         | 17        | .338        | .406        |
| 2015                       | Trenton          | .262        | 58         | 233         | 33         | 61         | 14         | 0        | 12         | 36         | 0        | 1         | 2         | 18         | 50         | 6         | 0         | 8         | .319        | .476        |
|                            | Scranton/WB      | .295        | 35         | 132         | 17         | 39         | 9          | 0        | 6          | 26         | 0        | 2         | 1         | 11         | 28         | 1         | 2         | 2         | .349        | .500        |
|                            | YANKEES          | .000        | 2          | 2           | 0          | 0          | 0          | 0        | 0          | 0          | 0        | 0         | 0         | 0          | 1          | 0         | 0         | 0         | .000        | .000        |
| 2016                       | Scranton/WB      | .282        | 71         | 284         | 39         | 80         | 21         | 1        | 10         | 50         | 0        | 3         | 5         | 21         | 45         | 7         | 1         | 5         | .339        | .468        |
|                            | YANKEES          | .299        | 53         | 201         | 34         | 60         | 12         | 0        | 20         | 42         | 0        | 2         | 2         | 24         | 57         | 1         | 0         | 3         | .376        | .657        |
| 2017                       | YANKEES - a      | .278        | 122        | 471         | 79         | 131        | 20         | 0        | 33         | 90         | 0        | 4         | 10        | 40         | 120        | 2         | 1         | 13        | .345        | .531        |
|                            | Scranton/WB      | .385        | 3          | 13          | 3          | 5          | 2          | 0        | 1          | 3          | 0        | 0         | 0         | 0          | 3          | 0         | 0         | 0         | .385        | .769        |
| 2018                       | YANKEES - b, c   | .186        | 89         | 323         | 51         | 60         | 17         | 0        | 18         | 53         | 0        | 2         | 3         | 46         | 94         | 1         | 0         | 6         | .291        | .406        |
|                            | Scranton/WB      | .179        | 7          | 28          | 4          | 5          | 0          | 0        | 4          | 4          | 0        | 0         | 0         | 0          | 10         | 0         | 0         | 0         | .179        | .607        |
|                            | GCL Yankees East | .000        | 1          | 3           | 1          | 0          | 0          | 0        | 0          | 0          | 0        | 0         | 0         | 1          | 0          | 0         | 0         | 0         | .250        | .000        |
| 2019                       | YANKEES - d, e   | .232        | 106        | 396         | 62         | 92         | 12         | 1        | 34         | 77         | 0        | 1         | 9         | 40         | 125        | 0         | 1         | 15        | .316        | .525        |
|                            | Charleston       | .000        | 1          | 3           | 0          | 0          | 0          | 0        | 0          | 0          | 0        | 0         | 0         | 0          | 0          | 0         | 0         | 0         | .000        | .000        |
|                            | Scranton/WB      | .200        | 2          | 5           | 1          | 1          | 0          | 0        | 0          | 0          | 0        | 0         | 0         | 1          | 1          | 0         | 0         | 1         | .333        | .200        |
| 2020                       | YANKEES          | .147        | 49         | 156         | 19         | 23         | 4          | 0        | 10         | 24         | 0        | 0         | 4         | 18         | 64         | 0         | 0         | 6         | .253        | .365        |
| 2021                       | YANKEES - f      | .204        | 117        | 383         | 54         | 78         | 13         | 1        | 23         | 54         | 0        | 0         | 5         | 52         | 121        | 0         | 0         | 6         | .307        | .423        |
|                            | Somerset         | .000        | 1          | 2           | 0          | 0          | 0          | 0        | 0          | 0          | 0        | 0         | 0         | 1          | 0          | 0         | 0         | 0         | .333        | .000        |
| <b>Minor League Totals</b> |                  | <b>.273</b> | <b>651</b> | <b>2495</b> | <b>343</b> | <b>682</b> | <b>150</b> | <b>3</b> | <b>104</b> | <b>435</b> | <b>0</b> | <b>23</b> | <b>32</b> | <b>219</b> | <b>558</b> | <b>37</b> | <b>12</b> | <b>76</b> | <b>.337</b> | <b>.461</b> |
| <b>Major League Totals</b> |                  | <b>.230</b> | <b>538</b> | <b>1932</b> | <b>299</b> | <b>444</b> | <b>78</b>  | <b>2</b> | <b>138</b> | <b>340</b> | <b>0</b> | <b>9</b>  | <b>33</b> | <b>220</b> | <b>582</b> | <b>4</b>  | <b>2</b>  | <b>49</b> | <b>.318</b> | <b>.487</b> |

Signed by the Yankees as a non-drafted free agent on July 2, 2009.

- a – Placed on the 10-day disabled list from April 8 (postgame) - May 4, 2017 with a right biceps strain.
- b – Placed on the 10-day disabled list from June 25 - July 19, 2018 with a right groin strain.
- c – Placed on the 10-day disabled list from July 24 - September 1, 2018 with a right groin strain.
- d – Placed on the 10-day injured list from April 12 (retroactive to April 11) - April 24, 2019 with a left calf strain.
- e – Placed on the 10-day injured list from July 24 - August 10, 2019 with a left groin strain.
- f – Placed on the COVID-19 injured list from August 5-17, 2021.

### Sánchez's Postseason Record

| Year                         | Club vs. Opp.           | AVG         | G         | AB         | R         | H         | 2B       | 3B       | HR       | RBI       | SH       | SF       | HP       | BB       | SO        | SB       | CS       | E        | OBP         | SLG         |
|------------------------------|-------------------------|-------------|-----------|------------|-----------|-----------|----------|----------|----------|-----------|----------|----------|----------|----------|-----------|----------|----------|----------|-------------|-------------|
| 2015                         | NY Yankees vs. HOU (WC) |             |           |            |           |           |          |          |          |           |          |          |          |          |           |          |          |          |             |             |
| 2017                         | NY Yankees vs. MIN (WC) | .500        | 1         | 4          | 1         | 2         | 1        | 0        | 0        | 0         | 0        | 0        | 0        | 0        | 0         | 0        | 0        | 0        | .500        | .750        |
|                              | NY Yankees vs. CLE (DS) | .174        | 5         | 23         | 3         | 4         | 0        | 0        | 2        | 3         | 0        | 0        | 0        | 0        | 10        | 0        | 0        | 0        | .174        | .435        |
|                              | NY Yankees vs. HOU (CS) | .192        | 7         | 26         | 1         | 5         | 1        | 0        | 1        | 5         | 0        | 1        | 0        | 1        | 9         | 0        | 0        | 0        | .214        | .346        |
| 2018                         | NY Yankees vs. OAK (WC) | .000        | 1         | 3          | 0         | 0         | 0        | 0        | 0        | 0         | 0        | 0        | 0        | 0        | 0         | 0        | 0        | 0        | .000        | .000        |
|                              | NY Yankees vs. BOS (DS) | .200        | 4         | 15         | 3         | 3         | 1        | 0        | 2        | 5         | 0        | 1        | 0        | 1        | 5         | 0        | 0        | 0        | .235        | .667        |
| 2019                         | NY Yankees vs. MIN (DS) | .125        | 3         | 8          | 1         | 1         | 0        | 0        | 0        | 0         | 0        | 0        | 1        | 3        | 4         | 0        | 0        | 0        | .417        | .125        |
|                              | NY Yankees vs. HOU (CS) | .130        | 6         | 23         | 1         | 3         | 0        | 0        | 1        | 3         | 0        | 0        | 0        | 1        | 12        | 0        | 0        | 0        | .167        | .261        |
| 2020                         | NY Yankees vs. CLE (WC) | .250        | 1         | 4          | 1         | 1         | 0        | 0        | 1        | 3         | 0        | 1        | 0        | 0        | 1         | 0        | 0        | 0        | .200        | 1.000       |
|                              | NY Yankees vs. TB (DS)  | .000        | 2         | 4          | 0         | 0         | 0        | 0        | 0        | 0         | 0        | 0        | 0        | 0        | 3         | 0        | 0        | 0        | .000        | .000        |
| 2021                         | NY Yankees vs. BOS (WC) | .000        | 1         | 1          | 0         | 0         | 0        | 0        | 0        | 0         | 0        | 0        | 0        | 0        | 0         | 0        | 0        | 0        | .000        | .000        |
| <b>Wild Card Game Totals</b> |                         | <b>.250</b> | <b>4</b>  | <b>12</b>  | <b>2</b>  | <b>3</b>  | <b>1</b> | <b>0</b> | <b>1</b> | <b>3</b>  | <b>0</b> | <b>1</b> | <b>0</b> | <b>0</b> | <b>1</b>  | <b>0</b> | <b>0</b> | <b>0</b> | <b>.231</b> | <b>.583</b> |
| <b>LDS Totals</b>            |                         | <b>.160</b> | <b>14</b> | <b>50</b>  | <b>7</b>  | <b>8</b>  | <b>1</b> | <b>0</b> | <b>4</b> | <b>8</b>  | <b>0</b> | <b>1</b> | <b>1</b> | <b>4</b> | <b>22</b> | <b>0</b> | <b>0</b> | <b>0</b> | <b>.232</b> | <b>.420</b> |
| <b>LCS Totals</b>            |                         | <b>.163</b> | <b>13</b> | <b>49</b>  | <b>2</b>  | <b>8</b>  | <b>1</b> | <b>0</b> | <b>2</b> | <b>8</b>  | <b>0</b> | <b>1</b> | <b>0</b> | <b>2</b> | <b>21</b> | <b>0</b> | <b>0</b> | <b>0</b> | <b>.192</b> | <b>.306</b> |
| <b>POSTSEASON TOTALS</b>     |                         | <b>.171</b> | <b>31</b> | <b>111</b> | <b>11</b> | <b>19</b> | <b>3</b> | <b>0</b> | <b>7</b> | <b>19</b> | <b>0</b> | <b>3</b> | <b>1</b> | <b>6</b> | <b>44</b> | <b>0</b> | <b>0</b> | <b>0</b> | <b>.215</b> | <b>.387</b> |



## Sánchez's All-Star Game Record

| Year                        | Club, Site            | AVG         | G        | AB       | R        | H        | 2B       | 3B       | HR       | RBI      | SH       | SF       | HP       | BB       | SO       | SB       | CS       | E        | OBP         | SLG         |
|-----------------------------|-----------------------|-------------|----------|----------|----------|----------|----------|----------|----------|----------|----------|----------|----------|----------|----------|----------|----------|----------|-------------|-------------|
| 2017                        | NY Yankees, Miami     | .000        | 1        | 2        | 0        | 0        | 0        | 0        | 0        | 0        | 0        | 0        | 0        | 0        | 1        | 0        | 0        | 0        | .000        | .000        |
| 2019                        | NY Yankees, Cleveland | .500        | 1        | 2        | 1        | 1        | 1        | 0        | 0        | 0        | 0        | 0        | 0        | 0        | 0        | 0        | 0        | 0        | .500        | 1.000       |
| <b>All-Star Game Totals</b> |                       | <b>.250</b> | <b>2</b> | <b>4</b> | <b>1</b> | <b>1</b> | <b>1</b> | <b>0</b> | <b>0</b> | <b>0</b> | <b>0</b> | <b>0</b> | <b>0</b> | <b>0</b> | <b>1</b> | <b>0</b> | <b>0</b> | <b>0</b> | <b>.250</b> | <b>.500</b> |

## Sánchez's Career Fielding Record

| Position   | PCT   | G   | PO    | A   | E  | TC    | PB |
|------------|-------|-----|-------|-----|----|-------|----|
| Catcher    | .989  | 457 | 4,042 | 229 | 49 | 4,320 | 60 |
| First Base | 1.000 | 2   | 7     | 0   | 0  | 7     | -  |

## Sánchez's Career Home Run Chart

**MULTI-HOMER GAMES:** 15. **TWO-HOMER GAMES:** 14, last on 9/5/21 vs. BAL. **THREE-HOMER GAMES:** 1, 4/7/19 at BAL. **GRAND SLAMS:** 3, last on 9/5/21 vs. BAL (Keegan Akin). **PINCH-HIT HR:** 2, last on 6/16/21 at Toronto (Stripling). **INSIDE-THE-PARK HR:** None. **"WALK-OFF" HR:** 1, 4/26/18 vs. MIN (Fernando Rodney). **LEADOFF HR:** None.

## Sánchez's Career Bests and Streaks

**HITS:** 4 - 2 times (last on 5/19/18 at KC). **RUNS:** 4, 9/10/17 at TEX. **2B:** 2 - 4 times (last on 6/20/21 vs. OAK). **3B:** 1 - 2 times (last on 7/25/21 at BOS). **HR:** 3, 4/7/19 at BAL. **RBI:** 6 - 2 times (last on 9/5/21 vs. BAL). **BB:** 3, 9/26/20 vs. MIA. **SO:** 4 - 6 times (last on 6/4/21 vs. BOS). **SB:** 1 - 4 times (last on 9/12/18 at MIN). **HIT STREAK:** 9g, 8/22-31/16. **"WALK-OFF" HITS:** 2, last on 9/13/21 vs. MIN (single).

**Player of the Month:** August 2016

**Player of the Week:** 2 times (last: 8/22-28/16)

**Rookie of the Month:** August 2016



# LUIS SEVERINO • RHP



# 40

**HT:** 6-2 • **WT:** 218 • **BATS:** R • **THROWS:** R  
**BIRTHDATE:** 2/20/94 • **OPENING DAY AGE:** 27  
**BIRTHPLACE:** Sabana de la Mar, D.R.  
**RESIDES:** Santo Domingo, D.R.  
**M.L. SERVICE:** 5 years, 170 days

## STATUS

- ▶ On 2/15/19, was signed to a four-year contract extending through the 2022 season, with a club option for the 2023 season.

## CAREER NOTES

- ▶ Is a two-time AL All-Star (2017-18).
- ▶ Finished third in 2017 AL Cy Young Award voting, the highest finish by a Yankees pitcher since CC Sabathia also got third in 2010.
- ▶ Has made three career Opening Day rosters (2016-18), all as a member of the Yankees' starting rotation...began the 2019, '20 and '21 seasons on the injured list.
- ▶ Has two of the top-seven single-season strikeout totals in Yankees history (230K in 2017, 220K in 2018)...is one of three pitchers in Yankees history with multiple 200-strikeout seasons (also David Cone, 1997-98 and Ron Guidry, 1978-79)...his 450K from 2017-18 were the most over a two-season span in Yankees history (previously Guidry, 449K from 1978-79).
- ▶ With his 500th strikeout on 7/23/18 at Tampa Bay, became just the third Yankees pitcher to reach the mark prior to his 25th birthday (Al Downing, Lefty Gomez).
- ▶ Has made 15 career relief appearances, going 4-0 with a 0.31 ERA (29.1IP, 1ER) and 33K.
- ▶ Has five games with at least 10K and 0BB, tied with David Cone and Masahiro Tanaka for the third-most in Yankees history behind Mike Mussina (seven) and Gerrit Cole (six).
- ▶ Since 1908, his 85 regular season starts prior to turning 25 years old were the fourth-most by a Yankees pitcher (Waite Hoyt-121, Al Downing-102, Lefty Gomez-93)...was the first Yankees pitcher to have multiple 30-start seasons in his age-24 seasons or younger since Steve Kline in 1971-72.
- ▶ The Yankees are 46-20 in his 66 starts since 2017...are 39-11 in his last 50 starts since 7/8/17...from 7/8/17-7/12/18, the Yankees went 31-4 in his 35 starts, the first time the Yankees won at least 31 games in a pitcher's 35-start span since going 31-4 over 35 Ron Guidry starts from 8/10/77-8/15/78 (Elias).
- ▶ Has allowed 1ER-or-fewer in 31-of-66 starts (47.0%) since the start of 2017.
- ▶ Made his Major League debut as a 21-year-old in 2015, going 5-3 with a 2.89 ERA (62.1IP, 20ER) in 11 starts...was just the fourth pitcher in Yankee-s history to record at least five wins and post an ERA of 3.00-or-lower in his age-21 season or younger, joining Whitey Ford (1950), Hank Thormahlen (1918) and Ray Keating (1914).
- ▶ Was the first Yankee to allow 1ER-or-fewer in each of his first three career starts at the current Yankee Stadium.
- ▶ Is 6-2 with a 1.46 ERA (61.2IP, 10ER) in 11 career Interleague appearances (nine starts)...is the third-lowest Interleague ERA among active pitchers (min. 50.OIP), behind Corbin Burnes (1.27) and Dellin Betances (1.45).
- ▶ Is 1-3 with a 5.17 ERA (31.1IP, 18ER) in eight career postseason starts (4GS in 2017, 2GS in 2018, 2GS in 2019)...with starts in the 2017 and 2018 AL Wild Card Games, joined Madison Bumgarner and Jon Lester as the only three pitchers to start two Wild Card Games (excluding 2020 Wild Card Series games)...is one of two pitchers in Yankees history to start four postseason games prior to turning 24 years old (Waite Hoyt, 4GS), and one of two to start six postseason games prior to turning 25 (Andy Pettitte, 6GS) and eight prior to turning 26 (Pettitte, 8GS)...made his postseason debut in the 2017 AL Wild Card Game vs. Minnesota (ND, 0.1IP, 3ER), matching the shortest start by a Yankees pitcher in postseason history (also Art Ditmar in 1960 WS Game 1 at Pittsburgh and Bob Turley in 1958 WS Game 2 at Milwaukee)...at 23 years, 225 days old, was the youngest Yankee to start a postseason game since Andy Pettitte (23.111) in 1995 ALDS Game 2 vs. Seattle...with 9K in 2017 ALDS Game 4 vs. Cleveland, was the second-youngest Yankee (23 years, 231 days) to record 9K in a postseason game, behind Dave Righetti (22 years, 314 days for 1981 ALDS Game 2 at Milwaukee-10K)...started two potential elimination games at age-23; only two other such games in Yankees history were started by pitchers 23-or-younger: Mel Stottlemyre (22 years, 337 days in 1964 WS Game 7 at St. Louis) and Waite Hoyt (22 years, 34 days in 1921 WS Game 8 vs. New York Giants)...recorded scoreless starts in the 2018 AL Wild Card Game vs. Oakland (4.OIP) and 2019 ALDS Game 3 at Minnesota (4.OIP).

## CAREER HIGHLIGHTS

AL All-Star Team

▶ 2017, 2018



## 2021

- ▶ Went 1-0 in four scoreless relief appearances for the Yankees in 2021 (6.0IP, 2H, 1BB, 8K) after missing the first 150 games of the season on the injured list.
- ▶ Began the season on the 60-day injured list recovering from "Tommy John" surgery performed on 2/27/20.
- ▶ Combined to make two rehab appearances with Low-A Tampa (one start) and High-A Hudson Valley (one start) from 6/16-12 before exiting his rehab start on 6/12 with a low Grade 2 groin strain...made two rehab starts with Double-A Somerset from 8/3-8 before experiencing right shoulder tightness...underwent an MRI that revealed no structural damage...combined to post a 3.38 ERA (10.2IP, 4ER) in those four rehab appearances.
- ▶ Was reinstated from the 60-day I.L. prior to the game on 9/20.
- ▶ Made his season debut and 100th career appearance on 9/21 vs. Texas, tossing 2.0 scoreless innings (2H, 2K)...marked his first appearance since Game 3 of the 2019 ALCS vs. Houston...also marked his first relief appearance since 9/22/16 at Tampa Bay.
- ▶ Made his second appearance of the season on 9/25 at Boston, tossing 2.0 hitless innings of relief and earning the win (1BB, 4K)...was his first win since 9/22/19 vs. Toronto and first win in relief since 9/22/16 at Tampa Bay.
- ▶ On 9/28 at Toronto, tossed a perfect eighth inning in relief (1K).
- ▶ Tossed a perfect sixth inning in relief (1.0IP, 1K) on 9/30 at Toronto.
- ▶ Did not allow a hit to his final 16 batters faced this season (1BB, 1HP).
- ▶ Allowed 1ER in 1.1 innings of relief in the AL Wild Card Game at Boston (1H, 1BB, 1K).

## PERSONAL

- ▶ He and his wife Rosmaly established the Luis & Rosmaly Severino Foundation in 2018, with the mission of supporting the educational and technological development of teenagers in their communities, and improving the quality of life in those communities through the development of educational projects and social action programs.

## Severino's Career Pitching Record

| Year                       | Club          | W         | L         | ERA         | G          | GS        | CG       | SHO      | SV       | IP                      | H          | R          | ER         | HR        | HP        | BB         | SO         | WP        | BK       |
|----------------------------|---------------|-----------|-----------|-------------|------------|-----------|----------|----------|----------|-------------------------|------------|------------|------------|-----------|-----------|------------|------------|-----------|----------|
| 2012                       | DSL Yankees   | 1         | 4         | 2.68        | 14         | 14        | 0        | 0        | 0        | 64.1                    | 46         | 19         | 12         | 2         | 3         | 17         | 45         | 3         | 0        |
| 2013                       | GCL Yankees   | 1         | 3         | 1.37        | 6          | 4         | 0        | 0        | 0        | 26.1                    | 16         | 5          | 4          | 0         | 2         | 6          | 32         | 1         | 0        |
|                            | Charleston    | 1         | 1         | 4.08        | 4          | 4         | 0        | 0        | 0        | 17.2                    | 21         | 9          | 8          | 1         | 0         | 4          | 21         | 2         | 0        |
| 2014                       | Charleston    | 3         | 2         | 2.79        | 14         | 14        | 0        | 0        | 0        | 67.2                    | 62         | 24         | 21         | 2         | 3         | 15         | 70         | 4         | 0        |
|                            | Tampa         | 1         | 1         | 1.31        | 4          | 4         | 0        | 0        | 0        | 20.2                    | 11         | 4          | 3          | 0         | 0         | 6          | 28         | 0         | 0        |
|                            | Trenton       | 2         | 2         | 2.52        | 6          | 6         | 0        | 0        | 0        | 25.0                    | 20         | 8          | 7          | 1         | 0         | 6          | 29         | 0         | 1        |
| 2015                       | Trenton       | 2         | 2         | 3.32        | 8          | 8         | 0        | 0        | 0        | 38.0                    | 32         | 17         | 14         | 2         | 2         | 10         | 48         | 1         | 1        |
|                            | Scranton/WB   | 7         | 0         | 1.91        | 11         | 11        | 0        | 0        | 0        | 61.1                    | 40         | 18         | 13         | 0         | 3         | 17         | 50         | 3         | 0        |
|                            | YANKEES       | 5         | 3         | 2.89        | 11         | 11        | 0        | 0        | 0        | 62.1                    | 53         | 21         | 20         | 9         | 2         | 22         | 56         | 3         | 1        |
| 2016                       | YANKEES - a   | 3         | 8         | 5.83        | 22         | 11        | 0        | 0        | 0        | 71.0                    | 78         | 48         | 46         | 11        | 3         | 25         | 66         | 3         | 0        |
|                            | Tampa         | 0         | 0         | 0.00        | 1          | 1         | 0        | 0        | 0        | 3.0                     | 2          | 0          | 0          | 0         | 0         | 0          | 2          | 0         | 0        |
|                            | Scranton/WB   | 8         | 1         | 3.49        | 13         | 12        | 0        | 0        | 0        | 77.1                    | 75         | 31         | 30         | 4         | 2         | 18         | 78         | 5         | 0        |
| 2017                       | YANKEES       | 14        | 6         | 2.98        | 31         | 31        | 0        | 0        | 0        | 193.1                   | 150        | 73         | 64         | 21        | 6         | 51         | 230        | 6         | 0        |
| 2018                       | YANKEES       | 19        | 8         | 3.39        | 32         | 32        | 1        | 1        | 0        | 191.1                   | 173        | 76         | 72         | 19        | 5         | 46         | 220        | 8         | 0        |
| 2019                       | Scranton/WB   | 0         | 0         | 18.00       | 1          | 1         | 0        | 0        | 0        | 1.0                     | 3          | 2          | 2          | 1         | 0         | 0          | 2          | 0         | 0        |
|                            | YANKEES - b   | 1         | 1         | 1.50        | 3          | 3         | 0        | 0        | 0        | 12.0                    | 6          | 2          | 2          | 0         | 1         | 6          | 17         | 0         | 0        |
| 2020                       | YANKEES - c   |           |           |             |            |           |          |          |          | Did Not Pitch - Injured |            |            |            |           |           |            |            |           |          |
| 2021                       | Tampa-d       | 0         | 0         | 3.38        | 1          | 1         | 0        | 0        | 0        | 2.2                     | 2          | 1          | 1          | 0         | 0         | 1          | 3          | 0         | 0        |
|                            | Hudson Valley | 0         | 0         | 5.40        | 1          | 1         | 0        | 0        | 0        | 1.2                     | 1          | 1          | 1          | 0         | 0         | 1          | 3          | 0         | 0        |
|                            | Somerset      | 0         | 0         | 2.84        | 2          | 2         | 0        | 0        | 0        | 6.1                     | 2          | 2          | 2          | 1         | 0         | 1          | 9          | 0         | 0        |
|                            | YANKEES       | 1         | 0         | 0.00        | 4          | 0         | 0        | 0        | 0        | 6.0                     | 2          | 0          | 0          | 0         | 1         | 1          | 8          | 0         | 0        |
| <b>Minor League Totals</b> |               | <b>31</b> | <b>12</b> | <b>2.57</b> | <b>86</b>  | <b>83</b> | <b>0</b> | <b>0</b> | <b>0</b> | <b>413.0</b>            | <b>333</b> | <b>141</b> | <b>118</b> | <b>14</b> | <b>15</b> | <b>102</b> | <b>420</b> | <b>19</b> | <b>2</b> |
| <b>Major League Totals</b> |               | <b>43</b> | <b>26</b> | <b>3.43</b> | <b>103</b> | <b>88</b> | <b>1</b> | <b>1</b> | <b>0</b> | <b>536.0</b>            | <b>462</b> | <b>220</b> | <b>204</b> | <b>60</b> | <b>18</b> | <b>151</b> | <b>597</b> | <b>19</b> | <b>1</b> |

Signed by the Yankees as a minor league free agent on December 26, 2011.

a - Placed on the 15-day disabled list from May 14-30, 2016, with a right triceps strain.

b - Placed on the 10-day injured list from March 28 (retroactive to March 25) - September 17, 2019 with right shoulder rotator cuff inflammation...was transferred to the 60-day injured list on April 25.

c - Placed on the 60-day injured list list on June 28, 2020 recovering from "Tommy John" surgery, missing the entire season.

d - Placed on the 60-day injured list from February 23 - September 20, 2021 recovering from right elbow UCL surgery.



### Severino's Postseason Record

| Year                         | Club vs. Opp.                         | W        | L        | ERA         | G        | GS       | CG       | SHO      | SV       | IP          | H         | R         | ER        | HR       | HP       | BB        | SO        | WP       | BK       |
|------------------------------|---------------------------------------|----------|----------|-------------|----------|----------|----------|----------|----------|-------------|-----------|-----------|-----------|----------|----------|-----------|-----------|----------|----------|
| 2015                         | NY Yankees vs. Houston Astros (WC)    |          |          |             |          |          |          |          |          |             |           |           |           |          |          |           |           |          |          |
| On Roster - Did Not Pitch    |                                       |          |          |             |          |          |          |          |          |             |           |           |           |          |          |           |           |          |          |
| 2017                         | NY Yankees vs. Minnesota Twins (WC)   | 0        | 0        | 81.00       | 1        | 1        | 0        | 0        | 0        | 0.1         | 4         | 3         | 3         | 2        | 0        | 1         | 0         | 0        | 0        |
|                              | NY Yankees vs. Cleveland Indians (DS) | 1        | 0        | 3.86        | 1        | 1        | 0        | 0        | 0        | 7.0         | 4         | 3         | 3         | 2        | 0        | 1         | 9         | 0        | 0        |
|                              | NY Yankees vs. Houston Astros (CS)    | 0        | 1        | 4.15        | 2        | 2        | 0        | 0        | 0        | 8.2         | 5         | 4         | 4         | 1        | 0        | 6         | 3         | 0        | 0        |
| 2018                         | NY Yankees vs. Oakland Athletics (WC) | 0        | 0        | 0.00        | 1        | 1        | 0        | 0        | 0        | 4.0         | 2         | 0         | 0         | 0        | 0        | 4         | 7         | 0        | 0        |
|                              | NY Yankees vs. Boston Red Sox (DS)    | 0        | 1        | 18.00       | 1        | 1        | 0        | 0        | 0        | 3.0         | 7         | 6         | 6         | 0        | 0        | 2         | 2         | 0        | 0        |
| 2019                         | NY Yankees vs. Minnesota Twins (DS)   | 0        | 0        | 0.00        | 1        | 1        | 0        | 0        | 0        | 4.0         | 4         | 0         | 0         | 0        | 0        | 2         | 4         | 0        | 0        |
|                              | NY Yankees vs. Houston Astros (CS)    | 0        | 1        | 4.15        | 1        | 1        | 0        | 0        | 0        | 4.1         | 5         | 2         | 2         | 2        | 0        | 3         | 6         | 0        | 0        |
| 2021                         | NY Yankees vs. Boston Red Sox (WC)    | 0        | 0        | 6.75        | 1        | 0        | 0        | 0        | 0        | 1.1         | 1         | 1         | 1         | 0        | 0        | 1         | 1         | 0        | 0        |
| <b>Wild Card Game Totals</b> |                                       | <b>0</b> | <b>0</b> | <b>6.35</b> | <b>3</b> | <b>2</b> | <b>0</b> | <b>0</b> | <b>0</b> | <b>5.2</b>  | <b>7</b>  | <b>4</b>  | <b>4</b>  | <b>2</b> | <b>0</b> | <b>6</b>  | <b>8</b>  | <b>0</b> | <b>0</b> |
| <b>LDS Totals</b>            |                                       | <b>1</b> | <b>1</b> | <b>5.79</b> | <b>3</b> | <b>3</b> | <b>0</b> | <b>0</b> | <b>0</b> | <b>14.0</b> | <b>15</b> | <b>9</b>  | <b>9</b>  | <b>2</b> | <b>0</b> | <b>5</b>  | <b>15</b> | <b>0</b> | <b>0</b> |
| <b>LCS Totals</b>            |                                       | <b>0</b> | <b>2</b> | <b>4.15</b> | <b>3</b> | <b>3</b> | <b>0</b> | <b>0</b> | <b>0</b> | <b>13.0</b> | <b>10</b> | <b>6</b>  | <b>6</b>  | <b>3</b> | <b>0</b> | <b>9</b>  | <b>9</b>  | <b>0</b> | <b>0</b> |
| <b>POSTSEASON TOTALS</b>     |                                       | <b>1</b> | <b>3</b> | <b>5.23</b> | <b>9</b> | <b>8</b> | <b>0</b> | <b>0</b> | <b>0</b> | <b>32.2</b> | <b>32</b> | <b>19</b> | <b>19</b> | <b>7</b> | <b>0</b> | <b>20</b> | <b>32</b> | <b>0</b> | <b>0</b> |

### Severino's All-Star Game Record

| Year                        | Club, Site             | W        | L        | ERA         | G        | GS       | CG       | SHO      | SV       | IP         | H        | R        | ER       | HR       | HP       | BB       | SO       | WP       | BK       |
|-----------------------------|------------------------|----------|----------|-------------|----------|----------|----------|----------|----------|------------|----------|----------|----------|----------|----------|----------|----------|----------|----------|
| 2017                        | NY Yankees, Miami      |          |          |             |          |          |          |          |          |            |          |          |          |          |          |          |          |          |          |
| Selected - Did Not Pitch    |                        |          |          |             |          |          |          |          |          |            |          |          |          |          |          |          |          |          |          |
| 2018                        | NY Yankees, Washington | 0        | 0        | 0.00        | 1        | 0        | 0        | 0        | 0        | 1.0        | 1        | 0        | 0        | 0        | 0        | 0        | 2        | 0        | 0        |
| <b>All-Star Game Totals</b> |                        | <b>0</b> | <b>0</b> | <b>0.00</b> | <b>1</b> | <b>0</b> | <b>0</b> | <b>0</b> | <b>0</b> | <b>1.0</b> | <b>1</b> | <b>0</b> | <b>0</b> | <b>0</b> | <b>0</b> | <b>0</b> | <b>2</b> | <b>0</b> | <b>0</b> |

### Severino's Career Fielding Record

| Position | PCT  | G   | PO | A  | E | TC  | DP |
|----------|------|-----|----|----|---|-----|----|
| Pitcher  | .925 | 103 | 23 | 75 | 8 | 106 | 7  |

### Severino's Regular Season Batting Record

| Year                       | Team       | AVG         | G         | AB        | R        | H        | 2B       | 3B       | HR       | RBI      | SH       | SF       | HP       | BB       | SO       | SB       | CS       |
|----------------------------|------------|-------------|-----------|-----------|----------|----------|----------|----------|----------|----------|----------|----------|----------|----------|----------|----------|----------|
| 2021                       | NY Yankees |             |           |           |          |          |          |          |          |          |          |          |          |          |          |          |          |
| Did Not Bat                |            |             |           |           |          |          |          |          |          |          |          |          |          |          |          |          |          |
| <b>Major League Totals</b> |            | <b>.083</b> | <b>99</b> | <b>12</b> | <b>1</b> | <b>1</b> | <b>0</b> | <b>0</b> | <b>0</b> | <b>0</b> | <b>0</b> | <b>0</b> | <b>0</b> | <b>0</b> | <b>5</b> | <b>0</b> | <b>0</b> |

### Severino's Career Bests and Streaks

**COMPLETE GAMES:** 1, 5/2/18 at HOU. **LOW-HIT COMPLETE GAME:** 5, 5/2/18 at HOU. **IP (START):** 9.0, 5/2/18 at HOU. **IP (RELIEF):** 4.1, 8/3/16 vs. NYM. **HITS:** 11, 7/23/18 at TB. **RUNS:** 10, 8/12/17 vs. BOS. **BB:** 4 - 5 times (last on 9/28/19 at TEX). **SO:** 12, 6/27/17 at CWS. **HR:** 3 - 2 times (last on 8/28/17 vs. CLE). **WINNING STREAK:** 7g, 4/16-6/4(G1)/18. **LOSING STREAK:** 6g, 4/8-5/13/16. **SCORELESS STREAK (IP):** 17.0 - 2 times (last from 7/15-26/17).

Pitcher of the Month: None

Player of the Week: None

Rookie of the Month: None



# GIANCARLO STANTON • OF

2021 SEASON  
SUMMARY

MANAGER, COACHES  
& STAFF BIOS

FULL  
PLAYER BIOS

ADDITIONAL  
PLAYER BIOS

HISTORICAL STATS &  
POSTSEASON RECORDS

POSTSEASON  
SERIES RECAPS

MINORS &  
2022 SCHEDULE



# 27

**HT:** 6-6 • **WT:** 245 • **BATS:** R • **THROWS:** R  
**BIRTHDATE:** 11/8/89 • **OPENING DAY AGE:** 31  
**BIRTHPLACE:** Panorama, Calif.  
**RESIDES:** Miami, Fla.  
**M.L. SERVICE:** 11 years, 118 days

## STATUS

- ▶ Was acquired by the Yankees from the Miami Marlins along with cash considerations in exchange for 2B Starlin Castro, RHP Jorge Guzman and INF José Devers on December 11, 2017...contract extends through the 2027 season with a club option for 2028...had a player opt-out following the 2020 season, which he did not exercise.

## CAREER NOTES

- ▶ Has homered against every Major League team in his career except Miami.
- ▶ Hit 270HR through his first 1,000 career games...only three players hit as many home runs through their first 1,000 career games: Ryan Howard (279), Ralph Kiner (277) and Harmon Killebrew (272).
- ▶ Hit his 300th career homer in his 1,119th career game, becoming the fifth-fastest player to reach the mark in Baseball history, trailing only Ralph Kiner (1,087G), Ryan Howard (1,093), Juan González (1,096) and Alex Rodriguez (1,117)...at 28 years, 295 days old, was the ninth-youngest player to reach the mark in Baseball history.
- ▶ His 347HR are second-most in the Majors since 2010 (Nelson Cruz-394)...had 308HR through the 2019 season, the 16th-highest total all-time for a player before his 30th birthday.
- ▶ Has hit at least 20HR in 10 of his 12 career seasons...joins Nelson Cruz (11) as the only two players to record as many such seasons since 2010...Stanton and Cruz were the only two players with at least 20HR in each season from 2010-18...was the 11th player ever to hit at least 20HR in each of his first nine Major League seasons.
- ▶ Is one of four players with at least five 35HR seasons since 2012.
- ▶ Has hit at least 25HR in a season eight times (2011-12, '14-18, '21)...is one of four players to record as many such seasons since 2011, joining Nelson Cruz (nine), Mike Trout (eight) and Edwin Encarnación (eight)...was one of six players (also Mike Trout, Nelson Cruz, Edwin Encarnación, Anthony Rizzo and Justin Upton) to hit at least 25HR in each season from 2014-18.
- ▶ His 34 career multi-homer games are fourth-most among players who appeared in a game in 2021, behind Albert Pujols (61), Miguel Cabrera (43) and Nelson Cruz (40)...was one of 11 players in Baseball history with at least 32 multi-HR games prior to turning 30 years old.
- ▶ Since the start of his career in 2010, his 13.95 AB/HR ratio leads the Majors (min. 2,500AB)...is the fifth-best mark all-time, behind Mark McGwire (10.61), Babe Ruth (11.76), Barry Bonds (12.92) and Jim Thome (13.76).
- ▶ In the Statcast era (since 2015), owns 12 of the 13 hardest hits and 22 of the top 27...over the same span, has recorded 115 hits with an exit velocity of 115 mph or higher (next: Aaron Judge-47).
- ▶ Has homered in the same game as teammate Aaron Judge 14 times during the regular season, with the Yankees going 13-1 in those games...10 of those games came in 2021...the duo has also homered in three Yankees postseason games, with the Yankees winning each of those games.
- ▶ With his trade from the Marlins to the Yankees on 12/11/17, became the second reigning league MVP in Major League history to be traded prior to the start of the following season; on 2/16/04, the Yankees acquired reigning AL MVP Alex Rodriguez from Texas in exchange for Alfonso Soriano and a PTBNL (Joaquin Arias)...*Elias* notes that the only other MVP to change teams in the season following his award was Barry Bonds, who won the NL MVP with Pittsburgh in 1992 and signed with San Francisco as a free agent prior to the 1993 season.
- ▶ Was the fifth player to be acquired by the Yankees the year immediately after leading or tying for a league lead in HRs, joining Babe Ruth (acquired in 1920), Johnny Mize (1949), Alex Rodriguez (2004) and Chris Carter (2017).
- ▶ His acquisition made the 2018 Yankees the second team in Major League history to acquire Baseball's reigning home run champion after leading the Majors in team homers the prior year; the 1919 Yankees led the Majors with 45 home runs, then acquired Babe Ruth (29HR in 1919) from Boston prior to the 1920 season (credit: *Elias*).
- ▶ Made his postseason debut in 2018...his 1,144 career regular season games at the time of his first playoff game were second-most among active players who have never reached the postseason, behind Seattle's Kyle Seager (1,155G at the time of Stanton's playoff debut)...his 305 regular season home runs led that group, 112 more than second-place Kris Davis (193HR), who also made his playoff debut in the 2018 AL Wild Card Game.
- ▶ Has 9HR through his first 18 career postseason games, tied with Carlos Beltrán for the most by any Major League player...has 8HR in his last 10 postseason games since 2019 ALCS Game 1.
- ▶ Wears an extended helmet flap to protect his face after suffering facial lacerations, small fractures and dental damage when he was hit in the face by a pitch thrown by Milwaukee's Mike Fiers on 9/11/14.

## CAREER HIGHLIGHTS

### NL Most Valuable Player

▶ 2017

### NL All-Star Team

▶ 2012, 2014, 2015, 2017

### NL Silver Slugger

▶ 2014, 2017

### Hank Aaron Award

▶ 2014, 2017



- ▶ His 267HR with the Marlins are most in franchise history... is one of only four active players who hold a franchise's all-time home run lead, joining Evan Longoria (261HR with Tampa Bay), Mike Trout (310HR with Los Angeles-AL) and Ryan Zimmerman (284HR with Washington).
- ▶ Is also the Marlins' all-time leader in RBI (672), extra-base hits (479) and total bases (1,983)...ranks second in walks (487), third in runs scored (576), doubles (202) and games played (986) and fifth in hits (960)...his 34.6 WAR are the most by any player in Marlins history (FanGraphs)...his 60 assists lead all Marlins outfielders.
- ▶ Led the Marlins in home runs each season from 2011-17...according to *Elias*, is one of two active players to outright lead the same franchise in home runs in at least seven consecutive seasons, joining Albert Pujols, who led St. Louis in homers in seven straight seasons from 2001-07.
- ▶ Has 36 career home runs against the Nationals, most among active players (next: Freddie Freeman-26)...his 22HR at Nationals Park are most by any visitor in the ballpark's history.
- ▶ Has made 11 Opening Day rosters, seven with the Marlins (2011-17) and four with the Yankees (2018-21)...has reached base safely in 8-of-18 Opening Day plate appearances with the Yankees, going 6-for-16 with 5R, 1 double, 3HR, 7RBI and 2BB.

## 2021

- ▶ Hit .273/.354/.516 (139-for-510) with 19 doubles, 35HR, 97RBI and 63BB in 139 games...made 26 starts in the OF (16 in RF, 10 in LF).
- ▶ Recorded the top-five hardest base hits and seven of the top eight (a 121.1 mph single on 9/3 vs. Baltimore, a 120.3 mph single on 9/16 at Baltimore, a 120.1 mph single on 4/25 at Cleveland, a 120.0 mph single on 4/13 at Toronto, a 119.6 mph single on 7/11 at Houston, a 119.3 mph single on 4/27 at Baltimore and a 119.2 mph double on 8/23 at Atlanta)...also recorded nine of the top 13 hardest base hits and 13 of the top 23.
- ▶ Over his final 54 games in the regular season (8/3-10/3), batted .305/.359/.626 (62-for-203) with 29R, 8 doubles, 19HR, 51RBI and 16BB.
- ▶ Hit his eighth career grand slam in the fifth inning on 4/5 vs. Baltimore...was his third with the Yankees (also 8/8/18 at Chicago-AL and 9/20/18 vs. Boston)...was the first grand slam by a Yankee since Gary Sánchez in Game 2 on 8/30/20 vs. the Mets...traveled an estimated 471 ft. with an exit velocity of 115.1 mph...was his eighth career home run with an estimated distance of at least 471 ft. and first since 7/25/20 at Washington (483 ft.).
- ▶ His eighth-inning, two-run single on 4/13 at Toronto had an exit velocity of 120.0 mph, the then-hardest-hit ball in the Majors in 2021 (fourth-hardest overall)...the single also snapped an 0-for-16 stretch.
- ▶ Recorded a season-long 12-game hitting streak from 4/23-5/6, batting .481/.509/.904 (25-for-52) with 11R, 4 doubles, 6HR, 11RBI and 3BB over that span...was tied for the second-longest hitting streak of his career (a 17-game streak from 4/29-5/15/14 and a 12-game streak from 9/23/10-4/1/11).
- ▶ Notched his 33rd career multi-HR game on 4/23 at Cleveland, hitting solo HRs in the third and fifth innings...with his homers having exit velocities of 118.0 and 115.7 mph, respectively, became the first player in the Statcast Era (since 2015) with multiple HRs of at least 115.0 mph in the same game...his 118.0 mph HR in the third inning was the fourth-hardest-hit HR in the Majors this season...was his first multi-HR game since 9/27/18 at Tampa Bay.
- ▶ Recorded 20H and 4HR over an eight-game span from 4/27-5/6...according to *Elias*, was the third player (sixth time) in Yankees history with at least 20H and 4HR over an eight-game span, joining DJ LeMahieu (20H, 4HR from 6/20-30/19) and Lou Gehrig (20H, 6HR from 6/15-23-G2/31; 20H, 6HR from 6/14-23-G1/31; 20H, 5HR from 6/9-17/30; 20H, 4HR from 6/7-14/30).
- ▶ Recorded at least 3H in a career-high three straight games from 4/28-30...was the first Yankee with three-or-more hits over three straight games played since Gio Urshela from 8/12 (G1)-13/19...recorded at least 3H in five of six games from 4/28-5/5...was the first Yankee to record at least 3H in five of the Yankees' first 30 games of a season since Jacoby Ellsbury in 2014 (six).
- ▶ Recorded a season-high 4H on 5/4 vs. Houston...marked his 12th career game with at least 4H and his first since 9/17/20 vs. Toronto...his fifth-inning double was his 250th career double.
- ▶ Homered in three straight games from 5/4-6...marked the first time he homered in at least three consecutive games since a three-game stretch from 8/7-9/18.
- ▶ Hit a "walk-off" single in the ninth on 5/9 vs. Washington...was his seventh career "walk-off" hit and second with the Yankees (also a "walk-off" HR on 6/20/18 vs. Seattle).
- ▶ Was placed on the 10-day injured list on 5/17 (retroactive to 5/14) with a left quad strain...was reinstated on 5/28, missing 13 team games.
- ▶ Snapped an 0-for-16 stretch with a first-inning single on 6/2 vs. Tampa Bay.
- ▶ Recorded his 34th career multi-HR game and second of the season on 6/9 at Minnesota, hitting a three-run HR in the third and a two-run HR in the fifth (also 2HR on 4/23 at Cleveland)...also hit a double in the first inning...his 3XBH tied his career high (10th time, first since 6/24/18 at Tampa Bay)...both of his home runs came on an 0-2 pitch...according to *Elias*, he is the only Yankee to do so since 2000...also tied his career high with 5RBI (sixth time, first since 8/25/17 vs. San Diego with Miami).
- ▶ Walked multiple times in consecutive games from 6/22-23 vs. Kansas City for the eighth time in his career and first time since a three-game stretch from 3/28-31/19.
- ▶ Reached base a season-high-tying four times on 6/23 vs. Kansas City...his 3BB set a season high (also 6/29 vs. Los Angeles-AL) and were his most since 3/31/19 vs. Baltimore.
- ▶ Drove in at least 1R in four straight games from 7/18-22, his longest stretch since 9/26-29/18 (also 4G).
- ▶ Snapped an 0-for-15 stretch with a fifth-inning single on 7/20 vs. Philadelphia.



- ▶ Made his first appearance of the season in the outfield on 7/30 at Miami and his first appearance since 9/28/19 at Texas.
- ▶ Recorded a season-high 23-game on-base streak from 8/2-27...batted .329/.421/.671 (27-for-82) with 16R, 4 doubles, 8HR, 21RBI, 11BB and 2HP over that span...was the second-longest on-base streak of his career, trailing only his career-long 27-game stretch from 7/24-8/22 (G2)/17.
- ▶ Recorded multiple hits in a career-high five straight games from 8/3-7 (previous: four games, five times).
- ▶ Reached base multiple times in a season-high six straight games from 8/3-8...was his longest streak since his career-high eight-game streak from 9/25/18-3/31/19 (final 5G of 2018 and first 3G of 2019)...batted .455/.538/.636 (10-for-22) with 6R, 1 double, 1HR, 8RBI, 3BB and 1HP in that span.
- ▶ Hit a go-ahead, two-run HR in the ninth on 8/12 in the "Field of Dreams" game in Iowa at Chicago-AL...marked his 11th career HR (and third as a Yankee) that put his team in the lead in the ninth inning or later (first since a two-run HR in the 10th inning on 8/7/18 at Chicago-AL).
- ▶ Hit 17HR in his final 41 games from 8/17 (G2)-10/3, the third-most HR in the Majors in that span, trailing only Kansas City's Salvador Perez (18HR) and Toronto's Marcus Semien (18HR).
- ▶ Hit his 20th HR of the season on 8/19 vs. Minnesota, reaching the 20HR plateau for the 10th time in his career... joined Nelson Cruz (11) as the only two players to record 10 such seasons since 2010.
- ▶ Drove in 38 runs over his final 37 games from 8/21-10/3.
- ▶ Homered in a four straight games from 8/23-27...marked the third time in his career he homered in at least four consecutive games (also 6G from 8/10-15/17 and 4G from 8/14-17/11).
- ▶ Stanton and Aaron Judge both hit 10HR in September, the most by a Yankee in a single calendar month since Luke Voit hit 11HR in August 2020...it marked the ninth time in franchise history the Yankees had two players hit double-digit home runs in a single calendar month: Curtis Granderson (10HR) and Mark Teixeira (10HR) in May 2011, Joe Pepitone (10HR) and Mickey Mantle (10HR) in July 1966, Roger Maris (13HR) and Mickey Mantle (14HR) in July 1961, Roger Maris (15HR) and Mickey Mantle (11HR) in June 1961, Roger Maris (14HR) and Mickey Mantle (12HR) in June 1960, Hank Bauer (10HR) and Mickey Mantle (16HR) in May 1956, Lou Gehrig (11HR) and Babe Ruth (10HR) in July 1931, and Lou Gehrig (10HR) and Babe Ruth (15HR) in June 1930.
- ▶ Hit a "walk-off" single in the 11th on 9/3 vs. Baltimore, his eighth career "walk-off" hit and his second of the season (also a "walk-off" single on 5/9 vs. Washington)...according to Statcast, his "walk-off" single had an exit velocity of 121.1 mph, tied for the fourth-hardest base hit in the Statcast Era (since 2015) and the hardest base hit this season.
- ▶ Hit 9HR in a 15-game span from 9/12-28, the most in the Majors over that stretch.
- ▶ His single in the seventh on 9/16 at Baltimore had an exit velocity of 120.3 mph, the second-hardest base hit in the Majors this season.
- ▶ Homered in back-to-back games from 9/17-18 vs. Cleveland.
- ▶ Was named the AL "Player of the Week" for 9/20-26 after hitting .409/.440/1.000 (9-for-22) with 4R, 1 double, 4HR, 13RBI, 2BB and 1SF in six games...he led the AL in home runs, RBI, SLG and OPS (1.440), tied for the AL lead in extra-base hits (5) and ranked third in BA...it was his eighth career weekly award and first as a Yankee.
- ▶ Drove in 10 of the Yankees' 19R during their three-game set at Boston from 9/24-26...was just the second Yankee in franchise history to record at least 10RBI in a three-game series vs. Boston, joining Mickey Mantle who recorded 10RBI vs. Boston from 5/21-23/54...Stanton is the only Yankee to do so at Fenway Park...was just the second Yankee since 2006 to record at least 10RBI in a three-game series, joining Didi Gregorius who notched 10RBI from 7/22-24/19 at Minnesota...also hit 3HR in that series at Fenway...was the first Yankee to hit at least 3HR in a three-game series at Fenway since Mark Teixeira hit 3HR in three games at Boston in May of 2010.
- ▶ Homered in a season-high-tying four straight games from 9/24-28...marked the fourth time in his career and the second time this season that he homered in four straight games: also 6G from 8/10-15/17, 4G from 8/23-27/21 and 4G from 8/14-17/11...also recorded multiple RBI in a career-high four straight games from 9/24-28 (previous: 3G from 8/11-13/10)...marked the longest such streak by a Yankee since Mike Tauchman's five-game streak from 7/31-8/6/19...recorded at least 4RBI in back-to-back games from 9/24-25 for the first time in his career...was the second Yankee this season to accomplish the feat, joining Aaron Judge (also 2G from 8/12-14).
- ▶ Recorded 4HR and 13RBI over 4G from 9/24-28...according to *Elias*, became just the third Yankees since 1920 to record at least 4HR and 13RBI over a 4G span in September, joining George Selkirk (5HR/13RBI in 1940) and Babe Ruth (4HR/13RBI in 1929).
- ▶ Hit a go-ahead grand slam in the eighth inning on 9/25 at Boston...was the first Yankee to hit a go-ahead grand slam in the eighth inning or later since Gary Sánchez in Game 2 on 8/30/20 vs. the Mets (also eighth inning) and was the first to do so vs. the Red Sox since Mark Teixeira's "walk-off" grand slam in the ninth inning on 9/28/16...was only the third Yankee in franchise history to hit a go-ahead grand slam in the eighth inning or later at Fenway Park, joining Johnny Blanchard (ninth inning on 7/21/61) and Joe DiMaggio (10th inning on 9/10/48).
- ▶ Went 3-for-4 with 1R, 1HR and 1RBI in the AL Wild Card Game at Boston...hit a solo HR in the ninth inning, his ninth career postseason HR...his 9HR through his first 18 career postseason games are tied with Carlos Beltrán for the most by any Major League player.
- ▶ Hit .314 (11-for-35) with 2R, 3 doubles, 1HR, 6RBI and 6BB in 13 spring training games.



**PERSONAL**

- ▶ Full name is Giancarlo Cruz-Michael Stanton (“jawn-KAHR-loh”).
- ▶ Donated his game day salary on Jackie Robinson Day in 2021 to support The Players Alliance.
- ▶ Was named the Yankees’ nominee for the 2020 Roberto Clemente Award, presented annually to the Major Leaguer who best represents the game of baseball through extraordinary character, community involvement, philanthropy and positive contributions, both on and off the field...was his second career nomination (also 2016 with Miami)...during the COVID-19 pandemic, assisted healthcare workers and first responders on the front lines by donating face shields designed to be used in conjunction with N95 masks to help prevent the spread of disease...teamed up with Voodoo Manufacturing, a Brooklyn-based company that repurposed their production facilities to create items in support against COVID-19...together, they donated a combined 15,000 face shields to hospitals most in need across the greater New York City and Los Angeles area...the chosen hospitals predominantly serve African-American and Latino communities, many of which were hit the hardest by COVID-19...in addition, Stanton partnered with Six Star Pro Nutrition to donate approximately 20,000 units (more than 180,000 servings) of whey protein isolate and clean protein shakes to the Fire Department of NY, Miami-Dade Fire Rescue Department and the Boys and Girls Clubs of Los Angeles (Watts-Willowbrook and West San Gabriel Valley).
- ▶ Following the 2020 season, was tabbed by the New York Chapter of the BBWAA as the winner of the Joan Payson / Shannon Forde Award for Community Service.
- ▶ Graduated from Notre Dame H.S. (Calif.) in 2007...earned All-Southern Section honors in baseball, football and basketball as a senior...was named the 2007 Cal-Hi Sports Boys State Athlete of the Year.
- ▶ Following his 2014 dental surgery after being hit in the face by a pitch, co-founded the All-Star Smiles Foundation to fight child tooth decay by providing free dental care to children in need...the foundation held events in 2015 and 2016, and has assisted approximately 1,000 Miami-area children to date.
- ▶ Was on a cover of *Sports Illustrated* in March 2018 with teammate Aaron Judge.
- ▶ Appeared on the *Tonight Show Starring Jimmy Fallon* in May 2018...also appeared on the *TODAY Show* in June 2018 to help launch the Yankees’ 10th annual HOPE Week.

**Stanton’s Career Batting Record**

| Year                       | Team           | AVG         | G           | AB          | R          | H           | 2B         | 3B        | HR         | RBI        | SH       | SF        | HP        | BB         | SO          | SB        | CS        | E         | OBP         | SLG         |
|----------------------------|----------------|-------------|-------------|-------------|------------|-------------|------------|-----------|------------|------------|----------|-----------|-----------|------------|-------------|-----------|-----------|-----------|-------------|-------------|
| 2007                       | GCL Marlins    | .269        | 8           | 26          | 6          | 7           | 2          | 0         | 0          | 1          | 0        | 1         | 1         | 6          | 0           | 0         | 0         | 0         | .321        | .346        |
|                            | Jamestown      | .067        | 9           | 30          | 2          | 1           | 0          | 1         | 2          | 1          | 0        | 3         | 15        | 0          | 0           | 0         | 0         | 0         | .147        | .200        |
| 2008                       | Greensboro     | .293        | 125         | 468         | 89         | 137         | 26         | 3         | 39         | 97         | 0        | 3         | 11        | 58         | 153         | 4         | 2         | 5         | .381        | .611        |
| 2009                       | Jupiter        | .294        | 50          | 180         | 27         | 53          | 9          | 3         | 12         | 39         | 0        | 1         | 1         | 28         | 45          | 2         | 2         | 3         | .390        | .578        |
|                            | Jacksonville   | .231        | 79          | 299         | 49         | 69          | 15         | 2         | 16         | 53         | 0        | 5         | 6         | 31         | 99          | 1         | 1         | 7         | .311        | .455        |
| 2010                       | Jacksonville   | .313        | 53          | 192         | 42         | 60          | 13         | 2         | 21         | 52         | 0        | 2         | 2         | 44         | 53          | 1         | 0         | 0         | .442        | .729        |
|                            | FLORIDA        | .259        | 100         | 359         | 45         | 93          | 21         | 1         | 22         | 59         | 0        | 1         | 2         | 34         | 123         | 5         | 2         | 4         | .326        | .507        |
| 2011                       | FLORIDA        | .262        | 150         | 516         | 79         | 135         | 30         | 5         | 34         | 87         | 0        | 6         | 9         | 70         | 166         | 5         | 5         | 6         | .356        | .537        |
| 2012                       | MIAMI - a      | .290        | 123         | 449         | 75         | 130         | 30         | 1         | 37         | 86         | 0        | 1         | 5         | 46         | 143         | 6         | 2         | 7         | .361        | .608        |
|                            | Jupiter        | .313        | 4           | 16          | 2          | 5           | 1          | 0         | 2          | 5          | 0        | 0         | 0         | 1          | 0           | 0         | 1         | 0         | .317        | .750        |
| 2013                       | MIAMI - b      | .249        | 116         | 425         | 62         | 106         | 26         | 0         | 24         | 62         | 0        | 1         | 4         | 74         | 140         | 1         | 0         | 8         | .365        | .480        |
|                            | Jupiter        | .000        | 5           | 15          | 0          | 0           | 0          | 0         | 0          | 0          | 0        | 0         | 2         | 5          | 1           | 0         | 0         | 0         | .118        | .000        |
| 2014                       | MIAMI          | .288        | 145         | 539         | 89         | 155         | 31         | 1         | 37         | 105        | 0        | 2         | 3         | 94         | 170         | 13        | 1         | 6         | .395        | .555        |
| 2015                       | MIAMI - c      | .265        | 74          | 279         | 47         | 74          | 12         | 1         | 27         | 67         | 0        | 3         | 2         | 34         | 95          | 4         | 2         | 3         | .346        | .606        |
|                            | Jupiter        | .000        | 1           | 2           | 0          | 0           | 0          | 0         | 0          | 0          | 0        | 0         | 1         | 1          | 0           | 0         | 0         | 0         | .333        | .000        |
| 2016                       | MIAMI - d      | .240        | 119         | 413         | 56         | 99          | 20         | 1         | 27         | 74         | 0        | 2         | 4         | 50         | 140         | 0         | 0         | 4         | .326        | .489        |
| 2017                       | MIAMI - e      | .281        | 159         | 597         | 123        | 168         | 32         | 0         | 59         | 132        | 0        | 3         | 7         | 85         | 163         | 2         | 2         | 4         | .376        | .631        |
| 2018                       | YANKEES        | .266        | 158         | 617         | 102        | 164         | 34         | 1         | 38         | 100        | 0        | 10        | 8         | 70         | 211         | 5         | 0         | 1         | .343        | .509        |
| 2019                       | YANKEES - f, g | .288        | 18          | 59          | 8          | 17          | 3          | 0         | 3          | 13         | 0        | 1         | 0         | 12         | 24          | 0         | 0         | 0         | .403        | .492        |
|                            | Tampa          | .500        | 3           | 10          | 4          | 5           | 0          | 0         | 4          | 5          | 0        | 0         | 0         | 3          | 0           | 0         | 0         | 0         | .500        | 1.700       |
|                            | Scranton/WB    | .091        | 3           | 11          | 1          | 1           | 0          | 0         | 1          | 3          | 0        | 0         | 0         | 7          | 0           | 0         | 0         | 0         | .091        | .364        |
| 2020                       | YANKEES - h    | .250        | 23          | 76          | 12         | 19          | 7          | 0         | 4          | 11         | 0        | 0         | 2         | 15         | 27          | 1         | 1         | 0         | .387        | .500        |
| 2021                       | YANKEES - i    | .273        | 139         | 510         | 64         | 139         | 19         | 0         | 35         | 97         | 0        | 3         | 3         | 63         | 157         | 0         | 0         | 1         | .354        | .516        |
| <b>Minor League Totals</b> |                | <b>.271</b> | <b>340</b>  | <b>1249</b> | <b>222</b> | <b>339</b>  | <b>67</b>  | <b>10</b> | <b>96</b>  | <b>257</b> | <b>1</b> | <b>12</b> | <b>21</b> | <b>168</b> | <b>388</b>  | <b>9</b>  | <b>5</b>  | <b>16</b> | <b>.364</b> | <b>.572</b> |
| <b>AL Totals</b>           |                | <b>.269</b> | <b>338</b>  | <b>1262</b> | <b>186</b> | <b>339</b>  | <b>63</b>  | <b>1</b>  | <b>80</b>  | <b>221</b> | <b>0</b> | <b>14</b> | <b>13</b> | <b>160</b> | <b>419</b>  | <b>6</b>  | <b>1</b>  | <b>3</b>  | <b>.353</b> | <b>.510</b> |
| <b>NL Totals</b>           |                | <b>.268</b> | <b>986</b>  | <b>3577</b> | <b>576</b> | <b>960</b>  | <b>202</b> | <b>10</b> | <b>267</b> | <b>672</b> | <b>0</b> | <b>19</b> | <b>36</b> | <b>487</b> | <b>1140</b> | <b>36</b> | <b>14</b> | <b>42</b> | <b>.360</b> | <b>.554</b> |
| <b>Major League Totals</b> |                | <b>.268</b> | <b>1324</b> | <b>4839</b> | <b>762</b> | <b>1299</b> | <b>265</b> | <b>11</b> | <b>347</b> | <b>893</b> | <b>0</b> | <b>33</b> | <b>49</b> | <b>647</b> | <b>1559</b> | <b>42</b> | <b>15</b> | <b>45</b> | <b>.358</b> | <b>.543</b> |

Selected by the Florida Marlins in the second round of the 2007 First-Year Player Draft.

- a – Placed on the 15-day disabled list from July 8 – August 7, 2012 after undergoing arthroscopic surgery to remove loose bodies from his right knee.
- b – Placed on the 15-day disabled list from April 30 – June 10, 2013 with a right hamstring strain.
- c – Placed on the 15-day disabled list from June 27 – October 5, 2015 with a left hamate bone fracture.
- d – Placed on the 15-day disabled list from August 14 – September 6, 2016 with a left groin strain.
- e – Acquired by the Yankees from the Miami Marlins along with cash considerations in exchange for 2B Starlin Castro, RHP Jorge Guzman and INF Jose Devers on December 11, 2017.
- f – Placed on the 10-day injured list from April 1 - June 18, 2019 with a left biceps strain.
- g – Placed on the 10-day injured list on June 26, 2019 with a right knee sprain...was transferred to the 60-day injured list on August 11 and reinstated on September 18, 2019.
- h – Placed on the 10-day injured list from August 9 - September 15, 2020 with a left hamstring strain.
- i – Placed on the 10-day injured list from May 17 (retroactive to May 14) - May 28, 2021 with a left quad strain.



## Stanton's Postseason Record

| Year                     | Club vs. Opp.           | AVG         | G         | AB        | R         | H         | 2B       | 3B       | HR       | RBI       | SH       | SF       | HP       | BB       | SO        | SB       | CS       | E        | OBP         | SLG          |
|--------------------------|-------------------------|-------------|-----------|-----------|-----------|-----------|----------|----------|----------|-----------|----------|----------|----------|----------|-----------|----------|----------|----------|-------------|--------------|
| 2018                     | NY Yankees vs. OAK (WC) | .333        | 1         | 3         | 2         | 1         | 0        | 0        | 1        | 1         | 0        | 0        | 0        | 1        | 1         | 1        | 0        | 0        | .500        | 1.333        |
|                          | NY Yankees vs. BOS (DS) | .222        | 4         | 18        | 2         | 4         | 0        | 0        | 0        | 0         | 0        | 0        | 0        | 0        | 6         | 0        | 0        | 0        | .222        | .222         |
| 2019                     | NY Yankees vs. MIN (DS) | .167        | 3         | 6         | 0         | 1         | 0        | 0        | 0        | 1         | 0        | 1        | 0        | 4        | 2         | 0        | 0        | 0        | .455        | .167         |
|                          | NY Yankees vs. HOU (CS) | .286        | 2         | 7         | 1         | 2         | 0        | 0        | 1        | 1         | 0        | 0        | 0        | 0        | 3         | 0        | 0        | 0        | .286        | .714         |
| 2020                     | NY Yankees vs. CLE (WC) | .286        | 2         | 7         | 3         | 2         | 0        | 0        | 2        | 3         | 0        | 1        | 0        | 2        | 3         | 0        | 0        | 0        | .400        | 1.143        |
|                          | NY Yankees vs. TB (DS)  | .316        | 5         | 19        | 4         | 6         | 1        | 0        | 4        | 10        | 0        | 0        | 0        | 2        | 7         | 0        | 0        | 0        | .381        | 1.000        |
| 2021                     | NY Yankees vs. BOS (WC) | .750        | 1         | 4         | 1         | 3         | 0        | 0        | 1        | 1         | 0        | 0        | 0        | 0        | 1         | 0        | 0        | 0        | .750        | 1.500        |
| <b>Wild Card Totals</b>  |                         | <b>.429</b> | <b>4</b>  | <b>14</b> | <b>6</b>  | <b>6</b>  | <b>0</b> | <b>0</b> | <b>4</b> | <b>5</b>  | <b>0</b> | <b>1</b> | <b>0</b> | <b>3</b> | <b>5</b>  | <b>1</b> | <b>0</b> | <b>0</b> | <b>.500</b> | <b>1.286</b> |
| <b>LDS Totals</b>        |                         | <b>.256</b> | <b>12</b> | <b>43</b> | <b>6</b>  | <b>11</b> | <b>1</b> | <b>0</b> | <b>4</b> | <b>11</b> | <b>0</b> | <b>1</b> | <b>0</b> | <b>6</b> | <b>15</b> | <b>0</b> | <b>0</b> | <b>0</b> | <b>.340</b> | <b>.558</b>  |
| <b>LCS Totals</b>        |                         | <b>.286</b> | <b>2</b>  | <b>7</b>  | <b>1</b>  | <b>2</b>  | <b>0</b> | <b>0</b> | <b>1</b> | <b>1</b>  | <b>0</b> | <b>0</b> | <b>0</b> | <b>0</b> | <b>3</b>  | <b>0</b> | <b>0</b> | <b>0</b> | <b>.286</b> | <b>.714</b>  |
| <b>POSTSEASON TOTALS</b> |                         | <b>.297</b> | <b>18</b> | <b>64</b> | <b>13</b> | <b>19</b> | <b>1</b> | <b>0</b> | <b>9</b> | <b>17</b> | <b>0</b> | <b>2</b> | <b>0</b> | <b>9</b> | <b>23</b> | <b>1</b> | <b>0</b> | <b>0</b> | <b>.373</b> | <b>.734</b>  |

## Stanton's All-Star Game Record

| Year                        | Club, Site       | AVG         | G        | AB       | R        | H        | 2B       | 3B       | HR       | RBI      | SH       | SF       | HP       | BB       | SO       | SB       | CS       | E        | OBP         | SLG         |
|-----------------------------|------------------|-------------|----------|----------|----------|----------|----------|----------|----------|----------|----------|----------|----------|----------|----------|----------|----------|----------|-------------|-------------|
| 2012                        | MIA, Kansas City |             |          |          |          |          |          |          |          |          |          |          |          |          |          |          |          |          |             |             |
|                             |                  |             |          |          |          |          |          |          |          |          |          |          |          |          |          |          |          |          |             |             |
| 2014                        | MIA, Minnesota   | .000        | 1        | 3        | 0        | 0        | 0        | 0        | 0        | 0        | 0        | 0        | 0        | 0        | 1        | 0        | 0        | 0        | .000        | .000        |
| 2015                        | MIA, Cincinnati  |             |          |          |          |          |          |          |          |          |          |          |          |          |          |          |          |          |             |             |
|                             |                  |             |          |          |          |          |          |          |          |          |          |          |          |          |          |          |          |          |             |             |
| 2017                        | MIA, Miami       | .000        | 1        | 3        | 0        | 0        | 0        | 0        | 0        | 0        | 0        | 0        | 0        | 0        | 2        | 0        | 0        | 0        | .000        | .000        |
| <b>All-Star Game Totals</b> |                  | <b>.000</b> | <b>2</b> | <b>6</b> | <b>0</b> | <b>0</b> | <b>0</b> | <b>0</b> | <b>0</b> | <b>0</b> | <b>0</b> | <b>0</b> | <b>0</b> | <b>0</b> | <b>3</b> | <b>0</b> | <b>0</b> | <b>0</b> | <b>.000</b> | <b>.000</b> |

## Stanton's World Baseball Classic Record

| Year              | Country, Site | AVG         | G         | AB        | R        | H        | 2B       | 3B       | HR       | RBI      | SH       | SF       | HP       | BB       | SO        | SB       | CS       | E        | OBP         | SLG         |
|-------------------|---------------|-------------|-----------|-----------|----------|----------|----------|----------|----------|----------|----------|----------|----------|----------|-----------|----------|----------|----------|-------------|-------------|
| 2013              | USA, Miami    | .235        | 5         | 17        | 0        | 4        | 0        | 0        | 0        | 1        | 0        | 0        | 0        | 4        | 3         | 0        | 0        | 0        | .381        | .235        |
| 2017              | USA, Miami    | .227        | 7         | 22        | 3        | 5        | 2        | 0        | 1        | 4        | 0        | 0        | 1        | 2        | 10        | 0        | 0        | 0        | .320        | .455        |
| <b>WBC Totals</b> |               | <b>.231</b> | <b>12</b> | <b>39</b> | <b>3</b> | <b>9</b> | <b>2</b> | <b>0</b> | <b>1</b> | <b>5</b> | <b>0</b> | <b>0</b> | <b>1</b> | <b>6</b> | <b>13</b> | <b>0</b> | <b>0</b> | <b>0</b> | <b>.348</b> | <b>.359</b> |

## Stanton's Career Fielding Record

| Position | PCT  | G     | PO    | A  | E  | TC    | DP |
|----------|------|-------|-------|----|----|-------|----|
| Outfield | .980 | 1,053 | 2,170 | 66 | 45 | 2,281 | 9  |

## Stanton's Career Home Run Chart

**MULTI-HOMER GAMES:** 34. **TWO-HOMER GAMES:** 34, last on 6/9/21 at MIN. **THREE-HOMER GAMES:** None. **GRAND SLAMS:** 9, last on 9/25/21 at BOS (Darwinzon Hernandez). **PINCH-HIT HR:** None. **INSIDE-THE-PARK HR:** None. **"WALK-OFF" HR:** 4, last on 6/20/18 vs. SEA (Ryan Cook). **LEADOFF HR:** None.

## Stanton's Career Bests and Streaks

**HITS:** 5 - 2 times (last on 6/24/18 at TB). **RUNS:** 4, 7/9/17 at SF. **2B:** 3, 5/20/17 at LAD. **3B:** 1 - 11 times (last on 4/11/18 at BOS). **HR:** 2 - 34 times (last on 6/9/21 at MIN). **RBI:** 5 - 6 times (last on 6/9/21 at MIN). **BB:** 4, 9/19/17 vs. NYM. **SO:** 5 - 2 times (last on 4/8/18 vs. BAL). **SB:** 1 - 42 times (last on 8/3/20 vs. PHI). **HIT STREAK:** 17g, 4/29-5/15/14. **"WALK-OFF" HITS:** 8, last on 9/3/21 vs. BAL (single).

**Player of the Month:** 3 times (Last: August 2017) **Player of the Week:** 8 times (Last: 9/20-26/21) **Rookie of the Month:** None



# JAMESON TAILLON • RHP



# 50

**HT:** 6-5 • **WT:** 230 • **BATS:** R • **THROWS:** R  
**BIRTHDATE:** 11/18/91 • **OPENING DAY AGE:** 29  
**BIRTHPLACE:** Winter Haven, Fla.  
**RESIDES:** The Woodlands, Tex.  
**M.L. SERVICE:** 5 years, 110 days

## STATUS

- ▶ Acquired by the Yankees from the Pittsburgh Pirates in exchange for RHP Roansy Contreras, INF Maikol Escotto, OF Canaan Smith and RHP Miguel Yajure on January 24, 2021.

## CAREER NOTES

- ▶ Among National Leaguers with at least 450.0IP from 2016-20, ranked ninth with a 1.66 ground ball to fly ball ratio, 10th with a 32.7% outside the zone swing percentage, 11th with a 48.2% ground ball rate and 14th with a 19.5% soft contact rate (FanGraphs).
- ▶ Has made four Opening Day rosters (2017-19 with Pittsburgh and 2021 with the Yankees).

## 2021

- ▶ In his first season with the Yankees, went 8-6 with a 4.30 ERA (144.1IP, 130H, 73R/69ER, 44BB, 140K, 24HR) in 29 starts...opponents hit .238 (130-for-547, 24HR); LH .225 (52-for-232, 12HR); RH .247 (78-for-316, 12HR).
- ▶ Went 5-2 with a 3.26 ERA (80.0IP, 29ER) and 77K in 15 home starts...allowed 3ER-or-fewer in 14-of-15 home starts and 2ER-or-fewer in nine of those starts...was 3-4 with a 5.60 ERA (64.1IP, 40ER) in 14 starts on the road.
- ▶ Went 7-2 with a 3.44 ERA (86.1IP, 33ER) in his final 16 starts of the season (6/24-9/28) after going 1-4 with a 5.59 ERA (58.0IP, 36ER) in his first 13 starts of the season (4/7-6/18).
- ▶ Received 3R-or-fewer of support in 21 of his 29 starts and 2R-or-fewer in 15 of those starts.
- ▶ Allowed 3R-or-fewer in 21 of his 29 starts.
- ▶ Made his Yankees debut and first career start at Yankee Stadium on 4/7 vs. Baltimore (ND, 4.2IP, 3H, 2ER, 0BB, 7K, 2HR)...was his first Major League appearance since 5/1/19...retired his first nine batters faced before a Mullins solo HR to lead off the fourth inning.
- ▶ Earned his first win as a Yankee on 5/1 vs. Detroit (5.0IP, 3H, 1ER, 3BB, 8K, 1HR)...marked his first win in the Majors in exactly two years (first since 5/1/19 at Texas with Pittsburgh).
- ▶ Was winless in eight straight starts from 5/7-6/18, the second-longest of his career (nine games from 4/14-5/27/18).
- ▶ Recorded 9K in just 4.2IP on 5/13 at Tampa Bay, becoming only the sixth Yankees pitcher (seventh time) in franchise history to notch at least 9K without completing 5.0IP...joined Gerrit Cole (10K in 4.2IP on 8/8/20-G1 at Tampa Bay), James Paxton (9K in 4.0IP on 7/26/19 at Boston), Masahiro Tanaka (9K in 4.2IP on 8/5/18 at Boston and 10K in 4.0IP on 6/17/17 at Oakland), David Phelps (9K in 4.0IP on 4/26/13 vs. Toronto) and Jay Howell (9K in 4.2IP on 4/6/83 at Seattle)...marked his most strikeouts since he set a career high with 11K on 9/18/18 vs. Kansas City.
- ▶ Tossed his first scoreless start of the season on 5/23 vs. Chicago-AL (ND, 5.0IP, 2H, 2BB, 4K, 1HP)...marked his first scoreless start since 9/18/18 vs. Kansas City...allowed just 2H, his fewest in a start since allowing 1H in 3.0IP on 5/11/18 vs. San Francisco...was the first time he allowed 2H-or-fewer in a start of at least 5.0IP since 4/8/18 vs. Cincinnati (1H in 9.0IP).
- ▶ Went undefeated in a career-high 15 straight starts from 6/5-8/26 after going 1-4 in his first 10 starts of the season (4/7-5/31)...his 15-start undefeated streak was tied with CC Sabathia's 15-start streak from 8/19/17-5/10/18 for the second-longest such streak by a Yankee since 2002, trailing only Iván Nova's 20-start streak from 6/10/11-4/27/12...was 7-0 with a 3.63 ERA (79.1IP, 32ER) over that stretch.
- ▶ Recorded just one out in his start on 6/12 at Philadelphia (0.1IP, 5H, 4ER, 1BB, 0K)...was the shortest start of his career and the shortest by a Yankee since Chad Green on 8/15/19 vs. Cleveland (0.1IP, 4H, 5ER, 1BB, 1K, 2HR)
- ▶ The Yankees went 10-1 in his 11 starts from 6/24-8/26.
- ▶ Won three straight starts from 6/24-7/6 after going winless in his previous eight (5/7-6/18)...marked the first time he has won three straight starts since winning four straight starts from 8/25-9/12/18...also won three consecutive starts from 7/18-30, winning six of his seven starts from 6/24-7/20...posted a 2.11 ERA (42.1P, 10ER) over that seven-game stretch.
- ▶ Posted a career-long seven-game winning streak from 6/24-8/19, posting a 2.48 ERA (65.1IP, 18ER) in that 11-game stretch.



### TAILLON'S 2021 PITCHING LINES

| Date/Opp             | Score    | W/L | IP         | H            | R          | ER        | HR        | BB        | K         | NP/S          | ERA         | Left Game    |             |
|----------------------|----------|-----|------------|--------------|------------|-----------|-----------|-----------|-----------|---------------|-------------|--------------|-------------|
| 4/7 vs. BAL          | 3-4 (11) | ND  | 4.2        | 3            | 2          | 2         | 2         | 0         | 7         | 74/47         | 3.86        | Trailing 2-1 |             |
| 4/13 at TOR          | 3-7      | L   | 3.2        | 8            | 5          | 5         | 1         | 1         | 3         | 84/59         | 7.56        | Trailing 5-0 |             |
| 4/20 vs. ATL*        | 3-1      | ND  | 5.0        | 4            | 1          | 1         | 0         | 1         | 5         | 80/55         | 5.40        | Tied 1-1     |             |
| 4/25 at CLE          | 3-7      | L   | 4.0        | 5            | 4          | 4         | 1         | 0         | 6         | 82/58         | 6.23        | Trailing 4-3 |             |
| 5/1 vs. DET          | 6-4      | W   | 5.0        | 3            | 1          | 1         | 1         | 3         | 8         | 79/52         | 5.24        | Leading 2-1  |             |
| 5/7 vs. WAS*         | 4-11     | ND  | 6.1        | 3            | 3          | 3         | 2         | 1         | 5         | 99/61         | 5.02        | Tied 3-3     |             |
| 5/13 at TB           | 1-9      | L   | 4.2        | 6            | 4          | 4         | 1         | 2         | 9         | 95/64         | 5.40        | Trailing 4-0 |             |
| 5/18 at TEX*         | 7-4      | ND  | 4.1        | 6            | 4          | 4         | 1         | 2         | 3         | 76/50         | 5.73        | Leading 5-4  |             |
| 5/23 vs. CWS         | 5-4      | ND  | 5.0        | 2            | 0          | 0         | 0         | 2         | 4         | 80/51         | 5.06        | Leading 3-0  |             |
| 5/31 vs. TB*         | 1-3      | L   | 5.0        | 5            | 3          | 3         | 1         | 3         | 5         | 85/51         | 5.10        | Trailing 3-0 |             |
| 6/5 vs. BOS*         | 3-7      | ND  | 5.1        | 6            | 3          | 3         | 0         | 1         | 3         | 76/54         | 5.09        | Tied 2-2     |             |
| 6/12 at PHI*         | 7-8      | ND  | 0.1        | 5            | 4          | 4         | 0         | 1         | 0         | 34/24         | 5.74        | Trailing 4-0 |             |
| 6/18 vs. OAK         | 3-5      | ND  | 4.2        | 4            | 2          | 2         | 1         | 1         | 5         | 76/50         | 5.59        | Tied 2-2     |             |
| 6/24 vs. KC          | 8-1      | W   | 6.1        | 5            | 1          | 1         | 0         | 2         | 6         | 96/66         | 5.18        | Leading 7-1  |             |
| 6/29 vs. LAA*        | 11-5     | W   | 5.1        | 9            | 5          | 5         | 3         | 1         | 4         | 83/59         | 5.43        | Leading 10-5 |             |
| 7/6 at SEA           | 12-1     | W   | <b>7.0</b> | 4            | 1          | 1         | 0         | 1         | 9         | <b>101/67</b> | 5.05        | Leading 12-1 |             |
| 7/11 at HOU          | 7-8      | ND  | 6.0        | 3            | 2          | 2         | 2         | 2         | 4         | 85/54         | 4.90        | Leading 4-2  |             |
| 7/18 vs. BOS         | 9-1      | W   | 5.1        | 4            | 0          | 0         | 0         | 0         | 2         | 3             | 91/56       | 4.60         | Leading 3-0 |
| 7/24 at BOS*         | 4-3      | W   | <b>7.0</b> | 4            | 3          | 1         | 0         | 3         | 4         | 100/63        | 4.36        | Leading 4-3  |             |
| 7/30 at MIA*         | 3-1      | W   | 5.2        | 5            | 0          | 0         | 0         | 2         | 5         | 98/65         | 4.11        | Leading 1-0  |             |
| 8/4 vs. BAL          | 10-3     | ND  | 6.1        | 4            | 3          | 2         | 1         | 1         | 10        | 90/61         | 4.04        | Tied 3-3     |             |
| 8/9 at KC*           | 8-6 (11) | ND  | 6.0        | 4            | 1          | 0         | 0         | 2         | 4         | 87/55         | 3.82        | Leading 1-0  |             |
| 8/14 at CWS*         | 7-5 (10) | ND  | 5.0        | 7            | 3          | 3         | 1         | 1         | 4         | 93/59         | 3.89        | Tied 3-3     |             |
| 8/19 vs. MIN         | 7-5      | W   | 5.1        | 5            | 3          | 3         | 1         | 0         | 5         | 81/55         | 3.94        | Leading 6-3  |             |
| 8/26 at OAK          | 7-6      | ND  | 3.2        | 4            | 5          | 5         | 2         | 3         | 4         | 78/47         | 4.18        | Leading 6-5  |             |
| 8/31 at LAA*         | 4-6      | L   | 4.2        | 5            | <b>6</b>   | <b>6</b>  | 1         | 2         | 6         | 92/63         | 4.44        | Trailing 5-2 |             |
| 9/6 vs. TOR*         | 0-8      | L   | <b>7.0</b> | 4            | 3          | 3         | 2         | 2         | 5         | 94/62         | 4.41        | Trailing 3-0 |             |
| 9/28 at TOR          | 7-2      | ND  | 2.1        | 1            | 1          | 1         | 0         | 1         | 2         | 38/21         | 4.40        | Tied 1-1     |             |
| 10/3 vs. TB*         | 1-0      | ND  | 3.1        | 2            | 0          | 0         | 0         | 1         | 2         | 45/27         | 4.30        | Tied 0-0     |             |
| <b>Totals (29GS)</b> |          |     | <b>8-6</b> | <b>144.1</b> | <b>130</b> | <b>73</b> | <b>69</b> | <b>24</b> | <b>44</b> | <b>140</b>    | <b>4.30</b> |              |             |

\*start came after a team loss / **Bold** - season high

- ▶ Earned the win on 6/29 vs. Los Angeles-AL (5.1IP, 9H, 5ER, 1BB, 4K, 3HR, 1WP) despite allowing a season-high 9H and a career-high-tying 3HR (also 6/19/16).
- ▶ Allowed 2ER-or-fewer in seven straight starts from 7/6-8/9, tied for the fifth-longest streak by a Yankees starter in the last 11 seasons (since 2011), trailing only Gerrit Cole (12G from 9/5/20-5/12/21), Chad Green (12G as an opener from 6/11/17-8/12/19), Michael Pineda (9G from 4/5-9/5/14) and CC Sabathia (8G from 6/25-8/1/11).
- ▶ Was named the AL "Pitcher of the Month" for July after going 4-0 with a 1.16 ERA (31.0IP, 20H, 6R/4ER, 10BB, 25K, 2HR) in five starts during the month... his 1.16 ERA was the lowest in the AL and the second-lowest in the Majors (New York-NL's Tylor Megill - 1.04)...was his lowest ERA in a single calendar month in his career...his 4-0 record in July was the best in the Majors...ranked fourth in the AL and fifth in the Majors with a .182 opponents' batting average (20-for-110)...allowed one-or-zero earned runs in four of those five starts...marks his first career monthly honor...was the second Yankee this season to be named "Pitcher of the Month" (also Gerrit Cole in April)...marks the first time the Yankees have had two pitchers win the award in a single season since 1999 (RHP Hideki Irabu in July and RHP Mariano Rivera in August).
- ▶ Set a season high with 7.0IP on 7/6 at Seattle (4H, 1ER, 1BB, 9K)...marked his longest start since 4/13/19 vs. St. Louis (also 7.0IP)...also threw a season-high 101 pitches, his most in a game since 9/18/18 vs. Kansas City (104 pitches).170
- ▶ Made his 100th career start and earned the win in the Yankees' 9-1 victory on 7/18 vs. Boston (5.1IP, 4H, 0R, 2BB, 3K)...was his longest scoreless start since 9/18/18 vs. Kansas City (7.0IP).
- ▶ Tied his season high with 7.0IP in his win on 7/24 at Boston (7.0IP, 4H, 3R/1ER, 3BB, 4K).
- ▶ Earned the win on 7/30 at Miami, tossing 5.2 scoreless innings (5H, 2BB, 5K, 1WP)...was his third scoreless start of the season and his second in a three-game span...drew a walk in the fifth inning, becoming the first Yankees pitcher to draw a walk at the plate since Domingo Germán on 6/9/18 at New York-NL.
- ▶ Recorded a season-high 10 strikeouts on 8/4 vs. Baltimore (ND, 6.1IP, 4H, 3R/2ER, 1BB, 1HR)...marked his third career double-digit strikeout game (also 11K on 9/18/18 vs. Kansas City and 10K on 7/12/18 vs. Milwaukee).
- ▶ Took the loss on 8/31 at Los Angeles-AL after allowing a season-high 6ER (4.2IP, 5H, 2BB/1BB, 6K, 1HR)...was his first loss since 5/31 vs. Tampa Bay, snapping his career-high 15-start undefeated streak (6/5-8/26).
- ▶ Took the loss on 9/6 vs. Toronto despite allowing 3ER in a season-high-tying 7.0 innings pitched (4H, 2BB, 5K, 2HR)...after allowing back-to-back home runs to Marcus Semien and Vladimir Guererro Jr. in the first inning, did not allow a hit to his next 21 batters faced (2BB, 3ROE).
- ▶ Was placed on the 10-day injured list from with a right ankle tendon injury on 9/7...missed 19 team games...made one rehab start with Triple-A Scranton/Wilkes-Barre on 9/22 (3.0IP, 4H, 2ER, 2K)...was returned from rehab and reinstated from the injured list on 9/27.
- ▶ Left his start of the season on 9/28 at Toronto with a re-aggravation of his previous right ankle injury (2.1IP, 1H, 1ER, 1BB, 2K).
- ▶ Made his final start of the season on 10/3 vs. Tampa, tossing 3.1 scoreless innings (2H, 1BB, 2K) in the Yankees' 1-0 victory that clinched a postseason berth.
- ▶ Made four official spring training appearances (three starts), going 1-1 with a 1.08 ERA (8.1IP, 1ER) and 14K...also pitched in a simulated game on 4/2 at Yankee Stadium.



## PERSONAL

- ▶ Last name is pronounced "TIE-own"...is a self-proclaimed "coffee expert" and has blogged about coffee from around the world.
- ▶ Was rated by *Baseball America* as the best pitcher available in the 2010 draft and second-best overall player among the Top 200 prospects in the country...was also rated by the publication as having the "Best Fastball" and as being the "Closest to the Majors" among all high school pitchers.
- ▶ Is a 2010 graduate of The Woodlands (Tex.) High School...made the varsity team as a freshman and went 22-6 with 282K in 173.0IP during his high school career...went 8-1 with a 1.78 ERA and 114K over 11 games as a senior...struck out 19 batters while tossing a no-hitter on 3/23/10.
- ▶ Was the winning pitcher in the Gold Medal Game against Cuba for USA Baseball's 18U National Team during the Pan American Junior Championship in Venezuela in 2009...went 2-0 with a 0.00 ERA and 28K in two starts during the tournament.
- ▶ Played for Canada in the 2013 World Baseball Classic since his mother was born in Toronto and his father in St. Andrews West (near Cornwall, Ontario).
- ▶ In 2018, was the recipient of the Pittsburgh BBWAA "Good Guy Award" and was the Pirates' nominee for the Roberto Clemente Award...was the recipient of the Chuck Tanner Memorial Award at the annual Pittsburgh Rotary Club Awards banquet on 11/10/18.

### Tailion's Career Pitching Record

| Year                       | Club           | W         | L         | ERA         | G          | GS         | CG       | SHO      | SV       | IP           | H          | R          | ER         | HR        | HP        | BB         | SO         | WP        | BK       |
|----------------------------|----------------|-----------|-----------|-------------|------------|------------|----------|----------|----------|--------------|------------|------------|------------|-----------|-----------|------------|------------|-----------|----------|
| 2011                       | West Virginia  | 2         | 3         | 3.98        | 23         | 23         | 0        | 0        | 0        | 92.2         | 89         | 45         | 41         | 9         | 9         | 22         | 97         | 3         | 0        |
| 2012                       | Bradenton      | 6         | 8         | 3.82        | 23         | 23         | 2        | 0        | 0        | 125.0        | 109        | 57         | 53         | 10        | 6         | 37         | 98         | 14        | 0        |
|                            | Altoona        | 3         | 0         | 1.59        | 3          | 3          | 0        | 0        | 0        | 17.0         | 11         | 3          | 3          | 0         | 0         | 1          | 18         | 0         | 0        |
| 2013                       | Altoona        | 4         | 7         | 3.67        | 20         | 19         | 0        | 0        | 0        | 110.1        | 112        | 54         | 45         | 8         | 5         | 36         | 106        | 6         | 0        |
|                            | Indianapolis   | 1         | 3         | 3.89        | 6          | 6          | 0        | 0        | 0        | 37.0         | 31         | 16         | 16         | 1         | 4         | 16         | 37         | 3         | 0        |
| 2014                       |                |           |           |             |            |            |          |          |          |              |            |            |            |           |           |            |            |           |          |
| 2015                       |                |           |           |             |            |            |          |          |          |              |            |            |            |           |           |            |            |           |          |
| 2016                       | Indianapolis   | 4         | 2         | 2.04        | 10         | 10         | 0        | 0        | 0        | 61.2         | 44         | 14         | 14         | 2         | 1         | 6          | 61         | 1         | 0        |
|                            | PITTSBURGH - a | 5         | 4         | 3.38        | 18         | 18         | 0        | 0        | 0        | 104.0        | 99         | 40         | 39         | 13        | 3         | 17         | 85         | 1         | 2        |
| 2017                       | PITTSBURGH - b | 8         | 7         | 4.44        | 25         | 25         | 0        | 0        | 0        | 133.2        | 152        | 69         | 66         | 11        | 4         | 46         | 125        | 7         | 0        |
|                            | Altoona        | 0         | 0         | 0.00        | 1          | 1          | 0        | 0        | 0        | 3.0          | 1          | 0          | 0          | 0         | 0         | 1          | 6          | 1         | 0        |
|                            | Indianapolis   | 0         | 1         | 4.09        | 2          | 2          | 0        | 0        | 0        | 11.0         | 12         | 6          | 5          | 0         | 0         | 2          | 15         | 0         | 0        |
| 2018                       | PITTSBURGH     | 14        | 10        | 3.20        | 32         | 32         | 2        | 1        | 0        | 191.0        | 179        | 69         | 68         | 20        | 6         | 46         | 179        | 2         | 0        |
| 2019                       | PITTSBURGH - c | 2         | 3         | 4.10        | 7          | 7          | 1        | 0        | 0        | 37.1         | 34         | 24         | 17         | 4         | 2         | 8          | 30         | 1         | 0        |
| 2020                       | PITTSBURGH - d |           |           |             |            |            |          |          |          |              |            |            |            |           |           |            |            |           |          |
|                            | Scranton/WB    | 8         | 6         | 4.30        | 29         | 29         | 0        | 0        | 0        | 144.1        | 130        | 73         | 69         | 24        | 6         | 44         | 140        | 4         | 0        |
|                            | Scranton/WB    | 0         | 0         | 6.00        | 1          | 1          | 0        | 0        | 0        | 3.0          | 4          | 2          | 2          | 0         | 0         | 0          | 2          | 0         | 0        |
| <b>Minor League Totals</b> |                | <b>20</b> | <b>24</b> | <b>3.50</b> | <b>89</b>  | <b>88</b>  | <b>2</b> | <b>0</b> | <b>0</b> | <b>460.2</b> | <b>413</b> | <b>197</b> | <b>179</b> | <b>30</b> | <b>25</b> | <b>121</b> | <b>440</b> | <b>28</b> | <b>0</b> |
| <b>AL Totals</b>           |                | <b>8</b>  | <b>6</b>  | <b>4.30</b> | <b>29</b>  | <b>29</b>  | <b>0</b> | <b>0</b> | <b>0</b> | <b>144.1</b> | <b>130</b> | <b>73</b>  | <b>69</b>  | <b>24</b> | <b>6</b>  | <b>44</b>  | <b>140</b> | <b>4</b>  | <b>0</b> |
| <b>NL Totals</b>           |                | <b>29</b> | <b>24</b> | <b>3.67</b> | <b>82</b>  | <b>82</b>  | <b>3</b> | <b>1</b> | <b>0</b> | <b>466.0</b> | <b>464</b> | <b>202</b> | <b>190</b> | <b>48</b> | <b>15</b> | <b>117</b> | <b>419</b> | <b>11</b> | <b>2</b> |
| <b>Major League Totals</b> |                | <b>37</b> | <b>30</b> | <b>3.82</b> | <b>111</b> | <b>111</b> | <b>3</b> | <b>1</b> | <b>0</b> | <b>610.1</b> | <b>594</b> | <b>275</b> | <b>259</b> | <b>72</b> | <b>21</b> | <b>161</b> | <b>559</b> | <b>15</b> | <b>2</b> |

Selected by Pittsburgh in the first round (second overall) of the 2010 First-Year Player Draft.

- a - Placed on the 15-day disabled list from July 5 (retroactive to June 30) - July 19, 2016 with right shoulder fatigue.
- b - Placed on the 10-day disabled list from May 6 (retroactive to May 4) - June 12, 2017 while undergoing testicular cancer treatment.
- c - Placed on the 10-day injured list on May 4 (retroactive to May 2) with a right elbow flexor tendon strain...was transferred to the 60-day injured list on May 13, 2019, missing the remainder of the season.
- d - Placed on the 60-day injured list for the entire season recovering from "Tommy John" surgery and flexor tendon repair surgery.
- e - Acquired by the Yankees from the Pittsburgh Pirates in exchange for RHP Roansy Contreras, INF Maikol Escotto, OF Canaan Smith and RHP Miguel Yajure on January 24, 2021.
- f - Placed on the 10-day injured list from September 7-27, 2021 with a right ankle tendon injury.

### Tailion's World Baseball Classic Record

| Year              | Country, Site   | W        | L        | ERA         | G        | GS       | CG       | SHO      | SV       | IP         | H        | R        | ER       | HR       | HP       | BB       | SO       | WP       | BK       |
|-------------------|-----------------|----------|----------|-------------|----------|----------|----------|----------|----------|------------|----------|----------|----------|----------|----------|----------|----------|----------|----------|
| 2013              | Canada, Phoenix | 0        | 0        | 2.25        | 1        | 1        | 0        | 0        | 0        | 4.0        | 4        | 2        | 1        | 0        | 0        | 1        | 3        | 0        | 0        |
| <b>WBC Totals</b> |                 | <b>0</b> | <b>0</b> | <b>2.25</b> | <b>1</b> | <b>1</b> | <b>0</b> | <b>0</b> | <b>0</b> | <b>4.0</b> | <b>4</b> | <b>2</b> | <b>1</b> | <b>0</b> | <b>0</b> | <b>1</b> | <b>3</b> | <b>0</b> | <b>0</b> |

### Tailion's Career Fielding Record

| Position | PCT  | G   | PO | A  | E | TC | DP |
|----------|------|-----|----|----|---|----|----|
| Pitcher  | .979 | 111 | 27 | 65 | 2 | 94 | 3  |

### Tailion's Regular Season Batting Record

| Year                       | Team       | AVG         | G          | AB         | R        | H         | 2B       | 3B       | HR       | RBI      | SH        | SF       | HP       | BB       | SO        | SB       | CS       |
|----------------------------|------------|-------------|------------|------------|----------|-----------|----------|----------|----------|----------|-----------|----------|----------|----------|-----------|----------|----------|
| 2021                       | NY Yankees | .000        | 29         | 1          | 0        | 0         | 0        | 0        | 0        | 0        | 0         | 0        | 0        | 1        | 0         | 0        | 0        |
| <b>Major League Totals</b> |            | <b>.110</b> | <b>111</b> | <b>136</b> | <b>2</b> | <b>15</b> | <b>1</b> | <b>0</b> | <b>0</b> | <b>5</b> | <b>17</b> | <b>0</b> | <b>0</b> | <b>2</b> | <b>57</b> | <b>0</b> | <b>0</b> |

### Tailion's Career Bests and Streaks

**COMPLETE GAMES:** 3, last on 4/20/19 vs. SF (5.0IP). **LOW-HIT COMPLETE GAME:** 1, 4/8/18 vs. CIN. **IP (START):** 9.0 - 2 times (last on 8/7/18 at COL). **IP (RELIEF):** N/A. **HITS:** 11 - 2 times (last on 9/7/17 vs. CHC). **RUNS:** 10, 7/25/17 at SF. **WALKS:** 5, 8/22/17 vs. LAD. **STRIKEOUTS:** 11, 9/18/18 vs. KC. **HOME RUNS:** 3 - 2 times (last: 6/29/21 vs. LAA). **WINNING STREAK:** 7g, 6/24-8/19/21. **LOSING STREAK:** 4g, 4/19-5/22/18. **SCORELESS STREAK (IP):** 18.1, 6/23-7/15/17.

Pitcher of the Month: July 2021

Player of the Week: April 2-8, 2018

Rookie of the Month: None



# GLEYBER TORRES • INF



2021 SEASON  
SUMMARY

MANAGER, COACHES  
& STAFF BIOS

FULL  
PLAYER BIOS

ADDITIONAL  
PLAYER BIOS

HISTORICAL STATS &  
POSTSEASON RECORDS

POSTSEASON  
SERIES RECAPS

MINORS &  
2022 SCHEDULE

# 25

**HT:** 6-1 • **WT:** 205 • **BATS:** R • **THROWS:** R  
**BIRTHDATE:** 12/13/96 • **OPENING DAY AGE:** 24  
**BIRTHPLACE:** Caracas, Venezuela  
**RESIDES:** Caracas, Venezuela  
**M.L. SERVICE:** 3 years, 162 days

## STATUS

- ▶ Acquired by the Yankees from the Chicago Cubs along with RHP Adam Warren, OF Billy McKinney and OF Rashad Crawford in exchange for LHP Aroldis Chapman on July 25, 2016.

## CAREER NOTES

- ▶ With 24HR in his 2018 rookie season and 38HR in 2019, was the third Yankee all-time with multiple 20HR seasons *before turning 23 years old* (also Mickey Mantle, three seasons from 1952-54 and Joe DiMaggio, two seasons from 1936-37)...is one of six middle infielders in Baseball history with multiple 20HR seasons by his age 22 season, joining Cal Ripken Jr. (two, 1982-83), Alex Rodriguez (three, 1996-98), Carlos Correa (three, 2015-17), Ozzie Albies (2018-19) and Fernando Tatis Jr. (2019, '21).
- ▶ Hit 62HR in 267 games from 2018-19, the second-highest total for a Yankee in his first two Major League seasons (Joe DiMaggio, 75HR in 1936-37).
- ▶ His 74HR are fifth-most by a Yankee through his age-24 season (Mickey Mantle-173, Joe DiMaggio-137, Lou Gehrig-84, Joe Pepitone-80).
- ▶ Of his 74 career home runs, 30 have come with runners on base...of his 74HR, 25 have tied the game (4) or given the Yankees the lead (21)...has 34HR in his career against the AL East, including 16 vs. the Baltimore Orioles.
- ▶ Had 10 multi-HR games prior to turning 23 were tied for second-most by any player in Baseball history at age 22-or-younger (Eddie Mathews-13; Mel Ott, Bob Horner and Bryce Harper-10 each).
- ▶ Has a team-high 13 three-run HRs since the start of 2018.
- ▶ Since making his Major League debut on 4/22/18, leads all Yankees hitters 234RBI.
- ▶ Is a career .352 (64-for-182) hitter with 37R, 14 doubles, 16HR, 41RBI and 23BB in 53 games vs. the Orioles...has hit safely in 25-of-27 home games against them in his career.
- ▶ Since 2019, the Yankees have gone 36-6 when he homers.
- ▶ In 22 career postseason games, has hit .325/.413/.575 (26-for-80) with 14R, 5 doubles, 5HR, 15RBI and 12BB...hit all five of his postseason home runs at age 23-or-younger, the third-most by a player in Major League history prior to his 24th birthday, trailing only Carlos Correa (7HR) and Evan Longoria (6HR)...only one other Yankee hit as many HR in the postseason prior to turning 24: Mickey Mantle (also 5HR).
- ▶ Has made three career Opening Day rosters (2019-21).

## CAREER HIGHLIGHTS

AL All-Star Team  
▶ 2018, 2019

## 2021

- ▶ Batted .259 (119-for-459) with 50R, 22 doubles, 9HR, 51RBI, 50BB and 14SB in 127 games with the Yankees this season...set a career high in stolen bases.
- ▶ Was the third Yankee since 2011 to hit safely in each of the team's first seven games of a season, joining Travis Hafner (first seven games in 2013) and Kevin Youkilis (first nine games in 2013)...had exactly 1H in 4AB in each of those seven games.
- ▶ Recorded his first multi-hit game of the season on 4/22 at Cleveland (3-for-5, 1R, 1RBI), snapping his career-long 20-game streak (9/23/20-4/21/21) without a multi-hit game...recorded multiple hits in 9-of-22 games from 4/22-5/23.
- ▶ Set a season high with his 11-game on-base streak from 4/24-5/6...batted .308/.426/.385 (12-for-39) with 6R, 3 doubles, 5RBI and 8BB in that span.
- ▶ Hit a game-tying RBI double in the ninth inning on 4/29 at Baltimore (1-for-5)...marked his sixth career game-tying or go-ahead hit in the ninth inning or later and first since a go-ahead RBI single in the 10th inning on 7/23/19 at Minnesota.
- ▶ Hit a "walk-off" infield single on 5/8 vs. Washington despite the Nationals' five-man infield...was his fourth career "walk-off" hit and first since a "walk-off" single on 6/26/19 vs. Toronto...was the Yankees' first "walk-off" win since 9/12/20 vs. Baltimore (Voit, sac fly, 10th inn.) and first "walk-off" hit since Gio Urshela's walk-off single on 8/30/20-Game 1 vs. the Mets (eighth inning)...also hit a game-tying RBI single in the ninth inning...marked his seventh and eighth career hits in the ninth inning or later that either tied the game or gave the Yankees the lead.
- ▶ Hit his first HR of the season on 5/9 vs. Washington...came in his 119th AB of the season...snapped his career-long 39-game homerless streak (9/18/20-5/8/21)...marked his first HR in 148AB (9/17/20 vs. Toronto where he homered in his third AB of the game).
- ▶ Recorded 16RBI in 16 games from 4/28-5/23 after driving in just two runs over his first 22 games of the season (4/1-27).



- ▶ Hit .325 (39-for-120) with 16R, 6 doubles, 3HR, 21RBI, 13BB and 35B in 33 games from 4/27-6/10 after hitting .208 (16-for-77) with 6R, 2 doubles, 2RBI, 12BB and 15B in his first 21 games of the season (4/1-26).
- ▶ Tied his career high with 3BB on 5/4 vs. Houston (also 6/16/19 at Chicago-AL and 6/24/19 vs. Toronto).
- ▶ Was placed on the COVID-19 injured list on 5/13 and reinstated on 5/19...missed six team games.
- ▶ After being reinstated from the COVID-19 injured list on 5/19, batted .356/.415/.479 (26-for-73) with 10R, 3 doubles, 2HR, 13RBI, 8BB, 25B and 15F in 21 games from 5/19-6/10.
- ▶ Drove in eight of the Yankees' 14 runs during their three-game set vs. the White Sox from 5/21-23...recorded multiple RBI those three games, marking just the third time in his career he accomplished the feat (also 4G from 8/30-9/2/18 and 3G from 6/19-21/19)...matched the longest streak by a Yankee since Mike Tauchman's five-game streak from 7/31-8/6/19)...his three-game streak with multiple hits during that series also matched the longest of his career (fifth time and first since 8/14-16/20)...recorded 3H in back-to-back games from 5/22-23 for the first time in his career.
- ▶ Drove in both of the Yankees' runs on 5/21 vs. Chicago-AL, hitting a solo HR in the seventh and a "walk-off" single in the ninth (2-for-4, 1R)...marked his fifth career "walk-off" hit and second this season (also 5/8 vs. Washington)...marked his ninth career hit in the ninth inning or later that either tied the game or gave the Yankees the lead...was his fourth such hit this season.
- ▶ Recorded a season-high 4RBI on 5/23 vs. Chicago-AL...his 4RBI matched the second-most he has recorded in a game, trailing only a career-high 6RBI on 8/12/19 vs. Baltimore...marked his most in a game since notching 4RBI on 9/9/20 at Toronto.
- ▶ Hit a game-tying RBI double in the ninth inning on 6/6 vs. Boston.
- ▶ Left the game on 6/17 at Toronto in the fourth inning with left lower back stiffness (0-for-2).
- ▶ Was 1-for-4 on 6/26 at Boston, snapping an 0-for-19 stretch at the plate with his ninth-inning single.
- ▶ Notched 3RBI over a two-game span from 6/29-30 after not driving in a run in career-high 17 games from 6/8-28.
- ▶ Did not play on 7/6 at Seattle due to cramping in his left hamstring.
- ▶ Was 1-for-4 with 1 double on 7/10 at Houston...marked his first extra-base hit since 6/13 at Philadelphia (double)...his 19-game stretch without an XBH from 6/15-7/9 was the longest of his career.
- ▶ Posted a season-high 11-game hitting streak from 7/17-29, batting .333/.400/.641 (13-for-39) with 5R, 3 doubles, 3HR, 8RBI, 4BB, 45B, 1HP, 15F and 15H over that span...was tied for the second-longest hitting streak of his career, trailing only a 12-game streak from 4/23-5/7/19 (also had an 11-game streak from 5/9-22/19).
- ▶ Hit 3HR in a four-game span from 7/17-21 after hitting just 3HR in his first 78 games of the season (4/1-7/16)...prior to that four-game stretch, had not homered in 28 games (6/6-7/16), the second-longest homerless stretch of his career (39G from 9/18/20-5/8/21)...homered in back-to-back games from 7/17-18, marking the seventh time in his career he has homered in consecutive games and the first time since 8/22-23/19.
- ▶ Stole multiple bases for the first time in his career on 7/24 at Boston...hit a go-ahead RBI single in the eighth.
- ▶ Batted in the leadoff spot in the starting lineup in back-to-back games from 7/30-31 at Miami for the third and fourth time in his career (also 9/10/19 at Detroit and 8/4/19 vs. Boston).
- ▶ Was ejected in the seventh inning by HP umpire Dan Bellino on 7/30 at Miami...marked his first career ejection.
- ▶ From 8/1 to the end of the season, hit .305/.350/.445 (39-for-128) with 19R, 9 doubles, 3HR, 14RBI and 10BB in 36 games.
- ▶ Was placed on the 10-day injured list on 8/9 with a left thumb sprain...missed 22 team games...combined to appear in three rehab games with Double-A Somerset and Triple-A Scranton/Wilkes-Barre...was returned from rehab and reinstated on 9/3.
- ▶ Hit a pinch-hit RBI single in the seventh on 9/4 vs. Baltimore, his second career pinch hit (also a go-ahead PH double in the eighth on 9/13/20 vs. Baltimore).
- ▶ Made his final 19 appearances at 2B (9/13-10/3).
- ▶ Over his final 18 games (9/14-10/3), hit .318 (21-for-66) with 10R, 4 doubles, 2HR, 6RBI, 8BB and 25B.
- ▶ Hit safely in 10 straight games from 9/14-24, batting .389/.476/.528 (14-for-36) with 5R, 2 doubles, 1HR, 4RBI, 6BB/1IBB and 25B over that span.
- ▶ Hit .273 (12-for-44) with 11R, 2 doubles, 5HR, 9RBI and 8BB in 18 spring training games...led the team in runs, home runs and RBI.
- ▶ Started at 2B in the AL Wild Card Game at Boston and went 0-for-4.

## PERSONAL

- ▶ Full name is Gleyber David Torres Castro ("GLAY-burr").
- ▶ In September 2020, was announced as a Special Olympics Global Ambassador, joining the Cubs' Willson Contreras as the first two Major League Baseball players to serve in the role...as an ambassador, works to build bridges of inclusion for people with intellectual disabilities spanning the Americas, specifically partnering with Special Olympics New York and Special Olympics Florida.
- ▶ Was named a recipient of the Thurman Munson Award, presented in February 2020.
- ▶ Was honored in November 2018 with the Community Service Award by Hamilton-Madison House, a non-profit organization dedicated to providing non-English speaking residents with lessons in the English language, computer and career skills...spoke to event attendees about learning English after coming to the United States from Venezuela.



## Torres' Career Batting Record

| Year                       | Club           | AVG         | G          | AB          | R          | H          | 2B        | 3B        | HR        | RBI        | SH       | SF        | HP        | BB         | SO         | SB        | CS        | E         | OBP         | SLG         |
|----------------------------|----------------|-------------|------------|-------------|------------|------------|-----------|-----------|-----------|------------|----------|-----------|-----------|------------|------------|-----------|-----------|-----------|-------------|-------------|
| 2014                       | AZL Cubs       | .279        | 43         | 154         | 33         | 43         | 6         | 3         | 1         | 29         | 0        | 4         | 0         | 25         | 33         | 8         | 7         | 14        | .372        | .377        |
|                            | Boise          | .393        | 7          | 28          | 4          | 11         | 2         | 3         | 1         | 4          | 0        | 0         | 4         | 7          | 2          | 0         | 5         | .469      | .786        |             |
| 2015                       | South Bend     | .293        | 119        | 464         | 53         | 136        | 24        | 5         | 3         | 62         | 1        | 4         | 2         | 43         | 108        | 22        | 13        | 26        | .353        | .386        |
|                            | Myrtle Beach   | .174        | 7          | 23          | 1          | 4          | 0         | 0         | 0         | 2          | 0        | 0         | 0         | 1          | 7          | 0         | 1         | 1         | .208        | .174        |
| 2016                       | Myrtle Beach   | .275        | 94         | 356         | 62         | 98         | 23        | 3         | 9         | 47         | 5        | 1         | 5         | 42         | 87         | 19        | 10        | 19        | .359        | .433        |
|                            | Tampa - a      | .254        | 31         | 122         | 19         | 31         | 6         | 2         | 2         | 19         | 0        | 0         | 0         | 16         | 23         | 2         | 3         | 4         | .341        | .385        |
| 2017                       | Trenton        | .273        | 32         | 121         | 22         | 33         | 10        | 1         | 5         | 18         | 0        | 0         | 1         | 17         | 21         | 5         | 4         | 0         | .367        | .496        |
|                            | Scranton/WB    | .309        | 23         | 81          | 9          | 25         | 4         | 1         | 2         | 16         | 0        | 1         | 1         | 13         | 26         | 2         | 2         | 5         | .406        | .457        |
| 2018                       | Scranton/WB    | .347        | 14         | 49          | 6          | 17         | 3         | 1         | 1         | 11         | 0        | 2         | 0         | 5          | 10         | 1         | 1         | 2         | .393        | .510        |
|                            | YANKEES - b    | .271        | 123        | 431         | 54         | 117        | 16        | 1         | 24        | 77         | 1        | 5         | 5         | 42         | 122        | 6         | 2         | 17        | .340        | .480        |
|                            | Tampa          | .333        | 3          | 9           | 3          | 3          | 1         | 0         | 0         | 0          | 0        | 0         | 0         | 2          | 3          | 0         | 0         | 2         | .455        | .444        |
| 2019                       | YANKEES        | .278        | 144        | 546         | 96         | 152        | 26        | 0         | 38        | 90         | 1        | 6         | 3         | 48         | 129        | 5         | 2         | 20        | .337        | .535        |
| 2020                       | YANKEES - c    | .243        | 42         | 136         | 17         | 33         | 8         | 0         | 3         | 16         | 0        | 0         | 2         | 22         | 28         | 1         | 0         | 9         | .356        | .368        |
| 2021                       | YANKEES - d, e | .259        | 127        | 459         | 50         | 119        | 22        | 0         | 9         | 51         | 2        | 4         | 1         | 50         | 104        | 14        | 6         | 19        | .331        | .366        |
|                            | Somerset       | .500        | 1          | 2           | 1          | 1          | 0         | 0         | 1         | 1          | 0        | 0         | 0         | 2          | 0          | 0         | 0         | 0         | .750        | 2.000       |
|                            | Scranton/WB    | .167        | 2          | 6           | 0          | 1          | 0         | 0         | 0         | 0          | 0        | 0         | 1         | 0          | 1          | 0         | 0         | 0         | .286        | .167        |
| <b>Minor League Totals</b> |                | <b>.285</b> | <b>376</b> | <b>1415</b> | <b>213</b> | <b>403</b> | <b>79</b> | <b>19</b> | <b>25</b> | <b>209</b> | <b>6</b> | <b>12</b> | <b>10</b> | <b>170</b> | <b>326</b> | <b>61</b> | <b>41</b> | <b>78</b> | <b>.363</b> | <b>.420</b> |
| <b>Major League Totals</b> |                | <b>.268</b> | <b>436</b> | <b>1572</b> | <b>217</b> | <b>421</b> | <b>72</b> | <b>1</b>  | <b>74</b> | <b>234</b> | <b>4</b> | <b>15</b> | <b>11</b> | <b>162</b> | <b>383</b> | <b>26</b> | <b>10</b> | <b>65</b> | <b>.338</b> | <b>.456</b> |

Signed by the Chicago Cubs as a non-drafted free agent on July 2, 2013.

a - Acquired by the Yankees from the Chicago Cubs along with RHP Adam Warren, OF Billy McKinney and OF Rashad Crawford in exchange for LHP Aroldis Chapman on July 25, 2016.

b - Placed on the 10-day disabled list from July 4 (effective July 5) - July 25, 2018 with a right hip strain.

c - Placed on the 10-day injured list from August 24 (retroactive to August 21) - September 5, 2020 with a left hamstring strain.

d - Placed on the COVID-19 injured list from May 13 - 19, 2021.

e - Placed on the 10-day injured list from August 9 - September 3, 2021 with a left thumb sprain.

## Torres' Postseason Record

| Year                     | Club vs. Opp.           | AVG         | G         | AB        | R         | H         | 2B       | 3B       | HR       | RBI       | SH       | SF       | HP       | BB        | SO        | SB       | CS       | E        | OBP         | SLG         |
|--------------------------|-------------------------|-------------|-----------|-----------|-----------|-----------|----------|----------|----------|-----------|----------|----------|----------|-----------|-----------|----------|----------|----------|-------------|-------------|
| 2018                     | NY Yankees vs. OAK (WC) | .000        | 1         | 3         | 0         | 0         | 0        | 0        | 0        | 0         | 0        | 0        | 0        | 0         | 1         | 0        | 0        | 0        | .000        | .000        |
|                          | NY Yankees vs. BOS (DS) | .308        | 4         | 13        | 1         | 4         | 0        | 0        | 0        | 0         | 0        | 0        | 0        | 2         | 2         | 0        | 0        | 0        | .400        | .308        |
| 2019                     | NY Yankees vs. MIN (DS) | .417        | 3         | 12        | 5         | 5         | 3        | 0        | 1        | 4         | 0        | 0        | 0        | 1         | 2         | 2        | 0        | 0        | .462        | .917        |
|                          | NY Yankees vs. HOU (CS) | .280        | 6         | 25        | 3         | 7         | 2        | 0        | 2        | 6         | 0        | 0        | 0        | 2         | 4         | 0        | 0        | 2        | .333        | .600        |
| 2020                     | NY Yankees vs. CLE (WC) | .714        | 2         | 7         | 3         | 5         | 0        | 0        | 1        | 3         | 0        | 0        | 0        | 3         | 0         | 0        | 0        | 0        | .800        | 1.143       |
|                          | NY Yankees vs. TB (DS)  | .313        | 5         | 16        | 2         | 5         | 0        | 0        | 1        | 2         | 0        | 0        | 0        | 4         | 6         | 2        | 0        | 1        | .450        | .500        |
| 2021                     | NY Yankees vs. BOS (WC) | .000        | 1         | 4         | 0         | 0         | 0        | 0        | 0        | 0         | 0        | 0        | 0        | 0         | 0         | 0        | 0        | 0        | .000        | .000        |
| <b>Wild Card Totals</b>  |                         | <b>.357</b> | <b>4</b>  | <b>14</b> | <b>3</b>  | <b>5</b>  | <b>0</b> | <b>0</b> | <b>1</b> | <b>3</b>  | <b>0</b> | <b>0</b> | <b>0</b> | <b>3</b>  | <b>1</b>  | <b>0</b> | <b>0</b> | <b>0</b> | <b>.471</b> | <b>.571</b> |
| <b>LDS Totals</b>        |                         | <b>.341</b> | <b>12</b> | <b>41</b> | <b>8</b>  | <b>14</b> | <b>3</b> | <b>0</b> | <b>2</b> | <b>6</b>  | <b>0</b> | <b>0</b> | <b>0</b> | <b>7</b>  | <b>10</b> | <b>4</b> | <b>0</b> | <b>1</b> | <b>.438</b> | <b>.561</b> |
| <b>LCS Totals</b>        |                         | <b>.280</b> | <b>6</b>  | <b>25</b> | <b>3</b>  | <b>7</b>  | <b>2</b> | <b>0</b> | <b>2</b> | <b>6</b>  | <b>0</b> | <b>0</b> | <b>0</b> | <b>2</b>  | <b>4</b>  | <b>0</b> | <b>0</b> | <b>2</b> | <b>.333</b> | <b>.600</b> |
| <b>POSTSEASON TOTALS</b> |                         | <b>.325</b> | <b>22</b> | <b>80</b> | <b>14</b> | <b>26</b> | <b>5</b> | <b>0</b> | <b>5</b> | <b>15</b> | <b>0</b> | <b>0</b> | <b>0</b> | <b>12</b> | <b>15</b> | <b>4</b> | <b>0</b> | <b>3</b> | <b>.413</b> | <b>.575</b> |

## Torres' All-Star Game Record

| Year                        | Club, Site             | AVG         | G        | AB       | R        | H        | 2B       | 3B       | HR       | RBI      | SH       | SF       | HP       | BB       | SO       | SB       | CS       | E        | OBP         | SLG         |
|-----------------------------|------------------------|-------------|----------|----------|----------|----------|----------|----------|----------|----------|----------|----------|----------|----------|----------|----------|----------|----------|-------------|-------------|
| 2018                        | NY Yankees, Washington |             |          |          |          |          |          |          |          |          |          |          |          |          |          |          |          |          |             |             |
| 2019                        | NY Yankees, Cleveland  | .500        | 1        | 2        | 0        | 1        | 0        | 0        | 0        | 0        | 0        | 0        | 0        | 0        | 1        | 0        | 0        | 0        | .500        | .500        |
| <b>All-Star Game Totals</b> |                        | <b>.500</b> | <b>1</b> | <b>2</b> | <b>0</b> | <b>1</b> | <b>0</b> | <b>0</b> | <b>0</b> | <b>0</b> | <b>0</b> | <b>0</b> | <b>0</b> | <b>0</b> | <b>1</b> | <b>0</b> | <b>0</b> | <b>0</b> | <b>.500</b> | <b>.500</b> |

## Torres' Career Fielding Record

| Position    | PCT  | G   | PO  | A   | E  | TC  | DP |
|-------------|------|-----|-----|-----|----|-----|----|
| Second Base | .971 | 193 | 309 | 416 | 22 | 747 | 99 |
| Shortstop   | .950 | 246 | 273 | 544 | 43 | 860 | 97 |

## Torres' Career Home Run Chart

**MULTI-HOMER GAMES:** 10. **TWO-HOMER GAMES:** 10, last on 8/22/19 at OAK. **THREE-HOMER GAMES:** None. **GRAND SLAMS:** 2, last on 8/2/19 vs. BOS (Eduardo Rodriguez). **PINCH-HIT HR:** None. **INSIDE-THE-PARK HR:** None. **"WALK-OFF" HR:** 1, 5/6/18 vs. CLE (Dan Otero). **LEADOFF HR:** None.

## Torres' Career Bests and Streaks

**HITS:** 4 - 3 times (last on 8/14/20 vs. BOS). **RUNS:** 3 - 5 times (last on 8/22/19 at OAK). **2B:** 1 - 72 times (last on 10/1/21 vs. TB). **3B:** 1, 6/29/18 vs. BOS. **HR:** 2 - 10 times (last on 8/22/19 at OAK). **RBI:** 6, 8/12/19 vs. BAL-G2. **BB:** 3 - 3 times (last on 5/4/21 vs. HOU). **SO:** 4, 6/22/21 vs. KC. **SB:** 2, 7/24/21 at BOS. **HIT STREAK:** 12g, 4/23-5/7/19. **"WALK-OFF" HITS:** 5, last on 5/21/21 vs. CWS (single).

**Player of the Month:** None

**Player of the Week:** 2 times (last: 8/27-9/2/18)

**Rookie of the Month:** May 2018



# GIO URSHELA • INF

# 29

**HT:** 6-0 • **WT:** 215 • **BATS:** R • **THROWS:** R  
**BIRTHDATE:** 10/11/91 • **OPENING DAY AGE:** 29  
**BIRTHPLACE:** Cartagena, Colombia  
**RESIDES:** Cartagena, Colombia  
**M.L. SERVICE:** 4 years, 127 days



## STATUS

- ▶ Acquired by the Yankees from the Toronto Blue Jays in exchange for cash considerations on August 4, 2018 and re-signed on October 24, 2018.

## CAREER NOTES

- ▶ As a Yankee (since 2019), has hit .303 (73-for-241) with 10 doubles, 8HR, 100RBI and 16BB with RISP.
- ▶ Since 2019, 18 of his 41HR have tied the game (eight) or given the Yankees the lead (11).
- ▶ Since joining the Yankees in 2019, has 10H to tie the game or give the Yankees the lead in the seventh inning or later.
- ▶ As a Yankee (since 2019), has hit .347/.375/.593 (41-for-118) with 22R, 11 doubles, 6HR, 22RBI, 7BB, 1SB and 3SF in 34 games vs. Boston.
- ▶ In 36 career games vs. the Orioles, is hitting .367/.408/.583 (44-for-120) with 23R, 8 doubles, 6HR, 25RBI, 8BB, 1SF and 1HP...marks his highest BA vs. a single opponent (min. 20AB).
- ▶ Has made two career Opening Day rosters (2020-21)...began the 2018 season on the injured list.

## 2021

- ▶ Hit .267/.301/.419 (112-for-420) with 42R, 18 doubles, 14HR and 49RBI in 116 games with the Yankees.
- ▶ Nine of his 14HR either tied the game (three) or gave the Yankees the lead (six).
- ▶ Hit .302 (55-for-182) with 19R, 8 doubles, 1 triple, 6HR, 17RBI and 8BB in 51 home games.
- ▶ Went 3-for-6 with 1R, 1HR and 4RBI as a pinch hitter.
- ▶ Reached base in 29 of his first 33 games from 4/1-5/15, hitting .303 (36-for-119) with 11R, 6 doubles, 5HR, 19RBI, 9BB, 1SF and 1SB over that span.
- ▶ Recorded an 18-game on-base streak at Yankee Stadium from 4/5-5/27...batted .313/.380/.438 (20-for-64) with 6R, 5 doubles, 1HR, 4RBI and 7BB at home during that span...was the longest single-season stretch by a Yankee since Aaron Judge's 20-game run from 6/25-8/13/19.
- ▶ Was placed on the COVID-19 injured list on 4/9 due to side effects from vaccination...missed one game and was reinstated on 4/10.
- ▶ Tied his career high in hits (third time, first since 9/22/20 at Toronto) on 4/11 at Tampa Bay, going 4-for-5 with 1R, 1HR, 1 double and 3RBI...his two-run HR in the third was his first HR since 8/31/20 vs. Tampa Bay, snapping an 86AB homerless streak...traveled an estimated 453 feet (Statcast), the second-longest homer of his career (461 ft. on 8/12/19 vs. Baltimore).
- ▶ Started at SS on 4/13 at Toronto (0-for-4), his first start (or appearance) at the position since 5/25/18 at Philadelphia with Toronto.
- ▶ Had a career-high 23-game on-base streak from 4/14-5/15...was the longest by a Yankee since DJ LeMahieu's 29-game streak from 9/7/20-4/11/21...batted .321/.371/.519 (26-for-81) with 7R, 4 doubles, 4HR, 15RBI and 7BB over the span.
- ▶ Drove in eight of the Yankees' 17R from 4/25-28.
- ▶ Recorded a 10-game hitting streak from 4/30-5/15, batting .389/.436/.528 (14-for-36) with 3R, 2 doubles, 1HR, 4RBI and 3BB in that span.
- ▶ Was removed in the top of the eighth inning on 4/21 vs. Atlanta with lower back tightness...did not play on 4/22 at Cleveland.
- ▶ Drove in a run in four straight games from 4/25-28 (8RBI total in that span), the second-longest stretch of his career (5G from 7/31-8/5/20).
- ▶ Was 2-for-3 with 1 double and 1BB on 5/6 vs. Houston before exiting the game in the eighth inning with a knee injury.
- ▶ Hit a game-winning, pinch-hit three-run HR in the seventh on 5/14 at Baltimore...was his second career pinch-hit HR and first since 9/12/19-G2 at Detroit...marked the first pinch-hit HR by a Yankee since Gary Sánchez on 8/30/20-G2 vs. the Mets.
- ▶ Hit a go-ahead, pinch-hit RBI single in the seventh on 5/20 at Texas.
- ▶ Started the Yankees' 5-4-3 triple play in the ninth on 5/21 vs. Chicago-AL.
- ▶ Recorded a season-high 2BB on 5/22 vs. Chicago-AL (0-for-3, 1R, 2BB)...walked multiple times for the first time since 9/3/20 at the Mets.



- ▶ Hit his first triple of the season and a solo HR on 6/10 at Minnesota (2-for-4).
- ▶ In 21 games from 6/17-7/27, batted .325/.357/.538 (26-for-80) with 10R, 5 doubles, 4HR, 14RBI, 3BB and 1HP.
- ▶ Recorded a 20-start hitting streak vs. the Red Sox from 6/30/19-6/25/21... was the third-longest such streak by a Yankee vs. the Red Sox in club history, trailing only Joe DiMaggio (hit safely in 33 straight starts vs. Boston from 5/1/37-9/25/38) and Bob Meusel (23 starts from 9/9/26-4/26/28)... batted .416/.440/.753 (32-for-77) with 17R, 8 doubles, 6HR, 19RBI and 5BB over that span (6/30/19-6/25/21).
- ▶ Posted a nine-game hitting streak from 6/1-10... batted .368/.385/.658 (14-for-38) with 6R, 3 doubles, 1 triple, 2HR, 3RBI and 1BB over that span... recorded multiple hits in 5-of-8 games from 6/2-10.
- ▶ From 6/19 to the end of the season, hit .333 (12-for-36) with 2 doubles, 1HR, 13RBI and 2BB with RISP.
- ▶ Started the Yankees' 5-4-3 triple play in the ninth on 6/20 vs. Oakland.
- ▶ Had a seven-game hitting streak from 6/28-7/7, batting .308 (8-for-26) with 4R, 1 double, 2HR, 6RBI and 1BB over that span.
- ▶ Was placed on the COVID-19 injured list on 7/16... missed eight team games... was reinstated on 7/25.
- ▶ Recorded a pinch-hit single in the eighth on 7/30 at Miami (1-for-1) before being removed for a pinch runner (Nestor Cortes).
- ▶ Was placed on the 10-day injured list on 8/3 (retro 8/1) with a left hamstring strain... missed 23 team games... appeared in two rehab games with Double-A Somerset, hitting .500 (4-for-8) with 3R, 1 double and 1HP... was reinstated on 8/26.
- ▶ In his final 18 games of the season (9/14-10/3), batted .333 (22-for-66) with 10R, 1 double, 3HR, 8RBI and 2BB... had six multi-hit games over that span.
- ▶ Hit a go-ahead two-run HR in the third inning on 9/15 at Baltimore... was his first HR since Game 2 on 7/4 vs. the Mets, snapping a 27-game streak without a home run... was the second-longest homerless streak of his career (52G from 9/15/15-9/21/17).
- ▶ Recorded a season-high 12-game hitting streak from 9/19-10/2, batting .364/.378/.545 (16-for-44) with 8R, 1 triple, 2HR, 4RBI and 1BB in that span... was his longest hitting streak since a career-high-tying 13-game hitting streak from 8/31-9/24/20.
- ▶ Made a diving catch into the dugout on 10/3 vs. Tampa Bay which was named MLB's "Play of the Week."
- ▶ Started at 3B in the AL Wild Card Game at Boston and went 1-for-3.
- ▶ Hit .150 (6-for-40) with 1R, 1 double, 1 triple, 1HR, 2RBI and 1BB in 14 spring training games.

## PERSONAL

- ▶ Last name is pronounced "urr-SHEL-lah."
- ▶ Was presented with the Thurman Munson Award in February 2021.
- ▶ In February 2021, was named an official Health Ambassador for Hackensack Meridian Health... in the role, will engage with pediatric patients through virtual visits and other events at the Joseph M. Sanzari Children's Hospital in Hackensack, K. Hovanian Children's Hospital in Neptune and other locations throughout the network.
- ▶ Is only the fifth player with a surname starting with 'U' to play for the Yankees... joins RHP George Uhle (1933-34), LHP Tom Underwood (1980-81), INF Bob Unglaub (1904) and RHP Cecil Upshaw (1974).

## Urshela's Career Hitting Record

| Year                       | Team            | AVG         | G          | AB          | R          | H          | 2B         | 3B        | HR        | RBI        | SH        | SF        | HP        | BB         | SO         | SB        | CS        | E          | OBP         | SLG         |
|----------------------------|-----------------|-------------|------------|-------------|------------|------------|------------|-----------|-----------|------------|-----------|-----------|-----------|------------|------------|-----------|-----------|------------|-------------|-------------|
| 2009                       | DSL Indians     | .269        | 27         | 108         | 10         | 29         | 8          | 1         | 1         | 24         | 0         | 1         | 1         | 7          | 14         | 2         | 2         | 10         | .316        | .389        |
|                            | AZL Indians     | .257        | 32         | 105         | 10         | 27         | 2          | 0         | 0         | 11         | 1         | 2         | 1         | 10         | 12         | 3         | 0         | 11         | .322        | .276        |
| 2010                       | Mahoning Valley | .290        | 58         | 221         | 22         | 64         | 8          | 0         | 3         | 35         | 1         | 6         | 3         | 12         | 32         | 5         | 3         | 8          | .326        | .367        |
| 2011                       | Lake County     | .238        | 126        | 505         | 57         | 120        | 24         | 2         | 9         | 46         | 2         | 4         | 4         | 14         | 69         | 3         | 0         | 22         | .262        | .347        |
| 2012                       | Carolina        | .278        | 114        | 439         | 50         | 122        | 30         | 1         | 14        | 59         | 5         | 8         | 7         | 16         | 60         | 1         | 1         | 10         | .309        | .446        |
| 2013                       | Akron           | .270        | 116        | 445         | 42         | 120        | 23         | 2         | 8         | 43         | 4         | 2         | 1         | 14         | 48         | 1         | 1         | 12         | .292        | .384        |
| 2014                       | Akron           | .300        | 24         | 90          | 15         | 27         | 9          | 0         | 5         | 19         | 0         | 1         | 1         | 6          | 16         | 1         | 1         | 4          | .347        | .567        |
|                            | Columbus        | .276        | 104        | 395         | 63         | 109        | 27         | 6         | 13        | 65         | 1         | 1         | 3         | 30         | 51         | 0         | 2         | 5          | .331        | .473        |
| 2015                       | Columbus        | .272        | 22         | 81          | 12         | 22         | 5          | 1         | 3         | 9          | 0         | 0         | 0         | 3          | 12         | 0         | 0         | 3          | .298        | .469        |
|                            | CLEVELAND       | .225        | 81         | 267         | 25         | 60         | 8          | 1         | 6         | 21         | 1         | 0         | 2         | 18         | 58         | 0         | 1         | 6          | .279        | .330        |
| 2016                       | Columbus        | .274        | 117        | 468         | 54         | 128        | 24         | 1         | 8         | 57         | 1         | 6         | 1         | 15         | 58         | 0         | 0         | 9          | .294        | .380        |
| 2017                       | Columbus        | .266        | 76         | 297         | 34         | 79         | 12         | 1         | 6         | 34         | 1         | 2         | 5         | 20         | 45         | 0         | 0         | 6          | .321        | .374        |
|                            | CLEVELAND       | .224        | 67         | 156         | 14         | 35         | 7          | 0         | 1         | 15         | 1         | 0         | 0         | 8          | 22         | 0         | 0         | 5          | .262        | .288        |
| 2018                       | Columbus - a    | .324        | 11         | 37          | 6          | 12         | 4          | 0         | 0         | 7          | 0         | 0         | 0         | 5          | 9          | 0         | 0         | 1          | .405        | .432        |
|                            | TORONTO - b     | .233        | 19         | 43          | 7          | 10         | 1          | 0         | 1         | 3          | 0         | 0         | 1         | 2          | 10         | 0         | 0         | 1          | .283        | .326        |
|                            | Buffalo         | .244        | 24         | 86          | 7          | 21         | 3          | 0         | 0         | 5          | 0         | 1         | 0         | 4          | 9          | 0         | 0         | 3          | .275        | .279        |
|                            | Scranton/WB - c | .307        | 27         | 101         | 14         | 31         | 7          | 2         | 2         | 12         | 1         | 0         | 1         | 4          | 13         | 0         | 0         | 1          | .340        | .475        |
| 2019                       | Scranton/WB     | .444        | 2          | 9           | 2          | 4          | 2          | 0         | 0         | 1          | 0         | 0         | 0         | 0          | 2          | 0         | 0         | 0          | .444        | .667        |
|                            | YANKEES - d     | .314        | 132        | 442         | 73         | 139        | 34         | 0         | 21        | 74         | 0         | 4         | 5         | 25         | 87         | 1         | 1         | 13         | .355        | .534        |
| 2020                       | YANKEES - e     | .298        | 43         | 151         | 24         | 45         | 11         | 0         | 6         | 30         | 0         | 4         | 1         | 18         | 25         | 1         | 0         | 1          | .368        | .490        |
| 2021                       | YANKEES - g, h  | .267        | 116        | 420         | 42         | 112        | 18         | 2         | 14        | 49         | 0         | 1         | 1         | 20         | 109        | 1         | 0         | 12         | .301        | .419        |
|                            | Somerset        | .500        | 2          | 8           | 3          | 4          | 1          | 0         | 0         | 0          | 0         | 0         | 1         | 0          | 1          | 0         | 0         | 0          | .556        | .625        |
| <b>Minor League Totals</b> |                 | <b>.271</b> | <b>882</b> | <b>3394</b> | <b>401</b> | <b>919</b> | <b>189</b> | <b>17</b> | <b>72</b> | <b>427</b> | <b>17</b> | <b>34</b> | <b>29</b> | <b>160</b> | <b>451</b> | <b>16</b> | <b>10</b> | <b>105</b> | <b>.306</b> | <b>.399</b> |
| <b>Major League Totals</b> |                 | <b>.271</b> | <b>458</b> | <b>1479</b> | <b>185</b> | <b>401</b> | <b>79</b>  | <b>3</b>  | <b>49</b> | <b>192</b> | <b>2</b>  | <b>9</b>  | <b>10</b> | <b>91</b>  | <b>311</b> | <b>3</b>  | <b>2</b>  | <b>38</b>  | <b>.316</b> | <b>.428</b> |

Signed by the Cleveland Indians as a non-drafted free agent on July 2, 2008.



- a – Placed on the 10-day disabled list from March 29 (retroactive to March 26) - May 4, 2018 with a right hamstring strain.
- b – Acquired by Toronto from Cleveland on May 9, 2018 in exchange for future considerations.
- c – Acquired by the Yankees from Toronto on August 4, 2018 in exchange for cash considerations.
- d – Placed on the 10-day injured list from August 30 (retroactive to August 29) - September 8, 2019 with a left groin injury.
- e – Placed on the 10-day injured list from September 4-15, 2020 with a right elbow bone spur.
- f – Placed on the COVID-19 injured list from April 9-10, 2021 due to side effects from vaccination.
- g – Placed on the COVID-19 injured list from July 16-25, 2021.
- h – Placed on the 10-day injured list from August 3 (retroactive to August 1) - 26, 2021 with a left hamstring strain.

### Urshela's Postseason Record

| Year                     | Club vs. Opp.           | AVG         | G         | AB        | R        | H         | 2B       | 3B       | HR       | RBI      | SH       | SF       | HP       | BB        | SO        | SB       | CS       | E        | OBP         | SLG         |
|--------------------------|-------------------------|-------------|-----------|-----------|----------|-----------|----------|----------|----------|----------|----------|----------|----------|-----------|-----------|----------|----------|----------|-------------|-------------|
| 2017                     | CLE vs. NYY (DS)        | .167        | 5         | 12        | 0        | 2         | 0        | 0        | 0        | 1        | 1        | 0        | 0        | 0         | 6         | 0        | 0        | 2        | .167        | .167        |
| 2019                     | NY Yankees vs. MIN (DS) | .250        | 3         | 12        | 1        | 3         | 1        | 0        | 0        | 0        | 0        | 0        | 0        | 0         | 2         | 0        | 0        | 0        | .250        | .333        |
|                          | NY Yankees vs. HOU (CS) | .238        | 6         | 21        | 3        | 5         | 0        | 0        | 2        | 2        | 0        | 0        | 0        | 2         | 2         | 0        | 0        | 0        | .304        | .524        |
| 2020                     | NY Yankees vs. CLE (WC) | .333        | 2         | 9         | 3        | 3         | 0        | 0        | 1        | 5        | 0        | 1        | 0        | 0         | 3         | 0        | 0        | 0        | .300        | .667        |
|                          | NY Yankees vs. TB (DS)  | .105        | 5         | 19        | 1        | 2         | 0        | 0        | 0        | 0        | 0        | 0        | 2        | 4         | 0         | 0        | 1        | .190     | .105        |             |
| 2021                     | NY Yankees vs. BOS (WC) | .333        | 1         | 3         | 0        | 1         | 0        | 0        | 0        | 0        | 0        | 0        | 0        | 1         | 0         | 0        | 0        | .333     | .333        |             |
| <b>Wild Card Totals</b>  |                         | <b>.333</b> | <b>3</b>  | <b>12</b> | <b>3</b> | <b>4</b>  | <b>0</b> | <b>0</b> | <b>1</b> | <b>5</b> | <b>0</b> | <b>1</b> | <b>0</b> | <b>0</b>  | <b>4</b>  | <b>0</b> | <b>0</b> | <b>0</b> | <b>.308</b> | <b>.583</b> |
| <b>LDS Totals</b>        |                         | <b>.163</b> | <b>13</b> | <b>43</b> | <b>2</b> | <b>7</b>  | <b>1</b> | <b>0</b> | <b>0</b> | <b>1</b> | <b>1</b> | <b>0</b> | <b>2</b> | <b>12</b> | <b>2</b>  | <b>0</b> | <b>0</b> | <b>3</b> | <b>.200</b> | <b>.186</b> |
| <b>LCS Totals</b>        |                         | <b>.238</b> | <b>6</b>  | <b>21</b> | <b>3</b> | <b>5</b>  | <b>0</b> | <b>0</b> | <b>2</b> | <b>2</b> | <b>0</b> | <b>0</b> | <b>0</b> | <b>2</b>  | <b>2</b>  | <b>0</b> | <b>0</b> | <b>0</b> | <b>.304</b> | <b>.524</b> |
| <b>POSTSEASON TOTALS</b> |                         | <b>.211</b> | <b>22</b> | <b>76</b> | <b>8</b> | <b>16</b> | <b>1</b> | <b>0</b> | <b>3</b> | <b>8</b> | <b>1</b> | <b>1</b> | <b>0</b> | <b>4</b>  | <b>18</b> | <b>0</b> | <b>0</b> | <b>3</b> | <b>.247</b> | <b>.342</b> |

### Urshela's World Baseball Classic Stats

| Year              | Country, Site   | AVG         | G        | AB        | R        | H        | 2B       | 3B       | HR       | RBI      | SH       | SF       | HP       | BB       | SO       | SB       | CS       | E        | OBP         | SLG         |
|-------------------|-----------------|-------------|----------|-----------|----------|----------|----------|----------|----------|----------|----------|----------|----------|----------|----------|----------|----------|----------|-------------|-------------|
| 2017              | Colombia, Miami | .143        | 3        | 14        | 0        | 2        | 0        | 0        | 0        | 1        | 0        | 0        | 0        | 0        | 3        | 0        | 0        | 0        | .143        | .143        |
| <b>WBC Totals</b> |                 | <b>.143</b> | <b>3</b> | <b>14</b> | <b>0</b> | <b>2</b> | <b>0</b> | <b>0</b> | <b>0</b> | <b>1</b> | <b>0</b> | <b>0</b> | <b>0</b> | <b>0</b> | <b>3</b> | <b>0</b> | <b>0</b> | <b>0</b> | <b>.143</b> | <b>.143</b> |

### Urshela's Career Fielding Record

| Position    | PCT   | G   | PO  | A   | E  | TC  | DP |
|-------------|-------|-----|-----|-----|----|-----|----|
| First Base  | 1.000 | 3   | 10  | 0   | 0  | 10  | 2  |
| Second Base | .909  | 5   | 2   | 8   | 1  | 11  | 2  |
| Shortstop   | .968  | 41  | 30  | 61  | 3  | 94  | 8  |
| Third Base  | .964  | 412 | 221 | 696 | 34 | 951 | 80 |
| Outfield    | 1.000 | 1   | 2   | 0   | 0  | 2   | 0  |

### Urshela's Career Home Run Chart

**MULTI-HOMER GAMES:** 2. **TWO-HOMER GAMES:** 2 - 2 times (last on 8/8/19 at TOR). **THREE-HOMER GAMES:** None. **GRAND SLAMS:** 1, 8/1/20 vs. BOS (Zack Godley). **PINCH-HIT HR:** 2, last on 5/14/21 at BAL (Lakins). **INSIDE-THE-PARK HR:** None. **"WALK-OFF" HR:** None. **LEADOFF HR:** None.

### Urshela's Career Bests and Streaks

**HITS:** 4 - 3 times (last on 4/11/21 at TB). **RUNS:** 3 - 5 times (last on 6/17/21 at TOR). **2B:** 2 - 8 times (last on 7/27/21 at TB). **3B:** 1 - 3 times (10/2/21 vs. TB). **HR:** 2 - 2 times (last on 8/8/19 at TOR). **RBI:** 4 - 5 times (last on 8/1/20 vs. BOS). **BB:** 4, on 6/9/19 at CLE. **SO:** 4 - 2 times (last on 8/22/19 at OAK). **SB:** 1 - 3 times (last on 4/12/21 at TOR). **HIT STREAK:** 13g - 3 times (last from 8/31-9/24/20). **"WALK-OFF" HITS:** 2, last on 8/30/20 vs. NYM-G1 (single).

**Player of the Month:** None

**Player of the Week:** None

**Rookie of the Month:** None



# LUKE VOIT • INF

2021 SEASON  
SUMMARY

MANAGER, COACHES  
& STAFF BIOS


FULL  
PLAYER BIOS

ADDITIONAL  
PLAYER BIOS

HISTORICAL STATS &  
POSTSEASON RECORDS

POSTSEASON  
SERIES RECAPS

MINORS &  
2022 SCHEDULE



# 59

**HT:** 6-3 • **WT:** 255 • **BATS:** R • **THROWS:** R  
**BIRTHDATE:** 2/13/91 • **OPENING DAY AGE:** 30  
**BIRTHPLACE:** Wildwood, Mo.  
**RESIDES:** Wildwood, Mo.  
**COLLEGE:** Missouri State University  
**M.L. SERVICE:** 3 years, 169 days

## STATUS

- ▶ Was acquired along with international signing bonus pool money from the St. Louis Cardinals on July 28, 2018 in exchange for LHP Chasen Shreve and RHP Giovanni Gallegos.

## CAREER NOTES

- ▶ Was the Major League home run leader with 22HR in 2020...became the eighth Yankee (18th time/17th season) to lead the Majors in home runs (outright or tied): Alex Rodriguez (2007), Roger Maris (1961), Mickey Mantle (1956), Joe DiMaggio (1937), Lou Gehrig (tied for the lead in 1931 and led in 1934, '36), Babe Ruth (led in 1920-21, '24, '26-29; tied for the lead in 1923 and '31) and Wally Pipp (tied for the lead in 1916).
- ▶ As the Major League home run leader in 2020, joined DJ LeMahieu (.364 BA) as the first duo in franchise history to lead the Majors in batting average and home runs...marked the third time the Yankees had both the Majors' home run and batting average leader, but the prior two were by the same player (Lou Gehrig in his 1934 Triple Crown season, .363 BA, 49HR and Mickey Mantle in his 1956 Triple Crown season, .353 BA, 52HR)...the Yankees also had the AL's home run and batting average leader in 1924 (Babe Ruth, .378 BA, 46HR)...the pair became the fifth set of teammates to lead the Majors in batting average and home runs and first to do so since Hank Aaron (.355 BA) and Eddie Mathews (46HR) for the 1959 Braves.
- ▶ In his career, has hit .305/.404/.578 (78-for-256) with 16 doubles, 18HR, 132RBI and 39BB with runners in scoring position.
- ▶ Is a career .405 (17-for-42) hitter with 3 doubles, 1HR, 38RBI, 1BB and 2HP with the bases loaded.
- ▶ In 36 career games vs. the Red Sox, has hit .351/.412/.672 (47-for-134) with 31R, 10 doubles, 11HR and 24RBI and 12BB.
- ▶ Has made two career Opening Day rosters, both with the Yankees (2019-20)...began the 2021 season on the injured list.

## CAREER HIGHLIGHTS


Major League HR Leader  
▶ 2020

## 2021

- ▶ Hit .239/.328/.437 (51-for-213) with 26R, 7 doubles, 1 triple, 11HR, 35RBI and 21BB in 68 games with the Yankees...combined to miss 82 team games on four injured list stints (3/29-5/11, 5/27-6/22, 7/1-8/8 and 9/30-end of season).
- ▶ Batted in every spot in the starting lineup except eighth and ninth (first-3x, second-10x, third-5x, fourth-1x, fifth-25x, sixth-10x, seventh-1x).
- ▶ Five of his 11HR came in the eighth inning or later.
- ▶ Missed the first 34 games of the season (3/29-5/10) on the 10-day injured list with a left knee medial meniscus injury after undergoing surgery on 3/29...batted .389 (7-for-18) with 5R, 2 doubles, 3HR, 6RBI and 3BB in five games while on a rehab assignment with Triple-A Scranton/WB...was returned from rehab and reinstated from the 10-day injured list prior to the game on 5/11.
- ▶ Made his season debut on 5/11 at Tampa Bay and went 0-for-3.
- ▶ Recorded multiple hits in a career-high three straight games from 5/15-17 after going hitless in his first three games.
- ▶ Hit his first HR of the season — a solo HR in the eighth — and went 2-for-4 on 5/17 at Texas.
- ▶ Batted from the leadoff spot in the starting lineup for the fourth time in his career and the first time this year on 5/22 vs. Chicago-AL.
- ▶ Batted in the leadoff spot for just the fifth time in his career and second time in a span of four days (also 5/22 vs. Chicago-AL).
- ▶ Was placed on the 10-day injured list with a right oblique strain on 5/26...missed 22 team games...batted .421/.450/.842 (8-for-19) with 5R, 2 doubles, 2HR, 7RBI and 1BB in six games while on a rehab assignment with Triple-A Scranton/WB and Double-A Somerset...was returned from rehab and reinstated on 6/22.
- ▶ After being reinstated from the injured list on 6/22, hit 2HR in his first three games back and had six of his first 15H (6/22-7/6) go for extra bases (3 doubles, 1 triple, 2HR)...in his first four games back from 6/22-25, hit .353/.389/.824 (6-for-17) with 3R, 1 triple, 2HR, 3RBI and 1BB.



- ▶ Hit a first-inning solo HR and recorded his second career triple on 6/22 vs. Kansas City...his only other triple came on 5/29/19 vs. San Diego...also reached base three times, his most in a game since 9/19/20 at Boston (also three times)...was his first game with multiple extra-base hits since 9/17/20 vs. Toronto (also 2XBH).
- ▶ Hit a "walk-off" single in the ninth inning on 6/23 vs. Kansas City...marked his first career "walk-off" hit and second career "walk-off" plate appearance (also collected a "walk-off" sac fly on 9/12/20 vs. Baltimore).
- ▶ In seven games from 7/4-11, hit .435/.536/.522 (10-for-23) with 3R, 2 doubles, 4RBI, 4BB and 1HP...raised his BA from .188 to .241 in that span.
- ▶ Recorded a career-high five hits on 7/6 at Seattle...was just the third Yankee since 2013 to record at least 5H in a game, joining Didi Gregorius (5H on 7/23/19 at Minnesota) and Giancarlo Stanton (5H on 6/24/18 at Tampa Bay)...was the first Yankees first baseman to notch at least 5H in a game since Tino Martinez recorded 5H on 6/24/97 at Detroit.
- ▶ Reached base in 13-of-22 plate appearances over a five-game span from 7/6-11, batting .471/.591/.529 (8-for-17) with 2R, 1 double, 4RBI, 4BB and 1HP in that span.
- ▶ Collected a career-high-tying 3BB on 7/11 at Houston (also had 3BB on 5/12/19 at Tampa Bay)...recorded just 3BB in his previous 17 games (5/25-7/10).
- ▶ Was placed on the 10-day injured list on 7/16 (retroactive to 7/13) with left knee inflammation...missed 21 team games...in three rehab games with Triple-A Scranton-Wilkes-Barre from 8/3-6, batted .273 (3-for-11) with 2R, 1HR, 2RBI and 1HP...was returned from rehab and reinstated from the 10-day injured list on 8/8.
- ▶ Recorded 23RBI in his final 25 starts of the season (8/9-9/22).
- ▶ Hit a go-ahead RBI single in the seventh inning and a go-ahead solo HR in the ninth on 8/9 at Kansas City...marked his first career HR in the ninth inning or later that tied the game or gave his team the lead...was his second and third hits this season that he either tied the game or gave the Yankees the lead in the seventh inning or later (also "walk-off" single on 6/23 vs. Kansas City).
- ▶ Recorded a season-high seven-game hitting streak from 8/15-21, batting .500/.536/.962 (13-for-26) with 7R, 3 doubles, 3HR, 13RBI and 1BB over that span.
- ▶ 10 of his final 18H (8/17-G2-10/3) went for extra bases (4 doubles, 6HR).
- ▶ Was 4-for-5 with 2R, 1 double, 1HR and a season-high 4RBI on 8/20 vs. Minnesota...was just the third Yankees starting first baseman to record at least 4H and 4RBI in a game since 2011, joining Lyle Overbay (4H and 5RBI on 5/10/13 at Kansas City and Mark Teixeira (4H and 5RBI on 5/26/12 at Oakland)...marked his fourth career game with at least 4H (also 5H on 7/6/21 at Seattle, 4H on 6/29/19 at Boston in London and 4H on 9/19/18 vs. Boston)...his 4RBI were his most since 9/15/20 (5RBI).
- ▶ Was named the AL "Player of the Week" for 8/16-22 after hitting .476/.522/.905 (10-for-21) with 5R, 3 doubles, 2HR, 11RBI and 1BB in six games...his 11RBI were tied for the most in the Majors...also led the AL and ranked third in the Majors in SLG and OPS (1.427), ranked fourth in the Majors in BA (third in AL) and tied for fourth in the Majors in OBP (second in AL).
- ▶ Hit a pinch-hit solo HR in the ninth inning on 9/9 vs. Toronto...was his third career pinch-hit HR and his first as a Yankee (also 6/7/18 vs. Miami with St. Louis and 9/25/17 vs. Chicago-NL with St. Louis).
- ▶ Was placed on the 10-day injured list on 9/30 with left knee inflammation...was transferred to the 60-day injured list on 10/3.
- ▶ Hit .219 (7-for-32) with 7R, 2 doubles and 5RBI in 13 spring training games.



## PERSONAL

- ▶ Full name is Louis Linwood Voit III...was originally drafted as a catcher...started 43 games at catcher in the N.Y.-Penn League in 2013 before being converted to an infielder.
- ▶ Played collegiate baseball at Missouri State University and was a member of the 2012 team that qualified for an NCAA Regional.
- ▶ Graduated from Lafayette High School (Mo)...Major Leaguers David Freese and Ryan Howard also attended the school.
- ▶ Was presented with the Thurman Munson Award in February 2021.
- ▶ Wears No. 59 in honor of his brother, John, who wore the number when he played collegiate football at the United States Military Academy at West Point and served as team captain.



### Voit's Career Batting Record

| Year                       | Team                 | AVG         | G          | AB          | R          | H          | 2B         | 3B        | HR        | RBI        | SH       | SF        | HP        | BB         | SO         | SB       | CS       | E         | OBP         | SLG         |
|----------------------------|----------------------|-------------|------------|-------------|------------|------------|------------|-----------|-----------|------------|----------|-----------|-----------|------------|------------|----------|----------|-----------|-------------|-------------|
| 2013                       | State College        | .242        | 46         | 149         | 14         | 36         | 7          | 0         | 2         | 16         | 0        | 1         | 6         | 21         | 29         | 1        | 0        | 3         | .356        | .329        |
| 2014                       | Palm Beach           | .276        | 93         | 351         | 57         | 97         | 21         | 5         | 9         | 51         | 1        | 2         | 4         | 32         | 79         | 1        | 1        | 14        | .342        | .442        |
| 2015                       | Palm Beach           | .273        | 130        | 462         | 52         | 126        | 18         | 5         | 11        | 77         | 0        | 9         | 5         | 63         | 104        | 2        | 0        | 16        | .360        | .405        |
| 2016                       | Springfield          | .297        | 134        | 482         | 70         | 143        | 20         | 5         | 19        | 74         | 0        | 4         | 8         | 52         | 83         | 1        | 2        | 8         | .372        | .477        |
| 2017                       | Memphis              | .327        | 74         | 269         | 35         | 88         | 23         | 1         | 13        | 50         | 0        | 1         | 8         | 29         | 53         | 1        | 1        | 5         | .407        | .565        |
|                            | ST. LOUIS            | .246        | 62         | 114         | 18         | 28         | 9          | 0         | 4         | 18         | 0        | 0         | 3         | 7          | 31         | 0        | 0        | 0         | .306        | .430        |
| 2018                       | Memphis              | .299        | 67         | 234         | 35         | 70         | 16         | 2         | 9         | 36         | 0        | 1         | 5         | 31         | 49         | 0        | 1        | 5         | .391        | .500        |
|                            | Springfield          | .333        | 2          | 6           | 1          | 2          | 0          | 0         | 1         | 1          | 0        | 0         | 0         | 1          | 0          | 0        | 0        | 0         | .429        | .833        |
|                            | ST. LOUIS - a        | .182        | 8          | 11          | 2          | 2          | 0          | 0         | 1         | 3          | 0        | 0         | 0         | 2          | 4          | 0        | 0        | 0         | .308        | .455        |
|                            | Scranton/WB          | .310        | 9          | 29          | 2          | 9          | 2          | 0         | 1         | 3          | 0        | 0         | 0         | 3          | 7          | 0        | 0        | 2         | .375        | .483        |
|                            | YANKEES              | .333        | 39         | 132         | 28         | 44         | 5          | 0         | 14        | 33         | 0        | 0         | 1         | 15         | 39         | 0        | 0        | 2         | .405        | .689        |
| 2019                       | YANKEES - b, c       | .263        | 118        | 429         | 72         | 113        | 21         | 1         | 21        | 62         | 0        | 1         | 9         | 71         | 142        | 0        | 0        | 7         | .378        | .464        |
|                            | Scranton/WB          | .471        | 4          | 17          | 5          | 8          | 2          | 0         | 2         | 4          | 0        | 0         | 0         | 2          | 2          | 0        | 0        | 0         | .526        | .941        |
| 2020                       | YANKEES              | .277        | 56         | 213         | 41         | 59         | 5          | 0         | 22        | 52         | 0        | 1         | 3         | 17         | 54         | 0        | 0        | 3         | .338        | .610        |
| 2021                       | Somerset             | .438        | 5          | 16          | 4          | 7          | 1          | 0         | 2         | 6          | 0        | 0         | 0         | 1          | 5          | 0        | 0        | 0         | .471        | .875        |
|                            | Scranton/WB          | .344        | 9          | 32          | 8          | 11         | 3          | 0         | 4         | 9          | 0        | 0         | 1         | 3          | 8          | 0        | 0        | 2         | .417        | .813        |
|                            | YANKEES - d, e, f, g | .239        | 68         | 213         | 26         | 51         | 7          | 1         | 11        | 35         | 0        | 0         | 7         | 21         | 74         | 0        | 0        | 5         | .328        | .437        |
| <b>Minor League Totals</b> |                      | <b>.292</b> | <b>573</b> | <b>2047</b> | <b>283</b> | <b>597</b> | <b>113</b> | <b>18</b> | <b>73</b> | <b>327</b> | <b>1</b> | <b>18</b> | <b>37</b> | <b>238</b> | <b>419</b> | <b>6</b> | <b>5</b> | <b>55</b> | <b>.373</b> | <b>.471</b> |
| <b>AL Totals</b>           |                      | <b>.279</b> | <b>213</b> | <b>774</b>  | <b>141</b> | <b>216</b> | <b>31</b>  | <b>1</b>  | <b>57</b> | <b>147</b> | <b>0</b> | <b>2</b>  | <b>13</b> | <b>103</b> | <b>235</b> | <b>0</b> | <b>0</b> | <b>12</b> | <b>.372</b> | <b>.543</b> |
| <b>NL Totals</b>           |                      | <b>.240</b> | <b>70</b>  | <b>125</b>  | <b>20</b>  | <b>30</b>  | <b>9</b>   | <b>0</b>  | <b>5</b>  | <b>21</b>  | <b>0</b> | <b>0</b>  | <b>3</b>  | <b>9</b>   | <b>35</b>  | <b>0</b> | <b>0</b> | <b>0</b>  | <b>.307</b> | <b>.432</b> |
| <b>Major League Totals</b> |                      | <b>.267</b> | <b>351</b> | <b>1112</b> | <b>187</b> | <b>297</b> | <b>47</b>  | <b>2</b>  | <b>73</b> | <b>203</b> | <b>0</b> | <b>2</b>  | <b>23</b> | <b>133</b> | <b>344</b> | <b>0</b> | <b>0</b> | <b>17</b> | <b>.357</b> | <b>.510</b> |

Selected by the St. Louis Cardinals in the 22nd round of the 2013 First-Year Player Draft.

- a – Acquired by the Yankees with cash considerations in exchange for LHP Chasen Shreve and RHP Giovanni Gallegos on July 28, 2018.
- b – Placed on the 10-day injured list from July 2 (retroactive to June 30) - July 13, 2019 with an abdominal strain.
- c – Placed on the 10-day injured list from July 31 - August 30, 2019 with a sports hernia.
- d – Placed on the 10-day injured list from March 31 (retroactive to 3/29) - May 11, 2021 with a left knee medial meniscus injury surgery performed on 3/29).
- e – Placed on the 10-day injured list from May 27 (retroactive to 5/26) - June 22, 2021 with a right oblique strain.
- f – Placed on the 10-day injured list from July 16 (retroactive to 7/13) - August 8, 2021 with left knee inflammation.
- g – Placed on the 10-day injured list from September 30 - end of season with left knee inflammation... was transferred to the 60-day injured list on October 3.

### Voit's Postseason Record

| Year                          | Club vs. Opp.           | AVG         | G         | AB        | R        | H        | 2B       | 3B       | HR       | RBI      | SH       | SF       | HP       | BB       | SO        | SB       | CS       | E        | OBP         | SLG         |
|-------------------------------|-------------------------|-------------|-----------|-----------|----------|----------|----------|----------|----------|----------|----------|----------|----------|----------|-----------|----------|----------|----------|-------------|-------------|
| 2018                          | NY Yankees vs. OAK (WC) | .250        | 1         | 4         | 1        | 1        | 0        | 1        | 0        | 2        | 0        | 0        | 0        | 0        | 2         | 0        | 0        | 0        | .250        | .750        |
|                               | NY Yankees vs. BOS (DS) | .231        | 4         | 13        | 1        | 3        | 0        | 0        | 0        | 2        | 0        | 0        | 0        | 4        | 4         | 0        | 0        | 1        | .412        | .231        |
| 2019                          | NY Yankees vs. MIN (DS) |             |           |           |          |          |          |          |          |          |          |          |          |          |           |          |          |          |             |             |
|                               |                         |             |           |           |          |          |          |          |          |          |          |          |          |          |           |          |          |          |             |             |
| 2020                          | NY Yankees vs. CLE (WC) | .429        | 2         | 7         | 2        | 3        | 2        | 0        | 0        | 1        | 0        | 0        | 0        | 2        | 1         | 0        | 0        | 0        | .556        | .714        |
|                               | NY Yankees vs. TB (DS)  | .111        | 5         | 18        | 3        | 2        | 1        | 0        | 1        | 1        | 0        | 0        | 0        | 2        | 6         | 0        | 0        | 0        | .200        | .333        |
| <b>Wild Card Totals</b>       |                         | <b>.364</b> | <b>3</b>  | <b>11</b> | <b>3</b> | <b>4</b> | <b>2</b> | <b>1</b> | <b>0</b> | <b>3</b> | <b>0</b> | <b>0</b> | <b>0</b> | <b>2</b> | <b>3</b>  | <b>0</b> | <b>0</b> | <b>0</b> | <b>.462</b> | <b>.727</b> |
| <b>Division Series Totals</b> |                         | <b>.161</b> | <b>9</b>  | <b>31</b> | <b>4</b> | <b>5</b> | <b>1</b> | <b>0</b> | <b>1</b> | <b>3</b> | <b>0</b> | <b>0</b> | <b>0</b> | <b>6</b> | <b>10</b> | <b>0</b> | <b>0</b> | <b>1</b> | <b>.297</b> | <b>.290</b> |
| <b>POSTSEASON TOTALS</b>      |                         | <b>.214</b> | <b>12</b> | <b>42</b> | <b>7</b> | <b>9</b> | <b>3</b> | <b>1</b> | <b>1</b> | <b>6</b> | <b>0</b> | <b>0</b> | <b>0</b> | <b>8</b> | <b>13</b> | <b>0</b> | <b>0</b> | <b>1</b> | <b>.340</b> | <b>.405</b> |

### Voit's Career Fielding Record

| Position   | PCT  | G   | PO    | A  | E  | TC    | DP  |
|------------|------|-----|-------|----|----|-------|-----|
| First Base | .990 | 239 | 1,548 | 93 | 17 | 1,658 | 136 |
| Outfield   | -    | 1   | 0     | 0  | 0  | 0     | 0   |

### Voit's Career Home Run Chart

**MULTI-HOMER GAMES:** 6. **TWO-HOMER GAMES:** 2 - 6 times (last on 9/15/20 vs. TOR). **THREE-HOMER GAMES:** None. **GRAND SLAMS:** 1, 7/30/20 at BAL (John Means). **PINCH-HIT HR:** 3, last on 9/9/21 vs. TOR (Nate Pearson). **INSIDE-THE-PARK HR:** None. **"WALK-OFF" HR:** None. **LEADOFF HR:** None.

### Voit's Career Bests and Streaks

**HITS:** 5, 7/6/21 at SEA. **RUNS:** 4, 9/19/18 vs. BOS. **2B:** 3, on 6/29/19 at BOS. **3B:** 1 - 2 times (last on 6/22/21 vs. KC). **HR:** 2 - 6 times (last on 9/15/20 vs. TOR). **RBI:** 6, 9/11/20 vs. BAL-G2. **BB:** 3 - 2 times (last on 7/11/21 at HOU). **SO:** 4 - 3 times (last on 9/20/19 vs. TOR). **SB:** None. **HIT STREAK:** 13g, 4/13-26/19. **"WALK-OFF" HITS:** 1, on 6/23/21 vs. KC (single).

**Player of the Month:** None

**Player of the Week:** 3 times (last: 8/16-22/21)

**Rookie of the Month:** None



# TYLER WADE • INF/OF

# 14

**HT:** 6-1 • **WT:** 188 • **BATS:** L • **THROWS:** R  
**BIRTHDATE:** 11/23/94 • **OPENING DAY AGE:** 26  
**BIRTHPLACE:** Murrieta, Calif.  
**RESIDES:** Murrieta, Calif.  
**M.L. SERVICE:** 3 years, 88 days



## STATUS

- ▶ Selected by the Yankees in the fourth round of the 2013 First-Year Player Draft.

## CAREER NOTES

- ▶ Has played 2B, SS, 3B and all three outfield positions in his Major League career.
- ▶ Has been successful in 30-of-38 (78.9%) Major League stolen base attempts.
- ▶ Has made three career Opening Day rosters (2018, '20-21).

## 2021

- ▶ Hit .268 (34-for-127) with 31R, 5 doubles, 1 triple, 5RBI, 16BB and 17SB...was 17-for-23 (73.9%) in stolen base attempts this season...set career highs in batting average, on-base percentage, games played, runs scored, doubles, walks and stolen bases.
- ▶ His career-high 17SB were the most by a Yankee since 2017 (Brett Gardner-23SB; Jacoby Ellsbury-22SB).
- ▶ His 12 runs scored as a pinch runner were the most in the Majors.
- ▶ Batted .325 (13-for-40) with 1 triple and 1BB off left-handed pitching.
- ▶ Hit .304 (7-for-23) with 1 double, 4RBI and 6BB with RISP.
- ▶ Appeared in each of the Yankees' 24 games from 4/28-5/23...batted .296 (8-for-27) with 4R, 1 triple, 1RBI, 2BB and 1SB in that span.
- ▶ Played RF in the ninth inning on 4/29 at Baltimore after entering the game as an eighth-inning defensive replacement at 2B...marked his first appearance in the OF since 9/28/19 at Texas (CF).
- ▶ Recorded a career-high-tying 3H on 5/15 at Baltimore (also 7/11/18 at Baltimore)...marked his first multi-hit game of the season and his first such game since 9/21/19 vs. Toronto (2H).
- ▶ Hit a game-winning RBI triple in the sixth on 5/19 at Texas...was his second career triple (also 9/10/19 at Detroit).
- ▶ Appeared in CF in the ninth inning on 5/22 vs. Chicago-AL after entering the game as a pinch runner in the eighth inning...marked his first time playing the position since 9/28/19 at Texas.
- ▶ Made his first career start in CF on 5/30 at Detroit.
- ▶ Hit an RBI infield single in the 10th inning on 6/6 vs. Boston, first career hit in extra innings...had entered the game as a defensive replacement in CF in the ninth.
- ▶ Was part of a double steal with Greg Allen in the fourth inning on 7/21 vs. Philadelphia, marking the Yankees' first double steal since 9/25/20 vs. Miami (Wade and Gleyber Torres in the bottom of the 10th).
- ▶ Batted .356/.465/.424 (21-for-59) with 14R, 4 doubles, 3RBI, 11BB and 11SB over his final 42 games (7/30-10/3).
- ▶ During the month of August, hit .457/.548/.571 (16-for-35) with 10R, 4 doubles, 3RBI, 6BB and 7SB in 19 games...his 7SB were the most by a Yankee in a single calendar month since Jacoby Ellsbury's 8SB in April 2015.
- ▶ Tied his career high with 2RBI on 8/3 vs. Baltimore (seventh time and first since 9/26/20 vs. Miami), hitting a two-run double in the eighth.
- ▶ Recorded a career-high six-game hitting streak from 8/3-14, batting .588/.632/.765 (10-for-17) with 6R, 3 doubles, 2RBI, 2BB and 5SB in that span.
- ▶ In his final 15 starts from 8/7-10/3, hit .390/.490/.463 (16-for-41) with 8R, 3 doubles, 1RBI and 7BB in that span.
- ▶ Recorded multiple hits in four straight games with an at-bat from 8/7-12.
- ▶ Recorded six of his 14 career multi-hit games over a 10-game span (8/7-21) with at least multiple at-bats...had recorded just one multi-hit game in his first 23 games of the season with at least 2AB (5/15 at Baltimore, 3H).
- ▶ Scored a career-high 3R and reached base a career-high-tying three times on 8/9 at Kansas City.
- ▶ Was 2-for-3 with 1R, 2 doubles and 2SB on 8/11 at Kansas City, reaching base a career-high-tying three times for his second straight game...was the first Yankee to record 2XBB and 2SB in the same game since Jacoby Ellsbury on 4/4/14 at Toronto...also tied his career high in extra-base hits (also 1 double and 1HR on 7/11/18 at Baltimore) and stolen bases (second time, previous 4/25/19 at Los Angeles-AL).



- ▶ Entered the game on 9/22 vs. Texas as a pinch runner in the seventh inning, stealing both second and third base (did not bat)...marked just his third career game with multiple SB (also 2SB on 8/11/21 at Kansas City and 4/25/19 at Los Angeles-AL) and the second time he stole multiple bases in the same inning (also 4/25/19 at Los Angeles-AL).
- ▶ Scored the game-winning run on 10/3 vs. Tampa Bay that clinched the Yankees' postseason berth.
- ▶ Hit .220 (9-for-41) with 2R, 4 doubles and 2RBI in 15 spring training games.

## PERSONAL

- ▶ Full name is Tyler Dean Wade.
- ▶ Graduated in 2013 from Murrieta Valley H.S. (Calif.), hitting .524 as a senior.

### Wade's Career Batting Record

| Year                       | Club          | AVG         | G          | AB          | R          | H          | 2B         | 3B        | HR        | RBI        | SH        | SF        | HP        | BB         | SO         | SB         | CS        | E          | OBP         | SLG         |
|----------------------------|---------------|-------------|------------|-------------|------------|------------|------------|-----------|-----------|------------|-----------|-----------|-----------|------------|------------|------------|-----------|------------|-------------|-------------|
| 2013                       | GCL Yankees 1 | .309        | 46         | 162         | 37         | 50         | 10         | 0         | 0         | 12         | 2         | 0         | 2         | 32         | 42         | 11         | 1         | 7          | .429        | .370        |
|                            | Staten Island | .077        | 4          | 13          | 0          | 1          | 0          | 0         | 0         | 1          | 0         | 0         | 0         | 2          | 4          | 0          | 0         | 0          | .200        | .077        |
| 2014                       | Charleston    | .272        | 129        | 507         | 77         | 138        | 24         | 6         | 1         | 51         | 2         | 4         | 6         | 57         | 118        | 22         | 13        | 22         | .350        | .349        |
| 2015                       | Tampa         | .280        | 98         | 368         | 51         | 103        | 11         | 5         | 2         | 28         | 5         | 4         | 2         | 39         | 65         | 31         | 15        | 28         | .349        | .353        |
|                            | Trenton       | .204        | 29         | 113         | 6          | 23         | 4          | 0         | 1         | 3          | 1         | 0         | 1         | 2          | 24         | 2          | 1         | 7          | .224        | .265        |
| 2016                       | Trenton       | .259        | 133        | 505         | 90         | 131        | 16         | 7         | 5         | 27         | 4         | 1         | 7         | 66         | 103        | 27         | 8         | 26         | .352        | .349        |
| 2017                       | Scranton/WB   | .310        | 85         | 339         | 68         | 105        | 22         | 4         | 7         | 31         | 1         | 4         | 4         | 38         | 75         | 26         | 5         | 15         | .382        | .460        |
|                            | YANKEES       | .155        | 30         | 58          | 7          | 9          | 4          | 0         | 0         | 2          | 0         | 0         | 0         | 5          | 19         | 1          | 1         | 3          | .222        | .224        |
| 2018                       | YANKEES       | .167        | 36         | 66          | 8          | 11         | 4          | 0         | 1         | 5          | 0         | 0         | 0         | 4          | 23         | 1          | 0         | 1          | .214        | .273        |
|                            | Scranton/WB   | .255        | 91         | 364         | 46         | 93         | 18         | 4         | 4         | 27         | 2         | 2         | 3         | 37         | 82         | 11         | 8         | 13         | .328        | .360        |
| 2019                       | YANKEES       | .245        | 43         | 94          | 16         | 23         | 3          | 1         | 2         | 11         | 2         | 0         | 1         | 11         | 28         | 7          | 0         | 1          | .330        | .362        |
|                            | Scranton/WB   | .296        | 79         | 301         | 51         | 89         | 19         | 4         | 4         | 38         | 4         | 2         | 4         | 23         | 76         | 13         | 5         | 10         | .352        | .425        |
| 2020                       | YANKEES       | .170        | 52         | 88          | 19         | 15         | 3          | 0         | 3         | 10         | 1         | 1         | 3         | 12         | 22         | 4          | 1         | 1          | .288        | .307        |
| 2021                       | YANKEES       | .268        | 103        | 127         | 31         | 34         | 5          | 1         | 0         | 5          | 0         | 0         | 1         | 16         | 37         | 17         | 6         | 4          | .354        | .323        |
| <b>Minor League Totals</b> |               | <b>.274</b> | <b>694</b> | <b>2672</b> | <b>426</b> | <b>733</b> | <b>124</b> | <b>30</b> | <b>24</b> | <b>218</b> | <b>21</b> | <b>17</b> | <b>29</b> | <b>296</b> | <b>589</b> | <b>143</b> | <b>56</b> | <b>128</b> | <b>.351</b> | <b>.370</b> |
| <b>Major League Totals</b> |               | <b>.212</b> | <b>264</b> | <b>433</b>  | <b>81</b>  | <b>92</b>  | <b>19</b>  | <b>2</b>  | <b>6</b>  | <b>33</b>  | <b>3</b>  | <b>1</b>  | <b>5</b>  | <b>48</b>  | <b>129</b> | <b>30</b>  | <b>8</b>  | <b>10</b>  | <b>.298</b> | <b>.307</b> |

Selected by the Yankees in the fourth round of the 2013 First-Year Player Draft.

### Wade's Postseason Record

| Year                     | Club vs. Opp.           | AVG      | G        | AB       | R        | H        | 2B       | 3B       | HR       | RBI      | SH       | SF       | HP       | BB       | SO       | SB       | CS       | E        | OBP          | SLG      |
|--------------------------|-------------------------|----------|----------|----------|----------|----------|----------|----------|----------|----------|----------|----------|----------|----------|----------|----------|----------|----------|--------------|----------|
| 2017                     | NY Yankees vs. MIN (WC) |          |          |          |          |          |          |          |          |          |          |          |          |          |          |          |          |          |              |          |
| 2018                     | NY Yankees vs. OAK (WC) |          |          |          |          |          |          |          |          |          |          |          |          |          |          |          |          |          |              |          |
| 2019                     | NY Yankees vs. MIN (DS) |          |          |          |          |          |          |          |          |          |          |          |          |          |          |          |          |          |              |          |
| 2020                     | NY Yankees vs. CLE (WC) | -        | 2        | 0        | 0        | 0        | 0        | 0        | 0        | 0        | 0        | 0        | 0        | 0        | 0        | 0        | 0        | 0        | -            | -        |
|                          | NY Yankees vs. TB (DS)  | -        | 2        | 0        | 1        | 0        | 0        | 0        | 0        | 0        | 0        | 0        | 0        | 1        | 0        | 0        | 0        | 0        | 1.000        | -        |
| 2021                     | NY Yankees vs. BOS (WC) |          |          |          |          |          |          |          |          |          |          |          |          |          |          |          |          |          |              |          |
| <b>Wild Card Totals</b>  |                         | <b>-</b> | <b>2</b> | <b>0</b> | <b>0</b> | <b>0</b> | <b>0</b> | <b>0</b> | <b>0</b> | <b>0</b> | <b>0</b> | <b>0</b> | <b>0</b> | <b>0</b> | <b>0</b> | <b>0</b> | <b>0</b> | <b>0</b> | <b>-</b>     | <b>-</b> |
| <b>LDS Totals</b>        |                         | <b>-</b> | <b>2</b> | <b>0</b> | <b>1</b> | <b>0</b> | <b>0</b> | <b>0</b> | <b>0</b> | <b>0</b> | <b>0</b> | <b>0</b> | <b>0</b> | <b>1</b> | <b>0</b> | <b>0</b> | <b>0</b> | <b>0</b> | <b>1.000</b> | <b>-</b> |
| <b>Postseason Totals</b> |                         | <b>-</b> | <b>4</b> | <b>0</b> | <b>1</b> | <b>0</b> | <b>0</b> | <b>0</b> | <b>0</b> | <b>0</b> | <b>0</b> | <b>0</b> | <b>0</b> | <b>1</b> | <b>0</b> | <b>0</b> | <b>0</b> | <b>0</b> | <b>1.000</b> | <b>-</b> |

### Wade's Career Fielding Record

| Position    | PCT   | G   | PO  | A   | E | TC  | DP |
|-------------|-------|-----|-----|-----|---|-----|----|
| Second Base | .976  | 109 | 109 | 138 | 6 | 253 | 39 |
| Shortstop   | 1.000 | 66  | 41  | 63  | 0 | 104 | 6  |
| Third Base  | .953  | 33  | 14  | 27  | 2 | 43  | 3  |
| Outfield    | .961  | 57  | 47  | 2   | 2 | 51  | 0  |

### Wade's Career Home Run Chart

**MULTI-HOMER GAMES:** None. **TWO-HOMER GAMES:** None. **GRAND SLAMS:** None. **PINCH-HIT HR:** None. **INSIDE-THE-PARK HR:** None. **WALK-OFF HR:** None. **LEADOFF HR:** None.

### Wade's Career Bests and Streaks

**HITS:** 3 - 2 times (last on 5/15/21 at BAL). **RUNS:** 3, 8/9/21 at KC. **2B:** 2, 8/11/21 at KC. **3B:** 1 - 2 times (last on 5/19/21 at TEX). **HR:** 1 - 6 times (last on 9/26/20 vs. MIA). **RBI:** 2 - 7 times (last on 8/3/21 vs. BAL). **BB:** 2 - 3 times (last on 9/19/20 at BOS). **SO:** 3 - 6 times (last on 8/15/21 at CWS). **SB:** 2 - 3 times (last on 9/22/21 vs. TEX). **HIT STREAK:** 6g, 8/3-14/21. **"WALK-OFF" HITS:** None.

**Player of the Month:** None

**Player of the Week:** None

**Rookie of the Month:** None



# Additional Yankees in 2021

## OF GREG ALLEN

#22

- ▶ Hit .270 (10-for-37) with 9R, 4 doubles, 1 triple, 2RBI, 5BB, 5HP, 1SF and 5SB in 15 games over one stint with the Yankees (7/16-8/4)...appeared in all three outfield positions: RF (8G/8GS), LF (5G/0GS), CF (4G/3GS).
- ▶ Despite only playing in 15 games, his 5SB ranked fourth-most on the team, trailing only Tyler Wade (17SB), Gleyber Torres (14SB) and Aaron Judge (6SB).
- ▶ In his first 11 games with the Yankees this season, hit .300/.450/.500 (9-for-30) with 8R, 4 doubles, 1 triple, 2RBI, 5BB, 4HP, 5SB and 1SF.
- ▶ Hit safely in each of his first five games with the Yankees, batting .417/.500/.750 (5-for-12) with 5R, 2 doubles, 1 triple, 2RBI, 3BB, 3SB and 1SF over that span.
- ▶ According to the YES Network, Allen was just the second Yankee to record at least 3XBH and 3SB in his first five games with the Yankees, joining Harry Wolter (4/14-21/1910).
- ▶ Made his season debut on 7/16 vs. Boston, recording a pinch-hit single in the seventh inning (1-for-1)...was selected to the 26-man roster as a replacement player from Triple-A Scranton/Wilkes-Barre prior to the game.
- ▶ According to the YES Network, Allen was just the second Yankee to record at least 3XBH and 3SB in his first five games with the Yankees, joining Harry Wolter (4/14-21/1910).
- ▶ Stole a base in three straight games for the first time in his career from 7/18-21 (previous: 2G, five times, most recently from 9/24-25/18)...was just the third Yankee since 2018 to steal a base in three straight games and the fifth Yankee to do so since 2016, joining Tyler Wade (3G from 4/23-25/19), Didi Gregoriot (4G from 6/1-5/18), Brett Gardner (3G from 9/17-19/17) and Aaron Hicks (3G from 5/5-7/17).
- ▶ Reached base three times on 7/20 vs. Philadelphia, including a triple in the third inning (1-for-2, 2R, 1 triple, 2BB, 1SB)...marked his first triple since 7/17/19 at Cincinnati with Cleveland.
- ▶ Hit a game-tying RBI double in the fourth inning on 7/21 vs. Philadelphia (1-for-4, 1 double, 1RBI, 1SB).
- ▶ Was hit by a pitch in three consecutive games from 7/23-25, marking just the sixth time in franchise history a Yankee has been hit in three straight games and the first since Todd Frazier from 9/7-9/17.
- ▶ Did not play on 7/29 at Tampa Bay after being scratched from the starting lineup with soreness in his right knee.
- ▶ Was returned as a replacement player to Triple-A Scranton/Wilkes-Barre on 8/4.
- ▶ Made the Yankees' 2021 AL Wild Card Game roster...has made the postseason for the fourth time in his career (2017-18, '20-21).
- ▶ In 73 games with Triple-A Scranton/Wilkes-Barre, hit .326/.442/.465 (70-for-215) with 49R, 13 doubles, 1 triple, 5HR, 28RBI, 26BB, 19HP and 26SB.
- ▶ Was 2-for-19 with 1R, 1HR, 2RBI and 2BB in 11 spring training games with the Yankees...was outrighted off the Major League roster and onto the Triple-A roster on 3/1.

### Allen's 2021 Batting Record

| YEAR | CLUB        | AVG  | G  | AB  | R  | H  | 2B | 3B | HR | RBI | SH | SF | HP | BB | SO | SB | CS | E | OBP  | SLG  |
|------|-------------|------|----|-----|----|----|----|----|----|-----|----|----|----|----|----|----|----|---|------|------|
| 2021 | Scranton/WB | .326 | 73 | 215 | 49 | 70 | 13 | 1  | 5  | 28  | 3  | 0  | 19 | 26 | 45 | 26 | 2  | 2 | .442 | .465 |
|      | YANKEES     | .270 | 15 | 37  | 9  | 10 | 4  | 1  | 0  | 2   | 0  | 1  | 5  | 5  | 13 | 5  | 0  | 0 | .417 | .432 |

## OF TREY AMBURGEY

#95

- ▶ Was hitless in 4AB over two games with the Yankees in his only stint (7/15-8/18).
- ▶ Was signed to a Major League contract as a replacement player and selected to the 26-man roster from Triple-A Scranton/Wilkes-Barre on 7/15.
- ▶ Made his Major League debut on 7/16 vs. Boston, going 0-for-2 before being removed for a pinch hitter in the seventh...along with Hoy Park, it marked the first time the Yankees had multiple players make their Major League debut in the same game since 8/13/16 vs. Tampa Bay when Aaron Judge and Tyler Austin made their Major League debuts.
- ▶ Was placed on the 10-day injured list on 7/20 (retroactive to 7/19) with a right hamstring strain...commenced a rehab assignment with Triple-A Scranton/Wilkes-Barre on 8/10, going 1-for-15 with 1R, 1RBI and 3BB in five rehab games.
- ▶ Was returned from his rehab assignment, reinstated from the 10-day injured list and returned as a replacement player to Triple-A Scranton/Wilkes-Barre on 8/18.
- ▶ Hit .276 (71-for-257) with 36R, 23 doubles, 2 triples, 8HR, 52RBI, 25BB, 1HP and 1SB in 71 games with Triple-A Scranton/Wilkes-Barre.
- ▶ Attended spring training with the Yankees as a non-roster invitee, collecting 6BB over 15 games.

### Amburgey's 2021 Batting Record

| YEAR | CLUB        | AVG  | G  | AB  | R  | H  | 2B | 3B | HR | RBI | SH | SF | HP | BB | SO | SB | CS | E | OBP  | SLG  |
|------|-------------|------|----|-----|----|----|----|----|----|-----|----|----|----|----|----|----|----|---|------|------|
| 2021 | Scranton/WB | .276 | 71 | 257 | 36 | 71 | 23 | 2  | 8  | 52  | 0  | 5  | 1  | 25 | 81 | 1  | 0  | 1 | .337 | .475 |
|      | YANKEES     | .000 | 2  | 4   | 0  | 0  | 0  | 0  | 0  | 0   | 0  | 0  | 0  | 0  | 2  | 0  | 0  | 0 | .000 | .000 |

## C ROB BRANTLY

#62

- ▶ Was 3-for-20 with 1 double and 1HP in six games over two stints with the Yankees (7/16-26, 8/5-16).
- ▶ Was signed to a Major League contract as a replacement player and selected to the 26-man roster from Triple-A Scranton/Wilkes-Barre on 7/16.
- ▶ Made his Yankees debut on 7/20 vs. Philadelphia, going 1-for-4 with 1 double...his sixth-inning double marked his first Major League hit since 10/11/17 at Cleveland with Chicago-AL...also made his first Major League appearance at 1B...had made just five minor league appearances at 1B entering the game (2G/1GS in 2019, 3G/GS in 2021).



- ▶ Was returned as a replacement player to Triple-A Scranton/Wilkes-Barre on 7/26.
- ▶ Was selected as a replacement player to the 26-man roster from Triple-A Scranton/Wilkes-Barre on 8/5 and returned on 8/16.
- ▶ Made the Yankees' 2021 AL Wild Card Game roster...has made the postseason for the first time in his career.
- ▶ In 68 games with Triple-A Scranton/Wilkes-Barre, batted .289 (66-for-228) with 35R, 9 doubles, 1 triple, 9HR, 43RBI, 20BB, 14HP and 15B.
- ▶ Attended spring training with the Yankees as a non-roster invitee, batting .250 (3-for-12) with 2R, 2HR, 6RBI and 1BB in 10 games.

**Brantly's 2021 Batting Record**

| YEAR | CLUB        | AVG  | G  | AB  | R  | H  | 2B | 3B | HR | RBI | SH | SF | HP | BB | SO | SB | CS | E  | OBP  | SLG  |
|------|-------------|------|----|-----|----|----|----|----|----|-----|----|----|----|----|----|----|----|----|------|------|
| 2021 | Scranton/WB | .289 | 68 | 228 | 35 | 66 | 9  | 1  | 9  | 43  | 0  | 2  | 14 | 20 | 41 | 1  | 0  | 13 | .379 | .456 |
|      | YANKEES     | .150 | 6  | 20  | 0  | 3  | 1  | 0  | 0  | 0   | 0  | 0  | 1  | 0  | 4  | 0  | 0  | 0  | .190 | .200 |

**1B/OF JAY BRUCE****#30**

- ▶ Hit .118 (4-for-34) with 3R, 1 double, 1HR and 3RBI in 10 games with the Yankees.
- ▶ Was signed to a Major League contract and selected to the Yankees' 40-man roster on 3/27.
- ▶ Made his 13th career Opening Day roster and only with the Yankees (2009-21).
- ▶ Made his Yankees debut on Opening Day vs. Toronto, starting at 1B...was his second career Opening Day start at 1B (also 2019 w/ Seattle at Oakland at the Tokyo Dome on 3/20).
- ▶ Collected his first hit as a Yankee with a bases-loaded, two-run single off Tim Mayza in the sixth inning on 4/3 vs. Toronto...came on his 34th birthday.
- ▶ Hit his only home run as a Yankee on 4/6 vs. Baltimore, a solo shot in the second inning.
- ▶ Made his first career start out of the No. 9 spot in the lineup on 4/10 at Tampa Bay.
- ▶ Announced his retirement from Baseball on 4/18.
- ▶ Was signed by the Yankees to a minor league contract on 2/13 and attended spring training as a non-roster invitee, hitting .206 (7-for-34) with 2R, 2 doubles, 2HR and 3RBI in 15 games.

**Bruce's 2021 Batting Record**

| YEAR | CLUB    | AVG  | G  | AB | R | H | 2B | 3B | HR | RBI | SH | SF | HP | BB | SO | SB | CS | E | OBP  | SLG  |
|------|---------|------|----|----|---|---|----|----|----|-----|----|----|----|----|----|----|----|---|------|------|
| 2021 | YANKEES | .118 | 10 | 34 | 3 | 4 | 1  | 0  | 1  | 3   | 0  | 0  | 0  | 5  | 13 | 0  | 0  | 0 | .231 | .235 |

**RHP LUIS CESSA****#85**

- ▶ Went 3-1 with a 2.82 ERA (38.1IP, 12ER) and 31K in 29 relief appearances with the Yankees...opponents hit .218 (31-for-142, 2HR); LH .161 (9-for-56, 2HR), RH .256 (22-for-86, 0HR).
- ▶ Made his third career Opening Day roster (2016, '19, '21).
- ▶ Made eight appearances of at least 2.0IP with the Yankees with six of those appearances being scoreless.
- ▶ Started the season with a 6.2-inning scoreless streak from 4/5-13 (2H, 3BB).
- ▶ Tossed a season-high 3.1 scoreless innings on 7/7 at Seattle, his longest appearance since 8/18/19 vs. Cleveland (3.2IP)...marked his longest scoreless appearance since 7/18/19 vs. Tampa Bay (also 3.1IP).
- ▶ On 6/1 vs. Tampa Bay, tossed a perfect 11th inning and earned his first win of the season (1.0IP, 2K)...marked his first win since 9/4/19 vs. Texas.
- ▶ Was traded on 7/27 to the Cincinnati Reds with LHP Justin Wilson in exchange for a player to be named later (RHP Jason Parker).
- ▶ Went 1-0 with an 8.71 ERA (10.1IP, 10ER) and 15K in eight spring training relief appearances.

**Cessa's 2021 Pitching Record**

| Year | Club    | W | L | ERA  | G  | GS | CG | SHO | SV | IP   | H  | R  | ER | HR | HP | BB | SO | WP | BK |
|------|---------|---|---|------|----|----|----|-----|----|------|----|----|----|----|----|----|----|----|----|
| 2021 | YANKEES | 3 | 1 | 2.82 | 29 | 0  | 0  | 0   | 0  | 38.1 | 31 | 17 | 12 | 2  | 2  | 17 | 31 | 0  | 0  |

**OF JONATHAN DAVIS****#36**

- ▶ Was 1-for-17 (.059) with 4R and 1BB in 12 games over two stints (8/4-18, 8/23-24) with the Yankees.
- ▶ Was claimed off waivers from the Toronto Blue Jays on 8/3.
- ▶ Made his Yankees debut on 8/4 vs. Baltimore...was added to the active roster prior to the game...entered the game as a pinch runner and remained in the game in CF (1-for-1, 2R)...collected his first hit as a Yankee with an eighth-inning single.
- ▶ Was optioned to Triple-A Scranton/Wilkes-Barre on 8/18.
- ▶ Was designated for assignment on 9/9...was outrighted off the Major League roster and onto the roster of Triple-A Scranton/Wilkes-Barre on 9/11.
- ▶ Batted .143 (10-for-70) with 16R, 1 double, 1HR, 4RBI, 11BB, 45B, 3HP and 15F in 52 games with the Blue Jays this season...also was 2-for-10 (.200) with 3R, 1RBI, 3BB, 1HP and 15B in three games with Triple-A Buffalo.
- ▶ In 17 games with Triple-A Scranton/Wilkes-Barre, batted .193 (11-for-57) with 2 doubles, 1 triple, 2HR, 8RBI, 9BB, 5HP and 45B.

**Davis' 2021 Batting Record**

| YEAR | CLUB        | AVG  | G  | AB | R  | H  | 2B | 3B | HR | RBI | SH | SF | HP | BB | SO | SB | CS | E | OBP  | SLG  |
|------|-------------|------|----|----|----|----|----|----|----|-----|----|----|----|----|----|----|----|---|------|------|
| 2021 | TORONTO     | .143 | 52 | 70 | 16 | 10 | 1  | 0  | 1  | 4   | 0  | 1  | 3  | 11 | 21 | 4  | 1  | 0 | .282 | .200 |
|      | Buffalo     | .200 | 3  | 10 | 3  | 2  | 0  | 0  | 0  | 1   | 0  | 0  | 1  | 3  | 3  | 1  | 0  | 0 | .429 | .200 |
|      | YANKEES     | .059 | 12 | 17 | 4  | 1  | 0  | 0  | 0  | 0   | 0  | 0  | 0  | 1  | 5  | 0  | 0  | 0 | .111 | .059 |
|      | Scranton/WB | .193 | 17 | 57 | 13 | 11 | 2  | 1  | 2  | 8   | 0  | 1  | 5  | 9  | 20 | 4  | 2  | 1 | .347 | .358 |



**OF ESTEVAN FLORIAL**

#90

- ▶ In 11 games with the Yankees, was 6-for-20 (.300) with 3R, 2 doubles, 1HR, 2RBI, 5BB and 1SB over seven stints (5/27, 7/20-27, 7/28-29, 8/12, 8/21, 9/1-3, 9/19-22).
- ▶ Hit safely in each of his first four career games (8/28/20-7/21/21), the longest career-opening hitting streak by a Yankee since Thairo Estrada in 2019 (4G from 4/23-28/19)...the last Yankee with a longer streak was Hideki Matsui's seven-game streak to start his career in 2003...was also the first Yankee to collect a hit in each of his first four career games since Hideki Matsui (first 7G in 2003).
- ▶ Reached safely in each of his first five career games (8/28/21-7/22/21), the longest career-opening on-base streak by a Yankee since Mike Ford in 2019 (14G from 4/18-8/6/19).
- ▶ Made his season debut in G2 on 5/27 vs. Toronto, going 1-for-3 with 1 double.
- ▶ Hit his first career HR on 7/20 vs. Philadelphia, a solo HR in the eighth inning (1-for-3, 1R, 1HR, 2RBI, 1BB).
- ▶ Recorded the first multi-hit game of his career on 7/24 at Boston, collecting a single in the third and a double in the eighth (2-for-3, 1R, 1 double, 1BB)...also reached base a career-high three times.
- ▶ In 87G between Double-A Somerset and Triple-A Scranton/WB, batted .219 (76-for-347) with 70R, 19 doubles, 1 triple, 17HR, 47RBI, 46BB and 13SB...began the season with Somerset and was promoted to Scranton/Wilkes-Barre on 5/14.
- ▶ Batted .267 (4-for-15) with 2R, 3RBI and 1BB in 11 spring training games.

**Florial's 2021 Batting Record**

| YEAR | CLUB        | AVG  | G  | AB  | R  | H  | 2B | 3B | HR | RBI | SH | SF | HP | BB | SO  | SB | CS | E | OBP  | SLG  |
|------|-------------|------|----|-----|----|----|----|----|----|-----|----|----|----|----|-----|----|----|---|------|------|
| 2021 | Somerset    | .229 | 9  | 35  | 5  | 8  | 2  | 0  | 4  | 6   | 0  | 0  | 0  | 4  | 9   | 0  | 1  | 1 | .308 | .629 |
|      | Scranton/WB | .218 | 78 | 312 | 65 | 68 | 17 | 1  | 13 | 41  | 3  | 2  | 3  | 42 | 112 | 13 | 7  | 4 | .315 | .404 |
|      | YANKEES     | .300 | 11 | 20  | 3  | 6  | 2  | 0  | 1  | 2   | 0  | 0  | 0  | 5  | 6   | 1  | 0  | 0 | .440 | .550 |

**INF MIKE FORD**

#36

- ▶ Hit .133 (8-for-60) with 6R, 3HR, 5RBI, 11BB and 1HP in 22 games over two stints (4/9, 4/20-6/1) with the Yankees.
- ▶ Reached base in each of his first six games this season (4/20-29).
- ▶ Made his season debut on 4/20 vs. Atlanta, starting at 1B and drawing a bases-loaded walk in the eighth (0-for-3, 1RBI, 1BB).
- ▶ Homered in consecutive games for the second time in his career from 4/25-28 (also 8/25-26/19).
- ▶ Hit a game-tying RBI single in the 10th on 5/8 vs. Washington (1-for-4)...marked his first career go-ahead or game-tying hit in extra innings.
- ▶ Was 2-for-3 with 1R and 1BB on 5/18 at Texas, reaching base a career-high-tying three times (fourth time, first since 9/27/19 at Texas)...marked his first multi-hit game of the season and his first since 8/16/20 vs. Boston (2H).
- ▶ Hit solo HR in the sixth inning on 5/22 vs. Chicago-AL (1BB)...had an estimated distance of 447 ft., the longest HR of his career.
- ▶ Was designated for assignment on 6/12.
- ▶ Was traded to the Tampa Bay Rays on 6/17 in exchange for cash considerations and a player to be named later (OF Aldenis Sanchez).
- ▶ Batted .083 (2-for-24) with 3R, 1RBI and 3BB in seven games with Triple-A Scranton/Wilkes-Barre.
- ▶ Hit .259 (7-for-27) with 3R, 1 double, 1HR and 3RBI in 11 spring training games.

**Ford's 2021 Batting Record**

| YEAR | CLUB        | AVG  | G  | AB | R | H | 2B | 3B | HR | RBI | SH | SF | HP | BB | SO | SB | CS | E | OBP  | SLG  |
|------|-------------|------|----|----|---|---|----|----|----|-----|----|----|----|----|----|----|----|---|------|------|
| 2021 | YANKEES     | .133 | 22 | 60 | 6 | 8 | 0  | 0  | 3  | 5   | 0  | 0  | 1  | 11 | 23 | 0  | 0  | 0 | .278 | .283 |
|      | Scranton/WB | .083 | 7  | 24 | 3 | 2 | 0  | 0  | 0  | 1   | 0  | 1  | 1  | 3  | 8  | 0  | 0  | 1 | .207 | .083 |

**RHP DEIVI GARCÍA**

#83

- ▶ Was 0-2 with a 6.48 ERA (8.1IP, 6ER) and 7K in two starts with the Yankees over two stints (4/26, 5/29).
- ▶ Made his season debut on 4/26 at Baltimore, allowing 2ER in 4.0IP and taking the loss (3H, 3BB, 4K, 1HR)...was optioned to the Alternate Site following the game.
- ▶ Made his second start of the season on 5/29 at Detroit, allowing 5R/4ER over 4.1IP (5H, 1BB, 3K, 1HP) and recording his second loss in as many starts...was optioned to Triple-A Scranton/Wilkes-Barre following the game.
- ▶ In 24 games (22 starts) with Triple-A Scranton/Wilkes-Barre, went 3-7 with a 6.85 (90.2IP, 102H, 73R/69ER, 68BB, 97K, 21HR).
- ▶ In five official spring training starts, posted a 3.86 ERA (14.0IP, 6ER) with 14K...over his first four spring starts, he allowed just 2ER in 11.0IP while striking out 12 batters...was optioned to Triple-A Scranton/Wilkes-Barre on 3/26.
- ▶ Was named the winner of the 2021 James P. Dawson Award, presented annually to the top rookie in spring training as voted on by Yankees beat writers.

**García's 2021 Pitching Record**

| Year | Club        | W | L | ERA  | G  | GS | CG | SHO | SV | IP   | H   | R  | ER | HR | HP | BB | SO | WP | BK |
|------|-------------|---|---|------|----|----|----|-----|----|------|-----|----|----|----|----|----|----|----|----|
| 2021 | YANKEES     | 0 | 2 | 6.48 | 2  | 2  | 0  | 0   | 0  | 8.1  | 8   | 7  | 6  | 1  | 1  | 4  | 7  | 0  | 0  |
|      | Scranton/WB | 3 | 7 | 6.85 | 24 | 22 | 0  | 0   | 0  | 90.2 | 102 | 73 | 69 | 21 | 7  | 68 | 97 | 7  | 1  |



## INF CHRIS GITTENS

#92

- ▶ Was 4-for-36 (.111) with 1R, 1HR, 5RBI, 7BB and 15F in 16 games over two stints (6/5-20, 7/16-8/13) with the Yankees.
- ▶ Made his Major League debut on 6/5 vs. Boston, drawing a ninth-inning walk...was signed to a Major League contract and selected to the 26-man roster from Triple-A Scranton/Wilkes-Barre prior to the game...was the first Yankee to make his Major League debut this season...was the first Yankees infielder to make his Major League debut since Thairo Estrada on 4/21/19 vs. Kansas City (PH) and the first Yankee to make his ML debut starting at 1B since Garrett Cooper on 7/14/17 at Boston.
- ▶ The Yankees' season-opening 58-game stretch without having a player make his Major League debut was the longest since 2002 when Marcus Thames was the first Yankee to make his big league debut in the Yankees' 64th game of the season (6/10/02 vs. Arizona).
- ▶ Recorded his first Major League hit on 6/15 at Toronto, a solo HR in the fourth (1-for-4, 1R, 1HR, 1RBI)...traveled an estimated 439 ft. (according to Statcast)...was the first Yankee to hit a HR for his first career hit since Kyle Higashioka on 7/1/18 vs. Boston...was just the sixth Yankee since 2005 to accomplish the feat, joining Higashioka, Aaron Judge (8/13/16 vs. Tampa Bay), Tyler Austin (8/13/16 vs. Tampa Bay), Mason Williams (6/12/15 at Baltimore) and Zelous Wheeler (7/3/14 at Minnesota)...snapped an 0-for-14 stretch to begin his career.
- ▶ Collected a pinch-hit two-run single in the seventh and a sac fly in the ninth on 6/17 at Toronto.
- ▶ Hit a 118.0 mph single in the fourth inning on 7/23 at Boston, tied for the 18th-hardest hit this season (Statcast).
- ▶ Left the game on 7/24 vs. Boston in the eighth inning after rolling his right ankle...was placed on the 10-day injured list on 7/25 with a right ankle sprain.
- ▶ Played in two rehab games with Double-A Somerset, batting .375 (3-for-8) with 3R, 1HR, 3RBI and 1BB...was returned from his rehab assignment, reinstated from the 10-day injured list and optioned to Triple-A Scranton/Wilkes-Barre on 8/13.
- ▶ Combined with Triple-A Scranton/Wilkes-Barre and Double-A Somerset to hit .305/.440/.649 (47-for-154) with 40R, 8 doubles, 15HR, 47RBI, 37BB, 15F and 1HP...in 45 games with the Railriders, batted .301/.440/.644 (44-for-146) with 37R, 8 doubles, 14HR, 44RBI, 36BB, 15F and 1HP.
- ▶ Attended spring training with the Yankees as a non-roster invitee, batting .316 (6-for-19) with 5R, 3HR, 7RBI and 5BB in 20 games.

### Gittens' 2021 Batting Record

| YEAR | CLUB        | AVG  | G  | AB  | R  | H  | 2B | 3B | HR | RBI | SH | SF | HP | BB | SO | SB | CS | E | OBP  | SLG  |
|------|-------------|------|----|-----|----|----|----|----|----|-----|----|----|----|----|----|----|----|---|------|------|
| 2021 | Scranton/WB | .301 | 45 | 146 | 37 | 44 | 8  | 0  | 14 | 44  | 0  | 1  | 1  | 36 | 46 | 0  | 0  | 3 | .440 | .644 |
|      | YANKEES     | .111 | 16 | 36  | 1  | 4  | 0  | 0  | 1  | 5   | 0  | 1  | 0  | 7  | 13 | 0  | 0  | 0 | .250 | .194 |
|      | Somerset    | .375 | 2  | 8   | 3  | 3  | 0  | 0  | 1  | 3   | 0  | 0  | 0  | 1  | 2  | 0  | 0  | 0 | .444 | .750 |

## RHP BRODY KOERNER

#61

- ▶ Made two relief appearances over one stint with the Yankees (8/3-20), posting a 3.00 ERA (3.0IP, 1ER).
- ▶ Made his Major League debut on 8/3 vs. Baltimore, allowing 1ER in 2.0 innings of relief (2H, 1BB, 1HP)...was signed to a Major League contract and selected to the 26-man roster from Triple-A Scranton/Wilkes-Barre prior to the game...made his debut along with starting pitcher Luis Gil and reliever Stephen Ridings, marking the first time the Yankees had at least three players make their Major League debut in same game since 9/18/08 vs. Chicago-AL (Francisco Cervelli, Juan Miranda, Humberto Sanchez), according to *Elias*...marked the second time in franchise history the Yankees had three pitchers make their big league debut in the same game (also 9/26/50 vs. Washington-AL, Lew Burdette, Dave Madison, Ernie Nevel)...was the second time this season the Yankees had multiple players make their Major League debut (Trey Amburgey and Hoy Park on 7/16 vs. Boston).
- ▶ On 8/20 vs. Minnesota, tossed 1.0 scoreless inning of relief (1BB, 1K)...struck out Rob Refsnyder (swinging) in the ninth inning for his first career strikeout...was optioned to Triple-A Scranton/Wilkes-Barre following the game.
- ▶ Was outrighted off the Major League roster and onto the roster of Triple-A Scranton/Wilkes-Barre on 8/26.
- ▶ Was selected optioned to Triple-A Scranton/Wilkes-Barre on 10/3...was designated for assignment on 10/5...was outrighted off the Major League roster and onto the roster of Triple-A Scranton/Wilkes-Barre on 10/7.
- ▶ In 26 games (15 starts) with Triple-A Scranton/Wilkes-Barre, went 3-4 with a 3.39 ERA (77.0IP, 75H, 30R/29ER, 23BB, 64K, 8HR).

### Koerner's 2021 Pitching Record

| Year | Club        | W | L | ERA  | G  | GS | CG | SHO | SV | IP   | H  | R  | ER | HR | HP | BB | SO | WP | BK |
|------|-------------|---|---|------|----|----|----|-----|----|------|----|----|----|----|----|----|----|----|----|
| 2021 | Scranton/WB | 3 | 4 | 3.39 | 26 | 15 | 0  | 0   | 0  | 77.0 | 75 | 30 | 29 | 8  | 6  | 23 | 64 | 3  | 1  |
|      | YANKEES     | 0 | 0 | 3.00 | 2  | 0  | 0  | 0   | 0  | 3.0  | 2  | 1  | 1  | 0  | 1  | 2  | 1  | 0  | 0  |

2021 SEASON SUMMARY

MANAGER, COACHES & STAFF BIOS

FULL PLAYER BIOS

ADDITIONAL PLAYER BIOS

HISTORICAL STATS & POSTSEASON RECORDS

POSTSEASON SERIES RECAPS

MINORS & 2022 SCHEDULE



**RHP BROOKS KRISKE****#82**

- ▶ Was 1-1 with a 15.26 ERA (7.2IP, 13ER) and 7K in eight relief appearances over six stints (4/17-21, 6/2-12, 6/26-28, 7/10-22, 8/11-16, 9/1-7).
- ▶ Earned his first career win on 7/21 vs. Philadelphia after tossing a scoreless 10th inning (1K).
- ▶ Recorded his first career loss and blown save on 7/22 at Boston after allowing 2R/1ER in the 10th inning (0.2IP, 1BB, 1K, 4WP)...allowed a "walk-off" sacrifice fly to Hunter Renfroe...his 4WP matched the most by a reliever in a single game in Major League history (eighth time, first since Adam Ottavino on 6/25/17 with Colorado)...also marked the first time in Major League history that a pitcher recorded 4WP in less than 1.0IP.
- ▶ In 24 relief appearances with Triple-A Scranton/Wilkes-Barre this season, was 1-1 with one save, a 3.81 ERA (28.1 IP, 12ER) and 41K.
- ▶ Posted a 3.38 ERA (5.1IP, 2ER) with 8K in six spring training relief appearances.

**Kriske's 2021 Pitching Record**

| Year | Club        | W | L | ERA   | G  | GS | CG | SHO | SV | IP   | H  | R  | ER | HR | HP | BB | SO | WP | BK |
|------|-------------|---|---|-------|----|----|----|-----|----|------|----|----|----|----|----|----|----|----|----|
| 2021 | YANKEES     | 1 | 1 | 15.26 | 8  | 0  | 0  | 0   | 0  | 7.2  | 12 | 14 | 13 | 5  | 1  | 6  | 7  | 5  | 0  |
|      | Scranton/WB | 1 | 1 | 3.81  | 24 | 0  | 0  | 0   | 1  | 28.1 | 15 | 15 | 12 | 2  | 1  | 14 | 41 | 5  | 0  |

**OF RYAN LAMARRE****#39**

- ▶ Batted .190 (4-for-21) with 3R, 2HR, 4RBI, 2BB, 1HP and 1SB in nine games over two stints (5/16-6/16, 7/18-30) with the Yankees.
- ▶ Made his Yankees debut on 5/16 at Baltimore, going 0-for-3 before being removed for a PH (Brett Gardner) in the ninth...was signed to a Major League contract and selected to the 26-man roster from Triple-A Scranton/Wilkes-Barre prior to the game.
- ▶ Left the game in the third inning on 5/19 at Texas with a right hamstring injury (0-for-1)...underwent further evaluation and imaging when the team returned to New York...was placed on the 10-day injured list on 5/20 with a right hamstring strain.
- ▶ Was returned from his rehab assignment, reinstated from the 10-day injured list and outrighted off the Major League roster on 6/16.
- ▶ Was selected to the 26-man roster from Triple-A Scranton/Wilkes-Barre on 7/18...hit a two-run HR in the eighth inning that night vs. Boston (2-for-3, 2R, 1HR, 2RBI, 1BB)...marked his first HR since 9/27/19 at Kansas City with Minnesota...his single in the fifth marked his first hit since 9/27/19 at Kansas City as well...was just the sixth time in his career he has reached base at least three times in a game (first since 9/21/18 vs. Chicago-NL with Chicago-AL).
- ▶ Recorded a pinch-hit "walk-off" single in the 10th inning on 7/21 vs. Philadelphia...was his second career "walk-off" hit (also a "walk-off" single in the 16th inning on 4/18/18 vs. Cleveland with Minnesota)...was the first pinch-hit "walk-off" hit by a Yankee since Mike Ford on 9/1/19 vs. Oakland (HR in the ninth inning).
- ▶ Hit a solo HR in the eighth on 7/27 at Tampa Bay (1-for-4, 1R, 1HR, 1RBI).
- ▶ Was designated for assignment on 7/30...was outrighted off the Major League roster and onto the roster of Triple-A Scranton/Wilkes-Barre on 8/2.
- ▶ In 60 games with Triple-A Scranton/Wilkes-Barre, hit .277 (57-for-206) with 27R, 13 doubles, 2 triples, 6HR, 34RBI, 27BB, 7HP and 14SB.
- ▶ Attended spring training with the Yankees as a non-roster invitee, batting .250 (4-for-16) with 2R, 1HR, 3RBI and 3BB in 14 games.

**LaMarre's 2021 Batting Record**

| YEAR | CLUB        | AVG  | G  | AB  | R  | H  | 2B | 3B | HR | RBI | SH | SF | HP | BB | SO | SB | CS | E | OBP  | SLG  |
|------|-------------|------|----|-----|----|----|----|----|----|-----|----|----|----|----|----|----|----|---|------|------|
| 2021 | Scranton/WB | .277 | 60 | 206 | 27 | 57 | 13 | 2  | 6  | 34  | 0  | 0  | 7  | 27 | 62 | 14 | 6  | 1 | .379 | .447 |
|      | YANKEES     | .190 | 9  | 21  | 3  | 4  | 0  | 0  | 2  | 4   | 0  | 0  | 1  | 2  | 6  | 1  | 0  | 1 | .292 | .476 |

**OF TIM LOCASTRO****#33**

- ▶ Batted .190 (4-for-21) with 4R, 2 doubles, 1HR, 2RBI, 1BB and 1SF in nine game with the Yankees.
- ▶ Was acquired from the Arizona Diamondbacks on 7/1 in exchange for RHP Keegan Curtis...was added to the Yankees' active roster on 7/2.
- ▶ Made his Yankees debut in Game 1 on 7/4 vs. New York-NL, recording a sac fly in the second inning.
- ▶ Hit his second HR this season—first with the Yankees—on 7/11 at Houston, a solo HR to lead off the fourth inning...marked his first HR since 4/1 at San Diego with Arizona...became the fifth New York-born Yankee to homer for the club since 1993, joining Alex Rodriguez (351HR from 2004-13, '15-16), Raul Ibanez (19HR in 2012), John Flaherty (12HR from 2003-05) and Clay Bellinger (12HR from 1999-2001).
- ▶ Left the game with right knee soreness at the start of the second inning on 7/17 vs. Boston...he was examined at Yankee Stadium by team physicians and was sent to NewYork-Presbyterian Hospital to undergo an MRI and further evaluation.
- ▶ Was placed on the 10-day injured list on 7/18 with a right ACL injury...underwent surgery on his right knee on 7/21...the surgery was performed by Dr. David W. Altchek...was transferred to the 60-day injured list on 7/25.
- ▶ In 55 games with the Diamondbacks this season, hit .178 (21-for-118) with 11R, 2 doubles, 1HR, 5RBI, 6BB, 9HP and 5SB.

**Locastro's 2021 Batting Record**

| YEAR | CLUB         | AVG  | G  | AB  | R  | H  | 2B | 3B | HR | RBI | SH | SF | HP | BB | SO | SB | CS | E | OBP  | SLG  |
|------|--------------|------|----|-----|----|----|----|----|----|-----|----|----|----|----|----|----|----|---|------|------|
| 2021 | DIAMONDBACKS | .178 | 55 | 118 | 11 | 21 | 2  | 0  | 1  | 5   | 0  | 0  | 9  | 6  | 26 | 5  | 3  | 0 | .271 | .220 |
|      | YANKEES      | .190 | 9  | 21  | 4  | 4  | 2  | 0  | 1  | 2   | 0  | 1  | 0  | 1  | 7  | 0  | 0  | 0 | .217 | .429 |



**RHP NICK NELSON**

**#79**

- ▶ Went 0-2 with an 8.79 ERA (14.1IP, 14ER) and 22K in 11 appearances (two starts) with the Yankees over six stints (4/1-25, 5/27, 5/30-6/4, 7/6-23, 8/7-8, 8/9-18)...recorded multiple strikeouts in eight of his 11 outings.
- ▶ Made his first career Opening Day roster.
- ▶ Recorded the loss on Opening Day, allowing the extra-innings inherited runner on second to score in the 10th inning (1.0IP, 1H, 1R/0ER, 3K).
- ▶ Made his first career start on 4/16 vs. Tampa Bay, recording the loss after allowing 2ER in 1.0IP (2H, 2BB, 2K).
- ▶ Made his second career start on 7/7 at Seattle, allowing 1ER and a career-high-tying 3BB in 0.2IP (0H, 1K, 1HP, 1WP).
- ▶ Went 3-4 with a 3.81 ERA (52.0IP, 50H, 31R/22ER, 29BB, 62K, 6HR) in 29 appearances (five starts) with Triple-A Scranton/Wilkes-Barre.
- ▶ Went 1-0 with a 0.90 ERA (10.0IP, 1ER) and 10K in six spring training relief appearances.

**Nelson's 2021 Pitching Record**

| Year | Club        | W | L | ERA  | G  | GS | CG | SHO | SV | IP   | H  | R  | ER | HR | HP | BB | SO | WP | BK |
|------|-------------|---|---|------|----|----|----|-----|----|------|----|----|----|----|----|----|----|----|----|
| 2021 | YANKEES     | 0 | 2 | 8.79 | 11 | 2  | 0  | 0   | 0  | 14.1 | 15 | 16 | 14 | 0  | 3  | 16 | 22 | 5  | 0  |
|      | Scranton/WB | 3 | 4 | 3.81 | 29 | 5  | 0  | 0   | 1  | 52.0 | 50 | 31 | 22 | 6  | 2  | 29 | 62 | 13 | 0  |

**RHP DARREN O'DAY**

**#56**

- ▶ Posted a 3.38 ERA (10.2IP, 4ER) and 11K in 12 relief appearances over two stints (4/1-5/1, 6/29-7/6) with the Yankees.
- ▶ Made his 13th career Opening Day roster (2008-18, '20-21)...began the 2019 season on the injured list.
- ▶ Began the season with a season-high 5.1 scoreless inning streak over his first six games from 4/1-14 (5H, 1BB, 6K).
- ▶ Made his Yankees debut on Opening Day (4/1) vs. Toronto, tossing a scoreless ninth inning (1.0IP, 1H, 1K).
- ▶ On 4/26 at Baltimore, recorded a balk in the sixth that allowed a runner at third to score (1.0IP, 1H, 1ER, 2K, 1HP)...was his third career balk and first since 6/25/18 vs. Seattle with Baltimore.
- ▶ Missed 53 games on the 10-day injured list with a right rotator cuff strain (4/30-6/29)...did not allow a run in three rehab outings with Triple-A Scranton/Wilkes-Barre (3.0IP, 2H, 6K).
- ▶ Was placed on the 10-day injured list with a left hamstring strain on 7/6...was transferred to the 60-day injured list on 7/23, missing the remainder of the season.
- ▶ Posted a 1.93 ERA (4.2IP, 1ER) and 7K in six spring training relief appearances.

**O'Day's 2021 Pitching Record**

| Year | Club        | W | L | ERA  | G  | GS | CG | SHO | SV | IP   | H | R | ER | HR | HP | BB | SO | WP | BK |
|------|-------------|---|---|------|----|----|----|-----|----|------|---|---|----|----|----|----|----|----|----|
| 2021 | YANKEES     | 0 | 0 | 3.38 | 12 | 0  | 0  | 0   | 0  | 10.2 | 9 | 4 | 4  | 2  | 1  | 4  | 11 | 0  | 1  |
|      | Scranton/WB | 0 | 0 | 0.00 | 3  | 0  | 0  | 0   | 0  | 3.0  | 2 | 0 | 0  | 0  | 0  | 0  | 6  | 0  | 0  |

**INF/OF HOY PARK**

**#98**

- ▶ Appeared in one game for the Yankees, going hitless in 1AB in his only stint (7/16-21).
- ▶ Made his Major League debut on 7/16 vs. Boston...was signed to a Major League contract as a replacement player and selected to the 26-man roster from Triple-A Scranton/Wilkes-Barre prior to the game...entered the game as pinch hitter in the seventh (0-for-1)...remained in the game in RF, his first professional appearance at the position...had made just five career appearances in the OF prior Friday's game, with all five of those games coming in 2021 with Triple-A Scranton/WB (4GS in CF and 1GS in LF).
- ▶ Along with Trey Amburgey, it marked the first time the Yankees had multiple players make their Major League debut in the same game since 8/13/16 vs. Tampa Bay when Aaron Judge and Tyler Austin made their Major League debuts.
- ▶ Was returned as a replacement player to Triple-A Scranton/Wilkes-Barre on 7/21.
- ▶ Was traded alongside INF Diego Castillo on 7/26 to the Pittsburgh Pirates in exchange for RHP Clay Holmes.
- ▶ Combined with Double-A Somerset and Triple-A Scranton/Wilkes-Barre to hit .302/.448/.525 (61-for-202) with 48R, 10 doubles, 1 triple, 11HR, 32RBI, 52BB/31BB, 3HP, 25F and 115B in 58 games...began the year with Somerset, batting .194 (6-for-31) with 4R, 1 double, 1HR, 3RBI, 6BB, 15F and 35B in 10 games before being promoted to Scranton/Wilkes-Barre on 5/18...hit .327/.475/.567 (56-for-171) with 44R, 9 doubles, 1 triple, 10HR, 29RBI, 46BB, 15F and 85B in 48 games with the Railriders...appeared defensively at 2B (27G/25GS), SS (24G/23GS), CF (5G/5GS), 3B (2G/2GS) and LF (1G/1GS) between both Somerset and Scranton/Wilkes-Barre.
- ▶ Attended spring training with the Yankees as a non-roster invitee, going 0-for-7 with 1R, 1RBI, 4BB and 15B in 11 games.

**Park's 2021 Batting Record**

| YEAR | CLUB        | AVG  | G  | AB  | R  | H  | 2B | 3B | HR | RBI | SH | SF | HP | BB | SO | SB | CS | E | OBP  | SLG  |
|------|-------------|------|----|-----|----|----|----|----|----|-----|----|----|----|----|----|----|----|---|------|------|
| 2021 | Somerset    | .194 | 10 | 31  | 4  | 6  | 1  | 0  | 1  | 3   | 1  | 1  | 0  | 6  | 3  | 3  | 0  | 3 | .316 | .323 |
|      | Scranton/WB | .327 | 48 | 171 | 44 | 56 | 9  | 1  | 10 | 29  | 2  | 1  | 3  | 46 | 46 | 8  | 4  | 3 | .475 | .567 |
|      | YANKEES     | .000 | 1  | 1   | 0  | 0  | 0  | 0  | 0  | 0   | 0  | 0  | 0  | 0  | 0  | 0  | 0  | 0 | .000 | .000 |



**RHP STEPHEN RIDINGS****#70**

- ▶ Posted a 1.80 ERA (5.0IP, 1ER) and 7K in five relief appearances in his only stint with the Yankees (8/3-16).
- ▶ Four of his five appearances with the Yankees were scoreless...struck out seven of 20 batters faced in those outings.
- ▶ Made his Major League debut on 8/3 vs. Baltimore, tossing a scoreless seventh inning in relief (1H, 3K)...was signed to a Major League contract as a replacement player and selected to the 26-man roster from Triple-A Scranton/Wilkes-Barre prior to the game...made his debut along with starting pitcher Luis Gil and reliever Brody Koerner, marking the first time the Yankees had at least three players make their Major League debut in same game since 9/18/08 vs. Chicago-AL (Francisco Cervelli, Juan Miranda, Humberto Sanchez), according to Elias...marked the second time in franchise history the Yankees had three pitchers make their big league debut in the same game (also 9/26/50 vs. Washington-AL, Lew Burdette, Dave Madison, Ernie Nevel)...was the second time this season the Yankees had multiple players make their Major League debut (Trey Amburgey and Hoy Park on 7/16 vs. Boston).
- ▶ Was returned as a replacement player to Triple-A Scranton/Wilkes-Barre on 8/16.
- ▶ Combined with Double-A Somerset and Triple-A Scranton/Wilkes-Barre to go 5-0 with 1.24 ERA (29.0IP, 16H, 8R/4ER, 4BB, 42K, 2HR) in 22 relief appearances...began the season with Somerset and was promoted to Scranton/Wilkes-Barre on 7/6...on 7/21 vs. Rochester with Scranton/WB, tossed a hitless ninth inning, combining with RHP Luis Gil (6.0IP, 2BB, 9K) and RHP Reggie McClain (2.0IP, 2K) to throw a no-hitter.

**Ridings's 2021 Pitching Record**

| Year | Club        | W | L | ERA  | G  | GS | CG | SHO | SV | IP   | H | R | ER | HR | HP | BB | SO | WP | BK |
|------|-------------|---|---|------|----|----|----|-----|----|------|---|---|----|----|----|----|----|----|----|
| 2021 | Somerset    | 4 | 0 | 0.47 | 14 | 0  | 0  | 0   | 2  | 19.0 | 8 | 2 | 1  | 0  | 3  | 2  | 30 | 3  | 0  |
|      | Scranton/WB | 1 | 0 | 2.70 | 8  | 0  | 0  | 0   | 1  | 10.0 | 8 | 6 | 3  | 2  | 0  | 2  | 12 | 0  | 0  |
|      | YANKEES     | 0 | 0 | 1.80 | 5  | 0  | 0  | 0   | 0  | 5.0  | 4 | 2 | 1  | 0  | 0  | 2  | 7  | 0  | 0  |

**RHP SAL ROMANO****#68**

- ▶ In four relief appearances with the Yankees, was 0-1 with a 5.40 ERA (3.1IP, 2ER) and 5K over three stints (7/22-31, 9/9-10, 9/14-20).
- ▶ Posted a 5.23 ERA (20.2IP, 12ER) and 12K without recording a decision in 14 relief appearances with the Cincinnati Reds this season...was designated for assignment by the Reds on 5/14 and elected free agency on 5/17...was signed by the Yankees to a minor league contract and assigned to Triple-A Scranton/Wilkes-Barre on 5/19...was released and re-signed by the Yankees as a minor league free agent on 7/18.
- ▶ Was signed to a Major League contract and selected to the 26-man roster from Triple-A Scranton/Wilkes-Barre on 7/22...made his Yankees debut that night at Boston, entering the game with two outs in the sixth inning and tossing 0.2 innings of scoreless relief (1H)...marked his first Major League appearance since 5/13 at Colorado with Cincinnati.
- ▶ Was claimed off waivers by the Milwaukee Brewers from the Yankees on 8/3...made his 17th appearance of the season—and only outing with Milwaukee—on 8/7 vs. San Francisco, allowing 4R/3ER over 1.0IP (4H, 1HR)...was designated for assignment on 8/10 and elected free agency on 8/13.
- ▶ Was again signed by the Yankees to a minor league contract on 8/14...was selected to the Major League roster on 9/9 and designated for assignment on 9/10...elected free agency in lieu of accepting an outright assignment on 9/13 and resigned with Yankees on 9/14.
- ▶ On 9/14 at Baltimore, allowed 1ER and recorded one out in the ninth before being removed due to injury (0.1IP, 2H, 1BB, 1K)...his X-rays following the game were negative...was signed to a Major League contract prior to the game.
- ▶ Was placed on the 10-day injured list on 9/17 (retroactive to 9/15) with a right index finger sprain...was later released from the roster on 9/20.
- ▶ In 25 relief appearances with Scranton/Wilkes-Barre this season, was 1-1 with two saves, a 3.56 ERA (30.1IP, 12ER) and 25K.

**Romano's 2021 Pitching Record**

| Year | Club        | W | L | ERA   | G  | GS | CG | SHO | SV | IP   | H  | R  | ER | HR | HP | BB | SO | WP | BK |
|------|-------------|---|---|-------|----|----|----|-----|----|------|----|----|----|----|----|----|----|----|----|
| 2021 | CINCINNATI  | 0 | 0 | 5.23  | 14 | 0  | 0  | 0   | 0  | 20.2 | 20 | 14 | 12 | 4  | 0  | 9  | 0  | 0  | 1  |
|      | Scranton/WB | 1 | 1 | 3.56  | 25 | 0  | 0  | 0   | 2  | 30.1 | 36 | 18 | 12 | 1  | 1  | 5  | 25 | 2  | 0  |
|      | YANKEES     | 0 | 1 | 5.40  | 4  | 0  | 0  | 0   | 0  | 3.1  | 7  | 2  | 2  | 0  | 1  | 2  | 5  | 0  | 0  |
|      | MILWAUKEE   | 0 | 1 | 27.00 | 1  | 0  | 0  | 0   | 0  | 1.0  | 4  | 4  | 3  | 1  | 0  | 0  | 0  | 0  | 0  |

**RHP CLARKE SCHMIDT****#86**

- ▶ Made two appearances (one start) with the Yankees, posting a 5.68 ERA (6.1IP, 4ER) and 6K over two stints (9/12-13, 9/17-19).
- ▶ Missed the first 114 games of the season on the 60-day injured list with a right elbow strain (3/27-8/11)...made four rehab starts with the FCL Yankees, Low-A Tampa and Double-A Somerset from 7/26-8/11, going 0-1 with a 2.92 ERA (12.1IP, 4ER) with 14K...was returned from his rehab assignment, reinstated from the 60-day injured list and optioned to Triple-A Scranton/Wilkes-Barre after the game on 8/11.
- ▶ Made his season debut and second career start (fourth appearance) on 9/12 at New York-NL, allowing 5R/2ER over 4.1IP in a no-decision (7H, 3BB, 2K, 1HR, 1HP)...was recalled from Triple-A Scranton/Wilkes-Barre prior to the game...drew a walk in his first career plate appearance...was the 15th different pitcher to start a game for the Yankees this season...marked just the seventh time in franchise history the Yankees have used at least 15 different starting pitchers in a season: also 18 in 1946, 16 in 1989, 16 in 1915, 15 in 1987, 15 in 1959 and 15 in 1907.



- ▶ Was optioned to Triple-A Scranton/Wilkes-Barre following the game on 9/13.
- ▶ Allowed 3R/2ER over 2.0 innings of relief on 9/19 vs. Cleveland (4H, 2BB, 4K)...was optioned to Triple-A Scranton/Wilkes-Barre following the game.
- ▶ Combined with the FCL Yankees, Low-A Tampa, Double-A Somerset and Triple-A Scranton/Wilkes-Barre to go 0-2 with a 2.37 ERA (38.0IP, 32H, 18R/10ER, 12BB, 46K, 6HR) in 10 games (nine starts).
- ▶ Did not appear in a spring training game for the Yankees.

## Schmidt's 2021 Pitching Record

| Year | Club        | W | L | ERA  | G | GS | CG | SHO | SV | IP   | H  | R  | ER | HR | HP | BB | SO | WP | BK |
|------|-------------|---|---|------|---|----|----|-----|----|------|----|----|----|----|----|----|----|----|----|
| 2021 | FCL Yankees | 0 | 0 | 0.00 | 1 | 1  | 0  | 0   | 0  | 3.0  | 1  | 0  | 0  | 0  | 0  | 0  | 5  | 0  | 0  |
|      | Tampa       | 0 | 0 | 3.00 | 1 | 1  | 0  | 0   | 0  | 3.0  | 1  | 1  | 1  | 0  | 0  | 2  | 4  | 0  | 0  |
|      | Somerset    | 0 | 1 | 4.26 | 2 | 2  | 0  | 0   | 0  | 6.1  | 5  | 3  | 3  | 2  | 1  | 2  | 5  | 0  | 0  |
|      | Scranton/WB | 0 | 1 | 2.10 | 6 | 5  | 0  | 0   | 0  | 25.2 | 25 | 14 | 6  | 4  | 1  | 8  | 32 | 1  | 0  |
|      | YANKEES     | 0 | 0 | 5.68 | 2 | 1  | 0  | 0   | 0  | 6.1  | 11 | 8  | 4  | 1  | 1  | 5  | 6  | 0  | 0  |

## OF MIKE TAUCHMAN

#39

- ▶ Hit .214 (3-for-14) with 1R, 1 double and 1BB in 11 games with the Yankees.
- ▶ Made his fourth career Opening Day roster (2018-21).
- ▶ Entered as a pinch-runner in the ninth inning on Opening Day, stealing second and third base before being removed defensively in the 10th (did not bat)...according to the YES Network, became the first player in Major League history to have 2SB off the bench on Opening Day...was his second career multi-steal game (also 8/1/20 vs. Boston).
- ▶ Recorded his first hit of the season on 4/12 at Toronto.
- ▶ Was traded to San Francisco on 4/27 in exchange for LHP Wandy Peralta and a player to be named later.
- ▶ Hit .250 (7-for-28) with 6R, 3HR and 4RBI in 12 spring training games.

## Tauchman's 2021 Batting Record

| YEAR | CLUB    | AVG  | G  | AB | R | H | 2B | 3B | HR | RBI | SH | SF | HP | BB | SO | SB | CS | E | OBP  | SLG  |
|------|---------|------|----|----|---|---|----|----|----|-----|----|----|----|----|----|----|----|---|------|------|
| 2021 | YANKEES | .214 | 11 | 14 | 1 | 3 | 1  | 0  | 0  | 0   | 1  | 0  | 0  | 1  | 6  | 2  | 0  | 0 | .267 | .286 |

## INF ANDREW VELAZQUEZ

#71

- ▶ Batted .224 (15-for-67) with 11R, 4 doubles, 1 triple, 1HR, 6RBI, 1BB and 4SB in 28 games over two stints with the Yankees (8/9-9/11, 10/2-3).
- ▶ Made his Yankee debut on 8/9 at Kansas City (0-for-4, 1R)...was signed to a Major League contract and selected to the 26-man roster from Triple-A Scranton/Wilkes-Barre prior to the game.
- ▶ Recorded his first hit as a Yankee on 8/10 at Kansas City, a double in the third (1-for-4, 1R, 1 double).
- ▶ Hit .313/.333/.563 (10-for-32) with 7R, 3 doubles, 1 triple, 1HR, 6RBI, 1BB and 3SB in his 10 games from 8/17 (G1)-8/27.
- ▶ Recorded a go-ahead two-run single in the second inning of Game 1 on 8/17 vs. Boston (1-for-3, 2RBI)...marked his first career multi-RBI game.
- ▶ Hit a go-ahead, RBI single in the second inning and an RBI single in the eighth on 8/18 vs. Boston (2-for-4, 1R, 2RBI)...marked his second career game with multiple RBI (also Game 1 on 8/17 vs. Boston).
- ▶ Was 2-for-3 with 2R, 1 triple and 1SB on 8/19 vs. Minnesota...was his second straight game with multiple hits and was his third career multi-hit game...his triple in the third inning was the second of his career (also tripled on 8/15/20 vs. Washington with Baltimore).
- ▶ Drew a bases loaded walk in the first on 8/20 vs. Minnesota (0-for-3, 1BB, 1RBI).
- ▶ Had a career-long five-game hit streak from 8/21-27), batting .263 (5-for-19) with 4R, 3 doubles, 1HR, 1RBI and 1SB over that stretch.
- ▶ Hit his first career HR in the eighth on 8/21 vs. Minnesota, a solo shot off Ralph Garza, Jr. (1-for-4, 1R, 1HR, 1RBI)...became the sixth New York-born Yankee to homer for the club since 1993 and the second this season...joined Tim Lincecum (1HR on 7/11/21 at Houston), Alex Rodriguez (351HR from 2004-13, '15-16), Raul Ibanez (19HR in 2012), John Flaherty (12HR from 2003-05) and Clay Bellinger (12HR from 1999-2001).
- ▶ Was optioned to Triple-A Scranton/Wilkes-Barre following the game on 9/11.
- ▶ In 77 games with the RailRiders this season, hit .273/.362/.451 (72-for-264) with 40R, 20 doubles, 3 triples, 7HR, 46RBI, 37BB and 29SB...at the time of his call-up, his 26 stolen bases with Triple-A Scranton/Wilkes-Barre led all of Triple-A.
- ▶ Made the Yankees' AL Wild Card Game roster, his first career postseason roster...started the game at SS before being removed from the game in the sixth inning (0-for-1).
- ▶ Attended spring training with the Yankees as a non-roster invitee, going 5-for-25 (.200) with 6R, 1 double, 1RBI, 3BB and 1SB in 16 games.

## Velazquez's 2021 Batting Record

| YEAR | CLUB        | AVG  | G  | AB  | R  | H  | 2B | 3B | HR | RBI | SH | SF | HP | BB | SO | SB | CS | E | OBP  | SLG  |
|------|-------------|------|----|-----|----|----|----|----|----|-----|----|----|----|----|----|----|----|---|------|------|
| 2021 | Scranton/WB | .273 | 77 | 264 | 40 | 72 | 20 | 3  | 7  | 46  | 2  | 2  | 1  | 37 | 87 | 29 | 3  | 7 | .362 | .451 |
|      | YANKEES     | .224 | 28 | 67  | 11 | 15 | 4  | 1  | 1  | 6   | 0  | 0  | 0  | 1  | 23 | 4  | 1  | 3 | .235 | .358 |



- ▶ In 21 relief appearances with the Yankees, was 1-1 with a 7.50 ERA (18.0IP, 15ER) and 15K.
- ▶ Began the season on the injured list with left shoulder inflammation from 3/31 (retro. to 3/29) - 4/9.
- ▶ On 5/8 vs. Washington, tossed a scoreless 11th inning to record his first win of the season (1.0IP, 2K). ...marked his first win with the Yankees since 9/7/15 vs. Baltimore...according to *Elias*, the last Yankee to go as long between wins with the team was Tyler Clippard, who had 9 years, 66 days between wins with the team (06/05/07-08/10/16).
- ▶ Missed 27 games on the 10-day injured list from 5/29-6/30 with a right hamstring strain...did not allow a hit in three scoreless rehab appearances with Triple-A Scranton/Wilkes-Barre (3.0IP, 2BB, 2K).
- ▶ On 7/3 vs. New York-NL, allowed 5ER without recording an out (4H, 1BB)...became the fifth Yankees pitcher since 1994 to allow at least 5R without recording an out, joining Adam Ottavino (6R on 9/7/20 at TOR), Jonathan Holder (5R on 6/24/19 vs. TOR and 7R on 8/2/18 at BOS), Esmil Rogers (5R on 6/5/15 vs. LAA) and Edwar Ramirez (5R on 8/9/08 at LAA).
- ▶ Tossed a season-high 1.1 scoreless innings of relief on 7/21 vs. Philadelphia (1BB).
- ▶ Was traded on 7/27 to the Cincinnati Reds with RHP Luis Cessa in exchange for a player to be named later (RHP Jason Parker).
- ▶ Posted a 23.14 ERA (2.1IP, 6ER) with 3K in four spring training relief appearances... was removed from the game on 3/22 with tightness in his left shoulder...underwent an MRI on 3/23 that did not reveal anything actionable...was treated for his symptom of tightness of his left shoulder and was given an oral anti-inflammatory medication.

## Wilson's 2021 Pitching Record

| Year | Club        | W | L | ERA  | G  | GS | CG | SHO | SV | IP   | H  | R  | ER | HR | HP | BB | SO | WP | BK |
|------|-------------|---|---|------|----|----|----|-----|----|------|----|----|----|----|----|----|----|----|----|
| 2021 | YANKEES     | 1 | 1 | 7.50 | 21 | 0  | 0  | 0   | 0  | 18.0 | 18 | 17 | 15 | 5  | 1  | 9  | 15 | 1  | 0  |
|      | Scranton/WB | 0 | 0 | 0.00 | 3  | 0  | 0  | 0   | 0  | 3.0  | 0  | 0  | 0  | 0  | 0  | 2  | 2  | 0  | 0  |

## RHP ASHER WOJCIECHOWSKI

## #61

- ▶ Made one start for the Yankees on 7/21 vs. Philadelphia, allowing 2ER over 4.0IP (3H, 3BB, 4K, 1HR, 1HP) without recording a decision...was signed to a Major League contract and selected to the 26-man roster from Triple-A Scranton/Wilkes-Barre prior to the game...surrendered a leadoff HR to Jean Segura.
- ▶ Was designated for assignment on 7/22...was outrighted off the Major League roster and onto the roster of Triple-A Scranton/Wilkes-Barre and elected free agency today in lieu of accepting an outright assignment on 7/24.
- ▶ In four appearances (three starts) with Triple-A Scranton/Wilkes-Barre, went 0-1 with one save, a 5.68 ERA (12.2IP, 8ER) and 17K.

## Wojciechowski's 2021 Pitching Record

| Year | Club        | W | L | ERA  | G | GS | CG | SHO | SV | IP   | H  | R | ER | HR | HP | BB | SO | WP | BK |
|------|-------------|---|---|------|---|----|----|-----|----|------|----|---|----|----|----|----|----|----|----|
| 2021 | Scranton/WB | 0 | 1 | 5.68 | 4 | 3  | 0  | 0   | 1  | 12.2 | 14 | 8 | 8  | 1  | 1  | 5  | 17 | 0  | 0  |
|      | YANKEES     | 0 | 0 | 4.50 | 1 | 1  | 0  | 0   | 0  | 4.0  | 3  | 2 | 2  | 1  | 1  | 3  | 4  | 0  | 0  |



# New York Yankees Managers

| MANAGER                | YEARS                       | WON           | LOST         | TIED      | PCT         | AL TITLES | WS TITLES |
|------------------------|-----------------------------|---------------|--------------|-----------|-------------|-----------|-----------|
| Joe McCarthy           | 1931-46                     | 1,460         | 867          | 21        | .627        | 8         | 7         |
| Joe Torre              | 1996-2007                   | 1,173         | 767          | 2         | .605        | 6         | 4         |
| Casey Stengel          | 1949-60                     | 1,149         | 696          | 6         | .623        | 10        | 7         |
| Miller Huggins         | 1918-29                     | 1,067         | 719          | 10        | .597        | 6         | 3         |
| Ralph Houk             | 1961-63, '66-73             | 944           | 806          | 7         | .539        | 3         | 2         |
| Joe Girardi            | 2008-17                     | 910           | 710          | 0         | .562        | 1         | 1         |
| Billy Martin           | 1975-78, '79, '83, '85, '88 | 556           | 385          | 0         | .591        | 2         | 1         |
| Clark Griffith         | 1903-08                     | 419           | 370          | 18        | .531        | 0         | 0         |
| <b>AARON BOONE</b>     | <b>2018-21</b>              | <b>328</b>    | <b>218</b>   | <b>0</b>  | <b>.601</b> | <b>0</b>  | <b>0</b>  |
| Buck Showalter         | 1992-95                     | 313           | 268          | 1         | .539        | 0         | 0         |
| Lou Piniella           | 1986-87, '88                | 224           | 193          | 0         | .537        | 0         | 0         |
| Bill Donovan           | 1915-17                     | 220           | 239          | 6         | .479        | 0         | 0         |
| Yogi Berra             | 1964, '84-85                | 192           | 148          | 2         | .565        | 1         | 0         |
| Bucky Harris           | 1947-48                     | 191           | 117          | 1         | .620        | 1         | 1         |
| George Stallings       | 1909-10                     | 153           | 138          | 7         | .526        | 0         | 0         |
| Bill Virdon            | 1974-75                     | 142           | 124          | 0         | .534        | 0         | 0         |
| Stump Merrill          | 1990-91                     | 120           | 155          | 0         | .436        | 0         | 0         |
| Frank Chance           | 1913-14                     | 117           | 168          | 5         | .411        | 0         | 0         |
| Dick Howser            | 1978 (1 game), 1980         | 103           | 60           | 0         | .632        | 0         | 0         |
| Bob Lemon              | 1978-79, '81-82             | 99            | 73           | 0         | .576        | 2         | 1         |
| Gene Michael           | 1981, '82                   | 92            | 76           | 0         | .548        | 0         | 0         |
| Bob Shawkey            | 1930                        | 86            | 68           | 0         | .558        | 0         | 0         |
| Hal Chase              | 1910-11                     | 85            | 78           | 1         | .521        | 0         | 0         |
| Johnny Keane           | 1965-66                     | 81            | 101          | 0         | .445        | 0         | 0         |
| Bill Dickey            | 1946                        | 57            | 48           | 0         | .543        | 0         | 0         |
| Dallas Green           | 1989                        | 56            | 65           | 0         | .463        | 0         | 0         |
| Harry Wolverton        | 1912                        | 50            | 102          | 1         | .329        | 0         | 0         |
| Bucky Dent             | 1989-90                     | 36            | 53           | 0         | .404        | 0         | 0         |
| Clyde King             | 1982                        | 29            | 33           | 0         | .468        | 0         | 0         |
| Norman "Kid" Elberfeld | 1908                        | 27            | 71           | 0         | .276        | 0         | 0         |
| Roger Peckinpaugh      | 1914                        | 10            | 10           | 0         | .500        | 0         | 0         |
| Johnny Neun            | 1946                        | 8             | 6            | 0         | .571        | 0         | 0         |
| Art Fletcher           | 1929                        | 6             | 5            | 0         | .545        | 0         | 0         |
| <b>TOTALS</b>          | <b>1903-2021</b>            | <b>10,503</b> | <b>7,937</b> | <b>88</b> | <b>.570</b> | <b>40</b> | <b>27</b> |



Joe McCarthy [C] is the winningest manager in Yankees history, having compiled a 1,460-867 (.627) regular season record over 16 seasons. He won seven World Series (1932, '36-39, '41, '43) in eight appearances with the club and owns the best career winning percentage of any Yankees skipper who piloted the club for at least two full seasons. In the photo above, he stands between sluggers Lou Gehrig [L] and Babe Ruth [R].

# New York Yankees General Managers

|                                     |                       |                     |
|-------------------------------------|-----------------------|---------------------|
| Joseph Gavin (1)                    | 1903-1904             | 2/27/1909-12/5/1912 |
| Abe Nahan (1)                       | 1904-2/27/1909        |                     |
| Thomas Davis (2)                    | 2/27/1909-12/5/1912   |                     |
| Arthur Irwin (3)                    | 12/6/1912-1914        |                     |
| Harry Sparrow (3)                   | 1/11/1915-5/7/1920    |                     |
| Ed Barrow (4)                       | 10/28/1920-2/20/1945  |                     |
| Larry MacPhail                      | 2/21/1945-10/7/1947   |                     |
| George Weiss                        | 10/7/1947-11/2/1960   |                     |
| Roy Hamey                           | 11/3/1960-10/22/1963  |                     |
| Ralph Houk                          | 10/22/1963-5/7/1966   |                     |
| Dan Topping, Jr. (5)                | 5/7/1966-10/12/1966   |                     |
| Lee MacPhail                        | 12/3/1966-10/23/1973  |                     |
| Gabe Paul (6)                       | 11/1/1973-12/31/1977  |                     |
| Cedric Tallis (7)                   | 1/1/1978-10/31/1979   |                     |
| Gene Michael                        | 11/1/1979-11/20/1980  |                     |
| Cedric Tallis and Bill Bergesch (8) | 11/21/1980-7/1/1983   |                     |
| Murray Cook                         | 7/1/1983-4/9/1984     |                     |
| Clyde King                          | 4/9/1984-10/9/1986    |                     |
| Woody Woodward                      | 10/10/1986-10/18/1987 |                     |
| Lou Piniella                        | 10/19/1987-5/29/1988  |                     |
| Bob Quinn                           | 6/8/1988-3/20/1989    |                     |
| Syd Thrift (9)                      | 3/21/1989-8/29/1989   |                     |
| Bob Quinn                           | 8/29/1989-10/13/1989  |                     |
| Harding Peterson                    | 10/18/1989-8/19/1990  |                     |
| Gene Michael                        | 8/20/1990-10/22/1995  |                     |
| Bob Watson                          | 10/23/1995-2/2/1998   |                     |
| Brian Cashman                       | 2/3/1998-present      |                     |

- (1) Held title of Secretary and handled all business affairs.
- (2) Served as Secretary through the end of 1914, however ceased control over all business matters after the arrival of Arthur Irwin on 12/6/1912.
- (3) Held title of Business Manager.
- (4) Held titles of Yankees Business Manager and Secretary until 1/7/1939 when he was named president, but performed GM duties throughout.
- (5) Served as acting GM and frequently consulted Ralph Houk.
- (6) Did not have title of general manager during points of his tenure but performed GM duties.
- (7) Al Rosen, who was team president from 3/27/1978-7/19/1979, also performed baseball operations duties typical of a GM during parts of his tenure.
- (8) Did not have title of general manager but together performed GM duties.
- (9) Formally held title of "Senior Vice President of Baseball Operations" but performed the duties of a GM. Bob Quinn served as his assistant while maintaining the General Manager title he held previous to Thrift's arrival.



General Manager Bob Watson [R] celebrates with the 1996 World Series trophy after the Yankees defeated Atlanta in Game 6 at Yankee Stadium.

2021 SEASON SUMMARY  
MANAGER, COACHES & STAFF BIOS  
FULL PLAYER BIOS  
ADDITIONAL PLAYER BIOS

HISTORICAL STATS & POSTSEASON RECORDS

POSTSEASON SERIES RECAPS

MINORS & 2022 SCHEDULE



# Year-by-Year Results

**Franchise History:** 119 seasons, 57 playoff apps. (Won 27 WS, Lost 13 WS, Lost 6 ALCS, Lost 9 ALDS, Lost 2 WC Games)

**AL East Winner (since Div. play in 1969):** 19 times (incl. first-half win in 1981); **Wild Card:** 9 times (1995, '97, 2007, '10, '15, '17-18, '20-21)

| Year | Postseason | Position | GA/GB | Won | Lost | Tied | Pct. | Manager                | Attendance | Stadium                |
|------|------------|----------|-------|-----|------|------|------|------------------------|------------|------------------------|
| 1903 |            | Fourth   | -17.0 | 72  | 62   | 2    | .537 | Clark Griffith         | 211,808    | Hilltop Park           |
| 1904 |            | Second   | -1.5  | 92  | 59   | 4    | .609 | Clark Griffith         | 438,919    | Hilltop Park           |
| 1905 |            | Sixth    | -21.5 | 71  | 78   | 3    | .477 | Clark Griffith         | 309,100    | Hilltop Park           |
| 1906 |            | Second   | -3.0  | 90  | 61   | 4    | .596 | Clark Griffith         | 434,700    | Hilltop Park           |
| 1907 |            | Fifth    | -21.0 | 70  | 78   | 4    | .473 | Clark Griffith         | 350,020    | Hilltop Park           |
| 1908 |            | Eighth   | -39.5 | 51  | 103  | 1    | .331 | Griffith-Kid Elberfeld | 305,500    | Hilltop Park           |
| 1909 |            | Fifth    | -23.5 | 74  | 77   | 2    | .490 | George Stallings       | 501,000    | Hilltop Park           |
| 1910 |            | Second   | -14.5 | 88  | 63   | 5    | .583 | Stallings-Hal Chase    | 355,857    | Hilltop Park           |
| 1911 |            | Sixth    | -25.5 | 76  | 76   | 1    | .500 | Hal Chase              | 302,444    | Hilltop Park           |
| 1912 |            | Eighth   | -55.0 | 50  | 102  | 1    | .329 | Harry Wolverton        | 242,194    | Hilltop Park           |
| 1913 |            | Seventh  | -38.0 | 57  | 94   | 2    | .377 | Frank Chance           | 357,551    | Polo Grounds           |
| 1914 |            | T-Sixth  | -30.0 | 70  | 84   | 3    | .455 | Chance-Peckinpauugh    | 359,477    | Polo Grounds           |
| 1915 |            | Fifth    | -32.5 | 69  | 83   | 2    | .454 | Bill Donovan           | 256,035    | Polo Grounds           |
| 1916 |            | Fourth   | -11.0 | 80  | 74   | 2    | .519 | Bill Donovan           | 469,211    | Polo Grounds           |
| 1917 |            | Sixth    | -28.5 | 71  | 82   | 2    | .464 | Bill Donovan           | 330,294    | Polo Grounds           |
| 1918 |            | Fourth   | -13.5 | 60  | 63   | 3    | .488 | Miller Huggins         | 282,047    | Polo Grounds           |
| 1919 |            | Third    | -7.5  | 80  | 59   | 2    | .576 | Miller Huggins         | 619,164    | Polo Grounds           |
| 1920 |            | Third    | -3.0  | 95  | 59   | 0    | .617 | Miller Huggins         | 1,289,422  | Polo Grounds           |
| 1921 | Lost WS    | First    | +4.5  | 98  | 55   | 0    | .641 | Miller Huggins         | 1,230,696  | Polo Grounds           |
| 1922 | Lost WS    | First    | +1.0  | 94  | 60   | 0    | .610 | Miller Huggins         | 1,026,134  | Polo Grounds           |
| 1923 | Won WS     | First    | +16.0 | 98  | 54   | 0    | .645 | Miller Huggins         | 1,007,066  | Orig. Yankee Stadium   |
| 1924 |            | Second   | -2.0  | 89  | 63   | 1    | .586 | Miller Huggins         | 1,053,533  | Orig. Yankee Stadium   |
| 1925 |            | Seventh  | -28.5 | 69  | 85   | 2    | .448 | Miller Huggins         | 697,267    | Orig. Yankee Stadium   |
| 1926 | Lost WS    | First    | +3.0  | 91  | 63   | 1    | .591 | Miller Huggins         | 1,027,095  | Orig. Yankee Stadium   |
| 1927 | Won WS     | First    | +19.0 | 110 | 44   | 1    | .714 | Miller Huggins         | 1,164,015  | Orig. Yankee Stadium   |
| 1928 | Won WS     | First    | +2.5  | 101 | 53   | 0    | .656 | Miller Huggins         | 1,072,132  | Orig. Yankee Stadium   |
| 1929 |            | Second   | -18.0 | 88  | 66   | 0    | .571 | Huggins-Art Fletcher   | 960,148    | Orig. Yankee Stadium   |
| 1930 |            | Third    | -16.0 | 86  | 68   | 0    | .558 | Bob Shawkey            | 1,169,230  | Orig. Yankee Stadium   |
| 1931 |            | Second   | -13.5 | 94  | 59   | 2    | .614 | Joe McCarthy           | 912,437    | Orig. Yankee Stadium   |
| 1932 | Won WS     | First    | +13.0 | 107 | 47   | 2    | .695 | Joe McCarthy           | 962,320    | Orig. Yankee Stadium   |
| 1933 |            | Second   | -7.0  | 91  | 59   | 2    | .607 | Joe McCarthy           | 728,014    | Orig. Yankee Stadium   |
| 1934 |            | Second   | -7.0  | 94  | 60   | 0    | .610 | Joe McCarthy           | 854,682    | Orig. Yankee Stadium   |
| 1935 |            | Second   | -3.0  | 89  | 60   | 0    | .597 | Joe McCarthy           | 657,508    | Orig. Yankee Stadium   |
| 1936 | Won WS     | First    | +19.5 | 102 | 51   | 2    | .667 | Joe McCarthy           | 976,913    | Orig. Yankee Stadium   |
| 1937 | Won WS     | First    | +13.0 | 102 | 52   | 3    | .662 | Joe McCarthy           | 998,148    | Orig. Yankee Stadium   |
| 1938 | Won WS     | First    | +9.5  | 99  | 53   | 5    | .651 | Joe McCarthy           | 970,916    | Orig. Yankee Stadium   |
| 1939 | Won WS     | First    | +17.0 | 106 | 45   | 1    | .702 | Joe McCarthy           | 859,785    | Orig. Yankee Stadium   |
| 1940 |            | Third    | -2.0  | 88  | 66   | 1    | .571 | Joe McCarthy           | 988,975    | Orig. Yankee Stadium   |
| 1941 | Won WS     | First    | +17.0 | 101 | 53   | 2    | .656 | Joe McCarthy           | 964,722    | Orig. Yankee Stadium   |
| 1942 | Lost WS    | First    | +9.0  | 103 | 51   | 0    | .669 | Joe McCarthy           | 988,251    | Orig. Yankee Stadium   |
| 1943 | Won WS     | First    | +13.5 | 98  | 56   | 1    | .636 | Joe McCarthy           | 645,006    | Orig. Yankee Stadium   |
| 1944 |            | Third    | -6.0  | 83  | 71   | 0    | .539 | Joe McCarthy           | 789,995    | Orig. Yankee Stadium   |
| 1945 |            | Fourth   | -6.5  | 81  | 71   | 0    | .533 | Joe McCarthy           | 881,846    | Orig. Yankee Stadium   |
| 1946 |            | Third    | -17.0 | 87  | 67   | 0    | .565 | McCarthy-Dickey-Neun   | 2,265,512  | Orig. Yankee Stadium   |
| 1947 | Won WS     | First    | +12.0 | 97  | 57   | 1    | .630 | Bucky Harris           | 2,178,937  | Orig. Yankee Stadium   |
| 1948 |            | Third    | -2.5  | 94  | 60   | 0    | .610 | Bucky Harris           | 2,373,901  | Orig. Yankee Stadium   |
| 1949 | Won WS     | First    | +1.0  | 97  | 57   | 1    | .630 | Casey Stengel          | 2,281,676  | Orig. Yankee Stadium   |
| 1950 | Won WS     | First    | +3.0  | 98  | 56   | 1    | .636 | Casey Stengel          | 2,081,380  | Orig. Yankee Stadium   |
| 1951 | Won WS     | First    | +5.0  | 98  | 56   | 0    | .636 | Casey Stengel          | 1,950,107  | Orig. Yankee Stadium   |
| 1952 | Won WS     | First    | +2.0  | 95  | 59   | 0    | .617 | Casey Stengel          | 1,629,665  | Orig. Yankee Stadium   |
| 1953 | Won WS     | First    | +8.5  | 99  | 52   | 0    | .656 | Casey Stengel          | 1,537,811  | Orig. Yankee Stadium   |
| 1954 |            | Second   | -8.0  | 103 | 51   | 1    | .669 | Casey Stengel          | 1,475,171  | Orig. Yankee Stadium   |
| 1955 | Lost WS    | First    | +3.0  | 96  | 58   | 0    | .623 | Casey Stengel          | 1,490,138  | Orig. Yankee Stadium   |
| 1956 | Won WS     | First    | +9.0  | 97  | 57   | 0    | .680 | Casey Stengel          | 1,491,138  | Orig. Yankee Stadium   |
| 1957 | Lost WS    | First    | +8.0  | 98  | 56   | 0    | .636 | Casey Stengel          | 1,497,134  | Orig. Yankee Stadium   |
| 1958 | Won WS     | First    | +10.0 | 92  | 62   | 1    | .597 | Casey Stengel          | 1,428,438  | Orig. Yankee Stadium   |
| 1959 |            | Third    | -15.0 | 79  | 75   | 1    | .513 | Casey Stengel          | 1,552,030  | Orig. Yankee Stadium   |
| 1960 | Lost WS    | First    | +8.0  | 97  | 57   | 1    | .630 | Casey Stengel          | 1,627,349  | Orig. Yankee Stadium   |
| 1961 | Won WS     | First    | +8.0  | 109 | 53   | 1    | .673 | Ralph Houk             | 1,747,725  | Orig. Yankee Stadium   |
| 1962 | Won WS     | First    | +5.0  | 96  | 66   | 0    | .593 | Ralph Houk             | 1,493,574  | Orig. Yankee Stadium   |
| 1963 | Lost WS    | First    | +10.5 | 104 | 57   | 0    | .646 | Ralph Houk             | 1,308,920  | Orig. Yankee Stadium   |
| 1964 | Lost WS    | First    | +1.0  | 99  | 63   | 2    | .611 | Yogi Berra             | 1,305,638  | Orig. Yankee Stadium   |
| 1965 |            | Sixth    | -25.0 | 77  | 85   | 0    | .475 | Johnny Keane           | 1,213,552  | Orig. Yankee Stadium   |
| 1966 |            | Tenth    | -26.5 | 70  | 89   | 1    | .440 | Keane-Houk             | 1,124,648  | Orig. Yankee Stadium   |
| 1967 |            | Ninth    | -20.0 | 72  | 90   | 1    | .444 | Ralph Houk             | 1,259,514  | Orig. Yankee Stadium   |
| 1968 |            | Fifth    | -20.0 | 83  | 79   | 2    | .512 | Ralph Houk             | 1,185,666  | Orig. Yankee Stadium   |
| 1969 |            | Fifth    | -28.5 | 80  | 81   | 1    | .497 | Ralph Houk             | 1,067,996  | Orig. Yankee Stadium   |
| 1970 |            | Second   | -15.0 | 93  | 69   | 1    | .574 | Ralph Houk             | 1,136,879  | Orig. Yankee Stadium   |
| 1971 |            | Fourth   | -21.0 | 82  | 80   | 0    | .506 | Ralph Houk             | 1,070,771  | Orig. Yankee Stadium   |
| 1972 |            | Fourth   | -6.5  | 79  | 76   | 0    | .510 | Ralph Houk             | 966,328    | Orig. Yankee Stadium   |
| 1973 |            | Fourth   | -17.0 | 80  | 82   | 0    | .494 | Ralph Houk             | 1,262,103  | Orig. Yankee Stadium   |
| 1974 |            | Second   | -2.0  | 89  | 73   | 0    | .549 | Bill Virdon            | 1,273,075  | Shea Stadium           |
| 1975 |            | Third    | -12.0 | 83  | 77   | 0    | .519 | Virdon-Billy Martin    | 1,288,048  | Shea Stadium           |
| 1976 | Lost WS    | First    | +10.5 | 97  | 62   | 0    | .610 | Billy Martin           | 2,012,434  | Orig. Yankee Stad. (R) |
| 1977 | Won WS     | First    | +2.5  | 100 | 62   | 0    | .617 | Billy Martin           | 2,103,092  | Orig. Yankee Stad. (R) |
| 1978 | Won WS     | First    | +1.0  | 100 | 63   | 0    | .613 | Martin-Bob Lemon       | 2,335,871  | Orig. Yankee Stad. (R) |
| 1979 |            | Fourth   | -13.5 | 89  | 71   | 0    | .556 | Lemon-Martin           | 2,537,765  | Orig. Yankee Stad. (R) |




| Year          | Postseason | Position      | GA/GB | Won           | Lost         | Tied      | Pct.        | Manager               | Attendance | Stadium                                 |
|---------------|------------|---------------|-------|---------------|--------------|-----------|-------------|-----------------------|------------|---|
| 1980          | Lost ALCS  | First         | +3.0  | 103           | 59           | 0         | .636        | Dick Howser           | 2,627,417  | Orig. Yankee Stad. (R)                  |
| 1981          | Lost WS    | First         | +2.0  | 34            | 22           | 0         | .607        | Gene Michael          |            |   |
|               |            | Sixth         | -5.0  | 25            | 26           | 0         | .490        | Michael-Lemon         | 1,614,353  | Orig. Yankee Stad. (R)                  |
| 1982          |            | Fifth         | -16.0 | 79            | 83           | 0         | .488        | Lemon-Michael-C. King | 2,041,219  | Orig. Yankee Stad. (R)                  |
| 1983          |            | Third         | -7.0  | 91            | 71           | 0         | .562        | Billy Martin          | 2,257,976  | Orig. Yankee Stad. (R)                  |
| 1984          |            | Third         | -17.0 | 87            | 75           | 0         | .537        | Yogi Berra            | 1,821,815  | Orig. Yankee Stad. (R)                  |
| 1985          |            | Second        | -2.0  | 97            | 64           | 0         | .602        | Berra-Martin          | 2,214,587  | Orig. Yankee Stad. (R)                  |
| 1986          |            | Second        | -5.5  | 90            | 72           | 0         | .556        | Lou Piniella          | 2,268,030  | Orig. Yankee Stad. (R)                  |
| 1987          |            | Fourth        | -9.0  | 89            | 73           | 0         | .549        | Lou Piniella          | 2,427,672  | Orig. Yankee Stad. (R)                  |
| 1988          |            | Fifth         | -3.5  | 75            | 76           | 0         | .528        | Martin-Piniella       | 2,633,701  | Orig. Yankee Stad. (R)                  |
| 1989          |            | Fifth         | -14.5 | 74            | 87           | 0         | .460        | Dallas Green-B. Dent  | 2,170,485  | Orig. Yankee Stad. (R)                  |
| 1990          |            | Seventh       | -21.0 | 65            | 95           | 0         | .414        | Dent-Stump Merrill    | 2,006,436  | Orig. Yankee Stad. (R)                  |
| 1991          |            | Fifth         | -21.0 | 71            | 91           | 0         | .438        | Stump Merrill         | 1,863,733  | Orig. Yankee Stad. (R)                  |
| 1992          |            | T-Fourth      | -20.0 | 76            | 86           | 0         | .469        | Buck Showalter        | 1,748,773  | Orig. Yankee Stad. (R)                  |
| 1993          |            | Second        | -7.0  | 88            | 74           | 0         | .543        | Buck Showalter        | 2,416,965  | Orig. Yankee Stad. (R)                  |
| 1994          |            | First         | +6.5  | 70            | 43           | 0         | .619        | Buck Showalter        | 1,675,556  | Orig. Yankee Stad. (R)                  |
| 1995          | Lost ALDS  | Second (WC)   | -7.0  | 79            | 65           | 1         | .549        | Buck Showalter        | 1,705,263  | Orig. Yankee Stad. (R)                  |
| 1996          | Won WS     | First         | +4.0  | 92            | 70           | 0         | .568        | Joe Torre             | 2,250,877  | Orig. Yankee Stad. (R)                  |
| 1997          | Lost ALDS  | Second (WC)   | -2.0  | 96            | 66           | 0         | .593        | Joe Torre             | 2,580,445  | Orig. Yankee Stad. (R)                  |
| 1998          | Won WS     | First         | +22.0 | 114           | 48           | 0         | .704        | Joe Torre             | 2,919,046  | Orig. Yankee Stad. (R)                  |
| 1999          | Won WS     | First         | +4.0  | 98            | 64           | 0         | .605        | Joe Torre             | 3,292,736  | Orig. Yankee Stad. (R)                  |
| 2000          | Won WS     | First         | +2.5  | 87            | 74           | 0         | .540        | Joe Torre             | 3,227,657  | Orig. Yankee Stad. (R)                  |
| 2001          | Lost WS    | First         | +13.5 | 95            | 65           | 1         | .594        | Joe Torre             | 3,264,777  | Orig. Yankee Stad. (R)                  |
| 2002          | Lost ALDS  | First         | +10.5 | 103           | 58           | 0         | .640        | Joe Torre             | 3,461,644  | Orig. Yankee Stad. (R)                  |
| 2003          | Lost WS    | First         | +6.0  | 101           | 61           | 1         | .623        | Joe Torre             | 3,465,585  | Orig. Yankee Stad. (R)                  |
| 2004          | Lost ALCS  | First         | +3.0  | 101           | 61           | 0         | .623        | Joe Torre             | 3,775,292  | Orig. Yankee Stad. (R)                  |
| 2005          | Lost ALDS  | T-First       | 0.0   | 95            | 67           | 0         | .586        | Joe Torre             | 4,090,692  | Orig. Yankee Stad. (R)                  |
| 2006          | Lost ALDS  | First         | +10.0 | 97            | 65           | 0         | .599        | Joe Torre             | 4,243,780  | Orig. Yankee Stad. (R)                  |
| 2007          | Lost ALDS  | Second (WC)   | -2.0  | 94            | 68           | 0         | .580        | Joe Torre             | 4,271,083  | Orig. Yankee Stad. (R)                  |
| 2008          |            | Third         | -8.0  | 89            | 73           | 0         | .549        | Joe Girardi           | 4,298,543  | Orig. Yankee Stad. (R)                  |
| 2009          | Won WS     | First         | +8.0  | 103           | 59           | 0         | .636        | Joe Girardi           | 3,719,358  | Yankee Stadium                          |
| 2010          | Lost ALCS  | Second (WC)   | -1.0  | 95            | 67           | 0         | .586        | Joe Girardi           | 3,765,807  | Yankee Stadium                          |
| 2011          | Lost ALDS  | First         | +6.0  | 97            | 65           | 0         | .599        | Joe Girardi           | 3,653,700  | Yankee Stadium                          |
| 2012          | Lost ALCS  | First         | +2.0  | 95            | 67           | 0         | .586        | Joe Girardi           | 3,542,406  | Yankee Stadium                          |
| 2013          |            | T-Third       | -12.0 | 85            | 77           | 0         | .525        | Joe Girardi           | 3,279,589  | Yankee Stadium                          |
| 2014          |            | Second        | -12.0 | 84            | 78           | 0         | .519        | Joe Girardi           | 3,401,624  | Yankee Stadium                          |
| 2015          | Lost WC    | Second (WC)   | -6.0  | 87            | 75           | 0         | .537        | Joe Girardi           | 3,193,795  | Yankee Stadium                          |
| 2016          |            | Fourth        | -9.0  | 84            | 78           | 0         | .519        | Joe Girardi           | 3,063,405  | Yankee Stadium                          |
| 2017          | Lost ALCS  | Second (WC)   | -2.0  | 91            | 71           | 0         | .562        | Joe Girardi           | 3,146,966  | Yankee Stadium                          |
| 2018          | Lost ALDS  | Second (WC)   | -8.0  | 100           | 62           | 0         | .617        | Aaron Boone           | 3,482,865  | Yankee Stadium                          |
| 2019          | Lost ALCS  | First         | +7.0  | 103           | 59           | 0         | .636        | Aaron Boone           | 3,304,404  | Yankee Stadium                          |
| 2020          | Lost ALDS  | Second (WC)   | -7.0  | 93            | 27           | 0         | .550        | Aaron Boone           | N/A        | Yankee Stadium                          |
| 2021          | Lost WC    | T-Second (WC) | -8.0  | 92            | 70           | 0         | .568        | Aaron Boone           | 1,959,854  | Yankee Stadium                          |
| <b>Totals</b> |            |               |       | <b>10,503</b> | <b>7,937</b> | <b>88</b> | <b>.570</b> |                       |            | T=Tied / R=Remodeled Orig. Yankee Stad. |

2021 SEASON SUMMARY  
MANAGER, COACHES & STAFF BIOS  
FULL PLAYER BIOS  
ADDITIONAL PLAYER BIOS

HISTORICAL STATS & POSTSEASON RECORDS

POSTSEASON SERIES RECAPS

MINORS & 2022 SCHEDULE



### The 1923 Yankees — The first World Series-winning team in franchise history

Led by Manager Miller Huggins, the 1923 Yankees went 98-54 during the regular season before winning the first World Series in franchise history, 4-games-to-2 over the New York Giants. The season was a turning point for the Yankees in many ways, most notably because it marked the inaugural season of the original Yankee Stadium. The victory also established the Yankees as New York City's dominant team after losses to John McGraw's Giants in the prior two Fall Classics, 5-games-to-3 in 1921 and 4-games-to-0 (with one tie) in 1922.

**Top Row:** Doc Woods (trainer), Joe Bush, Bob Meusel, Fred Hofmann, Herb Pennock, Waite Hoyt, Bob Shawkey, Elmer Smith, Carl Mays, Oscar Roettger, Babe Ruth, Wally Pipp. **Middle Row:** Sam Jones, Whitey Witt, Everett Scott, Wally Schang, Miller Huggins (manager), Charlie O'Leary (coach), Mike McNally, Aaron Ward, Joe Dugan. **Seated:** Benny Bengough, Hinkley Haines, Lou Gehrig, George Pipgras, Ernie Johnson, Mike Gazella, Harvey Hendrick.



# Award Winners

Book published prior to announcement of 2021 winners

## AL MVP (Chalmers Award 1911-14 / League Award 1922-29 / BBWAA voting since 1931. Won 22 times by 13 players.)

| YEAR | PLAYER            | AGE | POS | G     | AB  | R    | H   | 2B  | 3B | HR   | RBI  | BA    | E  |
|------|-------------------|-----|-----|-------|-----|------|-----|-----|----|------|------|-------|----|
| 1923 | Babe Ruth         | 28  | OF  | 152   | 520 | 151* | 205 | 45  | 13 | 41** | 130* | .394  | 11 |
| 1927 | Lou Gehrig        | 23  | 1B  | 155** | 584 | 149  | 218 | 52* | 18 | 47   | 175* | .373  | 15 |
| 1936 | Lou Gehrig        | 32  | 1B  | 155*  | 579 | 167* | 205 | 37  | 7  | 49*  | 152  | .354  | 9  |
| 1939 | Joe DiMaggio      | 24  | OF  | 120   | 462 | 108  | 176 | 32  | 6  | 30   | 126  | .381* | 5  |
| 1941 | Joe DiMaggio      | 26  | OF  | 139   | 541 | 122  | 193 | 43  | 11 | 30   | 125* | .357  | 9  |
| 1942 | Joe Gordon        | 27  | 2B  | 147   | 538 | 88   | 173 | 29  | 4  | 18   | 103  | .322  | 28 |
| 1947 | Joe DiMaggio      | 32  | OF  | 141   | 534 | 97   | 168 | 31  | 10 | 20   | 97   | .315  | 1  |
| 1950 | Phil Rizzuto      | 32  | SS  | 155   | 617 | 125  | 200 | 36  | 7  | 7    | 66   | .324  | 14 |
| 1951 | Yogi Berra        | 25  | C   | 141   | 547 | 92   | 161 | 19  | 4  | 27   | 88   | .294  | 13 |
| 1954 | Yogi Berra        | 28  | C   | 151   | 584 | 88   | 179 | 28  | 6  | 22   | 125  | .307  | 8  |
| 1955 | Yogi Berra        | 29  | C   | 147   | 541 | 84   | 147 | 20  | 3  | 27   | 108  | .272  | 13 |
| 1956 | Mickey Mantle (U) | 24  | OF  | 150   | 533 | 132* | 188 | 22  | 5  | 52*  | 130* | .353* | 4  |
| 1957 | Mickey Mantle     | 25  | OF  | 144   | 474 | 121* | 182 | 28  | 6  | 34   | 94   | .365  | 7  |
| 1960 | Roger Maris       | 25  | OF  | 136   | 499 | 98   | 141 | 18  | 7  | 39   | 112  | .283  | 4  |
| 1961 | Roger Maris       | 26  | OF  | 161   | 590 | 132* | 159 | 16  | 4  | 61*  | 141* | .269  | 9  |
| 1962 | Mickey Mantle     | 30  | OF  | 123   | 377 | 96   | 121 | 15  | 1  | 30   | 89   | .321  | 5  |
| 1963 | Elston Howard     | 34  | C   | 135   | 487 | 75   | 140 | 21  | 6  | 28   | 85   | .287  | 5  |
| 1976 | Thurman Munson    | 28  | C   | 152   | 616 | 79   | 186 | 27  | 1  | 17   | 105  | .302  | 14 |
| 1985 | Don Mattingly     | 23  | 1B  | 159   | 652 | 107  | 211 | 48* | 3  | 35   | 145* | .324  | 7  |
| 2005 | Alex Rodriguez    | 29  | 3B  | 162** | 605 | 124  | 194 | 29  | 1  | 48   | 130  | .321  | 12 |
| 2007 | Alex Rodriguez    | 31  | 3B  | 158   | 583 | 143* | 183 | 31  | 0  | 54*  | 156* | .314  | 13 |

| YEAR | PITCHER       | AGE | POS | G  | GS | IP    | W   | L | PCT.  | SV | H   | R  | ER | SO  | BB | ERA   |
|------|---------------|-----|-----|----|----|-------|-----|---|-------|----|-----|----|----|-----|----|-------|
| 1943 | Spud Chandler | 35  | RHP | 30 | 30 | 253.0 | 20* | 4 | .833* | 0  | 197 | 62 | 46 | 134 | 54 | 1.64* |

## AL Cy Young Award (One winner for all of MLB from 1956-66 / Winners for each league since 1967)

| YEAR | PITCHER        | AGE | POS | G  | GS  | IP     | W   | L | PCT.  | SV | H   | R   | ER  | SO  | BB   | ERA   |
|------|----------------|-----|-----|----|-----|--------|-----|---|-------|----|-----|-----|-----|-----|------|-------|
| 1958 | Bob Turley     | 27  | RHP | 33 | 31  | 245.1  | 21  | 7 | .750* | 1  | 178 | 82  | 81  | 168 | 128* | 2.97  |
| 1961 | Whitey Ford    | 32  | LHP | 39 | 39* | 283.0* | 25* | 4 | .862* | 0  | 242 | 108 | 101 | 209 | 92   | 3.21  |
| 1977 | Sparky Lyle    | 32  | LHP | 72 | 0   | 137.0  | 13  | 5 | .722  | 26 | 131 | 41  | 33  | 68  | 33   | 2.17  |
| 1978 | Ron Guidry (U) | 27  | LHP | 35 | 35  | 273.2  | 25* | 3 | .893* | 0  | 187 | 61  | 53  | 248 | 72   | 1.74* |
| 2001 | Roger Clemens  | 38  | RHP | 33 | 33  | 220.1  | 20  | 3 | .870* | 0  | 205 | 94  | 86  | 213 | 72   | 3.51  |

## AL Rookie of the Year (One winner for all of MLB from 1948-49 / Winners for each league since 1950)

| YEAR | PLAYER          | AGE | POS    | G   | AB  | R   | H   | 2B | 3B | HR | RBI | BA   | E  |
|------|-----------------|-----|--------|-----|-----|-----|-----|----|----|----|-----|------|----|
| 1951 | Gil McDougald   | 22  | INF    | 131 | 402 | 72  | 123 | 23 | 4  | 14 | 63  | .306 | 14 |
| 1957 | Tony Kubek      | 21  | INF-OF | 127 | 431 | 56  | 128 | 21 | 3  | 3  | 39  | .297 | 20 |
| 1962 | Tom Tresh       | 24  | INF-OF | 157 | 622 | 94  | 178 | 26 | 5  | 20 | 93  | .286 | 20 |
| 1970 | Thurman Munson  | 22  | C      | 132 | 453 | 59  | 137 | 25 | 4  | 6  | 53  | .302 | 8  |
| 1996 | Derek Jeter (U) | 21  | SS     | 157 | 582 | 104 | 183 | 25 | 6  | 10 | 78  | .314 | 22 |
| 2017 | AARON JUDGE (U) | 25  | OF     | 155 | 542 | 128 | 154 | 24 | 3  | 52 | 114 | .284 | 5  |

| YEAR | PITCHER       | AGE | POS | G  | GS | IP    | W  | L  | PCT. | SV | H   | R  | ER | SO  | BB | ERA  |
|------|---------------|-----|-----|----|----|-------|----|----|------|----|-----|----|----|-----|----|------|
| 1954 | Bob Grim      | 24  | RHP | 37 | 20 | 199.0 | 20 | 6  | .769 | 0  | 175 | 78 | 72 | 108 | 85 | 3.26 |
| 1968 | Stan Bahnsen  | 23  | RHP | 37 | 34 | 267.1 | 17 | 12 | .586 | 0  | 216 | 72 | 61 | 162 | 68 | 2.05 |
| 1981 | Dave Righetti | 22  | LHP | 15 | 15 | 105.1 | 8  | 4  | .667 | 0  | 75  | 25 | 24 | 89  | 38 | 2.05 |

## Other Awards (Postseason awards are listed at the end of the Yankees Postseason Summaries section.)

Please note in brackets: [Number of Yankees award winners, year the award was established, description of award if necessary]

**AL Comeback Player of the Year Award** [2x, since 2005]: Jason Giambi (2005) and Mariano Rivera (2013)

**AL Hank Aaron Award** [3x, since 1999, given to the best offensive performer in AL]: Derek Jeter (2006 and '09) and Alex Rodriguez (2007)

**AL Manager of the Year Award** [3x, since 1983]: Buck Showalter (1994) and Joe Torre (1996 tie with Texas' Johnny Oates and 1998)

**AL Outstanding Designated Hitter Award** [1x, since 1973]: Don Baylor (1985)

**AL Rolands Relief Man of the Year Award** [8x, 1976-2012, awarded on a points system based on saves, "tough saves," relief wins, relief losses & blown saves]: Dave Righetti (1986-87), John Wetteland (1996), Mariano Rivera (1999, 2001, '04-05, & '09 tie with Joe Nathan)

**Baseball America Executive of the Year** [1x, since 1998]: Brian Cashman (2017)

**Baseball America Organization of the Year** [1x, since 1982]: Yankees (1998)

**MLB Delivery Man of the Year Award** [3x, 2005-13, given to MLB's outstanding reliever as voted by fans]: Mariano Rivera (2005-06, '09)

**MLBPAA Heart and Hustle Award** [1x, since 2005, given to the active MLB player who embodies the values, spirit and traditions of the game]: Brett Gardner (2017). Yearly Yankees nominees have been Derek Jeter (2005-06, '08), Mariano Rivera (2007), Nick Swisher (2009), Brett Gardner (2010, '13-15, '17), Curtis Granderson (2011-12), Didi Gregorius (2016), Austin Romine (2018) and DJ LeMahieu (2019). No team award was given in 2020.

**Mariano Rivera AL Reliever of the Year Award** [2x, since 2014, rebranding of MLB Delivery Man of the Year noted above]: Andrew Miller (2015) and Aroldis Chapman (2019)

**MLB Hutch Award** [2x, since 1965, given to the player who best exemplifies the fighting spirit and competitive desire of former player and manager Fred Hutchinson by persevering through adversity]: Mickey Mantle (1965) and David Cone (1998)

**MLB Roberto Clemente Award** [3x, since 1971, given for commitment to community and helping others]: Ron Guidry (1984), Don Baylor (1985) and Derek Jeter (2009)

**Wilson Defensive Player of the Year** [4x, from 2012-13, best at position in league; and from 2014-present, best at position in all MLB]: Robinson Cano-2B (2012-13), Brett Gardner-LF (2016) and Aaron Judge-RF (2019)

KEY: *Italics* – league leader

\* – Major League leader

! – Tied for AL or ML lead



## Gold Glove Award (Award since 1957. AL-only since 1958. Won 65 times by 23 players.)

Book published prior to announcement of 2021 winners

| <u>By Year</u>              |                            |
|-----------------------------|----------------------------|
| 1957: *Bobby Shantz (P)     | Dave Winfield (OF)         |
| 1958: Bobby Shantz (P)      | 1986: Ron Guidry (P)       |
| Norm Siebern (OF)           | Don Mattingly (1B)         |
| 1959: Bobby Shantz (P)      | 1987: Don Mattingly (1B)   |
| 1960: Bobby Shantz (P)      | Dave Winfield (OF)         |
| Roger Maris (OF)            | 1988: Don Mattingly (1B)   |
| 1961: Bobby Richardson (2B) | 1989: Don Mattingly (1B)   |
| 1962: Bobby Richardson (2B) | 1991: Don Mattingly (1B)   |
| Mickey Mantle (OF)          | 1992: Don Mattingly (1B)   |
| 1963: Elston Howard (C)     | 1993: Don Mattingly (1B)   |
| Bobby Richardson (2B)       | 1994: Don Mattingly (1B)   |
| 1964: Elston Howard (C)     | Wade Boggs (3B)            |
| Bobby Richardson (2B)       | 1995: Wade Boggs (3B)      |
| 1965: Joe Pepitone (1B)     | 1997: Bernie Williams (OF) |
| Bobby Richardson (2B)       | 1998: Bernie Williams (OF) |
| Tom Tresh (OF)              | 1999: Scott Brosius (3B)   |
| 1966: Joe Pepitone (1B)     | Bernie Williams (OF)       |
| 1969: Joe Pepitone (1B)     | 2000: Bernie Williams (OF) |
| 1972: Bobby Murcer (OF)     | 2001: Mike Mussina (P)     |
| 1973: Thurman Munson (C)    | 2003: Mike Mussina (P)     |
| 1974: Thurman Munson (C)    | 2004: Derek Jeter (SS)     |
| 1975: Thurman Munson (C)    | 2005: Derek Jeter (SS)     |
| 1977: Graig Nettles (3B)    | 2006: Derek Jeter (SS)     |
| 1978: Chris Chambliss (1B)  | 2008: Mike Mussina (P)     |
| Graig Nettles (3B)          | 2009: Mark Teixeira (1B)   |
| 1982: Ron Guidry (P)        | Derek Jeter (SS)           |
| Dave Winfield (OF)          | 2010: Mark Teixeira (1B)   |
| 1983: Ron Guidry (P)        | Robinson Canó (2B)         |
| Dave Winfield (OF)          | Derek Jeter (SS)           |
| 1984: Ron Guidry (P)        | 2012: Mark Teixeira (1B)   |
| Dave Winfield (OF)          | Robinson Canó (2B)         |
| 1985: Ron Guidry (P)        | 2016: BRETT GARDNER (LF)   |
| Don Mattingly (1B)          |                            |

\*In 1957 only, one award was given at each position encompassing both AL & NL players.

| <u>By Position</u> |   |
|--------------------|---|
| P:                 | Bobby Shantz (4: 1957-60)<br>Ron Guidry (5: 1982-86)<br>Mike Mussina (3: 2001, '03, '08)  |
| C:                 | Elston Howard (2: 1963-64)<br>Thurman Munson (3: 1973-75)   |
| 1B:                | Joe Pepitone (3: 1965-66, '69)<br>Chris Chambliss (1: 1978)<br>Don Mattingly (9: 1985-89; '91-94)<br>Mark Teixeira (3: 2009-10, '12)  |
| 2B:                | Bobby Richardson (5: 1961-65)<br>Robinson Canó (2: 2010, '12)   |
| 3B:                | Graig Nettles (2: 1977-78)<br>Wade Boggs (2: 1994-95)<br>Scott Brosius (1: 1999)  |
| SS:                | Derek Jeter (5: 2004-06; '09-10)  |
| OF:                | Norm Siebern (1: 1958)<br>Roger Maris (1: 1960)<br>Mickey Mantle (1: 1962)<br>Tom Tresh (1: 1965)<br>Bobby Murcer (1: 1972)<br>Dave Winfield (5: 1982-85, '87)<br>Bernie Williams (4: 1997-2000)<br>BRETT GARDNER (1: 2016) |

## Silver Slugger Award (Award since 1980. Won 46 times by 21 players.)

Book published prior to announcement of 2021 winners

| <u>By Year</u>             |                           |
|----------------------------|---------------------------|
| 1980: Willie Randolph (2B) | 2004: Gary Sheffield (OF) |
| Reggie Jackson (DH)        | 2005: Alex Rodriguez (3B) |
| 1981: Dave Winfield (OF)   | Gary Sheffield (OF)       |
| 1982: Dave Winfield (OF)   | 2006: Robinson Canó (2B)  |
| 1983: Dave Winfield (OF)   | Derek Jeter (SS)          |
| Don Baylor (DH)            | 2007: Jorge Posada (C)    |
| 1984: Dave Winfield (OF)   | Alex Rodriguez (3B)       |
| 1985: Don Mattingly (1B)   | Derek Jeter (SS)          |
| Rickey Henderson (OF)      | 2008: Alex Rodriguez (3B) |
| Dave Winfield (OF)         | Derek Jeter (SS)          |
| Don Baylor (DH)            | 2009: Mark Teixeira (1B)  |
| 1986: Don Mattingly (1B)   | Derek Jeter (SS)          |
| 1987: Don Mattingly (1B)   | 2010: Robinson Canó (2B)  |
| 1993: Mike Stanley (C)     | 2011: Robinson Canó (2B)  |
| Wade Boggs (3B)            | Curtis Granderson (OF)    |
| 1994: Wade Boggs (3B)      | 2012: Robinson Canó (2B)  |
| 1997: Tino Martinez (1B)   | Derek Jeter (SS)          |
| 2000: Jorge Posada (C)     | 2013: Robinson Canó (2B)  |
| 2001: Jorge Posada (C)     | 2015: Brian McCann (C)    |
| 2002: Jorge Posada (C)     | 2017: GARY SÁNCHEZ (C)    |
| Jason Giambi (1B)          | AARON JUDGE (OF)          |
| Alfonso Soriano (2B)       | 2019: DJ LEMAHIEU (2B)    |
| Bernie Williams (OF)       | 2020: DJ LEMAHIEU (2B)    |
| 2003: Jorge Posada (C)     |                           |

| <u>By Position</u> |  |
|--------------------|--|
| C:                 | Mike Stanley (1: 1993)<br>Jorge Posada (5: 2000-03, '07)<br>Brian McCann (1: 2015)<br>GARY SÁNCHEZ (1: 2017)   |
| 1B:                | Don Mattingly (3: 1985-87)<br>Tino Martinez (1: 1997)<br>Jason Giambi (1: 2002)<br>Mark Teixeira (1: 2009)   |
| 2B:                | Willie Randolph (1: 1980)<br>Alfonso Soriano (1: 2002)<br>Robinson Canó (5: 2006, '10-13)<br>DJ LEMAHIEU (2: 2019, 2020)   |
| 3B:                | Wade Boggs (2: 1993-94)<br>Alex Rodriguez (3: 2005, '07-08)  |
| SS:                | Derek Jeter (5: 2006-09, '12)  |
| OF:                | Dave Winfield (5: 1981-85)<br>Rickey Henderson (1: 1985)<br>Bernie Williams (1: 2002)<br>Gary Sheffield (2: 2004-05)<br>Curtis Granderson (1: 2011)<br>AARON JUDGE (1: 2017) |
| DH:                | Don Baylor (2: 1983, '85)  |

## All-MLB Team (Award since 2019)

Book published prior to announcement of 2021 winners

| <u>By Year ("Team")</u>    |                          |
|----------------------------|--------------------------|
| 2019: DJ LEMAHIEU-2B (1st) | AROLDIS CHAPMAN-RP (2nd) |
| 2020: DJ LEMAHIEU-2B (1st) | GERRIT COLE-SP (2nd)     |

| <u>By "Team"</u>                  |                            |
|-----------------------------------|----------------------------|
| 1st: DJ LEMAHIEU-2B (2: 2019-20)  |                            |
| 2nd: AROLDIS CHAPMAN-RP (1: 2019) | GERRIT COLE - SP (1: 2020) |



# AL Player of the Month Award (Award since 1974. Included pitchers through 1978.)

## By Month – 38 times by 20 players

|   |                                   |
|---|-----------------------------------|
| 1974 Apr.: Graig Nettles (3B)                             | 2003 Sept.: Alfonso Soriano (2B)  |
| 1974 July: Doc Medich (RHP)                               | 2005 May: Alex Rodriguez (3B)     |
| 1977 Aug.: Graig Nettles (3B)                             | 2005 July: Jason Giambi (1B)      |
| 1978 June: Ron Guidry (LHP)                               | 2005 Aug.: Alex Rodriguez (3B)    |
| 1978 Sept.: Ron Guidry (LHP)                              | 2006 Apr.: Jason Giambi (1B)      |
| 1980 July: Reggie Jackson (OF), co-winner w/ George Brett | 2006 May: Alex Rodriguez (3B)     |
| 1982 Sept.: Dave Winfield (OF)                            | 2006 Sept.: Robinson Cano (2B)    |
| 1985 June: Rickey Henderson (OF)                          | 2007 Apr.: Alex Rodriguez (3B)    |
| 1985 Aug.: Don Mattingly (1B)                             | 2007 June: Alex Rodriguez (3B)    |
| 1985 Sept.: Don Mattingly (1B)                            | 2007 July: Hideki Matsui (OF)     |
| 1986 Sept.: Don Mattingly (1B)                            | 2010 Apr.: Robinson Cano (2B)     |
| 1987 July: Don Mattingly (1B)                             | 2010 Sept.: Alex Rodriguez (3B)   |
| 1988 Apr.: Dave Winfield (OF)                             | 2011 Aug.: Curtis Granderson (OF) |
| 1997 Aug.: Bernie Williams (OF)                           | 2016 Aug.: GARY SÁNCHEZ (C)       |
| 1998 May: Bernie Williams (OF)                            | 2017 June: AARON JUDGE (OF)       |
| 1998 Aug.: Derek Jeter (SS)                               | 2017 Sept.: AARON JUDGE (OF)      |
| 2000 Aug.: Glenallen Hill (DH)                            | 2018 Apr.: Didi Gregorius (SS)    |
| 2002 May: Jason Giambi (1B)                               | 2019 June: DJ LEMAHIEU (2B)       |
| 2003 Apr.: Alfonso Soriano (2B)                           |                                   |
| 2003 June: Jason Giambi (1B)                              |                                   |

## By Position

|     |                       |
|-----|-----------------------|
| P:  | Ron Guidry (2)        |
|     | Doc Medich (1)        |
| C:  | GARY SÁNCHEZ (1)      |
| 1B: | Jason Giambi (4)      |
|     | Don Mattingly (4)     |
| 2B: | Robinson Cano (2)     |
|     | Alfonso Soriano (2)   |
|     | DJ LEMAHIEU (1)       |
| 3B: | Alex Rodriguez (6)    |
|     | Graig Nettles (2)     |
| SS: | Derek Jeter (1)       |
|     | Didi Gregorius (1)    |
| OF: | AARON JUDGE (2)       |
|     | Bernie Williams (2)   |
|     | Dave Winfield (2)     |
|     | Curtis Granderson (1) |
|     | Rickey Henderson (1)  |
|     | Reggie Jackson (1)    |
|     | Hideki Matsui (1)     |
| DH: | Glenallen Hill (1)    |

# AL Pitcher of the Month Award

(Award since 1979. From 1974-78, pitchers were eligible for the Player of the Month Award.)

## By Month – 21 times by 16 pitchers\*

|                              |                               |                                |
|------------------------------|-------------------------------|--------------------------------|
| 1979 Apr.: Tommy John (L)    | 1998 July: David Cone (R)     | 2007 Aug.: Andy Pettitte (L)   |
| 1979 Sept.: Rich Gossage (R) | 1999 July: Hideki Irapu (R)   | 2009 Aug.: CC Sabathia (L)     |
| 1981 Aug.: *Ron Guidry (L)   | 1999 Aug.: Mariano Rivera (R) | 2011 July: CC Sabathia (L)     |
| 1985 Aug.: Dave Righetti (L) | 2000 July: Roger Clemens (R)  | 2013 Aug.: Ivan Nova (R)       |
| 1993 Apr.: Jimmy Key (L)     | 2001 June: Roger Clemens (R)  | 2014 May: Masahiro Tanaka (R)  |
| 1997 Apr.: Andy Pettitte (L) | 2002 Sept.: Andy Pettitte (L) | 2021 April: GERRIT COLE (R)    |
| 1998 May: Hideki Irapu (R)   | 2004 Apr.: Kevin Brown (R)    | 2021 July: JAMESON TAILLON (R) |

\*Note: Ron Guidry twice won AL Player of the Month (June & Sept. 1978) before the creation of a separate AL Pitcher of the Month Award.

# AL Reliever of the Month Award (Award since 2017.)

## By Month – 4 times by 2 players

|                                   |                                  |
|-----------------------------------|----------------------------------|
| 2017 Sept.: AROLDIS CHAPMAN (LHP) | 2019 July: Tommy Kahnle (RHP)    |
| 2019 May: AROLDIS CHAPMAN (LHP)   | 2019 Aug.: AROLDIS CHAPMAN (LHP) |

# AL Rookie of the Month Award (Award since 2001.)

## By Month – 10 times by 6 players

|                                |                               |                                |
|--------------------------------|-------------------------------|--------------------------------|
| 2003 June: Hideki Matsui (OF)  | 2017 Apr.: AARON JUDGE (OF)   | 2018 May: GLEYBER TORRES (3B)  |
| 2005 Sept.: Robinson Cano (2B) | 2017 May: AARON JUDGE (OF)    | 2018 June: MIGUEL ANDÚJAR (2B) |
| 2016 Aug.: GARY SÁNCHEZ (C)*   | 2017 June: AARON JUDGE (OF)*  | 2018 Aug.: MIGUEL ANDÚJAR (3B) |
|                                | 2017 Sept.: AARON JUDGE (OF)* |                                |

\*Note: Sánchez & Judge also won AL Player of the Month, becoming the ninth and 10th players in either league to notch both in the same calendar month.

# AL Player of the Week Award (Award since 1974.)

## By Week Ending Date – 130 times by 64 players (including 43 position players, 7-LHP, 14-RHP)

|                                 |                                  |                                  |                                  |
|---------------------------------|----------------------------------|----------------------------------|----------------------------------|
| 4/16/1974.....Graig Nettles     | 6/3/1984.....Steve Kemp          | 9/2/2001.....Mike Mussina-RHP    | 9/25/2011.....Mariano Rivera-RHP |
| 4/23/1974.....Graig Nettles     | 7/29/1984.....Don Mattingly      | 5/19/2002.....Roger Clemens-RHP  | 7/1/2012.....Robinson Cano       |
| 8/27/1974.....Roy White         | 6/16/1985.....Bob Shirley-LHP    | 6/23/2002.....Alfonso Soriano    | 9/23/2012.....Ichiro Suzuki      |
| 4/27/1975.....Roy White         | 6/23/1985.....Rickey Henderson   | 8/18/2002.....Bernie Williams    | 6/9/2013.....BRETT GARDNER       |
| 5/4/1975.....Thurman Munson     | 6/23/1985.....Ron Guidry-LHP     | 4/6/2003.....Alfonso Soriano     | 8/18/2013.....Alfonso Soriano    |
| 9/7/1975.....Catfish Hunter-RHP | 8/11/1985.....Don Mattingly      | 6/15/2003.....Roger Clemens-RHP  | 4/13/2014.....Carlos Beltrán     |
| 9/21/1975.....Bobby Bonds       | 10/6/1985.....Phil Niekro-RHP    | 6/29/2003.....Hideki Matsui      | 8/3/2014.....BRETT GARDNER       |
| 6/20/1976.....Sparky Lyle-LHP   | 10/5/1986.....Dave Righetti-LHP  | 8/17/2003.....Mike Mussina-RHP   | 8/31/2014.....Jacob deGrom       |
| 7/25/1976.....Thurman Munson    | 7/13/1987.....Don Mattingly      | 9/21/2003.....Alfonso Soriano    | 4/26/2015.....Mark Teixeira      |
| 10/4/1976.....Graig Nettles     | 7/20/1987.....Don Mattingly      | 5/2/2004.....Ruben Sierra        | 5/10/2015.....Michael Pineda-RHP |
| 5/9/1977.....Roy White          | 7/17/1988.....Don Mattingly      | 5/30/2004.....Hideki Matsui      | 6/28/2015.....BRETT GARDNER      |
| 8/15/1977.....Chris Chambliss   | 8/26/1990.....Roberto Kelly      | 6/6/2004.....Gary Sheffield      | 8/21/2016.....GARY SÁNCHEZ       |
| 8/22/1977.....Graig Nettles     | 6/21/1992.....Mel Hall           | 9/12/2004.....Derek Jeter        | 8/28/2016.....GARY SÁNCHEZ       |
| 9/18/1977.....Reggie Jackson    | 7/18/1993.....Don Mattingly      | 5/2/2005.....Alex Rodriguez      | 6/11/2017.....AARON JUDGE        |
| 6/18/1978.....Ron Guidry-LHP    | 9/5/1993.....Jim Abbott-LHP      | 5/16/2005.....Tino Martinez      | 9/24/2017.....AARON JUDGE        |
| 8/6/1978.....Catfish Hunter-RHP | 8/13/1995.....Jack McDowell-RHP  | 6/20/2005.....Hideki Matsui      | 4/29/2018.....Didi Gregorius     |
| 8/27/1978.....Graig Nettles     | 5/19/1996.....Dwight Gooden-RHP  | 7/18/2005.....Gary Sheffield     | 5/27/2018.....GLEYBER TORRES     |
| 9/3/1978.....Rich Gossage-RHP   | 7/14/1996.....John Wetteland-RHP | 9/19/2005.....Robinson Cano      | 9/2/2018.....GLEYBER TORRES      |
| 9/10/1978.....Ron Guidry-LHP    | 5/4/1997.....Tino Martinez       | 4/17/2006.....Jason Giambi       | 9/30/2018.....LUKE VOIT          |
| 10/1/1978.....Ed Figueroa-RHP   | 6/29/1997.....Tino Martinez      | 8/21/2006.....Johnny Damon       | 4/28/2019.....LUKE VOIT          |
| 5/13/1979.....Reggie Jackson    | 8/31/1997.....Bernie Williams    | 9/4/2006.....Alex Rodriguez      | 6/30/2019.....DJ LEMAHIEU        |
| 5/20/1979.....Tommy John-LHP    | 9/14/1997.....Wade Boggs         | 4/9/2007.....Alex Rodriguez      | 8/2/2020.....AARON JUDGE         |
| 9/30/1979.....Oscar Gamble      | 4/12/1998.....Darryl Strawberry  | 6/11/2007.....Alex Rodriguez     | 9/20/2020.....DJ LEMAHIEU        |
| 5/4/1980.....Reggie Jackson     | 5/19/1998.....David Wells-LHP    | 7/23/2007.....Robinson Cano      | 5/2/2021.....COREY KLUBER-RHP    |
| 5/11/1980.....Tommy John-LHP    | 5/31/1998.....Bernie Williams    | 8/6/2007.....Robinson Cano       | 5/16/2021.....AARON JUDGE        |
| 6/1/1980.....Bobby Brown        | 7/5/1999.....David Cone-RHP      | 9/10/2007.....Alex Rodriguez     | 5/23/2021.....COREY KLUBER-RHP   |
| 6/15/1980.....Reggie Jackson    | 9/27/1999.....Shane Spencer      | 6/2/2008.....Mariano Rivera-RHP  | 8/22/2021.....LUKE VOIT          |
| 9/9/1980.....Oscar Gamble       | 4/11/1999.....Chili Davis        | 8/4/2008.....Xavier Nady         | 9/26/2021.....GIANCARLO STANTON  |
| 9/14/1980.....Ron Davis-RHP     | 6/27/1999.....Tino Martinez      | 5/11/2009.....Johnny Damon       |                                  |
| 10/5/1980.....Reggie Jackson    | 7/18/1999.....David Cone-RHP     | 6/29/2009.....Mariano Rivera-RHP |                                  |
| 5/30/1982.....Oscar Gamble      | 5/6/2001.....Mike Mussina-RHP    | 5/30/2010.....Robinson Cano      |                                  |
| 7/10/1983.....Dave Righetti-LHP | 6/10/2001.....Bernie Williams    | 8/22/2010.....Robinson Cano      |                                  |
| 8/7/1983.....Dave Winfield      | 7/29/2001.....Paul O'Neill       | 9/5/2010.....Mark Teixeira       |                                  |
| 8/14/1983.....Dave Winfield     | 8/5/2001.....Derek Jeter         | 7/10/2011.....Derek Jeter        |                                  |

Note: Most by pos. players-Cano/Rodriguez/5; Most by pitchers- Guidry/Mussina/Rivera-3.



# Yankees Postseason Series-by-Series

| YEAR    | SERIES | OPP.           | W | L |
|---------|--------|----------------|---|---|
| 1921... | WS     | Giants         | 3 | 5 |
| 1922*   | WS     | Giants (1 tie) | 0 | 4 |
| 1923... | WS     | Giants         | 4 | 2 |
| 1926... | WS     | Cardinals      | 3 | 4 |
| 1927... | WS     | Pirates        | 4 | 0 |
| 1928... | WS     | Cardinals      | 4 | 0 |
| 1932... | WS     | Cubs           | 4 | 0 |
| 1936... | WS     | Giants         | 4 | 2 |
| 1937... | WS     | Giants         | 4 | 1 |
| 1938... | WS     | Cubs           | 4 | 0 |
| 1939... | WS     | Reds           | 4 | 0 |
| 1941... | WS     | Dodgers        | 4 | 1 |
| 1942... | WS     | Cardinals      | 1 | 4 |
| 1943... | WS     | Cardinals      | 4 | 1 |
| 1947... | WS     | Dodgers        | 4 | 3 |
| 1949... | WS     | Dodgers        | 4 | 1 |
| 1950... | WS     | Phillies       | 4 | 0 |
| 1951... | WS     | Giants         | 4 | 2 |
| 1952... | WS     | Dodgers        | 4 | 3 |
| 1953... | WS     | Dodgers        | 4 | 2 |
| 1955... | WS     | Dodgers        | 3 | 4 |
| 1956... | WS     | Dodgers        | 4 | 3 |
| 1957... | WS     | Braves         | 3 | 4 |
| 1958... | WS     | Braves         | 4 | 3 |
| 1960... | WS     | Pirates        | 3 | 4 |
| 1961... | WS     | Reds           | 4 | 1 |
| 1962... | WS     | Giants         | 4 | 3 |
| 1963... | WS     | Dodgers        | 0 | 4 |

| YEAR    | SERIES | OPP.      | W | L |
|---------|--------|-----------|---|---|
| 1964... | WS     | Cardinals | 3 | 4 |
| 1976... | LCS    | Royals    | 3 | 2 |
|         | WS     | Reds      | 0 | 4 |
| 1977... | LCS    | Royals    | 3 | 2 |
|         | WS     | Dodgers   | 4 | 2 |
| 1978... | LCS    | Royals    | 3 | 1 |
|         | WS     | Dodgers   | 4 | 2 |
| 1980... | LCS    | Royals    | 0 | 3 |
| 1981... | DS     | Brewers   | 3 | 2 |
|         | LCS    | Athletics | 3 | 0 |
|         | WS     | Dodgers   | 2 | 4 |
| 1995... | DS     | Mariners  | 2 | 3 |
| 1996... | DS     | Rangers   | 3 | 1 |
|         | LCS    | Orioles   | 4 | 1 |
|         | WS     | Braves    | 4 | 2 |
| 1997... | DS     | Indians   | 2 | 3 |
| 1998... | DS     | Rangers   | 3 | 0 |
|         | LCS    | Indians   | 4 | 2 |
|         | WS     | Padres    | 4 | 0 |
| 1999... | DS     | Rangers   | 3 | 0 |
|         | LCS    | Red Sox   | 4 | 1 |
|         | WS     | Braves    | 4 | 0 |
| 2000... | DS     | Athletics | 3 | 2 |
|         | LCS    | Mariners  | 4 | 2 |
|         | WS     | Mets      | 4 | 1 |
| 2001... | DS     | Athletics | 3 | 2 |
|         | LCS    | Mariners  | 4 | 1 |
|         | WS     | D-backs   | 3 | 4 |

| YEAR    | SERIES | OPP.      | W | L |
|---------|--------|-----------|---|---|
| 2002... | DS     | Angels    | 1 | 3 |
| 2003... | DS     | Twins     | 3 | 1 |
|         | LCS    | Red Sox   | 4 | 3 |
|         | WS     | Marlins   | 2 | 4 |
| 2004... | DS     | Twins     | 3 | 1 |
|         | LCS    | Red Sox   | 3 | 4 |
| 2005... | DS     | Angels    | 2 | 3 |
| 2006... | DS     | Tigers    | 1 | 3 |
| 2007... | DS     | Indians   | 1 | 3 |
| 2009... | DS     | Twins     | 3 | 0 |
|         | LCS    | Angels    | 4 | 2 |
|         | WS     | Phillies  | 4 | 2 |
| 2010... | DS     | Twins     | 3 | 0 |
|         | LCS    | Rangers   | 2 | 4 |
| 2011... | DS     | Tigers    | 2 | 3 |
| 2012... | DS     | Orioles   | 3 | 2 |
|         | LCS    | Tigers    | 0 | 4 |
| 2015... | WC     | Astros    | 0 | 1 |
| 2017... | WC     | Twins     | 1 | 0 |
|         | DS     | Indians   | 3 | 2 |
|         | LCS    | Astros    | 3 | 4 |
| 2018... | WC     | Athletics | 1 | 0 |
|         | DS     | Red Sox   | 1 | 3 |
| 2019    | DS     | Twins     | 3 | 0 |
|         | LCS    | Astros    | 2 | 4 |
| 2020    | WC     | Indians   | 2 | 0 |
|         | DS     | Rays      | 2 | 3 |
| 2021    | WC     | Red Sox   | 0 | 1 |

| ALL POSTSEASON ROUNDS                               | W          | L          | T         |
|---|------------|------------|-----------|
| AL Wild Card One-off Games (2-2 in series, 4 games) | 2          | 2          | 0         |
| AL Wild Card Round 2020 (1-0 in series, 2 games)    | 2          | 0          | 0         |
| ALDS (13-9 in series, 93 games)                     | 53         | 40         | 0         |
| ALCS (11-6 in series, 90 games)                     | 50         | 40         | 0         |
| World Series (27-13 in series, 225 games)           | 134        | 90         | 1*        |
| <b>All Postseason (54-30 in series, 414 games)</b>  | <b>241</b> | <b>172</b> | <b>1*</b> |


\* 1922 WS Game 2 vs. Giants was a 3-3, 10-inn. tie called due to darkness.

# Yankees Postseason Record by Opponent

For all teams below, all games played while representing former home cities are included.

Numbers in chart note: Record in games (Record in series)

| Franchise              | WC           | DS            | LCS           | WS              | Total            |
|------------------------|--------------|---------------|---------------|-----------------|------------------|
| Arizona                | --           | --            | --            | 3-4 (0-1)       | 3-4 (0-1)        |
| Atlanta                | --           | --            | --            | 15-9 (3-1)      | 15-9 (3-1)       |
| Baltimore              | --           | 3-2 (1-0)     | 4-1 (1-0)     | --              | 7-3 (2-0)        |
| Boston                 | 0-1 (0-1)    | 1-3 (0-1)     | 11-8 (2-1)    | --              | 12-12 (2-3)      |
| Chicago-AL             | --           | --            | --            | --              | --               |
| Chicago-NL             | --           | --            | --            | 8-0 (2-0)       | 8-0 (2-0)        |
| Cincinnati             | --           | --            | --            | 8-5 (2-1)       | 8-5 (2-1)        |
| Cleveland              | 2-0 (1-0)    | 6-8 (1-2)     | 4-2 (1-0)     | --              | 12-10 (3-2)      |
| Colorado               | --           | --            | --            | --              | --               |
| Detroit                | --           | 3-6 (0-2)     | 0-4 (0-1)     | --              | 3-10 (0-3)       |
| Kansas City            | --           | --            | 9-8 (3-1)     | --              | 9-8 (3-1)        |
| Houston                | 0-1 (0-1)    | --            | 5-8 (0-2)     | --              | 5-9 (0-3)        |
| L.A. Angels            | --           | 3-6 (0-2)     | 4-2 (1-0)     | --              | 7-8 (1-2)        |
| L.A. Dodgers           | --           | --            | --            | 37-29 (8-3)     | 37-29 (8-3)      |
| Miami                  | --           | --            | --            | 2-4 (0-1)       | 2-4 (0-1)        |
| Milwaukee              | --           | 3-2 (1-0)     | --            | --              | 3-2 (1-0)        |
| Minnesota              | 1-0 (1-0)    | 15-2 (5-0)    | --            | --              | 16-2 (6-0)       |
| New York-NL            | --           | --            | --            | 4-1 (1-0)       | 4-1 (1-0)        |
| Oakland                | 1-0 (1-0)    | 6-4 (2-0)     | 3-0 (1-0)     | --              | 10-4 (4-0)       |
| Philadelphia           | --           | --            | --            | 8-2 (2-0)       | 8-2 (2-0)        |
| Pittsburgh             | --           | --            | --            | 7-4 (1-1)       | 7-4 (1-1)        |
| San Diego              | --           | --            | --            | 4-0 (1-0)       | 4-0 (1-0)        |
| San Francisco          | --           | --            | --            | 23-19-1 (5-2)   | 23-19-1 (5-2)    |
| St. Louis              | --           | --            | --            | 15-13 (2-3)     | 15-13 (2-3)      |
| Seattle                | --           | 2-3 (0-1)     | 8-3 (2-0)     | --              | 10-6 (2-1)       |
| Tampa Bay              | --           | 2-3 (0-1)     | --            | --              | 2-3 (0-1)        |
| Texas                  | --           | 9-1 (3-0)     | 2-4 (0-1)     | --              | 11-5 (3-1)       |
| Toronto                | --           | --            | --            | --              | --               |
| Washington             | --           | --            | --            | --              | --               |
| <b>Total Games</b>     | <b>4-2</b>   | <b>53-40</b>  | <b>50-40</b>  | <b>134-90-1</b> | <b>241-172-1</b> |
| <b>Postseason Rds.</b> | <b>(3-2)</b> | <b>(13-9)</b> | <b>(11-6)</b> | <b>(27-13)</b>  | <b>(54-30)</b>   |



**1962 World Series MVP Ralph Terry** is carried off the field following his complete-game, 1-0 win in Game 7 at Candlestick Park over the S.F. Giants. During the Series he went 2-1 in three starts, allowing just 5ER in 25.0IP with two walks and 16 strikeouts. The title was the Yankees' second in a row and their 10th in a 16-year span dating to 1947. For Terry, his clutch Game 7 performance was a measure of redemption. Two years earlier he allowed Bill Mazeroski's game-winning, "walk-off" home run, which gave Pittsburgh the 1960 championship even though the Pirates had been outscored by the Yankees, 55-27, over the course of the Series.

2021 SEASON SUMMARY  
 MANAGER, COACHES & STAFF BIOS  
 FULL PLAYER BIOS  
 ADDITIONAL PLAYER BIOS  
 HISTORICAL STATS & POSTSEASON RECORDS  
 POSTSEASON SERIES RECAPS  
 2022 SCHEDULE  
 MINORS &



# Last At-bat and "Walk-off" Wins/Losses in the Postseason

Listed below are Yankees postseason games in which the winning team scored their winning runs in their final at-bat.

**KEY:** \* = series clincher; Shaded = "walk-off" win or loss

**Winning runs scored in team's final AB:** NYY-46 times (WC-1, DS-9, LCS-10, WS-26) / Opponents-34 times (DS-8, LCS-8, WS-18)

**Winning runs scored in team's final AB in series clincher:** NYY-9 times (WC-1, DS-1, LCS-3, WS-4) / Opponents-7 times (DS-2, LCS-1, WS-4)

**"Walk-off" wins:** NYY-23 times (DS-5, LCS-6, WS-12) / Opponents-18 times (DS-4, LCS-6, WS-8)

**"Walk-off" wins in series clincher:** NYY-4 times (DS-0, LCS-2, WS-2) / Opponents-4 times (DS-1, LCS-1, WS-2)

| Date       | Series | Game    | Opponent               | Runs Scored        | W/L | Final    | Note on Winning Runs   |
|------------|--------|---------|------------------------|--------------------|-----|----------|--|
| 10/4/1922  | WS     | Game 1  | at N.Y. Giants         | NYG 3R in bot 8th  | L   | 2-3      | I. Meusel 2R-single off Bush / Youngs flyout off Hoyt scores Frisch            |
| 10/8/1922  | WS     | Game 5* | at N.Y. Giants         | NYG 3R in bot 8th  | L   | 3-5      | H.P. Kelly 2R-single & Lee King RBI single off Joe Bush                        |
| 10/10/1923 | WS     | Game 1  | vs. N.Y. Giants        | NYG 1R in bot 9th  | L   | 4-5      | Casey Stengel inside-the-park solo HR off Joe Bush                             |
| 10/7/1926  | WS     | Game 5  | at St. Louis           | NY 1R in top 10th  | W   | 3-2 (10) | Tony Lazzeri sac fly off Bill Sherdel scores Mark Koenig                       |
| 10/8/1927  | WS     | Game 4* | vs. Pittsburgh         | NY 1R in bot 9th   | W   | 4-3      | Wild pitch by Pirates P. Johnson scores Earle Combs                            |
| 10/3/1936  | WS     | Game 5  | vs. N.Y. Giants        | NY 1R in bot 8th   | W   | 2-1      | Frank Crosetti single off Freddy Fitzsimmons scores Jake Powell                |
| 10/5/1936  | WS     | Game 5  | vs. N.Y. Giants        | NYG 1R in top 10th | L   | 4-5 (10) | Bill Terry flyout scores Jo-Jo Moore (SF rule not in place in 1936)            |
| 10/4/1939  | WS     | Game 1  | at Cincinnati          | NY 1R in bot 9th   | W   | 2-1      | Bill Dickey single off Paul Derringer scores Charlie Keller                    |
| 10/8/1939  | WS     | Game 4* | at Cincinnati          | NY 3R in top 10th  | W   | 7-4 (10) | "Lombardi's Snooze": DiMaggio single + E by RF + collision lead to 3R          |
| 10/5/1941  | WS     | Game 4  | at Brooklyn            | NY 4R in top 9th   | W   | 7-4      | With 2 out in 9th, Mickey Owen PB on Henrich streakout leads to 4R             |
| 10/1/1942  | WS     | Game 2  | at St. Louis           | STL 1R in bot 8th  | L   | 3-4      | Stan Musial single off Tiny Bonham scores Enos Slaughter                       |
| 10/5/1942  | WS     | Game 5* | vs. St. Louis          | STL 2R in top 9th  | L   | 2-4      | Whitey Kurovski 2R-HR off Red Ruffing scores Walker Cooper                     |
| 10/7/1943  | WS     | Game 3  | vs. St. Louis          | NY 5R in bot 8th   | W   | 6-2      | Bill Johnson 3R-triple/Joe Gordon RBI single/Nick Etten RBI single             |
| 10/3/1947  | WS     | Game 4  | at Brooklyn            | BRO 2R in bot 9th  | L   | 2-3      | Bevens loses no-hitter & game on Lavagetto PH 1, 2-out, 2R-double              |
| 10/5/1949  | WS     | Game 1  | vs. Brooklyn           | NY 1R in bot 9th   | W   | 1-0      | Tommy Henrich leads off ninth with solo HR off Don Newcombe                    |
| 10/7/1949  | WS     | Game 3  | at Brooklyn            | NY 3R in top 9th   | W   | 4-3      | Mize PH single scores Berra & Brown/Coblen singles in Woodling                 |
| 10/5/1950  | WS     | Game 2  | at Philadelphia        | NY 1R in top 10th  | W   | 2-1 (10) | Joe DiMaggio solo HR off Robin Roberts leads off 10th inn.                     |
| 10/6/1950  | WS     | Game 3  | vs. Philadelphia       | NY 1R in bot 9th   | W   | 3-2      | Jerry Coleman 2-out RBI single scores Gene Woodling                            |
| 10/5/1952  | WS     | Game 5  | vs. Brooklyn           | BRO 1R in top 11th | L   | 5-6 (11) | Duke Snider RBI double off Johnny Sain scores Billy Cox                        |
| 10/1/1953  | WS     | Game 2  | at Brooklyn            | NY 2R in bot 8th   | W   | 4-2      | Mickey Mantle 2R-HR off Preacher Roe scores Hank Bauer                         |
| 10/2/1953  | WS     | Game 3  | at Brooklyn            | BRO 1R in bot 8th  | L   | 2-3      | Roy Campanella solo HR off Elv Raschi  |
| 10/5/1953  | WS     | Game 6* | vs. Brooklyn           | NY 1R in bot 9th   | W   | 4-3      | Billly Martin RBI single off Clem Labine scores Hank Bauer                     |
| 10/9/1956  | WS     | Game 6  | at Brooklyn            | BRO 1R in bot 10th | L   | 0-1 (10) | Jackie Robinson RBI single off Bob Turley scores Jim Gilliam                   |
| 10/6/1957  | WS     | Game 4  | at Milwaukee           | MIL 3R in bot 10th | L   | 5-7 (10) | Johnny Logan RBI double & Eddie Mathews 2R-HR off Bob Grim                     |
| 10/1/1958  | WS     | Game 1  | at Milwaukee           | MIL 1R in bot 10th | L   | 3-4 (10) | Bill Bruton PH single off Ryne Duren scores Joe Adcock                         |
| 10/8/1958  | WS     | Game 6  | at Milwaukee           | NY 2R in top 10th  | W   | 4-3 (10) | McDougal solo HR off Spahn/Skowron RBI single off McMahon                      |
| 10/13/1960 | WS     | Game 7* | at Pittsburgh          | PIR 1R in bot 9th  | L   | 9-10     | Bill Mazeroski solo HR off Ralph Terry   |
| 10/7/1961  | WS     | Game 3  | at Cincinnati          | NY 1R in top 9th   | W   | 3-2      | Roger Maris solo HR off Bob Purkey   |
| 10/10/1962 | WS     | Game 5  | vs. San Francisco      | NY 3R in bot 8th   | W   | 5-3      | Tom Tresh 3R-HR off Jack Sanford scores Kubeck and Richardson                  |
| 10/10/1964 | WS     | Game 3  | vs. St. Louis          | NY 1R in bot 9th   | W   | 2-1      | Mickey Mantle leadoff solo HR of Barney Schultz                                |
| 10/12/1964 | WS     | Game 5  | vs. St. Louis          | STL 3R in top 10th | L   | 2-5 (10) | Tim McCarver 3R-HR off Pete Miklenko scores B. White and D. Groat              |
| 10/14/1976 | LCS    | Game 5* | vs. Kansas City        | NY 1R in bot 9th   | W   | 7-6      | Chris Chambliss leadoff solo HR off Mark Littell                               |
| 10/17/1976 | WS     | Game 2  | at Cincinnati          | STL 1R in bot 9th  | L   | 3-4      | Tony Perez RBI single off Catfish Hunter scores Ken Griffey Sr.                |
| 10/9/1977  | LCS    | Game 5* | at Kansas City         | NY 3R in top 9th   | W   | 5-3      | Rivers singles in Blair/Randolph SF scores White/Rivers scores on Brett E5     |
| 10/11/1977 | WS     | Game 1  | vs. Los Angeles        | NY 1R in bot 12th  | W   | 4-3 (12) | Paul Blair RBI single off Rick Rhoden scores Willie Randolph                   |
| 10/6/1978  | LCS    | Game 3  | vs. Kansas City        | NY 2R in bot 8th   | W   | 6-5      | Thurman Munson 2R-HR off Doug Bird scores Roy White                            |
| 10/14/1978 | WS     | Game 4  | vs. Los Angeles        | NY 1R in bot 10th  | W   | 4-3 (10) | Lou Piniella RBI single off Bob Welch scores Roy White                         |
| 10/1/1995  | DS     | Game 2  | vs. Seattle            | NY 2R in bot 15th  | W   | 7-5 (15) | Leyritz 2R-HR off Belcher scores P. Kelly. Longest-ever NYY playoff game       |
| 10/7/1995  | DS     | Game 4  | at Seattle             | SEA 5R in bot 8th  | L   | 8-11     | E. Martinez grand slam off Wetzland / Buhner solo HR off Howe                  |
| 10/8/1995  | DS     | Game 5* | at Seattle             | SEA 2R in bot 11th | L   | 5-6 (11) | E. Martinez double off McDowell scores Cora and Griffey Jr.                    |
| 10/2/1996  | DS     | Game 2  | vs. Texas              | NY 1R in bot 12th  | W   | 5-4 (12) | Jeter scores from 2B on Dean Palmer throwing E on Hayes sac bunt               |
| 10/4/1996  | DS     | Game 3  | at Texas               | NY 2R in top 9th   | W   | 3-2      | B. Williams SF scores Jeter / Duncan single scores                             |
| 10/9/1996  | LCS    | Game 1  | vs. Baltimore          | NY 1R in bot 11th  | W   | 5-4 (11) | Wade Boggs PH BB off Avery scores Raines / Jeter scores on Klesko E            |
| 10/23/1996 | WS     | Game 4  | at Atlanta             | NY 2R in top 10th  | W   | 8-6 (10) | Omar Vizquel RBI single off Ramiro Mendoza scores Marquis Grissom              |
| 10/5/1997  | DS     | Game 4  | at Cleveland           | CLE 1R in bot 9th  | L   | 2-3      | Sojo single off Leiter scores Posada; Brosius scores on CF throwing E          |
| 10/7/1998  | LCS    | Game 2  | vs. Cleveland          | CLE 3R in top 12th | L   | 1-4 (12) | E. Wilson scores on T. Martinez error / Lofton 2R-single off Lloyd             |
| 10/13/1999 | LCS    | Game 1  | vs. Boston             | NY 1R in bot 10th  | W   | 4-3 (10) | Bernie Williams leadoff solo HR off Rod Beck                                   |
| 10/26/1999 | WS     | Game 3  | vs. Atlanta            | NY 1R in bot 10th  | W   | 6-5 (10) | Chad Curtis leadoff solo HR off Mike Remlinger                                 |
| 10/1/2000  | LCS    | Game 2  | vs. Seattle            | NY 7R in bot 8th   | W   | 7-1      | Williams, Posada, Vizcaino, Knoblauch, O'Neill each RBI / Jeter 2R-HR          |
| 10/21/2000 | WS     | Game 1  | vs. Mets               | NY 1R in bot 12th  | W   | 4-3 (12) | Jose Vizcaino RBI single off Turk Wendell scores Tino Martinez                 |
| 10/24/2000 | WS     | Game 1  | at Mets                | NYM 2R in bot 8th  | L   | 2-4      | Aobayani RBI double off E. Duque / Trammell SF off Stanton                     |
| 10/25/2000 | WS     | Game 5* | at Mets                | NY 2R in top 9th   | W   | 4-2      | Sojo single off Leiter scores Posada; Brosius scores on CF throwing E          |
| 10/21/2001 | LCS    | Game 4  | vs. Seattle            | NY 2R in bot 9th   | W   | 3-1      | Alfonso Soriano 2R-HR off Kaz Sasaki   |
| 10/31/2001 | WS     | Game 4  | vs. Arizona            | NY 1R in bot 10th  | W   | 4-3 (10) | Jeter earns "Mr. November" nickname w/ solo HR off Byung-Hyun Kim              |
| 11/1/2001  | WS     | Game 5  | vs. Arizona            | NY 1R in bot 12th  | W   | 3-2 (12) | Brosius 2R, game-tying HR off Kim in 9th / Soriano RBI single in 12th          |
| 11/4/2001  | WS     | Game 7* | at Arizona             | ARI 2R in bot 9th  | L   | 2-3      | Womack RBI double & L. Gonzalez game-winning RBI single off Rivera             |
| 10/7/2002  | DS     | Game 1  | vs. Anaheim            | NY 4R in bot 8th   | W   | 8-5      | Giambi RBI single off Schoeneweis / B. Williams 3R-HR off Donnelly             |
| 10/4/2002  | DS     | Game 3  | at Anaheim             | ANA 3R in bot 8th  | L   | 6-9      | Ertstad RBI double off Stanton / Salmon 2R-HR off Karsay                       |
| 10/16/2003 | LCS    | Game 7* | vs. Boston             | NY 1R in bot 11th  | W   | 6-5 (11) | Aaron Boone leadoff solo HR off Tim Wakefield                                  |
| 10/22/2003 | WS     | Game 4  | at Florida             | FLA 1R in bot 12th | L   | 3-4 (12) | Alex Gonzalez leadoff solo HR off Jeff Weaver                                  |
| 10/6/2004  | DS     | Game 2  | vs. Minnesota          | NY 2R in bot 12th  | W   | 7-6 (12) | Rodriguez RBI double off Nathan / Matsui SF off Romero scores Jeter            |
| 10/9/2004  | DS     | Game 4* | at Minnesota           | NY 1R in top 11th  | W   | 6-5 (11) | Kyle Lohse wild pitch allows Alex Rodriguez to score                           |
| 10/17/2004 | LCS    | Game 4  | at Boston              | BOS 2R in bot 12th | L   | 4-6 (12) | David Ortiz 2R-HR off Paul Quantrill scores Manny Ramirez                      |
| 10/18/2004 | LCS    | Game 5  | at Boston              | BOS 1R in bot 14th | L   | 4-5 (14) | David Ortiz 2R-HR off Esteban Loaiza scores Johnny Damon                       |
| 10/5/2007  | DS     | Game 2  | at Cleveland           | CLE 1R in bot 11th | L   | 1-2 (11) | Travis Hafner RBI single off Luis Vizcaino scores Lofton                       |
| 10/9/2009  | DS     | Game 2  | vs. Minnesota          | NY 1R in bot 11th  | W   | 4-3 (11) | Mark Teixeira leadoff HR off Jose Mijares                                      |
| 10/17/2009 | LCS    | Game 2  | vs. L.A. Angels        | NY 1R in bot 13th  | W   | 4-3 (13) | Throwing error by 2B Maicer utters allows Jerry Hairston Jr. to score          |
| 10/19/2009 | LCS    | Game 3  | at L.A. Angels         | LAA 1R in bot 11th | L   | 4-5 (11) | Jeff Mathis RBI double off Alfredo Aceves scores Howie Kendrick                |
| 11/1/2009  | WS     | Game 4  | at Philadelphia        | NY 3R in top 9th   | W   | 7-4      | Rodriguez doubles in Damon / Posada singles in Teixeira and Rodriguez          |
| 10/7/2012  | DS     | Game 1  | at Baltimore           | NY 5R in top 9th   | W   | 7-2      | Martin solo HR / Suzuki RBI single / Cano 2R double / Swisher SF               |
| 10/10/2012 | DS     | Game 3  | vs. Baltimore          | NY 1R in bot 12th  | W   | 3-2 (12) | Ibanez PH solo HR in 9th ties game / Ibanez solo HR in 12th wins game          |
| 10/11/2012 | DS     | Game 4  | vs. Baltimore          | BAL 1R in top 13th | L   | 1-2 (13) | J.J. Hardy RBI double off David Phelps scores Manny Machado                    |
| 10/13/2012 | LCS    | Game 1  | vs. Tigers             | DET 2R in top 12th | L   | 4-6 (12) | D. Young doubles in M. Cabrera off Phelps / Dirks singles in Kelly off Jackson |
| 10/6/2017  | DS     | Game 2  | at Cleveland           | CLE 1R in bot 13th | L   | 8-9 (13) | Yan Gomes single off Dellin Betances scores Austin Jackson                     |
| 10/14/2017 | LCS    | Game 2  | at Houston             | HOU 1R in bot 9th  | L   | 1-2      | Carlos Correa double off Aroldis Chapman scores Jose Altuve                    |
| 10/17/2017 | LCS    | Game 4  | vs. Houston            | HOU 4R in bot 8th  | W   | 6-4      | Gardner RBI groundout / Judge RBI double / Sanchez 2R double - all off Giles   |
| 10/13/2019 | LCS    | Game 2  | at Houston             | HOU 1R in bot 11th | L   | 2-3      | Carlos Correa leadoff HR off J.A. Happ   |
| 10/19/2019 | LCS    | Game 6* | at Houston             | HOU 2R in bot 9th  | L   | 4-6      | NY 1R in top 10th (LeMahieu 2R-HR), then Altuve 2R-HR off Chapman              |
| 9/30/2020  | WC     | Game 2* | at Cleveland           | NY 2R in top 9th   | W   | 10-9     | Gary Sanchez SF / DJ LeMahieu RBI single, both off Brad Hand                   |
| 10/9/2020  | DS     | Game 5* | at Tampa Bay (in S.D.) | TB 1R in bot 8th   | L   | 6-4      | Mike Brosseau solo HR off Aroldis Chapman                                      |



# Yankees All-Time Postseason Highs

(all games 9 innings unless otherwise indicated)

## TEAM BATTING

|                            |          |   |
|----------------------------|----------|---|
| Most Runs, Game            | 19       | (2004 ALCS Game 3 at BOS, 10/16/2004)   |
| Most Runs, Inning          | 7, 7x    | (Last, 2000 ALCS Game 2 vs. SEA – 8th inn., 10/11/2000)   |
| Most Hits, Game            | 22       | (2004 ALCS Game 3 at BOS, 10/16/2004)   |
| Fewest Hits, Game          | 2, 4x    | (2012 ALCS Game 4 at DET, 10/18/2012; 2010 ALCS Game 3 vs. TEX, 10/18/2010<br>2001 ALDS Game 3 at OAK, 10/13/2001; 1958 WS Game 4 vs. MLN, 10/5/1958) |
| Most Extra-base Hits, Game | 13       | (2004 ALCS Game 3 at BOS, 10/16/2004)   |
| Most Home Runs, Game       | 5        | (1928 WS Game 4 at STL, 10/9/1928)  |
| Most Singles, Game         | 16       | (1978 WS Game 5 vs. LAD, 10/15/1978)  |
| Most Doubles, Game         | 8        | (2004 ALCS Game 3 at BOS, 10/16/2004)   |
| Most Triples, Game         | 3, 2x    | (1960 WS Game 6 at PIT, 10/12/1960<br>1947 WS Game 2 vs. BRO, 10/1/1947)  |
| Most Strikeouts, Game      | 18       | (2020 ALDS Game 2 at TB – in S.D., 10/6/2020)   |
| Most Walks, Game           | 12       | (2020 WC Game 2 at CLE, 9/30/2020)  |
| Most Stolen Bases, Game    | 4        | (1998 ALCS Game 4 at CLE, 10/10/1998)   |
| Shut out                   | 25 times | (Last, 2017 ALCS Game 7 at HOU, 4-0, 10/21/2017)  |
| Worst Shutout Loss         | 8-0      | (2010 ALCS Game 3 vs. TEX, 10/18/2010)  |
| Walk-off Wins              | 23 times | (Last, ALDS Game 3 vs. BAL, 10/10/2012)   |

## TEAM PITCHING

|                                 |          |   |
|---------------------------------|----------|---|
| Runs allowed, Game              | 16       | (2018 ALDS Game 3 vs. BOS, 10/8/2018)   |
| Runs allowed, Inning            | 8, 3x    | (2002 ALDS Game 4 at ANA – 5th inn., 10/5/2002<br>2001 WS Game 6 at ARI – 3rd inn., 11/3/2001<br>1921 WS Game 3 at NYG – 7th inn., 10/7/1921) |
| Most Hits allowed, Game         | 22       | (2001 WS Game 6 at ARI, 11/3/2001)  |
| Fewest hits allowed, Game       | 0        | (1956 WS Game 5 vs. BRO, 10/8/1956)   |
| Home runs allowed, Game         | 4, 9x    | (Last 2020 ALDS Game 2 at TB – in S.D., 10/6/2020)  |
| Extra-base hits allowed, Game   | 10       | (1999 ALCS Game 3 at BOS, 10/16/1999)   |
| Singles allowed, Game           | 16       | (2001 WS Game 6 at ARI, 11/3/2001)  |
| Doubles allowed, Game           | 6, 5x    | (Last, 2020 WC Game 2 at CLE, 9/30/2020)  |
| Triples allowed, Game           | 2, 8x    | (Last, 2005 ALDS Game 3 vs. LAA, 10/7/2005)   |
| Strikeouts recorded, Game       | 15, 2x   | (2017 ALDS Game 5 at CLE, 10/11/2017)<br>2000 ALCS Game 4 at SEA, 10/14/2000 – all by Clemens)  |
| Walks allowed, Game             | 11       | (1956 WS Game 2 at BRO, 10/5/1956)  |
| Most Stolen Bases allowed, Game | 4        | (2010 ALCS Game 2 at TEX, 10/16/2010)   |
| Shutouts                        | 31 times | (Last, 2017 ALCS Game 5 vs. HOU, 5-0, 10/18/2017)   |
| Largest shutout win             | 12-0     | (1960 WS Game 6 at PIT, 10/12/1960)   |
| Complete Game                   | 85 times | (Last, 2012 ALDS Game 5 vs. BAL, 10/12/2012 – Sabathia)   |
| Walk-off Losses                 | 18 times | (Last, 2019 ALCS Game 6 at HOU, 10/19/2019)   |

## TEAM FIELDING

|                                    |       |   |
|------------------------------------|-------|---|
| Double plays turned, Game, Yankees | 4     | (1951 WS Game 4 at NYG, 10/8/1951)            |
| Double plays turned, Game, Opp.    | 5     | (2004 ALDS Game 1 vs. MIN, 10/5/2004)         |
| Errors, Game, Yankees              | 5     | (1976 ALCS Game 2 at Kansas City, 10/10/1976) |
| Errors, Game, Opponent             | 4, 9x | (Last 2017 ALDS Game 4 vs. CLE, 10/9/2017)    |

## INDIVIDUAL BATTING

|                  |              |  |
|------------------|--------------|--|
| At-Bats, Game    | 7, 5x        | (Last by four players, 2004 ALCS Game 5 at BOS, 10/18/2004 – 14 inn.)  |
| Runs, Game       | 5, 2x        | (Alex Rodriguez and Hideki Matsui, 2004 ALCS Game 3 at BOS, 10/16/2004)  |
| Hits, Game       | 5, 2x        | (Derek Jeter, 2006 ALDS Game 1 vs. DET, 10/2/2006<br>Hideki Matsui, 2004 ALCS Game 3 at BOS, 10/16/2004)   |
| Doubles, Game    | 2, 32 times  | (Last by Gleyber Torres, 2019 ALDS Game 3 at MIN, 10/7/2019)   |
| Triples, Game    | 2            | (Bobby Richardson, 1960 WS Game 6 at PIT, 10/12/1960)  |
| Home runs, Game  | 3, 3x        | (Reggie Jackson, 1977 WS Game 6 vs. LAD, 10/18/1977)<br>Babe Ruth, 1926 WS Game 4 at STL 10/6/1926; and 1928 WS Game 4 at STL, 10/9/1928)  |
| Grand slams      | 1, 14x       | (Last by Giancarlo Stanton, 2020 ALDS Game 1 at TB – in S.D., 10/5/2020)   |
| RBI, Game        | 6, 4x        | (Robinson Cano, 2011 ALDS Game 1 vs. DET, 9/30/2011<br>Hideki Matsui, 2009 WS Game 6 vs. PHI, 11/4/2009<br>Bernie Williams, 1999 ALDS Game 1 vs. TEX, 10/5/1999;<br>Bobby Richardson, 1960 WS Game 3 vs. PIT, 10/8/1960) |
| Walks, Game      | 4, 2x        | (Bernie Williams, 1995 ALDS Game 5 at SEA, 10/8/1995 – 11 inn.)<br>Babe Ruth, 1926 WS Game 7 vs. STL, 10/10/1926 – 9 inn.)   |
| Strikeouts, Game | 5            | (George Pipgras, 1932 WS Game 3 at CHC, 10/1/1932)   |
| Hitting streak   | 17 games, 2x | (Derek Jeter, 10/13/98-10/27/99; Hank Bauer, 10/3/56-10/4/1958)  |

## INDIVIDUAL PITCHING

|                                      |               |   |
|--------------------------------------|---------------|---|
| Most Strikeouts, Game                | 15            | (Roger Clemens, 2000 ALCS Game 4 at SEA, 10/14/2000)  |
| Most Walks, Game                     | 10            | (Bill Bevens, 1947 WS Game 4 at BRO, 10/3/1947)   |
| Earned runs allowed, game            | 8, 3x         | (Chien-Ming Wang, 2007 ALDS Game 1 vs. CLE, 10/4/2007<br>David Wells, 2002 ALDS Game 4 at ANA, 10/5/2002<br>Jay Witasick, 2001 WS Game 6 at ARI, 11/3/2001) |
| Hits allowed, game                   | 14            | (Waite Hoyt, 1926 WS Game 4 at STL, 10/6/1926)  |
| Consec. scoreless IP all Pstns.      | 33.1 MLB Rec. | (Mariano Rivera, ALDS Game 1, 9/29/1998 vs. TEX – ALCS Game 3 at SEA, 10/13/2000)   |
| Consec. scoreless IP in World Series | 33.0 MLB Rec. | (Whitey Ford, WS Game 3 vs. PIT, 10/8/60 – WS Game 1 at SFG, 1st inn., 10/4/1962)   |

## TEAM MISCELLANEOUS

|  |         |   |
|--|---------|---|
| Most Left on base, game, Yankees       | 18      | (2004 ALCS Game 5 at BOS, 10/18/2004 – 14 inn.)     |
| Most Left on base, 9 inn. gm, Yankees  | 15      | (2000 ALCS Game 5 at SEA, 10/15/2000)               |
| Most Left on base, game, Opponent      | 17      | (2009 ALDS Game 2 vs. MIN, 10/9/2009 – 11 inn.)     |
| Most Left on base, 9 inn. gm, Opponent | 14      | (1957 WS Game 3 at MLN, 10/5/1957)                  |
| Longest game, innings                  | 15      | (1995 ALDS Game 2 vs. SEA, 10/4/1995 – 15 inn.)     |
| Largest margin of victory              | 14 runs | (18-4 win in 1936 WS Game 2 at NYG, 10/2/1936)      |
| Largest margin of defeat               | 15 runs | (16-1 loss in 2018 ALDS Game 3 vs. BOS, 10/08/2018) |
| Largest crowd, home                    | 74,065  | (1947 WS Game 6 vs. BRO, 10/5/1947)                 |
| Largest crowd, road                    | 65,975  | (2003 WS Game 5 at FLA, 10/23/2003)                 |



# Notable Postseason Home Runs by Yankees

## BACK-TO-BACK HOME RUNS (12 - INCLUDING 1 BACK-TO-BACK-TO-BACK)

| Round            | Players                               | Date                | Opponent          | No. HR / Inn. |
|------------------|---------------------------------------|---------------------|-------------------|---------------|
| DS (4)           | Reggie Jackson/Oscar Gamble           | 10/11/1981 (Game 5) | vs. Milwaukee     | 2 / 4th       |
|                  | Ruben Sierra/Don Mattingly            | 10/4/1995 (Game 2)  | vs. Seattle       | 2 / 6th       |
|                  | Bernie Williams/Mike Stanley          | 10/6/1995 (Game 3)  | at Seattle        | 2 / 8th       |
|                  | Raines/Jeter/O'Neill ( <b>b2b2b</b> ) | 9/30/1997 (Game 1)  | vs. Cleveland     | 3 / 6th       |
| LCS (4)          | Rick Cerone/Lou Piniella              | 10/8/1980 (Game 1)  | at Kansas City    | 2 / 2nd       |
|                  | Cecil Fielder/Darryl Strawberry       | 10/13/1996 (Game 5) | at Baltimore      | 2 / 3rd       |
|                  | Bernie Williams/Tino Martinez         | 10/13/2000 (Game 3) | at Seattle        | 2 / 2nd       |
|                  | Nick Swisher/Robinson Canó            | 10/20/2010 (Game 5) | vs. Texas         | 2 / 3rd       |
| World Series (4) | Babe Ruth/Lou Gehrig                  | 10/9/1928 (Game 4)  | at St. Louis      | 2 / 7th       |
|                  | Babe Ruth/Lou Gehrig                  | 10/1/1932 (Game 3)  | at Chicago-NL     | 2 / 5th       |
|                  | Roger Maris/Mickey Mantle             | 10/14/1964 (Game 6) | at St. Louis      | 2 / 6th       |
|                  | Thurman Munson/Reggie Jackson         | 10/16/1977 (Game 5) | at Los Angeles-NL | 2 / 8th       |

## GRAND SLAMS (14)

| Round            | Player            | Date                | Opponent               | Pitcher           |
|------------------|-------------------|---------------------|------------------------|-------------------|
| WC (1)           | Gio Urshela       | 9/30/2020 (Game 2)  | at Cleveland           | James Karinchak   |
| DS (4)           | Paul O'Neill      | 10/4/1997 (Game 3)  | at Cleveland           | Chad Ogea         |
|                  | Robinson Canó     | 9/30/2011 (Game 1)  | vs. Detroit            | Albuquerque       |
|                  | Didi Gregorius    | 10/5/2019 (Game 2)  | vs. Minnesota          | Tyler Duffey      |
|                  | Giancarlo Stanton | 10/5/2020 (Game 1)  | at Tampa Bay (in S.D.) | John Curtiss      |
| LCS (1)          | Ricky Ledee (PH)  | 10/17/1999 (Game 4) | at Boston              | Rod Beck          |
| World Series (8) | Tony Lazzari      | 10/2/1936 (Game 2)  | at N.Y. Giants         | Dick Coffman      |
|                  | Gil McDougald     | 10/9/1951 (Game 5)  | at N.Y. Giants         | Larry Jansen      |
|                  | Mickey Mantle     | 10/4/1953 (Game 5)  | at Brooklyn            | Russ Meyer        |
|                  | Yogi Berra        | 10/5/1956 (Game 2)  | at Brooklyn            | Don Newcombe      |
|                  | Bill Skowron      | 10/10/1956 (Game 7) | at Brooklyn            | Roger Craig       |
|                  | Bobby Richardson  | 10/8/1960 (Game 3)  | vs. Pittsburgh         | Clem Labine       |
|                  | Joe Pepitone      | 10/14/1964 (Game 6) | at St. Louis           | Gordie Richardson |
|                  | Tino Martinez     | 10/17/1998 (Game 1) | vs. San Diego          | Mark Langston     |

## INSIDE-THE-PARK HOME RUNS (3)

| Round            | Player        | Date                | Opponent        | Pitcher        |
|------------------|---------------|---------------------|-----------------|----------------|
| DS (0)           | None          |                     |                 |                |
| LCS (1)          | Graig Nettles | 10/9/1980 (Game 2)  | at Kansas City  | Dennis Leonard |
| World Series (2) | Joe Dugan     | 10/14/1923 (Game 5) | vs. N.Y. Giants | Jack Bentley   |
|                  | Lou Gehrig    | 10/7/1928 (Game 3)  | at St. Louis    | Jessie Haines  |

## LEAD-OFF HOME RUNS - FIRST INNING (7)

| Round            | Player        | Date                | Opponent          | Pitcher          |
|------------------|---------------|---------------------|-------------------|------------------|
| DS (2)           | Derek Jeter   | 10/6/2004 (Game 2)  | vs. Minnesota     | Brad Radke       |
|                  | Johnny Damon  | 10/4/2007 (Game 1)  | at Cleveland      | CC Sabathia      |
| LCS (2)          | Derek Jeter   | 10/19/2009 (Game 3) | at Los Angeles-AL | Jered Weaver     |
|                  | DJ LeMahieu   | 10/18/2019 (Game 5) | vs. Houston       | Justin Verlander |
| World Series (3) | Phil Rizzuto  | 10/5/1942 (Game 5)  | vs. St. Louis     | Johnny Beazley   |
|                  | Gene Woodling | 10/4/1953 (Game 5)  | at Brooklyn       | Johnny Podres    |
|                  | Derek Jeter   | 10/25/2000 (Game 4) | at New York Mets  | Bobby Jones      |

\*\*\*Derek Jeter is the only player in MLB history to hit a leadoff HR in each of the three postseason rounds.\*\*\*

## MULTI-HOME RUN GAMES (26)

| Round             | Player                  | Date                       | Opponent                | Pitcher(s)                       | HRs      |
|-------------------|-------------------------|----------------------------|-------------------------|----------------------------------|----------|
| DS (6)            | Bernie Williams         | 10/6/1995 (Game 3)         | at Seattle              | Randy Johnson / Bill Riskey      | 2        |
|                   | Bernie Williams         | 10/5/1996 (Game 4)         | at Texas                | Roger Pavlik / Mike Stanton      | 2        |
|                   | Raul Ibanez             | 10/10/2012 (Game 3)        | vs. Baltimore           | Jim Johson / Brian Matusz        | 2        |
|                   | Didi Gregorius          | 10/11/2017 (Game 5)        | at Cleveland            | Corey Kluber-2                   | 2        |
|                   | Gary Sánchez            | 10/6/2018 (Game 2)         | at Boston               | David Price / Eduardo Rodriguez  | 2        |
|                   | Giancarlo Stanton       | 10/5/2020 (Game 2)         | at Tampa Bay (in S.D.)  | Tyler Glasnow-2                  | 2        |
| LCS (4)           | Graig Nettles           | 10/13/1976 (Game 4)        | vs. Kansas City         | Larry Gura / Steve Mingori       | 2        |
|                   | Darryl Strawberry       | 10/12/1996 (Game 4)        | at Baltimore            | R. Coppinger / A. Benitez        | 2        |
|                   | Jason Giambi            | 10/16/2003 (Game 7)        | vs. Boston              | Pedro Martinez-2                 | 2        |
|                   | Hideki Matsui           | 10/16/2004 (Game 3)        | at Boston               | Bronson Arroyo / Mike Myers      | 2        |
| World Series (16) | Babe Ruth               | 10/11/1923 (Game 2)        | at N.Y. Giants          | H. McQuillan / J. Bentley        | 2        |
|                   | <b>Babe Ruth</b>        | <b>10/6/1926 (Game 4)</b>  | <b>at St. Louis</b>     | <b>Flint Rhem-2 / Hi Bell</b>    | <b>3</b> |
|                   | Lou Gehrig              | 10/7/1928 (Game 3)         | at St. Louis            | Jesse Haines-2                   | 2        |
|                   | <b>Babe Ruth</b>        | <b>10/9/1928 (Game 4)</b>  | <b>at St. Louis</b>     | <b>B. Sherdell-2 / Alexander</b> | <b>3</b> |
|                   | Lou Gehrig <sup>^</sup> | 10/1/1932 (Game 3)         | at Chicago-NL           | Charlie Root-2                   | 2        |
|                   | Babe Ruth <sup>^</sup>  | 10/1/1932 (Game 3)         | at Chicago-NL           | Charlie Root-2                   | 2        |
|                   | Tony Lazzari            | 10/2/1932 (Game 4)         | at Chicago-NL           | Lon Warneke / B. Grimes          | 2        |
|                   | Charlie Keller          | 10/7/1939 (Game 3)         | at Cincinnati           | Junior Thompson-2                | 2        |
|                   | Joe Collins             | 9/28/1955 (Game 1)         | vs. Brooklyn            | Don Newcombe-2                   | 2        |
|                   | Yogi Berra              | 10/10/1956 (Game 7)        | at Brooklyn             | Don Newcombe-2                   | 2        |
|                   | Tony Kubek              | 10/5/1957 (Game 3)         | at Milwaukee            | Bob Buhl / Bob Towbridge         | 2        |
|                   | Mickey Mantle           | 10/2/1958 (Game 2)         | at Milwaukee            | Lew Burdette-2                   | 2        |
|                   | Mickey Mantle           | 10/6/1960 (Game 2)         | at Pittsburgh           | Fred Green / Joe Gibbon          | 2        |
|                   | <b>Reggie Jackson</b>   | <b>10/18/1977 (Game 6)</b> | <b>vs. L.A. Dodgers</b> | <b>Hooton/Sosa/Hough</b>         | <b>3</b> |
|                   | Scott Brosius           | 10/20/1998 (Game 3)        | at San Diego            | S. Hitchcock / T. Hoffman        | 2        |
|                   | Chad Curtis             | 10/26/1999 (Game 3)        | vs. Atlanta             | Tom Glavine / M. Remlinger       | 2        |

<sup>^</sup>Gehrig and Ruth are the only teammates in postseason history to accomplish the feat in the same game.



### PINCH-HIT HOME RUNS (12)

| Round            | Player           | Date                | Opponent        | Pitcher          |
|------------------|------------------|---------------------|-----------------|------------------|
| DS (2)           | David Justice    | 10/15/2001 (Game 5) | vs. Oakland     | Tim Hudson       |
|                  | Raul Ibanez      | 10/10/2012 (Game 3) | vs. Baltimore   | Jim Johnson      |
| LCS (2)          | Ricky Ledee (GS) | 10/17/1999 (Game 4) | at Boston       | Rod Beck         |
|                  | Ruben Sierra     | 10/13/2003 (Game 4) | at Boston       | Scott Williamson |
| World Series (8) | Yogi Berra*      | 10/2/1947 (Game 3)  | at Boston       | Ralph Branca     |
|                  | Johnny Mize      | 10/3/1952 (Game 3)  | vs. Brooklyn    | Preacher Roe     |
|                  | Bob Cerv         | 10/2/1955 (Game 5)  | at Brooklyn     | Roger Craig      |
|                  | Elston Howard    | 10/5/1960 (Game 1)  | at Pittsburgh   | Roy Face         |
|                  | Johnny Blanchard | 10/7/1961 (Game 3)  | at Cincinnati   | Bob Purkey       |
|                  | Jim Leyritz      | 10/27/1999 (Game 4) | vs. Atlanta     | Terry Mulholland |
|                  | Jason Giambi     | 10/23/2003 (Game 5) | at Florida      | Braden Looper    |
|                  | Hideki Matsui    | 10/31/2009 (Game 3) | at Philadelphia | Brett Myers      |

*\*Was first pinch-hit HR ever hit in World Series play and Berra's first WS hit.*

### SWITCH-HIT HOME RUNS (2)

| Round  | Player          | Date               | Opponent/Pitcher                    | No. of HR |
|--------|-----------------|--------------------|-------------------------------------|-----------|
| DS (2) | Bernie Williams | 10/6/1995 (Game 3) | at Seattle (LHP Johnson/RHP Risley) | 2         |
|        | Bernie Williams | 10/5/1996 (Game 4) | at Texas (RHP Pavlik/LHP Stanton)   | 2         |

LCS (0) None  
World Series (0) None

### "WALK-OFF" HOME RUNS (12) - \*CLINCHED SERIES

| Round            | Player           | Date                | Opponent        | Inn. | Men on | Pitcher        |
|------------------|------------------|---------------------|-----------------|------|--------|----------------|
| DS (3)           | Jim Leyritz      | 10/4/1995 (Game 2)  | vs. Seattle     | 15th | 1 on   | Tim Belcher    |
|                  | Mark Teixeira    | 10/9/2009 (Game 2)  | vs. Minnesota   | 11th | solo   | Jose Mijares   |
|                  | Raul Ibanez      | 10/10/2012 (Game 3) | vs. Baltimore   | 12th | solo   | Brian Matusz   |
| LCS (5)          | Chris Chambliss* | 10/14/1976 (Game 5) | vs. Kansas City | 9th  | solo   | Mark Littell   |
|                  | Bernie Williams  | 10/9/1996 (Game 1)  | vs. Baltimore   | 11th | solo   | Randy Myers    |
|                  | Bernie Williams  | 10/13/1999 (Game 1) | vs. Boston      | 10th | solo   | Rod Beck       |
|                  | Alfonso Soriano  | 10/21/2001 (Game 4) | vs. Seattle     | 9th  | 1 on   | Kaz Sasaki     |
|                  | Aaron Boone*     | 10/16/2003 (Game 7) | vs. Boston      | 11th | solo   | Tim Wakefield  |
| World Series (4) | Tommy Henrich    | 10/5/1949 (Game 1)  | vs. Brooklyn    | 9th  | solo   | Don Newcombe   |
|                  | Mickey Mantle    | 10/10/1964 (Game 3) | vs. St. Louis   | 9th  | solo   | Barney Schultz |
|                  | Chad Curtis      | 10/26/1999 (Game 3) | vs. Atlanta     | 10th | solo   | Mike Remlinger |
|                  | Derek Jeter      | 10/31/2001 (Game 4) | vs. Arizona     | 10th | solo   | Byung-Hyun Kim |

*(23 all-time "walk-off" wins in postseason play; See "Last At-bat and "Walk-off" Wins/Losses in the Postseason" for complete list.)*



# Notable Postseason Home Runs by Opponents

## BACK-TO-BACK HOME RUNS ALLOWED (6)

| Round            | Players                     | Date                | Opponent          | No. HR / Inn. |
|------------------|-----------------------------|---------------------|-------------------|---------------|
| ALDS (2)         | Garrett Anderson/Troy Glaus | 10/2/2002 (Game 2)  | at Los Angeles-AL | 2 / 8th       |
|                  | Don Kelly/Delmon Young      | 10/6/2011 (Game 5)  | vs. Detroit       | 2 / 1st       |
| ALCS (2)         | Jim Thome/Mark Whiten       | 10/9/1998 (Game 3)  | at Cleveland      | 2 / 5th       |
|                  | Edgar Martinez/John Olerud  | 10/15/2000 (Game 5) | at Seattle        | 2 / 5th       |
| World Series (2) | Pedro Guerrero/Steve Yeager | 10/25/1981 (Game 5) | at Los Angeles-NL | 2 / 7th       |
|                  | Tony Gwynn/Greg Vaughn      | 10/17/1998 (Game 1) | vs. San Diego     | 2 / 5th       |

## GRAND SLAMS ALLOWED (6)

| Round            | Player           | Date                | Opponent          | Pitcher          |
|------------------|------------------|---------------------|-------------------|------------------|
| DS (2)           | Edgar Martinez   | 10/7/1995 (Game 4)  | at Seattle        | John Wetteland   |
|                  | Francisco Lindor | 10/6/2017 (Game 2)  | at Cleveland      | Chad Green       |
| LCS (2)          | Jim Thome        | 10/13/1998 (Game 6) | vs. Cleveland     | David Cone       |
|                  | Johnny Damon     | 10/20/2004 (Game 7) | vs. Boston        | Javier Vazquez   |
| World Series (2) | Chuck Hiller     | 10/8/1962 (Game 4)  | vs. San Francisco | Marshall Bridges |
|                  | Ken Boyer        | 10/11/1964 (Game 4) | vs. St. Louis     | Al Downing       |

## INSIDE-THE-PARK HOME RUNS ALLOWED (3)

| Round            | Player         | Date                | Opponent        | Pitcher      |
|------------------|----------------|---------------------|-----------------|--------------|
| ALDS (0)         | Never allowed  |                     |                 |              |
| LCS (0)          | Never allowed  |                     |                 |              |
| World Series (3) | Casey Stengel  | 10/10/1923 (Game 1) | vs. N.Y. Giants | Joe Bush     |
|                  | Ross Youngs    | 10/13/1923 (Game 4) | at N.Y. Giants  | Herb Pennock |
|                  | Tommy Thevenow | 10/3/1926 (Game 2)  | vs. St. Louis   | Sam Jones    |

## LEAD-OFF HOME RUNS ALLOWED - FIRST INNING (6)

| Round            | Player         | Date                | Opponent          | Pitcher   |
|------------------|----------------|---------------------|-------------------|-----------|
| WC (1)           | Brian Dozier   | 10/3/2017 (WC)      | vs. Minnesota     | Severino  |
| ALDS (1)         | Grady Sizemore | 10/8/2007 (Game 4)  | vs. Cleveland     | C. Wang   |
| LCS (2)          | George Brett   | 10/6/1978 (Game 3)  | vs. Kansas City   | C. Hunter |
|                  | Kenny Lofton   | 10/11/1998 (Game 5) | at Cleveland      | D. Wells  |
| World Series (2) | Bill Bruton    | 10/2/1958 (Game 2)  | at Milwaukee      | B. Turley |
|                  | Davey Lopes    | 10/17/1978 (Game 6) | at Los Angeles-NL | C. Hunter |

## MULTI-HOME RUN GAMES ALLOWED (19)

| Round            | Player          | Date                | Opponent         | Pitcher HRs                 |
|------------------|-----------------|---------------------|------------------|-----------------------------|
| ALDS (5)         | Ken Griffey Jr. | 10/3/1995 (Game 1)  | vs. Seattle      | David Cone-2                |
|                  | Edgar Martinez  | 10/7/1995 (Game 4)  | at Seattle       | S. Kamieniecki/J. Wetteland |
|                  | Juan Gonzalez   | 10/2/1996 (Game 2)  | vs. Texas        | Andy Pettitte-2             |
|                  | Terrence Long   | 10/10/2001 (Game 1) | vs. Oakland      | R. Clemens / S. Hitchcock   |
|                  | Troy Glaus      | 10/1/2002 (Game 1)  | vs. Anaheim      | R. Clemens / R. Mendoza     |
| LCS (5)          | George Brett    | 10/6/1978 (Game 3)  | vs. Kansas City  | Catfish Hunter-3            |
|                  | Jim Thome       | 10/9/1998 (Game 3)  | at Cleveland-2   | Andy Pettitte-2             |
|                  | Johnny Damon    | 10/20/2004 (Game 7) | vs. Boston       | Javier Vazquez-2            |
|                  | Josh Hamilton   | 10/19/2010 (Game 4) | vs. Texas        | Boone Logan / Sergio Mitre  |
|                  | Johnny Peralta  | 10/18/2012 (Game 4) | at Detroit       | CC Sabathia/David Robertson |
| World Series (9) | Duke Snider     | 10/6/1952 (Game 6)  | at Brooklyn      | Vic Raschi-2                |
|                  | Duke Snider     | 10/2/1955 (Game 5)  | at Brooklyn      | Bob Grim-2                  |
|                  | Johnny Bench    | 10/21/1976 (Game 4) | vs. Cincinnati   | Ed Figueroa / Dick Tidrow   |
|                  | Davey Lopes     | 10/10/1978 (Game 1) | at L.A. Dodgers  | Ed Figueroa / Ken Clay      |
|                  | Andrew Jones    | 10/20/1996 (Game 1) | vs. Atlanta      | A. Pettitte / B. Boehringer |
|                  | Greg Vaughn     | 10/17/1998 (Game 1) | vs. San Diego    | David Wells-2               |
|                  | Chase Utley     | 10/28/2009 (Game 1) | vs. Philadelphia | CC Sabathia-2               |
|                  | Jayson Werth    | 10/31/2009 (Game 3) | at Philadelphia  | Andy Pettitte-2             |
|                  | Chase Utley     | 11/2/2009 (Game 5)  | at Philadelphia  | A.J. Burnett / Phil Coke    |

## PINCH-HIT HOME RUNS ALLOWED (3)

| Round            | Player        | Date                | Opponent          | Pitcher     |
|------------------|---------------|---------------------|-------------------|-------------|
| ALDS (0)         | Never allowed |                     |                   |             |
| LCS (1)          | Jay Buhner    | 10/20/2001 (Game 3) | vs. Seattle       | J. Witasick |
| World Series (2) | George Shuba  | 9/30/1953 (Game 1)  | vs. Brooklyn      | A. Reynolds |
|                  | Jay Johnstone | 10/24/1981 (Game 4) | at Los Angeles-NL | R. Davis    |

## "WALK-OFF" HOME RUNS ALLOWED (6) - \*CLINCHED SERIES

| Round            | Player          | Date                | Opponent      | Inn. | Men on | Pitcher         |
|------------------|-----------------|---------------------|---------------|------|--------|-----------------|
| DS (0)           | Never allowed   |                     |               |      |        |                 |
| LCS (1)          | David Ortiz     | 10/17/2004 (Game 4) | at Boston     | 12th | 1 on   | Paul Quantrill  |
|                  | Carlos Correa   | 10/13/2019 (Game 2) | at Houston    | 11th | solo   | J.A. Happ       |
|                  | Jose Altuve*    | 10/19/2019 (Game 6) | at Houston    | 9th  | 1 on   | Aroldis Chapman |
| World Series (3) | Eddie Mathews   | 10/6/1957 (Game 4)  | at Milwaukee  | 10th | 1 on   | Bob Grim        |
|                  | Bill Mazeroski* | 10/13/1960 (Game 7) | at Pittsburgh | 9th  | solo   | Ralph Terry     |
|                  | Alex Gonzalez   | 10/22/2003 (Game 4) | at Florida    | 12th | solo   | Jeff Weaver     |

(16 total "walk-off" losses in postseason play)



# Postseason Awards

**ALCS and World Series MVP Awards** are issued by Major League Baseball in a voting process involving MLB officials and select reporters. Yankees winners are listed below.

Additionally, the New York Baseball Writers Association established its own award—the **Babe Ruth Award**—in 1949, one year after the slugger's death. From 1949 through 2006 it was given to the top player in the World Series. Since 2007, it has been awarded to the best player in the postseason (including all rounds). Former Yankees winners of the Babe Ruth Award are: Joe Page (1949), Jerry Coleman (1950), Phil Rizzuto (1951), Johnny Mize (1952), Billy Martin (1953), Don Larsen (1956), Elston Howard (1958), Whitey Ford (1961), Ralph Terry (1962), Reggie Jackson (1977), Bucky Dent (1978), Cecil Fielder (1996), Scott Brosius (1998), Mariano Rivera (1999), Derek Jeter (2000) and Alex Rodriguez (2009).

## ALCS MVP (awarded in AL since 1980)

| YEAR | PLAYER          | AGE | POS | G | AB | R | H | 2B | 3B | HR | RBI | BA   |
|------|-----------------|-----|-----|---|----|---|---|----|----|----|-----|------|
| 1981 | Graig Nettles   | 37  | 3B  | 3 | 12 | 2 | 6 | 2  | 0  | 1  | 9   | .500 |
| 1996 | Bernie Williams | 28  | CF  | 5 | 19 | 6 | 9 | 3  | 0  | 2  | 6   | .474 |
| 2000 | David Justice   | 34  | LF  | 6 | 26 | 4 | 6 | 2  | 0  | 2  | 8   | .231 |

| YEAR | PITCHER           | AGE | POS | G | GS | IP   | W | L | SV | H  | R | ER | SO | BB | ERA  |
|------|-------------------|-----|-----|---|----|------|---|---|----|----|---|----|----|----|------|
| 1998 | David Wells       | 35  | LHP | 2 | 2  | 15.2 | 2 | 0 | 0  | 12 | 5 | 5  | 18 | 2  | 2.87 |
| 1999 | Orlando Hernandez | 30  | RHP | 2 | 2  | 15.0 | 1 | 0 | 0  | 12 | 4 | 3  | 13 | 6  | 1.80 |
| 2001 | Andy Pettitte     | 29  | LHP | 2 | 2  | 14.1 | 2 | 0 | 0  | 11 | 4 | 4  | 8  | 2  | 2.51 |
| 2003 | Mariano Rivera    | 33  | RHP | 4 | 0  | 8.0  | 1 | 0 | 2  | 5  | 1 | 1  | 6  | 0  | 1.13 |
| 2009 | CC Sabathia       | 29  | LHP | 2 | 2  | 16.0 | 2 | 0 | 0  | 9  | 2 | 2  | 12 | 3  | 1.13 |

## WORLD SERIES MVP (awarded since 1955)

| YEAR | PLAYER           | AGE | POS | G | AB | R  | H  | 2B | 3B | HR | RBI | BA   |
|------|------------------|-----|-----|---|----|----|----|----|----|----|-----|------|
| 1960 | Bobby Richardson | 25  | 2B  | 7 | 30 | 8  | 11 | 2  | 2  | 1  | 12  | .367 |
| 1977 | Reggie Jackson   | 31  | RF  | 6 | 20 | 10 | 9  | 1  | 0  | 5  | 8   | .450 |
| 1978 | Bucky Dent       | 26  | SS  | 6 | 24 | 3  | 10 | 1  | 0  | 0  | 7   | .417 |
| 1998 | Scott Brosius    | 32  | 3B  | 4 | 17 | 3  | 8  | 0  | 0  | 2  | 6   | .471 |
| 2000 | Derek Jeter      | 26  | SS  | 5 | 22 | 6  | 9  | 2  | 1  | 2  | 2   | .409 |
| 2009 | Hideki Matsui    | 35  | DH  | 6 | 13 | 3  | 8  | 1  | 0  | 3  | 8   | .615 |

| YEAR | PITCHER        | AGE | POS | G | GS | IP   | W | L | SV | H  | R | ER | SO | BB | ERA  |
|------|----------------|-----|-----|---|----|------|---|---|----|----|---|----|----|----|------|
| 1956 | Don Larsen     | 27  | RHP | 2 | 2  | 10.2 | 1 | 0 | 0  | 1  | 4 | 0  | 7  | 4  | 0.00 |
| 1958 | Bob Turley     | 28  | RHP | 4 | 2  | 16.1 | 2 | 1 | 1  | 10 | 5 | 5  | 13 | 7  | 2.76 |
| 1961 | Whitey Ford    | 32  | LHP | 2 | 2  | 14.0 | 2 | 0 | 0  | 6  | 0 | 0  | 7  | 1  | 0.00 |
| 1962 | Ralph Terry    | 26  | RHP | 3 | 3  | 25.0 | 2 | 1 | 0  | 17 | 5 | 5  | 16 | 2  | 1.80 |
| 1996 | John Wetteland | 30  | RHP | 5 | 0  | 4.1  | 0 | 0 | 4  | 4  | 1 | 1  | 6  | 1  | 2.08 |
| 1999 | Mariano Rivera | 29  | RHP | 3 | 0  | 4.2  | 1 | 0 | 2  | 3  | 0 | 0  | 3  | 1  | 0.00 |



Prior to Game 5 of the 1958 World Series, Bob Turley [L] poses with future 1961 World Series MVP Whitey Ford. Turley earned MVP honors in the 1958 Fall Classic, going 2-1 with a 2.76 ERA in four games (two starts) against the Braves. After surrendering 4ER and lasting just 0.1IP in his Game 2 start, Turley tossed a five-hit shutout in Game 5 and also got the final out in Game 6 after entering the contest with two on and a one-run lead in the 10th. Turley also earned the win in the Yankees' Game 7 win at Milwaukee, finishing the 6-2 victory with 6.2 innings of one-run relief.



# Yankees All-Time Division Series Leaders

Please note that the players' totals listed below are as a Yankee only and do not include statistics accumulated while playing for other teams. **KEY:** MLB = All-time Major League leader with the total listed; AL = All-time American League leader with the total listed; T= Tied for lead. The Division series was played in the strike-shortened 1981 season and every year since 1995.

## BATTING

### Games Played (incl. pitchers)

|                    |        |
|--------------------|--------|
| 1. Derek Jeter     | MLB 66 |
| 2. Jorge Posada    | 51     |
| 3. Bernie Williams | 48     |
| 4. Mariano Rivera  | 39     |
| 5. Alex Rodriguez  | 32     |

### At-Bats

|                    |         |
|--------------------|---------|
| 1. Derek Jeter     | MLB 268 |
| 2. Bernie Williams | 183     |
| 3. Jorge Posada    | 173     |
| 4. Alex Rodriguez  | 119     |
| 5. Robinson Canó   | 117     |

### Runs

|                    |        |
|--------------------|--------|
| 1. Derek Jeter     | MLB 47 |
| 2. Bernie Williams | 36     |
| 3. Jorge Posada    | 25     |
| 4. Paul O'Neill    | 18     |
| 5. Hideki Matsui   | 15     |

### Hits

|                    |        |
|--------------------|--------|
| 1. Derek Jeter     | MLB 92 |
| 2. Bernie Williams | 51     |
| 3. Jorge Posada    | 49     |
| T4. Robinson Canó  | 27     |
| Paul O'Neill       | 27     |
| Alex Rodriguez     | 27     |

### Doubles

|                    |        |
|--------------------|--------|
| 1. Bernie Williams | MLB 16 |
| 2. Derek Jeter     | 13     |
| T3. Robinson Canó  | 8      |
| Jorge Posada       | 8      |
| 5. Tino Martinez   | 7      |

### Triples

|                       |   |
|-----------------------|---|
| T1. Curtis Granderson | 2 |
| Derek Jeter           | 2 |
| T3. Robinson Canó     | 1 |
| David Justice         | 1 |
| Jorge Posada          | 1 |

### Home Runs

|  |        |
|--|--------|
| 1. Derek Jeter   | ALT 10 |
| 2. Bernie Williams   | 8      |
| 3. Paul O'Neill  | 6      |
| 4. Jorge Posada  | 5      |
| T5. Canó, JUDGE, Matsui,<br>Rodriguez, SÁNCHEZ,<br>STANTON | 4      |

### RBI

|                    |        |
|--------------------|--------|
| 1. Bernie Williams | MLB 33 |
| 2. Derek Jeter     | 28     |
| 3. Robinson Canó   | 23     |
| T4. Paul O'Neill   | 14     |
| Jorge Posada       | 14     |
| Alex Rodriguez     | 14     |

### Walks

|                    |       |
|--------------------|-------|
| 1. Bernie Williams | AL 26 |
| 2. Derek Jeter     | 24    |
| 3. Jorge Posada    | 21    |
| 4. Alex Rodriguez  | 18    |
| 5. Hideki Matsui   | 15    |

### Batting Average (min. 40PA)

|           |                   |
|-----------|-------------------|
| 1. Jeter  | .343 (92-for-268) |
| 2. TORRES | .341 (14-for-41)  |
| 3. HICKS  | .333 (14-for-42)  |
| 4. Giambi | .311 (19-for-61)  |
| 5. Posada | .283 (49-for-173) |

### On-Base Percentage (min. 40PA)

|                   |      |
|-------------------|------|
| 1. Jason Giambi   | .440 |
| 2. GLEYBER TORRES | .438 |
| 3. Derek Jeter    | .397 |
| 4. AARON HICKS    | .396 |
| 5. Didi Gregorius | .388 |

### Slugging Pct. (min. 40PA)

|                      |      |
|----------------------|------|
| 1. GLEYBER TORRES    | .561 |
| 2. GIANCARLO STANTON | .558 |
| 3. Derek Jeter       | .519 |
| 4. Didi Gregorius    | .512 |
| 5. Paul O'Neill      | .505 |

### Stolen Bases

|                    |   |
|--------------------|---|
| 1. Derek Jeter     | 6 |
| 2. Alfonso Soriano | 5 |
| T3. GLEYBER TORRES | 4 |
| Alex Rodriguez     | 4 |
| 5. BRETT GARDNER   | 3 |

### Hitting Streak

|                                  |        |
|----------------------------------|--------|
| 1. Jeter (10/14/01-10/4/05)      | MLB 15 |
| 2. B. Williams (10/4/02-10/7/05) | 13     |
| 3. O'Neill (10/5/96-10/7/99)     | 11     |
| 4. Matsui (10/4/03-10/7/05)      | 9      |
| T5. TORRES (10/5/18-10/5/20)     | 8      |
| Granderson (10/6/10-10/6/11)     | 8      |
| Jeter (10/8/07-9/30/11)          | 8      |
| A. Rodriguez (10/7/07-10/9/10)   | 8      |

## PITCHING

### Games

|                   |        |
|-------------------|--------|
| 1. Mariano Rivera | MLB 39 |
| 2. Andy Pettitte  | 15     |
| T3. Jeff Nelson   | 14     |
| David Robertson   | 14     |
| 5. Mike Stanton   | 12     |

### Games Started

|                  |       |
|------------------|-------|
| 1. Andy Pettitte | AL 15 |
| 2. CC Sabathia   | 9     |
| 3. Roger Clemens | 8     |
| 4. Mike Mussina  | 7     |
| 5. David Cone    | 5     |

### Innings Pitched

|                   |         |
|-------------------|---------|
| 1. Andy Pettitte  | AL 93.2 |
| 2. Mariano Rivera | 56.0    |
| 3. CC Sabathia    | 51.2    |
| 4. Mike Mussina   | 45.0    |
| 5. Roger Clemens  | 41.1    |

### Wins

|                       |   |
|-----------------------|---|
| 1. Andy Pettitte      | 6 |
| 2. CC Sabathia        | 4 |
| T3. Orlando Hernandez | 3 |
| David Robertson       | 3 |
| Masahiro Tanaka       | 3 |
| David Wells           | 3 |

### Losses

|                   |   |
|-------------------|---|
| T1. Mike Mussina  | 4 |
| Andy Pettitte     | 4 |
| T3. Roger Clemens | 3 |
| Chien-Ming Wang   | 3 |
| T5. J.A. Happ     | 2 |
| Jack McDowell     | 2 |

### Strikeouts

|                   |    |
|-------------------|----|
| 1. Andy Pettitte  | 64 |
| 2. CC Sabathia    | 55 |
| 3. Mariano Rivera | 44 |
| 4. Mike Mussina   | 34 |
| T5. Roger Clemens | 30 |
| David Cone        | 30 |

### ERA (min. 20.0IP)

|                      |          |
|----------------------|----------|
| 1. Mariano Rivera    | MLB 0.32 |
| 2. Phil Hughes       | 1.52     |
| 3. Orlando Hernandez | 1.98     |
| 4. Masahiro Tanaka   | 3.00     |
| 5. David Wells       | 3.07     |

### Saves (official stat since 1969)

|                    |        |
|--------------------|--------|
| 1. Mariano Rivera  | MLB 18 |
| 2. AROLDIS CHAPMAN | 4      |
| 3. Goose Gossage   | 3      |
| 4. John Wetteland  | 2      |
| 5. Tommy Kahnle    | 1      |

### Shutouts

Yankees pitchers have never thrown a shutout in the ALDS.

### Complete Games

|                 |       |
|-----------------|-------|
| T1. CC Sabathia | ALT 1 |
| David Wells     | ALT 1 |



# Yankees All-Time League Championship Series Leaders

Please note that the players' totals listed below are as a Yankee only and do not include statistics accumulated while playing for other teams. KEY: MLB = All-time Major League leader with the total listed; AL = All-time American League leader with the total listed; T= Tied for lead. The Divisional Play and the LCS began in 1969.

## BATTING

### Games Played (incl. pitchers)

|                    |        |
|--------------------|--------|
| 1. Derek Jeter     | MLB 54 |
| 2. Jorge Posada    | 45     |
| 3. Bernie Williams | 41     |
| 4. Mariano Rivera  | 33     |
| 5. BRETT GARDNER   | 28     |

### At-Bats

|                    |         |
|--------------------|---------|
| 1. Derek Jeter     | MLB 226 |
| 2. Bernie Williams | 162     |
| 3. Jorge Posada    | 147     |
| 4. Tino Martinez   | 105     |
| 5. Paul O'Neill    | 89      |

### Runs

|                    |        |
|--------------------|--------|
| 1. Derek Jeter     | MLB 32 |
| 2. Bernie Williams | 31     |
| 3. Jorge Posada    | 21     |
| 4. Alex Rodriguez  | 18     |
| 5. Tino Martinez   | 15     |

### Hits

|                    |       |
|--------------------|-------|
| 1. Derek Jeter     | AL 58 |
| 2. Bernie Williams | 52    |
| 3. Jorge Posada    | 33    |
| 4. Hideki Matsui   | 27    |
| 5. Paul O'Neill    | 26    |

### Doubles

|                                |         |
|--------------------------------|---------|
| T1. Derek Jeter                | MLBT 10 |
| Hideki Matsui                  | MLBT 10 |
| Jorge Posada                   | MLBT 10 |
| Bernie Williams                | MLBT 10 |
| T5. Martinez, Rodriguez, White | 6       |

### Triples

|   |   |
|---|---|
| T1. Robinson Canó   | 2 |
| Derek Jeter   | 2 |
| T3. Berkman, Brosius, Chambliss, Girardi, Gregorius, Matsui, Nettles, Nuñez, Rivers, Sierra, Watson | 1 |

### Home Runs

|  |   |
|--|---|
| 1. Bernie Williams                           | 9 |
| 2. Derek Jeter                               | 7 |
| T3. Graig Nettles                            | 5 |
| Alex Rodriguez                               | 5 |
| T5. Canó, JUDGE, O'Neill, Posada, Strawberry | 4 |

### RBI

|                    |        |
|--------------------|--------|
| 1. Bernie Williams | MLB 33 |
| 2. Derek Jeter     | 24     |
| T3. Hideki Matsui  | 17     |
| Graig Nettles      | 17     |
| Jorge Posada       | 17     |

### Walks

|                    |       |
|--------------------|-------|
| 1. Jorge Posada    | AL 32 |
| 2. Derek Jeter     | 29    |
| 3. Bernie Williams | 25    |
| 4. Alex Rodriguez  | 15    |
| 5. Chuck Knoblauch | 12    |

### Batting Average (min. 40PA)

|                |                   |
|----------------|-------------------|
| 1. Rivers      | .386 (22-for-57)  |
| 2. Chambliss   | .340 (18-for-53)  |
| 3. Munson      | .339 (21-for-62)  |
| 4. Matsui      | .333 (27-for-81)  |
| 5. B. Williams | .321 (52-for-162) |

### On-Base Percentage (min. 40PA)

|                    |      |
|--------------------|------|
| 1. Roy White       | .422 |
| 2. Mickey Rivers   | .417 |
| 3. Bernie Williams | .413 |
| 4. Alex Rodriguez  | .396 |
| 5. Hideki Matsui   | .389 |

### Slugging Percentage (min. 40PA)

|                    |      |
|--------------------|------|
| 1. Graig Nettles   | .557 |
| 2. Hideki Matsui   | .556 |
| 3. Roy White       | .553 |
| 4. Bernie Williams | .549 |
| 5. AARON JUDGE     | .531 |

### Stolen Bases

|  |   |
|--|---|
| 1. Derek Jeter   | 8 |
| T2. Alfonso Soriano  | 4 |
| Bernie Williams  | 4 |
| 4. BRETT GARDNER   | 3 |
| T5. Chambliss, R. Jackson, JUDGE, Martinez, O'Neill, Rodriguez, Vizcaino | 2 |

### Hitting Streak

|  |    |
|--|----|
| 1. Jeter (10/16/04-10/22/09)                                     | 10 |
| T2. A. Rodriguez (10/16/09-10/16/10), Matsui (10/14/03-10/18/04) | 8  |
| B.Williams (10/9/96-10/9/98)                                     | 8  |
| T5. Canó, Martinez, Jeter, Munson                                | 7  |

## PITCHING

### Games

|                     |        |
|---------------------|--------|
| 1. Mariano Rivera   | MLB 33 |
| 2. Jeff Nelson      | 14     |
| 3. Andy Pettitte    | 13     |
| 4. David Robertson  | 12     |
| 5. Joba Chamberlain | 10     |

### Games Started

|                       |       |
|-----------------------|-------|
| 1. Andy Pettitte      | AL 13 |
| T2. Orlando Hernandez | 7     |
| CC Sabathia           | 7     |
| T4. Roger Clemens     | 5     |
| Mike Mussina          | 5     |

### Innings Pitched

|                      |         |
|----------------------|---------|
| 1. Andy Pettitte     | AL 86.0 |
| 2. Mariano Rivera    | 48.2    |
| 3. Orlando Hernandez | 47.0    |
| 4. CC Sabathia       | 40.0    |
| 5. Mike Mussina      | 34.0    |

### Wins

|                       |   |
|-----------------------|---|
| 1. Andy Pettitte      | 7 |
| T2. Orlando Hernandez | 4 |
| Mariano Rivera        | 4 |
| CC Sabathia           | 4 |
| 5. David Wells        | 3 |

### Losses

|                 |       |
|-----------------|-------|
| 1. Phil Hughes  | ALT 4 |
| T2. Ed Figueroa | 2     |
| Mike Mussina    | 2     |
| Denny Neagle    | 2     |
| Jeff Nelson     | 2     |
| Andy Pettitte   | 2     |
| CC Sabathia     | 2     |
| AROLDIS CHAPMAN | 2     |
| LUIS SEVERINO   | 2     |
| Masahiro Tanaka | 2     |

### Strikeouts

|                      |    |
|----------------------|----|
| 1. Andy Pettitte     | 51 |
| 2. Orlando Hernandez | 46 |
| 3. Mike Mussina      | 35 |
| 4. Mariano Rivera    | 34 |
| 5. Roger Clemens     | 32 |

### ERA (min. 20.0IP)

|                      |      |
|----------------------|------|
| 1. Mariano Rivera    | 0.92 |
| 2. Masahiro Tanaka   | 1.88 |
| 3. David Wells       | 2.70 |
| 4. Orlando Hernandez | 3.26 |
| 5. David Cone        | 3.33 |

### Saves (official stat since 1969)

|                                    |        |
|------------------------------------|--------|
| 1. Mariano Rivera                  | MLB 13 |
| T2. AROLDIS CHAPMAN                | 2      |
| Goose Gossage                      | 2      |
| T4. Clay, Lyle, Mendoza, Wetteland | 1      |

### Shutouts

|                  |        |
|------------------|--------|
| 1. Roger Clemens | MLBT 1 |
|------------------|--------|

### Complete Games

|                   |   |
|-------------------|---|
| T1. Roger Clemens | 1 |
| Ron Guidry        | 1 |
| Catfish Hunter    | 1 |
| Rudy May          | 1 |



# Yankees All-Time World Series Leaders

Please note that the players' totals listed below are as a Yankee only and do not include statistics accumulated while playing for other teams. KEY: MLB = All-time Major League leader with the total listed; AL = All-time American League leader with the total listed; T= Tied for lead.

## BATTING

### Games Played

|                  |        |
|------------------|--------|
| 1. Yogi Berra    | MLB 75 |
| 2. Mickey Mantle | 65     |
| T3. Hank Bauer   | 53     |
| Gil McDougald    | 53     |
| 5. Phil Rizzuto  | 52     |

### At-Bats

|                  |         |
|------------------|---------|
| 1. Yogi Berra    | MLB 259 |
| 2. Mickey Mantle | 230     |
| 3. Joe DiMaggio  | 199     |
| 4. Gil McDougald | 190     |
| 5. Hank Bauer    | 188     |

### Runs

|                  |        |
|------------------|--------|
| 1. Mickey Mantle | MLB 42 |
| 2. Yogi Berra    | 41     |
| 3. Babe Ruth     | 37     |
| 4. Derek Jeter   | 32     |
| 5. Lou Gehrig    | 30     |

### Hits

|                  |        |
|------------------|--------|
| 1. Yogi Berra    | MLB 71 |
| 2. Mickey Mantle | 59     |
| 3. Joe DiMaggio  | 54     |
| 4. Derek Jeter   | 50     |
| 5. Hank Bauer    | 46     |

### Doubles

|                        |         |
|------------------------|---------|
| 1. Yogi Berra          | MLBT 10 |
| 2. Derek Jeter         | 9       |
| 3. Lou Gehrig          | 8       |
| 4. Elston Howard       | 7       |
| T5. Seven players tied | 6       |

### Triples

|  |        |
|--|--------|
| 1. Bill Johnson                                | MLBT 4 |
| T2. Bauer, B. Brown, Gehrig,<br>Martin, Meusel | 3      |

### Home Runs

|                  |        |
|------------------|--------|
| 1. Mickey Mantle | MLB 18 |
| 2. Babe Ruth     | 15     |
| 3. Yogi Berra    | 12     |
| 4. Lou Gehrig    | 10     |
| T5. Joe DiMaggio | 8      |
| Reggie Jackson   | 8      |

### RBI (official stat since 1920)

|                  |        |
|------------------|--------|
| 1. Mickey Mantle | MLB 40 |
| 2. Yogi Berra    | 39     |
| 3. Lou Gehrig    | 35     |
| T4. Joe DiMaggio | 30     |
| Babe Ruth        | 30     |

### Walks

|                  |        |
|------------------|--------|
| 1. Mickey Mantle | MLB 43 |
| 2. Babe Ruth     | 33     |
| 3. Yogi Berra    | 32     |
| 4. Phil Rizzuto  | 30     |
| 5. Lou Gehrig    | 26     |

### Batting Average (min. 40PA)

|                  |                   |
|------------------|-------------------|
| 1. B. Brown      | .439 (18-for-41)  |
| 2. R. Jackson    | .400 (22-for-55)  |
| 3. Hideki Matsui | .389 (14-for-36)  |
| 4. T. Munson     | .373 (25-for-67)  |
| 5. Lou Gehrig    | .361 (43-for-119) |

### On-Base Percentage (min. 40PA)

|                  |      |
|------------------|------|
| T1. Bobby Brown  | .500 |
| Reggie Jackson   | .500 |
| 3. Babe Ruth     | .497 |
| 4. Lou Gehrig    | .483 |
| 5. Hideki Matsui | .463 |

### Slugging Percentage (min. 40PA)

|                   |      |
|-------------------|------|
| 1. Reggie Jackson | .891 |
| 2. Babe Ruth      | .788 |
| 3. Hideki Matsui  | .750 |
| 4. Lou Gehrig     | .731 |
| 5. Bobby Brown    | .707 |

### Stolen Bases

|                           |    |
|---------------------------|----|
| 1. Phil Rizzuto           | 10 |
| 2. Bob Meusel             | 5  |
| T3. Derek Jeter           | 4  |
| Babe Ruth                 | 4  |
| T5. Damon, Mantle, Rivers | 3  |

### Hitting Streak

|                                   |        |
|-----------------------------------|--------|
| 1. H. Bauer (10/3/56-10/4/58)     | MLB 17 |
| 2. D. Jeter (10/26/96-10/26/00)   | 14     |
| 3. R. Jackson (10/14/77-10/25/81) | 12     |
| T4. B. Martin (10/1/55-10/10/56)  | 11     |
| Y. Berra (10/2/53-10/4/55)        | 11     |

## PITCHING

### Games

|                    |        |
|--------------------|--------|
| 1. Mariano Rivera  | MLB 24 |
| 2. Whitey Ford     | 22     |
| 3. Jeff Nelson     | 16     |
| T4. Allie Reynolds | 15     |
| Bob Turley         | 15     |

### Games Started

|                   |        |
|-------------------|--------|
| 1. Whitey Ford    | MLB 22 |
| 2. Andy Pettitte  | 12     |
| T3. Waite Hoyt    | 10     |
| Red Ruffing       | 10     |
| 5. Allie Reynolds | 9      |

### Innings Pitched

|                   |           |
|-------------------|-----------|
| 1. Whitey Ford    | MLB 146.0 |
| 2. Red Ruffing    | 85.2      |
| 3. Waite Hoyt     | 77.2      |
| 4. Allie Reynolds | 77.1      |
| 5. Andy Pettitte  | 71.2      |

### Wins

|                    |        |
|--------------------|--------|
| 1. Whitey Ford     | MLB 10 |
| T2. Allie Reynolds | 7      |
| Red Ruffing        | 7      |
| T4. Lefty Gomez    | 6      |
| Waite Hoyt         | 6      |

### Losses

|  |       |
|--|-------|
| 1. Whitey Ford   | MLB 8 |
| 2. Andy Pettitte   | 4     |
| Ralph Terry  | 4     |
| T4. Bush, Frazier, Hoyt, Hunter,<br>Mays, Raschi, Turley | 3     |

### Strikeouts

|                   |        |
|-------------------|--------|
| 1. Whitey Ford    | MLB 94 |
| 2. Allie Reynolds | 62     |
| 3. Red Ruffing    | 61     |
| 4. Andy Pettitte  | 52     |
| 5. Waite Hoyt     | 48     |

### ERA (min. 25.0IP)

|                   |      |
|-------------------|------|
| 1. Mariano Rivera | 0.99 |
| 2. Monte Pearson  | 1.01 |
| 3. Roger Clemens  | 1.50 |
| 4. Spud Chandler  | 1.62 |
| 5. Waite Hoyt     | 1.62 |

### Saves (official stat since 1969)

|                   |        |
|-------------------|--------|
| 1. Mariano Rivera | MLB 11 |
| 2. John Wetteland | 4      |
| 3. Goose Gossage  | 2      |

### Shutouts

|   |      |
|---|------|
| 1. Whitey Ford  | AL 3 |
| 2. Allie Reynolds   | 2    |
| T3. Chandler, Hoyt, Kucks,<br>Larsen, Mays, Pearson,<br>Raschi, Terry, Turley | 1    |

### Complete Games

|                   |   |
|-------------------|---|
| 1. Red Ruffing    | 8 |
| 2. Whitey Ford    | 7 |
| 3. Waite Hoyt     | 6 |
| 4. Allie Reynolds | 5 |
| T5. Lefty Gomez   | 4 |
| Herb Pennock      | 4 |

### Scoreless Innings Streak

Whitey Ford holds the all-time MLB record, 33.0IP (10/8/60-10/04/62).



# Yankees All-Time Postseason Leaders

Please note that the players' totals listed below are as a Yankee only and do not include statistics accumulated while playing for other teams. **KEY:** MLB = All-time Major League leader with the total listed; AL = All-time American League leader with the total listed; T= Tied for lead.

## BATTING

### Games Played (incl. pitchers)

|                    |         |
|--------------------|---------|
| 1. Derek Jeter     | MLB 158 |
| 2. Jorge Posada    | 125     |
| 3. Bernie Williams | 121     |
| 4. Mariano Rivera  | 96      |
| 5. Tino Martinez   | 81      |

### At-Bats

|                    |         |
|--------------------|---------|
| 1. Derek Jeter     | MLB 650 |
| 2. Bernie Williams | 465     |
| 3. Jorge Posada    | 416     |
| 4. Tino Martinez   | 287     |
| 5. Paul O'Neill    | 270     |

### Runs

|                    |         |
|--------------------|---------|
| 1. Derek Jeter     | MLB 111 |
| 2. Bernie Williams | 83      |
| 3. Jorge Posada    | 53      |
| 4. Mickey Mantle   | 42      |
| 5. Yogi Berra      | 41      |

### Hits

|                    |         |
|--------------------|---------|
| 1. Derek Jeter     | MLB 200 |
| 2. Bernie Williams | 128     |
| 3. Jorge Posada    | 103     |
| 4. Paul O'Neill    | 76      |
| 5. Yogi Berra      | 71      |

### Doubles

|                    |        |
|--------------------|--------|
| 1. Derek Jeter     | MLB 32 |
| 2. Bernie Williams | 29     |
| 3. Jorge Posada    | 23     |
| 4. Hideki Matsui   | 15     |
| T5. Tino Martinez  | 14     |
| Paul O'Neill       | 14     |

### Triples

|  |         |
|--|---------|
| 1. Derek Jeter                                       | MLB T 5 |
| 2. Bill Johnson                                      | 4       |
| T3. Bauer, B. Brown, Canó,<br>Gehrig, Martin, Meusel | 3       |

### Home Runs

|                    |    |
|--------------------|----|
| 1. Bernie Williams | 22 |
| 2. Derek Jeter     | 20 |
| 3. Mickey Mantle   | 18 |
| 4. Babe Ruth       | 15 |
| T5. Yogi Berra     | 12 |
| Reggie Jackson     | 12 |

### RBI

|                               |        |
|-------------------------------|--------|
| 1. Bernie Williams            | MLB 80 |
| 2. Derek Jeter                | 61     |
| 3. Jorge Posada               | 42     |
| 4. Mickey Mantle              | 40     |
| T5. Yogi Berra, Hideki Matsui | 39     |

### Walks

|                    |       |
|--------------------|-------|
| 1. Bernie Williams | AL 71 |
| 2. Jorge Posada    | 70    |
| 3. Derek Jeter     | 66    |
| 4. Mickey Mantle   | 43    |
| 5. Alex Rodriguez  | 36    |

### Batting Average (min. 75PA)

|                   |                   |
|-------------------|-------------------|
| 1. Lou Gehrig     | .361 (43-for-119) |
| 2. Thurman Munson | .357 (46-for-129) |
| 3. Babe Ruth      | .347 (41-for-118) |
| 4. Billy Martin   | .333 (33-for-99)  |
| 5. Reggie Jackson | .328 (39-for-119) |

### On-Base Percentage (min. 75PA)

|                   |          |
|-------------------|----------|
| 1. Babe Ruth      | .497     |
| 2. Lou Gehrig     | MLB .483 |
| 3. Gene Woodling  | .442     |
| 4. Reggie Jackson | .417     |
| 5. GLEYBER TORRES | .413     |

### Slugging Percentage (min. 75PA)

|                      |      |
|----------------------|------|
| 1. Babe Ruth         | .788 |
| 2. GIANCARLO STANTON | .734 |
| 3. Lou Gehrig        | .731 |
| 4. Reggie Jackson    | .672 |
| 5. Charlie Keller    | .611 |

### Stolen Bases

|                    |    |
|--------------------|----|
| 1. Derek Jeter     | 18 |
| T2. Phil Rizzuto   | 10 |
| Alfonso Soriano    | 10 |
| 4. Bernie Williams | 8  |
| 5. Alex Rodriguez  | 7  |

### Hitting Streak

|                                   |          |
|-----------------------------------|----------|
| T1. Jeter (10/13/98-10/27/99)     | MLB T 17 |
| Bauer (10/3/56-10/4/58)           | MLB T 17 |
| T3. DJLEMAHIEU (10/12/19-10/8/20) | 12       |
| B. Williams (10/16/03-10/12/04)   | 12       |
| Jeter (10/11/00-10/11/01)         | 12       |

## PITCHING

### Games

|                    |        |
|--------------------|--------|
| 1. Mariano Rivera  | MLB 96 |
| 2. Jeff Nelson     | 44     |
| 3. Andy Pettitte   | 40     |
| 4. Mike Stanton    | 31     |
| 5. David Robertson | 30     |

### Games Started

|                  |       |
|------------------|-------|
| 1. Andy Pettitte | AL 40 |
| 2. Whitey Ford   | 22    |
| T3. CC Sabathia  | 18    |
| Roger Clemens    | 18    |
| 5. Mike Mussina  | 15    |

### Innings Pitched

|                   |          |
|-------------------|----------|
| 1. Andy Pettitte  | AL 251.1 |
| 2. Whitey Ford    | 146.0    |
| 3. Mariano Rivera | 141.0    |
| 4. CC Sabathia    | 105.1    |
| 5. Roger Clemens  | 102.1    |

### Wins

|                      |       |
|----------------------|-------|
| 1. Andy Pettitte     | AL 18 |
| 2. Whitey Ford       | 10    |
| 3. Orlando Hernandez | 9     |
| T4. Mariano Rivera   | 8     |
| CC Sabathia          | 8     |

### Losses

|  |    |
|--|----|
| 1. Andy Pettitte   | 10 |
| 2. Whitey Ford   | 8  |
| 3. Mike Mussina  | 7  |
| T4. Roger Clemens, Ed Figueroa,<br>Phil Hughes, Catfish Hunter,<br>CC Sabathia, Masahiro Tanaka<br>Ralph Terry | 4  |

### Strikeouts

|                      |     |
|----------------------|-----|
| 1. Andy Pettitte     | 167 |
| 2. Mariano Rivera    | 110 |
| 3. Orlando Hernandez | 101 |
| 4. Roger Clemens     | 99  |
| 5. CC Sabathia       | 97  |

### ERA (min. 40.0IP)

|                   |          |
|-------------------|----------|
| 1. Mariano Rivera | MLB 0.70 |
| 2. Waite Hoyt     | 1.62     |
| 3. Herb Pennock   | 2.06     |
| 4. Vic Raschi     | 2.24     |
| 5. Eddie Lopat    | 2.60     |

### Saves (official stat since 1969)

|  |        |
|--|--------|
| 1. Mariano Rivera  | MLB 42 |
| T2. Goose Gossage  | 7      |
| John Wetteland   | 7      |
| 4. AROLDIS CHAPMAN   | 6      |
| T5. Ken Clay, Tommy Kahnle,<br>Sparky Lyle, Ramiro Mendoza | 1      |

### Shutouts

|  |      |
|--|------|
| 1. Whitey Ford   | AL 3 |
| 2. Allie Reynolds  | 2    |
| T3. Chandler, Clemens, Hoyt,<br>Kucks, Larsen, Mays, Pearson,<br>Raschi, Terry, Turley | 1    |

### Complete Games

|                   |   |
|-------------------|---|
| 1. Red Ruffing    | 8 |
| 2. Whitey Ford    | 7 |
| 3. Waite Hoyt     | 6 |
| 4. Allie Reynolds | 5 |
| T5. Lefty Gomez   | 4 |
| Herb Pennock      | 4 |

### Scoreless Innings Streak

Mariano Rivera holds the all-time MLB record, 33.1IP (9/29/98-10/17/00).



# Yankees Postseason Series Recaps

## 1921 WORLD SERIES

Marked the Yankees' first ever World Series appearance in Baseball's last nine-game Fall Classic...Waite Hoyt went 2-1 despite not allowing an earned run in 27.0IP (18H, 11BB) over three starts...is tied with Christy Mathewson (1905) for the most IP without allowing an ER in a single World Series...lost, 1-0, in the Game 8 clincher, tossing a complete game and allowing an unearned run in the first inning...Carl Mays went 1-2 with a 1.73 ERA (26.0IP, 5ER) in his three starts, setting a still-standing record for most innings pitched in a single postseason without allowing a walk...Babe Ruth hit the first of his 15 career World Series home runs in a losing effort in Game 4.

**New York Yankees (AL) 3**  
**New York Giants (NL) 5**

### GAME 1 at Polo Grounds, Manhattan, N.Y., Oct. 5

|        |       |           |       |    |        |   |   |
|--------|-------|-----------|-------|----|--------|---|---|
| NYY    | 1 0 0 | 0 1 1     | 0 0 0 | -  | 3      | 7 | 0 |
| NYG    | 0 0 0 | 0 0 0     | 0 0 0 | -  | 0      | 5 | 0 |
| W-Mays |       | L-Douglas |       | A- | 30,202 |   |   |

### GAME 2 at Polo Grounds, Manhattan, N.Y., Oct. 6

|        |       |        |       |    |        |   |   |
|--------|-------|--------|-------|----|--------|---|---|
| NYG    | 0 0 0 | 0 0 0  | 0 0 0 | -  | 0      | 2 | 3 |
| NYY    | 0 0 0 | 1 0 0  | 0 2 X | -  | 3      | 3 | 0 |
| W-Hoyt |       | L-Nehf |       | A- | 34,939 |   |   |

### GAME 3 at Polo Grounds, Manhattan, N.Y., Oct. 7

|          |       |         |       |    |        |    |   |
|----------|-------|---------|-------|----|--------|----|---|
| NYY      | 0 0 4 | 0 0 0   | 0 1 0 | -  | 5      | 8  | 0 |
| NYG      | 0 0 4 | 0 0 0   | 8 1 X | -  | 13     | 20 | 0 |
| W-Barnes |       | L-Quinn |       | A- | 36,509 |    |   |

### GAME 4 at Polo Grounds, Manhattan, N.Y., Oct. 9

|           |       |        |       |    |        |   |   |
|-----------|-------|--------|-------|----|--------|---|---|
| NYG       | 0 0 0 | 0 0 0  | 0 3 1 | -  | 4      | 9 | 1 |
| NYY       | 0 0 0 | 0 1 0  | 0 0 1 | -  | 2      | 7 | 1 |
| W-Douglas |       | L-Mays |       | A- | 36,372 |   |   |

### GAME 5 at Polo Grounds, Manhattan, N.Y., Oct. 10

|        |       |        |       |    |        |    |   |
|--------|-------|--------|-------|----|--------|----|---|
| NYY    | 0 0 1 | 2 0 0  | 0 0 0 | -  | 3      | 6  | 1 |
| NYG    | 1 0 0 | 0 0 0  | 0 0 0 | -  | 1      | 10 | 1 |
| W-Hoyt |       | L-Nehf |       | A- | 35,758 |    |   |

### GAME 6 at Polo Grounds, Manhattan, N.Y., Oct. 11

|          |       |           |       |    |        |    |   |
|----------|-------|-----------|-------|----|--------|----|---|
| NYG      | 0 3 0 | 4 0 1     | 0 0 0 | -  | 8      | 13 | 0 |
| NYY      | 3 2 0 | 0 0 0     | 0 0 0 | -  | 5      | 7  | 2 |
| W-Barnes |       | L-Shawkey |       | A- | 34,283 |    |   |

### GAME 7 at Polo Grounds, Manhattan, N.Y., Oct. 12

|           |       |        |       |    |        |   |   |
|-----------|-------|--------|-------|----|--------|---|---|
| NYG       | 0 1 0 | 0 0 0  | 0 0 0 | -  | 1      | 8 | 1 |
| NYG       | 0 0 0 | 1 0 0  | 1 0 X | -  | 2      | 6 | 0 |
| W-Douglas |       | L-Mays |       | A- | 36,503 |   |   |

### GAME 8 at Polo Grounds, Manhattan, N.Y., Oct. 13

|        |       |        |       |    |        |   |   |
|--------|-------|--------|-------|----|--------|---|---|
| NYG    | 1 0 0 | 0 0 0  | 0 0 0 | -  | 1      | 6 | 0 |
| NYY    | 0 0 0 | 0 0 0  | 0 0 0 | -  | 0      | 4 | 1 |
| W-Nehf |       | L-Hoyt |       | A- | 25,410 |   |   |



Babe Ruth hit the first of his 15 career World Series home runs in Game 4 of the 1921 World Series.

## 1922 WORLD SERIES

The Yankees went 0-4-1 against the Giants, marking just one of three times in 40 World Series appearances that the Yankees have been held without a win (were swept in 1963 vs. Los Angeles and 1976 vs. Cincinnati)...hit just .203 as a team...Game 2 marked the Yankees' only tie in 225 overall World Series games (134-90-1).

**New York Yankees (AL) 0**  
**New York Giants (NL) 4**

### GAME 1 at Polo Grounds, Manhattan, N.Y., Oct. 4

|        |       |        |       |    |        |    |   |
|--------|-------|--------|-------|----|--------|----|---|
| NYY    | 0 0 0 | 0 0 1  | 1 0 0 | -  | 2      | 7  | 0 |
| NYG    | 0 0 0 | 0 0 0  | 0 3 X | -  | 3      | 11 | 3 |
| W-Ryan |       | L-Bush |       | A- | 36,514 |    |   |

### GAME 2 at Polo Grounds, Manhattan, N.Y., Oct. 5

|  |       |       |       |   |   |   |   |
|--|-------|-------|-------|---|---|---|---|
| NYG  | 3 0 0 | 0 0 0 | 0 0 0 | - | 3 | 8 | 1 |
| NYY  | 1 0 0 | 1 0 0 | 0 1 0 | - | 3 | 8 | 0 |
| (Called after 10 innings because of darkness) A-37,020 |       |       |       |   |   |   |   |

### GAME 3 at Polo Grounds, Manhattan, N.Y., Oct. 6

|         |       |        |       |    |        |    |   |
|---------|-------|--------|-------|----|--------|----|---|
| NYY     | 0 0 0 | 0 0 0  | 0 0 0 | -  | 0      | 4  | 1 |
| NYG     | 0 0 2 | 0 0 0  | 1 0 X | -  | 3      | 12 | 1 |
| W-Scott |       | L-Hoyt |       | A- | 37,620 |    |   |

### GAME 4 at Polo Grounds, Manhattan, N.Y., Oct. 7

|             |       |        |       |    |        |   |   |
|-------------|-------|--------|-------|----|--------|---|---|
| NYG         | 0 0 0 | 0 4 0  | 0 0 0 | -  | 4      | 9 | 1 |
| NYY         | 2 0 0 | 0 0 0  | 1 0 0 | -  | 3      | 8 | 0 |
| W-McQuillan |       | L-Mays |       | A- | 36,242 |   |   |

### GAME 5 at Polo Grounds, Manhattan, N.Y., Oct. 8

|        |       |        |       |    |        |    |   |
|--------|-------|--------|-------|----|--------|----|---|
| NYY    | 1 0 0 | 0 1 0  | 1 0 0 | -  | 3      | 5  | 0 |
| NYG    | 0 2 0 | 0 0 0  | 0 3 X | -  | 5      | 10 | 0 |
| W-Nehf |       | L-Bush |       | A- | 38,551 |    |   |

## 1923 WORLD SERIES

Won the first World Series in franchise history in the inaugural season of the original Yankee Stadium...their Game 2 win snapped a nine-game World Series winless streak dating to 1921 (0-8-1)...scored five runs in the eighth inning of the Game 6 clincher to win, 6-4...Babe Ruth and Bob Meusel led the Yankees in HR (3) and RBI (8), respectively.

**New York Giants (NL) 2**  
**New York Yankees (AL) 4**

### GAME 1 at Yankee Stadium, Bronx, N.Y., Oct. 10

|        |       |        |       |    |        |    |   |
|--------|-------|--------|-------|----|--------|----|---|
| NYG    | 0 0 4 | 0 0 0  | 0 0 1 | -  | 5      | 8  | 0 |
| NYY    | 1 2 0 | 0 0 0  | 1 0 0 | -  | 4      | 12 | 1 |
| W-Ryan |       | L-Bush |       | A- | 55,307 |    |   |

### GAME 2 at Polo Grounds, Manhattan, N.Y., Oct. 11

|           |       |             |       |    |        |    |   |
|-----------|-------|-------------|-------|----|--------|----|---|
| NYG       | 0 1 0 | 2 1 0       | 0 0 0 | -  | 4      | 10 | 0 |
| NYG       | 0 1 0 | 0 0 1       | 0 0 0 | -  | 2      | 9  | 2 |
| W-Pennock |       | L-McQuillan |       | A- | 40,402 |    |   |

### GAME 3 at Yankee Stadium, Bronx, N.Y., Oct. 12

|        |       |         |       |    |        |   |   |
|--------|-------|---------|-------|----|--------|---|---|
| NYG    | 0 0 0 | 0 0 0   | 1 0 0 | -  | 1      | 4 | 0 |
| NYG    | 0 0 0 | 0 0 0   | 0 0 0 | -  | 0      | 6 | 1 |
| W-Nehf |       | L-Jones |       | A- | 62,430 |   |   |

### GAME 4 at Polo Grounds, Manhattan, N.Y., Oct. 13

|           |       |         |       |    |        |    |   |
|-----------|-------|---------|-------|----|--------|----|---|
| NYY       | 0 6 1 | 1 0 0   | 0 0 0 | -  | 8      | 13 | 1 |
| NYG       | 0 0 0 | 0 0 0   | 0 3 1 | -  | 4      | 13 | 1 |
| W-Shawkey |       | L-Scott |       | A- | 46,302 |    |   |

### GAME 5 at Yankee Stadium, Bronx, N.Y., Oct. 14

|        |       |           |       |    |        |    |   |
|--------|-------|-----------|-------|----|--------|----|---|
| NYG    | 0 1 0 | 0 0 0     | 0 0 0 | -  | 1      | 3  | 2 |
| NYY    | 3 4 0 | 1 0 0     | 0 0 X | -  | 8      | 14 | 0 |
| W-Bush |       | L-Bentley |       | A- | 62,817 |    |   |

### GAME 6 at Polo Grounds, Manhattan, N.Y., Oct. 15

|           |       |        |       |    |        |    |   |
|-----------|-------|--------|-------|----|--------|----|---|
| NYY       | 1 0 0 | 0 0 0  | 0 5 0 | -  | 6      | 5  | 0 |
| NYG       | 1 0 0 | 1 1 1  | 0 0 0 | -  | 4      | 10 | 1 |
| W-Pennock |       | L-Nehf |       | A- | 34,172 |    |   |



### 1926 WORLD SERIES

The Series is most remembered for Game 7, which featured Pete Alexander's bases-loaded, seventh-inning strikeout of Tony Lazzeri, and Babe Ruth making the final out of the series attempting to steal second base with the Yankees down, 3-2, in the ninth...Ruth became the first player to hit 3HR in a single World Series game (Game 4 at St. Louis) and the first to hit 4HR over an entire World Series.

**St. Louis Cardinals (NL) 4**  
**New York Yankees (AL) 3**

#### GAME 1 at Yankee Stadium, Bronx, N.Y., Oct. 2

|           |           |          |       |     |   |   |
|-----------|-----------|----------|-------|-----|---|---|
| STL       | 1 0 0     | 0 0 0    | 0 0 0 | - 1 | 3 | 1 |
| NY        | 1 0 0     | 0 0 1    | 0 0 X | - 2 | 6 | 0 |
| W-Pennock | L-Sherdel | A-61,658 |       |     |   |   |

#### GAME 2 at Yankee Stadium, Bronx, N.Y., Oct. 3

|             |           |          |       |     |    |   |
|-------------|-----------|----------|-------|-----|----|---|
| STL         | 0 0 2     | 0 0 0    | 3 0 1 | - 6 | 12 | 1 |
| NY          | 0 2 0     | 0 0 0    | 0 0 0 | - 2 | 4  | 0 |
| W-Alexander | L-Shocker | A-63,600 |       |     |    |   |

#### GAME 3 at Sportsman's Park, St. Louis, Oct. 5

|          |           |          |       |     |   |   |
|----------|-----------|----------|-------|-----|---|---|
| NY       | 0 0 0     | 0 0 0    | 0 0 0 | - 0 | 5 | 1 |
| STL      | 0 0 0     | 3 1 0    | 0 0 X | - 4 | 8 | 0 |
| W-Haines | L-Ruether | A-37,708 |       |     |   |   |

#### GAME 4 at Sportsman's Park, St. Louis, Oct. 6

|        |            |          |       |      |    |   |
|--------|------------|----------|-------|------|----|---|
| NY     | 1 0 1      | 1 4 2    | 1 0 0 | - 10 | 14 | 1 |
| STL    | 1 0 0      | 3 0 0    | 0 0 1 | - 5  | 14 | 0 |
| W-Hoyt | L-Reinhart | A-38,825 |       |      |    |   |

#### GAME 5 at Sportsman's Park, St. Louis, Oct. 7

|           |           |          |         |     |   |   |
|-----------|-----------|----------|---------|-----|---|---|
| NY        | 0 0 0     | 0 0 1    | 0 0 1 1 | - 3 | 9 | 1 |
| STL       | 0 0 0     | 1 0 0    | 1 0 0 0 | - 2 | 7 | 1 |
| W-Pennock | L-Sherdel | A-39,552 |         |     |   |   |

#### GAME 6 at Yankee Stadium, St. Louis, Oct. 9

|             |           |          |       |      |    |   |
|-------------|-----------|----------|-------|------|----|---|
| STL         | 3 0 0     | 0 1 0    | 5 0 1 | - 10 | 13 | 2 |
| NY          | 0 0 0     | 1 0 0    | 1 0 0 | - 2  | 8  | 1 |
| W-Alexander | L-Shawkey | A-48,615 |       |      |    |   |

#### GAME 7 at Yankee Stadium, St. Louis, Oct. 10

|          |        |          |       |     |   |   |
|----------|--------|----------|-------|-----|---|---|
| STL      | 0 0 0  | 3 0 0    | 0 0 0 | - 3 | 8 | 0 |
| NY       | 0 0 1  | 0 0 1    | 0 0 0 | - 2 | 8 | 3 |
| W-Haines | L-Hoyt | A-38,093 |       |     |   |   |

### 1927 WORLD SERIES

The Murderers' Row Yankees became the first AL team to sweep a World Series...Babe Ruth had a Series-high 7RBI and his 2HR were the only homers of the Series...Herb Pennock was perfect through his first 22 batters of Game 3 before a Pie Traynor single...the Yankees completed the sweep on a ninth-inning wild pitch from Pirates pitcher Johnny Miljus in Game 4...marked the first of eight consecutive winning World Series appearances for the franchise (1927-28, 32, '36-39, '41).

**New York Yankees (AL) 4**  
**Pittsburgh Pirates (NL) 0**

#### GAME 1 at Forbes Field, Pittsburgh, Oct. 5

|        |          |          |       |     |   |   |
|--------|----------|----------|-------|-----|---|---|
| NY     | 1 0 3    | 0 1 0    | 0 0 0 | - 5 | 6 | 1 |
| PIT    | 1 0 1    | 0 1 0    | 0 1 0 | - 4 | 9 | 2 |
| W-Hoyt | L-Kremer | A-41,467 |       |     |   |   |

#### GAME 2 at Forbes Field, Pittsburgh, Oct. 6

|           |            |          |       |     |    |   |
|-----------|------------|----------|-------|-----|----|---|
| NY        | 0 0 3      | 0 0 0    | 0 3 0 | - 6 | 11 | 0 |
| PIT       | 1 0 0      | 0 0 0    | 0 1 0 | - 2 | 7  | 2 |
| W-Pipgras | L-Aldridge | A-41,634 |       |     |    |   |

#### GAME 3 at Yankee Stadium, Bronx, N.Y., Oct. 7

|           |           |          |       |     |   |   |
|-----------|-----------|----------|-------|-----|---|---|
| PIT       | 0 0 0     | 0 0 0    | 0 1 0 | - 1 | 3 | 1 |
| NY        | 2 0 0     | 0 0 0    | 6 0 X | - 8 | 9 | 0 |
| W-Pennock | L-Meadows | A-60,695 |       |     |   |   |

#### GAME 4 at Yankee Stadium, Bronx, N.Y., Oct. 8

|         |          |          |       |     |    |   |
|---------|----------|----------|-------|-----|----|---|
| PIT     | 1 0 0    | 0 0 0    | 2 0 0 | - 3 | 10 | 1 |
| NY      | 1 0 0    | 0 2 0    | 0 0 1 | - 4 | 12 | 2 |
| W-Moore | L-Miljus | A-57,909 |       |     |    |   |

### 1928 WORLD SERIES

The Yankees' win marked their first back-to-back titles...was the sixth and last Series for manager Miller Huggins, who died during the 1929 season...used only three pitchers in the entire Series as each earned complete-game wins (Waite Hoyt in Games 1 and 4; George Pipgras in Game 2 and Tom Zachary in Game 3)...Lou Gehrig led the Yankees with 4HR and 9RBI...Babe Ruth tied his own record with 3HR in Game 4 at St. Louis.

**St. Louis Cardinals (NL) 0**  
**New York Yankees (AL) 4**

#### GAME 1 at Yankee Stadium, Bronx, N.Y., Oct. 4

|        |           |          |       |     |   |   |
|--------|-----------|----------|-------|-----|---|---|
| STL    | 0 0 0     | 0 0 0    | 1 0 0 | - 1 | 3 | 1 |
| NY     | 1 0 0     | 2 0 0    | 0 1 X | - 4 | 7 | 0 |
| W-Hoyt | L-Sherdel | A-61,425 |       |     |   |   |

#### GAME 2 at Yankee Stadium, Bronx, N.Y., Oct. 5

|           |             |          |       |     |   |   |
|-----------|-------------|----------|-------|-----|---|---|
| STL       | 0 3 0       | 0 0 0    | 0 0 0 | - 3 | 4 | 1 |
| NY        | 3 1 4       | 0 0 0    | 1 0 X | - 9 | 8 | 2 |
| W-Pipgras | L-Alexander | A-60,714 |       |     |   |   |

#### GAME 3 at Sportsman's Park, St. Louis, Oct. 7

|           |          |          |       |     |   |   |
|-----------|----------|----------|-------|-----|---|---|
| NY        | 0 1 0    | 2 0 3    | 1 0 0 | - 7 | 7 | 2 |
| STL       | 2 0 0    | 0 1 0    | 0 0 0 | - 3 | 9 | 3 |
| W-Zachary | L-Haines | A-39,602 |       |     |   |   |

#### GAME 4 at Sportsman's Park, St. Louis, Oct. 9

|        |           |          |       |     |    |   |
|--------|-----------|----------|-------|-----|----|---|
| NY     | 0 0 0     | 1 0 0    | 4 2 0 | - 7 | 15 | 2 |
| STL    | 0 0 1     | 1 0 0    | 0 0 1 | - 3 | 11 | 0 |
| W-Hoyt | L-Sherdel | A-37,331 |       |     |    |   |

### 1932 WORLD SERIES

The Yankees swept the Cubs to win their World Series winning streak to 12 games...was the first of Manager Joe McCarthy's eight Series appearances and seven titles with the club...Babe Ruth hit his "called shot" off Cubs pitcher Charlie Root in the fifth inning of Game 3...he and Gehrig each hit 2HR in the game...the Yankees outscored the Cubs, 37-19, in the Series...Gehrig batted .529 (9-for-17) with 9R, 3HR and 8RBI...was Ruth's last World Series with the Yankees.

**Chicago Cubs (NL) 0**  
**New York Yankees (AL) 4**

#### GAME 1 at Yankee Stadium, Bronx, N.Y., Sept. 28

|           |        |          |       |      |    |   |
|-----------|--------|----------|-------|------|----|---|
| CHC       | 2 0 0  | 0 0 0    | 2 2 0 | - 6  | 10 | 1 |
| NY        | 0 0 0  | 3 0 5    | 3 1 X | - 12 | 8  | 2 |
| W-Ruffing | L-Bush | A-41,459 |       |      |    |   |

#### GAME 2 at Yankee Stadium, Bronx, N.Y., Sept. 29

|         |           |          |       |     |    |   |
|---------|-----------|----------|-------|-----|----|---|
| CHC     | 1 0 1     | 0 0 0    | 0 0 0 | - 2 | 9  | 0 |
| NY      | 2 0 2     | 0 1 0    | 0 0 X | - 5 | 10 | 1 |
| W-Gomez | L-Warneke | A-50,709 |       |     |    |   |

#### GAME 3 at Wrigley Field, Chicago, Oct. 1

|           |        |          |       |     |   |   |
|-----------|--------|----------|-------|-----|---|---|
| NY        | 3 0 1  | 0 2 0    | 0 0 1 | - 7 | 8 | 1 |
| CHC       | 1 0 2  | 1 0 0    | 0 0 1 | - 5 | 9 | 4 |
| W-Pipgras | L-Root | A-49,986 |       |     |   |   |

#### GAME 4 at Wrigley Field, Chicago, Oct. 2

|         |       |          |       |      |    |   |
|---------|-------|----------|-------|------|----|---|
| NY      | 1 0 2 | 0 0 2    | 4 0 4 | - 13 | 19 | 4 |
| CHC     | 4 0 0 | 0 0 1    | 0 0 1 | - 6  | 9  | 1 |
| W-Moore | L-May | A-49,844 |       |      |    |   |



## 1936 WORLD SERIES

The Yankees' victory was the first of four consecutive titles...had their 12-game World Series winning streak snapped with a Game 1 loss...the Yankees' 18-4 Game 2 win still marks the most runs scored by one team in a World Series game...Bill Dickey and Tony Lazzeri (grand slam) each had 5RBI in the game...rookie Joe DiMaggio batted .346 (9-for-26) with 3RBI in the Series.

**New York Yankees (AL) 4**  
**New York Giants (NL) 2**

### GAME 1 at Polo Grounds, Manhattan, N.Y., Sept. 30

NY Yankees 0 0 1 0 0 0 0 0 0 - 1 7 2  
NY Giants 0 0 0 0 1 1 0 4 X - 6 9 1  
W-Hubbell L-Ruffing A-39,419

### GAME 2 at Polo Grounds, Manhattan, N.Y., Oct. 2

NY Yankees 2 0 7 0 0 1 2 0 6 - 18 17 0  
NY Giants 0 1 0 3 0 0 0 0 0 - 4 6 1  
W-Gomez L-Schumacher A-43,543

### GAME 3 at Yankee Stadium, Bronx, N.Y., Oct. 3

NY Yankees 0 0 0 0 1 0 0 0 0 - 1 11 0  
NY Giants 0 1 0 0 0 0 0 1 X - 2 4 0  
W-Hadley L-Fitzsimmons A-64,842

### GAME 4 at Yankee Stadium, Bronx, N.Y., Oct. 4

NY Yankees 0 0 0 1 0 0 0 1 0 - 2 7 1  
NY Giants 0 1 3 0 0 0 0 1 X - 5 10 1  
W-Pearson L-Hubbell A-66,669

### GAME 5 at Yankee Stadium, Bronx, N.Y., Oct. 5

NY Yankees 3 0 0 0 0 1 0 0 0 1 - 5 8 3  
NY Giants 0 1 1 0 0 2 0 0 0 0 - 4 10 1  
W-Schumacher L-Malone A-50,024

### GAME 6 at Polo Grounds, Manhattan, N.Y., Oct. 6

NY Yankees 0 2 1 2 0 0 0 1 7 - 13 17 2  
NY Giants 2 0 0 0 1 0 1 1 0 - 5 9 1  
W-Gomez L-Fitzsimmons A-38,427

## 1937 WORLD SERIES

The Yankees defeated the Giants for the second year in a row...Yankees pitchers posted a 2.45 ERA (44.0IP, 12ER) in the Series...Lefty Gomez recorded complete-game wins in Game 1 and in the Game 5 clincher...George Selkirk led the Yankees with 5R and 6RBI.

**New York Giants (NL) 1**  
**New York Yankees (AL) 4**

### GAME 1 at Yankee Stadium, Bronx, N.Y., Oct. 6

NY Yankees 0 0 0 0 1 0 0 0 0 - 1 6 2  
NY Giants 0 0 0 0 0 7 0 1 X - 8 7 0  
W-Gomez L-Hubbell A-60,573

### GAME 2 at Yankee Stadium, Bronx, N.Y., Oct. 7

NY Yankees 1 0 0 0 0 0 0 0 0 - 1 7 0  
NY Giants 0 0 0 0 2 4 2 0 X - 8 12 0  
W-Ruffing L-Melton A-57,675

### GAME 3 at Polo Grounds, Manhattan, N.Y., Oct. 8

NY Yankees 0 1 2 1 1 0 0 0 0 - 5 9 0  
NY Giants 0 0 0 0 0 0 1 0 0 - 1 5 4  
W-Pearson L-Schumacher A-37,385

### GAME 4 at Polo Grounds, Manhattan, N.Y., Oct. 9

NY Yankees 1 0 1 0 0 0 0 0 1 - 3 6 0  
NY Giants 0 6 0 0 0 0 1 0 X - 7 12 3  
W-Hubbell L-Hadley A-44,293

### GAME 5 at Polo Grounds, Manhattan, N.Y., Oct. 10

NY Yankees 0 1 1 0 2 0 0 0 0 - 4 8 0  
NY Giants 0 0 2 0 0 0 0 0 0 - 2 10 0  
W-Gomez L-Melton A-38,216

## 1938 WORLD SERIES

The Yankees ran their all-time World Series mark vs. the Cubs to 8-0...became the first team to win three consecutive Series...middle infielders Joe Gordon and Frank Crosetti each drove in a team-high 6R in the series...used just four pitchers, who sported a 1.75 combined ERA (36.0IP, 7ER)...Red Ruffing recorded complete-game wins in Game 1 and 4, compiling a 1.50 ERA in the Series (18.0IP, 3ER).

**New York Yankees (AL) 4**  
**Chicago Cubs (NL) 0**

### GAME 1 at Wrigley Field, Chicago, Oct. 5

NY Yankees 0 2 0 0 0 0 1 0 0 - 3 12 1  
Chicago Cubs 0 0 1 0 0 0 0 0 0 - 1 9 1  
W-Ruffing L-Lee A-43,642

### GAME 2 at Wrigley Field, Chicago, Oct. 6

NY Yankees 0 2 0 0 0 0 0 2 2 - 6 7 2  
Chicago Cubs 1 0 2 0 0 0 0 0 0 - 3 11 0  
W-Gomez L-Dean A-42,108

### GAME 3 at Yankee Stadium, Bronx, N.Y., Oct. 8

Chicago Cubs 0 0 0 0 1 0 0 1 0 - 2 5 1  
NY Yankees 0 0 0 0 2 2 0 1 X - 5 7 2  
W-Pearson L-Bryant A-55,236

### GAME 4 at Yankee Stadium, Bronx, N.Y., Oct. 9

Chicago Cubs 0 0 0 1 0 0 0 2 0 - 3 8 1  
NY Yankees 0 3 0 0 0 1 0 4 X - 8 11 1  
W-Ruffing L-Lee A-59,847

## 1939 WORLD SERIES

The Yankees won the last of four consecutive World Series with their second straight sweep...were led by Charlie Keller, who batted .438 (7-for-16) with 8R, 3HR and 6RBI...the Yankees hit just .206 (27-for-131) as a team...Yankees pitching compiled a 1.22 ERA, holding the Reds to just four extra-base hits (OHR) in the Series...Game 4 was won in the 10th inning on Joe DiMaggio's single with Charlie Keller on first and Frank Crosetti on third...after the Cincinnati RF misplayed the ball, Keller successfully scored from first, crashing into Reds catcher Ernie Lombardi and dazing him long enough for DiMaggio to score in a play since known as "Lombardi's Snooze."

**Cincinnati Reds (NL) 0**  
**New York Yankees (AL) 4**

### GAME 1 at Yankee Stadium, Bronx, N.Y., Oct. 4

Cincinnati Reds 0 0 0 1 0 0 0 0 0 - 1 4 0  
NY Yankees 0 0 0 0 1 0 0 0 1 - 2 6 0  
W-Ruffing L-Derringer A-58,541

### GAME 2 at Yankee Stadium, Bronx, N.Y., Oct. 5

Cincinnati Reds 0 0 0 0 0 0 0 0 0 - 0 2 0  
NY Yankees 0 0 3 1 0 0 0 0 X - 4 9 0  
W-Pearson L-Walters A-59,791

### GAME 3 at Crosley Field, Cincinnati, Oct. 7

NY Yankees 2 0 2 0 3 0 0 0 0 - 7 5 1  
Cincinnati Reds 1 2 0 0 0 0 0 0 0 - 3 10 0  
W-Hadley L-Thompson A-32,723

### GAME 4 at Crosley Field, Cincinnati, Oct. 8

NY Yankees 0 0 0 0 0 0 2 0 2 3 - 7 7 1  
Cincinnati Reds 0 0 0 0 0 0 3 1 0 0 - 4 11 4  
W-Murphy L-Walters A-32,794



## 1941 WORLD SERIES

Marked the first World Series meeting between the Yankees and Dodgers...Game 4 featured the famous passed ball by Dodgers catcher Mickey Owen, which would have been the final out of the game and evened the Series at 2-2...the Yankees went on to score 4R with two out in the ninth to win, 7-4, at Ebbets Field...in the Game 5 clincher, Tiny Bonham tossed a complete game (1ER, 5H) and Tommy Henrich hit a solo homer...Joe Gordon (.500, 1HR, 5RBI) and Charlie Keller (.389, 5RBI) paced Yankees hitters...capped a run of 32 wins in 36 World Series games dating to 1927.

**Brooklyn Dodgers (NL) 1**  
**New York Yankees (AL) 4**

**GAME 1 at Yankee Stadium, Bronx, N.Y., Oct. 1**  
 BRO 0 0 0 0 1 0 1 0 0 - 2 6 0  
 NYY 0 1 0 1 0 1 0 0 0 X - 3 6 1  
 W-Ruffing L-Davis A-68,540

**GAME 2 at Yankee Stadium, Bronx, N.Y., Oct. 2**  
 BRO 0 0 0 0 2 1 0 0 0 - 3 6 2  
 NYY 0 1 1 0 0 0 0 0 0 - 2 9 1  
 W-Wyatt L-Chandler A-66,248

**GAME 3 at Ebbets Field, Brooklyn, N.Y., Oct. 4**  
 NYY 0 0 0 0 0 0 2 0 0 - 2 8 0  
 BRO 0 0 0 0 0 0 1 0 0 - 1 4 0  
 W-Russo L-Casey A-33,100

**GAME 4 at Ebbets Field, Brooklyn, N.Y., Oct. 5**  
 NYY 1 0 0 2 0 0 0 4 - 7 12 0  
 BRO 0 0 0 2 2 0 0 0 0 - 4 9 1  
 W-Murphy L-Casey A-33,813

**GAME 5 at Ebbets Field, Brooklyn, N.Y., Oct. 6**  
 NYY 0 2 0 0 1 0 0 0 0 - 3 6 0  
 BRO 0 0 1 0 0 0 0 0 0 - 1 4 1  
 W-Bonham L-Wyatt A-34,072

## 1942 WORLD SERIES

The Yankees won Game 1 behind Red Ruffing but lost the next four games...marked the Yankees' first losing World Series since falling in seven games to the Cardinals in 1926...Joe DiMaggio went 7-for-21 (.333) and Phil Rizzuto went 8-for-21 (.381), while Charlie Keller led the Yankees with 2HR and 5RBI.

**New York Yankees (AL) 1**  
**St. Louis Cardinals (NL) 4**

**GAME 1 at Sportsman's Park, St. Louis, Sept. 30**  
 NYY 0 0 0 1 1 0 0 3 2 - 7 11 0  
 STL 0 0 0 0 0 0 0 4 - 4 7 4  
 W-Ruffing L-M.Cooper A-34,769

**GAME 2 at Sportsman's Park, St. Louis, Oct. 1**  
 NYY 0 0 0 0 0 0 3 0 - 3 10 2  
 STL 2 0 0 0 0 1 1 X - 4 6 0  
 W-Beazley L-Bonham A-34,255

**GAME 3 at Yankee Stadium, Bronx, N.Y., Oct. 3**  
 STL 0 0 1 0 0 0 0 1 - 2 5 1  
 NYY 0 0 0 0 0 0 0 0 - 0 6 1  
 W-White L-Chandler A-69,123

**GAME 4 at Yankee Stadium, Bronx, N.Y., Oct. 4**  
 STL 0 0 0 6 0 0 2 0 1 - 9 12 1  
 NYY 1 0 0 0 0 5 0 0 0 - 6 10 1  
 W-Lanier L-Donald A-69,902

**GAME 5 at Yankee Stadium, Bronx, N.Y., Oct. 5**  
 STL 0 0 0 1 0 1 0 0 2 - 4 9 4  
 NYY 1 0 0 1 0 0 0 0 0 - 2 7 1  
 W-Beazley L-Ruffing A-69,052

## 1943 WORLD SERIES

The Yankees reversed the prior year's result, winning in five games...Spud Chandler was dominant, allowing just 1ER over 18.0IP for complete-game wins in Games 1 and 5...Bill Dickey's two-run homer in the Game 5 clincher marked the only runs of the game...Yankees Joe DiMaggio, Tommy Henrich, Phil Rizzuto, George Selkirk, Red Ruffing and Buddy Hassett were all serving in the military and did not appear in the Series...marked the seventh and final World Series title in eight appearances under manager Joe McCarthy.

**St. Louis Cardinals (NL) 1**  
**New York Yankees (AL) 4**

**GAME 1 at Yankee Stadium, Bronx, N.Y., Oct. 5**  
 STL 0 1 0 0 1 0 0 0 0 - 2 7 2  
 NYY 0 0 0 2 0 2 0 0 X - 4 8 2  
 W-Chandler L-Lanier A-68,676

**GAME 2 at Yankee Stadium, Bronx, N.Y., Oct. 6**  
 STL 0 0 1 3 0 0 0 0 0 - 4 7 2  
 NYY 0 0 0 1 0 0 0 0 2 - 3 6 0  
 W-M.Cooper L-Bonham A-68,578

**GAME 3 at Yankee Stadium, Bronx, N.Y., Oct. 7**  
 STL 0 0 0 2 0 0 0 0 0 - 2 6 4  
 NYY 0 0 0 0 0 1 0 5 X - 6 8 0  
 W-Borowy L-Brazle A-69,990

**GAME 4 at Sportsman's Park, St. Louis, Oct. 10**  
 NYY 0 0 0 1 0 0 0 1 0 - 2 6 2  
 STL 0 0 0 0 0 0 1 0 0 - 1 7 1  
 W-Russo L-Brecheen A-36,196

**GAME 5 at Sportsman's Park, St. Louis, Oct. 11**  
 NYY 0 0 0 0 2 0 0 0 0 - 2 7 1  
 STL 0 0 0 0 0 0 0 0 0 - 0 10 1  
 W-Chandler L-M.Cooper A-33,872

## 1947 WORLD SERIES

The Yankees were piloted by Bucky Harris in his only World Series managing the team...in Game 4, Yankees pitcher Bill Bevens lost both his no-hit bid and the game with two outs in the bottom of the ninth as pinch-hitter Cookie Lavagetto doubled home two runs for a 3-2 Brooklyn win...Spec Shea recorded two wins and Johnny Lindell batted .500 (9-for-18) with 7RBI.

**Brooklyn Dodgers (NL) 3**  
**New York Yankees (AL) 4**

**GAME 1 at Yankee Stadium, Bronx, N.Y., Sept. 30**  
 BRO 1 0 0 0 0 1 1 0 0 - 3 6 0  
 NYY 0 0 0 0 5 0 0 0 X - 5 4 0  
 W-Shea L-Branca A-73,365

**GAME 2 at Yankee Stadium, Bronx, N.Y., Oct. 1**  
 BRO 0 0 1 1 0 0 0 0 1 - 3 9 2  
 NYY 1 0 1 1 2 1 4 0 X - 10 15 1  
 W-Reynolds L-Lombardi A-69,865

**GAME 3 at Ebbets Field, Brooklyn, N.Y., Oct. 2**  
 NYY 0 0 2 2 2 1 1 0 0 - 8 13 0  
 BRO 0 6 1 2 0 0 0 0 X - 9 13 1  
 W-Casey L-Newsum A-33,098

**GAME 4 at Ebbets Field, Brooklyn, N.Y., Oct. 3**  
 NYY 1 0 0 1 0 0 0 0 0 - 2 8 1  
 BRO 0 0 0 0 1 0 0 0 2 - 3 1 3  
 W-Casey L-Bevens A-33,443

**GAME 5 at Ebbets Field, Brooklyn, N.Y., Oct. 4**  
 NYY 0 0 0 1 1 0 0 0 0 - 2 5 0  
 BRO 0 0 0 0 0 1 0 0 0 - 1 4 1  
 W-Shea L-Barney A-34,379

**GAME 6 at Yankee Stadium, Bronx, N.Y., Oct. 5**

|            |          |   |            |   |   |   |   |   |   |   |   |    |   |
|------------|----------|---|------------|---|---|---|---|---|---|---|---|----|---|
| BRO        | 2        | 0 | 2          | 0 | 0 | 4 | 0 | 0 | 0 | - | 8 | 12 | 1 |
| NYG        | 0        | 0 | 4          | 1 | 0 | 0 | 0 | 1 |   | - | 6 | 15 | 2 |
| W - Branca | L - Page |   | A - 74,065 |   |   |   |   |   |   |   |   |    |   |

**GAME 7 at Yankee Stadium, Bronx, N.Y., Oct. 6**

|          |           |   |            |   |   |   |   |   |   |   |   |   |   |
|----------|-----------|---|------------|---|---|---|---|---|---|---|---|---|---|
| BRO      | 0         | 2 | 0          | 0 | 0 | 0 | 0 | 0 | 0 | - | 2 | 7 | 0 |
| NYG      | 0         | 1 | 0          | 2 | 0 | 1 | 0 | X |   | - | 5 | 7 | 0 |
| W - Page | L - Gregg |   | A - 71,548 |   |   |   |   |   |   |   |   |   |   |

**1949 WORLD SERIES**

Marked the first of five straight World Series championships...was the first of 10 World Series appearances in a 12-year stretch under manager Casey Stengel (won seven)...Allie Reynolds allowed just 2H, winning Game 1, 1-0, over Don Newcombe on Tommy Henrich's leadoff homer in the bottom of the ninth...also pitched 3.1 scoreless innings to close out Game 4...Commissioner Happy Chandler ordered lights turned on during Game 5, marking the first time a World Series game was finished under electric light.

**Brooklyn Dodgers (NL) 1****New York Yankees (AL) 4****GAME 1 at Yankee Stadium, Bronx, N.Y., Oct. 5**

|              |              |   |            |   |   |   |   |   |   |   |   |   |   |
|--------------|--------------|---|------------|---|---|---|---|---|---|---|---|---|---|
| BRO          | 0            | 0 | 0          | 0 | 0 | 0 | 0 | 0 | 0 | - | 0 | 2 | 0 |
| NYG          | 0            | 0 | 0          | 0 | 0 | 0 | 0 | 1 |   | - | 1 | 5 | 1 |
| W - Reynolds | L - Newcombe |   | A - 66,224 |   |   |   |   |   |   |   |   |   |   |

**GAME 2 at Yankee Stadium, Bronx, N.Y., Oct. 6**

|         |            |   |            |   |   |   |   |   |   |   |   |   |   |
|---------|------------|---|------------|---|---|---|---|---|---|---|---|---|---|
| BRO     | 0          | 1 | 0          | 0 | 0 | 0 | 0 | 0 | 0 | - | 1 | 7 | 2 |
| NYG     | 0          | 0 | 0          | 0 | 0 | 0 | 0 | 0 | 0 | - | 0 | 6 | 1 |
| W - Roe | L - Raschi |   | A - 70,053 |   |   |   |   |   |   |   |   |   |   |

**GAME 3 at Ebbets Field, Brooklyn, N.Y., Oct. 7**

|          |            |   |            |   |   |   |   |   |  |   |   |   |   |
|----------|------------|---|------------|---|---|---|---|---|--|---|---|---|---|
| NYG      | 0          | 0 | 1          | 0 | 0 | 0 | 0 | 3 |  | - | 4 | 5 | 0 |
| BRO      | 0          | 0 | 0          | 1 | 0 | 0 | 0 | 2 |  | - | 3 | 5 | 0 |
| W - Page | L - Branca |   | A - 32,788 |   |   |   |   |   |  |   |   |   |   |

**GAME 4 at Ebbets Field, Brooklyn, N.Y., Oct. 8**

|           |              |   |            |   |   |   |   |   |   |   |   |    |   |
|-----------|--------------|---|------------|---|---|---|---|---|---|---|---|----|---|
| NYG       | 0            | 0 | 0          | 3 | 0 | 0 | 0 | 0 | 0 | - | 6 | 10 | 0 |
| BRO       | 0            | 0 | 0          | 0 | 4 | 0 | 0 | 0 | 0 | - | 4 | 9  | 1 |
| W - Lopat | L - Newcombe |   | A - 33,934 |   |   |   |   |   |   |   |   |    |   |

**GAME 5 at Ebbets Field, Brooklyn, N.Y., Oct. 9**

|            |            |   |            |   |   |   |   |   |   |   |    |    |   |
|------------|------------|---|------------|---|---|---|---|---|---|---|----|----|---|
| NYG        | 2          | 0 | 3          | 1 | 1 | 3 | 0 | 0 | 0 | - | 10 | 11 | 1 |
| BRO        | 0          | 0 | 1          | 0 | 0 | 1 | 4 | 0 | 0 | - | 6  | 11 | 2 |
| W - Raschi | L - Barney |   | A - 33,711 |   |   |   |   |   |   |   |    |    |   |



Manager Casey Stengel led the Yankees to a record five-consecutive World Series titles from 1949-53.

**1950 WORLD SERIES**

Yankees pitchers allowed just 5R (3ER) all Series, tallying a 0.73 combined ERA in 37.0IP...each of the first three games was decided by one run, including a 1-0 victory behind Vic Raschi in Game 1 and a 2-1, 10-inning win behind Allie Reynolds in Game 2...Whitey Ford earned the first of his record 10 career World Series wins in the Game 4 clincher as Reynolds came out of the bullpen to strike out the final batter of the game with two runners on base.

**New York Yankees (AL) 4****Philadelphia Phillies (NL) 0****GAME 1 at Shibe Park, Philadelphia, Oct. 4**

|            |               |   |            |   |   |   |   |   |   |   |   |   |   |
|------------|---------------|---|------------|---|---|---|---|---|---|---|---|---|---|
| NYG        | 0             | 0 | 0          | 1 | 0 | 0 | 0 | 0 | 0 | - | 1 | 5 | 0 |
| PHI        | 0             | 0 | 0          | 0 | 0 | 0 | 0 | 0 | 0 | - | 0 | 2 | 1 |
| W - Raschi | L - Konstanty |   | A - 30,746 |   |   |   |   |   |   |   |   |   |   |

**GAME 2 at Shibe Park, Philadelphia, Oct. 5**

|              |             |   |            |   |   |   |   |   |   |   |   |    |   |
|--------------|-------------|---|------------|---|---|---|---|---|---|---|---|----|---|
| NYG          | 0           | 1 | 0          | 0 | 0 | 0 | 0 | 0 | 1 | - | 2 | 10 | 0 |
| PHI          | 0           | 0 | 0          | 1 | 0 | 0 | 0 | 0 | 0 | - | 1 | 7  | 0 |
| W - Reynolds | L - Roberts |   | A - 32,660 |   |   |   |   |   |   |   |   |    |   |

**GAME 3 at Yankee Stadium, Bronx, N.Y., Oct. 6**

|             |           |   |            |   |   |   |   |   |   |   |   |    |   |
|-------------|-----------|---|------------|---|---|---|---|---|---|---|---|----|---|
| PHI         | 0         | 0 | 0          | 0 | 1 | 1 | 0 | 0 | 0 | - | 2 | 10 | 2 |
| NYG         | 0         | 0 | 1          | 0 | 0 | 0 | 1 | 1 |   | - | 3 | 7  | 0 |
| W - Ferrick | L - Meyer |   | A - 64,505 |   |   |   |   |   |   |   |   |    |   |

**GAME 4 at Yankee Stadium, Bronx, N.Y., Oct. 7**

|          |            |   |            |   |   |   |   |   |  |   |   |   |   |
|----------|------------|---|------------|---|---|---|---|---|--|---|---|---|---|
| PHI      | 0          | 0 | 0          | 0 | 0 | 0 | 0 | 2 |  | - | 2 | 7 | 1 |
| NYG      | 2          | 0 | 0          | 0 | 3 | 0 | 0 | X |  | - | 5 | 8 | 2 |
| W - Ford | L - Miller |   | A - 68,098 |   |   |   |   |   |  |   |   |   |   |

**1951 WORLD SERIES**

The Yankees defeated the Giants in Joe DiMaggio's final World Series...Willie Mays and Mickey Mantle made their Series debuts, both in their rookie seasons...in Game 2, Mantle seriously injured his right knee after getting his cleat caught in a drainpipe, ending his Series...Ed Lopat allowed just 1ER in 18.0IP, notching wins in Games 2 and 5.

**New York Giants (NL) 2****New York Yankees (AL) 4****GAME 1 at Yankee Stadium, Bronx, N.Y., Oct. 4**

|           |              |   |            |   |   |   |   |   |   |   |   |    |   |
|-----------|--------------|---|------------|---|---|---|---|---|---|---|---|----|---|
| NYG       | 2            | 0 | 0          | 0 | 3 | 0 | 0 | 0 | 0 | - | 5 | 10 | 1 |
| NYG       | 0            | 1 | 0          | 0 | 0 | 0 | 0 | 0 | 0 | - | 1 | 7  | 1 |
| W - Koslo | L - Reynolds |   | A - 65,673 |   |   |   |   |   |   |   |   |    |   |

**GAME 2 at Yankee Stadium, Bronx, N.Y., Oct. 5**

|           |            |   |            |   |   |   |   |   |   |   |   |   |   |
|-----------|------------|---|------------|---|---|---|---|---|---|---|---|---|---|
| NYG       | 0          | 0 | 0          | 0 | 0 | 1 | 0 | 0 | 0 | - | 1 | 5 | 1 |
| NYG       | 1          | 1 | 0          | 0 | 0 | 0 | 1 | X |   | - | 3 | 6 | 0 |
| W - Lopat | L - Jansen |   | A - 66,018 |   |   |   |   |   |   |   |   |   |   |

**GAME 3 at the Polo Grounds, Manhattan, N.Y., Oct. 6**

|           |            |   |            |   |   |   |   |   |  |   |   |   |   |
|-----------|------------|---|------------|---|---|---|---|---|--|---|---|---|---|
| NYG       | 0          | 0 | 0          | 0 | 0 | 1 | 1 |   |  | - | 2 | 5 | 2 |
| NYG       | 0          | 1 | 0          | 0 | 5 | 0 | 0 | X |  | - | 6 | 7 | 2 |
| W - Hearm | L - Raschi |   | A - 52,035 |   |   |   |   |   |  |   |   |   |   |

**GAME 4 at the Polo Grounds, Manhattan, N.Y., Oct. 8**

|              |            |   |            |   |   |   |   |   |   |   |   |    |   |
|--------------|------------|---|------------|---|---|---|---|---|---|---|---|----|---|
| NYG          | 0          | 1 | 0          | 1 | 2 | 0 | 2 | 0 | 0 | - | 6 | 12 | 0 |
| NYG          | 1          | 0 | 0          | 0 | 0 | 0 | 1 |   |   | - | 2 | 8  | 2 |
| W - Reynolds | L - Maglie |   | A - 49,010 |   |   |   |   |   |   |   |   |    |   |

**GAME 5 at the Polo Grounds, Manhattan, N.Y., Oct. 9**

|           |            |   |            |   |   |   |   |   |   |   |    |    |   |
|-----------|------------|---|------------|---|---|---|---|---|---|---|----|----|---|
| NYG       | 0          | 0 | 5          | 2 | 0 | 2 | 4 | 0 | 0 | - | 13 | 12 | 1 |
| NYG       | 1          | 0 | 0          | 0 | 0 | 0 | 0 | 0 | 0 | - | 1  | 5  | 3 |
| W - Lopat | L - Jansen |   | A - 47,530 |   |   |   |   |   |   |   |    |    |   |

**GAME 6 at Yankee Stadium, Bronx, N.Y., Oct. 10**

|            |           |   |            |   |   |   |   |   |  |   |   |    |   |
|------------|-----------|---|------------|---|---|---|---|---|--|---|---|----|---|
| NYG        | 0         | 0 | 0          | 1 | 0 | 0 | 0 | 2 |  | - | 3 | 11 | 1 |
| NYG        | 1         | 0 | 0          | 0 | 3 | 0 | 0 | X |  | - | 4 | 7  | 0 |
| W - Raschi | L - Koslo |   | A - 61,711 |   |   |   |   |   |  |   |   |    |   |



## 1952 WORLD SERIES

Led by Mickey Mantle (.345, 5R, 2HR), Johnny Mize (.400, 3HR, 6RBI) and Gene Woodling (.348), the Yankees won in seven games...Allie Reynolds and Vic Raschi each recorded a pair of victories...the Yankees slugged 10HR in the Series...in Game 7, second baseman Billy Martin made a running catch on a two-out, seventh-inning, base-loaded pop-up from Jackie Robinson to preserve the Yankees' lead.

**New York Yankees (AL) 4**  
**Brooklyn Dodgers (NL) 3**

**GAME 1 at Ebbets Field, Brooklyn, N.Y., Oct. 1**

|            |                     |   |   |   |   |   |   |   |   |   |   |   |   |
|------------|---------------------|---|---|---|---|---|---|---|---|---|---|---|---|
| NY Yankees | 0                   | 1 | 0 | 0 | 0 | 0 | 1 | 0 | - | 2 | 6 | 2 |   |
| BRO        | 0                   | 1 | 0 | 0 | 0 | 2 | 0 | 1 | X | - | 4 | 6 | 0 |
| W-Black    | L-Reynolds A-34,861 |   |   |   |   |   |   |   |   |   |   |   |   |

**GAME 2 at Ebbets Field, Brooklyn, N.Y., Oct. 2**

|            |                    |   |   |   |   |   |   |   |   |   |   |    |   |
|------------|--------------------|---|---|---|---|---|---|---|---|---|---|----|---|
| NY Yankees | 0                  | 0 | 0 | 1 | 1 | 5 | 0 | 0 | 0 | - | 7 | 10 | 0 |
| BRO        | 0                  | 0 | 1 | 0 | 0 | 0 | 0 | 0 | 0 | - | 1 | 3  | 1 |
| W-Raschi   | L-Erskine A-33,792 |   |   |   |   |   |   |   |   |   |   |    |   |

**GAME 3 at Yankee Stadium, Bronx, N.Y., Oct. 3**

|            |                  |   |   |   |   |   |   |   |   |   |    |   |
|------------|------------------|---|---|---|---|---|---|---|---|---|----|---|
| BRO        | 0                | 0 | 1 | 0 | 1 | 0 | 1 | 2 | - | 5 | 11 | 0 |
| NY Yankees | 0                | 1 | 0 | 0 | 0 | 0 | 1 | 1 | - | 3 | 6  | 2 |
| W-Roe      | L-Lopat A-66,698 |   |   |   |   |   |   |   |   |   |    |   |

**GAME 4 at Yankee Stadium, Bronx, N.Y., Oct. 4**

|            |                  |   |   |   |   |   |   |   |   |   |   |   |
|------------|------------------|---|---|---|---|---|---|---|---|---|---|---|
| BRO        | 0                | 0 | 0 | 0 | 0 | 0 | 0 | 0 | - | 0 | 4 | 1 |
| NY Yankees | 0                | 0 | 0 | 1 | 0 | 0 | 1 | X | - | 2 | 4 | 1 |
| W-Reynolds | L-Black A-71,787 |   |   |   |   |   |   |   |   |   |   |   |

**GAME 5 at Yankee Stadium, Bronx, N.Y., Oct. 5**


|            |                 |   |   |   |   |   |   |   |   |   |   |    |   |
|------------|-----------------|---|---|---|---|---|---|---|---|---|---|----|---|
| BRO        | 0               | 1 | 0 | 3 | 0 | 1 | 0 | 0 | 1 | - | 6 | 10 | 0 |
| NY Yankees | 0               | 0 | 0 | 5 | 0 | 0 | 0 | 0 | 0 | - | 5 | 5  | 1 |
| W-Erskine  | L-Sain A-70,536 |   |   |   |   |   |   |   |   |   |   |    |   |

**GAME 6 at Ebbets Field, Brooklyn, N.Y., Oct. 6**

|            |                 |   |   |   |   |   |   |   |   |   |   |   |
|------------|-----------------|---|---|---|---|---|---|---|---|---|---|---|
| NY Yankees | 0               | 0 | 0 | 0 | 0 | 2 | 1 | 0 | - | 3 | 9 | 0 |
| BRO        | 0               | 0 | 0 | 0 | 1 | 0 | 1 | 0 | - | 2 | 8 | 1 |
| W-Raschi   | L-Loes A-30,037 |   |   |   |   |   |   |   |   |   |   |   |

**GAME 7 at Ebbets Field, Brooklyn, N.Y., Oct. 7**

|            |                  |   |   |   |   |   |   |   |   |   |    |   |
|------------|------------------|---|---|---|---|---|---|---|---|---|----|---|
| NY Yankees | 0                | 0 | 0 | 1 | 1 | 1 | 0 | 0 | - | 4 | 10 | 4 |
| BRO        | 0                | 0 | 0 | 1 | 1 | 0 | 0 | 0 | - | 2 | 8  | 1 |
| W-Reynolds | L-Black A-33,195 |   |   |   |   |   |   |   |   |   |    |   |



**Billy Martin makes a game-saving catch on a two-out, seventh-inning, base-loaded pop-up from Jackie Robinson to preserve the lead in Game 7 of the 1952 World Series.**

## 1953 WORLD SERIES

The Yankees won their all-time record fifth consecutive title...Billy Martin batted .500 (12-for-24) with 2HR and 8RBI...still shares the all-time mark for hits in a six-game World Series...Mickey Mantle won Game 2 with a two-run homer in the eighth inning...added a grand slam in the Game 5 win...Martin drove in the winning run in the Game 6 clincher with a single in the bottom of the ninth.

**Brooklyn Dodgers (NL) 2**  
**New York Yankees (AL) 4**

**GAME 1 at Yankee Stadium, Bronx, N.Y., Sept. 30**

|            |                   |   |   |   |   |   |   |   |   |   |    |   |
|------------|-------------------|---|---|---|---|---|---|---|---|---|----|---|
| BRO        | 0                 | 0 | 0 | 1 | 3 | 1 | 0 | 0 | - | 5 | 12 | 2 |
| NY Yankees | 4                 | 0 | 0 | 1 | 0 | 1 | 3 | X | - | 9 | 12 | 0 |
| W-Sain     | L-Labine A-69,374 |   |   |   |   |   |   |   |   |   |    |   |

**GAME 2 at Yankee Stadium, NY Oct. 1**

|            |                |   |   |   |   |   |   |   |   |   |   |   |
|------------|----------------|---|---|---|---|---|---|---|---|---|---|---|
| BRO        | 0              | 0 | 0 | 2 | 0 | 0 | 0 | 0 | - | 2 | 9 | 1 |
| NY Yankees | 1              | 0 | 0 | 0 | 0 | 1 | 2 | X | - | 4 | 5 | 0 |
| W-Lopat    | L-Roe A-66,786 |   |   |   |   |   |   |   |   |   |   |   |

**GAME 3 at Ebbets Field, Brooklyn, N.Y., Oct. 2**

|            |                   |   |   |   |   |   |   |   |   |   |   |   |
|------------|-------------------|---|---|---|---|---|---|---|---|---|---|---|
| NY Yankees | 0                 | 0 | 0 | 1 | 0 | 0 | 1 | 0 | - | 2 | 6 | 0 |
| BRO        | 0                 | 0 | 0 | 1 | 1 | 0 | 1 | X | - | 3 | 9 | 0 |
| W-Erskine  | L-Raschi A-35,270 |   |   |   |   |   |   |   |   |   |   |   |

**GAME 4 at Ebbets Field, Brooklyn, N.Y., Oct. 3**

|            |                 |   |   |   |   |   |   |   |   |   |   |    |   |
|------------|-----------------|---|---|---|---|---|---|---|---|---|---|----|---|
| NY Yankees | 0               | 0 | 0 | 2 | 0 | 0 | 0 | 1 | - | 3 | 9 | 0  |   |
| BRO        | 3               | 0 | 0 | 1 | 0 | 2 | 1 | 0 | X | - | 7 | 12 | 0 |
| W-Loes     | L-Ford A-36,775 |   |   |   |   |   |   |   |   |   |   |    |   |

**GAME 5 at Ebbets Field, Brooklyn, N.Y., Oct. 4**

|            |                   |   |   |   |   |   |   |   |   |   |    |    |   |
|------------|-------------------|---|---|---|---|---|---|---|---|---|----|----|---|
| NY Yankees | 1                 | 0 | 5 | 0 | 0 | 0 | 3 | 1 | 1 | - | 11 | 11 | 1 |
| BRO        | 0                 | 1 | 0 | 1 | 0 | 0 | 4 | 1 | 1 | - | 7  | 14 | 1 |
| W-McDonald | L-Podres A-36,775 |   |   |   |   |   |   |   |   |   |    |    |   |

**GAME 6 at Yankee Stadium, Bronx, N.Y., Oct. 5**

|            |                   |   |   |   |   |   |   |   |   |   |    |   |
|------------|-------------------|---|---|---|---|---|---|---|---|---|----|---|
| BRO        | 0                 | 0 | 0 | 0 | 1 | 0 | 0 | 2 | - | 3 | 8  | 3 |
| NY Yankees | 2                 | 1 | 0 | 0 | 0 | 0 | 0 | 1 | - | 4 | 13 | 0 |
| W-Reynolds | L-Labine A-62,370 |   |   |   |   |   |   |   |   |   |    |   |

## 1955 WORLD SERIES

Marked the Yankees' first Series loss to the Dodgers after five successive wins (1941, '47, '49, '52, '53)...is the only time the Dodgers triumphed over the Yankees before relocating to Los Angeles in 1958...Brooklyn's Johnny Podres tossed an eight-hit, 2-0, shutout in the Game 7 clincher at Yankee Stadium...with two on and no out in the sixth, Yogi Berra's slicing line drive was famously caught by Brooklyn's Sandy Amoros, who then threw the ball back to the infield to double off Gil McDougald, preventing a potential rally.

**Brooklyn Dodgers (NL) 4**  
**New York Yankees (AL) 3**

**GAME 1 at Yankee Stadium, Bronx, N.Y., Sept. 28**

|            |                     |   |   |   |   |   |   |   |   |   |    |   |   |
|------------|---------------------|---|---|---|---|---|---|---|---|---|----|---|---|
| BRO        | 0                   | 2 | 1 | 0 | 0 | 0 | 2 | 0 | - | 5 | 10 | 0 |   |
| NY Yankees | 0                   | 2 | 1 | 0 | 2 | 0 | 0 | 0 | X | - | 6  | 9 | 1 |
| W-Ford     | L-Newcombe A-63,869 |   |   |   |   |   |   |   |   |   |    |   |   |

**GAME 2 at Yankee Stadium, Bronx, N.Y., Sept. 29**

|            |                 |   |   |   |   |   |   |   |   |   |   |   |   |
|------------|-----------------|---|---|---|---|---|---|---|---|---|---|---|---|
| BRO        | 0               | 0 | 0 | 1 | 1 | 0 | 0 | 0 | 0 | - | 2 | 5 | 2 |
| NY Yankees | 0               | 0 | 0 | 4 | 0 | 0 | 0 | 0 | X | - | 4 | 8 | 0 |
| W-Byrne    | L-Loes A-64,707 |   |   |   |   |   |   |   |   |   |   |   |   |

**GAME 3 at Ebbets Field, Brooklyn, N.Y., Sept. 30**

|            |                   |   |   |   |   |   |   |   |   |   |   |    |   |
|------------|-------------------|---|---|---|---|---|---|---|---|---|---|----|---|
| NY Yankees | 0                 | 2 | 0 | 0 | 0 | 0 | 1 | 0 | 0 | - | 3 | 7  | 0 |
| BRO        | 2                 | 2 | 0 | 2 | 0 | 0 | 2 | 0 | X | - | 8 | 11 | 1 |
| W-Podres   | L-Turley A-34,209 |   |   |   |   |   |   |   |   |   |   |    |   |

**GAME 4 at Ebbets Field, Brooklyn, N.Y., Oct. 1**

|            |                   |   |   |   |   |   |   |   |   |   |    |   |   |
|------------|-------------------|---|---|---|---|---|---|---|---|---|----|---|---|
| NY Yankees | 1                 | 1 | 0 | 1 | 0 | 2 | 0 | 0 | 0 | - | 5  | 9 | 0 |
| BRO        | 0                 | 1 | 3 | 3 | 0 | 1 | 0 | X | - | 8 | 14 | 0 |   |
| W-Labine   | L-Larsen A-36,242 |   |   |   |   |   |   |   |   |   |    |   |   |

**GAME 5 at Ebbets Field, Brooklyn, N.Y., Oct. 2**

|            |                 |   |   |   |   |   |   |   |   |   |   |   |
|------------|-----------------|---|---|---|---|---|---|---|---|---|---|---|
| NY Yankees | 0               | 0 | 0 | 1 | 0 | 1 | 1 | 0 | - | 3 | 6 | 0 |
| BRO        | 0               | 2 | 1 | 0 | 1 | 0 | 1 | X | - | 5 | 9 | 2 |
| W-Craig    | L-Grim A-36,796 |   |   |   |   |   |   |   |   |   |   |   |

**GAME 6 at Yankee Stadium, Bronx, N.Y., Oct. 3**

|            |                    |   |   |   |   |   |   |   |   |   |   |   |
|------------|--------------------|---|---|---|---|---|---|---|---|---|---|---|
| BRO        | 0                  | 0 | 0 | 1 | 0 | 0 | 0 | 0 | - | 1 | 4 | 1 |
| NY Yankees | 5                  | 0 | 0 | 0 | 0 | 0 | 0 | X | - | 5 | 8 | 0 |
| W-Ford     | L-Spooner A-64,022 |   |   |   |   |   |   |   |   |   |   |   |

**GAME 7 at Yankee Stadium, Bronx, N.Y., Oct. 4**

|            |                  |   |   |   |   |   |   |   |   |   |   |   |   |
|------------|------------------|---|---|---|---|---|---|---|---|---|---|---|---|
| BRO        | 0                | 0 | 0 | 1 | 0 | 1 | 0 | 0 | 0 | - | 2 | 5 | 0 |
| NY Yankees | 0                | 0 | 0 | 0 | 0 | 0 | 0 | 0 | 0 | - | 0 | 8 | 1 |
| W-Podres   | L-Byrne A-62,465 |   |   |   |   |   |   |   |   |   |   |   |   |



## 1956 WORLD SERIES

The Yankees lost the first two games in Brooklyn, then came back to win in seven...was highlighted by Don Larsen's Game 5 perfect game caught by Yogi Berra, the only no-hitter in World Series history...Larsen didn't know he was pitching until he got to the park that day...had lasted only 1.2 innings in his Game 2 start, (4R, 0ER, 1H, 4BB)...Berra led the Yankees with a .360 (9-for-25) batting average, 3HR and a then-record 10 RBI...the Yankees hit 12HR, the second-highest total in Series history (San Francisco 14HR in 2002).

**New York Yankees (AL) 4**  
**Brooklyn Dodgers (NL) 3**

### GAME 1 at Ebbets Field, Brooklyn, N.Y., Oct. 3

|            |          |            |   |   |   |   |   |   |   |   |   |   |   |
|------------|----------|------------|---|---|---|---|---|---|---|---|---|---|---|
| NY Yankees | 2        | 0          | 0 | 1 | 0 | 0 | 0 | 0 | - | 3 | 9 | 1 |   |
| BRO        | 0        | 2          | 3 | 1 | 0 | 0 | 0 | 0 | X | - | 6 | 9 | 0 |
| W - Maglie | L - Ford | A - 34,479 |   |   |   |   |   |   |   |   |   |   |   |

### GAME 2 at Ebbets Field, Brooklyn, N.Y., Oct. 5

|             |            |            |   |   |   |   |   |   |   |   |    |    |   |
|-------------|------------|------------|---|---|---|---|---|---|---|---|----|----|---|
| NY Yankees  | 1          | 5          | 0 | 1 | 0 | 0 | 0 | 1 | - | 8 | 12 | 2  |   |
| BRO         | 0          | 6          | 1 | 2 | 2 | 0 | 0 | 2 | X | - | 13 | 12 | 0 |
| W - Bessent | L - Morgan | A - 36,217 |   |   |   |   |   |   |   |   |    |    |   |

### GAME 3 at Yankee Stadium, Bronx, N.Y., Oct. 6

|            |           |            |   |   |   |   |   |   |   |   |   |   |   |
|------------|-----------|------------|---|---|---|---|---|---|---|---|---|---|---|
| BRO        | 0         | 1          | 0 | 0 | 0 | 1 | 1 | 0 | 0 | - | 3 | 8 | 1 |
| NY Yankees | 0         | 1          | 0 | 0 | 3 | 0 | 1 | X | - | 5 | 8 | 1 |   |
| W - Ford   | L - Craig | A - 73,977 |   |   |   |   |   |   |   |   |   |   |   |

### GAME 4 at Yankee Stadium, Bronx, N.Y., Oct. 7

|                |             |            |   |   |   |   |   |   |   |   |   |   |   |
|----------------|-------------|------------|---|---|---|---|---|---|---|---|---|---|---|
| BRO            | 0           | 0          | 0 | 1 | 0 | 0 | 0 | 1 | - | 2 | 6 | 0 |   |
| NY Yankees     | 1           | 0          | 0 | 2 | 0 | 1 | 2 | 0 | X | - | 6 | 7 | 2 |
| W - Sturdivant | L - Erskine | A - 69,705 |   |   |   |   |   |   |   |   |   |   |   |

### GAME 5 at Yankee Stadium, Bronx, N.Y., Oct. 8

|            |            |            |   |   |   |   |   |   |   |   |   |   |
|------------|------------|------------|---|---|---|---|---|---|---|---|---|---|
| BRO        | 0          | 0          | 0 | 0 | 0 | 0 | 0 | 0 | - | 0 | 0 | 0 |
| NY Yankees | 0          | 0          | 0 | 1 | 0 | 0 | 0 | X | - | 2 | 5 | 0 |
| W - Larsen | L - Maglie | A - 64,519 |   |   |   |   |   |   |   |   |   |   |

### GAME 6 at Ebbets Field, Brooklyn, N.Y., Oct. 9

|            |            |            |   |   |   |   |   |   |   |   |   |   |   |
|------------|------------|------------|---|---|---|---|---|---|---|---|---|---|---|
| NY Yankees | 0          | 0          | 0 | 0 | 0 | 0 | 0 | 0 | 0 | - | 0 | 7 | 0 |
| BRO        | 0          | 0          | 0 | 0 | 0 | 0 | 0 | 1 | - | 1 | 4 | 0 |   |
| W - Labine | L - Turley | A - 33,224 |   |   |   |   |   |   |   |   |   |   |   |

### GAME 7 at Ebbets Field, Brooklyn, N.Y., Oct. 10

|            |              |            |   |   |   |   |   |   |   |   |   |    |   |
|------------|--------------|------------|---|---|---|---|---|---|---|---|---|----|---|
| NY Yankees | 2            | 0          | 2 | 1 | 0 | 0 | 4 | 0 | 0 | - | 9 | 10 | 0 |
| BRO        | 0            | 0          | 0 | 0 | 0 | 0 | 0 | 0 | - | 0 | 3 | 1  |   |
| W - Kucks  | L - Newcombe | A - 33,782 |   |   |   |   |   |   |   |   |   |    |   |

## 1957 WORLD SERIES

The Yankees dropped their second seven-game World Series in three years in their first-ever meeting against Milwaukee...the Braves' Lew Burdette won Games 2, 5 and 7, the latter two on seven-hit shutouts...second baseman Jerry Coleman batted .364 (8-for-22) with 2 doubles and 2RBI in a losing effort.

**Milwaukee Braves (NL) 4**  
**New York Yankees (AL) 3**

### GAME 1 at Yankee Stadium, Bronx, N.Y., Oct. 2

|            |           |            |   |   |   |   |   |   |   |   |   |   |   |
|------------|-----------|------------|---|---|---|---|---|---|---|---|---|---|---|
| MIL        | 0         | 0          | 0 | 0 | 0 | 0 | 1 | 0 | 0 | - | 1 | 5 | 0 |
| NY Yankees | 0         | 0          | 0 | 0 | 1 | 2 | 0 | 0 | X | - | 3 | 9 | 1 |
| W - Ford   | L - Spahn | A - 69,476 |   |   |   |   |   |   |   |   |   |   |   |

### GAME 2 at Yankee Stadium, Bronx, N.Y., Oct. 3

|              |            |            |   |   |   |   |   |   |   |   |   |   |   |
|--------------|------------|------------|---|---|---|---|---|---|---|---|---|---|---|
| MIL          | 0          | 1          | 1 | 2 | 0 | 0 | 0 | 0 | 0 | - | 4 | 8 | 0 |
| NY Yankees   | 0          | 1          | 1 | 0 | 0 | 0 | 0 | 0 | 0 | - | 2 | 7 | 2 |
| W - Burdette | L - Shantz | A - 65,202 |   |   |   |   |   |   |   |   |   |   |   |

### GAME 3 at County Stadium, Milwaukee, Oct. 5

|            |          |            |   |   |   |   |   |   |   |   |    |   |   |
|------------|----------|------------|---|---|---|---|---|---|---|---|----|---|---|
| NY Yankees | 3        | 0          | 2 | 2 | 0 | 0 | 5 | 0 | 0 | - | 12 | 9 | 0 |
| MIL        | 0        | 1          | 0 | 0 | 0 | 0 | 0 | 0 | 0 | - | 3  | 8 | 1 |
| W - Larsen | L - Buhl | A - 45,804 |   |   |   |   |   |   |   |   |    |   |   |

### GAME 4 at County Stadium, Milwaukee, Oct. 6

|            |          |            |   |   |   |   |   |   |   |   |    |   |   |
|------------|----------|------------|---|---|---|---|---|---|---|---|----|---|---|
| NY Yankees | 1        | 0          | 0 | 0 | 0 | 0 | 3 | 1 | - | 5 | 11 | 0 |   |
| MIL        | 0        | 0          | 0 | 4 | 0 | 0 | 0 | 0 | 3 | - | 7  | 7 | 0 |
| W - Spahn  | L - Grim | A - 45,804 |   |   |   |   |   |   |   |   |    |   |   |

### GAME 5 at County Stadium, Milwaukee, Oct. 7

|              |          |            |   |   |   |   |   |   |   |   |   |   |
|--------------|----------|------------|---|---|---|---|---|---|---|---|---|---|
| NY Yankees   | 0        | 0          | 0 | 0 | 0 | 0 | 0 | 0 | - | 0 | 7 | 0 |
| MIL          | 0        | 0          | 0 | 0 | 1 | 0 | 0 | X | - | 1 | 6 | 1 |
| W - Burdette | L - Ford | A - 45,811 |   |   |   |   |   |   |   |   |   |   |

### GAME 6 at Yankee Stadium, Bronx, N.Y., Oct. 9

|            |             |            |   |   |   |   |   |   |   |   |   |   |   |
|------------|-------------|------------|---|---|---|---|---|---|---|---|---|---|---|
| MIL        | 0           | 0          | 0 | 0 | 1 | 0 | 1 | 0 | 0 | - | 2 | 4 | 0 |
| NY Yankees | 0           | 0          | 2 | 0 | 0 | 1 | 0 | X | - | 3 | 7 | 0 |   |
| W - Turley | L - Johnson | A - 61,408 |   |   |   |   |   |   |   |   |   |   |   |

### GAME 7 at Yankee Stadium, Bronx, N.Y., Oct. 10

|              |            |            |   |   |   |   |   |   |   |   |   |   |
|--------------|------------|------------|---|---|---|---|---|---|---|---|---|---|
| MIL          | 0          | 0          | 4 | 0 | 0 | 0 | 1 | 0 | - | 5 | 9 | 1 |
| NY Yankees   | 0          | 0          | 0 | 0 | 0 | 0 | 0 | 0 | - | 0 | 7 | 3 |
| W - Burdette | L - Larsen | A - 61,207 |   |   |   |   |   |   |   |   |   |   |

## 1958 WORLD SERIES

The Yankees came back from two-games-to-none and three-games-to-one deficits to win in seven...after getting bombed for 4ER in just 0.1IP in his Game 2 start, Yankees pitcher Bob Turley tossed a five-hit shutout in Game 5 and also got the final out in Game 6 after entering the contest with two on and a one-run lead in the 10th...Turley also earned the victory in Game 7 with 6.2 innings (1ER) in relief of Don Larsen...winning the title gave the Yankees a World Series championship over each of the eight modern NL teams (since 1900)...Hank Bauer batted .323 (10-for-31) with 4HR, making him just one of four Yankees in franchise history to hit four-or-more homers in a single Series (also Ruth 4HR in 1926; Gehrig 4HR in 1928; and Reggie Jackson 5HR in 1977)...was held hitless in Game 4, snapping an all-time Major League-best 17-game World Series hitting streak.

**New York Yankees (AL) 4**  
**Milwaukee Braves (NL) 3**

### GAME 1 at County Stadium, Milwaukee, Oct. 1

|            |           |            |   |   |   |   |   |   |   |   |   |    |   |
|------------|-----------|------------|---|---|---|---|---|---|---|---|---|----|---|
| NY Yankees | 0         | 0          | 0 | 1 | 2 | 0 | 0 | 0 | 0 | - | 3 | 8  | 1 |
| MIL        | 0         | 0          | 0 | 2 | 0 | 0 | 1 | 0 | 1 | - | 4 | 10 | 0 |
| W - Spahn  | L - Duren | A - 46,367 |   |   |   |   |   |   |   |   |   |    |   |

### GAME 2 at County Stadium, Milwaukee, Oct. 2

|              |            |            |   |   |   |   |   |   |   |    |    |   |
|--------------|------------|------------|---|---|---|---|---|---|---|----|----|---|
| NY Yankees   | 1          | 0          | 0 | 1 | 0 | 0 | 0 | 3 | - | 5  | 7  | 0 |
| MIL          | 7          | 1          | 0 | 0 | 0 | 2 | 3 | X | - | 13 | 15 | 1 |
| W - Burdette | L - Turley | A - 46,367 |   |   |   |   |   |   |   |    |    |   |

### GAME 3 at Yankee Stadium, Bronx, N.Y., Oct. 4

|            |          |            |   |   |   |   |   |   |   |   |   |   |   |
|------------|----------|------------|---|---|---|---|---|---|---|---|---|---|---|
| MIL        | 0        | 0          | 0 | 0 | 0 | 0 | 0 | 0 | - | 0 | 6 | 0 |   |
| NY Yankees | 0        | 0          | 0 | 0 | 2 | 0 | 2 | 0 | X | - | 4 | 4 | 0 |
| W - Larsen | L - Rush | A - 71,599 |   |   |   |   |   |   |   |   |   |   |   |

### GAME 4 at Yankee Stadium, Bronx, N.Y., Oct. 5

|            |          |            |   |   |   |   |   |   |   |   |   |   |
|------------|----------|------------|---|---|---|---|---|---|---|---|---|---|
| MIL        | 0        | 0          | 0 | 0 | 1 | 1 | 1 | 0 | - | 3 | 9 | 0 |
| NY Yankees | 0        | 0          | 0 | 0 | 0 | 0 | 0 | 0 | - | 0 | 2 | 1 |
| W - Spahn  | L - Ford | A - 71,563 |   |   |   |   |   |   |   |   |   |   |

### GAME 5 at Yankee Stadium, Bronx, N.Y., Oct. 6

|            |              |            |   |   |   |   |   |   |   |   |   |    |   |
|------------|--------------|------------|---|---|---|---|---|---|---|---|---|----|---|
| MIL        | 0            | 0          | 0 | 0 | 0 | 0 | 0 | 0 | - | 0 | 5 | 0  |   |
| NY Yankees | 0            | 0          | 1 | 0 | 0 | 6 | 0 | 0 | X | - | 7 | 10 | 0 |
| W - Turley | L - Burdette | A - 65,279 |   |   |   |   |   |   |   |   |   |    |   |

### GAME 6 at County Stadium, Milwaukee, Oct. 8

|            |           |            |   |   |   |   |   |   |   |   |   |    |   |
|------------|-----------|------------|---|---|---|---|---|---|---|---|---|----|---|
| NY Yankees | 1         | 0          | 0 | 0 | 1 | 0 | 0 | 0 | 2 | - | 4 | 10 | 1 |
| MIL        | 1         | 1          | 0 | 0 | 0 | 0 | 0 | 0 | 1 | - | 3 | 10 | 4 |
| W - Duren  | L - Spahn | A - 46,367 |   |   |   |   |   |   |   |   |   |    |   |

### GAME 7 at County Stadium, Milwaukee, Oct. 9

|            |              |            |   |   |   |   |   |   |   |   |   |   |
|------------|--------------|------------|---|---|---|---|---|---|---|---|---|---|
| NY Yankees | 0            | 2          | 0 | 0 | 0 | 0 | 4 | 0 | - | 6 | 8 | 0 |
| MIL        | 1            | 0          | 0 | 0 | 1 | 0 | 0 | 0 | - | 2 | 5 | 2 |
| W - Turley | L - Burdette | A - 46,367 |   |   |   |   |   |   |   |   |   |   |



## 1960 WORLD SERIES

Despite outscoring Pittsburgh, 55-27, and setting still-standing World Series marks for runs scored and team batting average (.338), the Yankees lost the decisive Game 7, 10-9, on Bill Mazeroski's ninth-inning "walk-off" homer off Ralph Terry...marked Casey Stengel's final game as Yankees manager...Bobby Richardson batted .367 (11-for-30) and recorded a still-standing record 12RBI, becoming the only player in Baseball history to win the World Series MVP Award on a losing team...Whitney Ford tossed complete game shutouts in Games 3 and 6, allowing just 11H and 2BB in 18.0 Series IP.

**New York Yankees (AL) 3**  
**Pittsburgh Pirates (NL) 4**

### GAME 1 at Forbes Field, Pittsburgh, Oct. 5

|       |       |          |          |   |   |    |   |
|-------|-------|----------|----------|---|---|----|---|
| NYY   | 1 0 0 | 1 0 0    | 0 0 2    | - | 4 | 13 | 2 |
| PIT   | 3 0 0 | 2 0 1    | 0 0 X    | - | 6 | 8  | 0 |
| W-Law |       | L-Ditmar | A-36,676 |   |   |    |   |

### GAME 2 at Forbes Field, Pittsburgh, Oct. 6

|          |       |          |          |   |    |    |   |
|----------|-------|----------|----------|---|----|----|---|
| NYY      | 0 0 2 | 1 2 7    | 3 0 1    | - | 16 | 19 | 1 |
| PIT      | 0 0 0 | 1 0 0    | 0 0 2    | - | 3  | 13 | 1 |
| W-Turley |       | L-Friend | A-37,308 |   |    |    |   |

### GAME 3 at Yankee Stadium, Bronx, N.Y., Oct. 8

|        |       |          |          |   |    |    |   |
|--------|-------|----------|----------|---|----|----|---|
| PIT    | 0 0 0 | 0 0 0    | 0 0 0    | - | 0  | 4  | 0 |
| NYY    | 6 0 0 | 4 0 0    | 0 0 X    | - | 10 | 16 | 1 |
| W-Ford |       | L-Mizell | A-70,001 |   |    |    |   |

### GAME 4 at Yankee Stadium, Bronx, N.Y., Oct. 9

|       |       |         |          |   |   |   |   |
|-------|-------|---------|----------|---|---|---|---|
| PIT   | 0 0 0 | 0 3 0   | 0 0 0    | - | 3 | 7 | 0 |
| NYY   | 0 0 0 | 1 0 0   | 1 0 0    | - | 2 | 8 | 0 |
| W-Law |       | L-Terry | A-67,812 |   |   |   |   |

### GAME 5 at Yankee Stadium, Bronx, N.Y., Oct. 10

|          |       |          |          |   |   |    |   |
|----------|-------|----------|----------|---|---|----|---|
| PIT      | 0 3 1 | 0 0 0    | 0 0 1    | - | 5 | 10 | 2 |
| NYY      | 0 1 1 | 0 0 0    | 0 0 0    | - | 2 | 5  | 2 |
| W-Haddix |       | L-Ditmar | A-62,753 |   |   |    |   |

### GAME 6 at Forbes Field, Pittsburgh, Oct. 12

|        |       |          |          |   |    |    |   |
|--------|-------|----------|----------|---|----|----|---|
| NYY    | 0 1 5 | 0 0 2    | 2 2 0    | - | 12 | 17 | 1 |
| PIT    | 0 0 0 | 0 0 0    | 0 0 0    | - | 0  | 7  | 1 |
| W-Ford |       | L-Friend | A-38,580 |   |    |    |   |

### GAME 7 at Forbes Field, Pittsburgh, Oct. 13

|          |       |         |          |   |    |    |   |
|----------|-------|---------|----------|---|----|----|---|
| NYY      | 0 0 0 | 0 1 4   | 0 2 2    | - | 9  | 13 | 1 |
| PIT      | 2 2 0 | 0 0 0   | 0 5 1    | - | 10 | 11 | 0 |
| W-Haddix |       | L-Terry | A-36,683 |   |    |    |   |



**Bobby Richardson** [crossing home plate] drove in an all-time record 12 runs in the 1960 Fall Classic, becoming the only player to win World Series MVP honors on a losing team.

## 1961 WORLD SERIES

With the Series tied 1-1, the Yankees won Game 3 on a game-tying solo homer by Johnny Blanchard in the eighth and Roger Maris' game-winning solo shot in the ninth...outscored Cincinnati 20-5 in the final two games...Manager Ralph Houk became the third Yankees skipper to win the World Series in his first season managing the club...Hector Lopez led the Yankees with 7RBI in just 9AB...Whitney Ford pitched 14.0 scoreless innings, notching wins in Games 1 and 4.

**Cincinnati Reds (NL) 1**  
**New York Yankees (AL) 4**

### GAME 1 at Yankee Stadium, Bronx, N.Y., Oct. 4

|        |       |           |          |   |   |   |   |
|--------|-------|-----------|----------|---|---|---|---|
| CIN    | 0 0 0 | 0 0 0     | 0 0 0    | - | 0 | 2 | 0 |
| NYY    | 0 0 0 | 1 0 1     | 0 0 X    | - | 2 | 6 | 0 |
| W-Ford |       | L-O'Toole | A-62,397 |   |   |   |   |

### GAME 2 at Yankee Stadium, Bronx, N.Y., Oct. 5

|       |       |         |          |   |   |   |   |
|-------|-------|---------|----------|---|---|---|---|
| CIN   | 0 0 0 | 2 1 1   | 0 2 0    | - | 6 | 9 | 0 |
| NYY   | 0 0 0 | 2 0 0   | 0 0 0    | - | 2 | 4 | 3 |
| W-Jay |       | L-Terry | A-63,083 |   |   |   |   |

### GAME 3 at Crosley Field, Cincinnati, Oct. 7

|          |       |          |          |   |   |   |   |
|----------|-------|----------|----------|---|---|---|---|
| NYY      | 0 0 0 | 0 0 0    | 1 1 1    | - | 3 | 6 | 1 |
| CIN      | 0 1 0 | 0 0 0    | 1 0 0    | - | 2 | 8 | 0 |
| W-Arroyo |       | L-Purkey | A-32,589 |   |   |   |   |

### GAME 4 at Crosley Field, Cincinnati, Oct. 8

|        |       |           |          |   |   |    |   |
|--------|-------|-----------|----------|---|---|----|---|
| NYY    | 0 0 0 | 1 1 2     | 3 0 0    | - | 7 | 11 | 0 |
| CIN    | 0 0 0 | 0 0 0     | 0 0 0    | - | 0 | 5  | 1 |
| W-Ford |       | L-O'Toole | A-32,589 |   |   |    |   |

### GAME 5 at Crosley Field, Cincinnati, Oct. 9

|         |       |       |          |   |    |    |   |
|---------|-------|-------|----------|---|----|----|---|
| NYY     | 5 1 0 | 5 0 2 | 0 0 0    | - | 13 | 15 | 1 |
| CIN     | 0 0 3 | 0 2 0 | 0 0 0    | - | 5  | 11 | 3 |
| W-Daley |       | L-Jay | A-32,589 |   |    |    |   |

## 1962 WORLD SERIES

The Yankees clinched a tight seven-game Series on a 1-0, four-hit, Game 7 shutout from Ralph Terry...scored their only run on Tony Kubek's fifth-inning double-play ground out...the Giants' Willie McCovey lined out to second baseman Bobby Richardson for the final out of the Series...Terry allowed just 17H and 5ER in 25.0 Series IP, taking home the MVP Award...the teams combined for just 41 total runs in a Series that stretched over 13 days due to rainouts.

**New York Yankees (AL) 4**  
**San Francisco Giants (NL) 3**

### GAME 1 at Candlestick Park, San Francisco, Oct. 4

|        |       |          |          |   |   |    |   |
|--------|-------|----------|----------|---|---|----|---|
| NYY    | 2 0 0 | 0 0 0    | 1 2 1    | - | 6 | 11 | 0 |
| SF     | 0 1 1 | 0 0 0    | 0 0 0    | - | 2 | 10 | 0 |
| W-Ford |       | L-O'Dell | A-43,852 |   |   |    |   |

### GAME 2 at Candlestick Park, San Francisco, Oct. 5

|           |       |         |          |   |   |   |   |
|-----------|-------|---------|----------|---|---|---|---|
| NYY       | 0 0 0 | 0 0 0   | 0 0 0    | - | 0 | 3 | 1 |
| SF        | 1 0 0 | 0 0 0   | 1 0 X    | - | 2 | 6 | 0 |
| W-Sanford |       | L-Terry | A-43,910 |   |   |   |   |

### GAME 3 at Yankee Stadium, Bronx, N.Y., Oct. 7

|            |       |          |          |   |   |   |   |
|------------|-------|----------|----------|---|---|---|---|
| SF         | 0 0 0 | 0 0 0    | 0 0 2    | - | 2 | 4 | 3 |
| NYY        | 0 0 0 | 0 0 0    | 3 0 X    | - | 3 | 5 | 1 |
| W-Stafford |       | L-Pierce | A-71,434 |   |   |   |   |

### GAME 4 at Yankee Stadium, Bronx, N.Y., Oct. 8

|          |       |          |          |   |   |   |   |
|----------|-------|----------|----------|---|---|---|---|
| SF       | 0 2 0 | 0 0 0    | 4 0 1    | - | 7 | 9 | 1 |
| NYY      | 0 0 0 | 0 0 2    | 0 0 1    | - | 3 | 9 | 1 |
| W-Larsen |       | L-Coates | A-66,607 |   |   |   |   |

### GAME 5 at Yankee Stadium, Bronx, N.Y., Oct. 10

|         |       |           |          |   |   |   |   |
|---------|-------|-----------|----------|---|---|---|---|
| SF      | 0 0 1 | 0 1 0     | 0 0 1    | - | 3 | 8 | 2 |
| NYY     | 0 0 0 | 1 0 1     | 0 3 X    | - | 5 | 6 | 0 |
| W-Terry |       | L-Sanford | A-63,165 |   |   |   |   |



**GAME 6 at Candlestick Park, San Francisco, Oct. 15**

|            |        |          |       |   |   |    |   |
|------------|--------|----------|-------|---|---|----|---|
| NY Yankees | 0 0 0  | 0 1 0    | 0 1 0 | - | 2 | 3  | 2 |
| SF Giants  | 0 0 0  | 3 2 0    | 0 0 X | - | 5 | 10 | 1 |
| W-Pierce   | L-Ford | A-43,948 |       |   |   |    |   |

**GAME 7 at Candlestick Park, San Francisco, Oct. 16**

|            |           |          |       |   |   |   |   |
|------------|-----------|----------|-------|---|---|---|---|
| NY Yankees | 0 0 0     | 0 1 0    | 0 0 0 | - | 1 | 7 | 0 |
| SF Giants  | 0 0 0     | 0 0 0    | 0 0 0 | - | 0 | 4 | 1 |
| W-Terry    | L-Sanford | A-43,948 |       |   |   |   |   |

**1963 WORLD SERIES**

The Yankees were swept despite allowing just 12 overall runs, marking just one of two four-game Series exits in franchise history (also 1976 vs. Cincinnati)...scored just four runs and batted .171 over the four games, marking the third and fifth-lowest all-time totals, respectively, by any team in a World Series.

**Los Angeles Dodgers (NL) 4****New York Yankees (AL) 0****GAME 1 at Yankee Stadium, Bronx, N.Y., Oct. 2**

|            |        |          |       |   |   |   |   |
|------------|--------|----------|-------|---|---|---|---|
| LAD        | 0 4 1  | 0 0 0    | 0 0 0 | - | 5 | 9 | 0 |
| NY Yankees | 0 0 0  | 0 0 0    | 0 2 0 | - | 2 | 6 | 0 |
| W-Koufax   | L-Ford | A-69,000 |       |   |   |   |   |

**GAME 2 at Yankee Stadium, Bronx, N.Y., Oct. 3**

|            |           |          |       |   |   |    |   |
|------------|-----------|----------|-------|---|---|----|---|
| LAD        | 2 0 0     | 1 0 0    | 0 1 0 | - | 4 | 10 | 1 |
| NY Yankees | 0 0 0     | 0 0 0    | 0 0 1 | - | 1 | 7  | 0 |
| W-Podres   | L-Downing | A-66,455 |       |   |   |    |   |

**GAME 3 at Dodger Stadium, Los Angeles, Oct. 5**

|            |          |          |       |   |   |   |   |
|------------|----------|----------|-------|---|---|---|---|
| NY Yankees | 0 0 0    | 0 0 0    | 0 0 0 | - | 0 | 3 | 0 |
| LAD        | 1 0 0    | 0 0 0    | 0 0 X | - | 1 | 4 | 1 |
| W-Drysdale | L-Bouton | A-55,912 |       |   |   |   |   |

**GAME 4 at Dodger Stadium, Los Angeles, Oct. 6**

|            |        |          |       |   |   |   |   |
|------------|--------|----------|-------|---|---|---|---|
| NY Yankees | 0 0 0  | 0 0 0    | 1 0 0 | - | 1 | 6 | 1 |
| LAD        | 0 0 0  | 0 1 0    | 1 0 X | - | 2 | 2 | 1 |
| W-Koufax   | L-Ford | A-55,912 |       |   |   |   |   |

**1964 WORLD SERIES**

The Yankees' seven-game loss marked Mickey Mantle's final World Series...batted .333 (8-for-24) with 3HR, giving him a record 18 World Series HR for his career...Jim Bouton won both of his starts, allowing just 3ER in 17.1IP...Bobby Richardson batted .406 (13-for-32), setting an all-time record for hits in a Series (since tied by Lou Brock in 1968 and Marty Barrett in 1986).

**New York Yankees (AL) 3****St. Louis Cardinals (NL) 4****GAME 1 at Busch Stadium, St. Louis, Oct. 7**

|               |        |          |       |   |   |    |   |
|---------------|--------|----------|-------|---|---|----|---|
| NY Yankees    | 0 3 0  | 0 1 0    | 0 1 0 | - | 5 | 12 | 2 |
| STL Cardinals | 1 1 0  | 0 0 4    | 0 3 X | - | 9 | 12 | 0 |
| W-Sadecki     | L-Ford | A-30,805 |       |   |   |    |   |

**GAME 2 at Busch Stadium, St. Louis, Oct. 8**

|               |          |          |       |   |   |    |   |
|---------------|----------|----------|-------|---|---|----|---|
| NY Yankees    | 0 0 0    | 1 0 1    | 2 0 4 | - | 8 | 12 | 0 |
| STL Cardinals | 0 0 1    | 0 0 0    | 0 1 1 | - | 3 | 7  | 0 |
| W-Stottlemire | L-Gibson | A-30,805 |       |   |   |    |   |

**GAME 3 at Yankee Stadium, Bronx, N.Y., Oct. 10**

|               |           |          |       |   |   |   |   |
|---------------|-----------|----------|-------|---|---|---|---|
| STL Cardinals | 0 0 0     | 0 1 0    | 0 0 0 | - | 1 | 6 | 0 |
| NY Yankees    | 0 1 0     | 0 0 0    | 0 0 1 | - | 2 | 5 | 2 |
| W-Bouton      | L-Schultz | A-67,101 |       |   |   |   |   |

**GAME 4 at Yankee Stadium, Bronx, N.Y., Oct. 11**

|               |           |          |       |   |   |   |   |
|---------------|-----------|----------|-------|---|---|---|---|
| STL Cardinals | 0 0 0     | 0 0 4    | 0 0 0 | - | 4 | 6 | 1 |
| NY Yankees    | 3 0 0     | 0 0 0    | 0 0 0 | - | 3 | 6 | 1 |
| W-Craig       | L-Downing | A-66,312 |       |   |   |   |   |

**GAME 5 at Yankee Stadium, Bronx, N.Y., Oct. 12**

|               |             |          |       |   |   |    |   |
|---------------|-------------|----------|-------|---|---|----|---|
| STL Cardinals | 0 0 0       | 0 2 0    | 0 0 3 | - | 5 | 10 | 1 |
| NY Yankees    | 0 0 0       | 0 0 0    | 0 2 0 | - | 2 | 6  | 2 |
| W-Gibson      | L-Mikkelsen | A-65,633 |       |   |   |    |   |

**GAME 6 at Busch Stadium, St. Louis, Oct. 14**

|               |           |          |       |   |   |    |   |
|---------------|-----------|----------|-------|---|---|----|---|
| NY Yankees    | 0 0 0     | 0 1 2    | 0 5 0 | - | 8 | 10 | 0 |
| STL Cardinals | 1 0 0     | 0 0 0    | 0 1 1 | - | 3 | 10 | 1 |
| W-Bouton      | L-Simmons | A-30,805 |       |   |   |    |   |

**GAME 7 at Busch Stadium, St. Louis, Oct. 15**

|               |               |          |       |   |   |    |   |
|---------------|---------------|----------|-------|---|---|----|---|
| NY Yankees    | 0 0 0         | 0 0 3    | 0 0 2 | - | 5 | 9  | 2 |
| STL Cardinals | 0 0 0         | 3 3 0    | 1 0 X | - | 7 | 10 | 1 |
| W-Gibson      | L-Stottlemire | A-30,346 |       |   |   |    |   |

**1976 CHAMPIONSHIP SERIES**

Chris Chambliss batted .524 (11-for-21) with 2HR and 8RBI, including the Series-winning "walk-off" home run off the Royals' Mark Littell in Game 5.

**Kansas City Royals (AL) 2****New York Yankees (AL) 3****GAME 1 at Royals Stadium, Kansas City, Mo., Oct. 9**

|            |        |          |          |   |   |    |   |
|------------|--------|----------|----------|---|---|----|---|
| NY Yankees | 2 0 0  | 0 0 0    | 0 0 2    | - | 4 | 12 | 0 |
| KC Royals  | 0 0 0  | 0 0 0    | 0 1 0    | - | 1 | 5  | 2 |
| W-Hunter   | L-Gura | S-(none) | A-41,077 |   |   |    |   |

**GAME 2 at Royals Stadium, Kansas City, Mo., Oct. 10**

|              |            |          |          |   |   |    |   |
|--------------|------------|----------|----------|---|---|----|---|
| NY Yankees   | 0 1 2      | 0 0 0    | 0 0 0    | - | 3 | 12 | 5 |
| KC Royals    | 2 0 0      | 0 0 2    | 0 3 X    | - | 7 | 9  | 0 |
| W-Splitterff | L-Figueroa | S-(none) | A-41,091 |   |   |    |   |

**GAME 3 at Yankee Stadium, Bronx, N.Y., Oct. 12**

|            |           |        |          |   |   |   |   |
|------------|-----------|--------|----------|---|---|---|---|
| KC Royals  | 3 0 0     | 0 0 0  | 0 0 0    | - | 3 | 6 | 0 |
| NY Yankees | 0 0 0     | 2 0 3  | 0 0 X    | - | 5 | 9 | 0 |
| W-Ellis    | L-Hassler | S-Lyle | A-56,808 |   |   |   |   |

**GAME 4 at Yankee Stadium, Bronx, N.Y., Oct. 13**

|            |          |           |          |   |   |    |   |
|------------|----------|-----------|----------|---|---|----|---|
| KC Royals  | 0 3 0    | 2 0 1     | 0 1 0    | - | 7 | 9  | 1 |
| NY Yankees | 0 2 0    | 0 0 0     | 1 0 1    | - | 4 | 11 | 0 |
| W-Bird     | L-Hunter | S-Mingori | A-56,355 |   |   |    |   |

**GAME 5 at Yankee Stadium, Bronx, N.Y., Oct. 14**

|            |           |          |          |   |   |    |   |
|------------|-----------|----------|----------|---|---|----|---|
| KC Royals  | 2 1 0     | 0 0 0    | 0 3 0    | - | 6 | 11 | 1 |
| NY Yankees | 2 0 2     | 0 0 2    | 0 0 1    | - | 7 | 11 | 1 |
| W-Tidrow   | L-Littell | S-(none) | A-56,821 |   |   |    |   |

**1976 WORLD SERIES**

Marked the Yankees' first World Series appearance after a 11-year drought...was the first Series appearance under the majority ownership of George M. Steinbrenner...also was the club's first Series following the 1974-75 remodeling of the original Yankee Stadium...was the second and last time the Yankees have been swept in a Series...Thurman Munson led the Yankees, batting .529 (9-for-17) with 2R and 2RBI.

**New York Yankees (AL) 0****Cincinnati Reds (NL) 4****GAME 1 at Riverfront Stadium, Cincinnati, Oct. 16**

|            |             |          |          |   |   |    |   |
|------------|-------------|----------|----------|---|---|----|---|
| NY Yankees | 0 1 0       | 0 0 0    | 0 0 0    | - | 1 | 5  | 1 |
| CIN Reds   | 1 0 1       | 0 0 1    | 2 0 X    | - | 5 | 10 | 1 |
| W-Gullett  | L-Alexander | S-(none) | A-54,826 |   |   |    |   |

**GAME 2 at Riverfront Stadium, Cincinnati, Oct. 17**

|              |          |          |          |   |   |    |   |
|--------------|----------|----------|----------|---|---|----|---|
| NY Yankees   | 0 0 0    | 1 0 0    | 2 0 0    | - | 3 | 9  | 1 |
| CIN Reds     | 0 3 0    | 0 0 0    | 0 0 1    | - | 4 | 10 | 0 |
| W-Billingham | L-Hunter | S-(none) | A-54,816 |   |   |    |   |

**GAME 3 at Yankee Stadium, Bronx, N.Y., Oct. 19**

|            |         |            |          |   |   |    |   |
|------------|---------|------------|----------|---|---|----|---|
| CIN Reds   | 0 3 0   | 1 0 0      | 0 2 0    | - | 6 | 13 | 2 |
| NY Yankees | 0 0 0   | 1 0 0      | 1 0 0    | - | 2 | 8  | 0 |
| W-Zachary  | L-Ellis | S-McEnaney | A-56,667 |   |   |    |   |

**GAME 4 at Yankee Stadium, Bronx, N.Y., Oct. 21**

|            |            |            |          |   |   |   |   |
|------------|------------|------------|----------|---|---|---|---|
| CIN Reds   | 0 0 0      | 3 0 0      | 0 0 4    | - | 7 | 9 | 2 |
| NY Yankees | 1 0 0      | 0 1 0      | 0 0 0    | - | 2 | 8 | 0 |
| W-Nolan    | L-Figueroa | S-McEnaney | A-56,700 |   |   |   |   |



### 1977 CHAMPIONSHIP SERIES

Sparky Lyle appeared in four of the five games and recorded wins in relief in Game 4 (5.1IP, 2H, 0R, 0BB, 1K) and Game 5 (1.1IP, 1H, 0R, 1K)...the Yankees scored 1R in the eighth and 3R in the ninth to win the Game 5 clincher, 5-3.

**New York Yankees (AL) 3**  
**Kansas City Royals (AL) 2**

**GAME 1 at Yankee Stadium, Bronx, N.Y., Oct. 5**

|    |              |    |         |    |        |    |        |   |   |   |   |   |
|----|--------------|----|---------|----|--------|----|--------|---|---|---|---|---|
| KC | 2            | 2  | 0       | 0  | 0      | 1  | 0      | - | 7 | 9 | 0 |   |
| NY | 0            | 0  | 2       | 0  | 0      | 0  | 0      | 0 | - | 2 | 9 | 0 |
| W- | Splitterhoff | L- | Gullett | S- | (none) | A- | 54,930 |   |   |   |   |   |

**GAME 2 at Yankee Stadium, Bronx, N.Y., Oct. 6**

|    |        |    |         |    |        |    |        |   |   |   |    |   |
|----|--------|----|---------|----|--------|----|--------|---|---|---|----|---|
| KC | 0      | 0  | 1       | 0  | 0      | 0  | 0      | - | 2 | 3 | 1  |   |
| NY | 0      | 0  | 0       | 2  | 3      | 0  | 1      | X | - | 6 | 10 | 1 |
| W- | Guidry | L- | Hassler | S- | (none) | A- | 56,230 |   |   |   |    |   |

**GAME 3 at Royals Stadium, Kansas City, Mo., Oct. 7**

|    |         |    |        |    |        |    |        |   |   |   |   |    |   |
|----|---------|----|--------|----|--------|----|--------|---|---|---|---|----|---|
| NY | 0       | 0  | 0      | 1  | 0      | 0  | 0      | 1 | - | 2 | 4 | 1  |   |
| KC | 0       | 1  | 1      | 0  | 1      | 2  | 1      | 0 | X | - | 6 | 12 | 1 |
| W- | Leonard | L- | Torrez | S- | (none) | A- | 41,285 |   |   |   |   |    |   |

**GAME 4 at Royals Stadium, Kansas City, Mo., Oct. 8**

|    |      |    |      |    |        |    |        |   |   |   |    |   |
|----|------|----|------|----|--------|----|--------|---|---|---|----|---|
| NY | 1    | 2  | 1    | 0  | 0      | 0  | 0      | 1 | - | 6 | 13 | 0 |
| KC | 0    | 0  | 2    | 0  | 0      | 0  | 0      | 0 | - | 4 | 8  | 2 |
| W- | Lyle | L- | Gura | S- | (none) | A- | 41,135 |   |   |   |    |   |

**GAME 5 at Royals Stadium, Kansas City, Mo., Oct. 9**

|    |      |    |         |    |        |    |        |   |   |   |    |   |
|----|------|----|---------|----|--------|----|--------|---|---|---|----|---|
| NY | 0    | 0  | 1       | 0  | 0      | 0  | 1      | 3 | - | 5 | 10 | 0 |
| KC | 2    | 0  | 1       | 0  | 0      | 0  | 0      | 0 | - | 3 | 10 | 1 |
| W- | Lyle | L- | Leonard | S- | (none) | A- | 41,133 |   |   |   |    |   |

### 1977 WORLD SERIES

The Yankees snapped a 14-season championship drought, defeating the Dodgers in six games...in the Game 6 clincher, Reggie Jackson joined Babe Ruth (twice, 1926 Game 4 and 1928 Game 4) as the only players to hit 3HR in a single World Series game (since matched by Albert Pujols-2011 Game 3; and Pablo Sandoval-2012 Game 1)...batted .450 (9-for-20) with 10R (tied for most all time), 5HR (tied for most all time) and 8RBI, taking home the Series MVP...Mike Torrez won both of his starts, tossing complete-game wins in Games 3 and 6.

**Los Angeles Dodgers (NL) 2**  
**New York Yankees (AL) 4**

**GAME 1 at Yankee Stadium, Bronx, N.Y., Oct. 11**

|     |      |    |        |    |        |    |        |   |   |   |   |   |    |   |
|-----|------|----|--------|----|--------|----|--------|---|---|---|---|---|----|---|
| LAD | 2    | 0  | 0      | 0  | 0      | 0  | 1      | 0 | 0 | 0 | - | 3 | 6  | 0 |
| NY  | 1    | 0  | 0      | 0  | 1      | 0  | 1      | 0 | 0 | 1 | - | 4 | 11 | 0 |
| W-  | Lyle | L- | Rhoden | S- | (none) | A- | 56,668 |   |   |   |   |   |    |   |

**GAME 2 at Yankee Stadium, Bronx, N.Y., Oct. 12**

|     |        |    |        |    |        |    |        |   |   |   |   |   |  |  |
|-----|--------|----|--------|----|--------|----|--------|---|---|---|---|---|--|--|
| LAD | 2      | 1  | 2      | 0  | 0      | 0  | 0      | 1 | - | 6 | 9 | 0 |  |  |
| NY  | 0      | 0  | 0      | 1  | 0      | 0  | 0      | 0 | - | 1 | 5 | 0 |  |  |
| W-  | Hooton | L- | Hunter | S- | (none) | A- | 56,691 |   |   |   |   |   |  |  |

**GAME 3 at Dodger Stadium, Los Angeles, Oct. 14**

|     |        |    |      |    |        |    |        |   |   |   |    |   |  |  |
|-----|--------|----|------|----|--------|----|--------|---|---|---|----|---|--|--|
| NY  | 3      | 0  | 0    | 1  | 1      | 0  | 0      | 0 | - | 5 | 10 | 0 |  |  |
| LAD | 0      | 0  | 3    | 0  | 0      | 0  | 0      | 0 | - | 3 | 7  | 1 |  |  |
| W-  | Torrez | L- | John | S- | (none) | A- | 55,992 |   |   |   |    |   |  |  |

**GAME 4 at Dodger Stadium, Los Angeles, Oct. 15**

|     |        |    |     |    |        |    |        |   |   |   |   |   |  |  |
|-----|--------|----|-----|----|--------|----|--------|---|---|---|---|---|--|--|
| NY  | 0      | 3  | 0   | 0  | 0      | 1  | 0      | 0 | - | 4 | 7 | 0 |  |  |
| LAD | 0      | 0  | 2   | 0  | 0      | 0  | 0      | 0 | - | 2 | 4 | 0 |  |  |
| W-  | Guidry | L- | Rau | S- | (none) | A- | 55,995 |   |   |   |   |   |  |  |

**GAME 5 at Dodger Stadium, Los Angeles, Oct. 16**

|     |        |    |         |    |        |    |        |   |   |   |    |    |   |  |
|-----|--------|----|---------|----|--------|----|--------|---|---|---|----|----|---|--|
| NY  | 0      | 0  | 0       | 0  | 0      | 2  | 2      | 0 | - | 4 | 9  | 2  |   |  |
| LAD | 1      | 0  | 0       | 4  | 3      | 2  | 0      | 0 | X | - | 10 | 13 | 0 |  |
| W-  | Sutton | L- | Gullett | S- | (none) | A- | 55,955 |   |   |   |    |    |   |  |

**GAME 6 at Yankee Stadium, Bronx, N.Y., Oct. 18**

|     |        |    |        |    |        |    |        |   |   |   |   |   |   |  |
|-----|--------|----|--------|----|--------|----|--------|---|---|---|---|---|---|--|
| LAD | 2      | 0  | 1      | 0  | 0      | 0  | 0      | 1 | - | 4 | 9 | 0 |   |  |
| NY  | 0      | 2  | 0      | 3  | 2      | 0  | 0      | 1 | X | - | 8 | 8 | 1 |  |
| W-  | Torrez | L- | Hooton | S- | (none) | A- | 56,407 |   |   |   |   |   |   |  |

### 1978 CHAMPIONSHIP SERIES

Reggie Jackson led the Yankees in batting .462 (6-for-13), HR (2) and RBI (6)...Ron Guidry (8.0IP, 1ER) and Goose Gossage (1.0IP, 0ER) pitched the Yankees to a Game 4 win.

**Kansas City Royals (AL) 1**  
**New York Yankees (AL) 3**

**GAME 1 at Royals Stadium, Kansas City, Mo., Oct. 3**

|    |         |    |         |    |      |    |        |   |   |   |   |    |   |  |
|----|---------|----|---------|----|------|----|--------|---|---|---|---|----|---|--|
| NY | 0       | 1  | 1       | 0  | 2    | 0  | 0      | 3 | 0 | - | 7 | 16 | 0 |  |
| KC | 0       | 0  | 0       | 0  | 1    | 0  | 0      | 0 | 0 | - | 1 | 2  | 2 |  |
| W- | Beattie | L- | Leonard | S- | Clay | A- | 41,143 |   |   |   |   |    |   |  |

**GAME 2 at Royals Stadium, Kansas City, Mo., Oct. 4**

|    |      |    |          |    |        |    |        |   |   |    |    |   |  |  |
|----|------|----|----------|----|--------|----|--------|---|---|----|----|---|--|--|
| NY | 0    | 0  | 0        | 0  | 0      | 2  | 2      | 0 | - | 4  | 12 | 1 |  |  |
| KC | 1    | 4  | 0        | 0  | 0      | 3  | 2      | X | - | 10 | 16 | 1 |  |  |
| W- | Gura | L- | Figueroa | S- | (none) | A- | 41,158 |   |   |    |    |   |  |  |

**GAME 3 at Yankee Stadium, Bronx, N.Y., Oct. 6**

|    |         |    |      |    |        |    |        |   |   |   |    |    |   |  |
|----|---------|----|------|----|--------|----|--------|---|---|---|----|----|---|--|
| KC | 1       | 0  | 1    | 0  | 1      | 0  | 2      | 0 | - | 5 | 10 | 1  |   |  |
| NY | 0       | 1  | 0    | 2  | 0      | 1  | 0      | 2 | X | - | 6  | 10 | 0 |  |
| W- | Gossage | L- | Bird | S- | (none) | A- | 55,535 |   |   |   |    |    |   |  |

**GAME 4 at Yankee Stadium, Bronx, N.Y., Oct. 7**

|    |        |    |         |    |         |    |        |   |   |   |   |   |   |  |
|----|--------|----|---------|----|---------|----|--------|---|---|---|---|---|---|--|
| KC | 1      | 0  | 0       | 0  | 0       | 0  | 0      | 0 | - | 1 | 7 | 0 |   |  |
| NY | 0      | 1  | 0       | 0  | 0       | 1  | 0      | 0 | X | - | 2 | 4 | 0 |  |
| W- | Guidry | L- | Leonard | S- | Gossage | A- | 56,356 |   |   |   |   |   |   |  |

### 1978 WORLD SERIES

The Yankees defeated the Dodgers for the second consecutive year, 4-games-to-2...Series cemented Graig Nettles' reputation for defensive excellence...Bucky Dent won the MVP, batting .417 (10-for-24) with 7RBI...second baseman Brian Doyle, filling in for the injured Willie Randolph, batted .438 (7-for-16) with 4R...Catfish Hunter allowed just 2ER in 7.0IP in recording the win in the Game 6 clincher at Los Angeles.

**New York Yankees (AL) 4**  
**Los Angeles Dodgers (NL) 2**

**GAME 1 at Dodger Stadium, Los Angeles, Oct. 10**

|     |      |    |          |    |        |    |        |   |   |   |    |    |   |  |
|-----|------|----|----------|----|--------|----|--------|---|---|---|----|----|---|--|
| NY  | 0    | 0  | 0        | 0  | 0      | 3  | 2      | 0 | - | 5 | 9  | 1  |   |  |
| LAD | 0    | 3  | 0        | 3  | 1      | 0  | 3      | 1 | X | - | 11 | 15 | 2 |  |
| W-  | John | L- | Figueroa | S- | (none) | A- | 55,997 |   |   |   |    |    |   |  |

**GAME 2 at Dodger Stadium, Los Angeles, Oct. 11**

|     |        |    |        |    |       |    |        |   |   |   |    |   |   |  |
|-----|--------|----|--------|----|-------|----|--------|---|---|---|----|---|---|--|
| NY  | 0      | 2  | 0      | 0  | 0     | 1  | 0      | 0 | - | 3 | 11 | 0 |   |  |
| LAD | 0      | 0  | 0      | 1  | 0     | 3  | 0      | 0 | X | - | 4  | 7 | 0 |  |
| W-  | Hooton | L- | Hunter | S- | Welch | A- | 55,982 |   |   |   |    |   |   |  |

**GAME 3 at Yankee Stadium, Bronx, N.Y., Oct. 13**

|     |        |    |        |    |        |    |        |   |   |   |    |   |  |  |
|-----|--------|----|--------|----|--------|----|--------|---|---|---|----|---|--|--|
| LAD | 0      | 0  | 1      | 0  | 0      | 0  | 0      | 0 | - | 1 | 8  | 0 |  |  |
| NY  | 1      | 1  | 0      | 0  | 0      | 3  | 0      | X | - | 5 | 10 | 1 |  |  |
| W-  | Guidry | L- | Sutton | S- | (none) | A- | 56,447 |   |   |   |    |   |  |  |

**GAME 4 at Yankee Stadium, Bronx, N.Y., Oct. 14**

|     |         |    |       |    |        |    |        |   |   |   |   |   |   |  |
|-----|---------|----|-------|----|--------|----|--------|---|---|---|---|---|---|--|
| LAD | 0       | 0  | 0     | 3  | 0      | 0  | 0      | 0 | 0 | - | 3 | 6 | 1 |  |
| NY  | 0       | 0  | 0     | 0  | 2      | 0  | 1      | 0 | 1 | - | 4 | 9 | 0 |  |
| W-  | Gossage | L- | Welch | S- | (none) | A- | 56,445 |   |   |   |   |   |   |  |

**GAME 5 at Yankee Stadium, Bronx, N.Y., Oct. 15**

|     |         |    |        |    |        |    |        |   |   |    |    |   |  |  |
|-----|---------|----|--------|----|--------|----|--------|---|---|----|----|---|--|--|
| LAD | 1       | 0  | 1      | 0  | 0      | 0  | 0      | 0 | - | 2  | 9  | 3 |  |  |
| NY  | 0       | 4  | 3      | 0  | 0      | 4  | 1      | X | - | 12 | 18 | 0 |  |  |
| W-  | Beattie | L- | Hooton | S- | (none) | A- | 56,448 |   |   |    |    |   |  |  |

**GAME 6 at Dodger Stadium, Los Angeles, Oct. 17**

|     |        |    |        |    |        |    |        |   |   |   |    |   |  |  |
|-----|--------|----|--------|----|--------|----|--------|---|---|---|----|---|--|--|
| NY  | 0      | 3  | 0      | 0  | 2      | 2  | 0      | 0 | - | 7 | 11 | 0 |  |  |
| LAD | 1      | 0  | 1      | 0  | 0      | 0  | 0      | 0 | - | 2 | 7  | 1 |  |  |
| W-  | Hunter | L- | Sutton | S- | (none) | A- | 55,985 |   |   |   |    |   |  |  |

## 1980 CHAMPIONSHIP SERIES

The Yankees scored just two runs in each game, marking the first time in franchise history the Yankees had been swept in the ALCS.

**Kansas City Royals (AL) 3**  
**New York Yankees (AL) 0**

### GAME 1 at Royals Stadium, Kansas City, Mo., Oct. 8

NY Yankees 0 2 0 0 0 0 0 0 0 - 2 10 1  
KC Royals 0 2 2 0 0 0 1 2 X - 7 10 0  
W-Gura L-Guidry S-(none) A-42,598

### GAME 2 at Royals Stadium, Kansas City, Mo., Oct. 9

NY Yankees 0 0 0 0 2 0 0 0 0 - 2 8 0  
KC Royals 0 0 3 0 0 0 0 0 X - 3 6 0  
W-Leonard L-May S-Quisenberry A-42,633

### GAME 3 at Yankee Stadium, Bronx, N.Y., Oct. 10

KC Royals 0 0 0 0 1 0 3 0 0 - 4 12 1  
NY Yankees 0 0 0 0 2 0 0 0 0 - 2 8 0  
W-Quisenberry L-Gossage S-(none) A-56,588

## 1981 DIVISION SERIES

The Yankees almost squandered a two-games-to-none lead...Dave Righetti recorded two wins (one as a starter in Game 2 and one as a reliever in Game 5)...Oscar Gamble went 6-for-10 with 2HR and 4RBI in the series.

**Milwaukee Brewers (AL) 2**  
**New York Yankees (AL) 3**

### GAME 1 at County Stadium, Milwaukee, Oct. 7

NY Yankees 0 0 0 4 0 0 0 0 1 - 5 13 1  
MIL Brewers 0 1 1 0 1 0 0 0 0 - 3 8 3  
W-Davis L-Haas S-Gossage A-35,064

### GAME 2 at County Stadium, Milwaukee, Oct. 8

NY Yankees 0 0 0 1 0 0 0 0 2 - 3 7 0  
MIL Brewers 0 0 0 0 0 0 0 0 0 - 0 7 0  
W-Righetti L-Caldwell S-Gossage A-26,395

### GAME 3 at Yankee Stadium, Bronx, N.Y., Oct. 9

MIL Brewers 0 0 0 0 0 0 3 2 0 - 5 9 0  
NY Yankees 0 0 0 1 0 0 2 0 0 - 3 8 2  
W-Fingers L-John S-(none) A-54,171

### GAME 4 at Yankee Stadium, Bronx, N.Y., Oct. 10

MIL Brewers 0 0 0 2 0 0 0 0 0 - 2 4 2  
NY Yankees 0 0 0 0 0 1 0 0 0 - 1 5 0  
W-Vuckovich L-Reuschel S-Fingers A-52,077

### GAME 5 at Yankee Stadium, Bronx, N.Y., Oct. 11

MIL Brewers 0 1 1 0 0 0 1 0 0 - 3 8 0  
NY Yankees 0 0 0 4 0 0 1 2 X - 7 13 0  
W-Righetti L-Haas S-Gossage A-47,505

## 1981 CHAMPIONSHIP SERIES

The Yankees outscored Oakland, 20-4, in their only ALCS sweep in franchise history...Graig Nettles drove in three runs in each game, batting .500 (6-for-12) with 1HR.

**New York Yankees (AL) 3**  
**Oakland Athletics (AL) 0**

### GAME 1 at Yankee Stadium, Bronx, N.Y., Oct. 13

OAK Athletics 0 0 0 0 1 0 0 0 0 - 1 6 1  
NY Yankees 3 0 0 0 0 0 0 0 X - 3 7 1  
W-John L-Norris S-Gossage A-55,740

### GAME 2 at Yankee Stadium, Bronx, N.Y., Oct. 14

OAK Athletics 0 0 1 2 0 0 0 0 0 - 3 11 1  
NY Yankees 1 0 0 7 0 1 4 0 X - 13 19 0  
W-Frazier L-McCatty S-(none) A-48,497

### GAME 3 at Oakland-Alameda County Coliseum, Oak, Oct. 15

NY Yankees 0 0 0 0 0 1 0 0 3 - 4 10 0  
OAK Athletics 0 0 0 0 0 0 0 0 0 - 0 5 2  
W-Righetti L-Keough S-(none) A-47,302

## 1981 WORLD SERIES

After winning the first two games of the Series, the Yankees dropped the next four, falling to 8-3 in their World Series appearances vs. the Dodgers...pitcher George Frazier became the first pitcher to lose three games in a best-of-seven World Series...future general manager Bob Watson led the club with 7RBI.

**Los Angeles Dodgers (NL) 4**  
**New York Yankees (AL) 2**

### GAME 1 at Yankee Stadium, Bronx, N.Y., Oct. 20

LAD Dodgers 0 0 0 0 1 0 0 2 0 - 3 5 0  
NY Yankees 3 0 1 1 0 0 0 0 X - 5 6 0  
W-Guidry L-Reuss S-Gossage A-56,470

### GAME 2 at Yankee Stadium, Bronx, N.Y., Oct. 21

LAD Dodgers 0 0 0 0 0 0 0 0 0 - 0 4 2  
NY Yankees 0 0 0 0 1 0 0 2 X - 3 6 1  
W-John L-Hooton S-Gossage A-56,505

### GAME 3 at Dodger Stadium, Los Angeles, Oct. 23

NY Yankees 0 2 2 0 0 0 0 0 0 - 4 9 0  
LAD Dodgers 3 0 0 2 0 0 0 0 X - 5 11 1  
W-Valenzuela L-Frazier S-(none) A-56,236

### GAME 4 at Dodger Stadium, Los Angeles, Oct. 24

NY Yankees 2 1 1 0 0 2 0 1 0 - 7 13 1  
LAD Dodgers 0 0 2 0 1 3 2 0 X - 8 14 2  
W-Howe L-Frazier S-(none) A-56,242

### GAME 5 at Dodger Stadium, Los Angeles, Oct. 25

NY Yankees 0 1 0 0 0 0 0 0 0 - 1 5 0  
LAD Dodgers 0 0 0 0 0 2 0 X - 2 4 3  
W-Reuss L-Guidry S-(none) A-56,115

### GAME 6 at Yankee Stadium, Bronx, N.Y., Oct. 28

LAD Dodgers 0 0 0 1 3 4 0 1 0 - 9 13 1  
NY Yankees 0 0 1 0 0 1 0 0 0 - 2 7 2  
W-Hooton L-Frazier S-Howe A-56,513

## 1995 DIVISION SERIES

The Yankees snapped a 13-year playoff drought...Don Mattingly batted .417 (10-for-24) with 1HR and 6RBI in his only career postseason series...won the first two games at home before dropping three straight in Seattle...won Game 2, 7-5, on Jim Leyritz's 15th-inning "walk-off" homer in the longest postseason game in franchise history...after throwing 135 pitches in a Game 1 win, David Cone threw 147 pitches in a Game 5 no-decision.

**New York Yankees (AL) 2**  
**Seattle Mariners (AL) 3**

### GAME 1 at Yankee Stadium, Bronx, N.Y., Oct. 3

SEA Mariners 0 0 0 1 0 1 2 0 2 - 6 9 0  
NY Yankees 0 0 2 0 0 2 4 1 X - 9 13 0  
W-Cone L-Nelson S-(none) A-57,178

### GAME 2 at Yankee Stadium, Bronx, N.Y., Oct. 4

SEA Mariners 0 0 1 0 0 1 2 0 0 0 0 1 0 0 - 5 16 2  
NY Yankees 0 0 0 0 1 2 1 0 0 0 0 1 0 2 - 7 11 0  
W-Rivera L-Belcher S-(none) A-57,126

### GAME 3 at Kingdome, Seattle, Oct. 6

NY Yankees 0 0 0 1 0 0 1 2 0 - 4 6 2  
SEA Mariners 0 0 0 0 2 4 1 0 X - 7 7 0  
W-Johnson L-McDowell S-Charlton A-57,944

### GAME 4 at Kingdome, Seattle, Oct. 7

NY Yankees 3 0 2 0 0 0 0 1 2 - 8 14 1  
SEA Mariners 0 4 0 0 1 1 0 5 X - 11 16 0  
W-Charlton L-Wetteland S-Risley A-57,180

### GAME 5 at Kingdome, Seattle, Oct. 8

NY Yankees 0 0 0 2 0 2 0 0 0 1 - 5 6 0  
SEA Mariners 0 0 1 1 0 0 0 2 0 2 - 6 15 0  
W-Johnson L-McDowell S-(none) A-57,411



### 1996 DIVISION SERIES

The Yankees bullpen recorded wins in Games 2, 3 and 4, allowing just 1ER in 19.2IP over the series.

**New York Yankees (AL) 3**  
**Texas Rangers (AL) 1**

#### GAME 1 at Yankee Stadium, Bronx, N.Y., Oct. 1

|     |         |         |           |     |        |   |
|-----|---------|---------|-----------|-----|--------|---|
| TEX | 0 0 0   | 5 0 1   | 0 0 0     | - 6 | 8      | 0 |
| NY  | 1 0 0   | 1 0 0   | 0 0 0     | - 2 | 10     | 0 |
| W-  | Burkett | L- Cone | S- (none) | A-  | 57,205 |   |

#### GAME 2 at Yankee Stadium, Bronx, N.Y., Oct. 2

|     |            |            |           |       |        |   |   |
|-----|------------|------------|-----------|-------|--------|---|---|
| TEX | 0 1 3      | 0 0 0      | 0 0 0     | 0 0 0 | - 4    | 8 | 1 |
| NY  | 0 1 0      | 1 0 0      | 1 1 0     | 0 0 1 | - 5    | 8 | 0 |
| W-  | Boehringer | L- Stanton | S- (none) | A-    | 57,156 |   |   |

#### GAME 3 at The Ballpark in Arlington, Texas, Oct. 4

|     |        |           |              |     |        |   |
|-----|--------|-----------|--------------|-----|--------|---|
| NY  | 1 0 0  | 0 0 0     | 0 0 2        | - 3 | 7      | 1 |
| TEX | 0 0 0  | 1 1 0     | 0 0 0        | - 2 | 6      | 1 |
| W-  | Nelson | L- Oliver | S- Wetteland | A-  | 50,860 |   |

#### GAME 4 at The Ballpark in Arlington, Texas, Oct. 5

|     |          |           |              |     |        |   |
|-----|----------|-----------|--------------|-----|--------|---|
| NY  | 0 0 0    | 3 1 0     | 1 0 1        | - 6 | 12     | 1 |
| TEX | 0 2 2    | 0 0 0     | 0 0 0        | - 4 | 9      | 0 |
| W-  | Weathers | L- Pavlik | S- Wetteland | A-  | 50,066 |   |

### 1996 CHAMPIONSHIP SERIES

Down, 4-3, going into the bottom of the eighth inning of Game 1, the Yankees tied the score on Derek Jeter's disputed home run to right field...Bernie Williams (9-for-19) batted .474 with 6R, 2HR and 6RBI, earning ALCS MVP honors.

**Baltimore Orioles (AL) 1**  
**New York Yankees (AL) 4**

#### GAME 1 at Yankee Stadium, Bronx, N.Y., Oct. 9

|     |        |          |           |     |        |    |   |
|-----|--------|----------|-----------|-----|--------|----|---|
| BAL | 0 1 1  | 1 0 1    | 0 0 0     | 0 0 | - 4    | 11 | 1 |
| NY  | 1 1 0  | 0 0 0    | 1 1 0     | 1   | - 5    | 11 | 0 |
| W-  | Rivera | L- Myers | S- (none) | A-  | 56,495 |    |   |

#### GAME 2 at Yankee Stadium, Bronx, N.Y., Oct. 10

|     |       |           |            |     |        |   |
|-----|-------|-----------|------------|-----|--------|---|
| BAL | 0 0 2 | 0 0 0     | 2 1 0      | - 5 | 10     | 0 |
| NY  | 2 0 0 | 0 0 0     | 1 0 0      | - 3 | 11     | 1 |
| W-  | Wells | L- Nelson | S- Benitez | A-  | 56,432 |   |

#### GAME 3 at Camden Yards, Baltimore, Oct. 11

|     |       |            |              |     |        |   |
|-----|-------|------------|--------------|-----|--------|---|
| NY  | 0 0 0 | 1 0 0      | 0 4 0        | - 5 | 8      | 0 |
| BAL | 2 0 0 | 0 0 0      | 0 0 0        | - 2 | 3      | 2 |
| W-  | Key   | L- Mussina | S- Wetteland | A-  | 48,635 |   |

#### GAME 4 at Camden Yards, Baltimore, Oct. 12

|     |          |              |           |     |        |   |
|-----|----------|--------------|-----------|-----|--------|---|
| NY  | 2 1 0    | 2 0 0        | 0 3 0     | - 8 | 9      | 0 |
| BAL | 1 0 1    | 2 0 0        | 0 0 0     | - 4 | 11     | 0 |
| W-  | Weathers | L- Coppinger | S- (none) | A-  | 48,974 |   |

#### GAME 5 at Camden Yards, Baltimore, Oct. 13

|     |          |             |           |     |        |   |
|-----|----------|-------------|-----------|-----|--------|---|
| NY  | 0 0 6    | 0 0 0       | 0 0 0     | - 6 | 11     | 0 |
| BAL | 0 0 0    | 0 0 1       | 0 1 2     | - 4 | 4      | 1 |
| W-  | Pettitte | L- Erickson | S- (none) | A-  | 48,718 |   |



Third baseman Charlie Hayes catches the final out of the 1996 World Series.

### 1996 WORLD SERIES

The Yankees snapped a 17-year World Championship drought, coming back from a two-games-to-none deficit...Manager Joe Torre won in his first year at the helm...club came back from a 6-0 deficit in Game 4, with Jim Leyritz knotting the score at 6-6 with a three-run, eighth-inning homer...Andy Pettitte (8.1IP) outdueled John Smoltz, 1-0, in Game 5...Jimmy Key defeated Greg Maddux in the Game 6 clincher...John Wetteland saved each of the Yankees' victories, earning MVP honors.

**Atlanta Braves (NL) 2**  
**New York Yankees (AL) 4**

#### GAME 1 at Yankee Stadium, Bronx, N.Y., Oct. 20

|     |        |             |           |      |        |   |
|-----|--------|-------------|-----------|------|--------|---|
| ATL | 0 2 6  | 0 1 3       | 0 0 0     | - 12 | 13     | 0 |
| NY  | 0 0 0  | 0 1 0       | 0 0 0     | - 1  | 4      | 1 |
| W-  | Smoltz | L- Pettitte | S- (none) | A-   | 56,365 |   |

#### GAME 2 at Yankee Stadium, Bronx, N.Y., Oct. 21

|     |        |        |           |     |        |   |
|-----|--------|--------|-----------|-----|--------|---|
| ATL | 1 0 1  | 0 1 1  | 0 0 0     | - 4 | 10     | 0 |
| NY  | 0 0 0  | 0 0 0  | 0 0 0     | - 0 | 7      | 1 |
| W-  | Maddux | L- Key | S- (none) | A-  | 56,340 |   |

#### GAME 3 at Fulton County Stadium, Atlanta, Oct. 22

|     |       |            |              |     |        |   |
|-----|-------|------------|--------------|-----|--------|---|
| NY  | 1 0 0 | 1 0 0      | 0 3 0        | - 5 | 8      | 1 |
| ATL | 0 0 0 | 0 0 1      | 0 1 0        | - 2 | 6      | 1 |
| W-  | Cone  | L- Glavine | S- Wetteland | A-  | 51,843 |   |

#### GAME 4 at Fulton County Stadium, Atlanta, Oct. 23

|     |       |          |              |    |        |    |   |
|-----|-------|----------|--------------|----|--------|----|---|
| NY  | 0 0 0 | 0 0 3    | 0 3 0        | 2  | - 8    | 12 | 0 |
| ATL | 0 4 1 | 0 1 0    | 0 0 0        | 0  | - 6    | 9  | 2 |
| W-  | Lloyd | L- Avery | S- Wetteland | A- | 51,881 |    |   |

#### GAME 5 at Fulton County Stadium, Atlanta, Oct. 24

|     |          |           |              |     |        |   |
|-----|----------|-----------|--------------|-----|--------|---|
| NY  | 0 0 0    | 1 0 0     | 0 0 0        | - 1 | 4      | 1 |
| ATL | 0 0 0    | 0 0 0     | 0 0 0        | - 0 | 5      | 1 |
| W-  | Pettitte | L- Smoltz | S- Wetteland | A-  | 51,881 |   |

#### GAME 6 at Yankee Stadium, Bronx, N.Y., Oct. 26

|     |       |           |              |     |        |   |
|-----|-------|-----------|--------------|-----|--------|---|
| ATL | 0 0 0 | 1 0 0     | 0 0 1        | - 2 | 8      | 0 |
| NY  | 0 0 3 | 0 0 0     | 0 0 X        | - 3 | 8      | 1 |
| W-  | Key   | L- Maddux | S- Wetteland | A-  | 56,375 |   |

### 1997 DIVISION SERIES

The Yankees' Game 1 win featured the first-ever back-to-back-to-back postseason homers (Tim Lincecum, Derek Jeter and Paul O'Neill)...O'Neill finished the series with a .421 batting average (8-for-19), 2HR and 7RBI, including a grand slam in Game 3...Mariano Rivera suffered a blown save in Game 4, on Sandy Alomar, Jr.'s eighth-inning solo home run...would not allow another run in his next 23 postseason appearances, spanning an all-time postseason best 33.1IP.

**New York Yankees (AL) 2**  
**Cleveland Indians (AL) 3**

#### GAME 1 at Yankee Stadium, Bronx, N.Y., Sept. 30

|     |         |          |           |     |        |   |
|-----|---------|----------|-----------|-----|--------|---|
| CLE | 5 0 0   | 1 0 0    | 0 0 0     | - 6 | 11     | 0 |
| NY  | 0 1 0   | 1 1 5    | 0 0 X     | - 8 | 11     | 0 |
| W-  | Mendoza | L- Plunk | S- Rivera | A-  | 57,398 |   |

#### GAME 2 at Yankee Stadium, Bronx, N.Y., Oct. 2

|     |        |             |           |     |        |   |
|-----|--------|-------------|-----------|-----|--------|---|
| CLE | 0 0 0  | 5 2 0       | 0 0 0     | - 7 | 11     | 1 |
| NY  | 3 0 0  | 0 0 0       | 0 1 1     | - 5 | 7      | 2 |
| W-  | Wright | L- Pettitte | S- (none) | A-  | 57,360 |   |

#### GAME 3 at Jacobs Field, Cleveland, Oct. 4

|     |       |         |           |     |        |   |
|-----|-------|---------|-----------|-----|--------|---|
| NY  | 1 0 1 | 4 0 0   | 0 0 0     | - 6 | 4      | 1 |
| CLE | 0 1 0 | 0 0 0   | 0 0 0     | - 1 | 5      | 1 |
| W-  | Wells | L- Nagy | S- (none) | A-  | 45,274 |   |

#### GAME 4 at Jacobs Field, Cleveland, Oct. 5

|     |         |            |           |     |        |   |
|-----|---------|------------|-----------|-----|--------|---|
| NY  | 2 0 0   | 0 0 0      | 0 0 0     | - 2 | 9      | 1 |
| CLE | 0 1 0   | 0 0 0      | 0 1 1     | - 3 | 9      | 0 |
| W-  | Jackson | L- Mendoza | S- (none) | A-  | 45,231 |   |

#### GAME 5 at Jacobs Field, Cleveland, Oct. 6

|     |        |             |         |     |        |   |
|-----|--------|-------------|---------|-----|--------|---|
| NY  | 0 0 0  | 0 2 1       | 0 0 0   | - 3 | 12     | 0 |
| CLE | 0 0 3  | 1 0 0       | 0 0 X   | - 4 | 7      | 2 |
| W-  | Wright | L- Pettitte | S- Mesa | A-  | 45,203 |   |



## 1998 DIVISION SERIES

The Yankees outscored Texas, 9-1, in the series, behind wins from David Wells, Andy Pettitte and David Cone...outfielder Shane Spencer had 4RBI in the series, including a three-run homer in Game 3.

**New York Yankees (AL) 3**  
**Texas Rangers (AL) 0**

### GAME 1 at Yankee Stadium, Bronx, N.Y., Sept. 29

|         |               |          |          |   |   |   |   |
|---------|---------------|----------|----------|---|---|---|---|
| TEX     | 0 0 0         | 0 0 0    | 0 0 0    | - | 0 | 5 | 0 |
| NY      | 0 2 0         | 0 0 0    | 0 0 X    | - | 2 | 6 | 0 |
| W-Wells | L-Stottlemire | S-Rivera | A-57,362 |   |   |   |   |

### GAME 2 at Yankee Stadium, Bronx, N.Y., Sept. 30

|            |           |          |          |   |   |   |   |
|------------|-----------|----------|----------|---|---|---|---|
| TEX        | 0 0 0     | 0 1 0    | 0 0 0    | - | 1 | 5 | 0 |
| NY         | 0 1 0     | 2 0 0    | 0 0 X    | - | 3 | 8 | 0 |
| W-Pettitte | L-Helling | S-Rivera | A-57,360 |   |   |   |   |

### GAME 3 at The Ballpark in Arlington, Texas, Oct. 2

|        |        |          |          |   |   |   |   |
|--------|--------|----------|----------|---|---|---|---|
| NY     | 0 0 0  | 0 0 4    | 0 0 0    | - | 4 | 9 | 1 |
| TEX    | 0 0 0  | 0 0 0    | 0 0 0    | - | 0 | 3 | 1 |
| W-Cone | L-Sele | S-(none) | A-49,950 |   |   |   |   |

## 1998 CHAMPIONSHIP SERIES

The Yankees won the final three games of the series, taking the series in six...their Game 4 win featured 7.0 scoreless IP from starter Orlando Hernandez...David Wells earned series MVP honors with wins in Games 1 and 5.

**Cleveland Indians (AL) 2**  
**New York Yankees (AL) 4**

### GAME 1 at Yankee Stadium, Bronx, N.Y., Oct. 6

|         |          |          |          |   |   |    |   |
|---------|----------|----------|----------|---|---|----|---|
| CLE     | 0 0 0    | 0 0 0    | 0 0 2    | - | 2 | 5  | 0 |
| NY      | 5 0 0    | 0 0 1    | 1 0 X    | - | 7 | 11 | 0 |
| W-Wells | L-Wright | S-(none) | A-57,138 |   |   |    |   |

### GAME 2 at Yankee Stadium, Bronx, N.Y., Oct. 7

|         |          |           |          |     |   |   |   |   |
|---------|----------|-----------|----------|-----|---|---|---|---|
| CLE     | 0 0 0    | 1 0 0     | 0 0 0    | 0 3 | - | 4 | 8 | 1 |
| NY      | 0 0 0    | 0 0 0     | 1 0 0    | 0 0 | - | 1 | 7 | 1 |
| W-Burba | L-Nelson | S-Jackson | A-57,128 |     |   |   |   |   |

### GAME 3 at Jacobs Field, Cleveland, Oct. 9

|         |            |          |          |   |   |    |   |
|---------|------------|----------|----------|---|---|----|---|
| NY      | 1 0 0      | 0 0 0    | 0 0 0    | - | 1 | 4  | 0 |
| CLE     | 0 2 0      | 0 4 0    | 0 0 X    | - | 6 | 12 | 0 |
| W-Colon | L-Pettitte | S-(none) | A-44,904 |   |   |    |   |

### GAME 4 at Jacobs Field, Cleveland, Oct. 10


|             |          |          |          |   |   |   |   |
|-------------|----------|----------|----------|---|---|---|---|
| NY          | 1 0 0    | 2 0 0    | 0 0 1    | - | 4 | 4 | 0 |
| CLE         | 0 0 0    | 0 0 0    | 0 0 0    | - | 0 | 4 | 3 |
| W-Hernandez | L-Gooden | S-(none) | A-44,981 |   |   |   |   |

### GAME 5 at Jacobs Field, Cleveland, Oct. 11

|         |        |          |          |   |   |   |   |
|---------|--------|----------|----------|---|---|---|---|
| NY      | 3 1 0  | 1 0 0    | 0 0 0    | - | 5 | 6 | 0 |
| CLE     | 2 0 0  | 0 0 1    | 0 0 0    | - | 3 | 8 | 0 |
| W-Wells | L-Ogea | S-Rivera | A-44,966 |   |   |   |   |

### GAME 6 at Yankee Stadium, Bronx, N.Y., Oct. 13

|        |        |          |          |   |   |    |   |
|--------|--------|----------|----------|---|---|----|---|
| CLE    | 0 0 0  | 0 5 0    | 0 0 0    | - | 5 | 8  | 3 |
| NY     | 2 1 3  | 0 0 3    | 0 0 X    | - | 9 | 11 | 1 |
| W-Cone | L-Nagy | S-(none) | A-57,142 |   |   |    |   |



Orlando Hernandez recorded the first of nine career postseason wins with the Yankees in Game 4 of the 1998 ALCS vs. Cleveland.

## 1998 WORLD SERIES

The Yankees swept the Padres to finish with a 125-50 overall record (including the postseason), setting the all-time mark for most wins in a season...trailing, 5-2, in Game 1 at Yankee Stadium, Chuck Knoblauch's three-run HR tied the game and Tino Martinez's grand slam put the Yankees ahead in the seventh...also came back from a 3-0 deficit after six innings in Game 3 with Series MVP Scott Brosius hitting a leadoff HR in the seventh and a three-run HR in the eighth...Mariano Rivera notched three saves, marking his highest total in a single World Series.

**San Diego Padres (NL) 0**  
**New York Yankees (AL) 4**

### GAME 1 at Yankee Stadium, Bronx, N.Y., Oct. 17

|         |        |          |          |   |   |   |   |
|---------|--------|----------|----------|---|---|---|---|
| SD      | 0 0 2  | 0 3 0    | 0 1 0    | - | 6 | 8 | 1 |
| NY      | 0 2 0  | 0 0 0    | 7 0 X    | - | 9 | 9 | 1 |
| W-Wells | L-Wall | S-Rivera | A-56,712 |   |   |   |   |

### GAME 2 at Yankee Stadium, Bronx, N.Y., Oct. 18

|             |         |          |          |   |   |    |   |
|-------------|---------|----------|----------|---|---|----|---|
| SD          | 0 0 0   | 0 1 0    | 0 2 0    | - | 3 | 10 | 1 |
| NY          | 3 3 1   | 0 2 0    | 0 0 X    | - | 9 | 16 | 0 |
| W-Hernandez | L-Ashby | S-(none) | A-56,692 |   |   |    |   |

### GAME 3 at Qualcomm Stadium, San Diego, Oct. 20

|           |           |          |          |   |   |   |   |
|-----------|-----------|----------|----------|---|---|---|---|
| NY        | 0 0 0     | 0 0 0    | 2 3 0    | - | 5 | 9 | 1 |
| SD        | 0 0 0     | 0 0 3    | 0 1 0    | - | 4 | 7 | 1 |
| W-Mendoza | L-Hoffman | S-Rivera | A-64,667 |   |   |   |   |

### GAME 4 at Qualcomm Stadium, San Diego, Oct. 21

|            |         |          |          |   |   |   |   |
|------------|---------|----------|----------|---|---|---|---|
| NY         | 0 0 0   | 0 0 1    | 0 2 0    | - | 3 | 9 | 0 |
| SD         | 0 0 0   | 0 0 0    | 0 0 0    | - | 0 | 7 | 0 |
| W-Pettitte | L-Brown | S-Rivera | A-65,427 |   |   |   |   |



Mariano Rivera [L] celebrates with Joe Girardi after the final out of the 1998 World Series.

## 1999 DIVISION SERIES

The Yankees defeated the Rangers in the ALDS for the third time in three attempts over a four-year stretch...outscored them 14-1 in the series...in Game 1, Orlando Hernandez limited Texas to 2H over 8.0 scoreless IP and Bernie Williams drove in six runs, which matches Bobby Richardson (1960 WS, Game 3), Hideki Matsui (2009 WS, Game 6) and Robinson Cano (2011 ALDS Game 1) for the most in a single postseason game in franchise history.

**Texas Rangers (AL) 0**  
**New York Yankees (AL) 3**

### GAME 1 at Yankee Stadium, Bronx, N.Y., Oct. 5

|               |        |          |          |   |   |    |   |
|---------------|--------|----------|----------|---|---|----|---|
| TEX           | 0 0 0  | 0 0 0    | 0 0 0    | - | 0 | 2  | 1 |
| NY            | 0 1 0  | 0 2 4    | 0 1 X    | - | 8 | 10 | 0 |
| W-O.Hernandez | L-Sele | S-(none) | A-57,099 |   |   |    |   |

### GAME 2 at Yankee Stadium, Bronx, N.Y., Oct. 7

|            |           |          |          |   |   |   |   |
|------------|-----------|----------|----------|---|---|---|---|
| TEX        | 0 0 0     | 1 0 0    | 0 0 0    | - | 1 | 7 | 0 |
| NY         | 0 0 0     | 0 1 0    | 1 1 X    | - | 3 | 7 | 2 |
| W-Pettitte | L-Helling | S-Rivera | A-57,485 |   |   |   |   |

### GAME 3 at The Ballpark in Arlington, Texas, Oct. 9

|           |          |          |          |   |   |   |   |
|-----------|----------|----------|----------|---|---|---|---|
| NY        | 3 0 0    | 0 0 0    | 0 0 0    | - | 3 | 6 | 0 |
| TEX       | 0 0 0    | 0 0 0    | 0 0 0    | - | 0 | 5 | 1 |
| W-Clemens | L-Loaiza | S-(none) | A-50,269 |   |   |   |   |



**1999 CHAMPIONSHIP SERIES**

The Yankees won their first-ever postseason meeting vs. Boston...Bernie Williams won Game 1 with a 10th-inning walk-off home run...the club had a 12-game postseason winning streak snapped in a Game 3 loss...Derek Jeter led the Yankees with a .350 (7-for-20) batting average.

**Boston Red Sox (AL) 1**  
**New York Yankees (AL) 4**

**GAME 1 at Yankee Stadium, Bronx, N.Y., Oct. 13**

|      |   |   |   |   |   |   |   |   |   |   |   |    |   |
|------|---|---|---|---|---|---|---|---|---|---|---|----|---|
| BOS  | 2 | 1 | 0 | 0 | 0 | 0 | 0 | 0 | - | 3 | 8 | 3  |   |
| NY Y | 0 | 2 | 0 | 0 | 0 | 1 | 0 | 0 | 1 | - | 4 | 10 | 1 |

W-Rivera L-Beck S-(none) A-57,181

**GAME 2 at Yankee Stadium, Bronx, N.Y., Oct. 14**

|      |   |   |   |   |   |   |   |   |   |    |   |   |
|------|---|---|---|---|---|---|---|---|---|----|---|---|
| BOS  | 0 | 0 | 0 | 2 | 0 | 0 | 0 | - | 2 | 10 | 0 |   |
| NY Y | 0 | 0 | 0 | 1 | 0 | 2 | 0 | X | - | 3  | 7 | 0 |

W-Cone L-R. Martinez S-Rivera A-57,180

**GAME 3 at Fenway Park, Boston, Oct. 16**

|      |   |   |   |   |   |   |   |   |   |   |    |    |   |
|------|---|---|---|---|---|---|---|---|---|---|----|----|---|
| NY Y | 0 | 0 | 0 | 0 | 0 | 1 | 0 | - | 1 | 3 | 3  |    |   |
| BOS  | 2 | 2 | 2 | 0 | 2 | 1 | 4 | 0 | X | - | 13 | 21 | 1 |

W-P. Martinez L-Clemens S-(none) A-33,190

**GAME 4 at Fenway Park, Boston, Oct. 17**

|      |   |   |   |   |   |   |   |   |   |   |    |    |   |
|------|---|---|---|---|---|---|---|---|---|---|----|----|---|
| NY Y | 0 | 1 | 0 | 2 | 0 | 0 | 0 | 6 | - | 9 | 11 | 0  |   |
| BOS  | 0 | 1 | 1 | 0 | 0 | 0 | 0 | 0 | 0 | - | 2  | 10 | 4 |

W-Pettitte L-Saberhagen S-Rivera A-33,586

**GAME 5 at Fenway Park, Boston, Oct. 18**

|      |   |   |   |   |   |   |   |   |   |   |    |   |
|------|---|---|---|---|---|---|---|---|---|---|----|---|
| NY Y | 2 | 0 | 0 | 0 | 0 | 2 | 0 | 2 | - | 6 | 11 | 1 |
| BOS  | 0 | 0 | 0 | 0 | 0 | 0 | 1 | 0 | - | 1 | 5  | 2 |

W-Hernandez L-Mercker S-Mendoza A-33,589

**1999 WORLD SERIES**

The Yankees recorded their second straight World Series sweep...in recording a Game 1 win, Orlando Hernandez allowed just 1R on 1H in 7.0IP (10K) in Game 1...David Cone followed with 7.0 scoreless innings on 1H in Game 2...Chad Curtis hit a 10th-inning walk-off homer in Game 3...the Game 4 win extended the Yankees' World Series winning streak to 12 games.

**Atlanta Braves (NL) 0**  
**New York Yankees (AL) 4**

**GAME 1 at Turner Field, Atlanta, Oct. 23**

|      |   |   |   |   |   |   |   |   |   |   |   |   |
|------|---|---|---|---|---|---|---|---|---|---|---|---|
| NY Y | 0 | 0 | 0 | 0 | 0 | 4 | 0 | - | 4 | 6 | 0 |   |
| ATL  | 0 | 0 | 0 | 1 | 0 | 0 | 0 | 0 | - | 1 | 2 | 2 |

W-Hernandez L-Maddux S-Rivera A-51,342

**GAME 2 at Turner Field, Atlanta, Oct. 24**

|      |   |   |   |   |   |   |   |   |   |   |   |    |   |
|------|---|---|---|---|---|---|---|---|---|---|---|----|---|
| NY Y | 3 | 0 | 2 | 1 | 1 | 0 | 0 | 0 | 0 | - | 7 | 14 | 1 |
| ATL  | 0 | 0 | 0 | 0 | 0 | 0 | 2 | - | 2 | 5 | 1 |    |   |

W-Cone L-Millwood S-(none) A-51,226

**GAME 3 at Yankee Stadium, Bronx, N.Y., Oct. 26**

|      |   |   |   |   |   |   |   |   |   |   |   |    |   |
|------|---|---|---|---|---|---|---|---|---|---|---|----|---|
| ATL  | 1 | 0 | 3 | 1 | 0 | 0 | 0 | 0 | 0 | - | 5 | 14 | 1 |
| NY Y | 1 | 0 | 0 | 0 | 1 | 0 | 2 | 0 | 1 | - | 6 | 9  | 0 |

W-Rivera L-Remlinger S-(none) A-56,794

**GAME 4 at Yankee Stadium, Bronx, N.Y., Oct. 27**

|      |   |   |   |   |   |   |   |   |   |   |   |   |   |
|------|---|---|---|---|---|---|---|---|---|---|---|---|---|
| ATL  | 0 | 0 | 0 | 0 | 0 | 0 | 1 | 0 | - | 1 | 5 | 0 |   |
| NY Y | 0 | 0 | 3 | 0 | 0 | 0 | 0 | 1 | X | - | 4 | 8 | 0 |

W-Clemens L-Smoltz S-Rivera A-56,752

**2000 DIVISION SERIES**

The Yankees dropped Game 1 of a postseason series for the first time since the 1996 World Series, snapping a winning streak of seven such games...also lost Game 4 at Yankee Stadium, snapping their home postseason winning streak at 10 games...Andy Pettitte and Mariano Rivera shut out the A's, 4-0, in Game 2...the Yankees scored 6R in the first inning of the deciding Game 5 in Oakland to provide the margin of victory in a 7-5 win.

**New York Yankees (AL) 3**  
**Oakland Athletics (AL) 2**

**Game 1 at Network Associates Coliseum, Oak., Oct. 3**

|      |   |   |   |   |   |   |   |   |   |   |   |    |   |
|------|---|---|---|---|---|---|---|---|---|---|---|----|---|
| NY Y | 0 | 2 | 0 | 0 | 0 | 1 | 0 | 0 | 0 | - | 3 | 7  | 0 |
| OAK  | 0 | 0 | 0 | 0 | 3 | 1 | 0 | 1 | X | - | 5 | 10 | 2 |

W-Heredia L-Clemens S-Isringhausen A-47,360

**Game 2 at Network Associates Coliseum, Oak., Oct. 4**

|      |   |   |   |   |   |   |   |   |   |   |   |   |   |
|------|---|---|---|---|---|---|---|---|---|---|---|---|---|
| NY Y | 0 | 0 | 0 | 0 | 0 | 3 | 0 | 0 | 1 | - | 4 | 8 | 1 |
| OAK  | 0 | 0 | 0 | 0 | 0 | 0 | 0 | 0 | 0 | - | 0 | 6 | 1 |

W-Pettitte L-Appier S-Rivera A-47,860

**Game 3 at Yankee Stadium, Bronx, N.Y., Oct. 6**

|      |   |   |   |   |   |   |   |   |   |   |   |   |   |
|------|---|---|---|---|---|---|---|---|---|---|---|---|---|
| OAK  | 0 | 1 | 0 | 0 | 1 | 0 | 0 | 0 | 0 | - | 2 | 4 | 2 |
| NY Y | 0 | 2 | 0 | 1 | 0 | 0 | 0 | 1 | X | - | 4 | 6 | 1 |

W-Hernandez L-Hudson S-Rivera A-56,606

**Game 4 at Yankee Stadium, Bronx, N.Y., Oct. 7**

|      |   |   |   |   |   |   |   |   |   |   |    |    |   |   |
|------|---|---|---|---|---|---|---|---|---|---|----|----|---|---|
| OAK  | 3 | 0 | 0 | 0 | 0 | 3 | 0 | 1 | 4 | - | 11 | 11 | 0 |   |
| NY Y | 0 | 0 | 0 | 0 | 0 | 1 | 0 | 0 | 0 | 0 | -  | 1  | 8 | 0 |

W-Zito L-Clemens S-(none) A-56,915

**Game 5 at Network Associates Coliseum, Oak., Oct. 8**

|      |   |   |   |   |   |   |   |   |   |   |   |    |   |
|------|---|---|---|---|---|---|---|---|---|---|---|----|---|
| NY Y | 6 | 0 | 0 | 1 | 0 | 0 | 0 | 0 | 0 | - | 7 | 12 | 0 |
| OAK  | 0 | 2 | 1 | 2 | 0 | 0 | 0 | 0 | 0 | - | 5 | 13 | 0 |

W-Stanton L-Heredia S-Rivera A-41,170

**2000 CHAMPIONSHIP SERIES**

The Yankees scored 19 of their 31 total runs in the series in the seventh-inning-or-later, including three come-from-behind victories...MVP David Justice hit 2HR and had a series-best 8RBI...Bernie Williams hit .435 (10-for-23)...Roger Clemens struck out 15 batters while tossing a 1H, 2BB complete-game shutout in Game 4 at Seattle

**Seattle Mariners (AL) 2**  
**New York Yankees (AL) 4**

**Game 1 at Yankee Stadium, Bronx, N.Y., Oct. 10**

|      |   |   |   |   |   |   |   |   |   |   |   |   |   |
|------|---|---|---|---|---|---|---|---|---|---|---|---|---|
| SEA  | 0 | 0 | 0 | 0 | 1 | 1 | 0 | 0 | 0 | - | 2 | 5 | 0 |
| NY Y | 0 | 0 | 0 | 0 | 0 | 0 | 0 | 0 | 0 | - | 0 | 6 | 1 |

W-Garcia L-Neagle S-Sasaki A-54,481

**Game 2 at Yankee Stadium, Bronx, N.Y., Oct. 11**

|      |   |   |   |   |   |   |   |   |   |   |   |    |   |
|------|---|---|---|---|---|---|---|---|---|---|---|----|---|
| SEA  | 0 | 0 | 1 | 0 | 0 | 0 | 0 | 0 | 0 | - | 1 | 7  | 2 |
| NY Y | 0 | 0 | 0 | 0 | 0 | 0 | 0 | 7 | X | - | 7 | 14 | 0 |

W-Hernandez L-Rhodes S-(none) A-55,317

**Game 3 at Safeco Field, Seattle, Oct. 13**

|      |   |   |   |   |   |   |   |   |   |   |   |    |   |
|------|---|---|---|---|---|---|---|---|---|---|---|----|---|
| NY Y | 0 | 2 | 1 | 0 | 0 | 1 | 0 | 0 | 4 | - | 8 | 13 | 0 |
| SEA  | 1 | 0 | 0 | 1 | 0 | 1 | 0 | 0 | 0 | - | 2 | 10 | 1 |

W-Pettitte L-Sele S-Rivera A-47,827

**Game 4 at Safeco Field, Seattle, Oct. 14**

|      |   |   |   |   |   |   |   |   |   |   |   |   |   |
|------|---|---|---|---|---|---|---|---|---|---|---|---|---|
| NY Y | 0 | 0 | 0 | 0 | 3 | 0 | 2 | 0 | - | 5 | 5 | 0 |   |
| SEA  | 0 | 0 | 0 | 0 | 0 | 0 | 0 | 0 | 0 | - | 0 | 1 | 0 |

W-Clemens L-Abbott S-(none) A-47,803

**Game 5 at Safeco Field, Seattle, Oct. 15**

|      |   |   |   |   |   |   |   |   |   |   |   |   |   |
|------|---|---|---|---|---|---|---|---|---|---|---|---|---|
| NY Y | 0 | 0 | 0 | 2 | 0 | 0 | 0 | 0 | 0 | - | 2 | 8 | 0 |
| SEA  | 1 | 0 | 0 | 0 | 5 | 0 | 0 | 0 | X | - | 6 | 8 | 0 |

W-Garcia L-Neagle S-(none) A-47,802

**Game 6 at Yankee Stadium, Bronx, N.Y., Oct. 17**

|      |   |   |   |   |   |   |   |   |   |   |    |    |   |
|------|---|---|---|---|---|---|---|---|---|---|----|----|---|
| SEA  | 2 | 0 | 2 | 0 | 0 | 0 | 3 | 0 | - | 7 | 10 | 0  |   |
| NY Y | 0 | 0 | 0 | 3 | 0 | 0 | 6 | 0 | X | - | 9  | 11 | 0 |

W-Hernandez L-Paniagua S-(none) A-56,598

## 2000 WORLD SERIES

Marked the first "Subway Series" since the Yankees-Dodgers matchup in 1956...the Yankees were victorious in Games 1 and 5 in their last at-bat, winning on a 12th-inning single from Jose Vizcaino and a ninth-inning Luis Sojo single, respectively...Derek Jeter was named Series MVP, batting .409 (9-for-22) with 6R and 2 solo HR, including one on the first pitch of Game 4.

**New York Mets (NL)** 1  
**New York Yankees (AL)** 4

### Game 1 at Yankee Stadium, Bronx, N.Y., Oct. 21

|      |         |       |         |       |        |    |        |   |
|------|---------|-------|---------|-------|--------|----|--------|---|
| NYM  | 0 0 0   | 0 0 0 | 3 0 0   | 0 0 0 | -      | 3  | 10     | 0 |
| NY Y | 0 0 0   | 0 0 2 | 0 0 1   | 0 0 1 | -      | 4  | 12     | 0 |
| W-   | Stanton | L-    | Wendell | S-    | (none) | A- | 55,913 |   |

### Game 2 at Yankee Stadium, Bronx, N.Y., Oct. 22

|      |         |       |         |    |        |    |        |
|------|---------|-------|---------|----|--------|----|--------|
| NYM  | 0 0 0   | 0 0 0 | 0 0 5   | -  | 5      | 7  | 3      |
| NY Y | 2 1 0   | 0 1 0 | 1 1 X   | -  | 6      | 12 | 1      |
| W-   | Clemens | L-    | Hampton | S- | (none) | A- | 56,059 |

### Game 3 at Shea Stadium, Bronx, N.Y., Oct. 24

|      |           |       |           |    |         |    |        |
|------|-----------|-------|-----------|----|---------|----|--------|
| NY Y | 0 0 1     | 1 0 0 | 0 0 0     | -  | 2       | 8  | 0      |
| NYM  | 0 1 0     | 0 0 1 | 0 2 X     | -  | 4       | 9  | 0      |
| W-   | J. Franco | L-    | Hernandez | S- | Benitez | A- | 55,299 |

### Game 4 at Shea Stadium, Bronx, N.Y., Oct. 25

|      |        |       |          |    |        |    |        |
|------|--------|-------|----------|----|--------|----|--------|
| NY Y | 1 1 1  | 0 0 0 | 0 0 0    | -  | 3      | 8  | 0      |
| NYM  | 0 0 2  | 0 0 0 | 0 0 0    | -  | 2      | 6  | 1      |
| W-   | Nelson | L-    | B. Jones | S- | Rivera | A- | 55,290 |

### Game 5 at Shea Stadium, Bronx, N.Y., Oct. 26

|      |         |       |        |    |        |    |        |
|------|---------|-------|--------|----|--------|----|--------|
| NY Y | 0 1 0   | 0 0 1 | 0 0 2  | -  | 4      | 7  | 1      |
| NYM  | 0 2 0   | 0 0 0 | 0 0 0  | -  | 2      | 8  | 1      |
| W-   | Stanton | L-    | Leiter | S- | Rivera | A- | 55,292 |

## 2001 DIVISION SERIES

The postseason began less than a month after the attacks of 9/11...after losing Games 1 and 2, the Yankees won three straight...were held to just two hits in Game 3 at Oakland but won, 1-0, behind Mike Mussina (7.0IP), Mariano Rivera (2.0IP) and Jorge Posada's fifth-inning solo home run...the game also featured Derek Jeter's famous "Flip Play," which nailed Jeremy Giambi at the plate in the seventh.

**Oakland Athletics (AL)** 2  
**New York Yankees (AL)** 3

### Game 1 at Yankee Stadium, Bronx, N.Y., Oct. 10

|      |        |       |         |    |              |    |        |
|------|--------|-------|---------|----|--------------|----|--------|
| OAK  | 1 0 0  | 1 0 0 | 1 2 0   | -  | 5            | 10 | 1      |
| NY Y | 0 0 0  | 0 1 0 | 0 2 0   | -  | 3            | 10 | 1      |
| W-   | Mulder | L-    | Clemens | S- | Isringhausen | A- | 56,697 |

### Game 2 at Yankee Stadium, Bronx, N.Y., Oct. 11

|      |        |       |          |    |              |    |        |
|------|--------|-------|----------|----|--------------|----|--------|
| OAK  | 0 0 0  | 1 0 0 | 0 0 1    | -  | 2            | 9  | 0      |
| NY Y | 0 0 0  | 0 0 0 | 0 0 0    | -  | 0            | 7  | 1      |
| W-   | Hudson | L-    | Pettitte | S- | Isringhausen | A- | 56,684 |

### Game 3 at Network Associates Coliseum, Oak., Oct. 13

|      |         |       |       |    |        |    |        |
|------|---------|-------|-------|----|--------|----|--------|
| NY Y | 0 0 0   | 0 1 0 | 0 0 0 | -  | 1      | 2  | 0      |
| OAK  | 0 0 0   | 0 0 0 | 0 0 0 | -  | 0      | 6  | 1      |
| W-   | Mussina | L-    | Zito  | S- | Rivera | A- | 55,861 |

### Game 4 at Network Associates Coliseum, Oak., Oct. 14

|      |           |       |       |    |        |    |        |
|------|-----------|-------|-------|----|--------|----|--------|
| NY Y | 0 2 2     | 3 0 0 | 0 0 2 | -  | 9      | 11 | 1      |
| OAK  | 0 0 2     | 0 0 0 | 0 0 0 | -  | 2      | 11 | 1      |
| W-   | Hernandez | L-    | Lidle | S- | (none) | A- | 43,681 |

### Game 5 at Yankee Stadium, Bronx, N.Y., Oct. 15

|      |         |       |        |    |        |    |        |
|------|---------|-------|--------|----|--------|----|--------|
| OAK  | 1 1 0   | 0 1 0 | 0 0 0  | -  | 3      | 7  | 3      |
| NY Y | 0 2 1   | 1 0 1 | 0 0 X  | -  | 5      | 10 | 1      |
| W-   | Stanton | L-    | Mulder | S- | Rivera | A- | 56,642 |



Derek Jeter [R] makes his famous "Flip Play" relay throw to Jorge Posada in Game 3 of the 2001 ALDS at Oakland.

## 2001 CHAMPIONSHIP SERIES

The Yankees defeated a Seattle club that won an AL-record 116 games during the regular season...Andy Pettitte was named Series MVP, going 2-0 with a 2.51 ERA...Game 4 ended on Alfonso Soriano's two-run "walk-off" homer in the ninth...Bernie Williams homered in three consecutive games (Games 3-5).

**New York Yankees (AL)** 4  
**Seattle Mariners (AL)** 1

### Game 1 at Safeco Field, Seattle, Oct. 17

|      |          |       |       |    |        |    |        |
|------|----------|-------|-------|----|--------|----|--------|
| NY Y | 0 1 0    | 2 0 0 | 0 0 1 | -  | 4      | 9  | 0      |
| SEA  | 0 0 0    | 0 1 0 | 0 0 1 | -  | 2      | 4  | 0      |
| W-   | Pettitte | L-    | Sele  | S- | Rivera | A- | 47,644 |

### Game 2 at Safeco Field, Seattle, Oct. 18

|      |         |       |        |    |        |    |        |
|------|---------|-------|--------|----|--------|----|--------|
| NY Y | 0 3 0   | 0 0 0 | 0 0 0  | -  | 3      | 9  | 1      |
| SEA  | 0 0 0   | 2 0 0 | 0 0 0  | -  | 2      | 6  | 0      |
| W-   | Mussina | L-    | Garcia | S- | Rivera | A- | 47,791 |

### Game 3 at Yankee Stadium, Bronx, N.Y., Oct. 20

|      |       |       |           |    |        |    |        |
|------|-------|-------|-----------|----|--------|----|--------|
| SEA  | 0 0 0 | 0 2 7 | 2 1 2     | -  | 14     | 15 | 0      |
| NY Y | 2 0 0 | 0 0 0 | 0 1 0     | -  | 3      | 7  | 2      |
| W-   | Moyer | L-    | Hernandez | S- | (none) | A- | 56,517 |

### Game 4 at Yankee Stadium, Bronx, N.Y., Oct. 21

|      |        |       |        |    |        |    |        |
|------|--------|-------|--------|----|--------|----|--------|
| SEA  | 0 0 0  | 0 0 0 | 0 1 0  | -  | 1      | 2  | 0      |
| NY Y | 0 0 0  | 0 0 0 | 0 1 2  | -  | 3      | 4  | 0      |
| W-   | Rivera | L-    | Sasaki | S- | (none) | A- | 56,375 |

### Game 5 at Yankee Stadium, Bronx, N.Y., Oct. 22

|      |          |       |       |    |        |    |        |
|------|----------|-------|-------|----|--------|----|--------|
| SEA  | 0 0 0    | 0 0 0 | 3 0 0 | -  | 3      | 9  | 1      |
| NY Y | 0 0 4    | 1 0 4 | 0 3 X | -  | 12     | 13 | 1      |
| W-   | Pettitte | L-    | Sele  | S- | (none) | A- | 56,370 |

## 2001 WORLD SERIES

All games were won by the home team in one of the most thrilling World Series of all time...President George W. Bush threw out the ceremonial first pitch prior Game 3 at Yankee Stadium...the Yankees came back from two-run deficits with two outs in the ninth vs. Arizona's Byung-Hyun Kim in both Games 4 and 5...Tino Martinez tied Game 4 with a two-run home run and Derek Jeter earned the nickname, "Mr. November," with a solo HR to win it in the 10th...Scott Brosius hit a two-run homer to tie Game 5 before Alfonso Soriano won the game with an RBI-single in the 12th...despite taking a 2-1 lead on a Soriano solo homer in the eighth inning of Game 7, the Yankees lost the Series after Mariano Rivera allowed two runs in the ninth with the winning run scoring on a bloop single by Luis Gonzalez.

**New York Yankees (AL)** 3  
**Arizona Diamondbacks (NL)** 4



**Game 1 at Bank One Ballpark, Phoenix, Ariz., Oct. 27**  
 NYY 1 0 0 0 0 0 0 0 - 1 3 2  
 ARI 1 0 4 4 0 0 0 0 X - 9 10 0  
 W - Schilling L - Mussina S - (none) A - 49,646

**Game 2 at Bank One Ballpark, Phoenix, Ariz., Oct. 28**  
 NYY 0 0 0 0 0 0 0 0 - 0 3 0  
 ARI 0 1 0 0 0 0 3 0 X - 4 5 0  
 W - Johnson L - Pettitte S - (none) A - 49,646

**Game 3 at Yankee Stadium, Bronx, N.Y., Oct. 30**  
 ARI 0 0 0 1 0 0 0 0 - 1 3 3  
 NYY 0 1 0 0 0 1 0 0 X - 2 7 1  
 W - Clemens L - Anderson S - Rivera A - 55,820

**Game 4 at Yankee Stadium, Bronx, N.Y., Oct. 31**  
 ARI 0 0 0 1 0 0 0 2 0 0 - 3 6 0  
 NYY 0 0 1 0 0 0 0 2 2 1 - 4 7 0  
 W - Rivera L - Kim S - (none) A - 55,863

**Game 5 at Yankee Stadium, Bronx, N.Y., Nov. 1**  
 ARI 0 0 0 0 2 0 0 0 0 0 0 - 2 8 0  
 NYY 0 0 0 0 0 0 0 2 0 0 1 - 3 9 1  
 W - Hitchcock L - Lopez S - (none) A - 56,018

**Game 6 at Bank One Ballpark, Phoenix, Ariz., Nov. 3**  
 NYY 0 0 0 0 2 0 0 0 - 2 7 1  
 ARI 1 3 8 3 0 0 0 0 X - 15 22 0  
 W - Johnson L - Pettitte S - (none) A - 49,707

**Game 7 at Bank One Ballpark, Phoenix, Ariz., Nov. 4**  
 NYY 0 0 0 0 0 1 1 0 - 2 6 3  
 ARI 0 0 0 0 0 1 0 0 2 - 3 11 0  
 W - Johnson L - Rivera S - (none) A - 49,589



Tino Martinez sets the stage for an improbable Yankees comeback with a game-tying, two-out, two-run, ninth-inning home run in 2001 World Series.



Derek Jeter becomes "Mr. November" with his game-winning home run in Game 4 of the 2001 World Series vs. Arizona.



Scott Brosius ties Game 5 of the 2001 World Series with his two-out, ninth-inning HR off Arizona's Byung-Hyun Kim.

### 2002 DIVISION SERIES

The Yankees had their Division Series winning streak snapped at four, losing their first DS since 1997 vs. Cleveland...Derek Jeter batted .500 (8-for-16) with 2HR and 3RBI.

Anaheim Angels (AL) 3  
 New York Yankees (AL) 1

**Game 1 at Yankee Stadium, Bronx, N.Y., Oct. 1**  
 ANA 0 0 1 0 2 1 0 0 1 0 - 5 12 0  
 NYY 1 0 0 2 1 0 0 4 X - 8 8 1  
 W - Karsay L - Weber S - Rivera A - 56,710

**Game 2 at Yankee Stadium, Bronx, N.Y., Oct. 2**  
 ANA 1 2 1 0 0 0 0 3 1 - 8 17 1  
 NYY 0 0 1 2 0 2 0 0 1 - 6 12 1  
 W - Rodriguez L - Hernandez S - Percival A - 56,695

**Game 3 at Edison International Field, Anaheim, Oct. 4**  
 NYY 3 0 3 0 0 0 0 0 - 6 6 0  
 ANA 0 1 2 1 0 1 1 3 X - 9 12 0  
 W - Rodriguez L - Stanton S - Percival A - 45,072

**Game 4 at Edison International Field, Anaheim, Oct. 5**  
 NYY 0 1 0 0 1 1 1 0 1 - 5 12 2  
 ANA 0 0 1 0 8 0 0 0 X - 9 15 1  
 W - Washburn L - Wells S - (none) A - 45,067

### 2003 DIVISION SERIES

The Yankees held Minnesota to just six runs in four games, including one run in each of Games 2, 3 and 4...Derek Jeter batted .429 (6-for-14) with 1HR.

Minnesota Twins (AL) 1  
 New York Yankees (AL) 3

**GAME 1 at Yankee Stadium, Bronx, N.Y., Sept. 30**  
 MIN 0 0 1 0 0 2 0 0 0 - 3 8 0  
 NYY 0 0 0 0 0 0 0 0 1 - 1 9 1  
 W - Hawkins L - Mussina S - Guardado A - 56,292

**GAME 2 at Yankee Stadium, Bronx, N.Y., Oct. 2**  
 MIN 0 0 0 0 1 0 0 0 - 1 4 1  
 NYY 1 0 0 0 0 0 3 0 X - 4 8 1  
 W - Pettitte L - Radke S - Rivera A - 56,479

**GAME 3 at Metrodome, Minneapolis, Oct. 4**  
 NYY 0 2 1 0 0 0 0 0 - 3 8 1  
 MIN 0 0 1 0 0 0 0 0 - 1 5 0  
 W - Clemens L - Lohse S - Rivera A - 55,915

**GAME 4 at Metrodome, Minneapolis, Oct. 5**  
 NYY 0 0 0 6 0 0 0 1 1 - 8 13 0  
 MIN 0 0 0 1 0 0 0 0 - 1 9 1  
 W - Wells L - Santana S - (none) A - 55,875



## 2003 CHAMPIONSHIP SERIES

Defined by the final game, the Series was won on Aaron Boone's first pitch leadoff home run off Tim Wakefield in the bottom of the 11th inning of Game 7...in the contest, the Yankees came back from a 5-2 deficit heading into the bottom of the eighth...Mike Mussina made his first-ever relief appearance, getting a strikeout and double play with two on and no outs in the fourth to keep the Yankees in the game...tossed 3.0 scoreless IP on two days' rest...Jason Giambi hit solo homers in the fifth and seventh...the Yankees scored three runs in the eighth off Pedro Martinez to tie the game, 5-5...Mariano Rivera tossed 3.0 scoreless innings, pitching the ninth, 10th and 11th, to earn the win.

**Boston Red Sox (AL) 3**  
**New York Yankees (AL) 4**

### GAME 1 at Yankee Stadium, Bronx, N.Y., Oct. 8

|             |           |              |          |   |   |    |   |
|-------------|-----------|--------------|----------|---|---|----|---|
| BOS         | 0 0 0     | 2 2 0        | 1 0 0    | - | 5 | 13 | 0 |
| NY Yankees  | 0 0 0     | 0 0 0        | 2 0 0    | - | 2 | 3  | 0 |
| W-Wakefield | L-Mussina | S-Williamson | A-56,281 |   |   |    |   |

### GAME 2 at Yankee Stadium, Bronx, N.Y., Oct. 9

|            |        |          |          |   |   |    |   |
|------------|--------|----------|----------|---|---|----|---|
| BOS        | 0 1 0  | 0 0 1    | 0 0 0    | - | 2 | 10 | 1 |
| NY Yankees | 0 2 1  | 0 1 0    | 2 0 X    | - | 6 | 8  | 0 |
| W-Pettitte | L-Lowe | S-(none) | A-56,295 |   |   |    |   |

### GAME 3 at Fenway Park, Boston, Oct. 11

|            |            |          |          |   |   |   |   |
|------------|------------|----------|----------|---|---|---|---|
| NY Yankees | 0 1 1      | 2 0 0    | 0 0 0    | - | 4 | 7 | 0 |
| BOS        | 2 0 0      | 0 0 0    | 1 0 0    | - | 3 | 6 | 0 |
| W-Clemens  | L-Martinez | S-Rivera | A-34,209 |   |   |   |   |

### GAME 4 at Fenway Park, Boston, Oct. 13

|             |           |              |          |   |   |   |   |
|-------------|-----------|--------------|----------|---|---|---|---|
| NY Yankees  | 0 0 0     | 0 1 0        | 0 0 1    | - | 2 | 6 | 1 |
| BOS         | 0 0 0     | 1 1 0        | 1 0 X    | - | 3 | 6 | 0 |
| W-Wakefield | L-Mussina | S-Williamson | A-34,599 |   |   |   |   |

### GAME 5 at Fenway Park, Boston, Oct. 14


|            |        |          |          |   |   |   |   |
|------------|--------|----------|----------|---|---|---|---|
| NY Yankees | 0 3 0  | 0 0 0    | 0 1 0    | - | 4 | 7 | 1 |
| BOS        | 0 0 0  | 1 0 0    | 0 1 0    | - | 2 | 6 | 1 |
| W-Wells    | L-Lowe | S-Rivera | A-34,619 |   |   |   |   |

### GAME 6 at Yankee Stadium, Bronx, N.Y., Oct. 15

|            |             |              |          |   |   |    |   |
|------------|-------------|--------------|----------|---|---|----|---|
| BOS        | 0 0 4       | 0 0 0        | 3 0 2    | - | 9 | 16 | 1 |
| NY Yankees | 1 0 0       | 4 1 0        | 0 0 0    | - | 6 | 12 | 2 |
| W-Embree   | L-Contreras | S-Williamson | A-56,277 |   |   |    |   |

### GAME 7 at Yankee Stadium, Bronx, N.Y., Oct. 16

|            |             |          |          |     |   |   |    |   |
|------------|-------------|----------|----------|-----|---|---|----|---|
| BOS        | 0 3 0       | 1 0 0    | 0 1 0    | 0 0 | - | 5 | 11 | 0 |
| NY Yankees | 0 0 0       | 0 1 0    | 1 3 0    | 0 1 | - | 6 | 11 | 1 |
| W-Rivera   | L-Wakefield | S-(none) | A-56,279 |     |   |   |    |   |



Aaron Boone wins Game 7 of the 2003 ALCS with his 11th inning home run off Boston's Tim Wakefield.

## 2003 WORLD SERIES

The Yankees outscored Florida, 21-17, in defeat...Andy Pettitte allowed just 3R (1ER) in 15.2IP over two starts, including a win in Game 2 and a loss in the decisive Game 6...Bernie Williams batted .400 (10-for-25) with 5R, 2HR and 5RBI.

**Florida Marlins (NL) 4**  
**New York Yankees (AL) 2**

### GAME 1 at Yankee Stadium, Bronx, N.Y., Oct. 18

|            |         |          |          |   |   |   |   |
|------------|---------|----------|----------|---|---|---|---|
| FLA        | 1 0 0   | 0 2 0    | 0 0 0    | - | 3 | 7 | 1 |
| NY Yankees | 0 0 1   | 0 0 1    | 0 0 0    | - | 2 | 9 | 0 |
| W-Penny    | L-Wells | S-Urbina | A-55,769 |   |   |   |   |

### GAME 2 at Yankee Stadium, Bronx, N.Y., Oct. 19

|            |          |          |          |   |   |    |   |
|------------|----------|----------|----------|---|---|----|---|
| FLA        | 0 0 0    | 0 0 0    | 0 0 1    | - | 1 | 6  | 0 |
| NY Yankees | 3 1 0    | 2 0 0    | 0 0 X    | - | 6 | 10 | 2 |
| W-Pettitte | L-Redman | S-(none) | A-55,750 |   |   |    |   |

### GAME 3 at Pro Player Stadium, Miami, Oct. 21

|            |           |          |          |   |   |   |   |
|------------|-----------|----------|----------|---|---|---|---|
| NY Yankees | 0 0 0     | 1 0 0    | 0 1 4    | - | 6 | 6 | 1 |
| FLA        | 1 0 0     | 0 0 0    | 0 0 0    | - | 1 | 8 | 0 |
| W-Mussina  | L-Beckett | S-Rivera | A-65,731 |   |   |   |   |

### GAME 4 at Pro Player Stadium, Miami, Oct. 22

|            |          |          |          |       |   |   |    |   |
|------------|----------|----------|----------|-------|---|---|----|---|
| NY Yankees | 0 1 0    | 0 0 0    | 0 0 2    | 0 0 0 | - | 3 | 12 | 0 |
| FLA        | 3 0 0    | 0 0 0    | 0 0 0    | 0 0 1 | - | 4 | 10 | 0 |
| W-Looper   | L-Weaver | S-(none) | A-65,934 |       |   |   |    |   |

### GAME 5 at Pro Player Stadium, Miami, Oct. 23

|            |             |          |          |   |   |    |   |
|------------|-------------|----------|----------|---|---|----|---|
| NY Yankees | 1 0 0       | 0 0 0    | 1 0 2    | - | 4 | 12 | 1 |
| FLA        | 0 3 0       | 1 2 0    | 0 0 X    | - | 6 | 9  | 1 |
| W-Penny    | L-Contreras | S-Urbina | A-65,975 |   |   |    |   |

### GAME 6 at Yankee Stadium, Bronx, N.Y., Oct. 25

|            |            |          |          |   |   |   |   |
|------------|------------|----------|----------|---|---|---|---|
| FLA        | 0 0 0      | 0 1 1    | 0 0 0    | - | 2 | 7 | 0 |
| NY Yankees | 0 0 0      | 0 0 0    | 0 0 0    | - | 0 | 5 | 1 |
| W-Beckett  | L-Pettitte | S-(none) | A-55,773 |   |   |   |   |

## 2004 DIVISION SERIES

The Yankees defeated Minnesota in the ALDS for the second straight season...won Game 2 scoring twice in the 12th inning and Game 4 with one run in the 11th...Alex Rodriguez batted .421 (8-for-19) with 1HR and 3RBI.

**Minnesota Twins (AL) 1**  
**New York Yankees (AL) 3**

### GAME 1 at Yankee Stadium, Bronx, N.Y., Oct. 5

|            |           |          |          |   |   |   |   |
|------------|-----------|----------|----------|---|---|---|---|
| MIN        | 0 0 1     | 0 0 1    | 0 0 0    | - | 2 | 7 | 0 |
| NY Yankees | 0 0 0     | 0 0 0    | 0 0 0    | - | 0 | 9 | 0 |
| W-Santana  | L-Mussina | S-Nathan | A-55,749 |   |   |   |   |

### GAME 2 at Yankee Stadium, Bronx, N.Y., Oct. 6

|             |          |          |          |       |   |   |    |   |
|-------------|----------|----------|----------|-------|---|---|----|---|
| MIN         | 1 2 0    | 0 0 0    | 0 2 0    | 0 0 1 | - | 6 | 12 | 0 |
| NY Yankees  | 1 0 2    | 0 1 0    | 1 0 0    | 0 0 2 | - | 7 | 9  | 0 |
| W-Quantrill | L-Nathan | S-(none) | A-56,354 |       |   |   |    |   |

### GAME 3 at Metrodome, Minneapolis, Oct. 8

|            |         |          |          |   |   |    |   |
|------------|---------|----------|----------|---|---|----|---|
| NY Yankees | 0 3 0   | 0 0 4    | 1 0 0    | - | 8 | 14 | 1 |
| MIN        | 1 0 0   | 0 0 0    | 0 0 3    | - | 4 | 12 | 1 |
| W-Brown    | L-Silva | S-(none) | A-54,803 |   |   |    |   |

### GAME 4 at Metrodome, Minneapolis, Oct. 9

|            |         |          |          |     |   |   |    |   |
|------------|---------|----------|----------|-----|---|---|----|---|
| NY Yankees | 0 0 1   | 0 0 0    | 0 4 0    | 0 1 | - | 6 | 11 | 0 |
| MIN        | 1 0 0   | 1 3 0    | 0 0 0    | 0 0 | - | 5 | 12 | 1 |
| W-Rivera   | L-Lohse | S-(none) | A-52,498 |     |   |   |    |   |



## 2004 CHAMPIONSHIP SERIES

The Yankees became the first team in MLB postseason history to drop a series after leading 3-games-to-0...scored 19 runs in their Game 3 win, marking the most ever by one team in an ALCS game...Hideki Matsui batted .412 (14-for-34) with 6 doubles, 1 triple, 2HR and 10RBI in the series, establishing the all-time mark for extra-base hits in a postseason series.

**Boston Red Sox (AL) 4**

**New York Yankees (AL) 3**

### GAME 1 at Yankee Stadium, Bronx, N.Y., Oct. 12

|           |             |          |          |   |    |    |   |  |
|-----------|-------------|----------|----------|---|----|----|---|--|
| BOS       | 0 0 0       | 0 0 0    | 5 2 0    | - | 7  | 10 | 0 |  |
| NY        | 2 0 4       | 0 0 2    | 0 2 X    | - | 10 | 14 | 0 |  |
| W-Mussina | L-Schilling | S-Rivera | A-56,135 |   |    |    |   |  |

### GAME 2 at Yankee Stadium, Bronx, N.Y., Oct. 13

|          |            |          |          |   |   |   |   |  |
|----------|------------|----------|----------|---|---|---|---|--|
| BOS      | 0 0 0      | 0 0 0    | 0 1 0    | - | 1 | 5 | 0 |  |
| NY       | 1 0 0      | 0 0 2    | 0 0 X    | - | 3 | 7 | 0 |  |
| W-Lieber | L-Martinez | S-Rivera | A-56,136 |   |   |   |   |  |

### GAME 3 at Fenway Park, Boston, Oct. 16

|           |           |          |          |   |    |    |   |  |
|-----------|-----------|----------|----------|---|----|----|---|--|
| NY        | 3 0 3     | 5 2 0    | 4 0 2    | - | 19 | 22 | 1 |  |
| BOS       | 0 4 2     | 0 0 0    | 2 0 0    | - | 8  | 15 | 0 |  |
| W-Vazquez | L-Mendoza | S-(none) | A-35,126 |   |    |    |   |  |

### GAME 4 at Fenway Park, Boston, Oct. 17

|            |             |          |          |       |   |   |    |   |
|------------|-------------|----------|----------|-------|---|---|----|---|
| NY         | 0 0 2       | 0 0 2    | 0 0 0    | 0 0 0 | - | 4 | 12 | 1 |
| BOS        | 0 0 0       | 0 3 0    | 0 0 1    | 0 0 2 | - | 6 | 8  | 0 |
| W-Leskanic | L-Quantrill | S-(none) | A-35,826 |       |   |   |    |   |

### GAME 5 at Fenway Park, Boston, Oct. 18

|             |          |          |          |       |   |   |   |    |    |   |
|-------------|----------|----------|----------|-------|---|---|---|----|----|---|
| NY          | 0 1 0    | 0 0 3    | 0 0 0    | 0 0 0 | 0 | - | 4 | 12 | 1  |   |
| BOS         | 2 0 0    | 0 0 0    | 0 2 0    | 0 0 0 | 0 | 1 | - | 5  | 13 | 1 |
| W-Wakefield | L-Loaiza | S-(none) | A-35,120 |       |   |   |   |    |    |   |

### GAME 6 at Yankee Stadium, Bronx, N.Y., Oct. 19

|             |          |          |          |   |   |    |   |  |
|-------------|----------|----------|----------|---|---|----|---|--|
| BOS         | 0 0 0    | 4 0 0    | 0 0 0    | - | 4 | 11 | 0 |  |
| NY          | 0 0 0    | 0 0 0    | 1 1 0    | - | 2 | 6  | 0 |  |
| W-Schilling | L-Lieber | S-Foulke | A-56,128 |   |   |    |   |  |

### GAME 7 at Yankee Stadium, Bronx, N.Y., Oct. 20

|        |         |          |          |   |    |    |   |  |
|--------|---------|----------|----------|---|----|----|---|--|
| BOS    | 2 4 0   | 2 0 0    | 0 1 1    | - | 10 | 13 | 0 |  |
| NY     | 0 0 1   | 0 0 0    | 2 0 0    | - | 3  | 5  | 1 |  |
| W-Lowe | L-Brown | S-(none) | A-56,129 |   |    |    |   |  |

## 2005 DIVISION SERIES

Mariano Rivera saved both of the Yankees' victories...Derek Jeter tied for the team lead in both RBI (5) and runs scored (4).

**New York Yankees (AL) 2**

**Los Angeles Angels of Anaheim (AL) 3**

### GAME 1 at Angel Stadium, Anaheim, Oct. 4

|           |         |          |          |   |   |   |   |  |
|-----------|---------|----------|----------|---|---|---|---|--|
| NY        | 3 1 0   | 0 0 0    | 0 0 0    | - | 4 | 9 | 0 |  |
| LAA       | 0 0 0   | 0 0 0    | 1 0 1    | - | 2 | 7 | 0 |  |
| W-Mussina | L-Colon | S-Rivera | A-45,142 |   |   |   |   |  |

### GAME 2 at Angel Stadium, Anaheim, Oct. 5

|           |        |             |          |   |   |   |   |  |
|-----------|--------|-------------|----------|---|---|---|---|--|
| NY        | 0 1 0  | 0 1 0       | 0 0 1    | - | 3 | 6 | 3 |  |
| LAA       | 0 0 0  | 0 1 1       | 2 1 X    | - | 5 | 7 | 0 |  |
| W-Escobar | L-Wang | S-Rodriguez | A-45,150 |   |   |   |   |  |

### GAME 3 at Yankee Stadium, Bronx, N.Y., Oct. 7

|           |         |          |          |   |    |    |   |  |
|-----------|---------|----------|----------|---|----|----|---|--|
| LAA       | 3 0 2   | 0 0 2    | 2 2 0    | - | 11 | 19 | 1 |  |
| NY        | 0 0 0   | 4 2 0    | 0 1 0    | - | 7  | 12 | 2 |  |
| W-Shields | L-Small | S-(none) | A-56,277 |   |    |    |   |  |

### GAME 4 at Yankee Stadium, Bronx, N.Y., Oct. 9

|          |           |          |          |   |   |   |   |  |
|----------|-----------|----------|----------|---|---|---|---|--|
| LAA      | 0 0 0     | 0 0 2    | 0 0 0    | - | 2 | 4 | 0 |  |
| NY       | 0 0 0     | 0 0 1    | 2 0 X    | - | 3 | 4 | 1 |  |
| W-Leiter | L-Shields | S-Rivera | A-56,226 |   |   |   |   |  |

### GAME 5 at Angel Stadium, Anaheim, Oct. 10

|           |           |             |          |   |   |    |   |  |
|-----------|-----------|-------------|----------|---|---|----|---|--|
| NY        | 0 2 0     | 0 0 0       | 1 0 0    | - | 3 | 11 | 0 |  |
| LAA       | 0 3 2     | 0 0 0       | 0 0 X    | - | 5 | 9  | 0 |  |
| W-Santana | L-Mussina | S-Rodriguez | A-45,133 |   |   |    |   |  |

## 2006 DIVISION SERIES

Chien-Ming Wang recorded his first career postseason win in Game 1...Derek Jeter (8-for-16) and Jorge Posada (7-for-14) combined for 15 of the team's 33 overall hits.

**Detroit Tigers (AL) 3**

**New York Yankees (AL) 1**

### GAME 1 at Yankee Stadium, Bronx, N.Y., Oct. 3

|        |             |          |          |   |   |    |   |  |
|--------|-------------|----------|----------|---|---|----|---|--|
| DET    | 0 0 0       | 0 3 0    | 1 0 0    | - | 4 | 12 | 1 |  |
| NY     | 0 0 5       | 0 0 2    | 0 1 X    | - | 8 | 14 | 0 |  |
| W-Wang | L-Robertson | S-(none) | A-56,291 |   |   |    |   |  |

### GAME 2 at Yankee Stadium, Bronx, N.Y., Oct. 5

|          |           |         |          |   |   |   |   |  |
|----------|-----------|---------|----------|---|---|---|---|--|
| DET      | 0 1 0     | 0 1 1   | 1 0 0    | - | 4 | 8 | 0 |  |
| NY       | 0 0 0     | 3 0 0   | 0 0 0    | - | 3 | 8 | 1 |  |
| W-Walker | L-Mussina | S-Jones | A-56,252 |   |   |   |   |  |

### GAME 3 at Comerica Park, Detroit, Oct. 6

|          |           |          |          |   |   |    |   |  |
|----------|-----------|----------|----------|---|---|----|---|--|
| NY       | 0 0 0     | 0 0 0    | 0 0 0    | - | 0 | 5  | 0 |  |
| DET      | 0 3 0     | 0 0 2    | 1 0 X    | - | 6 | 10 | 0 |  |
| W-Rogers | L-Johnson | S-(none) | A-43,440 |   |   |    |   |  |

### GAME 4 at Comerica Park, Detroit, Oct. 7

|             |          |          |          |   |   |    |   |  |
|-------------|----------|----------|----------|---|---|----|---|--|
| NY          | 0 0 0    | 0 0 0    | 1 0 2    | - | 3 | 6  | 2 |  |
| DET         | 0 3 1    | 0 3 1    | 0 0 X    | - | 8 | 13 | 0 |  |
| W-Bonderman | L-Wright | S-(none) | A-43,126 |   |   |    |   |  |

## 2007 DIVISION SERIES

The Yankees were outth, .315 to .228, in the series...the Yankees' 2-1, 11-inning loss in Game 2 featured the unusual postseason debut of Joba Chamberlain, who allowed the go-ahead run in the eighth on 2BB, 2WP and 1HP while "midges" descended on the pitcher's mound.

**New York Yankees (AL) 1**

**Cleveland Indians (AL) 3**

### GAME 1 at Jacobs Field, Cleveland, Oct. 4

|            |        |          |          |   |    |    |   |  |
|------------|--------|----------|----------|---|----|----|---|--|
| NY         | 1 0 0  | 1 1 0    | 0 0 0    | - | 3  | 5  | 0 |  |
| CLE        | 3 0 1  | 0 5 2    | 0 1 X    | - | 12 | 14 | 0 |  |
| W-Sabathia | L-Wang | S-(none) | A-44,608 |   |    |    |   |  |

### GAME 2 at Jacobs Field, Cleveland, Oct. 5

|         |            |          |          |   |   |   |   |   |
|---------|------------|----------|----------|---|---|---|---|---|
| NY      | 0 0 1      | 0 0 0    | 0 0 0    | 0 | - | 1 | 3 | 0 |
| CLE     | 0 0 0      | 0 0 0    | 1 0 0    | 1 | - | 2 | 9 | 1 |
| W-Perez | L-Vizcaino | S-(none) | A-44,732 |   |   |   |   |   |

### GAME 3 at Yankee Stadium, Bronx, N.Y., Oct. 7

|          |             |          |          |   |   |    |   |  |
|----------|-------------|----------|----------|---|---|----|---|--|
| CLE      | 1 1 1       | 0 0 0    | 1 0      | - | 4 | 9  | 1 |  |
| NY       | 0 0 1       | 0 4 3    | 0 0 X    | - | 8 | 11 | 1 |  |
| W-Hughes | L-Westbrook | S-(none) | A-56,358 |   |   |    |   |  |

### GAME 4 at Yankee Stadium, Bronx, N.Y., Oct. 8

|        |        |            |          |   |   |    |   |  |
|--------|--------|------------|----------|---|---|----|---|--|
| CLE    | 2 2 0  | 2 0 0      | 0 0 0    | - | 6 | 13 | 0 |  |
| NY     | 0 1 0  | 0 0 1      | 1 0 1    | - | 4 | 12 | 0 |  |
| W-Byrd | L-Wang | S-Borowski | A-56,315 |   |   |    |   |  |

## 2009 DIVISION SERIES

The Yankees recorded their third all-time ALDS sweep (also 1998-99 vs. Texas) and fourth "best-of-five" series sweep (also 1981 ALCS vs. Oakland)...came back from deficits in all three games...out-homered the Twins, 6-0...Yankees starters allowed just 3ER and three extra-base hits in 19.0IP with a 1.42 ERA...Alex Rodriguez batted a team-high .455 (5-for-11) with 2HR and 6RBI.

**Minnesota Twins (AL) 0**

**New York Yankees (AL) 3**

### GAME 1 at Yankee Stadium, Bronx, N.Y., Oct. 7

|            |            |          |          |   |   |    |   |  |
|------------|------------|----------|----------|---|---|----|---|--|
| MIN        | 0 0 2      | 0 0 0    | 0 0 0    | - | 2 | 10 | 1 |  |
| NY         | 0 0 2      | 1 3 0    | 1 0 X    | - | 7 | 9  | 0 |  |
| W-Sabathia | L-Duensing | S-(none) | A-44,464 |   |   |    |   |  |

### GAME 2 at Yankee Stadium, Bronx, N.Y., Oct. 9

|             |           |          |          |   |   |   |    |   |
|-------------|-----------|----------|----------|---|---|---|----|---|
| MIN         | 0 0 0     | 0 0 1    | 0 2 0    | 0 | - | 3 | 12 | 1 |
| NY          | 0 0 0     | 0 0 1    | 0 2 0    | 1 | - | 4 | 7  | 0 |
| W-Robertson | L-Mijares | S-(none) | A-50,006 |   |   |   |    |   |

### GAME 3 at Metrodome, Minneapolis, Oct. 11

|            |          |          |          |   |   |   |   |  |
|------------|----------|----------|----------|---|---|---|---|--|
| NY         | 0 0 0    | 0 0 0    | 2 0 2    | - | 4 | 7 | 0 |  |
| MIN        | 0 0 0    | 0 0 1    | 0 0 0    | - | 1 | 7 | 0 |  |
| W-Pettitte | L-Pavano | S-Rivera | A-54,735 |   |   |   |   |  |



## 2009 CHAMPIONSHIP SERIES

The Yankees won their 40th AL pennant...hit 8HR and drew 38BB over the six games, while holding the Majors' second-highest scoring team to an average of 3.2R/G...won Game 2 in 13 innings on a throwing error by Maicer Izturis...CC Sabathia earned ALCS MVP honors, going 2-0 with a 1.13 ERA (16.0IP, 2ER) in two starts...Alex Rodriguez batted a team-high .429 (9-for-21) with 6R, 3HR, 6RBI and 8BB.

**Los Angeles Angels (AL) 2**  
**New York Yankees (AL) 4**

### GAME 1 at Yankee Stadium, Bronx, N.Y., Oct. 16

|              |            |            |            |   |   |    |   |
|--------------|------------|------------|------------|---|---|----|---|
| LAA          | 0 0 0      | 1 0 0      | 0 0 0      | - | 1 | 4  | 3 |
| NY Yankees   | 2 0 0      | 0 1 1      | 0 0 x      | - | 4 | 10 | 0 |
| W - Sabathia | L - Lackey | S - Rivera | A - 48,688 |   |   |    |   |

### GAME 2 at Yankee Stadium, Bronx, N.Y., Oct. 17

|               |             |            |            |       |   |   |   |    |   |
|---------------|-------------|------------|------------|-------|---|---|---|----|---|
| LAA           | 0 0 0       | 0 2 0      | 0 0 0      | 0 1 0 | 0 | - | 3 | 8  | 2 |
| NY Yankees    | 0 1 1       | 0 0 0      | 0 0 0      | 0 1 0 | 1 | - | 4 | 13 | 3 |
| W - Robertson | L - Santana | S - (none) | A - 49,922 |       |   |   |   |    |   |

### GAME 3 at Angel Stadium, Anaheim, Oct. 19

|             |            |            |            |     |   |   |    |   |
|-------------|------------|------------|------------|-----|---|---|----|---|
| NY Yankees  | 1 0 0      | 1 1 0      | 0 1 0      | 0 0 | - | 4 | 8  | 0 |
| LAA         | 0 0 0      | 0 1 2      | 1 0 0      | 0 1 | - | 5 | 13 | 0 |
| W - Santana | L - Aceves | S - (none) | A - 44,911 |     |   |   |    |   |

### GAME 4 at Angel Stadium, Anaheim, Oct. 20

|              |            |            |            |   |    |    |   |
|--------------|------------|------------|------------|---|----|----|---|
| NY Yankees   | 0 0 0      | 3 2 0      | 0 2 3      | - | 10 | 13 | 0 |
| LAA          | 0 0 0      | 0 1 0      | 0 0 0      | - | 1  | 5  | 1 |
| W - Sabathia | L - Kazmir | S - (none) | A - 45,160 |   |    |    |   |

### GAME 5 at Angel Stadium, Anaheim, Oct. 22

|            |            |             |            |   |   |    |   |
|------------|------------|-------------|------------|---|---|----|---|
| NY Yankees | 0 0 0      | 0 0 0       | 6 0 0      | - | 6 | 9  | 0 |
| LAA        | 4 0 0      | 0 0 0       | 3 0 x      | - | 7 | 12 | 0 |
| W - Jepsen | L - Hughes | S - Fuentes | A - 45,113 |   |   |    |   |

### GAME 6 at Yankee Stadium, Bronx, N.Y., Oct. 25

|              |              |            |            |   |   |   |   |
|--------------|--------------|------------|------------|---|---|---|---|
| LAA          | 0 0 1        | 0 0 0      | 0 1 0      | - | 2 | 9 | 2 |
| NY Yankees   | 0 0 0        | 3 0 0      | 0 2 x      | - | 5 | 9 | 0 |
| W - Pettitte | L - Saunders | S - Rivera | A - 50,173 |   |   |   |   |

## 2009 WORLD SERIES

The Yankees won their 27th World Championship and first since 2000...Hideki Matsui (.615 BA., 3HR, 8RBI) was the unanimous World Series MVP, marking the first time a Japanese player earned the honor...had 6RBI (single, double, HR) in the Game 6 clincher, tying Bobby Richardson's (1960 Game 3) single-game World Series record, since matched by the Cardinals' Albert Pujols (2011 Game 3 at Texas) and the Cubs' Addison Russell (2016 Game 6 at Cleveland)...Andy Pettitte became the third-oldest pitcher to win a World Series clinching game (behind Burleigh Grimes-1931 and Eddie Plank-1913) and the first pitcher in baseball history to start and win all three clinching games of a single postseason (DS, CS, WS).

**Philadelphia Phillies (NL) 2**  
**New York Yankees (AL) 4**

### GAME 1 at Yankee Stadium, Bronx, N.Y., Oct. 28

|            |              |            |            |   |   |   |   |
|------------|--------------|------------|------------|---|---|---|---|
| PHI        | 0 0 1        | 0 0 1      | 0 2 2      | - | 6 | 9 | 1 |
| NY Yankees | 0 0 0        | 0 0 0      | 0 0 1      | - | 1 | 6 | 0 |
| W - Lee    | L - Sabathia | S - (none) | A - 50,207 |   |   |   |   |

### GAME 2 at Yankee Stadium, Bronx, N.Y., Oct. 29

|             |              |            |            |   |   |   |   |
|-------------|--------------|------------|------------|---|---|---|---|
| PHI         | 0 1 0        | 0 0 0      | 0 0 0      | - | 1 | 6 | 0 |
| NY Yankees  | 0 0 0        | 1 0 1      | 1 0 x      | - | 3 | 8 | 0 |
| W - Burnett | L - Martinez | S - Rivera | A - 50,181 |   |   |   |   |

### GAME 3 at Citizens Bank Park, Philadelphia, Oct. 31

|              |            |            |            |   |   |   |   |
|--------------|------------|------------|------------|---|---|---|---|
| NY Yankees   | 0 0 0      | 2 3 1      | 1 1 0      | - | 8 | 8 | 1 |
| PHI          | 0 3 0      | 0 0 1      | 0 0 1      | - | 5 | 6 | 0 |
| W - Pettitte | L - Hamels | S - (none) | A - 46,061 |   |   |   |   |

### GAME 4 at Citizens Bank Park, Philadelphia, Nov. 1

|                 |           |            |            |   |   |   |   |
|-----------------|-----------|------------|------------|---|---|---|---|
| NY Yankees      | 2 0 0     | 0 2 0      | 0 0 3      | - | 7 | 9 | 1 |
| PHI             | 1 0 0     | 1 0 0      | 1 1 0      | - | 4 | 8 | 1 |
| W - Chamberlain | L - Lidge | S - Rivera | A - 46,145 |   |   |   |   |

### GAME 5 at Citizens Bank Park, Philadelphia, Nov. 2

|            |             |            |            |   |   |    |   |
|------------|-------------|------------|------------|---|---|----|---|
| NY Yankees | 1 0 0       | 0 1 0      | 0 3 1      | - | 6 | 10 | 0 |
| PHI        | 3 0 3       | 0 0 0      | 2 0 x      | - | 8 | 9  | 0 |
| W - Lee    | L - Burnett | S - Madson | A - 46,178 |   |   |    |   |

### GAME 6 at Yankee Stadium, Bronx, N.Y., Nov. 4

|              |              |            |            |   |   |   |   |
|--------------|--------------|------------|------------|---|---|---|---|
| PHI          | 0 0 1        | 0 0 2      | 0 0 0      | - | 3 | 6 | 0 |
| NY Yankees   | 0 2 2        | 0 3 0      | 0 0 x      | - | 7 | 8 | 0 |
| W - Pettitte | L - Martinez | S - (none) | A - 50,315 |   |   |   |   |



The Yankees celebrate the 27th World Series championship in franchise history following their Game 6 victory.

## 2010 DIVISION SERIES

The Yankees swept Minnesota for the second straight year in the ALDS...marked their first ALDS series win after qualifying for the postseason as a Wild Card...outscored the Twins, 17-7, in the series...10 different Yankees drove in at least one run...Yankees relievers combined to allow just 1ER in 7.0IP...Phil Hughes won Game 3 with 7.0 shutout IP (4H, 1BB) in his first career postseason start.

**New York Yankees (AL) 3**  
**Minnesota Twins (AL) 0**

### GAME 1 at Target Field, Minneapolis, Minn., Oct. 6

|              |           |            |            |   |   |   |   |
|--------------|-----------|------------|------------|---|---|---|---|
| NY Yankees   | 0 0 0     | 0 0 4      | 2 0 0      | - | 6 | 9 | 0 |
| MIN          | 0 2 1     | 0 0 1      | 0 0 0      | - | 4 | 8 | 0 |
| W - Sabathia | L - Crain | S - Rivera | A - 42,032 |   |   |   |   |

### GAME 2 at Target Field, Minneapolis, Minn., Oct. 7

|              |            |            |            |   |   |    |   |
|--------------|------------|------------|------------|---|---|----|---|
| NY Yankees   | 0 0 0      | 1 1 0      | 2 0 1      | - | 5 | 12 | 0 |
| MIN          | 0 1 0      | 0 0 1      | 0 0 0      | - | 2 | 6  | 0 |
| W - Pettitte | L - Pavano | S - Rivera | A - 42,035 |   |   |    |   |

### GAME 3 at Yankee Stadium, Bronx, N.Y., Oct. 9

|            |              |            |            |   |   |    |   |
|------------|--------------|------------|------------|---|---|----|---|
| MIN        | 0 0 0        | 0 0 0      | 1 0 0      | - | 1 | 7  | 1 |
| NY Yankees | 0 1 1        | 3 0 0      | 1 0 x      | - | 6 | 12 | 0 |
| W - Hughes | L - Duensing | S - (none) | A - 50,840 |   |   |    |   |



## 2010 CHAMPIONSHIP SERIES

The Yankees lost a postseason series to Texas for the first time after wins in the ALDS in 1996, '98 and '99...were outscored 38-19 in the series and outhit 63-38...their 8-0 loss in Game 3 marked the worst postseason shutout loss in franchise history...Robinson Cano batted .348 (8-for-23) with 4HR and 5RBI...Curtis Granderson reached base safely in 13 of his 25PA (.520).

**New York Yankees (AL) 2**  
**Texas Rangers (AL) 4**

**GAME 1 at Rangers Ballpark, Arlington, Texas, Oct. 15**

|            |         |          |          |   |   |    |   |
|------------|---------|----------|----------|---|---|----|---|
| NY         | 0 0 0   | 0 0 0    | 1 5 0    | - | 6 | 10 | 1 |
| TEX        | 3 0 0   | 2 0 0    | 0 0 0    | - | 5 | 7  | 1 |
| W-Sabathia | L-O'Day | S-Rivera | A-50,930 |   |   |    |   |

**GAME 2 at Rangers Ballpark, Arlington, Texas, Oct. 16**

|         |          |          |          |   |   |    |   |
|---------|----------|----------|----------|---|---|----|---|
| NY      | 0 0 0    | 1 0 1    | 0 0 0    | - | 2 | 7  | 0 |
| TEX     | 1 2 2    | 0 0 0    | 0 0 x    | - | 7 | 12 | 0 |
| W-Lewis | L-Hughes | S-(none) | A-50,362 |   |   |    |   |

**GAME 3 at Yankee Stadium, Bronx, N.Y., Oct. 18**

|       |            |          |          |   |   |    |   |
|-------|------------|----------|----------|---|---|----|---|
| TEX   | 2 0 0      | 0 0 0    | 0 6 6    | - | 8 | 11 | 0 |
| NY    | 0 0 0      | 0 0 0    | 0 0 0    | - | 0 | 2  | 0 |
| W-Lee | L-Pettitte | S-(none) | A-49,480 |   |   |    |   |

**GAME 4 at Yankee Stadium, Bronx, N.Y., Oct. 19**

|           |           |          |          |   |    |    |   |
|-----------|-----------|----------|----------|---|----|----|---|
| TEX       | 0 0 2     | 0 0 3    | 2 0 3    | - | 10 | 13 | 0 |
| NY        | 0 1 1     | 1 0 0    | 0 0 0    | - | 3  | 7  | 0 |
| W-Holland | L-Burnett | S-Oliver | A-49,977 |   |    |    |   |

**GAME 5 at Yankee Stadium, Bronx, N.Y., Oct. 20**

|            |          |          |          |   |   |    |   |
|------------|----------|----------|----------|---|---|----|---|
| TEX        | 0 0 0    | 0 1 1    | 0 0 0    | - | 2 | 13 | 1 |
| NY         | 0 3 2    | 0 1 0    | 0 1 x    | - | 7 | 9  | 0 |
| W-Sabathia | L-Wilson | S-(none) | A-49,832 |   |   |    |   |

**GAME 6 at Rangers Ballpark, Arlington, Texas, Oct. 22**

|         |          |          |          |   |   |   |   |
|---------|----------|----------|----------|---|---|---|---|
| NY      | 0 0 0    | 0 1 0    | 0 0 0    | - | 1 | 3 | 0 |
| TEX     | 1 0 0    | 0 4 0    | 0 0 x    | - | 6 | 7 | 0 |
| W-Lewis | L-Hughes | S-(none) | A-51,404 |   |   |   |   |

## 2011 DIVISION SERIES

The Yankees dropped to 10-7 all time in the ALDS, losing their first ALDS since 2007...Robinson Cano set a Yankees ALDS record with 9RBI...marked the most RBI by a Yankee in a postseason series of five-or-fewer games since Graig Nettles had 9RBI in the 1981 ALCS vs. Oakland...also had four XBH (2 doubles, 2HR)...Jorge Posada posted a .579 OBP with 5 singles, 1 triple, 4BB and 1HP in 19PA...Brett Gardner batted .412 (7-for-17) with 5RBI.

**Detroit Tigers (AL) 3**  
**New York Yankees (AL) 2**

**GAME 1 at Yankee Stadium, Bronx, N.Y., Sept. 30**  
*(completed on October 1)*

|        |          |          |          |   |   |    |   |
|--------|----------|----------|----------|---|---|----|---|
| DET    | 1 0 0    | 0 0 0    | 0 0 2    | - | 3 | 7  | 0 |
| NY     | 1 0 0    | 0 1 6    | 0 1 x    | - | 9 | 11 | 0 |
| W-Nova | L-Fister | S-(none) | A-50,940 |   |   |    |   |

**GAME 2 at Yankee Stadium, Bronx, N.Y., Oct. 1**

|            |          |          |          |   |   |   |   |
|------------|----------|----------|----------|---|---|---|---|
| DET        | 2 0 0    | 0 0 2    | 0 0 1    | - | 5 | 9 | 0 |
| NY         | 0 0 0    | 0 0 0    | 0 1 2    | - | 3 | 5 | 1 |
| W-Scherzer | L-Garcia | S-(none) | A-50,596 |   |   |   |   |

**GAME 3 at Comerica Park, Detroit, Mich., Oct. 3**

|             |           |            |          |   |   |   |   |
|-------------|-----------|------------|----------|---|---|---|---|
| NY          | 2 0 0     | 0 0 0      | 2 0 0    | - | 4 | 6 | 0 |
| DET         | 0 0 2     | 0 1 1      | 0 0 x    | - | 5 | 8 | 0 |
| W-Verlander | L-Soriano | S-Valverde | A-43,581 |   |   |   |   |

**GAME 4 at Comerica Park, Detroit, Mich., Oct. 4**

|           |            |          |          |   |    |    |   |
|-----------|------------|----------|----------|---|----|----|---|
| NY        | 0 0 2      | 0 2 0    | 0 6 0    | - | 10 | 13 | 0 |
| DET       | 0 0 0      | 0 0 0    | 0 0 0    | - | 1  | 4  | 0 |
| W-Burnett | L-Porcello | S-(none) | A-43,527 |   |    |    |   |

**GAME 5 at Yankee Stadium, Bronx, N.Y., Oct. 6**

|          |             |            |          |   |   |    |   |
|----------|-------------|------------|----------|---|---|----|---|
| DET      | 2 0 0       | 0 1 0      | 0 0 0    | - | 3 | 8  | 0 |
| NY       | 0 0 0       | 0 1 0      | 1 0 0    | - | 2 | 10 | 0 |
| W-Fister | L-Ivan Nova | S-Valverde | A-50,960 |   |   |    |   |

## 2012 DIVISION SERIES

The Yankees improved to 12-11 all time in winner-take-all postseason games, snapping a three-game losing streak with their Game 5 win...Yankees starters went 2-1 with a 2.04 ERA (39.2IP, 9ER) and Yankees relievers allowed just 1ER in 11.1IP (0.79 ERA)...did not have a multi-run inning over the last four games...in Game 3 at Yankee Stadium, Raul Ibanez became the first player in MLB history to hit 2HR in a postseason game he didn't start, tying the game with a solo HR in the ninth and winning it with a solo HR in the 12th...CC Sabathia tossed a complete game in Game 5 (4H, 1R, 2B, 9K).

**Baltimore Orioles (AL) 2**  
**New York Yankees (AL) 3**

**GAME 1 at Camden Yards, Baltimore, Md., Oct. 7**

|            |           |          |          |   |   |    |   |
|------------|-----------|----------|----------|---|---|----|---|
| NY         | 1 0 0     | 1 0 0    | 0 0 5    | - | 7 | 10 | 1 |
| BAL        | 0 0 2     | 0 0 0    | 0 0 0    | - | 2 | 8  | 1 |
| W-Sabathia | L-Johnson | S-(none) | A-47,841 |   |   |    |   |

**GAME 2 at Camden Yards, Baltimore, Md., Oct. 8**

|        |            |           |          |   |   |   |   |
|--------|------------|-----------|----------|---|---|---|---|
| NY     | 1 0 0      | 0 0 0     | 1 0 0    | - | 2 | 9 | 2 |
| BAL    | 0 0 2      | 0 0 1     | 0 0 x    | - | 3 | 7 | 2 |
| W-Chen | L-Pettitte | S-Johnson | A-48,187 |   |   |   |   |

**GAME 3 at Yankee Stadium, Bronx, N.Y., Oct. 10**

|             |          |          |          |       |   |   |   |   |
|-------------|----------|----------|----------|-------|---|---|---|---|
| BAL         | 0 0 1    | 0 1 0    | 0 0 0    | 0 0 0 | - | 2 | 7 | 0 |
| NY          | 0 0 1    | 0 0 0    | 0 0 1    | 0 0 1 | - | 3 | 7 | 0 |
| W-Robertson | L-Matusz | S-(none) | A-50,497 |       |   |   |   |   |

**GAME 4 at Yankee Stadium, Bronx, N.Y., Oct. 11**

|         |          |           |          |       |   |   |   |   |   |
|---------|----------|-----------|----------|-------|---|---|---|---|---|
| BAL     | 0 0 0    | 0 1 0     | 0 0 0    | 0 0 0 | 1 | - | 2 | 8 | 1 |
| NY      | 0 0 0    | 0 0 1     | 0 0 0    | 0 0 0 | 0 | - | 1 | 7 | 0 |
| W-Strop | L-Phelps | S-Johnson | A-49,307 |       |   |   |   |   |   |

**GAME 5 at Yankee Stadium, Bronx, N.Y., Oct. 12**

|            |          |          |          |   |   |   |   |
|------------|----------|----------|----------|---|---|---|---|
| BAL        | 0 0 0    | 0 0 0    | 0 1 0    | - | 1 | 4 | 0 |
| NY         | 0 0 0    | 0 1 1    | 0 0 0    | - | 3 | 5 | 0 |
| W-Sabathia | L-Hammel | S-(none) | A-47,081 |   |   |   |   |

## 2012 CHAMPIONSHIP SERIES

The Yankees were swept by Detroit, falling to 0-3 all time in postseason series vs. the Tigers...did not lead at any point, marking just the second such postseason series in franchise history (also 1963 WS vs. Los Angeles)...Yankees batters hit just .157 (22-for-140) and scored six runs over the four games...lost Derek Jeter to injury for the series (fractured ankle) while fielding a grounder in the 12th inning of Game 1 loss...Ichiro Suzuki collected four hits in Game 1, marking the most by a Yankee in the postseason since Derek Jeter had 5H in 2006 ALDS Game 1 vs. Detroit.

**Detroit Tigers (AL) 4**  
**New York Yankees (AL) 0**

**GAME 1 at Yankee Stadium, Bronx, N.Y., Oct. 13**

|         |          |          |          |       |   |   |    |   |
|---------|----------|----------|----------|-------|---|---|----|---|
| DET     | 0 0 0    | 0 0 2    | 0 2 0    | 0 0 2 | - | 6 | 15 | 1 |
| NY      | 0 0 0    | 0 0 0    | 0 0 4    | 0 0 0 | - | 4 | 11 | 0 |
| W-Smyly | L-Phelps | S-(none) | A-47,122 |       |   |   |    |   |

**GAME 2 at Yankee Stadium, Bronx, N.Y., Oct. 14**

|           |          |        |          |   |   |   |   |
|-----------|----------|--------|----------|---|---|---|---|
| DET       | 0 0 0    | 0 0 0  | 1 2 0    | - | 3 | 8 | 1 |
| NY        | 0 0 0    | 0 0 0  | 0 0 0    | - | 0 | 4 | 0 |
| W-Sanchez | L-Kuroda | S-Coke | A-47,082 |   |   |   |   |

**GAME 3 at Comerica Park, Detroit, Mich., Oct. 16**

|             |          |        |          |   |   |   |   |
|-------------|----------|--------|----------|---|---|---|---|
| NY          | 0 0 0    | 0 0 0  | 0 0 1    | - | 1 | 5 | 1 |
| DET         | 0 0 0    | 1 1 0  | 0 0 x    | - | 2 | 7 | 0 |
| W-Verlander | L-Hughes | S-Coke | A-42,490 |   |   |   |   |

**GAME 4 at Comerica Park, Detroit, Mich., Oct. 18**

|            |            |          |          |   |   |    |   |
|------------|------------|----------|----------|---|---|----|---|
| NY         | 0 0 0      | 0 0 1    | 0 0 0    | - | 1 | 2  | 2 |
| DET        | 1 0 1      | 4 0 0    | 1 1 x    | - | 8 | 16 | 1 |
| W-Scherzer | L-Sabathia | S-(none) | A-42,477 |   |   |    |   |

## 2015 WILD CARD GAME

The Yankees played in their first-ever AL Wild Card Game, falling, 3-0, to Houston at Yankee Stadium...was the first-ever postseason meeting between the clubs...Masahiro Tanaka made his first career postseason start and took the loss, allowing 2ER on two solo HRs in 5.0IP...Yankees batters tallied just three hits.

### Wild Card Game at Yankee Stadium, Bronx, N.Y., Oct. 6

|           |          |             |          |    |   |   |   |   |   |   |   |
|-----------|----------|-------------|----------|----|---|---|---|---|---|---|---|
| HOU       | 0        | 10          | 1        | 00 | 1 | 0 | 0 | - | 3 | 5 | 0 |
| NY        | 0        | 0           | 0        | 0  | 0 | 0 | 0 | - | 0 | 3 | 0 |
| W-Keuchel | L-Tanaka | S-Gregerson | A-50,113 |    |   |   |   |   |   |   |   |

## 2017 WILD CARD GAME

The Yankees advanced to the ALDS with an 8-4 win vs. Minnesota...trailing, 3-0, four batters into the game, then scored in each of the first four innings for the second time in franchise postseason history (also 1977 ALCS Game 4 at Kansas City) - credit: *Elias Sports Bureau*...Didi Gregorius hit a three-run HR in the first to tie the game at 3-3...Brett Gardner hit a solo HR in the second to give the Yankees a 4-3 lead...Aaron Judge hit a two-run HR in the fourth...Luis Severino (0.1IP, 4H, 3ER, 1BB, 0K, 2HR) made his postseason debut and matched the shortest start by a Yankees pitcher in postseason history...Yankees relievers tossed 8.2IP, allowing just 1ER (5H, 3BB, 13K) to tie the MLB mark for strikeouts by a bullpen in a postseason game.

### Wild Card Game at Yankee Stadium, Bronx, N.Y., Oct. 3

|             |           |          |          |    |   |   |   |   |   |   |   |
|-------------|-----------|----------|----------|----|---|---|---|---|---|---|---|
| MIN         | 3         | 0        | 1        | 00 | 0 | 0 | 0 | - | 4 | 9 | 1 |
| NY          | 3         | 1        | 2        | 0  | 1 | 0 | x | - | 8 | 9 | 0 |
| W-Robertson | L-Berrios | S-(none) | A-49,280 |    |   |   |   |   |   |   |   |

## 2017 DIVISION SERIES

The Yankees came back from a two-games-to-none deficit to win in the decisive Game 5 at Cleveland, 5-2...was the 10th time in postseason history that a team won a best-of-five series after losing the first two games (second time by the Yankees, also 2001 ALDS vs. Oakland)...Didi Gregorius (3-for-4, 3RB) homered twice off 2017 AL Cy Young Award winner Corey Kluber in the Game 5 clincher...won Game 3 at Yankee Stadium with 7.0 scoreless IP (3H, 1BB, 7K) from Masahiro Tanaka and a seventh-inning solo HR from Greg Bird, who joined Jorge Posada (2001 ALDS Game 3 at Oakland, fifth inn.) and Tommy Henrich (1949 WS Game 1 vs. Brooklyn, ninth inn.) as the only Yankees to homer in a 1-0 postseason win...Aroldis Chapman tossed 5.2 scoreless IP (4H, 2BB, 10K) over three appearances, notching saves in Games 3 and 5...Yankees pitchers held Cleveland hitters to a .171 BA with 61K over the five games.

### New York Yankees (AL) 3 Cleveland Indians (AL) 2

#### GAME 1 at Progressive Field, Cleveland, Ohio, Oct. 5

|         |        |         |          |   |   |   |   |   |   |   |   |
|---------|--------|---------|----------|---|---|---|---|---|---|---|---|
| NY      | 0      | 0       | 0        | 0 | 0 | 0 | 0 | - | 0 | 3 | 0 |
| CLE     | 0      | 1       | 0        | 2 | 1 | 0 | 0 | x | - | 4 | 5 |
| W-Bauer | L-Gray | S-Allen | A-37,612 |   |   |   |   |   |   |   |   |

#### GAME 2 at Progressive Field, Cleveland, Ohio, Oct. 6

|          |            |          |          |   |   |   |   |   |   |   |   |
|----------|------------|----------|----------|---|---|---|---|---|---|---|---|
| NY       | 2          | 0        | 4        | 0 | 2 | 0 | 0 | 0 | 0 | 0 | 0 |
| CLE      | 2          | 1        | 0        | 0 | 4 | 0 | 1 | 0 | 0 | 1 | 9 |
| W-Tomlin | L-Betances | S-(none) | A-37,681 |   |   |   |   |   |   |   |   |

#### GAME 3 at Yankee Stadium, Bronx, N.Y., Oct. 8

|          |          |           |          |   |   |   |   |   |   |   |   |
|----------|----------|-----------|----------|---|---|---|---|---|---|---|---|
| CLE      | 0        | 0         | 0        | 0 | 0 | 0 | 0 | - | 0 | 5 | 0 |
| NY       | 0        | 0         | 0        | 0 | 1 | 0 | 0 | - | 1 | 5 | 0 |
| W-Tanaka | L-Miller | S-Chapman | A-48,614 |   |   |   |   |   |   |   |   |

#### GAME 4 at Yankee Stadium, Bronx, N.Y., Oct. 9

|            |         |          |          |   |   |   |   |   |   |   |   |
|------------|---------|----------|----------|---|---|---|---|---|---|---|---|
| CLE        | 0       | 0        | 2        | 1 | 0 | 0 | 0 | - | 3 | 4 | 4 |
| NY         | 0       | 4        | 1        | 0 | 1 | 1 | 0 | x | - | 7 | 8 |
| W-Severino | L-Bauer | S-Kahnle | A-47,316 |   |   |   |   |   |   |   |   |

#### GAME 5 at Progressive Field, Cleveland, Ohio, Oct. 11

|             |          |           |          |   |   |   |   |   |   |   |   |
|-------------|----------|-----------|----------|---|---|---|---|---|---|---|---|
| NY          | 1        | 0         | 2        | 0 | 0 | 0 | 0 | 2 | - | 5 | 8 |
| CLE         | 0        | 0         | 0        | 2 | 0 | 0 | 0 | 0 | - | 2 | 5 |
| W-Robertson | L-Kluber | S-Chapman | A-37,802 |   |   |   |   |   |   |   |   |

## 2017 CHAMPIONSHIP SERIES

The Yankees fell in a seven-game ALCS in which every game was won by the home team...outscored Houston 22-20 over the series but tallied just three total runs in their four losses at Minute Maid Park...prior to their Game 7 loss, had won four elimination games in the 2017 postseason...Aaron Judge led both clubs with 3HR and 7RBI...Chase Headley had a series-best .389 (7-for-18) batting average and Greg Bird led both clubs with a .464 OBP, reaching base safely 13 times (2 singles, 2 doubles, 1HR, 8BB)...Yankees starting pitchers tallied a 2.00 ERA (8ER, 36.0IP) in the series, marking the second-best starters' ERA for a club in a seven-game postseason series since 1992 (Arizona, 1.43 starters ERA in the 2001 WS).

### New York Yankees (AL) 3 Houston Astros (AL) 4

#### GAME 1 at Minute Maid Park, Houston, Tex., Oct. 13

|           |          |         |          |   |   |   |   |   |   |   |   |
|-----------|----------|---------|----------|---|---|---|---|---|---|---|---|
| NY        | 0        | 0       | 0        | 0 | 0 | 0 | 1 | - | 1 | 5 | 0 |
| HOU       | 0        | 0       | 2        | 0 | 0 | 0 | 0 | x | - | 2 | 6 |
| W-Keuchel | L-Tanaka | S-Giles | A-43,116 |   |   |   |   |   |   |   |   |

#### GAME 2 at Minute Maid Park, Houston, Tex., Oct. 14

|             |           |          |          |   |   |   |   |   |   |   |   |
|-------------|-----------|----------|----------|---|---|---|---|---|---|---|---|
| NY          | 0         | 0        | 0        | 1 | 0 | 0 | 0 | - | 1 | 5 | 0 |
| HOU         | 0         | 0        | 1        | 0 | 0 | 0 | 1 | - | 2 | 5 | 0 |
| W-Verlander | L-Chapman | S-(none) | A-43,193 |   |   |   |   |   |   |   |   |

#### GAME 3 at Yankee Stadium, Bronx, N.Y., Oct. 16

|            |          |          |          |   |   |   |   |   |   |   |   |
|------------|----------|----------|----------|---|---|---|---|---|---|---|---|
| HOU        | 0        | 0        | 0        | 0 | 0 | 0 | 1 | - | 1 | 4 | 0 |
| NY         | 0        | 3        | 0        | 5 | 0 | 0 | 0 | x | - | 8 | 7 |
| W-Sabathia | L-Morton | S-(none) | A-49,373 |   |   |   |   |   |   |   |   |

#### GAME 4 at Yankee Stadium, Bronx, N.Y., Oct. 17

|         |         |           |          |   |   |   |   |   |   |   |   |
|---------|---------|-----------|----------|---|---|---|---|---|---|---|---|
| HOU     | 0       | 0         | 0        | 0 | 3 | 1 | 0 | - | 4 | 3 | 0 |
| NY      | 0       | 0         | 0        | 0 | 0 | 2 | 4 | x | - | 6 | 8 |
| W-Green | L-Giles | S-Chapman | A-48,804 |   |   |   |   |   |   |   |   |

#### GAME 5 at Yankee Stadium, Bronx, N.Y., Oct. 18

|          |           |          |          |   |   |   |   |   |   |   |   |
|----------|-----------|----------|----------|---|---|---|---|---|---|---|---|
| HOU      | 0         | 0        | 0        | 0 | 0 | 0 | 0 | - | 0 | 4 | 1 |
| NY       | 0         | 1        | 1        | 0 | 2 | 0 | 1 | 0 | x | - | 5 |
| W-Tanaka | L-Keuchel | S-(none) | A-49,647 |   |   |   |   |   |   |   |   |

#### GAME 6 at Minute Maid Park, Houston, Tex., Oct. 20

|             |            |          |          |   |   |   |   |   |   |   |   |
|-------------|------------|----------|----------|---|---|---|---|---|---|---|---|
| NY          | 0          | 0        | 0        | 0 | 0 | 1 | 0 | - | 1 | 7 | 1 |
| HOU         | 0          | 0        | 0        | 3 | 0 | 0 | 4 | x | - | 7 | 8 |
| W-Verlander | L-Severino | S-(none) | A-43,179 |   |   |   |   |   |   |   |   |

#### GAME 7 at Minute Maid Park, Houston, Tex., Oct. 21

|          |            |                 |          |   |   |   |   |   |   |   |    |
|----------|------------|-----------------|----------|---|---|---|---|---|---|---|----|
| NY       | 0          | 0               | 0        | 0 | 0 | 0 | 0 | - | 0 | 3 | 0  |
| HOU      | 0          | 0               | 0        | 1 | 3 | 0 | 0 | x | - | 4 | 10 |
| W-Morton | L-Sabathia | S-McCullers Jr. | A-43,201 |   |   |   |   |   |   |   |    |

## 2018 WILD CARD GAME

The Yankees won the AL Wild Card Game for the second straight year, defeating Oakland, 7-2...became the first team to win consecutive Wild Card Games...Luis Severino (4.0IP, 2H, 0R, 4BB, 7K) took a no-decision in his fifth career postseason start...did not allow a hit until the fifth...Aaron Judge (2-for-3, double, BB) hit a two-run HR in the first...Giancarlo Stanton (1-for-3, 1BB, 15B) homered to lead off the eighth...Luke Voit (1-for-4, 1R) hit a two-run triple in the sixth inning of his postseason debut...Dellin Betances (2.0IP, 3K) retired all 6BF to earn the win.

### Wild Card Game at Yankee Stadium, Bronx, N.Y., Oct. 3

|            |            |          |          |   |   |   |   |   |   |   |   |
|------------|------------|----------|----------|---|---|---|---|---|---|---|---|
| OAK        | 0          | 0        | 0        | 0 | 0 | 2 | 0 | - | 2 | 5 | 0 |
| NY         | 2          | 0        | 0        | 0 | 4 | 0 | 1 | x | - | 7 | 7 |
| W-Betances | L-Hendriks | S-(none) | A-49,620 |   |   |   |   |   |   |   |   |



## 2018 DIVISION SERIES

The Yankees lost the ALDS in four games, falling to 2-2 in all-time postseason series against the Red Sox... Aaron Judge led the Yankees with four runs scored, six hits and a .375/.444/.750 slash line... also tied for the team lead with 2HR... Masahiro Tanaka allowed 1ER in 5.0IP in earning the Yankees' lone victory in Game 2 at Boston... Gary Sánchez had 2HR and 4RBI in Game 2, becoming the second catcher in franchise history with a multi-HR postseason game and joining Yogi Berra (1956 Game 7 win at Brooklyn)... in their 16-1 Game 3 loss at Yankee Stadium, set a franchise record for runs allowed and margin of defeat in a postseason game.

**New York Yankees (AL) 1**  
**Boston Red Sox (AL) 3**

### GAME 1 at Fenway Park, Boston, Oct. 5

|            |        |           |          |   |   |   |   |   |   |    |   |
|------------|--------|-----------|----------|---|---|---|---|---|---|----|---|
| NY Yankees | 0      | 0         | 0        | 2 | 1 | 0 | 1 | - | 4 | 10 | 0 |
| BOS        | 3      | 0         | 2        | 0 | 0 | 0 | 0 | x | - | 5  | 8 |
| W-Sale     | L-Happ | S-Kimbrel | A-39,059 |   |   |   |   |   |   |    |   |

### GAME 2 at Fenway Park, Boston, Oct. 6

|            |         |          |          |   |   |   |   |   |   |   |   |   |
|------------|---------|----------|----------|---|---|---|---|---|---|---|---|---|
| NY Yankees | 1       | 2        | 0        | 0 | 0 | 3 | 0 | 0 | - | 6 | 8 | 0 |
| BOS        | 0       | 0        | 0        | 1 | 0 | 1 | 0 | 0 | - | 2 | 5 | 1 |
| W-Tanaka   | L-Price | S-(none) | A-39,151 |   |   |   |   |   |   |   |   |   |

### GAME 3 at Yankee Stadium, Bronx, N.Y., Oct. 8

|            |            |          |          |   |   |   |   |   |   |   |    |    |   |
|------------|------------|----------|----------|---|---|---|---|---|---|---|----|----|---|
| BOS        | 0          | 1        | 2        | 7 | 0 | 0 | 1 | 3 | 2 | - | 16 | 18 | 0 |
| NY Yankees | 0          | 0        | 0        | 1 | 0 | 0 | 0 | 0 | 0 | - | 1  | 5  | 0 |
| W-Eovaldi  | L-Severino | S-(none) | A-49,657 |   |   |   |   |   |   |   |    |    |   |

### GAME 4 at Yankee Stadium, Bronx, N.Y., Oct. 9

|            |            |           |          |   |   |   |   |   |   |   |   |   |   |
|------------|------------|-----------|----------|---|---|---|---|---|---|---|---|---|---|
| BOS        | 0          | 0         | 3        | 1 | 0 | 0 | 0 | 0 | 0 | - | 4 | 8 | 0 |
| NY Yankees | 0          | 0         | 0        | 1 | 0 | 0 | 0 | 2 |   | - | 3 | 5 | 1 |
| W-Porcello | L-Sabathia | S-Kimbrel | A-49,641 |   |   |   |   |   |   |   |   |   |   |

## 2019 DIVISION SERIES

The Yankees swept Minnesota in the ALDS, becoming the first team in baseball history to sweep a 100-win team in the DS... outscored the Twins, 23-7, after the Twins averaged 5.8R/G in the regular season and hit an all-time record 307HR... in Game 1, DJ LeMahieu joined Bobby Abreu (2006 ALDS Game 1 vs. Detroit) as the second player in franchise history to record at least 4RBI in his first postseason game with the club... Didi Gregorius led both clubs with 6RBI, including a third-inning grand slam in Game 2, becoming the first shortstop in franchise history to hit a postseason slam... Gleyber Torres batted .417 (5-for-12) with 3 doubles, 1HR and 4RBI in the series.

**Minnesota Twins (AL) 0**  
**New York Yankees (AL) 3**

### GAME 1 at Yankee Stadium, Bronx, N.Y., Oct. 4

|            |           |          |          |   |   |   |   |   |   |   |    |   |   |
|------------|-----------|----------|----------|---|---|---|---|---|---|---|----|---|---|
| MIN        | 1         | 0        | 1        | 0 | 1 | 1 | 0 | 0 | 0 | - | 4  | 7 | 1 |
| NY Yankees | 0         | 0        | 3        | 0 | 2 | 2 | 3 | 0 | x | - | 10 | 8 | 1 |
| W-Kahnle   | L-Littell | S-(none) | A-49,233 |   |   |   |   |   |   |   |    |   |   |

### GAME 2 at Yankee Stadium, Bronx, N.Y., Oct. 5

|            |          |          |          |   |   |   |   |   |   |   |   |    |   |
|------------|----------|----------|----------|---|---|---|---|---|---|---|---|----|---|
| MIN        | 0        | 0        | 0        | 1 | 0 | 0 | 0 | 0 | 1 | - | 2 | 6  | 0 |
| NY Yankees | 1        | 0        | 7        | 0 | 0 | 0 | 0 | 0 | x | - | 8 | 11 | 0 |
| W-Tanaka   | L-Dobnak | S-(none) | A-49,277 |   |   |   |   |   |   |   |   |    |   |

### GAME 3 at Target Field, Minneapolis, Minn., Oct. 7

|            |            |           |          |   |   |   |   |   |   |   |   |    |   |
|------------|------------|-----------|----------|---|---|---|---|---|---|---|---|----|---|
| NY Yankees | 0          | 1         | 1        | 0 | 0 | 0 | 1 | 0 | 2 | - | 5 | 10 | 0 |
| MIN        | 0          | 0         | 0        | 0 | 0 | 0 | 0 | 1 | 0 | - | 1 | 9  | 0 |
| W-Green    | L-Odorizzi | S-Chapman | A-41,121 |   |   |   |   |   |   |   |   |    |   |

## 2019 CHAMPIONSHIP SERIES

The Yankees lost the ALCS in six games, falling to 0-3 in all-time postseason series against the Astros (also lost the 2017 ALCS and 2015 WC)... Gleyber Torres recorded 5RBI in a 7-0 Game 1 road win... DJ LeMahieu led the Yankees with a .346 (9-for-26) BA and .414 OBP, hitting a leadoff home run in Game 5 off Justin Verlander... Aaron Hicks provided the margin of victory in Game 5 with a three-run, first-inning HR in a 4-1 win to stave off elimination... in Game 6 at Houston, DJ LeMahieu hit a game-tying, two-run HR off Roberto Osuna with one out in the ninth... the Yankees lost the series in the bottom half of the inning on a two-out, two-run "walk-off" HR by Jose Altuve off Aroldis Chapman.

**New York Yankees (AL) 2**  
**Houston Astros (AL) 4**

### GAME 1 at Minute Maid Park, Houston, Tex., Oct. 12

|            |           |          |          |   |   |   |   |   |   |   |   |    |   |
|------------|-----------|----------|----------|---|---|---|---|---|---|---|---|----|---|
| NY Yankees | 0         | 0        | 0        | 1 | 0 | 2 | 2 | 0 | 2 | - | 7 | 13 | 0 |
| HOU        | 0         | 0        | 0        | 0 | 0 | 0 | 0 | x |   | - | 0 | 3  | 1 |
| W-Tanaka   | L-Greinke | S-(none) | A-43,311 |   |   |   |   |   |   |   |   |    |   |

### GAME 2 at Minute Maid Park, Houston, Tex., Oct. 13

|            |        |          |          |   |   |   |   |   |   |   |   |   |   |
|------------|--------|----------|----------|---|---|---|---|---|---|---|---|---|---|
| NY Yankees | 0      | 0        | 0        | 2 | 0 | 0 | 0 | 0 | 0 | - | 2 | 6 | 0 |
| HOU        | 0      | 1        | 0        | 0 | 1 | 0 | 0 | 0 | 1 | - | 3 | 7 | 0 |
| W-James    | L-Happ | S-(none) | A-43,359 |   |   |   |   |   |   |   |   |   |   |

### GAME 3 at Yankee Stadium, Bronx, N.Y., Oct. 15

|            |            |         |          |   |   |   |   |   |  |   |   |   |   |
|------------|------------|---------|----------|---|---|---|---|---|--|---|---|---|---|
| HOU        | 1          | 1       | 0        | 0 | 0 | 2 | 0 | 0 |  | - | 4 | 7 | 0 |
| NY Yankees | 0          | 0       | 0        | 0 | 0 | 0 | 1 | 0 |  | - | 1 | 5 | 1 |
| W-Cole     | L-Severino | S-Osuna | A-48,998 |   |   |   |   |   |  |   |   |   |   |

### GAME 4 at Yankee Stadium, Bronx, N.Y., Oct. 17

|            |          |          |          |   |   |   |   |   |   |   |   |   |   |
|------------|----------|----------|----------|---|---|---|---|---|---|---|---|---|---|
| HOU        | 0        | 0        | 3        | 0 | 0 | 3 | 0 | 1 | 1 | - | 8 | 8 | 1 |
| NY Yankees | 1        | 0        | 0        | 0 | 2 | 0 | 0 | 0 |   | - | 3 | 5 | 4 |
| W-Pressly  | L-Tanaka | S-(none) | A-49,067 |   |   |   |   |   |   |   |   |   |   |

### GAME 5 at Yankee Stadium, Bronx, N.Y., Oct. 18

|            |             |           |          |   |   |   |   |   |   |   |   |   |   |
|------------|-------------|-----------|----------|---|---|---|---|---|---|---|---|---|---|
| HOU        | 1           | 0         | 0        | 0 | 0 | 0 | 0 | 0 |   | - | 1 | 5 | 0 |
| NY Yankees | 4           | 0         | 0        | 0 | 0 | 0 | x |   | - | 4 | 5 | 0 |   |
| W-Paxton   | L-Verlander | S-Chapman | A-48,483 |   |   |   |   |   |   |   |   |   |   |

### GAME 6 at Minute Maid Park, Houston, Tex., Oct. 19

|            |           |          |          |   |   |   |   |   |  |   |   |    |   |
|------------|-----------|----------|----------|---|---|---|---|---|--|---|---|----|---|
| NY Yankees | 0         | 1        | 0        | 1 | 0 | 0 | 0 | 2 |  | - | 4 | 10 | 0 |
| HOU        | 3         | 0        | 0        | 0 | 1 | 0 | 0 | 2 |  | - | 6 | 6  | 0 |
| W-Osuna    | L-Chapman | S-(none) | A-43,357 |   |   |   |   |   |  |   |   |    |   |



## 2020 WILD CARD SERIES

The Yankees defeated the Indians in two straight games on the road to win the best-of-three Wild Card Series...Gerrit Cole made his Yankees postseason debut in the Yankees' 12-3 win in Game 1, earning the victory while notching 13K (7.0IP, 2ER) and besting 2020 Cy Young winner Shane Bieber (4.2IP, 7ER)...Game 2 lasted 4:50, marking the longest regular season or postseason nine-inning game in MLB history...the Yankees scored 2R in the top of the ninth to win, 10-9...Gio Urshela hit a go-ahead grand slam in the fourth...Gary Sánchez broke a 6-6 tie with a two-run HR in sixth and had a game-tying SF in the ninth...DJ LeMahieu hit the series-clinching RBI single in the ninth...Gleyber Torres reached base in 8-of-10 PA (5H, 3BB) in the series...Giancarlo Stanton homered in both games.

**New York Yankees (AL) 2**  
**Cleveland Indians (AL) 0**

### GAME 1 at Progressive Field, Cleveland, Ohio, Sept. 29

|            |   |            |   |            |   |             |   |   |   |   |    |    |   |
|------------|---|------------|---|------------|---|-------------|---|---|---|---|----|----|---|
| NY Yankees | 2 | 0          | 1 | 2          | 2 | 0           | 4 | 0 | 1 | - | 12 | 15 | 0 |
| CLE        | 0 | 0          | 1 | 1          | 0 | 0           | 0 | 0 | 1 | - | 3  | 8  | 0 |
| W - Cole   |   | L - Bieber |   | S - (none) |   | A - No fans |   |   |   |   |    |    |   |

### GAME 2 at Progressive Field, Cleveland, Ohio, Sept. 30

|             |   |          |   |            |   |             |   |   |   |   |    |    |   |
|-------------|---|----------|---|------------|---|-------------|---|---|---|---|----|----|---|
| NY Yankees  | 0 | 1        | 0 | 4          | 1 | 2           | 0 | 0 | 2 | - | 10 | 8  | 0 |
| CLE         | 4 | 0        | 0 | 0          | 2 | 0           | 2 | 1 | 0 | - | 9  | 10 | 2 |
| W - Chapman |   | L - Hand |   | S - (none) |   | A - No fans |   |   |   |   |    |    |   |

## 2020 DIVISION SERIES

The Yankees fell, 3-2, to Tampa Bay, who finished 2020 with the AL's best record...the entirety of the series was played without fans at San Diego's Petco Park due to MLB mandated COVID-safety measures...outscored the Rays, 24-21, and held them to a .202 BA...Giancarlo Stanton homered in each of the first three games of the series after homering in each of the two Wild Card games, becoming the first Yankee to homer in five straight postseason games in franchise history...batted .316 with 4HR and 10RBI in the ALDS...Aaron Hicks batted .389 (7-for-18) with a .455 OBP...lost the winner-take-all Game 5, 2-1, on a tie-breaking solo HR in the bottom of the eighth (Mike Brosseau off Aroldis Chapman).

**New York Yankees (AL) 2**  
**Tampa Bay Rays (AL) 3**

### GAME 1 at Petco Park, San Diego, Calif., October 5

|            |   |           |   |            |   |             |   |   |   |   |   |    |   |
|------------|---|-----------|---|------------|---|-------------|---|---|---|---|---|----|---|
| NY Yankees | 1 | 0         | 1 | 0          | 2 | 0           | 0 | 0 | 5 | - | 9 | 15 | 0 |
| TB         | 1 | 0         | 0 | 2          | 0 | 0           | 0 | 0 | 0 | - | 3 | 6  | 0 |
| W - Cole   |   | L - Snell |   | S - (none) |   | A - No fans |   |   |   |   |   |    |   |

### GAME 2 at Petco Park, San Diego, Calif., October 6

|             |   |          |   |               |   |             |   |   |   |   |   |   |   |
|-------------|---|----------|---|---------------|---|-------------|---|---|---|---|---|---|---|
| NY Yankees  | 0 | 1        | 0 | 3             | 0 | 0           | 0 | 0 | 1 | - | 5 | 5 | 1 |
| TB          | 1 | 2        | 2 | 0             | 1 | 1           | 0 | 0 | x | - | 7 | 8 | 0 |
| W - Glasnow |   | L - Happ |   | S - Fairbanks |   | A - No fans |   |   |   |   |   |   |   |

### GAME 3 at Petco Park, San Diego, Calif., October 7

|            |   |            |   |            |   |             |   |   |   |   |   |    |   |
|------------|---|------------|---|------------|---|-------------|---|---|---|---|---|----|---|
| TB         | 0 | 1          | 0 | 3          | 1 | 3           | 0 | 0 | 0 | - | 8 | 13 | 2 |
| NY Yankees | 0 | 0          | 1 | 0          | 1 | 0           | 0 | 2 | 0 | - | 4 | 7  | 0 |
| W - Morton |   | L - Tanaka |   | S - (none) |   | A - No fans |   |   |   |   |   |    |   |

### GAME 4 at Petco Park, San Diego, Calif., October 8

|            |   |              |   |             |   |             |   |   |   |   |   |    |   |
|------------|---|--------------|---|-------------|---|-------------|---|---|---|---|---|----|---|
| TB         | 0 | 0            | 1 | 0           | 0 | 0           | 0 | 0 | 0 | - | 1 | 3  | 1 |
| NY Yankees | 0 | 2            | 0 | 0           | 0 | 2           | 0 | 1 | x | - | 5 | 11 | 0 |
| W - Green  |   | L - Thompson |   | S - Chapman |   | A - No fans |   |   |   |   |   |    |   |

### GAME 5 at Petco Park, San Diego, Calif., October 9

|              |   |             |   |            |   |             |   |   |   |   |   |   |   |
|--------------|---|-------------|---|------------|---|-------------|---|---|---|---|---|---|---|
| NY Yankees   | 0 | 0           | 0 | 1          | 0 | 0           | 0 | 0 | 0 | - | 1 | 3 | 2 |
| TB           | 0 | 0           | 0 | 1          | 0 | 1           | 0 | 1 | x | - | 2 | 3 | 0 |
| W - Castillo |   | L - Chapman |   | S - (none) |   | A - No fans |   |   |   |   |   |   |   |

## 2021 WILD CARD GAME

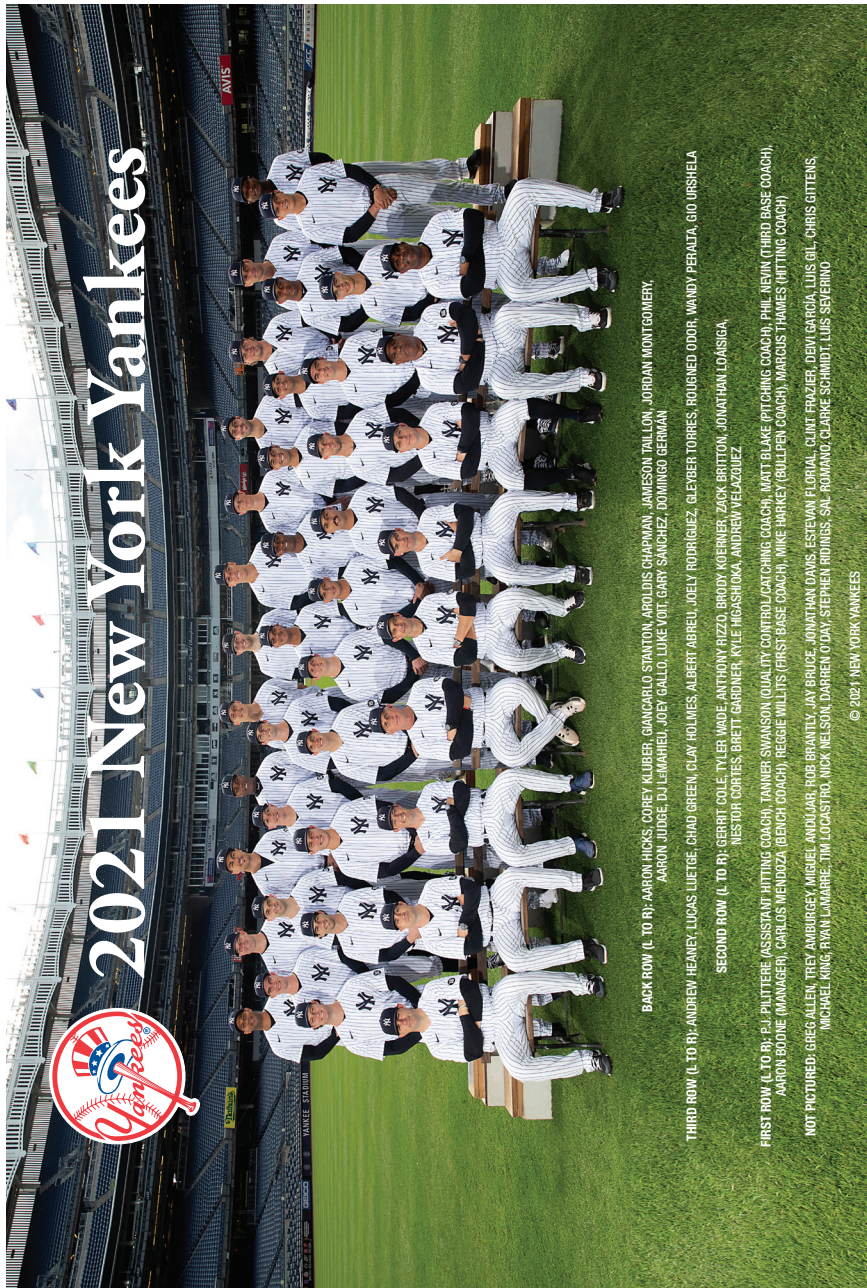
The Yankees fell to the Red Sox at Fenway Park, 6-2, in the first ever Wild Card Game matchup between the two clubs...marked their first postseason game vs. Boston since 2018 ALDS Game 4...fell to 1-2 in "winner-take-all" postseason games against the Red Sox...Gerrit Cole made his fourth career postseason start with the Yankees, allowing 3ER in 2.0IP (4H, 2BB, 3K, 2HR) and recording the loss...Anthony Rizzo hit a solo HR in the sixth inning...Giancarlo Stanton recorded a postseason career-high 3H, including a solo HR in the ninth inning.

### Wild Card Game at Fenway Park, Boston, Oct. 5

|             |   |          |   |            |   |            |   |   |   |   |   |   |   |
|-------------|---|----------|---|------------|---|------------|---|---|---|---|---|---|---|
| NY Yankees  | 0 | 0        | 0 | 0          | 1 | 0          | 0 | 1 | - | 2 | 6 | 0 |   |
| BOS         | 2 | 0        | 1 | 0          | 0 | 1          | 2 | 0 | x | - | 6 | 7 | 0 |
| W - Eovaldi |   | L - Cole |   | S - (none) |   | A - 38,324 |   |   |   |   |   |   |   |



# 2021 Team Photo



# 2021 New York Yankees

**BACK ROW (L TO R):** AARON HICKS, COREY KLIBER, GIANCARLO STANTON, APOLDIS CHAPMAN, JAMESON TAILOR, JORDAN MONTGOMERY, AARON JUDGE, DJ LEAHMIEH, JOEY GALLO, LUKE VIT, GARY SANCHEZ, DOMINGO GERMAN

**THIRD ROW (L TO R):** ANDREW HEANEY, LUCAS LUTGE, CHAD GREEN, CLAY HOLMES, ALBERT ABREL, JOELY RODRIGUEZ, GLEYBER TORRES, ROIGNEER ODOOR, WANDY PÉREZ, GIO URSHELA

**SECOND ROW (L TO R):** GERRIT COLE, TYLER WADE, ANTHONY RIZZO, BRODY KOENIGER, ZACK BRITTON, JONATHAN LOANISIGA, NESTOR CORTES, BRETT GARDNER, KYLE HIGASHIOKA, ANDREW VELAZQUEZ

**FIRST ROW (L TO R):** P.J. PILLITIERE (ASSISTANT HITTING COACH), TANNER SWANSON (QUALITY CONTROL/CATCHING COACH), MATT BLAKE (PITCHING COACH), PHIL NEVIN (THIRD BASE COACH), AARON BOONE (MANAGER), CARLOS MENDOZA (BENCH COACH), REGGIE WILLITS (FIRST BASE COACH), MIKE HARKEY (BULLPEN COACH), MARCUS THAMES (HITTING COACH)

**NOT PICTURED:** GREG ALLEN, TREV AMBURGEEY, MIGUEL ANDUJAR, ROB BRANTLY, JAY BRUCE, JONATHAN DAVIS, ESTEVAN F. LORIA, CLINT FRAZIER, DEVI GARCÍA, LUIS GIL, CHRIS GITTENS, MICHAEL KING, IVÁN LAMARQUE, TIM LOCASTRO, NICK NELSON, DARREN O'DAY, STEPHEN RIDINGS, SAL ROMANO, CLARKE SCHMIDT, LUIS SEVERINO

© 2021 NEW YORK YANKEES

|                     |                               |                  |                        |                                       |                          |                        |
|---------------------|-------------------------------|------------------|------------------------|---------------------------------------|--------------------------|------------------------|
| 2021 SEASON SUMMARY | MANAGER, COACHES & STAFF BIOS | FULL PLAYER BIOS | ADDITIONAL PLAYER BIOS | HISTORICAL STATS & POSTSEASON RECORDS | POSTSEASON SERIES RECAPS | MINORS & 2022 SCHEDULE |
|---------------------|-------------------------------|------------------|------------------------|---------------------------------------|--------------------------|------------------------|



# 2021 Minor League Organizational Summary

|     |                                  |                         |              |
|-----|----------------------------------|-------------------------|--------------|
| AAA | Scranton/Wilkes-Barre RailRiders | Triple-A East           | 75-52 (.591) |
| AA  | Somerset Patriots                | Double-A Northeast      | 72-47 (.605) |
| A+  | Hudson Valley Renegades          | High-A East             | 71-49 (.592) |
| A   | Tampa Tarpons                    | Low-A Southeast         | 73-43 (.629) |
| R   | FCL Yankees                      | Florida Complex League  | 36-16 (.692) |
| R   | DSL Yankees1                     | Dominican Summer League | 31-28 (.525) |
| R   | DSL Yankees2                     | Dominican Summer League | 30-29 (.508) |

## 2021 SEASON RECAP

The Yankees' seven minor league affiliates combined to go 388-264 (.595) in 2021, the second-highest winning percentage by any organization, trailing only the Tampa Bay Rays (411-249, .623)... **Scranton/Wilkes-Barre** finished second in the Triple-A East Northeast division with a 75-52 (.591) record...was their highest winning percentage since 2017 (86-55, .610)...ranked among Triple-A East clubs in walks (first, 537), stolen bases (second, 148), OBP (second, .352), batting average (fifth, .255), runs (fifth, 680), doubles (fifth, 218) and RBI (fifth, 635)...pitchers ranked second in strikeouts (1,241) and fourth in ERA (3.79)...placed sixth in the Triple-A Final Stretch with a 7-3 (.700) record...**Somerset** won the Double-A Northeast division with a 72-47 (.605) record...led Double-A Northeast clubs in total bases (1,736), home runs (175), stolen bases (186), SLG (.447) and OPS (.778)...pitchers led full-season minor league teams in ERA (3.38) and ranked eighth in strikeouts (1,300)...did not make the playoffs...**Hudson Valley** won the High-A East North division with a 71-49 (.592) record...ranked among High-A East clubs in triples (second, 33), stolen bases (second, 149), OBP (second, .341), doubles (third, 217) and batting average (fourth, .255)...pitchers ranked second in strikeouts (1,308 - sixth in minors) and third in ERA (4.12)...did not make the playoffs...**Tampa** won the Low-A Southeast West division with a 73-43 (.629) record...was their highest winning percentage since 2017 (85-50, .630)...led Low-A Southeast clubs in batting average (.260), runs (766 - tied for fifth in minors), hits (948), total bases (1,652), home runs (149), RBI (691), walks (629 - second in minors) and OPS (.834 - sixth in minors)...lost the Low-A Southeast Championship to Bradenton in a best-of-five series, 3-0...the **FCL Yankees** won the North division and posted the second-best record in the Florida Complex League at 36-16 (.692)...led the league in home runs (65), RBI (312), SLG (.465) and OPS (.843)...both **DSL Yankees** clubs combined to post a 61-57 (.517) record.

## PROSPECT WATCH

**INF Anthony Volpe** batted .294 (121-for-412) with 113R, 35 doubles, 6 triples, 27HR, 86RBI, 78BB and 33SB in 109 games with Tampa (54G) and Hudson Valley (55G)... led the minors in runs scored and ranked third in extra-base hits (68)... led all Yankees minor leaguers in doubles and walks and tied for first in total bases (249)... **INF Oswaldo Peraza** led all Yankees minor leaguers in batting average, hits and stolen bases, batting .297 (138-for-465) with 76R, 26 doubles, 2 triples, 18HR, 58RBI, 37BB and 38SB in 115 games with Hudson Valley (28G), Somerset (79G) and Scranton/WB (8G)... **RHP Luis Medina** went 6-4 with a 3.39 ERA (106.1IP, 40ER) and 133K in 22 appearances (21 starts) with Hudson Valley (7G) and Somerset (15G)... **LHP Ken Waldichuk** led all Yankees minor leaguers in strikeouts (163)... **RHP Hayden Wesneski** led all Yankees minor leaguers in wins (11), starts (25) and IP (130.1) and ranked second in strikeouts (151)... **INF Oswaldo Cabrera** was named Double-A Northeast MVP and a Postseason All-Star at Somerset... led the league in hits (112), RBI (78), extra-base hits (54) and total bases (215)... batted .272 (127-for-467) with 72R, 31 doubles, 2 triples, 29HR, 89RBI, 41BB and 21SB in 118 games with Somerset (109G) and Scranton/WB (9G)... **INF Dermis Garcia** led all of Double-A with 31HR... **OF Michael Beltre** was named a Double-A Northeast Postseason All-Star... led the league in triples (8) and stolen bases (37) and tied for first in runs scored (72).

## 2021 ORGANIZATIONAL LEADERS

### BATTING AVERAGE

|                  |                  |           |
|------------------|------------------|-----------|
| Oswald Peraza    | ..... HV/SOM/SWB | ..... 297 |
| Anthony Volpe    | ..... TAM/HV     | ..... 294 |
| Jake Sanford     | ..... TAM/HV     | ..... 285 |
| Alexander Vargas | ..... FCL        | ..... 273 |
| Oswaldo Cabrera  | ..... SOM/SWB    | ..... 272 |

### HOME RUNS

|                 |                  |          |
|-----------------|------------------|----------|
| Dermis Garcia   | ..... SOM        | ..... 31 |
| Oswaldo Cabrera | ..... SOM/SWB    | ..... 29 |
| Anthony Volpe   | ..... TAM/HV     | ..... 27 |
| Josh Breau      | ..... HV/SOM     | ..... 23 |
| Chad Bell       | ..... TAM/HV/SOM | ..... 21 |

### RBI

|                 |               |          |
|-----------------|---------------|----------|
| Oswaldo Cabrera | ..... SOM/SWB | ..... 89 |
| Anthony Volpe   | ..... TAM/HV  | ..... 86 |
| Austin Wells    | ..... TAM/HV  | ..... 76 |
| Andrés Chaparro | ..... TAM/HV  | ..... 73 |
| Dermis Garcia   | ..... SOM     | ..... 67 |

### STOLEN BASES

|                  |                  |          |
|------------------|------------------|----------|
| Oswald Peraza    | ..... HV/SOM/SWB | ..... 38 |
| Michael Beltre   | ..... SOM        | ..... 37 |
| Dayro Pérez      | ..... DSL2       | ..... 35 |
| Anthony Volpe    | ..... TAM/HV     | ..... 33 |
| Andrew Velazquez | ..... SWB        | ..... 29 |

### EARNED RUN AVERAGE

|                 |                  |            |
|-----------------|------------------|------------|
| Randy Vasquez   | ..... TAM/HV/SOM | ..... 2.52 |
| Matt Krook      | ..... SOM/SWB    | ..... 2.89 |
| Ken Waldichuk   | ..... HV/SOM     | ..... 3.03 |
| Hayden Wesneski | ..... HV/SOM/SWB | ..... 3.25 |
| Luis Medina     | ..... HV/SOM     | ..... 3.39 |

### WINS

|                  |                  |          |
|------------------|------------------|----------|
| Hayden Wesneski  | ..... HV/SOM/SWB | ..... 11 |
| JP Sears         | ..... SOM/SWB    | ..... 10 |
| Shawn Seiple     | ..... SOM/HV/SWB | ..... 10 |
| Josh Maciejewski | ..... HV/SWB     | ..... 9  |
| Four tied at     | .....            | ..... 8  |

### STRIKEOUTS

|                 |                  |           |
|-----------------|------------------|-----------|
| Ken Waldichuk   | ..... HV/SOM     | ..... 163 |
| Hayden Wesneski | ..... HV/SOM/SWB | ..... 151 |
| JP Sears        | ..... SOM/SWB    | ..... 136 |
| Luis Medina     | ..... HV/SOM     | ..... 133 |
| Matt Krook      | ..... SOM/SWB    | ..... 132 |

### SAVES

|               |               |          |
|---------------|---------------|----------|
| Derek Craft   | ..... TAM/HV  | ..... 11 |
| Luis Garcia   | ..... SWB     | ..... 11 |
| Nick Ernst    | ..... HV/SOM  | ..... 6  |
| Greg Weissert | ..... SOM/SWB | ..... 6  |
| Four tied at  | .....         | ..... 5  |



# New York Yankees 2021 First-Year Player Draft

| RD (SEL)  | PLAYER             | POS | SCHOOL (STATE)                             | B/T | HT/WT    | DOB      |
|-----------|--------------------|-----|--|-----|----------|----------|
| 1 (#20)   | Trey Sweeney       | SS  | Eastern Illinois University                | L/R | 6'4"/215 | 4/24/00  |
| 2 (#55)   | Brendan Beck       | RHP | Stanford University (Calif.)               | R/R | 6'2"/212 | 10/6/98  |
| 3 (#92)   | Brock Selvidge     | LHP | Hamilton H.S. (Ariz.)                      | R/L | 6'3"/205 | 8/28/02  |
| 4 (#122)  | Cooper Bowman      | 2B  | University of Louisville (Ky.)             | R/R | 6'2"/210 | 1/25/00  |
| 5 (#153)  | Tyler Hardman      | 1B  | University of Oklahoma                     | R/R | 6'3"/205 | 1/27/99  |
| 6 (#183)  | Richard Fitts      | RHP | Auburn University (Ala.)                   | R/R | 6'3"/210 | 12/17/99 |
| 7 (#213)  | Robert Ahlstrom    | LHP | University of Oregon                       | L/L | 6'3"/185 | 6/18/99  |
| 8 (#243)  | Will Warren        | RHP | Southeastern Louisiana University          | R/R | 6'3"/190 | 6/16/99  |
| 9 (#273)  | Chandler Champlain | RHP | University of Southern California          | R/R | 6'5"/225 | 7/23/99  |
| 10 (#303) | Benjamin Cowles    | SS  | University of Maryland                     | R/R | 6'1"/188 | 2/15/00  |
| 11 (#333) | Jack Neely         | RHP | Ohio State University                      | R/R | 6'9"/240 | 6/5/00   |
| 12 (#363) | Ben Rice           | C   | Dartmouth College (N.H.)                   | L/R | 6'2"/210 | 2/22/99  |
| 13 (#393) | Zach Messinger     | RHP | University of Virginia                     | R/R | 6'6"/225 | 10/4/99  |
| 14 (#423) | Sean Hermann       | RHP | Durant H.S. (Fla.)                         | R/R | 6'0"/160 | 6/13/03  |
| 15 (#453) | Danny Watson       | RHP | Virginia Commonwealth University           | R/R | 6'7"/240 | 10/6/00  |
| 16 (#483) | Cole Ayers         | RHP | State College of Florida, Manatee-Sarasota | R/R | 6'3"/190 | 8/17/99  |
| 17 (#513) | Grant Richardson   | OF  | Indiana University                         | L/L | 6'2"/205 | 7/13/99  |
| 18 (#543) | Bailey Dees        | RHP | Penn State University                      | R/R | 6'7"/245 | 2/5/99   |
| 19 (#573) | *Dominic Keegan    | C   | Vanderbilt University (Tenn.)              | R/R | 6'0"/210 | 8/1/00   |
| 20 (#603) | *Sean Hard         | RHP | St. Joseph Regional School (N.J.)          | R/R | 6'5"/195 | 9/20/02  |

\*Did not sign

## 2021 DRAFT RECAP

The Yankees signed 18 of their 20 draft picks from the 2021 First-Year Player Draft, selecting 13 pitchers (RHP-11, LHP-2) and seven position players (C-2, INF-4, OF-1) with a split of 17 college players and three high schoolers... selected **INF Trey Sweeney** from Eastern Illinois University with their first pick (1st round, No. 20)...batted .261 (30-for-115) with 30R, 4 doubles, 4 triples, 7HR, 14RBI, 22BB and 4SB in 32 games with the FCL Yankees (3G) and Tampa (29G)... **INF Cooper Bowman** (4th round, No. 122) batted .255 (26-for-102) with 20R, 9 doubles, 1 triple, 4HR, 23RBI, 11BB and 13SB in 30 games with the FCL Yankees (3G) and Tampa (27G)...**INF Tyler Hardman** (5th round, No. 153) batted .243 (26-for-107) with 20R, 7 doubles, 4HR, 19RBI, 10BB and 4SB in 33 games for the FCL Yankees (3G) and Tampa (30G)...**INF Benjamin Cowles** (10th round, No. 303) batted .250 (26-for-104) with 14R, 7 doubles, 1 triple, 4HR, 25RBI, 13BB and 15B in 35 games with the FCL Yankees (3G) and Tampa (32G)...**OF Grant Richardson** (17th round, No. 513) batted .269 (25-for-93) with 24R, 8 doubles, 3 triples, 3HR, 18RBI, 14BB and 10SB in 27 games with the FCL Yankees.

## 2021 Award Winners, All-Stars & Players of the Month/Week

### TRIPLE-A SCRANTON/WB

#### Player/Pitcher of the Week

- RHP Deivi García (5/10-16)
- INF Chris Gittens (6/21-27)
- RHP Luis Gil (7/19-25)
- RHP Sean Boyce (8/16-22)

### DOUBLE-A SOMERSET

#### League MVP

- INF Oswaldo Cabrera

#### Postseason All-Star

- 2B Oswaldo Cabrera
- OF Michael Beltre

#### Player/Pitcher of the Month

- INF Diego Castillo (June)
- RHP Janson Junk (June)
- RHP Hayden Wesneski (Sept.)

#### Player/Pitcher of the Week

- RHP Glenn Otto  
(2x 5/4-9; 6/28-7/4)
- OF Michael Beltre (5/17-23)
- INF Diego Castillo (5/31-6/6)
- LHP JP Sears (5/31-6/6)
- RHP Janson Junk (6/14-20)
- RHP Shawn Semple (7/19-25)

### HIGH-A HUDSON VALLEY

#### Player/Pitcher of the Month

- INF Oswald Peraza (May)
- RHP Randy Vasquez (August)

#### Player/Pitcher of the Week

- RHP Luis Medina (5/4-9)
- INF Oswald Peraza (5/10-16)
- LHP Josh Maciejewski  
(2x 6/28-7/4; 9/6-12)
- C Josh Breaux (7/5-7/11)
- RHP Jhony Brito (7/19-25)

### LOW-A TAMPA

#### Postseason All-Star

- 2B Trevor Hauer

#### Player/Pitcher of the Month

- INF Trevor Hauer (May)
- INF Anthony Volpe (June)

#### Player/Pitcher of the Week

- INF Trevor Hauer (5/4-9)
- INF Anthony Volpe (5/31-6/6)
- INF Eric Waganan (6/21-27)
- RHP Matt Sauer (6/28-7/4)
- OF Everson Pereira (7/5-11)
- RHP Randy Vásquez (7/5-11)
- RHP Beck Way (8/9-15)
- RHP Blane Abeyta (8/30-9/5)

### FCL YANKEES

#### Player/Pitcher of the Week

- OF Grant Richardson (9/13-19)

### DSL YANKEES

#### Postseason All-Star

- C Omar Martínez

#### Player/Pitcher of the Week

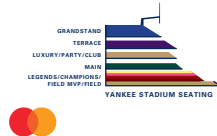
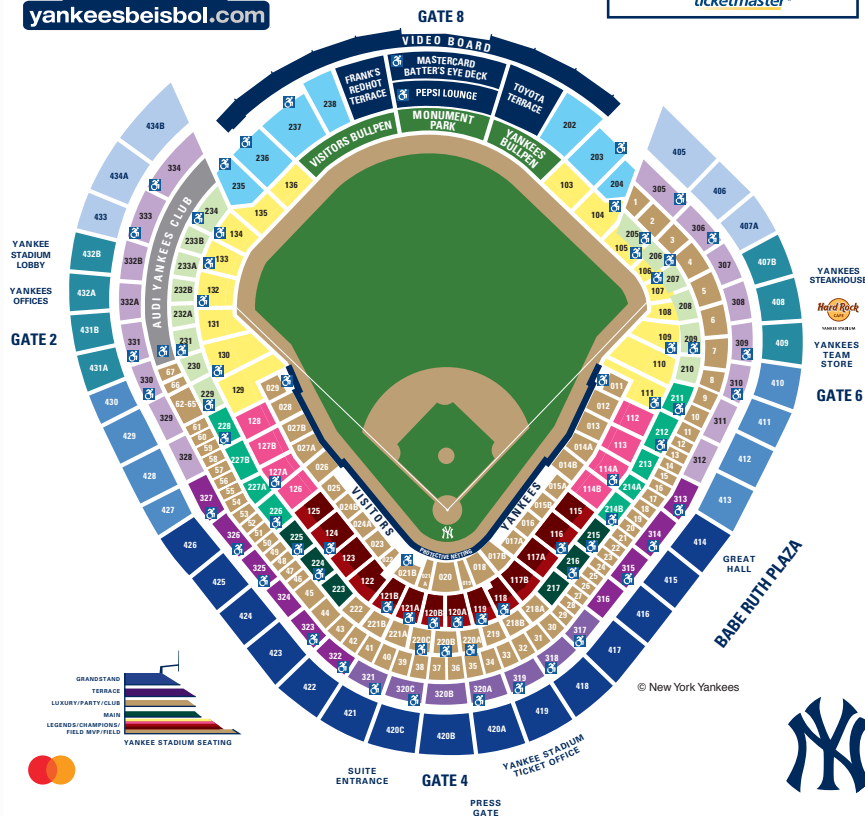
- OF Joel Méndez (7/12-18)
- RHP José Guzmán (7/12-18)
- LHP Allen Facundo (8/30-9/5)
- INF Dayro Pérez (9/13-19)



# Yankee Stadium Map

yankees.com  
yankeesbeisbol.com

TO ORDER TICKETS:  
ticketmaster®



**For ticket information, including pricing, please visit [yankees.com](http://yankees.com).**

Please note that protective netting of varying heights is used in the Stadium from Section 011 to behind home plate to Section 029

## ALCOHOL-FREE SEATING

Sections 407A and 433

## ATMs presented by



**Great Hall:** Adjacent to the Guest Relations & Ticket Sales Booth, near Gate 6

**Field Level:** Sections 127B-128

**Main Level:** Section 222

**Terrace/Grandstand Level:** Sections 330-331

## ELEVATORS

Yankee Stadium's 16 public elevators are located in the Great Hall and throughout the Stadium.

## ESCALATORS

Escalators are located in the Great Hall.

## FAMILY RESTROOMS

**Field Level:** Sections 106, 124 and 130

**Delta SKY360° Suite:** Section 221B

**Main Level:** Sections 219, 227A and 234

**Terrace/Grandstand Level:** Sections 311, 317, 327 and 333

**Bleachers:** Section 202

## FIRST AID

**Field Level:** Section 128

**Main Level:** Section 221

**Terrace/Grandstand:** Section 320C

## GREAT HALL

The Great Hall is located along Babe Ruth Plaza between the exterior wall and the interior of Yankee Stadium between Gates 4 and 6.

## GUEST RELATIONS BOOTHS/KIOSKS

**Great Hall:** Adjacent to Gate 6

**Field Level:** Section 128

Guest Relations Kiosks and Guest Relations Ambassadors are located in and around Yankee Stadium to assist Guests.

## PLYMOUTH ROCK KIDS CLUBHOUSE

Yankee Stadium's children's area is located on the 300 Level in right field. It also includes a private space for nursing mothers.

## RAMP

Adjacent to Gates 2 and 6



# 2022 New York Yankees Schedule

2021 SEASON SUMMARY  
 MANAGER, COACHES & STAFF BIOS  
 FULL PLAYER BIOS  
 ADDITIONAL PLAYER BIOS  
 HISTORICAL STATS & POSTSEASON RECORDS  
 POSTSEASON SERIES RECAPS  
 MINORS & 2022 SCHEDULE

| MARCH/APRIL | SUN       | MON       | TUE       | WED       | THU       | FRI       | SAT       |
|-------------|-----------|-----------|-----------|-----------|-----------|-----------|-----------|
|             |           |           |           |           | 1<br>TEX  | 2<br>TEX  | 3<br>TEX  |
|             | 3<br>TEX  | 4<br>HOU  | 5<br>HOU  | 6<br>HOU  | 7<br>BOS  | 8<br>BOS  | 9<br>BOS  |
|             | 10<br>BOS | 11<br>TOR | 12<br>TOR | 13<br>TOR | 14<br>TOR | 15<br>BAL | 16<br>BAL |
|             | 17<br>BAL | 18<br>DET | 19<br>DET | 20<br>DET | 21<br>CLE | 22<br>CLE |           |
|             | 24<br>CLE | 25<br>BAL | 26<br>BAL | 27<br>BAL | 28<br>HC  | 29<br>HC  | 30<br>HC  |

Schedule is preliminary and subject to change.

| JULY | SUN       | MON       | TUE       | WED       | THU       | FRI       | SAT       |
|------|-----------|-----------|-----------|-----------|-----------|-----------|-----------|
|      |           |           |           |           |           | 1<br>CLE  | 2<br>CLE  |
|      | 3<br>CLE  | 4<br>PIT  | 5<br>PIT  | 6<br>BOS  | 7<br>BOS  | 8<br>BOS  | 9<br>BOS  |
|      | 10<br>BOS | 11<br>CIN | 12<br>CIN | 13<br>CIN | 14<br>CIN | 15<br>BOS | 16<br>BOS |
|      | 17<br>BOS | 18<br>BAL | 19<br>BAL | 20<br>BAL | 21<br>BAL | 22<br>BAL | 23<br>BAL |
|      | 24<br>BAL | 25<br>NYM | 26<br>NYM | 27<br>NYM | 28<br>HC  | 29<br>HC  | 30<br>HC  |
|      | 31<br>HC  |           |           |           |           |           |           |

| MAY       | SUN       | MON       | TUE       | WED       | THU       | FRI       | SAT      |
|-----------|-----------|-----------|-----------|-----------|-----------|-----------|----------|
|           | 1<br>HC   | 2<br>TOR  | 3<br>TOR  | 4<br>TOR  | 5<br>TEX  | 6<br>TEX  | 7<br>TEX |
| 8<br>TEX  | 9<br>TOR  | 10<br>TOR | 11<br>TOR | 12<br>CWS | 13<br>CWS | 14<br>CWS |          |
| 15<br>CWS | 16<br>BAL | 17<br>BAL | 18<br>BAL | 19<br>BAL | 20<br>CWS | 21<br>CWS |          |
| 22<br>CWS | 23<br>BAL | 24<br>BAL | 25<br>BAL | 26<br>TB  | 27<br>TB  | 28<br>TB  |          |
| 29<br>TB  | 30<br>LAA | 31<br>LAA |           |           |           |           |          |

| AUGUST    | SUN       | MON       | TUE       | WED       | THU       | FRI       | SAT      |
|-----------|-----------|-----------|-----------|-----------|-----------|-----------|----------|
|           |           | 1<br>SEA  | 2<br>SEA  | 3<br>SEA  | 4<br>STL  | 5<br>STL  | 6<br>STL |
| 7<br>STL  | 8<br>SEA  | 9<br>SEA  | 10<br>SEA | 11<br>BOS | 12<br>BOS | 13<br>BOS |          |
| 14<br>BOS | 15<br>TB  | 16<br>TB  | 17<br>TB  | 18<br>TOR | 19<br>TOR | 20<br>TOR |          |
| 21<br>TOR | 22<br>NYM | 23<br>NYM | 24<br>OAH | 25<br>OAH | 26<br>OAH | 27<br>OAH |          |
| 28<br>OAH | 29<br>LAA | 30<br>LAA | 31<br>LAA |           |           |           |          |

| JUNE      | SUN       | MON       | TUE       | WED       | THU       | FRI       | SAT      |
|-----------|-----------|-----------|-----------|-----------|-----------|-----------|----------|
|           |           |           |           | 1<br>LAA  | 2<br>LAA  | 3<br>DET  | 4<br>DET |
| 5<br>DET  | 6<br>MIN  | 7<br>MIN  | 8<br>MIN  | 9<br>MIN  | 10<br>CHC | 11<br>CHC |          |
| 12<br>CHC | 13<br>TB  | 14<br>TB  | 15<br>TB  | 16<br>TB  | 17<br>TOR | 18<br>TOR |          |
| 19<br>TOR | 20<br>TB  | 21<br>TB  | 22<br>TB  | 23<br>HOU | 24<br>HOU | 25<br>HOU |          |
| 26<br>HOU | 27<br>OAH | 28<br>OAH | 29<br>OAH | 30<br>OAH |           |           |          |

| SEPTEMBER/OCTOBER | SUN       | MON       | TUE       | WED       | THU       | FRI       | SAT     |
|-------------------|-----------|-----------|-----------|-----------|-----------|-----------|---------|
|                   |           |           |           |           | 1         | 2<br>TB   | 3<br>TB |
| 4<br>TB           | 5<br>MIN  | 6<br>MIN  | 7<br>MIN  | 8<br>MIN  | 9<br>TB   | 10<br>TB  |         |
| 11<br>TB          | 12<br>BOS | 13<br>BOS | 14<br>BOS | 15<br>MIL | 16<br>MIL | 17<br>MIL |         |
| 18<br>MIL         | 19<br>PIT | 20<br>PIT | 21<br>PIT | 22<br>BOS | 23<br>BOS | 24<br>BOS |         |
| 25<br>BOS         | 26<br>TOR | 27<br>TOR | 28<br>TOR | 29<br>BAL | 30<br>BAL | 1<br>BAL  |         |
| 2<br>BAL          |           |           |           |           |           |           |         |

FOR YANKEES TICKET INFORMATION, PLEASE VISIT [YANKEES.COM](http://YANKEES.COM) OR CALL (212) YANKEES.

Time, opponent, date and team rosters and lineups are subject to change.

Listings noted with a red border and asterisk (\*) have game times subject to determination by, among others, MLB and its television partners. Any future start-time changes to these games will also be accompanied by a change in the television partner.

Game times listed as TBD are subject to determination by, among others, Major League Baseball and its television partners.

The number of innings in a Game shall be determined by MLB and may be shortened in accordance with MLB rules. The New York Yankees make no representation, warranty and/or guarantee that nine (9) innings will be played in any Game.

All individual game ticket prices are subject to variable and dynamic pricing, which provide fans with more price options based on changing factors that affect market demand.

In no event will the Yankees be liable to the ticket holder and/or ticket purchaser for any direct, indirect, consequential, exemplary, incidental, special or punitive damages or for lost profits, revenues or business opportunities even if the Yankees have been advised of the possibility of such damages.

Be advised that the Yankees reserve the right to take appropriate action against individuals who fraudulently obtain wheelchair accessible and/or companion seats, including, without limitation, ejection and legal action.

Tickets may not be used for advertising, promotions of any kind (including contests, giveaways, or sweepstakes) without the express written consent of the Yankees.

Please note that protective netting of varying heights is located between Section 011 on the 1st base/right field side of the Stadium and continues to Section 029 on the 3rd base/left field side of the Stadium.

**WARNING:** For the safety of everyone in Yankee Stadium, all Guests must stay alert and be aware of their surroundings at all times, as during all batting practices, fielding practices and warm-ups and throughout the course of all baseball games and the baseball game experiences, hard-hit baseballs and bats and fragments thereof may be thrown or hit into the stands, concourses, walkways, concessions areas, Monument Park and all other publicly accessible areas within the Stadium. Further, Guests concerned with their original ticketed location by reason of the foregoing should, at any time before or during the baseball game or the baseball game experiences, proceed to a Yankee Stadium Ticket Window, located adjacent to Gate 6 in the Great Hall, adjacent to the Yankees Team Store behind home plate in the Great Hall, or adjacent to Section 320C on the Terrace/Grandstand Level; however, please remember that: (a) any requested relocation is subject to availability; (b) any alternate seat or standing location may be in a section and/or level of the Stadium and/or within a price category that is not in the same section and/or level and/or price category of the Guests' original ticketed location, regardless of their original ticketed location; and (c) any Guest requesting relocation is responsible for paying the incremental price increase, if any, of the ticket price for the available alternate location. Relocation to a seat or standing location at a lower price than the price of the original ticketed location will not result in a refund or credit.

**WARNING:** Guests may not transmit or aid in transmitting any photographs, images, videos, audio, livestreams or other accounts or descriptions (including play-by-play data), whether text, data or visual, in any media, now known or hereafter developed, of all or any part of the game or related events, without the express written consent of the Yankees.

**NOTICE:** For the safety of every Guest, all persons specifically consent to and are subject to (a) being screened by metal detectors; (b) bag/clothing inspections; and (c) physical pat-down inspections prior to entry. Any item or property that could affect the safety of Yankee Stadium, its occupants or its property shall not be permitted into the Stadium. Any person that could affect the safety of the Stadium, its occupants or its property shall be denied entry.

**NOTICE:** The Yankees reserve the right, with or without refunding any amount paid by the ticket holder, to refuse admission to and/or eject any person who: (a) is or appears to be impaired; (b) conceals alcohol, illegal substances and/or other prohibited items while attempting to enter Yankee Stadium; (c) acts in a manner that is unruly, disruptive or illegal; (d) uses derogatory, foul and/or abusive language and/or gestures; (e) displays and/or wears and fails to cover obscene, indecent and/or inappropriate clothing; (f) exposes him/herself; or (g) otherwise violates the Stadium's Code of Conduct, ordinances, rules, requirements, directives, regulations. Ticket holders acknowledge and agree that the Yankees' ban on derogatory, foul and/or abusive language and/or gestures and obscene, indecent and/or inappropriate clothing (i.e., clauses (d) through (f) above) does not violate their right to free speech and/or expression and that such time, place and manner of the restrictions are reasonable to maintain a family-friendly atmosphere for minors, ensure the safety of all Guests and sports or event participants, and preserve the enjoyment of the game or event for all Guests. In addition, ticket holders further acknowledge and agree that by entering the Stadium, they hereby consent to the ban on derogatory, foul and/or abusive language and/or gestures and obscene, indecent and/or inappropriate clothing and waive, to the fullest extent they may legally and effectively do so, any objection they may now or hereafter have to such ban and the penalties that the Yankees may impose for any violation of the same.

