



# TAMPA BAY RAYS GAME NOTES

AL CHAMPIONS: 2020, 2008 | AL EAST CHAMPIONS: 2021, 2020, 2010, 2008 | AL WILD CARD: 2023, 2022, 2019, 2013, 2011

## TAMPA BAY RAYS (47-47) vs. CLEVELAND GUARDIANS (57-35)

RHP Zack Littell (3-6, 4.44) vs. RHP Gavin Williams (0-1, 4.82)

Sat., July 13, 2024 • **First Pitch:** 4:10 p.m. ET • **Location:** Tropicana Field • **Game No./Home Game No.:** 95/53

**TV:** Bally Sports Sun • **Radio:** WDAE 95.3 FM/620 AM, WQBN 106.7/1300 AM (Sp.)

### RAYS BY THE NUMBERS

Home Record .....	26-26
Road Record .....	21-21
Day Record .....	16-20
Night Record .....	31-27
Current Streak .....	W2
Last 5 Games .....	3-2
Last 10 Games .....	5-5
vs. RH Starter .....	31-39
vs. LH Starter .....	16-8
On Grass .....	17-17
On Turf .....	30-30
vs. AL .....	30-38
vs. NL .....	17-9
vs. AL East .....	12-18
vs. NL East .....	8-3
vs. AL Central .....	9-10
vs. NL Central .....	5-4
vs. AL West .....	9-10
vs. NL West .....	4-2
Leading After 7 .....	33-2
Trailing After 7 .....	8-40
Tied After 7 .....	6-5
Leading After 8 .....	38-1
Trailing After 8 .....	4-42
Tied After 8 .....	5-4
Rays Score First .....	29-19
Opponent Scores First .....	18-28
Scoring 3 Runs or Fewer .....	11-36
Scoring 4+ Runs .....	36-11
Rays Out-Hit Opponent .....	31-7
Out-Hit by Opponent .....	11-34
Hit 0 HR .....	15-22
Hit 1+ HR .....	32-25
Hit 2+ HR .....	12-7
One-Run Games .....	17-9
Extra Innings .....	6-3
Comeback Wins .....	23
Blown Lead Losses .....	25
Shutouts .....	4-5
Last At-Bat .....	12-6
Walk-Offs .....	5-4
Committing No Errors .....	27-34
Committing 1+ Errors .....	20-13
March/April .....	14-17
May .....	14-13
June .....	14-12
July .....	5-5
August .....	0-0
September/October .....	0-0

### CURRENT HOMESTAND

W-L .....	3-1
RS   RA .....	13   9
AVG/OBP/SLG .....	.273/.356/.406
Runs/Game .....	3.3
HR .....	2
RISP .....	136 (6-for-44)
Team ERA .....	2.00
Starters W-L .....	2-1
Starters ERA .....	1.88
Relievers W-L .....	1-0
Relievers ERA .....	2.25
Saves/Opps .....	3/3

### STAY INFORMED

TBRaysPressBox.com is a central location for all Rays media info, including press releases, game notes, rosters and other gameday documents. Media members are also encouraged to follow the Rays Baseball Communications department on X/Twitter (@RaysPR) to be notified of roster moves and notes.

**RAY REPORT**—The Rays continue their final homestand before the All-Star break against the Yankees (2-1) and Guardians (1-0, 2 to play) today at Tropicana Field...despite a 3-4 record in their last seven games, the Rays 13-8 (.619) mark since June 19 is tied with the Mets for third best in the majors, trailing the Astros (17-4/810) and Red Sox (12-7/632)...have been at .500 an AL-most 20 times, the most before the All-Star break in club history and two shy of the full-season club record set in 2017 (22)...have not been more than five games below or three games above .500...are in fourth place in the AL East for the 24th consecutive day, but their 10.0-game deficit in the division marks their smallest since entering play on May 24 (9.5 GB)...in order to enter the All-Star break with a winning record for a franchise-record seventh consecutive season (excl. 2020), Tampa Bay must sweep this series...since 2008, the club has held a winning record at the break in 13 of 15 seasons (2016, 2014)...the Rays have the hardest remaining schedule in the majors with a combined opponent winning pct. of .531 (Elias).

- ★ The Rays collected their fourth shutout in last night's 2-0 win and second in their last five home games (also June 30 vs. WSH)...it ties the third-fewest shutouts in MLB, more than only the Mets and Rockies (both 1), and marks their fewest before the All-Star break since 2017 (3)...Tampa Bay had nine shutouts by last season's break.
- ★ **RHP Taj Bradley** (W, 7.0IP, 5H, OR, 2BB, 8SO) turned in the longest scoreless start of his career...he has produced an MLB-leading 1.07 ERA (42.0IP, 5ER) in his last seven starts since June 8, outpacing PIT **Paul Skenes** (1.14).
- ★ Tampa Bay's rotation has turned in a 2.93 ERA (92.0IP, 30ER) since June 23, third lowest in the majors behind Kansas City (2.82) and New York-NL (2.89)...Rays starters have allowed two runs or fewer in 13 of 17 games during that timeframe. The Rays were held to 1-for-16 (.063) with RISP last night and are an MLB-worst 8-for-61 (.131) with RISP in their last six games since July 5...that stretch includes a pair of 0-for-10 performances (July 5 at TEX & July 10 vs. NYY).
- ★ Tampa Bay has pitched to a 2.00 ERA (36.0IP, 8ER) in its last four contests since yielding a season-high 13 runs on July 7 at Texas...it marks the club's best ERA over a four-game span since May 4-7 (1.95).
- ★ The Rays are 8-3 in their last home games on the heels of a 5-14 stretch.
- ★ **Evan Longoria**, the Rays all-time leader in games played (1,435), RBI (892), extra-base hits (618), runs (780), walks (569), total bases (2,630) and OPS (.824), is scheduled to throw today's ceremonial first pitch.

**SERIES-1Y SPEAKING**—With a win today or tomorrow, Tampa Bay can claim its seventh series win in its last eight tries...it would also mark the club's fifth straight series win at home, its longest single-season streak since a six-series run from Aug. 11–Sept. 10, 2023...the Rays have won 12 of 13 series in which they claimed the opener, including 11 straight since the lone loss from April 29–May 1 at Milwaukee...they are 4-11-2 when dropping the series-opening contest.

- ★ **The Rays have never won seven of their final eight series heading into the All-Star break**...they came closest in 2013, when they won six of eight (Elias).

**SEE THE FUTURE**—Two Rays prospects will participate in today's MLB Futures Game at 4:10 p.m. ET in Arlington, Texas: **INF Xavier Isaac** (Rays No. 3/MLB No. 31 prospect, MLB.com) and **OF Chandler Simpson** (Rays No. 10)...the game will air on MLB Network...current Rays who have represented Tampa Bay in the Futures Game include **Taj Bradley** (2022) and **Shane Baz** (2021)...**Manuel Rodriguez** (CHC, 2021), **Isaac Paredes** (DET, 2019), **Randy Arozarena** (STL, 2018), **Amed Rosario** (NYM, 2016-17) and **Yandy Diaz** (CLE, 2016) have all been selected to Futures Games with different organizations.

- ★ **INF Tre Morgan** was named one of eight participants in the inaugural Futures Skills Showcase...the showcase features three rounds and will air on MLB Network on tape delay tomorrow morning at 10:00 a.m. ET.

**BLAST OFF**—**Yandy Diaz's** 154 hard-hit balls (95+ mph) are tied for third most in the AL behind **TOR Vladimir Guerrero Jr.** (165) and **KC Bobby Witt Jr.** (156)...with 14 games remaining in July, it marks the most hard-hit balls before the calendar flips to August by a Ray in the Statcast era (since 2015), surpassing his own mark of 152 from last season...Diaz has launched 14 batted balls with an exit velocity of 110+ mph—the rest of the Rays roster has combined for nine...he has accomplished this while notching a career-low 12.3 pct. whiff rate, third lowest in MLB behind CLE **Steven Kwan** (6.3%) and SD **Luis Arraez** (8.4%).

- ★ After matching a season high (7x) with three hits last night, Diaz is 11-for-24 (.458) during a six-game hitting streak...he also has a 10-game on-base streak.

**WALK THE WALK**—**Isaac Paredes** has walked in six of his last 12 PA and has drawn a free pass in four straight and nine of his last 12 games since June 29, tallying an MLB-leading 14 walks in that span...no other player has more than 10...Paredes is drawing walks at a 26.4 pct. clip during the 12-game run, boosting his season-long walk rate from 9.6 pct. to a career-best 11.9 pct.

**RUNNIN' RAYS**—Since July 1, the Rays are 12-for-14 (85.7%) on stolen base attempts, the second-most thefts in the AL behind the Athletics (13)...they have recorded at least one steal in nine of 10 games in July...**Randy Arozarena** and **Josh Lowe** lead the club with 3 SB apiece this month—Lowe has an AL-leading 6 SB in his last 14 games since June 23...on the season, Tampa Bay's 93 SB pace the AL, ahead of the Red Sox (88SB), and rank fifth in the majors...the club is looking to lead the AL in steals at the All-Star break for the second consecutive season (111SB in 2023).

- ★ Despite going 13 games since his last stolen base, tied for the longest drought of his career (also May 22–June 7, 2023), **José Caballero** still leads the AL with 24 SB, besting BOS **David Hamilton** (23SB)...Caballero could join **Carl Crawford** (2009, 2004) as the only Rays to lead the AL in steals at the All-Star break.
- ★ Rays catchers have collected an AL-most 4 CS this month, throwing out four of five would-be base stealers...they entered July with an 11.9 caught stealing pct. (10-for-84), tied with the Cardinals for the lowest mark in the majors.

**HOMER (UN)HAPPY**—The Rays have yielded the most home runs before the All-Star break in franchise history (124), surpassing the 2000 club (122)...the Rays -40 (124-84) home run differential is second worst in the majors, ahead of only the Blue Jays -44 (128-84), but they have out-homered opponents, 30-27 (+3), over their last 23 games.

**CLOSE SHAVES**—The Rays own the majors' best record in games decided by two runs or fewer at 33-15 (.688)...their 17-9 (.654) mark in one-run games ranks second behind the Red Sox (11-5/.688)...Tampa Bay is 14-4 at home in games decided by two runs or fewer, including wins in six of seven and eight of their last 10 contests...they are 14-32 (.304) overall in games with a margin of 3+ runs, better than only the White Sox (12-39/.235) among AL clubs.

**EN GARDE!**—The Rays and Guardians continue a seven-game season series today at Tropicana Field...Tampa Bay will visit Progressive Field from Sept. 12-15...the clubs split a six-game season set in 2023, with four of the six meetings decided by one run, three of which were walk-offs...Tampa Bay is 6-8 in the last 14 meetings on the heels of an 11-game winning streak from May 19, 2019–July 24, 2021...the Rays are seeking their first season series win over the Guardians since winning three straight from 2018-21 (clubs did not meet in 2020), having gone 3-3 last year and 2-4 in 2022.

- ★ **Brandon Lowe** is 11-for-32 (.344) with 3 XBH and 4 RBI in his last nine games against Cleveland dating to July 30, 2022.
- ★ The Rays have won five of their last six games against AL Central opponents after starting the season 4-9.

### SERIES RECORDS

Overall .....	16-12-2
Home .....	8-6-2
Road .....	8-6-0
Series Openers .....	14-17
Home .....	8-9
Road .....	6-8
Rubber Games .....	10-4
Home .....	5-2
Road .....	5-2
Sweeps/Were Swept .....	2-4

### RAYS vs. GUARDIANS

2024 Record .....	1-0
Home .....	1-0
Road .....	0-0
Under Cash (since '15) .....	28-25
Home .....	14-13
Road .....	14-12
All-Time Record .....	80-104
Home .....	45-47
Road .....	35-57

### CONNECTIONS

- ★ Rays Manager **Kevin Cash** was Cleveland's bullpen coach under **Terry Francona** from 2013-14... Cash played under Francona for parts of three seasons (2007-08, 2010) during the latter's stint as Boston's skipper.
- ★ Guardians Manager **Stephen Vogt** began his playing career with the Rays in 2012, appearing in 18 games...the 2007 Tampa Bay draftee (12th rd.) is one of seven former Rays players that have served as MLB managers, including one of four active skippers (Cash, MIN **Baldelli**, WSH **Martinez**).
- ★ Guardians Bench Coach **Craig Albernaz** spent 13 seasons in the Rays minor league system as a player (2006-13) and coach (2015-19)...he managed Class-A Hudson Valley to a NY-Penn League championship in 2017 on a team that featured Rays **INF Taylor Walls**...Albernaz graduated from St. Pete's Eckerd College in 2005.
- ★ Cleveland Director, Amateur Scouting **Ethan Purser** worked in the Rays amateur scouting department from 2015-16.
- ★ Rays Director, Amateur Scouting **Chuck Ricci** spent 15 seasons in Cleveland's organization from 1998-2012.
- ★ **Shawn Armstrong** (2015-17), **Yandy Diaz** (2017-18) and **Richie Palacios** (2022) all began their MLB careers with Cleveland.
- ★ **Amed Rosario** suited up for 388 games with the Guardians from 2021-23...he was sent to the Dodgers at last season's trade deadline.
- ★ **Kevin Kelly** was a Cleveland farmhand from 2019-22 before the Rockies took him in the 2022 Rule 5 Draft and dealt him to the Rays.
- ★ Bally Sports Sun announcer **Brian Anderson** had two stints with Cleveland during his playing career (1996-97, 2003), helping the club to the World Series in 1997...he was inducted into the Greater Cleveland Sports Hall of Fame in 2015...Anderson attended Geneva High School, less than an hour from Cleveland.

### MOST HBP, RAYS HISTORY

PLAYER	HBP
1. Brandon Guyer	58
2. Randy Arozarena	57
3. Evan Longoria	55

### MOST HR, RAYS HISTORY

PLAYER	PA
3. Aubrey Huff	128
4. B.J. Upton	118
5. Ben Zobrist	114
6. Brandon Lowe	113

### UPCOMING SCHEDULE

Upcoming Games	Time (ET)	Probable Pitchers (Rays vs. Opp.)	TV & Radio
Sun., July 14 vs. CLE	1:40 p.m.	RHP Ryan Pepiot (5-5, 4.20) vs. RHP Ben Lively (8-4, 3.59)	MLBN, BSS, WDAE 95.3 FM/620 AM, WQBN 106.7/1300 (Sp.)
Mon., July 15	8:00 p.m.	T-Mobile Home Run Derby—Globe Life Field, Arlington, Tx.	ESPN, ESPN2 (Statcast coverage), ESPN Radio
Tues., July 16	8:00 p.m.	94th MLB All-Star Game—Globe Life Field, Arlington, Tx.	FOX, ESPN Radio
Wed., July 17	--	ALL-STAR BREAK	--

TODAY'S STARTER: RHP ZACK LITTELL [3-6, 4.44]

2024 PITCH TRACKING DATA					
STAT	SL	SPT	FB	SNK	SWP
Usage Rate	34.9%	22.9%	20.7%	15.8%	5.8%
# vs. RHB	240	151	138	157	73
# vs. LHB	300	203	183	87	17
Avg. Pitch Velocity	86.7 mph	83.0 mph	92.6 mph	91.9 mph	79.5 mph
Whiff %	21.6%	34.3%	21.9%	15.4%	8.5%
Strikeouts	28	29	21	11	2
HR Allowed	5	3	2	2	1
Avg. Exit Velocity	87.3 mph	88.1 mph	89.6 mph	93.7 mph	87 mph
Opp. Avg.	.257	.283	.323	.317	.375
Opp. SLG	.392	.478	.500	.508	.500
Avg. Spin Rate	2,255 rpm	811 rpm	2,022 rpm	2,026 rpm	2,244 rpm
Run Value	8	-5	-1		-5

KEY: SL-slider, SPT-split-finger, FB-4-seam fastball, SNK-sinker, SWP-sweeper

2024 BY INNING									
STAT	1	2	3	4	5	6	7	8	9
Runs Allowed	11	9	3	11	8	7	0	--	--
ERA	5.00	4.00	1.59	5.82	4.70	7.00	0.00	--	--
Batters Faced	81	79	62	74	68	42	5	--	--
Opp Avg.	.280	.365	.183	.268	.323	.342	.250	--	--

2024 SEASON HIGHS	
Innings:	7.0, 5/28 vs. OAK
Pitches:	107, 4/17 vs. LAA
Hits:	11, 6/2 at BAL
Runs:	7, 2x, last 7/7 at TEX
ER:	7, 7/7 at TEX
Walks:	3, 4/10 at LAA
Strikeouts:	9, 5/28 vs. OAK
Home Runs:	2, 2x, last 6/14 at ATL
CG:	--
Shutouts:	--
Win Streak:	--
Loss Streak:	3, 5/28-6/14

CAREER HIGHS	
Innings:	8.0, 9/7/23 vs. SEA
Pitches:	107, 4/17/24 vs. LAA
Hits:	11, 6/2/24 at BAL
Runs:	8, 5/30/19 at TB
ER:	8, 5/30/19 at TB
Walks:	4, 2x, last 7/8/22 at SD
Strikeouts:	9, 5/28/24 vs. OAK
Home Runs:	3, 2x, last 8/27/23 vs. NYY
CG:	--
Shutouts:	--
Win Streak:	10, 6/18/19-9/18/21
Loss Streak:	3, 5/28/24-6/14/24

**TODAY'S START**—The right-hander will take the mound for his team-leading 19th start of the season and 10th at home...has worked 5.0+ innings in all nine of his starts at Tropicana Field, posting a 3.57 ERA (53.0IP, 21ER)...has thrown 5.0+ IP in 15 of 18 starts...has a 7.29 ERA (21.0IP, 17ER) in his last five starts...is looking for his first home win since May 11 vs. NYY.

**LAST TIME OUT**—Suffered the loss on July 7 at Texas...tossed 4.0 innings, allowing a season-high seven runs on nine hits and one walk with five strikeouts...the 7 ER were the second most allowed of his career (8ER, May 30, 2019 at TB)...was tagged for a two-out RBI-double by **Wyatt Langford** in the opening frame...allowed the six other runs in the 4th, capped by a two-out, three-run homer by **Corey Seager**...joined **Shawn Armstrong** (June 29 vs. WSH) as the only Rays to allow six earned runs in an inning this season.

2024 GAME LOG													
GAME	DEC.	ERA	IP	H	R	ER	BB	SO	HR	HB	WP	P/S	FINAL
3/30 vs. TOR	W-1	0.00	6.0	4	0	0	2	6	0	0	0	92/61	W, 5-1
4/5 at COL	--	0.82	5.0	5	1	1	0	5	0	0	0	69/52	L, 10-7
4/10 at LAA	--	1.17	4.1	6	1	1	3	4	0	0	0	99/62	W, 4-2
4/17 vs. LAA	--	2.14	5.2	8	3	3	0	7	1	0	0	107/76	L, 5-4
4/22 vs. TOR	L-1	3.33	6.0	9	6	5	0	7	2	0	0	86/64	L, 7-1
4/28 at CWS	L-2	3.27	6.0	8	2	2	0	6	0	0	0	97/71	L, 4-2
MARCH/APRIL	1-2	3.27	33.0	40	13	12	5	35	3	0	0		
5/4 vs. NYM	--	3.00	6.0	6	1	1	0	7	0	0	0	87/66	W, 3-1
5/11 vs. NYY	W-2	3.02	5.2	4	2	2	2	3	0	1	0	80/52	W, 7-2
5/16 at BOS	--	3.44	5.0	7	4	4	1	3	1	1	0	91/59	W, 7-5
5/21 vs. BOS	--	3.42	5.2	3	2	2	1	7	1	0	0	77/54	L, 5-2
5/28 vs. OAK	L-3	3.47	7.0	6	3	3	1	9	1	1	0	95/65	L, 3-0
MAY	1-1	3.68	29.1	26	12	12	5	29	3	3	0		
6/2 at BAL	--	3.56	6.0	11	3	3	1	2	1	0	0	93/64	W, 4-3
6/9 vs. BAL	L-4	3.63	6.0	7	3	3	1	3	1	0	0	100/65	L, 9-2
6/14 at ATL	L-5	4.24	2.0	8	7	6	1	2	2	0	0	59/39	L, 7-3
6/20 at MIN	--	4.20	5.0	5	2	2	2	5	1	0	0	95/61	W, 7-6
6/25 vs. SEA	--	4.17	5.0	4	2	2	1	6	1	0	0	72/48	W, 11-3
JUNE	0-2	6.00	24.0	35	17	16	6	18	6	0	0		
7/2 at KC	W-3	3.94	5.0	4	0	0	0	4	0	0	0	68/49	W, 5-1
7/7 at TEX	L-6	4.44	4.0	9	7	7	1	5	1	0	0	83/51	L, 13-2
JULY	1-1	7.00	9.0	13	7	7	1	9	1	0	0		
2024 TOTALS	3-6	4.44	95.1	114	49	47	17	91	13	3	0		

**CLEVELAND ROCKS**—Littell has made nine career appearances (1GS) opposite Cleveland, going 3-0 with a 2.20 ERA (16.1IP, 4ER)...his lone start came last season at Progressive Field on Sept. 2 (ND, 4.2IP, 9H, 4ER, 1SO)...is 7-4 with a 3.75 ERA (86.1IP, 36ER) in 37 career appearances (9GS) against AL Central opponents, including a 4.63 ERA (46.2IP, 24ER) in the nine starts.

**HOME COOKING**—He has worked 5.0+ IP while allowing 3 ER or fewer in six straight home starts, including three quality starts, posting a 3.31 ERA (35.1IP, 13ER) during that stretch...it marks the longest streak by a Ray since **Tyler Glasnow** (6GS, June 25–Sept. 6, 2023)...the last to do so in seven consecutive starts was **Zach Eflin** (11GS) from April 1–July 21, 2023.  
🌟 Over the same timeframe (since May 4), Littell is 1-2 with a 7.33 ERA (27.0IP, 22ER) across six road starts.

**WELL-RESTED**—Littell will be starting on five days' rest for the fifth time thanks to the Rays July 8 off day...according to STATS LLC, he is 3-3 with a 2.51 ERA (57.1IP, 16ER) in 10 starts with 5+ days of rest...he has allowed three runs or fewer in each of those starts, recording five of his six quality starts...this, compared to his 0-3 record and 7.11 ERA (38.0IP, 30ER) across eight starts on 4 days' rest.

**PINPOINT PRECISION**—Littell's 4.1 pct. walk rate ranks fourth in the majors, trailing **Zach Eflin** (2.2%), **SEA George Kirby** (2.5%) and **CHC Shota Imanaga** (4.0%) have lower walk rates...according to Elias, his free pass to NYY **Anthony Rizzo** on May 11 snapped a 123 BF streak without a walk, 4th longest in Rays history behind **Zach Eflin** (165BF, 2024), **Corey Kluber** (150BF, 2022) and **David Price** (124BF, 2013)...from April 17–May 4, Littell recorded 6+ SO without issuing a walk in a club-record 4 straight starts.

**A LITTELL HELP?**—He has received two runs of support or fewer in 14 of his 18 starts, including nine straight...his 2.96 run support average during the streak (since May 21) is fifth lowest in the AL (min. 40.0IP)...Littell has carried the load in Rays victories, pitching to a 2.81 ERA (48.0IP, 15ER) in wins and a 6.08 ERA (47.1IP, 32ER) in losses.

**SLOW AND STEADY**—Littell throws offspeed/breaking pitches 63.5 pct. of the time...his 36.5 pct. fastball usage rate is fourth lowest in MLB (min. 1,000 pitches thrown), higher than only **MIN Kenta Maeda** (31.8%), **BOS Tanner Houck** (32.2%) and **LAA Patrick Sandoval** (33.4%)...Littell's slider has been his most effective pitch—opponents are hitting 4-for-19 (.210) with a .263 slugging pct. against it over his two starts in July.  
🌟 Left-handed hitters are batting .211 (17-for-77) with 19 SO against his slider...righties are 21-for-71 (.296) with only 9 SO.

**ROLE REVERSAL**—In 2023, he went 0-1 with an 8.10 ERA (3.1IP, 3ER) in his first four relief appearances with the Rays after being claimed off waivers from the Red Sox on May 12...was on the 15-day IL from May 24–June 14 (right shoulder fatigue)...made two starts as an opener on June 29 at AZ and July 5 vs. PHI before transitioning to a full-time starting role on July 19 at TEX.  
🌟 Over 14 starts, went 3-5 with a 3.41 ERA (71.1IP, 27ER) and 1.05 WHIP...in 14 relief appearances, he posted an 0-1 mark with a 6.75 ERA (18.2IP, 14ER) and 1.66 WHIP.  
🌟 He became the first pitcher to be claimed off waivers mid-season and go on to make 10+ starts for a team that made the postseason since **Doug Fister** with the 2017 Red Sox (Elias).

2024 SPLITS						
	W	L	ERA	G/S	IP	ER
Home:	2	3	3.57	9/9	53.0	21
Road:	1	3	5.53	9/9	42.1	26
Day:	2	3	3.94	9/9	48.0	21
Night:	1	3	4.94	9/9	47.1	26
Grass:	1	2	4.46	8/8	38.1	19
Turf:	2	4	4.42	10/10	57.0	28
Pre-ASB:	3	6	4.44	18/18	95.1	47
Post-ASB:	--	--	--	--	--	--

2024 SPLITS vs. BATTERS						
	AVG	H	AB	HR	BB	SO
vs. LHB:	.287	56	195	6	9	42
vs. RHB:	.297	58	195	7	8	49
TOTALS	.292	114	390	13	17	91

LITTELL vs. GUARDIANS										
	W-L	ERA	G/GS	IP	H	R	ER	BB	SO	
2023	0-0	7.71	1/1	4.2	9	4	4	0	1	
CAREER	3-0	2.20	9/1	16.1	15	4	4	6	6	
AT HOME	1-0	0.00	4/0	6.2	4	0	0	5	2	

LITTELL vs. GUARDIANS HITTERS (REG+POST)					
PLAYER	AVG	AB	H	HR	SO
Arias	1.000	2	2	1	0
Freeman	--	--	--	--	--
Fry	--	--	--	--	--
Giménez	.000	2	0	0	0
Hedges	--	--	--	--	--
Kwan	.333	3	1	0	0
Martínez	--	--	--	--	--
B. Naylor	1.000	2	2	0	0
J. Naylor	--	--	--	--	--
Noel	--	--	--	--	--
Ramírez	.333	6	2	0	1
Rocchio	--	--	--	--	--
Schneemann	--	--	--	--	--

TOMORROW'S PROBABLE STARTER: RHP RYAN PEPIOT [5-5, 4.20]

**LAST START**—Fell one out shy of a quality start en route to his fifth win on July 9 vs. NYY (W, 5.2IP, 4H, ER, 3BB, 7SO)...marked his first win since June 4 at MIA and first at home since April 18 vs. LAA...threw a career-high 101 pitches...has turned in a 2.95 ERA (18.1IP, 6ER) across his last four starts.

**vs. GUARDIANS**—Pepiot has made one career appearance against the Guardians, tossing 4.0 innings of bulk relief (4.0IP, 3H, ER, 6SO, HR) on Aug. 24, 2023 at Progressive Field...he is 0-1 with a 2.70 ERA (10.0IP, 3ER) in two starts vs. AL Central clubs this season (April 23 vs. DET; July 3 at KC).



**WAYS HITTER NOTES**

56 RANDY AROZARENA   R-R		.204 - 12 HR - 31 RBI - 13 SB	
Fri. vs. CLE: 1-4, SB		Current Streak: 4G (4-for-15, .267)	
CLE Series: 1-4 (.250), SB		vs. RHP: 48-240 (.200)	8 HR 22 RBI
Homestand: 4-15 (.267), 2B, HR, 2 RBI, BB, 2R, 2 SB		vs. LHP: 17-79 (.215)	4 HR 9 RBI
Last Series vs. NYY: 3-11 (.273), 2B, HR, 2 RBI, BB, 2R, SB		RISP: 14-78 (.179)	AS PH: 0-5 (.000), 1 RBI
<p>Has a hit in 12 of his last 13 G...6 of his last 11 hits have been XBH (4 2B, 2 HR).</p> <p>Went 0-for-3 on Sunday at Texas to halt a season-high hitting streak (8G) and on-base streak (19G)...marked the 2nd-longest on-base streak of his career (20G from April 17–May 9, 2023)...has still hit safely in 21 of 24G since June 14, batting .294 (25-for-85) with 11 XBH, 11 RBI, 10 BB, 5 HBP and a .914 OPS.</p> <p>Is 1 HBP shy of tying <b>Brandon Guyer</b> (58) for 1st in Rays history...his 82nd HR on July 11 tied <b>Kevin Kiermaier</b> for 9th...is 5 SB shy of <b>Desmond Jennings</b> (95) for 5th. His 41 walks are second on the Rays (45, Paredes) and are T7th most in the AL.</p> <p>Is 1 of 3 AL hitters with 10+ HR, 10+ SB and 40+ BB (BAL Henderson/HOU Tucker). Over 25G in June, hit .291 (23-for-79) with 5 2B, 3 HR, 9 RBI, 13 BB, a .424 OBP (7th in AL) and an .893 OPS...entered the month with an MLB-worst .158 average.</p> <p>On June 7 vs. BAL, recorded his 500th career hit with a 3rd-inning double.</p>			

7 JOSÉ CABALLERO   R-R		.234 - 6 HR - 24 RBI - 24 SB	
Fri. vs. CLE: DNP		Current Streak: 0-for-9	
CLE Series: --		vs. RHP:	45-197 (.228) 4 HR 17 RBI
Homestand: 0-7 (.000), BB		vs. LHP:	15-59 (.254) 2 HR 7 RBI
Last Series vs. NYF: 0-7 (.000), BB		RISP:	14-67 (.209) As PH: 0-1 (.000), 0 BB

- Hit his 6th HR on Sunday at Texas, setting a new career high.  
 In his last 8G, is 7-for-29 (.241) with 2 2B, 2 HR and 4 RBI...has 2 HR in his last 7G.  
 Is batting .162 (11-for-68) in his last 22 games since June 9.  
 Is on an 0-for-16 skid with RISP dating back to June 12.  
 His 24 SB are 1st in the AL/3rd in MLB...has been CS on his last 2 attempts...has gone 13G since his last SB, tying a career-long streak (also 13G in May–June 2023).  
 Min. 30 AB, his .424 (14-for-33) AVG on the first pitch of an AB is T11th in the AL.  
 Of his 19 XBH, 15 have come vs. fastballs (9 2B, 1 3B, 5 HR, .451 SLG).  
 Since 2023, ranks among AL leaders in SB (4th, 50) and HBP (T7th, 23).  
 From June 26-30, had an XBH in 3 straight games, tied for the longest streak of his career (also April 20-22, 2024).

21 JONNY DeLUCA   R-R		.182 - 3 HR - 18 RBI - 7 SB	
Fri. vs. CLE: DNP		Current Streak: 1G (1-for-4, .250)	
CLE Series: --		vs. RHP: 19-101 (.188)	2 HR 11 RBI
Homestand: 2-8 (.250), 2 2B, RBI		vs. LHP: 8-47 (.170)	1 HR 7 RBI
Last Series vs. NYG: 2-8 (.250), 2 2B, RBI		RISP: 10-46 (.217)	As PH: 0-4 (.000), 2 BB

- Is 9-for-29 (.310) in his last 10G and 12-for-50 (.240) in his last 17G...this, following a 14G stretch from May 26-June 14 in which he went 1-for-41 (.024).
- Is 19-for-70 (.271) with runners on base vs. 8-for-78 (.103) with the bases empty.
- His 4 outs above average are T2nd among all RF (MIL Chourio - 6).
- His 29.8 ft./sec. avg. sprint speed leads all MLB RF and is 11th overall.
- Had a career-high 3H on July 4 at KC...homered for 1st time since May 18 at TOR.
- Had 10 RBI thru 4G, most in TB history...since RBI became a stat in 1920, he is one of 11 with 10+ RBI in his first 4G with a new club (last: TEX N. Lowe, 10, 2021).
- On May 5 vs. NYM, hit a walk-off triple, his first career 3B and walk-off PA.
- Opened the season 10-day IL (right 5th metacarpal fracture)...reinstated May 3.

2 YANDY DÍAZ   R-R		.276 - 8 HR - 45 RBI - 0 SB	
Fri. vs. CLE: 3-5, 2B, RBI	Current Streak: 6G (11-for-24, .458)		
CLE Series: 3-5 (.600), 2B, RBI	vs. RHP: 72-282 (.255) 6 HR 34 RBI		
Homestand: 7-17 (.412), 3 2B, 2 RBI, BB, 3R	vs. LHP: 31-91 (.341) 2 HR 11 RBI		
Last Series vs. NYY: 4-12 (.333), 2 2B, RBI, BB	RISP: 20-72 (.278) As PH: 0-2 (.000), 0 BB		

- Has a 10G on-base streak and 6G hitting streak...hitting .317 (13-for-41) in those 10G  
Matched a season high with 3B (7x, last: July 6 at TEX)...in 16 career games vs. CLE, is  
hitting .308 (20-for-65) with 4 2B, 1 3B, 4 HR and 13 RBI...has hits in 6 of last 7G vs. CLE  
Since June 1, has hit safely in 16 of 17 games at home, batting .356 (26-for-73).  
Since June 1, his .432 (16-for-37) average vs. LHP ranks 3rd in MLB (min. 30AB).  
Hit safely in 24 of 26G in June, going 37-for-114 (.325) with 10 XBH, 15 RBI and an  
.818 OPS...his 37 hits were a June career high and T3rd most in TB history.  
Hit safely in a franchise-record 20 straight games from June 7-28...his 29G on-  
base streak from May 26-June 28 was 9th longest in club history.  
Had an RBI in a franchise-record-tying 8G straight from June 19-26.  
His 4 leadoff HR are T3rd in MLB...has a franchise-leading 15 career leadoff HR.  
His 154 hard-hit balls (95+ mph) are T4th in the AL and T5th in the majors.  
Has more hits (103) than swings-and-misses (88)...his 12.3 pct. whiff rate is 3rd  
lowest in MLB (CLE Kwan: 6.3%; SD Arraez: 8.4%).  
Owns the 2nd-highest ground ball rate in the majors (56.6%).

**28 ALEX JACKSON | R-R** **.082 - 1 HR - 4 RBI - 0 SB**

Fri. vs. CLE: 2-4, 2 2B, 2R  
 CLE Series: 2-4 (.500), 2B, 2R  
 Homestand: 2-9 (.222), 2 2B, 2R  
 Last Series vs. NYY: 0-5 (.000)

Current Streak: 1G (2-for-4, .500)  
 vs. RHP: 5-54 (.093) 1 HR 3 RBI  
 vs. LHP: 2-31 (.065) 0 HR 1 RBI  
 RISP: 1-21 (.048) As PH: 0-1 (.000), 0 BB

- Last night, snapped an 0-for-26 skid with a 5th-inning 2B...tallied his 1st career multi-XBH game...matched a career high with 2H (4in, last: Sept. 29, 2021 at NYM). On June 10 vs. BAL, hit a 431-foot, 2-run HR off **Corbin Burnes**, his 4th career HR. On June 2 at BAL, singled in the 5th inn. to snap an 0-for-30...tied the 6th-longest skid in Rays history and was the longest since **Brett Phillips** (0-for-31) in 2022. Had his contract selected from Triple-A Durham on May 3.

8 BRANDON LOWE   L-R		.248- 8 HR - 26 RBI - 1 SB	
Fri. vs. CLE: 1-3, BB		Current Streak: 3G (6-for-11, .545)	
CLE Series: 1-3 (.333), BB		vs. RHP: 27-123 (.220)	6 HR 18 RBI
Homestand: 6-12 (.500), RBI, 2BB, R		vs. LHP: 11-30 (.367)	2 HR 8 RBI
Last Series vs. NYY: 5-9 (.556), RBI, BB		RISP: 12-39 (.308)	As PH: 1-6 (.167), 0 BB

- Has 2+ hits in 4 of his last 9 games vs. CLE...has hit .344 (11-for 32) in this span. Is 11-for-27 (.407) in his last 8 games...7 of his last 16 hits have been XBH (3 2B, 4HR)...matched a season high with 3H on Thursday vs. NYY (also July 4 at KC). Has a 43.7 pct. hard-hit rate since June 1...entered June at 35.9 pct. Is 32-for-110 (.291) with 5 2B, 2 3B, 7 HR, 22 RBI, 14 BB and a .946 OPS in his last 34G. Is 9-for-21 (.409) with 1 2B, 2 HR and 13 RBI with RISP in 27G since June 4. His .367 (11-for-30) AVG vs. LHP as a LHH is 2nd in the AL/4th in MLB (min. 25AB). His 113 HR are 1 shy of 5th in Rays history (**Ben Zobrist**)...his 107 HR since 2019 are T4th among primary 2B (TEX Semien: 152; HOU Altuve: 126; ATL Albies: 109). On June 13 vs. CHC, hit a 3-run walk-off HR off Héctor Neris, his 5th career walk-off PA and 3rd HR...leads MLB with 3 walk-off HR since the beg. of 2023.

15 JOSH LOWE   L-R		.214 - 5 HR - 14 RBI - 7 SB	
Fri. vs. CLE: 2-4, 2B		Current Streak: 1G (2-for-4, .500)	
CLE Series: 2-4 (.500), 2B		vs. RHP: 28-125 (.224)	5 HR 13 RBI
Homestand: 2-10 (.200), 2B		vs. LHP: 2-15 (.133)	0 HR 1 RBI
Last Series vs. NYY: 0-6 (.000)		RISP: 6-32 (.188)	As PH: 1-5 (.200), 0 BB

- Is 5-for-36 (.139) in his last 11G...has struck out in career-high-tying 13 straight games (also April 10-26, 2022)...ties the longest active run in MLB (OAK Langeliers). Has career highs in barrel rate (14.0%), hard-hit rate (40.9%) and avg. exit velo (89.6).

**15 JOSH LOWE | L-R [con't]** **.214 - 5 HR - 14 RBI - 7 SB**  
 🏆 His 6 SB since June 23 are T2nd in the majors behind CIN **Elly De La Cruz** (9)...his 93.5 SB pct. (43-for-46) since debuting in 2021 leads MLB (min. 40SBA).  
 🌟 With two outs, is batting .275 (11-for-40) with 7 XBH and a .956 OPS.  
 🌟 On June 21 at PIT, tallied his first career multi-HR game.  
 🌟 Has been on the 10-day IL twice (March 28-May 6; May 23-June 3), both with right oblique strains...missed a total of 44 games.

1 RICHIE PALACIOS   L-R		.243 - 4 HR - 19 RBI - 14 SB			
Fri. vs. CLE: 0-3, BB		Current Streak: 0-for-4			
CLE Series: 0-3 (.000), BB		vs. RHP: 46-199 (.231)		4 HR	16 RBI
Homestand: 1-6 (1.67), BB, HBP		vs. LHP: 8-23 (.348)		0 HR	3 RBI
Last Series vs. NYY: 1-3 (.333), SB, HBP		RISP: 13-42 (.310)		As PH: 0-7 (.000), 0 BB	

- Has hit .266 (21-for-79) with 3 2B, 1 HR, 6 RBI and 11 BB in 35G vs. the AL Central. Min. 35 PA, his .438 OBP since June 22 is 9th in the AL...is batting .308 (12-for-39) with 2 2B, 5 RBI, 8 BB, 7 R and 4 SB in 14G during that stretch. His 8th-inning SO last night snapped a streak of 24 straight PA without a SO... has 4 SO in his last 57 PA and 7 in his last 75. Min. 15 AB, his .444 (4-for-18) AVG with RISP/2 outs is 4th in MLB. Is 18-for-19 (94.7%) in his career on SBA...was CS for the 1st time on June 29 vs. WSH. On July 5 at TEX, drew a career-high-tying 3 BB (also April 27, 2024 at CWS). Had a career-high-tying 3 hits on June 2 at KC (4x, last: April 27 at CWS). On April 26 at CWS, reached base safely in all 6 PA (3 1B, HR, 2RBI, 3BB, 2R, 2SB), tying **José Cruz**, **Daniel Robertson** and **Ben Zobrist** for the Rays record.

**17 ISAAC PAREDES | R-R ★** **.261 - 15 HR - 50 RBI - 0 SB**

Fri. vs. CLE: 0-3, BB  
 CLE Series: 0-3 (.000), BB  
 Homestand: 1-10 (1.00), HR, 3RBI, 7BB, 2R  
 Last Series vs. NYY: 1-7 (.143), HR, 3RBI, 6BB

Current Streak: 0-for-7  
 vs. RHP: 60-243 (.247) 12 HR 35 RBI  
 vs. LHP: 24-79 (.304) 3 HR 15 RBI  
 RISP: 25-82 (.305) As PH: 0-0 (.000), 1 BB

- Despite hitting .048 (1-for-21) in his last 7G, has drawn 8 BB for a .310 OBP. Is hitting .111 (4-for-36) with 1 HR, 3 RBI, 3 BB and 1 R in his last 9G vs. CLE. Has drawn a walk in 9 of his last 12G and his 14 BB since June 29 lead MLB. Is one of four AL hitters with multiple 15+ game on-base streaks (18G, April 28-May 19 & 15G, June 18-July 4)...joins HOU Alvarez, KC Perez & TEX Seager. Has reached base safely in 56 of 63, 61 of 69, 67 of 76 and 77 of his last 87G. His 4.45 pitches per PA rank 2nd in MLB behind TOR **Justin Turner** (4.49)...his 42 two-strike hits are 75th in the AL...his 28 HBP since the beg. of 2023 are 4th in MLB. Ranks 6th among AL 3B/10th among MLB 3B in bWAR (2.2)...his 8.3 career bWAR are 6th most by a Mexican-born player in MLB history. Since 2023, his 46 pull-side HR pace MLB, ahead of PHI **Kyle Schwarber** (45). Had 1+ RBI in the career-high-tying (3x) 4G straight from June 30-July 4. On June 30 vs. WSH, fell a single shy of a reverse cycle (5th time in Rays history).

30 BEN RORTVED   L-R		.280 - 3 HR - 25 RBI - 1 SB	
Fri. vs. CLE: DNP		Current Streak: 0-for-1	
CLE Series: --		vs. RHP: 43-150 (.287)	3 HR 21 RBI
Homestand: 2-5 (.400), R		vs. LHP: 4-18 (.222)	0 HR 4 RBI
Last Series vs. NYY: 2-5 (.400), R		RISP: 14-52 (.269)	As PH: 0-3 (.000), 2 BB

- Min. 30 AB, his .400 (16-for-40) average since June 19 is T4th in MLB.  
Is batting .344/.403/.557 (21-for-61) with 4 2B, 3 HR and 16 RBI over his last 22G.  
His 16 RBI since June 13 are 3rd-most among MLB catchers...his 6 multi-hit games since June 19 are 1st among all MLB catchers.  
Has thrown out 3 of 4 potential base stealers since July 4...opponents had stolen 19 straight bases against him entering that span.  
Min. 150 PA, his .373 OBP is 2nd among MLB catchers and is 12th in the AL overall.  
Is 7-for-17 (.412) with RISP in his last 16G...went 1-for-18 (.056) in his prev. 26G.  
Matched a career high with 4 RBI on June 25 vs. SEA (also June 16 at ATL).  
Had a 4GRBI streak (June 21-25), longest by a Rays C since '21 (Zunino, 5G, Aug. 11-17).  
Hit safely in a career-high tying 5G straight from June 19-25 (also April 3-10, 2024).  
Acquired from NYY in a three-team trade involving MIA on March 27.

10 AMED ROSARIO   R-R		.303 - 2 HR - 26 RBI - 7 SB	
Fri. vs. CLE: DNP		Current Streak: 2G (3-for-5, .600)	
CLE Series: --		vs. RHP: 44-149 (.295)	1 HR 17 RBI
Homestand: 3-5 (.600), 2B, RBI, R, HBP		vs. LHP: 27-85 (.318)	1 HR 9 RBI
Last Series vs. NYY: 3-5 (.600), 2B, RBI, R, HBP		RISP: 17-66 (.258)	As PH: 4-7 (.571), 0 BB

- Has multiple hits in 3 of his last 5 games, going 7-for-14 (.500) with 2 2B and 2 RBI.  
In 190G vs. the AL Central, is hitting .297 (.224-for-754) with 40 2B, 15 3B, 14 HR, 86 RBI, 34 BB, 104 R, 16 SB and 6 HBP.  
Since June 1, is batting .369 (24-for-65) with 6 2B, 6 RBI and an .878 OPS in 24G...min. 50 AB, marks the 2nd-best AVG in MLB behind MIN **Jose Miranda** (.383).  
Is one of 10 AL hitters with 200+ AB and a .300+ AVG...is 5-for-12 vs. LHP in July.  
His 4 pinch hits are T3rd most in the AL and match a career high (2021).  
His .388 (31-for-80) average from the 7th inn. on leads the majors (min. 75 AB).  
Has started at five positions (2B, 3B, SS, RF, DH), most among Rays.  
Since 2021, his 14G with 4+ hits are 3rd in MLB (SD Arraez: 16G, LAD Freeman: 15G)...also ranks 3rd in 3+ hit games (49G)...leads MLB in triples (42) since 2018.

22 JOSE SIRI   R-R		.202 - 11 HR - 31 RBI - 9 SB	
Fri. vs. CLE: 0-4		Current Streak: 0-for-6	
CLE Series: 0-4 (.000)		vs. RHP: 36-186 (.194)	7 HR 19 RBI
Homestand: 3-15 (.200), 2B, RBI, R, SB		vs. LHP: 15-67 (.224)	4 HR 12 RBI
Last Series vs. NY: 3-11 (.273), 2B, RBI, R, SB		RISP: 11-63 (.175)	As PH: 0-1 (.000), 1 BB

- Is hitting .214 (6-for-28) with 2 2B, 2 HR, 2 SB with 13 SO in 9 career games vs. CLE. Is 4-for-38 (.105) with 14 SO and 28 LOB over his last 11 games.
- Since June 4, is 10-for-31 (.323) vs. LHP...entered that stretch at 5-for-36 (.139).
- Is 1-for-26 (.038) with RISP over his last 27G since June 11 (0-for-13 in last 10G).
- In his last 37G, is hitting .234/.296/.492 (30-for-128) with 17 XBH and 17 RBI.
- Named AL Defensive Player of the Month for June by Sports Info Solutions (6DRS).
- His 30.0 ft./sec. average sprint speed is 2nd in the AL (KC Witt Jr. - 30.4).
- His 7 outs above average are 3rd among AL center fielders.
- Had 6 SB (1CS) in his first 9 games...has 3 SB (5CS) in his last 71 games.
- Is the only Ray (player/coach) to be ejected twice (April 30 at MIL; May 31 at BAL).
- On June 28 vs. WSH, tallied his 5th career 2+ HR game (2nd in '24 - May 30 vs. OAK).
- On June 21 at PIT, recorded his first 3+ hit game since June 23, 2023 vs. KC.

**6 TAYLOR WALLS | S-R** **.169 - 0 HR - 4 RBI - 3 SB**

Fri. vs. CLE: 0-3  
 CLE Series: 0-3 (.000)  
 Homestand: 2-9 (.222), 2BB  
 Last Series vs. NYY: 2-6 (.333), BB

Current Streak: 0-for-4  
 vs. RHP: 7-47 (.149) 0 HR 4 RBI  
 vs. LHP: 5-24 (.208) 0 HR 0 RBI  
 RISP: 4-22 (.182) As PH: 0-0 (.000), 0 BB

- Is hitting .161 (5-for-31) in his last 12G after a season-high 3H on June 25 vs. SEA. Min. 25 attempts, his 96.2 pct. SB% (25-for-26) since 2023 is 2nd in MLB behind **Phil Hrea Turner** (97.7%, 42-for-43)...is 3-for-3 this season. Since 2022, his 33 DRS are T4th among MLB infielders...trails **Pit K'Bryan Hayes** (53), **CLE Andrés Giménez** (50) and **TEX Marcus Semien** (38). On June 25 vs. SEA, tallied his first 3-hit game since May 14, 2023 at NYY. Reinstated from the 60-day IL (right hip surgery) on June 7...underwent the procedure on Oct. 27, 2023 to a repair a torn labrum.

**RAYS BULLPEN NOTES**

47 JASON ADAM [RHP]

4-1 | 1.71 ERA | 42 G | 4 SV

SEASON-HIGH IP: 2.0 (4/24 vs. DET)

SV-OPP: 4-7

HOLDS: 17

IR-RS: 8-4 (50.0%)

vs. LHH: .145 (9-for-62)

LAST WIN, LOSS, SAVE: W - 6/18 at MIN, L - 5/21 vs. BOS, SV - 7/12 vs. CLE

1st BATTER RETIRED-FACED: 31-42

vs. RHH: .145 (11-for-76)

Pitch Mix: Four-seamer (41.2%), Changeup (23.3%), Slider (17.8%), Sweeper (17.7%)

Earned his 4th save last night vs. CLE, his first since May 13 at BOS...has struck out each of his last 5 BF.






Has thrown 12.0 scoreless IP across 11 games since June 18, posting an .054 (2-for-37) opp. average and 0.42 WHIP...marks the 5th-longest active scoreless streak among MLB relievers (LAA Estévez/CLE Gaddis - 14.0IP).

Has tossed 9.2 scoreless innings with eight strikeouts over 8G against AL Central opponents this season.

Min. 30.0 IP, ranks among AL relievers in opp. average (2nd, .145), WHIP (5th, 0.81) and ERA (8th, 1.71).

In 10G since June 19, right-handed hitters are 1-for-19 (.053) with 9 SO against him.

<b>64 SHAWN ARMSTRONG [RHP]</b>				<b>2-2   6.13 ERA   33 G   1 SV</b>	
<b>SEASON-HIGH IP:</b> 2.0 (7x, last: 6/20 at MIN)		<b>SV-OPP:</b> 1-2		<b>HOLDS:</b> 3	
		<b>IR-RS:</b> 9-4 (44.4%)		<b>vs. LHH:</b> .371 (23-for-62)	
<b>LAST WIN, LOSS, SAVE:</b> W - 6/2 at BAL, L - 6/26 vs. SEA, SV - 4/7 at COL				<b>1st BATTER RETIRED-FACED:</b> 17-28 <b>vs. RHH:</b> .248 (25-for-101)	
<b>Pitch Mix:</b> Four-seamer (36.1%), Cutter (30.9%), Sinkers (28.3%), Slider (4.7%)					
Has 15 ER in his last 7G (7.01P) after recording a 1.35 ERA (13.1IP, 2ER) in his previous 11G (May 14-June 15).					
Set career highs in hits (7), runs and ER (6 each) on June 29 vs. WSH...became the fourth Rays reliever to work 0.1 IP or fewer while allowing 6 ER (last: <b>Andrew Kittredge</b> , 0.01P/6ER on May 13, 2018 at BAL).					
Allowed 5 HR over 16G from May 10-June 26...allowed 0 HR in his first 13G.					
Opponents are a combined 22-for-100 (.220) on his 4-seamer/cutter vs. 26-for-63 (.413) on his sinker/slider.					

<b>60 GARRETT CLEAVINGER [LHP]</b>			<b>5-1   3.13 ERA   41 G   3 SV</b>	
<b>SEASON-HIGH IP: 2.0 (3/31 vs. TOR)</b>		<b>SV-OPP: 3-4</b>	<b>HOLDS: 8</b>	<b>IR-RS: 10-3 (30.0%)</b>
<b>LAST WIN, LOSS, SAVE: W - 6/25 vs. SEA, L - 6/12 vs. CHC, SV - 5/18 at TOR</b>		<b>1st BATTER RETIRED-FACED: 27-41</b>		<b>vs. LHH: .239 (11-for-46)</b>
				<b>vs. RHH: .209 (19-for-91)</b>
<p>  <b>Pitch Mix:</b> Cutter (31.4%), Four-seamer (21.1%), Sweeper (21.1%), Slider (18.0%), Sinker (8.5%)         </p> <p>  In 10G since June 18, has pitched to a 2.00 ERA (9.0IP, 2ER) with a .182 (6-for-33) opp. average...this, following a 4G stretch from June 9-15 in which he allowed 7 ER on 8 H, 2 BB and 2 HR across 2.2 IP.         </p> <p>  Has limited the opposition to a 2-for-24 (.083) clip with 12 SO on his four-seam fastball.         </p> <p>  Is 1-0 with a 4.35 ERA (20.2IP, 10ER) in 21 day games vs. 4-1 with a 1.62 ERA (16.2IP, 3ER) in 20 games at night.         </p> <p>  Recorded nine straight hitless appearances from April 18–May 11, T4th longest streak in Rays history.         </p>				

<b>29 PETE FAIRBANKS [RHP]</b>		<b>2-3   3.31 ERA   33 G   16 SV</b>	
SEASON-HIGH IP: 2.0 (6/20 at MIN)	SV-OPP: 16-18 HOLDS: 1	IR-RS: 5-2 (40.0%)	vs. LHH: .208 (11-for-53)
LAST WIN, LOSS, SAVE: W- 6/20 at MIN, L- 6/18 at MIN, SV- 7/11 vs. NY Yankees	1st BATTER RETIRED-FACED: 25-33	vs. RHH: .219 (14-for-64)	
<p>★ <b>Pitch Mix:</b> Four-seamer (53.1%), Slider (46.2%), Changeup (0.8%)</p> <p>★ With his save on July 11, earned saves in 3 consecutive outings for 4th time this season (last June 23–28).</p> <p>★ Min. 15 opportunities., his 88.9 pct. SV% (16-for-18) is 5th in the AL...is 6-for-6 on save opps. since June 23—over that span, opponents are 3-for-24 (.125) against him with 5 SO.</p> <p>★ In 25G since being reinstated from the 15-day IL on May 11, has pitched to a 1.75 ERA (25.2IP, 5ER) with a 0.94 WHIP...was on the IL (nerve-related issue) from April 22–May 11, missing 19 games.</p>			

49 KEVIN KELLY [RHP]				3-1   3.83 ERA   40 G   1 SV
SEASON-HIGH IP: 2.0 (4x, last 6/1 at BAL)	SV-OPP: 1-3	HOLDS: 11	IR-RS: 25-5 (20.0%)	vs. LHH: .263 (15-for-57)
LAST WIN, LOSS, SAVE: W - 7/11 vs. NYY, L - 7/6 at TEX, SV - 5/15 at BOS			1st BATTER RETIRED-FACED: 30-40	vs. RHH: .242 (23-for-95)
<ul style="list-style-type: none"> <li>🌟 Pitch Mix: Sinker (62.1%), Sweeper (27.8%), Cutter (9.8%), Four-seamer (0.3%)</li> <li>🌟 Earned the win on July 11 vs. NYY, inheriting two runners with one out in the 5th inn., stranding one.</li> <li>🌟 Has allowed 6 ER in 6.2 IP over his last 8G...in his prev. 14G, pitched to a 1.42 ERA (12.2IP, 2ER)...has allowed 2 HR in his last 5 outings (4.1IP) after allowing none in his previous 18G (15.1IP).</li> <li>🌟 He has stranded 14 of his last 15 inherited runners dating back to May 29 vs. OAK.</li> <li>🌟 Min. 30.0 IP, his 3.0 pct. BB rate (5BB/164BF) is 1st among AL relievers/3rd in MLB (SF <b>Tyler Rogers</b>, 1.7%).</li> </ul>				

<b>38 COLIN POCHE (LHP)</b>			<b>1-1   3.38 ERA   26 G   2 SV</b>		
<b>SEASON-HIGH IP:</b> 1.2 (6/21 at PIT)		<b>SV-OPP:</b> 2-4	<b>HOLDS:</b> 11	<b>IR-RS:</b> 9-1 (11.1%)	<b>vs. LHH:</b> .320 (8-for-25)
<b>LAST WIN, LOSS, SAVE:</b> W - 6/21 at PIT, L - 4/23 vs. DET, SV - 4/18 vs. LAA		<b>1st BATTER RETIRED-FACED:</b> 16-26		<b>vs. RHH:</b> .161 (10-for-62)	
<p>🌟 <b>Pitch Mix:</b> Four-seamer (70.0%), Slider (30.0%)</p> <p>Has thrown 8.0 scoreless frames in 9 career appearances against Cleveland, posting a 0.63 WHIP.</p> <p>🌟 In 16G since being reinstated from the 15-day IL on June 8, has pitched to a 1.23 ERA (14.2IP, 2ER), allowing 6 hits and 5 walks with 16 SO...right-handed hitters are 5-for-37 (.135) against him in that span.</p> <p>🌟 Has allowed just one inherited runner to score since Aug. 23, 2023 vs. COL, stranding 11 of his last 12.</p> <p>🌟 Recording a career-high-tying 12G scoreless streak from June 8-July 2 (also Aug. 30-Sept. 23, 2023).</p> <p>🌟 Was on the 15-day IL (mid-back tightness) from April 26-June 8, missing 38 games.</p>					

<b>39 MANUEL RODRÍGUEZ [RHP]</b>				<b>1-1   2.45 ERA   11 G   0 SV</b>	
<b>SEASON-HIGH IP:</b> 1.2 (5/19 at TOR)		<b>SV-OPP:</b> 0-1	<b>HOLDS:</b> 2	<b>IR-RS:</b> 8-4 (50.0%)	<b>vs. LHH:</b> .250 (5-for-20)
<b>LAST WIN, LOSS, SAVE:</b> W - 5/16 at BOS, L - 5/14 at BOS			<b>1st BATTER RETIRED-FACED:</b> 7-11		<b>vs. RHH:</b> .304 (7-for-23)
<p> <span>🌟</span> <b>Pitch Mix:</b> <i>Slider (49.2%), Sinkers (29.9%), Four-seamer (18.8%), Sweeper (2.0%)</i>  <span>🌟</span> Earned his fifth career hold on July 11 after retiring NYY <b>Trent Grisham</b> to leave the bases loaded in the 8th.  <span>🌟</span> Recalled on July 9 to begin his second stint with the Rays (also April 26–May 20).  <span>🌟</span> Opp. hitters are 1-for-6 (.167) with 2 SO vs. his four-seamer, opposed to 6-for-25 (.240) with 7 SO vs. his slider.  <span>🌟</span> Has allowed one two-out hit this season (1-for-11/.091)...opponents are 8-for-18 (.444) with no outs.  <span>🌟</span> Recorded his first win of the season on May 16 in Boston, his first since Sept. 23, 2022 at PIT.  <span>🌟</span> On May 5 vs. NYM, inherited a bases-loaded, 0-out jam and yielded 1 run (<b>DJ Stewart BB</b>) to preserve a 3-3 tie. </p>					

63 EDWIN UCETA (RHP)				0-0   0.77 ERA   6 G   0 SV
SEASON-HIGH IP: 2.2 (6/29 vs. WSH)	SV-OPP: 0-0	HOLDS: 0	IR-RS: 1-0 (0.00%)	vs. LHH: .222 (4-for-18)
LAST WIN, LOSS, SAVE:		FIRST BATTER RETIRED-FACED: 5-6		vs. RHH: .045 (1-for-22)
<p>🚩 <b>Pitch Mix:</b> Cutter (33.7%), Sinkier (32.5%), Changeup (30.1%), Sweeper (3.1%), Curveball (0.6%)</p> <p>🚩 Allowed his first ER on July 7 at Texas via a home run by C <b>Jonah Heim</b>...it marked his first homer allowed since conceding a pair of long balls on Aug. 20, 2022 vs. St. Louis (with AZ).</p> <p>🚩 From May 6-July 4, became the second Ray in team history to record 5 straight scoreless relief apps. of 2.0+ IP, joining <b>Collin McHugh</b> (5G, 2021)...held opponents to a .125 (5-for-40) AVG and posted a 0.60 WHIP in that time.</p> <p>🚩 Recalled from Triple-A Durham on June 25 for his 2nd stint with the Rays (also May 6-11).</p>				

RECENT APPEARANCES								
GAME	DEC.	IP	H	R	ER	BB	SO	HR
6/30 vs. WSH	--	1.0	0	0	0	0	1	0
7/2 at KC	H-14	1.0	0	0	0	0	1	0
7/4 at KC	H-15	1.2	1	0	0	0	0	0
7/9 vs. NYY	H-16	1.0	0	0	0	0	1	0
7/11 vs. NYY	H-17	1.1	0	0	0	0	2	0
7/12 vs. CLE	SV-4	1.0	0	0	0	0	3	0

Recent Appearances								
Game	Dec.	IP	H	R	ER	BB	SO	HR
6/20 at MIN	--	2.0	0	0	0	0	2	0
6/26 vs. SEA	L-2	0.2	1	2	2	1	0	1
6/29 vs. WSH	--	0.1	7	6	6	0	0	0
7/3 at KC	--	1.0	1	2	2	2	0	0
7/5 at TEX	--	1.0	2	0	0	1	1	0
7/7 at TEX	--	1.0	5	3	3	1	1	0

Recent Appearances								
Game	Dec.	IP	H	R	ER	BB	SO	HR
6/25 vs. SEA	W-5	1.0	0	0	0	0	2	0
6/30 vs. WSH	--	1.0	0	0	0	1	3	0
7/4 at KC	--	0.1	1	1	1	0	0	0
7/7 at TEX	--	1.0	3	1	1	1	1	0
7/10 vs. NYY	--	1.0	1	0	0	0	2	0
7/11 vs. NYY	H-8	1.0	0	0	0	0	2	0

RECENT APPEARANCES								
GAME	DEC.	IP	H	R	ER	BB	SO	HR
6/24 vs. SEA	SV-12	1.0	0	0	0	0	2	0
6/28 vs. WSH	SV-13	1.0	0	0	0	1	0	0
7/2 at KC	--	1.0	0	0	0	0	0	0
7/4 at KC	SV-14	1.0	1	1	1	0	1	1
7/9 vs. NYY	SV-15	1.0	1	0	0	0	1	0
7/11 vs. NYY	SV-16	1.0	1	1	1	2	0	0

Recent Appearances								
Game	Dec.	IP	H	R	ER	BB	SO	HR
6/29 vs. WSH	--	0.1	0	0	0	0	1	0
7/2 at KC	H-9	1.0	1	1	1	0	1	1
7/4 at KC	H-10	1.0	0	0	0	0	0	0
7/6 at TEX	L-1,BS-2	1.0	3	2	2	0	2	1
7/9 vs. NYY	H-11	0.2	1	1	1	0	0	0
7/11 vs. NYY	W-3	0.2	0	0	0	1	0	0

RECENT APPEARANCES								
GAME	DEC.	IP	H	R	ER	BB	SO	HR
6/30 vs. WSH	H-7	0.1	0	0	0	0	0	0
7/2 at KC	H-8	1.0	1	0	0	0	0	0
7/7 at TEX	--	1.0	1	1	1	0	2	1
7/9 vs. NYY	H-9	0.2	1	1	1	1	1	1
7/11 vs. NYY	H-10	0.1	1	0	0	1	1	0
7/12 vs. CLE	H-11	1.0	0	0	0	0	2	0

RECENT APPEARANCES								
GAME	DEC.	IP	H	R	ER	BB	SO	HR
6/26 vs. LHV	--	1.0	0	0	0	1	1	0
6/29 vs. LHV	--	2.0	3	0	0	0	3	0
7/3 at NOR	W-1	2.0	0	0	0	0	2	0
7/6 vs. NOR	--	1.0	0	0	0	0	0	0
7/10 vs. NYY	--	1.0	1	0	0	0	0	0
7/11 vs. NYY	H-2	0.1	0	0	0	1	0	0

RECENT APPEARANCES								
GAME	DEC.	IP	H	R	ER	BB	SO	HR
6/22 at NAS	--	1.0	0	0	0	0	0	0
6/25 vs. SEA	--	2.0	1	0	0	0	2	0
6/29 vs. WSH	--	2.2	0	0	0	0	1	0
7/3 at KC	--	2.0	2	0	0	0	2	0
7/7 at TEX	--	1.0	1	1	1	0	1	1

*Italics indicates minor league appearance*  
\*started game

RAY'S BULLPEN vs. GUARDIANS

[illegible]



## RAYS MISCELLANEOUS STATS

LAST HOME RUN & PLAYER SEASON HIGHS				
	LAST HR	OFF	'24 MOST HITS GAME	'24 MOST RBI GAME
Arozarena	7/11/24 vs. NYY	Nestor Cortes	2, 7x, last 7/6 at TEX	4, 5/11 vs. NYY
Caballero	7/7/24 at TEX	Nathan Eovaldi	3, 2x, last 6/26 vs. SEA	2, 6x, last 7/7 at TEX
DeLuca	7/4/24 at KC	Alec Marsh	3, 7/4 at KC	4, 5/6 vs. CWS
Diaz	7/6/24 at TEX	Jacob Latz	3, 7x, last 7/12 vs. CLE	3, 2x, last 7/6 at TEX
Jackson	6/10/24 vs. BAL	Corbin Burnes	2, 7/12 vs. CLE	2, 6/10 vs. BAL
B. Lowe	7/4/24 at KC	Will Smith	3, 3x, last 7/11 vs. NYY	5, 6/4 at MIA
J. Lowe	6/21/24 at PIT	Luis L. Ortiz	3, 2x, last 6/23 at PIT	4, 6/21 at PIT
Palacios	5/17/24 at TOR	Chris Bassitt	3, 3x, last 7/2 at KC	2, 4x, last 6/14 at ATL
Paredes	7/9/24 vs. NYY	Carlos Rodon	3, 3x, last 6/30 vs. WSH	3, 3x, last 7/9 vs. NYY
Rortvedt	6/25/24 vs. SEA	Mike Baumann	3, 2x, last 6/21 at PIT	4, 2x, last 6/25 vs. SEA
Rosario	4/17/24 vs. LAA	Hunter Strickland	3, 5x, last 6/4 at MIA	3, 5/13 at BOS
Siri	6/28/24 vs. WSH	Jacob Barnes	3, 6/21 at PIT	4, 5/12 vs. NYY
Walls	9/11/23 at MIN	Dylan Floro	3, 6/25 vs. SEA	2, 6/25 vs. SEA

HOME RUN HIGHLIGHTS			
Grand Slams (3):	B. Lowe, 3/28 vs. TOR (Bassitt)	3-HR games (-):	
	Siri, 5/12 vs. NYY (Ferguson)	Pinch-hit (-):	
	Rortvedt, 6/16 at ATL (Waldrep)	Walk-off (1):	B. Lowe, 6/11 vs. CHC (Neris)
Back-to-Back (-):		Leadoff (4):	Díaz, 3/28 vs. TOR (Berríos)
Back-to-Back-to-Back (-):			Díaz, 5/11 vs. NYY (Cortes)
2-HR games (4):	Pinto, 4/14 vs. SF (Snell/Teng)		Díaz, 6/23 at PIT (Skenes)
	Siri, 5/30 vs. OAK (Harris/Miller)		Díaz, 6/25 vs. SEA (Castillo)
	J. Lowe, 6/21 at PIT (Ortiz/Ortiz)	Inside-the-park (-):	
	Siri, 6/28 vs. WSH (Parker/Barnes)	Extra innings (-):	

Runs by Inning											
	1	2	3	4	5	6	7	8	9	10+	Total
Opponent	45	27	37	55	69	59	58	40	32	13	435
Rays	47	45	46	31	26	41	43	39	39	15	372

## 2024 RAYS SEASON HIGHS

<u>TEAM BATTING</u>		<u>INDIVIDUAL BATTING</u>	
Longest winning streak	5, 5/3-7	Most runs, game, TB	3, 7x, last Brandon Lowe, 7/4 at KC
Longest losing streak	6, 5/19-5/25	Most runs, game, Opp	3, 7x, last Jonah Heim, 7/7 at TEX
Largest margin, victory	+8, 6/25 vs. SEA (11-3)	Most hits, game, TB	4, Harold Ramirez, 5/6 vs. CWS
Largest margin, defeat	-11 (13-2), 7/7 at TEX	Most hits, game, Opp	4, 2x, last Langford/Heim, 7/7 at TEX
Largest comeback win	5, 4/6 at COL	Most 2B, game, TB	2, 5x, last Alex Jackson, 7/12 vs. CLE
Largest blown lead loss	4, 6/18 at MIN	Most 2B, game, Opp	2, 6x, last Jacob Young, 6/28 vs. WSH
Most runs game, TB	11, 6/25 vs. SEA	Most HR, game, TB	2, 4x, last Jose Siri, 6/28 vs. WSH
Most runs game, Opp	13, 7/7 at TEX	Most HR, game, Opp	2, 7x, last Ryan Mountcastle, 6/1 at BAL
Most runs, inn, TB	5, 4x, last 6/4 at MIA (5th inn.)	Most RBI, game, TB	5, Brandon Lowe, 6/4 at MIA
Most runs, inn, Opp	6, 2x, last 7/7 at TEX (4th inn.)	Most RBI, game, Opp	6, Andrew Benintendi, 4/27 at CWS
Most hits, game, TB	17, 6/21 at PIT	Most extra-base hits, game, TB	3, 2x, last Isaac Paredes, 6/30 vs. WSH
Most hits, game, Opp	19, 7/7 at TEX	Most extra-base hits, game, Opp	3, Jarren Duran, 5/16 at BOS
Most hits, inn, TB	5, 5x, last 6/4 at MIA (5th inn.)	Most steals, game, TB	4, José Caballero, 5/5 vs. NYM
Most hits, inn, Opp	7, 6/29 vs. WSH (7th inn.)	Most steals, game, Opp	2, 3x, last Nico Hoerner, 6/12 vs. CHC
Most doubles, game, TB	6, 6/20 at MIN	Longest Hitting Streak	20, Yandy Díaz (6/7-6/28)
Most HR, game, TB	4, 4/14 vs. SF		
Most HR, game, Opp	5, 2x, last 5/12 vs. NYY	<u>TEAM/INDIVIDUAL PITCHING</u>	
Most extra-base hits, game, TB	8, 6/20 at MIN	Most SO, TB Starter	11, 3x, last Taj Bradley, 6/30 vs. WSH
Most extra-base hits, game, Opp	9, 4/13 vs. SF	Most SO, Opp Starter	10, Ryan Feltner, 4/6 at COL
Most stolen bases, game, TB	7, 5/5 vs. NYM	Most SO, TB Reliever	7, Tyler Alexander, 5/30 vs. OAK
Most stolen bases, game, Opp	6, 6/12 vs. CHC	Most IP, TB Reliever	6.0, Tyler Alexander, 4/14 vs. SF
Most walks, game, TB	9, 5/5 vs. NYM	Most walks, game, TB	5, Aaron Lowe, 4/21 at NYG
Most walks, game, Opp	8, 3/31 vs. TOR	Most walks, game, Opp	6, Luis Severino, 5/5 vs. NYM
Most strikeouts, game, TB	15, 5/14 at BOS	Most SO, Team, TB	16, 6/30 vs. WSH
Most strikeouts, game, Opp	16, 6/30 vs. WSH	Most walks, Team, TB	8, 3/31 vs. TOR
Most LOB, game, TB	13, 7/4 at KC	Low-Hit Game	3, 4x, last 6/24 vs. SEA
Most LOB, game, Opp	13, 2x, last 6/2 at BAL	Consecutive scoreless IP, individual	14.1, Zach Efflin (4/15-26)
Most errors, game, TB	2, 10x, last 7/4 at KC	Consecutive scoreless IP, team	12.0, 5/6-7
Most errors, game, Opp	3, 3x, last 4/23 vs. DET	Shortest game, time	2:06, 4/28 at CWS
Longest game, time	3:29, 4/16 vs. LAA (13 inn.)	Shortest game, time (9 inn.)	2:06, 4/28 at CWS
Longest game, time (9 inn.)	3:25, 7/4 at KC		
Lineups used	79		

## LAST TIME IT HAPPENED

**BATTING**  
**Hit For Cycle:** Evan Longoria, 8/31/17 at HOU (2 all-time)  
**Grand Slam:** Ben Rortved, 6/16/24 at ATL (3 in 2024)  
**Inside-The-Park HR:** Luke Raley, 8/16/23 at SF (23 all-time)  
**Leadoff HR:** Yandy Diaz, 6/25/24 vs. SEA (4 in 2024)  
**Leadoff HR on First Pitch:** Yandy Diaz, 6/25/24 vs. SEA (26 all-time)  
**Back-to-Back HR, Start of Game:** Meadows/Diaz, 7/18/19 (61) at NYY (2 all-time)  
**Back-to-Back-to-Back HR:** Cron/Wendle/Ramos, 5/29/18 at OAK (4 all-time)  
**Pinch-Hit HR:** Harold Ramirez, 9/15/23 at BAL (2 in 2023)  
**Pinch-Hit Grand Slam:** Daniel Robertson, 7/22/18 vs. MIA (7 all-time)  
**Pinch-Hit Walk-Off:** Harold Ramirez (1B), 6/24/22 vs. PIT (18 all-time)  
**Walk-Off Grand Slam:** Daniel Robertson, 7/22/18 vs. MIA (1 all-time)  
**HR from Both Sides of Plate:** Taylor Walls, 4/18/23 at CIN (5 all-time)  
**Five-Hit Game:** Tommy Pham, 9/18/19 at LAD (10 all-time)  
**6+ Hit Game:** None

**Two Hits, One Inning:** R. Tapia/R. Pinto, 10/1/23 at TOR (7 in 2023)  
**Two HR, One Inning:** Julio Lugo (5th), 7/22/06 vs. BAL (2 all-time)

<u>PITCHING</u>	<u>PITCHING</u>
<b>Perfect Game:</b> None	<b>Perfect Game:</b> Félix Hernández, 8/15/12 (3 all-time)
<b>No-Hitter:</b> Matt Garza, 7/26/10 vs. DET (1 all-time)	<b>No-Hitter:</b> Reid Detmers, 5/10/22 at LAA (6 all-time)
<b>One-Hitter:</b> Chris Archer, 8/20/15 at HOU (4 all-time)	<b>One-Hitter:</b> Marcus Stroman, 5/29/23 at CHC (7 all-time)
<b>Two-Hitter:</b> Matt Andriese, 5/14/16 vs. OAK (13 all-time)	<b>Two-Hitter:</b> Nathan Eovaldi, 10/4/22 at BOS (13 all-time)
<b>10+ Strikeouts:</b> Taj Bradley, 6/30/24 vs. WSH (4 in 2024)	<b>10+ Strikeouts:</b> Ryan Feltner, 4/6/24 at COL (1 in 2024)
<b>15+ Strikeouts:</b> Chris Archer, 6/2/15 at LAA (2 all-time)	<b>15+ Strikeouts:</b> Danny Duffy, 8/1/16 vs. KC (7 all-time)
<b>Complete Game:</b> Ryan Yarbrough, 6/3/21 at NYY (105 all-time)	<b>Complete Game:</b> Sandy Alcantara, 7/26/23 vs. MIA (2 in 2023)
<b>Complete-Game Shutout:</b> Matt Andriese, 5/14/16 vs. OAK (41 all-time)	<b>Complete-Game Shutout:</b> Marcus Stroman, 5/29/23 at CHC (65 all-time)
<b>Four Strikeouts in an Inning:</b> Tyler Glasnow (2nd), 7/7/23 vs. ATL (4 all-time)	<b>Four Strikeouts in an Inning:</b> Blake Stein (4th), 7/27/98 at OAK (1 all-time)
<b>Immaculate Inning:</b> Jose Alvarado (9th), 8/4/17 vs. MIL (3 all-time)	<b>Immaculate Inning:</b> Colin Holderman (7th), 5/4/23 vs. PIT (8 all-time)

<u>MISC.</u>	<u>MISC.</u>
<b>Triple Play:</b> E. Longoria/B. Zobrist/S. Rodriguez, 9/27/11 vs. NYY (3 all-time)	<b>Triple Play:</b> L. Rengifo/B. Drury/N. Schanuel/L. O'Hoppe, 8/18/23 at LAA (4 all-time)
<b>Position Player Pitching:</b> Ben Rortved, 4/13/24 vs. SF (1 in 2024)	<b>Position Player Pitching:</b> Eduardo Escobar, 8/19/23 at LAA-G2 (6 in 2023)
<b>Straight Steal of Home:</b> B.J. Upton, 7/8/09 vs. TOR (4 all-time)	<b>Straight Steal of Home:</b> Jacoby Ellsbury, 4/22/16 at NYY (2 all-time)
<b>Steal of Home on Double Steal:</b> Jose Siri, 5/23/23 vs. PIT (11 all-time)	<b>Steal of Home on Double Steal:</b> Jarren Duran, 5/21/24 vs. BOS (13 all-time)
<b>3+ SB Game:</b> José Caballero, 5/6/24 vs. NYM (20 all-time)	<b>3+ SB Game:</b> Maikel Garcia, 6/22/23 vs. KC (14 all-time)
<b>HR in First ML At-Bat:</b> Brandon Guyer, 5/6/11 at BAL (3 all-time)	<b>HR in First ML At-Bat:</b> Tyler Austin/Aaron Judge, 8/13/16 at NYY (3 all-time)

HOME RUNS					
	1R	2R	3R	GS	TOTAL
Aranda	1	--	--	--	1
Arozarena	8	2	2	--	12
Caballero	4	2	--	--	6
DeLuca	1	2	--	--	3
Díaz	6	1	1	--	8
Jackson	--	1	--	--	1
B. Lowe	5	--	2	1	8
J. Lowe	3	1	1	--	5
Mead	--	1	--	--	1
Palacios	2	2	--	--	4
Paredes	9	4	2	--	15
Pinto	1	--	1	--	2
Ramírez	--	1	--	--	1
Rortvedt	--	1	1	1	3
Rosario	--	2	--	--	2
Shenton	1	--	--	--	1
Siri	8	2	--	1	11
Walls	--	--	--	--	--
TOTALS	49	22	10	3	84

HIGHEST EXIT VELOCITIES				
Player	Game	Pitcher	Play	MPH
Diaz	7/11 vs. NYY	Cortes	2B	117.4
Diaz	6/11 vs. CHC	Taillon	Out	114.0
Diaz	6/9 vs. BAL	Akin	1B	113.9
Diaz	5/11 vs. NYY	Cortes	2B	113.6
Mead	4/26 at CWS	Banks	1B	112.4

FARTHEST HOME RUNS			
Player	Game	Pitcher	Dist.
Siri	4/30 at MIL	Peralta	452 ft.
Arozarena	5/3 vs. NYM	Núñez	445 ft.
B. Lowe	3/29 vs. TOR	Bassitt	444 ft.
Diaz	6/20 at MIN	Jackson	439 ft.
Siri	6/12 vs. CHC	Assad	435 ft.

INSTANT REPLAY	
RAYS CHALLENGES	
Overturned	13
Stands	7
Confirmed	4
TOTALS	24 (13/24, 54.2%)

MULTI-RUN INNINGS		
Runs	Times	Last
2	43	July 11 vs. NYY (1st)
3	30	July 11 vs. NYY (3rd)
4	8	July 9 vs. NYY (1st)
5	5	June 4 at MIA (5th)
6	--	May 28, 2023 vs. LAD (2nd)
7+	--	Oct. 1, 2023 at TOR (7, 2nd)

**CATWALKS [1]**  
**+** Last Time: 5/3 vs. NYM      Batter: Brett Baty  
**Play Description:** Home run off the C-ring catwalk  
 in right field (378 ft.)...off Aaron Civale (2nd inn.)

**WALK-OFF WINS [5]**

- +** **Date:** 4/16 vs. LAA **Batter:** Amed Rosario  
**Outcome:** W, 7-6 (13) **Pitcher:** Carson Fulmer  
**Play Description:** Infield single to 3B
- +** **Date:** 5/5 vs. NYM **Batter:** Jonny DeLuca  
**Outcome:** W, 7-6 (10) **Pitcher:** Jake Diekman  
**Play Description:** Triple to CF
- +** **Date:** 5/29 vs. OAK **Batter:** Jose Siri  
**Outcome:** W, 4-3 **Pitcher:** Michael Kelly  
**Play Description:** Single to LF
- +** **Date:** 5/30 vs. OAK **Batter:** Richie Palacios  
**Outcome:** W, 6-5 (12) **Pitcher:** T.J. McFarland  
**Play Description:** Single to RF
- +** **Date:** 6/11 vs. CHC **Batter:** Brandon Lowe  
**Outcome:** W, 5-2 **Pitcher:** Héctor Neris  
**Play Description:** 3-run HR to RCF

### WALK-OFF LOSSES [4]

**+** **Date:** 4/5 at COL **Batter:** Ryan McMahon  
**Outcome:** L, 10-7 **Pitcher:** Jason Adam  
**Play Description:** Grand slam to RCF (417 ft.)

**+** **Date:** 4/27 at CWS **Batter:** Andrew Benintendi  
**Outcome:** L, 8-7 (10) **Pitcher:** Phil Maton  
**Play Description:** 2-run HR to RCF (401 ft.)

**+** **Date:** 5/14 at BOS **Batter:** Romy Gonzalez  
**Outcome:** L, 5-4 (12) **Pitcher:** Manuel Rodriguez  
**Play Description:** Ground-ball single to RF

**+** **Date:** 6/18 at MIN **Batter:** Carlos Santana  
**Outcome:** L, 7-6 **Pitcher:** Phil Maton  
**Play Description:** Ground-ball single to CF

## MISC. STATISTICS

- + Game-Tying & Go-Ahead RBI:** Díaz 18, Paredes 18, Arozarena 12, Rosario 12, Siri 11, B. Lowe 10, Caballero 8, DeLuca 6, Rortvedt 6, J. Lowe 4, Palacios 4, Ramirez 3, Shenton 3, Aranda 2, Walls 2, Jackson 1, Mead 1
- + Two-Out RBI:** Paredes 24, Díaz 18, Rosario 15, Arozarena 13, Palacios 11, Rortvedt 10, J. Lowe 7, Caballero 6, B. Lowe 6, Mead 5, Siri 5, DeLuca 4, Jackson 2, Pinto 2, Ramirez 2, Shenton 2
- + Infield Hits (103 - 6th in MLB):** Rosario 19, Caballero 14, Díaz 14, Ramirez 12, Arozarena 7, Palacios 7, Paredes 6, DeLuca 5, B. Lowe 3, Mead 3, Walls 3, Aranda 2, J. Lowe 2, Pinto 2, Rortvedt 2, Siri 2
- + Bunt Singles (3):** Caballero 3
- + Outfield Assists (8):** Arozarena 4 (last: 5/29 vs. OAK), DeLuca 2 (last: 5/25 vs. KC), Rosario 1 (4/8 at LAA), Siri 1 (6/20 at MIN)
- + Ejections (3):** Siri 2 (4/30 at MIL; 5/31 at BAL), Cash 1 (6/1 at BAL)
- + Batted Around (5):** 4/5 at COL (9th), 4/6 at COL (8th), 5/3 vs. NYM (3rd), 5/12 vs. NYY (7th), 6/4 at MIA (5th)

RAYS PITCHING BY THE NUMBERS									
	W-L-S	G	ERA	IP	H	ER	BB	SO	HR
Totals	47-47-30	94	4.26	843.1	795	399	267	819	124
Starters	20-31-0	94	4.21	485.2	477	227	122	480	72
Relievers	27-16-30	94	4.33	357.2	318	172	145	339	52
Home	26-26-12	52	3.99	478.0	415	212	163	481	69
Road	21-21-18	42	4.61	365.1	380	187	104	338	55
Pre All-Star	47-47-30	94	4.26	843.1	795	399	267	819	124
Post All-Star	--	--	--	--	--	--	--	--	--
March/April	14-17-9	31	4.54	277.2	269	140	99	271	40
May	14-13-8	27	3.96	248.0	220	109	71	229	33
June	14-12-9	26	4.35	231.2	220	112	70	238	41
July	5-5-4	10	3.98	86.0	86	38	27	81	10
August	--	--	--	--	--	--	--	--	--
September	--	--	--	--	--	--	--	--	--

STARTING PITCHER INFORMATION (STARTS ONLY)												
PITCHER	STARTS	RUN SUPPORT	RS/9.0 IP	TOTAL RUNS	TOTAL RUNS/START	CLUB RECORD	QUALITY STARTS	PITCHES/START	HR/9.0 IP	GIDP	OPP. SB/SBA	
Alexander	6	16	4.50	31	5.17	3-3	1	87.8	1.97	1	3/5	
Armstrong	5	9	10.13	25	5.00	3-2	0	27.4	0.00	1	1/1	
Baz	2	5	4.35	5	2.50	1-1	1	80.0	1.74	0	0/1	
Bradley	12	24	3.16	37	3.08	7-5	5	92.6	1.32	4	3/3	
Civale	17	42	4.34	71	4.18	5-12	3	85.9	1.66	10	3/4	
Efflin	17	47	4.26	68	4.00	10-7	6	84.8	1.18	1	4/6	
Littell	18	36	3.40	76	4.22	9-9	6	86.1	1.23	8	4/5	
Pepiot	16	38	4.20	61	3.81	8-8	5	84.5	1.22	4	3/5	
Waguespack	1	2	4.50	2	2.00	1-0	0	17.8	0.00	1	1/1	

RECENT TRANSACTIONS

APRIL

- 9

Recalled **RHP Kevin Kelly** from Triple-A Durham; placed **LHP Tyler Alexander** on the Bereavement List.
- 12

Placed **INF Brandon Lowe** (right oblique strain) on the 10-day IL (retro 4/9); recalled **INF/OF Niko Goodrum** from Triple-A Durham.
- 13

Reinstated **LHP Tyler Alexander** from the Bereavement List; optioned **RHP Jacob Waguespack** to Triple-A Durham.
- 18

Recalled **LHP Jacob Lopez** from Triple-A Durham; optioned **RHP Kevin Kelly** to Durham.
- 20

Selected **RHP Erasmo Ramírez** from Triple-A Durham; optioned **LHP Jacob Lopez** to Durham; transferred **INF Taylor Walls** (recovery from right hip surgery) to the 60-day IL
- 22

Placed **RHP Pete Fairbanks** (nerve-related issue) on the 15-day IL (retro 4/19)...recalled **RHP Kevin Kelly** from Triple-A Durham.
- 26

Placed **LHP Colin Poche** (mid-back tightness) on the 15-day IL (retro 4/24); recalled **RHP Manuel Rodríguez** from Triple-A Durham.
- 29

Placed **RHP Chris Devenski** (right knee tendinitis) on the 15-day IL; recalled **LHP Jacob Lopez** from Triple-A Durham.
- optioned **INF Curtis Mead** and **LHP Jacob Lopez** to Durham; designated **INF/OF Niko Goodrum** for assignment.

7

Recalled **RHP Jacob Waguespack** (right rotator cuff inflammation) from Triple-A Durham and placed him on the 15-day IL (retro 5/6).

8

Placed **RHP Ryan Pepiot** (lower left leg contusion) on the 15-day IL (retro 5/6); reinstated **RHP Taj Bradley** (right pectoral strain) from the 15-day IL.

11

Reinstated **RHP Pete Fairbanks** (nerve-related issue) from the 15-day IL; optioned **RHP Edwin Uceta** to Triple-A Durham

12

Reinstated **INF Jonathan Aranda** (right fourth finger fracture) from the 10-day IL; optioned **INF Austin Shenton** to Triple-A Durham.

18

Acquired **LHP Richard Lovelady** from the Cubs for **LHP Jeff Belge**; placed **RHP Jacob Waguespack** (right rotator cuff inflammation) on the 60-day IL

20

Reinstated **INF Brandon Lowe** (right oblique strain) from the 10-day IL; placed **RHP Zach Eflin** (lower back inflammation) on the 15-day IL (retro 5/19); added **LHP Richard Lovelady** to the active roster; optioned **RHP Manuel Rodríguez** to Triple-A Durham.

22

Reinstated **RHP Ryan Pepiot** (lower left leg contusion) from the 15-day IL; designated **RHP Erasmo Ramírez** for assignment.

23

Reinstated **RHP Shane Baz** (left oblique strain) from the 15-day IL and optioned him to Triple-A Durham.

25

Reinstated **RHP Chris Devenski** (right knee tendinitis) from the 15-day IL; placed **OF Josh Lowe** (right oblique strain) on the 10-day IL (retro 5/23).
- 31

Selected **RHP Justin Sterner** from the Triple-A Durham; optioned **LHP Tyler Alexander** to Durham.
- JUNE
- 3

Reinstated **OF Josh Lowe** (right oblique strain) from the 10-day IL; optioned **INF Jonathan Aranda** to Triple-A Durham.

5

Reinstated **RHP Zach Eflin** (lower back inflammation) from the 15-day IL; optioned **RHP Justin Sterner** to Triple-A Durham.

7

Reinstated **INF Taylor Walls** (recovery from right hip surgery) from the 60-day IL; designated **OF Harold Ramírez** for assignment.

8

Reinstated **LHP Colin Poche** (mid-back tightness) from the 15-day IL; placed **RHP Richard Lovelady** (left forearm flexor strain) on the 15-day IL.

14

**OF Harold Ramírez** cleared waivers and was granted his unconditional release.

25

Recalled **RHP Edwin Uceta** from Triple-A Durham; designated **RHP Chris Devenski** for assignment.
- JULY
- 1

**RHP Chris Devenski** cleared waivers and was granted his unconditional release.

3

Acquired **INF Gregory Barrios** from the Brewers for **RHP Aaron Civale**; recalled **RHP Justin Sterner** from Triple-A Durham.

5

Recalled **RHP Shane Baz** from Triple-A Durham; optioned **RHP Justin Sterner** to Durham.

9

Traded **RHP Phil Maton** to the Mets for a player to be named later or cash considerations; recalled **RHP Manuel Rodríguez** from Triple-A Durham.
- | W-L BY POSITION (STARTS) |       |       |       |       |       |       |       |       |       | W-L BY BATTING ORDER (STARTS) |       |       |       |       |      |       |       |       |
|--------------------------|-------|-------|-------|-------|-------|-------|-------|-------|-------|-------------------------------|-------|-------|-------|-------|------|-------|-------|-------|
|                          | C     | 1B    | 2B    | 3B    | SS    | LF    | CF    | RF    | DH    | 1ST                           | 2ND   | 3RD   | 4TH   | 5TH   | 6TH  | 7TH   | 8TH   | 9TH   |
| Aranda                   |       | 1-3   | 1-0   |       |       |       |       |       | 1-6   |                               |       |       | 3-4   | 0-4   | 0-1  |       |       |       |
| Arozarena                |       |       |       |       |       | 41-34 | 1-4   |       | 1-4   |                               | 17-13 | 15-17 | 4-3   | 6-7   | 1-2  |       |       |       |
| Caballero                |       |       | 4-4   | 2-2   | 29-32 |       |       |       |       |                               |       | 1-0   |       | 1-0   | 6-4  | 16-11 | 6-14  | 5-9   |
| DeLuca                   |       |       |       |       |       | 2-2   | 6-7   | 15-7  |       |                               | 1-0   | 0-1   |       | 3-3   | 5-7  | 5-4   | 6-0   | 4-1   |
| Díaz                     |       | 40-38 |       |       |       |       |       |       | 6-6   | 45-42                         | 1-2   |       |       |       |      |       |       |       |
| Goodrum                  |       |       | 1-0   |       | 1-0   | 0-1   |       |       |       |                               |       |       |       |       | 0-1  | 2-0   |       |       |
| Jackson                  | 17-13 |       |       |       |       |       |       |       |       |                               |       |       |       |       |      | 2-0   | 4-2   | 10-10 |
| B. Lowe                  |       |       | 10-20 |       |       |       |       |       | 6-4   |                               | 10-19 | 4-3   | 1-2   | 1-0   |      |       |       |       |
| J. Lowe                  |       |       |       |       |       |       | 1-1   | 14-15 | 3-3   | 0-1                           | 7-5   | 2-2   | 6-9   | 2-1   | 1-1  |       |       |       |
| Mead                     |       |       | 7-11  | 2-3   |       |       |       |       |       |                               |       |       |       | 1-0   | 4-7  | 2-4   | 1-2   | 1-1   |
| Palacios                 |       |       | 13-7  | 1-0   |       | 3-9   |       | 9-15  | 1-1   | 2-3                           | 5-4   | 3-3   |       | 7-4   | 9-11 | 0-5   | 1-2   |       |
| Paredes                  |       | 3-2   |       | 39-36 |       |       |       |       | 3-5   |                               | 2-0   | 9-13  | 31-24 | 3-6   |      |       |       |       |
| Pinto                    | 6-9   |       |       |       |       |       |       |       |       |                               |       |       |       |       |      |       |       | 6-9   |
| Ramírez                  |       |       |       |       |       | 1-1   |       | 3-0   | 21-15 |                               | 4-4   | 8-2   | 2-2   | 5-5   | 5-3  |       |       |       |
| Rortvedt                 | 24-26 |       |       |       |       |       |       |       |       |                               |       |       |       |       |      | 2-5   | 17-17 | 5-4   |
| Rosario                  |       |       | 11-5  | 3-6   | 5-5   |       |       | 6-10  | 4-2   | 0-1                           |       | 5-6   | 0-2   | 14-11 | 5-6  | 4-1   | 0-1   | 1-0   |
| Shenton                  |       | 3-4   |       |       |       |       |       |       | 1-1   |                               |       |       | 0-1   | 1-2   | 2-1  | 1-0   | 0-1   |       |
| Siri                     |       |       |       |       |       |       | 39-35 |       |       |                               |       |       |       | 3-4   | 7-3  | 10-13 | 8-7   | 11-8  |
| Walls                    |       |       |       |       | 12-10 |       |       |       |       |                               |       |       |       |       | 2-0  | 2-4   | 4-1   | 4-5   |
- RAYS ON THE INJURED LIST (5)
- | POS. | PLAYER           | IL     | INJURY                            | DATE ON     | RETRO | FIRST DATE OFF | GMS MISSED | RECORD |
|------|------------------|--------|-----------------------------------|-------------|-------|----------------|------------|--------|
| LHP  | Richard Lovelady | 15-day | Left forearm flexor strain        | June 8      | --    | June 22        | 31         | 16-15  |
| LHP  | Shane McClanahan | 60-day | Recovery from Tommy John surgery  | February 14 | --    | May 27         | 94         | 47-47  |
| RHP  | Drew Rasmussen   | 60-day | Recovery from right elbow surgery | February 21 | --    | May 27         | 94         | 47-47  |
| LHP  | Jeffrey Springs  | 60-day | Recovery from Tommy John surgery  | March 15    | --    | May 27         | 94         | 47-47  |
| RHP  | Jacob Waguespack | 60-day | Right rotator cuff inflammation   | May 7       | May 6 | July 5         | 59         | 30-29  |
- Previous injured list stints (Injury, dates, games missed, team record):** **INF Jonathan Aranda** (right fourth finger fracture, 3/25–5/14, 42, 21-21); **RHP Shane Baz** (left oblique strain, 3/25–5/23, 51, 25-26); **RHP Taj Bradley** (right pectoral strain, 3/25–5/8, 38, 19-19); **OF Jonny DeLuca** (right fifth metacarpal fracture, 3/25–5/3, 32, 14-18); **RHP Chris Devenski** (right knee tendinitis, 4/26–5/25, 24, 12-12); **RHP Zach Eflin** (lower back inflammation, 5/20–6/5, 13, 5-8); **RHP Pete Fairbanks** (nerve-related issue, 4/22–5/11, 19, 8-11); **INF Brandon Lowe** (right oblique strain, 4/9–5/20, 37, 20-17); **OF Josh Lowe** (right oblique strain, 3/28–5/6, 34, 16-18; right oblique strain, 5/25–6/3, 10, 4-6); **RHP Ryan Pepiot** (lower left leg contusion, 5/6–22, 13, 6-7); **LHP Colin Poche** (mid-back tightness, 4/26–6/8, 38, 19-19); **INF Taylor Walls** (recovery from right hip surgery, 3/27–6/7, 62, 31-31)
- PLAYERS USED (41)
- PITCHERS (22):** Jason Adam\*, Tyler Alexander\*, Shawn Armstrong\*, Shane Baz, Taj Bradley, Aaron Civale\*, Garrett Cleavinger\*, Chris Devenski\*, Zach Eflin\*, Pete Fairbanks\*, Kevin Kelly, Zack Littell\*, Jacob Lopez, Richard Lovelady, Phil Maton\*, Ryan Pepiot\*, Colin Poche\*, Erasmo Ramírez, Manuel Rodríguez, Justin Sterner+, Edwin Uceta, Jacob Waguespack\*
- CATCHERS (3):** Alex Jackson, René Pinto\*, Ben Rortvedt\*
- INFIELDERS (9):** Jonathan Aranda, José Caballero\*, Yandy Díaz\*, Niko Goodrum, Brandon Lowe\*, Curtis Mead\*, Austin Shenton+\*, Isaac Paredes\*, Taylor Walls
- OUTFIELDERS (7):** Randy Arozarena\*, Jonny DeLuca, Josh Lowe, Richie Palacios\*, Harold Ramírez\*, Amed Rosario\*, Jose Siri\*
- \* - Opening Day roster  
+ - MLB debut

2024 RAYS DAY-BY-DAY

#	GAME	START/RES.	REC.	WIN	LOSS	SAVE	POS. GA/GB	ATT.
1	March 28 vs. TOR	L, 8-2	0-1	Berrios (1-0)	Eflin (0-1)	None	5th, -1.0	25,025
2	March 29 vs. TOR	W, 8-2	1-1	Civale (1-0)	Bassitt (0-1)	None	T3rd, -1.0	18,653
3	March 30 vs. TOR	W, 5-1	2-1	Littell (1-0)	Kikuchi (0-1)	None	3rd, -1.0	18,905
4	March 31 vs. TOR	L, 9-2	2-2	White (1-0)	Armstrong (0-1)	None	T3rd, -2.0	14,875
5	April 1 vs. TEX	L, 9-3	2-3	Dunning (1-0)	Pepiot (0-1)	None	T4th, -3.0	14,144
6	April 2 vs. TEX	W, 5-2	3-3	Eflin (1-1)	Heaney (0-1)	None	T4th, -2.0	11,697
7	April 3 vs. TEX	L, 4-1	3-4	Eovaldi (1-0)	Civale (1-1)	None	T4th, -3.0	18,881
April 4 – OFF (1)								
8	April 5 at COL	L, 10-7-wo	3-5	Beeks (1-0)	Fairbanks (0-1)	None	5th, -3.0	48,399
9	April 6 at COL	W, 8-6	4-5	Cleavinger (1-0)	Beeks (1-1)	Poche (1)	T4th, -3.0	29,238
10	April 7 at COL	W, 3-2	5-5	Pepiot (1-1)	Hudson (0-2)	Armstrong (1)	4th, -3.0	25,566
11	April 8 at LAA	L, 7-1	5-6	Anderson (2-0)	Eflin (1-2)	None	T4th, -4.0	18,748
12	April 9 at LAA	W, 6-4	6-6	Civale (2-1)	Sandoval (1-2)	Fairbanks (1)	T4th, -4.0	20,271
13	April 10 at LAA	W, 4-2	7-6	Kelly (1-0)	Soriano (0-2)	Fairbanks (2)	4th, -3.0	16,600
April 11 – OFF (2)								
14	April 12 vs. SF	W, 2-1	8-6	Cleavinger (2-0)	Winn (0-3)	Fairbanks (3)	3rd, -2.5	15,146
15	April 13 vs. SF	L, 11-2	8-7	Webb (1-1)	Pepiot (1-2)	None	T3rd, -4.0	17,411
16	April 14 vs. SF	W, 9-4	9-7	Alexander (1-0)	Snell (0-2)	None	T3rd, -3.0	19,470
17	April 15 vs. LAA	L, 7-3	9-8	García (1-0)	Maton (0-1)	None	T3rd, -3.0	12,267
18	April 16 vs. LAA	W, 7-6 (13)	10-8	Cleavinger (3-0)	Fulmer (0-1)	None	T3rd, -2.0	12,160
19	April 17 vs. LAA	L, 5-4	10-9	Strickland (1-0)	Fairbanks (0-2)	None	T3rd, -3.0	10,844
20	April 18 vs. LAA	W, 2-1	11-9	Pepiot (2-2)	Canning (0-3)	Poche (2)	3rd, -2.5	10,648
21	April 19 at NYY	L, 5-3	11-10	Santana (1-0)	Devenski (0-1)	Holmes (8)	T4th, -3.5	36,055
22	April 20 at NYY	W, 2-0 (10)	12-10	Adam (1-0)	Ferguson (0-3)	Cleavinger (1)	T4th, -2.5	47,629
23	April 21 at NYY	L, 5-4	12-11	Gil (1-1)	Civale (2-2)	González (2)	5th, -3.5	40,022
24	April 22 vs. DET	L, 7-1	12-12	Skubal (3-0)	Littell (1-1)	None	5th, -4.0	13,522
25	April 23 vs. DET	L, 4-2	12-13	Faedo (1-1)	Poche (0-1)	Foley (7)	5th, -4.5	13,648
26	April 24 vs. DET	W, 7-5	13-13	Devenski (1-1)	Vest (1-1)	Cleavinger (2)	T4th, -4.0	13,754
April 25 – OFF (3)								
27	April 26 at CWS	L, 9-4	13-14	Flexen (1-3)	Eflin (1-3)	None	T4th, -4.0	10,323
28	April 27 at CWS	L, 8-7 (10)	13-15	García (1-2)	Maton (0-2)	None	T4th, -5.0	28,009
29	April 28 at CWS	L, 4-2	13-16	Fedde (2-0)	Littell (1-2)	Leasure (1)	5th, -6.0	12,669
30	April 29 at MIL	W, 1-0	14-16	Pepiot (3-2)	Wilson (2-1)	Adam (1)	5th, -5.0	20,395
31	April 30 at MIL	L, 8-2	14-17	Peralta (3-0)	Alexander (1-1)	None	5th, -6.0	21,124
MARCH/APRIL: 14-17 (8-9 Home, 6-8 Road)								
32	May 1 at MIL	L, 7-1	14-18	Rea (3-0)	Eflin (1-4)	None	5th, -6.0	20,132
May 2 – OFF (4)								
33	May 3 vs. NYM	W, 10-8	15-18	Armstrong (1-1)	Quintana (1-3)	Adam (2)	T4th, -6.5	19,077
34	May 4 vs. NYM	W, 3-1	16-18	Adam (2-0)	Ottavino (1-1)	Maton (1)	T4th, -6.5	18,968
35	May 5 vs. NYM	W, 7-6 (10)	17-18	Ramírez (1-0)	Diekman (1-1)	None	4th, -6.5	19,310
36	May 6 vs. CWS	W, 8-2	18-18	Ramírez (2-0)	Clevinger (0-1)	None	4th, -6.0	12,042
37	May 7 vs. CWS	W, 5-1	19-18	Eflin (2-4)	Soroka (0-4)	None	4th, -5.0	10,872
38	May 8 vs. CWS	L, 4-1	19-19	Flexen (2-3)	Civale (2-3)	Kopech (3)	4th, -6.0	12,877
May 9 – OFF (5)								
39	May 10 vs. NYY	L, 2-0	19-20	Schmidt (4-1)	Bradley (0-1)	Holmes (12)	4th, -7.0	18,041
40	May 11 vs. NYY	W, 7-2	20-20	Littell (2-2)	Cortes (1-4)	None	4th, -7.0	21,308
41	May 12 vs. NYY	L, 10-6	20-21	Gil (4-1)	Alexander (1-2)	None	4th, -7.0	20,694
42	May 13 at BOS	W, 5-3	21-21	Eflin (3-4)	Crawford (2-2)	Adam (3)	4th, -6.0	28,663
43	May 14 at BOS	L, 5-4 (12)	21-22	Bernardino (2-1)	Rodríguez (0-1)	None	4th, -7.0	32,893
44	May 15 at BOS	W, 4-3	22-22	Bradley (1-1)	Houck (3-5)	Kelly (1)	4th, -7.0	30,016
45	May 16 at BOS	W, 7-5	23-22	Rodríguez (1-1)	Jansen (1-1)	Ramírez (1)	3rd, -7.0	31,704
46	May 17 at TOR	W, 4-3	24-22	Alexander (2-2)	Bassitt (3-6)	Fairbanks (4)	3rd, -7.0	32,640
47	May 18 at TOR	W, 5-4	25-22	Ramírez (3-0)	Pearson (0-1)	Cleavinger (3)	3rd, -7.0	34,416
48	May 19 at TOR	L, 5-2	25-23	Manoah (1-1)	Civale (2-4)	Romano (7)	3rd, -8.0	35,840
49	May 20 vs. BOS	L, 5-0	25-24	Houck (4-5)	Bradley (1-2)	None	3rd, -8.0	13,489
50	May 21 vs. BOS	L, 5-2	25-25	Weissert (2-1)	Adam (2-1)	Jansen (8)	4th, -8.0	12,274
51	May 22 vs. BOS	L, 8-5	25-26	Bello (5-2)	Lovelady (0-2)	None	4th, -9.5	13,095
May 23 – OFF (6)								
52	May 24 vs. KC	L, 8-1	25-27	Lugo (8-1)	Alexander (2-3)	None	4th, -10.5	16,368
53	May 25 vs. KC	L, 7-4	25-28	McArthur (2-2)	Lovelady (0-3)	Anderson (1)	4th, -11.5	20,309
54	May 26 vs. KC	W, 4-1	26-28	Cleavinger (4-0)	Wacha (4-5)	Fairbanks (5)	4th, -10.5	20,789
May 27 – OFF (7)								
55	May 28 vs. OAK	L, 3-0	26-29	Spence (4-2)	Littell (2-3)	Miller (11)	4th, -10.5	13,889
56	May 29 vs. OAK	W, 4-3-wo	27-29	Fairbanks (1-2)	Kelly (2-2)	None	4th, -10.5	13,167
57	May 30 vs. OAK	W, 6-5 (12)	28-29	Lovelady (1-3)	Ferguson (0-1)	None	4th, -10.5	15,264
58	May 31 at BAL	L, 3-1	28-30	Pérez (1-0)	Lovelady (1-4)	Kimbrel (13)	4th, -11.5	27,364
MAY: 14-13 (9-9 Home, 5-4 Road)								
59	June 1 at BAL	L, 9-5	28-31	Webb (1-3)	Bradley (1-3)	None	4th, -12.5	36,958
60	June 2 at BAL	W, 4-3	29-31	Armstrong (2-1)	Tate (2-1)	Fairbanks (6)	4th, -12.5	32,463
June 3 – OFF (8)								
61	June 4 at MIA	W, 9-5	30-31	Pepiot (4-2)	Luzardo (2-5)	Fairbanks (7)	T3rd, -12.5	9,234
62	June 5 at MIA	W, 5-3	31-31	Lovelady (2-4)	Garrett (2-1)	Fairbanks (8)	T3rd, -12.5	8,778
June 6 – OFF (9)								
63	June 7 vs. BAL	L, 6-3	31-32	Irvin (6-2)	Civale (2-5)	Kimbrel (14)	4th, -13.0	17,822
64	June 8 vs. BAL	L, 5-0	31-33	Bradish (2-0)	Bradley (1-4)	None	4th, -13.0	20,485
65	June 9 vs. BAL	L, 9-2	31-34	Rodriguez (7-2)	Littell (2-4)	None	5th, -14.0	20,386
66	June 10 vs. BAL	L, 5-2	31-35	Burnes (7-2)	Pepiot (4-3)	Kimbrel (15)	5th, -15.0	14,686
67	June 11 vs. CHC	W, 5-2-wo	32-35	Devenski (2-1)	Neris (6-1)	None	5th, -15.0	15,192
68	June 12 vs. CHC	L, 4-3	32-36	Miller (1-0)	Cleavinger (4-1)	Neris (10)	5th, -16.0	16,927
69	June 13 vs. CHC	W, 3-2	33-36	Bradley (2-4)	Leiter Jr. (2-4)	Fairbanks (9)	5th, -15.0	19,679
70	June 14 at ATL	L, 7-3	33-37	Sale (9-2)	Littell (2-5)	Iglesias (18)	5th, -16.0	41,046
71	June 15 at ATL	L, 9-2	33-38	Morton (4-3)	Pepiot (4-4)	None	5th, -16.0	40,480
72	June 16 at ATL	W, 8-6	34-38	Adam (3-1)	Iglesias (0-1)	Fairbanks (10)	5th, -15.0	40,211
June 17 – OFF (10)								
73	June 18 at MIN	L, 7-6-wo	34-39	Duran (3-2)	Fairbanks (1-3)	None	5th, -16.0	17,342
74	June 19 at MIN	W, 3-2 (10)	35-39	Adam (4-1)	Alcala (1-2)	Maton (2)	T4th, -15.0	20,712
75	June 20 at MIN	W, 7-6 (10)	36-39	Fairbanks (2-3)	Jax (3-3)	None	4th, -14.0	24,863
76	June 21 at PIT	W, 10-3	37-39	Poche (1-1)	Mlodzinski (1-3)	None	4th, -13.0	26,600
77	June 22 at PIT	L, 4-3	37-40	Jones (5-6)	Eflin (3-5)	Chapman (2)	4th, -14.0	33,040
78	June 23 at PIT	W, 3-1	38-40	Kelly (2-0)	Holderman (3-1)	Fairbanks (11)	4th, -13.0	29,026
79	June 24 vs. SEA	W, 4-3	39-40	Maton (1-2)	Voth (2-2)	Fairbanks (12)	4th, -12.5	14,482
80	June 25 vs. SEA	W, 11-3	40-40	Cleavinger (5-1)	Castillo (6-9)	None	4th, -11.5	14,034
81	June 26 vs. SEA	L, 5-2	40-41	Kirby (7-5)	Armstrong (2-2)	Thornton (1)	4th, -11.5	18,286
June 27 – OFF (11)								
82	June 28 vs. WSH	W, 3-1	41-41	Eflin (4-5)	Parker (5-4)	Fairbanks (13)	4th, -11.0	14,959
83	June 29 vs. WSH	L, 8-1	41-42	Irvin (6-6)	Civale (2-6)	None	4th, -12.0	17,501
84	June 30 vs. WSH	W, 5-0	42-42	Bradley (3-4)	Corbin (1-8)	None	4th, -11.0	18,259
JUNE: 14-12 (6-7 Home, 8-5 Road)								

#	GAME	START/RES.	REC.	WIN	LOSS	SAVE	POS. GA/GB	ATT.
July 1 – OFF (12)								
85	July 2 at KC	W, 5-1	43-42	Littell (3-5)	Singer (4-5)	None	4th, -11.0	16,865
86	July 3 at KC	L, 4-2	43-43	Wacha (5-6)	Pepiot (4-5)	McArthur (15)	4th, -12.0	23,268
87	July 4 at KC	W, 10-8	44-43	Eflin (5-5)	Marsh (6-6)	Fairbanks (14)	4th, -11.0	28,358
88	July 5 at TEX	L, 3-0	44-44	Lorenzen (5-4)	Baz (0-1)	Yates (12)	4th, -12.0	32,175
89	July 6 at TEX	L, 4-3	44-45	Hernández (2-0)	Kelly (2-1)	Yates (13)	4th, -12.0	31,560
90	July 7 at TEX	L, 13-2	44-46	Eovaldi (6-3)	Littell (3-6)	None	4th, -13.0	32,113
July 8 – OFF (13)								
91	July 9 vs. NYY	W, 5-3	45-46	Pepiot (5-5)	Rodón (9-7)	Fairbanks (15)	4th, -12.0	20,436
92	July 10 vs. NYY	L, 2-1	45-47	Hill (3-0)	Eflin (5-6)	Holmes (20)	4th, -12.0	19,246
93	July 11 vs. NYY	W, 5-4	46-47	Kelly (3-1)	Cortes (4-8)	Fairbanks (16)	4th, -11.0	23,438
94	July 12 vs. CLE	W, 2-0	47-47	Bradley (4-4)	Carrasco (3-7)	Adam (4)	4th, -10.0	17,290
95	July 13 vs. CLE	4:10 p.m.	City Connect					
96	July 14 vs. CLE	1:40 p.m.	Sneaker Keychain Giveaway pres. by Nike (kids 14 & under)					
July 15 – Home Run Derby (Globe Life Field)								
July 16 – All-Star Game (Globe Life Field)								
July 17 – All-Star Break								
July 18 – All-Star Break								
97	July 19 at NYY	7:05 p.m.						
98	July 20 at NYY	1:05 p.m.						
99	July 21 at NYY	1:35 p.m.						
100	July 22 at NYY	1:05 p.m.						
101	July 23 at TOR	7:07 p.m.						
102	July 24 at TOR	7:07 p.m.						
103	July 25 at TOR	3:07 p.m.						
104	July 26 vs. CIN	6:50 p.m.	Devil Rays Day					
105	July 27 vs. CIN	4:10 p.m.	City Connect					
106	July 28 vs. CIN	1:40 p.m.	Pete Fairbanks Bobblehead Giveaway pres. by Take 5 Oil Change					
July 29 – OFF (14)								
107	July 30 vs. MIA	6:50 p.m.						
108	July 31 vs. MIA	12:10 p.m.						
JULY: 5-5 (3-1 Home, 2-4 Road)								
Aug. 1 – OFF (15)								
109	Aug. 2 at HOU	8:10 p.m.						
110	Aug. 3 at HOU	7:15 p.m.						
111	Aug. 4 at HOU	2:10 p.m.						
Aug. 5 – OFF (16)								
112	Aug. 6 at STL	7:45 p.m.						
113	Aug. 7 at STL	7:45 p.m.	City Connect					
114	Aug. 8 at STL	7:15 p.m.						
115	Aug. 9 vs. BAL	6:50 p.m.	Devil Rays Day, Flappy Boi Zip-Up Hoodie Giveaway pres. by Spectrum					
116	Aug. 10 vs. BAL	7:15 p.m.	City Connect					
117	Aug. 11 vs. BAL	1:40 p.m.	Shoe Charms Giveaway pres. by Duke Energy (kids 14 & under)					
118	Aug. 12 vs. HOU	6:50 p.m.						
119	Aug. 13 vs. HOU	6:50 p.m.						
120	Aug. 14 vs. HOU	6:50 p.m.						
Aug. 15 – OFF (17)								
121	Aug. 16 vs. AZ	6:50 p.m.	Devil Rays Day, Devil Rays Sherpa Bucket Hat Giveaway pres. by FDOT					
122	Aug. 17 vs. AZ	4:10 p.m.	City Connect					
123	Aug. 18 vs. AZ	1:40 p.m.						
124	Aug. 19 at OAK	9:40 p.m.						
125	Aug. 20 at OAK	9:40 p.m.						
126	Aug. 21 at OAK	9:40 p.m.						
127	Aug. 22 at OAK	3:37 p.m.						
128	Aug. 23 at LAD	10:10 p.m.						
129	Aug. 24 at LAD	9:10 p.m.						
130	Aug. 25 at LAD	4:10 p.m.						
131	Aug. 26 at SEA	9:40 p.m.						
132	Aug. 27 at SEA	9:40 p.m.						
133	Aug. 28 at SEA	4:10 p.m.						
Aug. 29 – OFF (18)								
134	Aug. 30 vs. SD	6:50 p.m.	Devil Rays Day					
135	Aug. 31 vs. SD	4:10 p.m.	City Connect					
AUGUST: 0-0 (0-0 Home, 0-0 Road)								
136	Sept. 1 vs. SD	1:40 p.m.	Fred McGriff Bobblehead Giveaway pres. by DEX Imaging					
137	Sept. 2 vs. MIN	6:50 p.m.						
138	Sept. 3 vs. MIN	6:50 p.m.						
139	Sept. 4 vs. MIN	6:50 p.m.						
140	Sept. 5 vs. MIN	1:10 p.m.						
141	Sept. 6 at BAL	7:05 p.m.						
142	Sept. 7 at BAL	4:05 p.m.						
143	Sept. 8 at BAL	1:35 p.m.						
144	Sept. 9 at PHI	6:40 p.m.						
145	Sept. 10 at PHI	6:40 p.m.						
146	Sept. 11 at PHI	6:40 p.m.						
147	Sept. 12 at CLE	6:40 p.m.						
148	Sept. 13 at CLE	7:10 p.m.						
149	Sept. 14 at CLE	6:10 p.m.						
150	Sept. 15 at CLE	1:40 p.m.						
Sept. 16 – OFF (19)								
151	Sept. 17 vs. BOS	6:50 p.m.						
152	Sept. 18 vs. BOS	6:50 p.m.						
153	Sept. 19 vs. BOS	6:50 p.m.						
154	Sept. 20 vs. TOR	6:50 p.m.	Devil Rays Day, Roberto Clemente Day					
155	Sept. 21 vs. TOR	4:10 p.m.	City Connect					
156	Sept. 22 vs. TOR	1:40 p.m.						
Sept. 23 – OFF (20)								
157	Sept. 24 at DET	6:40 p.m.						
158	Sept. 25 at DET	6:40 p.m.						
159	Sept. 26 at DET	1:10 p.m.						
160	Sept. 27 at BOS	7:10 p.m.						
161	Sept. 28 at BOS	4:10 p.m.						
162	Sept. 29 at BOS	3:05 p.m.						
SEPTEMBER: 0-0 (0-0 Home, 0-0 Road)								