



WORLD CHAMPIONS: 1983, 1970, 1966 • AL CHAMPIONS: 1979, 1971, 1969 • AL EAST CHAMPIONS: 2023, 2014, 1997, 1974, 1973 • AL WILDCARD: 2024, 2016, 2012, 1996

BALTIMORE ORIOLES (45-58) vs. COLORADO ROCKIES (27-76)

LHP Trevor Rogers (3-1, 1.74) vs. RHP Antonio Senzatela (4-13, 6.41)

Saturday, July 26, 2025 • 7:05 p.m. ET • Oriole Park at Camden Yards • Baltimore, MD

TV: MASN • Radio: 98 Rock 97.9 FM/HD2 & WBAL NewsRadio 1090 AM/101.5 FM

Game No. 104

Home Game No. 49

O's AT A GLANCE	
Overall	45-58
Home	22-26
Road	23-32
Day	22-23
Night	23-35
Current Streak	1-1
Last 5 Games	1-4
Last 10 Games	2-8
March	3-2
April	9-16
May	9-18
June	16-11
July	8-11
August	-
September	-
vs. LHSP	13-18
vs. RHSP	32-40
Series Opener	17-17
Series Opener at Home	10-7
Series Opener on Road	7-10
By Series	9-20-4
By Home Series	6-9-1
By Road Series	3-11-3
Rubber Games	5-12
Sweeps/Were Swept	4-4
Scored First	33-20
Opponent Scored First	12-38
1-run games	13-13
Comeback Wins	19-27
Last AB Wins	4-11
Walkoff Wins	0-1
Extra Innings	3-4
Led After 6	37-7
Led After 7	39-7
Led After 8	43-0
Tied After 6	4-6
Tied After 7	4-6
Tied After 8	2-5
Behind After 6	4-45
Behind After 7	2-45
Behind After 8	0-53
vs. AL Teams	34-41
vs. AL East	14-15
vs. AL Central	9-19
vs. AL West	11-7
vs. NL Teams	11-17
vs. NL East	7-8
vs. NL Central	3-6
vs. NL West	1-3
Hit 0 HR	8-27
Hit 1+ HR	37-31
Hit 2+ HR	20-12
Scored 3 or Fewer Runs	10-41
Scored 4 or More Runs	35-17
Allowed 3 or Fewer Runs	34-3
Allowed 4 or More Runs	11-55
More Hits than Opponent	31-11
Fewer Hits than Opponent	13-43
Committed No Errors	32-28
Committed 1 or More Errors	13-30
Starter Goes at least 5 inn	36-29
Starter Goes at least 6 inn	24-10
Starter Goes at least 7 inn	8-3

ORIOLESPRESSBOX.COM

The 2025 Baltimore Orioles Media Guide, as well as the latest game notes, rosters, press releases, and other team information, can be found at [oriolepressbox.com](#).

**BIRDLAND BITES:** The Orioles continue a six-day, seven-game homestand tonight against the Rockies (0-1, 2 to play) and Blue Jays (4 games)...The Birds fell to the Rockies yesterday, 6-5, moving to 17-17 in series openers this season...The O's have lost eight of the last 10 games since July 12 after winning six of seven from July 4-11 and have fallen 16.5 games behind the Blue Jays in the AL East and 9.0 games back of a Wild Card spot.

👉 Baltimore launched at least two homers in the first inning for the third time this season (last: 4/19 vs. CIN, Mullins & Henderson) with solo homers by **Jordan Westburg** and **Tyler O'Neill**.

👉 The Birds hit four home runs through the first time through the order (Westburg, O'Neill, Mayo, & Jackson), marking their first time doing so since August 19, 2016 vs. Houston when the O's hit four in the first inning (Jones, Machado, Davis, & Trumbo), per the *Elias Sports Bureau*.

👉 **Dean Kremer** did not factor in the decision after allowing five runs on six hits (2 HR) and two walks with five strikeouts in 6.0 innings...He has now tossed 20.0+ innings over a three-game span for the third time in his career (last: 20.0 IP, 9/23-10/3/22).

👉 Entering play tonight, Baltimore has scored at least three runs in 10 straight games against Colorado, its longest active streak against any single opponent, per *Stats Perform*.

**ROSTER MOVES:** Earlier today, the Orioles recalled **RHP Yaramil Hiraldo** from Triple-A Norfolk and optioned **INF Jeremiah Jackson** to Triple-A Norfolk after yesterday's game.

**ROGER(S), ROGER(S):** **Trevor Rogers** has allowed three runs or fewer in each of his seven starts this season, including three scoreless starts of at least 6.0 innings (last: 7/6 at ATL, 6.2 IP).

👉 Tonight, Rogers can become the second Orioles starter this season to have a streak of at least eight starts with three or fewer runs allowed, joining **Tomoyuki Sugano** who did so in eight straight to open the season (3/30-5/9).

👉 Has thrown a total of 19.1 innings over his last three starts since July 6, tied for the second most in any three-game span in his career (6/15-27/24), trailing only a three-game span of 20.0 innings set earlier this year (6/23-7/6).

👉 His 32.2 innings over his last five games since June 23 are the most of any five-game stretch in his career...The last Oriole to accumulate at least 32.2 innings pitched over a five-game span was **Corbin Burnes**, who completed 33.0 innings across five starts from June 10-July 4, 2024.

**LEFT-SIDE STORY:** Baltimore has posted a .634 OPS against left-handed pitching this season, fourth lowest in MLB ahead of Texas (.626), San Francisco (.625), and Pittsburgh (.609)...Their .635 OPS against left-handed starting pitchers is the seventh lowest in MLB and fifth lowest in the AL...Baltimore's .727 OPS against righties ranks 16<sup>th</sup> in the majors.

👉 Since June 11, however, Baltimore owns a .745 OPS off southpaws after having an MLB-low .555 OPS entering that stretch.

**THE RAMÓN EMPIRE:** **Ramón Laureano** has homered in three of his last five games...In 47 games since May 14, he is slashing .302/.361/.523 (52-for-172) with 11 doubles, nine home runs, and 35 RBI.

👉 Laureano has reached base safely in 11 of his 12 career starts against the Rockies, including hits in nine of the starts, batting .310 (13-for-42) with two homers and six RBI.

👉 He reached base safely in 21 straight games at Camden Yards from May 14 (G2)-July 13, slashing .392/.465/.608 (29-for-74) with seven doubles, three home runs, and 15 RBI during that stretch...It marked the longest home on-base streak by an Oriole since **Gunnar Henderson's** 21-game stretch from May 15-June 29, 2024.

**RUN AND GUNN:** **Gunnar Henderson** is batting .304/.379/.472 (49-for-161) with 11 doubles, two triples, four home runs, 22 runs scored, and 21 RBI in 46 games since June 1...During that time, he ranks among AL leaders in batting average (9<sup>th</sup>) and on-base percentage (10<sup>th</sup>).

👉 During the 46-game period, Henderson is batting .312 (24-for-77) off fastballs (4-seam, 2-seam, cutter), compared to .284 (23-for-81) on all other offerings.

👉 Henderson currently leads Baltimore in doubles (22) and triples (4) while being tied with **Jackson Holliday** for the most hits (100)...He is looking to become the first Oriole to lead the team in all three categories in consecutive seasons since **Brooks Robinson** (1960-62), per *Stats Perform*.

**MILESTONE WATCH:** **Cedric Mullins** is one home run shy of 100 for his career...With his next long ball, he would become the third player in team history (since 1954) to hit 100+ home runs and steal 100+ bases (currently at 138 SB), joining **Brady Anderson** (209 HR, 307 SB) and **Paul Blair** (126 HR, 167 SB).

**FIREMEN:** Baltimore relievers own an MLB-best 20.1 percent inherited scored rate (30 IRS/149 IR), ahead of Detroit (26.7%)...**Keegan Akin** (4.2%, 1 IRS/24 IR) and **Seranthony Domínguez** (5.0%, 1 IRS/20 IR) have the two best inherited runners scored percentage in the majors...No other qualified MLB reliever is under 11.0%.

👉 Both Akin's and Domínguez's marks would set the single season franchise record (since 1954), currently held by **Mark Thurmond** (10.5%, 1988)...Since 1974, only five relievers have finished a full season with an inherited scored rate below 5.0 percent during the year (excluding 2020, 1981, 1995, & 1994): SF's Josh Osich in 2016 (4.7%), HOU's Wilton Lopez in 2010 (3.0%), and AZ's Jorge De La Rosa in 2017 (3.0%).

👉 As a club, the 20.1 percent mark would be the lowest in a full-season in franchise history, ahead of 2014 (24.8%).

**CRAZY 8'S:** The Orioles have won their last 115 games when leading at the end of the 8<sup>th</sup> inning, tied for the second-longest streak in franchise history (June 2004-September 2005)...Baltimore's longest run was from May 1997-September 1998 (135 straight), per *Stats Perform*.

👉 The Birds are one of four teams in 2025 that have yet to win a game when trailing after eight innings, joining the Mets, Pirates, and White Sox...Baltimore's last such victory came on May 15, 2024 vs. Toronto (trailed 2-1, won 3-2).

**WE WILL ROCK YOU:** The O's and Rockies continue a three-game set tonight at Camden Yards...Colorado leads the all-time series record against Baltimore, 13-12, with an 8-8 tie at Camden Yards.

👉 Orioles First Base Coach **Anthony Sanders** held multiple roles in Colorado's minor league system from 2007-17 before serving as the Rockies Outfield and Baserunning Coordinator from 2018-19.

O's vs. ROCKIES		
Current Streak	L1	
2025 Record	0-1	
at Oriole Park at Camden Yards	0-1	
at Coors Field	--	
All-Time (since 1993)	12-13	
at Home	8-8	
on Road	4-5	
*Teams first met in regular season in 2004		
2025 Schedule		
Date	Score	Win/Loss/Save
7/25	L, 6-5 Bird/Kittredge/Halvorsen	
7/26		7:05 p.m. ET
7/27		1:35 p.m. ET

O's AT HOME	
Record	22-26
Team AVG/OBP/SLG	.252/.311/.442
Fielding Errors	22
Team ERA	5.15 (249 ER/435.0 IP)
Starters ERA	5.43 (145 ER/240.1 IP)
Bullpen ERA	4.81 (104 ER/194.2 IP)
Saves/Opps	12/17
Best Homestand	.667 (4-2), 2x, last: 6/10-15
Worst Homestand	.000, 5/13-18 (0-6)

WOOAH	
Most Outs Above Average, MLB 1B	
1. Matt Olson (ATL).....	8
Carlos Santana (CLE).....	8
3. Ty France (MIN).....	6
4. Ryan O'Hearn (BAL).....	5
Willson Contreras (STL).....	5

RISPY BUISNESS	
Highest Batting Average with Runners in Scoring Position Since June 1	
1. Gunnar Henderson (BAL).....	.485
2. Xavier Edwards (MIA).....	.471
3. Nolan Schanuel (LAA).....	.444
4. Nick Kurtz (ATH).....	.441
5. Elly De La Cruz (CIN).....	.415

UPCOMING MILESTONES	
Yennier Cano	4 G shy of 200
Colton Cowser	9 RBI shy of 100
Cedric Mullins	1 HR shy of 100
Tyler O'Neill	14 H shy of 500
	10 RBI shy of 300

THIS DATE IN O'S HISTORY
July 26, 1975 - Mike Cuellar strikes out 10 Brewers and pitches his second one-hitter of the season and fourth of his career in a 4-0 win at Milwaukee. George Scott's single leading off the eighth inning is the only hit Cuellar allows.

UPCOMING SCHEDULE					
DATE	OPPONENT	TIME	ORIOLES STARTER	OPPONENT STARTER	TV
July 27	COLORADO	1:35 p.m. ET	RHP Tomoyuki Sugano (7-5, 4.54)	LHP Austin Gomber (0-4, 6.03)	MASN
MASN and MASN2 games can also be streamed locally via MASN±...All games broadcast on the Orioles Radio Network and 98 Rock 97.9 FM/HD2 & WBAL NewsRadio 1090 AM/101.5 FM					

#28 TREVOR ROGERS LHP



3-1, 1.74 ERA

HT: 6-5 WT: 215  
DOB: 11/13/97 Age: 27  
Bats: L Throws: L

PITCH TYPE (2025)	USAGE	AVG. VELOCITY
Fastball	40.3%	93.4 mph
Changeup	23.9%	86.4 mph
Sinker	18.2%	93.1 mph
Slider	10.7%	81.2 mph
Sweeper	7.0%	78.6 mph

**QUICK HITS:** Set to make his eighth big league start of the 2025 campaign and his 12<sup>th</sup> as an Oriole...Appointed from Triple-A Norfolk as the Orioles 27<sup>th</sup> man for the doubleheader on May 24 (G2) at Boston and recalled from Norfolk on June 18...Was placed on the 15-day Injured List on March 27 (retroactive to March 24) with right knee subluxations...On May 11, was reinstated from the IL and optioned to Norfolk... Acquired by the Orioles from the Marlins in exchange for INF/OF Connor Norby and OF Kyle Stowers on July 30, 2024...Selected by the Marlins with the No. 13 overall pick in the 2017 First-Year Player Draft out of Carlsbad (NM) High School.

**LAST TIME OUT:** Earned the win on July 20 at Tampa Bay after allowing two runs on a season-high-tying five hits (1 HR) and two walks with three strikeouts in 6.0 innings... Walked both batters in the first inning when the Rays loaded the bases, but didn't socre...Has allowed five hits in two starts this season, both against Tampa Bay (also 6/18 at TB)...Threw 91 pitches, 63 strikes.

🏆 Has made five quality starts this year, his second most in a single season in his career (9 QS, 2021).

🏆 Among pitchers who have made at least seven starts since May 24 (Rogers' season debut), his 1.74 ERA is the fourth best in the majors behind CHC's Matthew Boyd (1.14), PIT's Paul Skenes (1.39), and DET's Tarik Skubal (1.59).

**ROCK THE YARD:** Set to make his third career start against Colorado, pitching to a 1-0 record with a 5.06 ERA (6 ER/10.2 IP) through his two prior outings...Last faced the Rockies on June 1, 2022 at Coors Field, allowing five runs on five hits (1 HR) and five walks with two strikeouts in 3.2 innings.

🏆 Holds a career 3-2 record with a 3.21 ERA (20 ER/56.0 IP) with 54 strikeouts against 17 walks across 11 starts against NL West opponents.

**THE ARSENAL:** Through seven starts this season, Rogers has featured his four-seam fastball at a 40.3 percent clip, off which opponents are slashing .167/.211/.241 (7-for-47) one double, one homer, and 18 strikeouts...His secondary offering has been a changeup, thrown 23.9 percent of the time, which has induced a .163/.182/.209 (7-for-43) slash line with two doubles and three punchouts.

🏆 Surrendered a homer off his slider in his July 20 start at Tampa Bay, marking the first long ball off Rogers' slider since May 27, 2024 at San Diego.

**TWO-STRIKE SUPERSTAR:** Rogers is holding opponents to a .104 batting average (8-for-77) and .275 OPS with 35 strikeouts in two-strike counts...The .104 opponent batting average is the best mark among all major league starters (min. 75 BF)...In a full count, batters are slashing .278/.435/.333 (5-for-18) off him.

🏆 Last season, batters hit .218 (53-for-243) off Rogers with two strikes.

**HISTORY MADE:** On June 30 at Texas, Rogers had his first plate appearance as a hitter since September 28, 2021 (G1) in the fourth inning...After **C Chadwick Tromp** exited in the third inning with an injury, starting **DH Gary Sánchez** substituted as catcher, and Rogers entered the batting order in the ninth spot, replacing Tromp...At the plate, Rogers went 0-for-2 with two strikeouts.

🏆 Became the third MLB starting pitcher (not incl. Shohei Ohtani) to hit since the NL adopted the DH rule in 2022, joining CIN's Reiver Sanmartin (4/19/22) and SEA's Luis Castillo (6/30/24).

🏆 Rangers starting pitcher Jack Leiter pinch-hit in the 11<sup>th</sup> inning, marking the first game with the DH rule in place where each team had a primary-position pitcher bat since the DH was first instituted in 1973, per [@SlangsOnSports](#).

**CLEANUP ON AISLE FOUR:** Opposing four-hole hitters have gone 6-for-19 (.316) off Rogers, while all other spots in the order have gone a combined 18-for-128 (.141)...This includes a 4-for-41 (.098) mark by seven, eight, and nine-hole hitters.

🏆 Last season, the bottom three spots in the order hit .285 (41-for-144) with five homers off Rogers.

**NEED FOR SPEED:** In his June 23 start vs. Texas, Rogers hit 96.3 mph on his fastball in the first inning on the sixth pitch of the at-bat to Wyatt Langford, marking his fastest pitch since April 2, 2023 (96.6 mph)...His 93.4 mph average velocity on his four seamer is his highest since 2022 (94.6 mph) and has increased by 1.5 mph since 2024 (91.9 mph).

**LIMITING THE LONG BALL:** Since the beginning of the 2021 season, Rogers has allowed 0.83 home runs per nine innings, the 11<sup>th</sup>-lowest mark among all MLB starters during that stretch (min. 400.0 IP).

🏆 Has allowed one or zero home runs in 37 of his last 38 starts since September 12, 2022 (2 HR, 5/4/24 at OAK).

2025 & CAREER SPLITS

2025						CAREER					
	W-L	ERA	G/S	IP	ER		W-L	ERA	G/S	IP	ER
Home	1-1	0.61	2/2	14.2	1	7-19	4.50	41/41	200.0	100	
Road	2-0	2.36	5/5	26.2	7	11-16	3.83	50/50	251.2	107	
Day	2-1	1.40	3/3	19.1	3	7-13	3.60	37/37	187.1	75	
Night	1-0	2.05	4/4	22.0	5	11-22	4.49	54/54	264.1	132	

	AVG	AB	H	HR	BB	K		AVG	AB	H	HR	BB	K
vs. Left	.095	21	2	0	3	5	.247	392	97	3	57	120	
vs. Right	.175	126	22	2	9	30	.252	1342	338	41	121	333	
TOTALS	.163	147	24	2	12	35	.251	1734	435	44	178	453	

RUN SUPPORT (as starter in '25)	RUNS ALLOWED BY INNING IN 2025	MISCELLANEOUS 2025 STATS
0 Runs ..... 2	1 <sup>st</sup> ..... 0	WHIP .....0.87
1 Run .....--	2 <sup>nd</sup> ..... 0	K/9 .....7.62
2 Runs ..... 1	3 <sup>rd</sup> ..... 4	BB/9 .....2.61
3 Runs ..... 1	4 <sup>th</sup> ..... 1	QS ..... 5
4 Runs .....--	5 <sup>th</sup> ..... 0	#P/IP .....15.2
5 Runs ..... 1	6 <sup>th</sup> ..... 2	
6 Runs ..... 1	7 <sup>th</sup> ..... 1	<u>Opponents</u>
7 Runs .....--	8 <sup>th</sup> ..... 0	AVG ..... .163
8 Runs ..... 1	9 <sup>th</sup> .....--	OBP ..... .231
9 Runs .....--	Total ..... 8	SLG ..... .224
10+ Runs.....--		OPS ..... .455
Total ..... 24		
RS/9..... 5.23		

2025 HIGHS

Innings: 8.0, 6/23 vs. TEX  
Hits: 5, 2x, last: 7/20 at TB  
Runs: 3, 6/18 at TB  
Earned Runs: 3, 6/18 at TB  
Strikeouts: 8, 7/12 vs. MIA  
Walks: 3, 2x, last: 6/30 at TEX  
Home Runs: 1, 2x, last: 7/20 at TB  
Winning Streak: 2, 6/23-7/6  
Losing Streak: --  
Shortest Start: 2.1, 6/18 at TB  
Pitches Thrown: 101, 6/23 vs. TEX  
Low-Hit CG: --

CAREER HIGHS

Innings: 8.0, 6/23/25 vs. TEX  
Hits: 9, 3x, last: 5/10/24 vs. PHI  
Runs: 9, 9/11/20 (G1) vs. PHI  
Earned Runs: 8, 2x, last: 5/4/24 at OAK  
Strikeouts: 10, 3x, last: 9/21/21 vs. WSH  
Walks: 6, 6/14/22 at PHI  
Home Runs: 3, 2x, last: 5/20/22 vs. ATL  
Winning Streak: 3, 3x, last: 5/7-24/21  
Losing Streak: 8, 6/15/21-4/22/22  
Shortest Start: 1.0, 9/17/22 at WSH  
Pitches Thrown: 107, 7/9/24 at HOU  
Low-Hit CG: --

ROGERS vs. COL

PLAYER	AVG	AB	H	HR	RBI
Amador	.—	—	—	—	—
Arcia	.222	9	2	0	0
Beck	.—	—	—	—	—
Bernabel	.—	—	—	—	—
Doyle	.—	—	—	—	—
Farmer	1.000	1	1	0	1
Fernández	.—	—	—	—	—
Freeman	.000	4	0	0	0
Goodman	.—	—	—	—	—
Moniak	.—	—	—	—	—
Nola	.500	2	1	0	0
Toglia	.—	—	—	—	—
Tovar	.—	—	—	—	—

SENZATELA vs. BAL

PLAYER	AVG	AB	H	HR	RBI
Carlson	.000	5	0	0	0
Cowser	.—	—	—	—	—
Henderson	.—	—	—	—	—
Holliday	.—	—	—	—	—
Jackson	.—	—	—	—	—
Laureano	.667	6	4	0	0
Mayo	.—	—	—	—	—
Mullins	.—	—	—	—	—
O'Hearn	.—	—	—	—	—
O'Neill	.750	8	6	1	4
Stallings	.—	—	—	—	—
Urías	.—	—	—	—	—
Westburg	.—	—	—	—	—

ROGERS' 2025 MLB STARTS

DATE	OPP	SCORE	WHEN LEFT	DEC	IP	H	R	ER	BB	K	HR	PIT	STR
5/24 (G2)	at BOS	2-1	0-0	ND	6.1	2	0	0	0	5	0	87	56
6/18	at TB	8-12	8-3	ND	2.1	5	3	3	3	4	0	71	43
6/23	vs. TEX	6-0	6-0	W	8.0	3	0	0	0	4	0	101	72
6/30	at TEX	10-6	3-2	ND	5.1	3	2	2	3	5	1	91	52
7/6	at ATL	2-1	2-0	W	6.2	4	0	0	2	6	0	88	60
7/12	vs. MIA	0-6	0-0	L	6.2	2	1	1	2	8	0	99	68
7/20	at TB	5-3	5-2	W	6.0	5	2	2	2	3	1	91	63
TOTALS					3-1	41.1	24	8	8	12	35	628	414 (65.9%)

TOMORROW'S STARTER: RHP TOMOYUKI SUGANO (7-5, 4.54)

**LAST TIME OUT:** Did not factor in the decision on July 21 at Cleveland after allowing four runs (3 ER) on six hits (1 HR), a career-high four walks, and one hit batter with four strikeouts in a career-low-tying 3.2 innings (also 6/20 at NYY)...Has recorded a 7.88 ERA (28 ER/32.0 IP) in seven starts since June 8 after registering a 3.04 mark (24 ER/71.0 IP) through his first 12 starts.

**vs. COLORADO:** Set to make his first career start against the Rockies and fifth against an NL opponent...Has gone 1-0 with a 4.07 ERA (11 ER/24.1 IP) through four career Interleague outings, including a win in his last start against the Mets on July 10 at Oriole Park (6.0 IP, 4 H, 3 R, 3 BB, 1 IBB, 2 K).





PITCHER	LAST OUTING	DEC.	IP	H	R	ER	BB	K	RETIRED/1 <sup>ST</sup> BF	IR/SCORED	SV/OPP	INNINGS-HIGH	STRIKEOUTS-HIGH
Cano	7/23 at CLE	ND	1.0	0	0	0	0	0	27/41	10/3	1/3	1.1 (4/13 vs. TOR)	3 (2x, last: 6/21 at NYY)
Domínguez	7/24 at CLE	HLD	1.0	2	0	0	0	2	29/42	20/1	2/5	1.2 (2x, last: 6/30 at TEX)	3 (4x, last: 6/30 at TEX)
Hiraldo	5/27 vs. STL	ND	1.1	1	0	0	0	1	0/1	2/1	--	1.1 (5/27 vs. STL)	1 (5/27 vs. STL)
Kittredge	7/25 vs. COL	L	1.0	1	1	1	0	3	24/28	6/2	--	2.0 (6/21 at NYY)	3 (7/25 vs. COL)
Martin	7/25 vs. COL	ND	1.0	0	0	0	0	0	4/5	5/0	--	1.1 (7/2 at TEX)	2 (7/2 at TEX)
Selby	7/23 at CLE	L	1.0	2	1	1	1	1	6/8	5/1	--	2.0 (6/16 at TB)	5 (6/16 at TB)
Strowd	6/28 vs. TB	ND	1.1	1	1	1	1	1	2/3	-/-	--	2.0 (6/27 vs. TB)	1 (3x, last: 6/28 vs. TB)
Wolfram	7/25 vs. COL	ND	1.0	0	0	0	1	2	3/7	2/2	--	2.0 (2x, last: 7/21 at CLE)	4 (7/10 [G1] vs. NYM)
2025 TOTALS	4.73 ERA	14-21	386.1	373	222	203	177	413	257/359	149/30	25/38	7.0 (Kremer, 6/12 vs. DET)	8 (Kremer, 6/12 vs. DET)

78 • YENNIER CANO • RHP

1-5 • 1 SV • 4.54 ERA • 41 G

WHIP: 1.37

K/9: 9.34

BB/9: 3.03

vs. ALL: .274 (37-for-135)

vs. LHB: .305 (18-for-59)

vs. RHB: .250 (19-for-76)

☹ Tossed a perfect seventh inning on 7/23 at CLE...Pitched on consecutive days for the second time this month and seventh time this season (last: 7/5-6 at ATL)

☹ Is one of 14 MLB relievers with at least five losses this season

☹ On 7/5 at ATL, secured his first save since 8/3/24 at CLE

☹ Opponents are batting .304 (14-for-46) against him with no outs and 6-for-18 (.333) with runners in scoring position and two outs

☹ Has limited opponents to a .213 (13-for-61) clip with a homer and 13 strikeouts against his sinker, while opponents are hitting .438 (14-for-32) with five extra-base hits (3 2B, 2 HR) off his changeup

☹ Is holding opposing hitters to a .175 average (7-for-40) and .375 OPS when ahead in the count compared to a .441 average (15-for-34) and 1.263 OPS when behind

☹ Recalled from Triple-A Norfolk on 7/2...Marked his first stint in the minors since 4/13/23

☹ One through three-hole batters have gone 18-for-57 (.316) while eight and nine-hole hitters are 10-for-32 (.313)...Batters in the four through seven holes are 9-for-46 (.196) off him

56 • SERANTHONY DOMÍNGUEZ • RHP

2-3 • 2 SV • 3.32 ERA • 42 G

WHIP: 1.35

K/9: 11.73

BB/9: 5.31

vs. ALL: .211 (31-for-147)

vs. LHB: .296 (21-for-71)

vs. RHB: .132 (10-for-76)

☹ Recorded his 13<sup>th</sup> hold of the season on 7/24 at CLE after allowing two hits with two strikeouts in 1.0 scoreless frame...Snapped a season-high three-game streak without recording a strikeout from 7/12-22 (2.1 IP)

☹ Has allowed seven runs (3 ER) in 10 appearances (10.0 IP) since 6/24...Did not yield a run in 12 games (12.2 IP) before this stretch from 5/26-6/22

☹ His .132 (10-for-76) clip against right-handed batters is the third lowest in the majors (min. 70 BF) behind MIN's Brock Stewart (.108) and TEX's Shawn Armstrong (.125)...On 7/6 at ATL, earned the save but allowed a homer to Sean Murphy on an 0-2 pitch, his first surrendered to a righty this season

☹ His 5.0 percent inherited runner scored rate (1 IRS, 20 IR) is second lowest in MLB behind teammate Keegan Akin (4.2%)

☹ His .135 (7-for-52) opponent average with runners in scoring position is the seventh lowest in MLB (min. 50 BF)

☹ The 55.6 percent whiff rate on his sweeper is the sixth best on a single pitch in the majors this year (min. 100 P)

☹ His 14.0 percent walk rate is the seventh highest among AL relievers

☹ Did not allow an earned run in a career-high-tying 15 straight games from 5/26-6/30 (also 4/18 [G1] -5/21/23)

☹ Has allowed a .302/.413/.524 (19-for-63) slash line to opposing hitters with the bases empty compared to a .143/.250/.167 (12-for-84) with runners on base

76 • YARAMIL HIRALDO • RHP

0-0 • 0.00 ERA • 1 G

WHIP: 0.75

K/9: 6.75

BB/9: 0.00

vs. ALL: .200 (1-for-5)

vs. LHB: .000 (0-for-1)

vs. RHB: .250 (1-for-4)

☹ Was recalled earlier today for his third stint on the active roster (5/24-27, 6/22-24)

☹ Has recorded a 7.11 ERA (10 ER/12.2 IP) in eight games with Triple-A Norfolk since being optioned on 6/25...Last appeared for the Tides on 7/24 at Lehigh Valley, allowing one hit and striking out three in 1.0 inning...Allowed a career-high seven runs in 1.0 inning in his previous outing on 7/18 vs. Syracuse

☹ Became the sixth Oriole this season to make their major league debut on 5/27 vs. STL, allowing one hit and striking out one batter in 1.1 innings...Struck out C Iván Herrera for his first career punchout...Inherited two runners from Bryan Baker and allowed one to score on an RBI single by SS Masyn Winn

☹ Owns a 1-0 record with a 4.19 ERA (18 ER/38.2 IP), 1.16 WHIP, and 52 strikeouts against nine walks in 25 games split between High-A Aberdeen (3 G), Double-A Chesapeake (2 G), and Triple-A Norfolk (20 G, 1 GS)

39 • ANDREW KITTREDGE • RHP

1-2 • 3.81 ERA • 28 G

WHIP: 1.09

K/9: 8.89

BB/9: 2.22

vs. ALL: .224 (24-for-107)

vs. LHB: .255 (14-for-55)

vs. RHB: .192 (10-for-52)

☹ Suffered his second loss of the season on 7/25 vs. COL after allowing one run on one hit (1 HR) with a season-high three strikeouts in 1.0 inning...Was his first long ball given up since 7/11 vs. Miami and first go-ahead HR given up since 8/16/24 vs. LAD (w/STL)...Last struck out three batters in an outing on 7/4/24 at PIT (w/STL)

☹ His 17 appearances since 6/21 are the most in the majors during that time

☹ Tossed six consecutive perfect outings from 6/30-7/10 (G2)

☹ Has limited right-handed hitters to a .179 (5-for-28) clip in 13 outings since 6/23, though two of his last five hits allowed to righties since 6/21 have been homers

☹ Holding the opposition to a .197 (14-for-71) average with zero and one outs, compared to .278 (10-for-36) with two outs

☹ Opponents are 12-for-68 (.176) with four extra-base hits off his slider, his most utilized offering (51.8%)...All four home runs allowed this season have come on a fastball variation (3 on 4SFB, 1 on sinker)...His HR allowed on 7/25 was the first he's allowed on a sinker since 7/14/24 vs. CHC (w/STL)...Two of the last three home runs he's allowed on his sinker have come against Ezequiel Tovar (also 6/8/24)

☹ Nine of his 13 runs surrendered this season came in an eight-game stretch from 6/14-28...On 6/18 at TB, allowed four runs for the third time in his career (6 R, 5/13/18 at BAL & 4 R, 9/27/18 vs. NYY)...30.8 percent of the runs he has allowed this season (4-of-13) came in the outing

☹ Reinstated from the 15-day Injured List on 5/21...Opened the season on the IL after undergoing left knee debridement on 4/7

48 • CORBIN MARTIN • RHP

0-0 • 1.93 ERA • 5 G

WHIP: 1.07

K/9: 7.71

BB/9: 5.79

vs. ALL: .125 (2-for-16)

vs. LHB: .200 (2-for-10)

vs. RHB: .000 (0-for-6)

☹ Worked 1.0 perfect inning on 7/25 vs. COL...His four appearances since 7/18 are tied with Andrew Kittredge for the most on the team

☹ Tossed 1.0 inning on 7/21 at CLE, allowing one run on one hit (1 HR), one walk, one hit batter, and a balk with one strikeout...Became the first major league player with such a pitching line (1.0 IP, 1 HR, 1 R/1 ER, 1 BB, 1 K, 1 HR, 1 HBP, 1 BK) since earned runs became an official statistic in 1913, per [MLB.com](#)...Stranded two inherited runners

☹ Signed to a one-year major league contract on 7/18...Was DFA'd by the O's on 7/13

☹ Made his Orioles debut on 7/2 at TEX, allowing one hit and striking out two batters in 1.1 innings...Stranded two inherited runners...Had his contract selected from Triple-A Norfolk prior to the game

☹ Prior to this season, last pitched in the majors on 7/30/22 at ATL with AZ, making the start and suffering the loss after allowing four runs on six hits (3 HR) and one walk with six strikeouts across 4.0 innings pitched

☹ Is 2-2 with one save and a 5.29 ERA (19 ER/32.1 IP) across 29 Triple-A games (1 GS) this year and has not allowed a run over his last eight outings (7.0 IP) with the Tides since 6/8 (G2)

60 • COLIN SELBY • RHP

0-2 • 4.50 ERA • 8 G

WHIP: 1.60

K/9: 10.80

BB/9: 1.80

vs. ALL: .318 (14-for-44)

vs. LHB: .357 (10-for-28)

vs. RHB: .250 (4-for-16)

☹ Was dealt his second loss of the season on 7/23 at CLE after allowing one run on two hits and one walk with one strikeout in 1.0 inning...Has received consecutive losing decisions for the first time in his career

☹ Recalled from Triple-A Norfolk between games of the doubleheader on 7/10 vs. NYM, his fifth stint on the big league roster (4/9-14, 4/26, 5/8-11, 6/16)

☹ Has posted a 2.38 ERA (6 ER/22.2 IP) with 12 walks and 31 strikeouts in 22 appearances with the Tides...Since being optioned on 6/17, has worked six scoreless appearances (6.0 IP) with two hits and three walks while striking out eight...Holding opponents to a .105 AVG and a 0.83 WHIP in those games

☹ Struck out five batters on 6/16 at TB, the most by a primary O's reliever this season

☹ In 34 career MLB appearances (5 GS), has limited right-handed hitters to a .230 (20-for-87) clip compared to .333 (26-for-78) against left handers

53 • KADE STROWD • RHP

0-0 • 4.15 ERA • 3 G

WHIP: 1.15

K/9: 6.23

BB/9: 2.08

vs. ALL: .250 (4-for-16)

vs. LHB: .333 (4-for-12)

vs. RHB: .000 (0-for-4)

☹ Recalled prior to the game on 7/24 for his fourth stint on the active roster this season (4/28, 5/18-19, 6/27-28)

☹ Last appeared for the O's on 6/28 vs. TB, allowing one run on one hit and one walk with one strikeout in 1.1 innings...Marked the first time in his career he's pitched on consecutive days

☹ Made his major league debut on 5/18 vs. WSH, allowing one run on two hits with one strikeout in 1.0 inning

☹ Has pitched in five games for Triple-A Norfolk since his last appearance with the O's, allowing one unearned run on one hit, five walks, and one hit batter with five strikeouts and two saves across 6.0 innings

86 • GRANT WOLFRAM • LHP

1-0 • 10.38 ERA • 7 G

WHIP: 2.31

K/9: 11.42

BB/9: 7.27

vs. ALL: .333 (13-for-39)

vs. LHB: .400 (6-for-15)

vs. RHB: .292 (7-for-24)

☹ Worked 1.0 scoreless inning on 7/25 vs. COL, allowing one walk and striking out two batters...Allowed eight of his 10 career runs in his prior two appearances from 7/18-21...Has recorded at least one strikeout in six straight appearances after not registering a strikeout in his major league debut on 4/26 [G2] at DET

☹ Surrendered a grand slam to Yandy Díaz on 7/18 at TB, becoming the third Oriole and first primary pitcher to allow a grand slam this season (last: Emmanuel Rivera, 5/23 [G1] at BOS)

☹ Recalled from Triple-A Norfolk prior to the game on 7/13, marking his fourth stint on the active roster this season (7/10, 6/17, 4/26-27)

☹ Earned his first major league win after firing 2.0 scoreless innings with one hit and a career-high four strikeouts on 7/10 (G1) vs. NYM...Was appointed as the 27<sup>th</sup> player for the doubleheader earlier in the day

☹ Made his MLB debut on 4/26 (G2) at DET, pitching 0.1 inning on one hit with one walk...Allowed an inherited runner to score

☹ Has gone 1-4 with a 3.62 ERA (11 ER/27.1 IP) on eight walks and 29 strikeouts across 24 relief appearances with Norfolk this season...Has 12 straight minor league outings (14.0 IP) without surrendering an earned run since 5/29 (G2)

☹ Was acquired by the Orioles on 4/7 from the Milwaukee Brewers in exchange for minor league OF Daz Cameron and cash considerations

15 • DYLAN CARLSON • OF (S)

Current Streak: 0-for-last-16 (since 6/24)

7/24 at CLE: 0-3, K

2025 High: 6 G (5/28-6/4)

Road Trip: 2 G, 0-4, 2 K

Recalled from Triple-A Norfolk prior to Tuesday's game at CLE...Marks his fifth stint with the O's this season (last: 7/1-3)

Slashing .269/.306/.441 (25-for-93) with four doubles, four home runs, and 10 RBI in 30 games since 5/24 (G2)...Opened the year 1-for-22 (.045) in 13 games

Has a career-low 33.7 percent ground ball rate and a career-high 66.3 percent air rate

Hit safely in six straight games from 5/28-6/4, his longest since 6/24-29/22 (also 6 G)

Seven of his eight extra-base hits (4 2B, 3 HR) have come off fastballs

Homered in consecutive games (5/25-26) for the third time in his career...The home run on 5/26 was the hardest-hit homer of his career (107.6 mph)

17 • COLTON COWSER • OF (L)

Current Streak: 0-for-last-10 (since 7/22)

Last Game: 0-4, 2 K

2025 High: 4 G (4x, last: 6/29-7/2)

Homestand: 1 G, 0-4, 2 K

Matched a career high with three hits on 7/18 at TB (6x, last: 6/27 vs. TB)...Reached base safely 4+ times for the third time in his career (last: 5 TOB, 6/27 vs. TB)...Is 2-for-24 in seven games since 7/19

Is 9-for-26 (.346) with RISP since 6/18 after opening the year 0-for-8

Has three homers on 0-2 pitches...Joins SD's Manny Machado (5 HR) and DET's Javier Báez and NYM's Francisco Lindor (both 3 HR) as the only major leaguers with at least three homers in an 0-2 count this season

On 7/12 vs. MIA, recorded his first career multi-steal game (2 SB)...Four of his five stolen bases on the season have come since 7/12

Since the start of 2024, has the three hardest-hit home runs by the Orioles

On 6/27 vs. TB, set career highs in runs (4), doubles (3), and times on base (5)

On 6/7 at ATH, hit the furthest homer of his career (455 ft.), marking the furthest hit by an Oriole at the time since 8/8/23 vs. HOU (472 ft., Mountcastle)

2 • GUNNAR HENDERSON • INF (L)

Current Streak: 0-1 (since 7/25)

Last Game: 0-1 (PH in 9<sup>th</sup>)

2025 High: 14 G (6/5-20)

Homestand: 1 G, 0-1

Drew two walks on Tuesday at CLE for the sixth time this year (last: 7/11 vs. MIA)

Has 17 multi-extra-base hit games since the start of 2024 after doubling and tripling on 7/18 at TB

Had 90+ hits, 30+ walks, and 10+ SB before the All-Star break for the second straight year...The only other Orioles to do so in consecutive seasons are Brian Roberts (3, 2007-09) and Brady Anderson (2, 1996-97)

Slashing .370/.414/.667 (10-for-27) with RISP and two outs...The slugging ranks third and the average is fourth in MLB (min. 25 AB)

Is 16-for-47 (.340) with 10 RBI off lefties since 6/7...Opened the year 10-for-72 (.139)

On 7/10 (G1) vs. NYM, hit his first career pinch-hit homer...Was the first go-ahead pinch-hit home run in the eighth inning or later by an Oriole since Hyun Soo Kim (9/28/16 at TOR)

On 6/30 at TEX, drove in all four of his runs in extra innings, becoming the first Oriole in team history with four RBI in extra innings without hitting a grand slam

7 • JACKSON HOLLIDAY • INF (L)

Current Streak: 1 G (3-5; since 7/25)

Last Game: 3-5, 2B, RBI

2025 High: 10 G (5/14 [G2]-5/24 [G1])

Homestand: 1 G, 3-5, 2B, RBI

Recorded his team-leading 10<sup>th</sup> three-hit game of the year last night...No other Oriole has more than six such games...Six have come since the start of June, tied for the second most in MLB behind MIN's Byron Buxton (7 G)

Has four home runs in 15 games since 7/6...His 14 home runs are tied with Ramón Laureano for the team lead...The only Oriole under 22 years old to finish the season by leading the club in home runs is Eddie Murray in 1977 (27 HR)

Blasted his second career leadoff homer on 7/20 at TB (also 5/31 vs. CWS)...10 of his 14 homers this year have come while being slotted first in the lineup

His 90 hits were the third most by an Oriole aged 21 or younger prior to the All-Star break, trailing Manny Machado (128 H, 2013) and Eddie Murray (97 H, 1977)

Has an .843 OPS in 43 games at OPACY compared to a .643 OPS in 53 road games

Rank among AL second basemen in hits (1<sup>st</sup>, 100), total bases (1<sup>st</sup>, 161), extra-base hits (1<sup>st</sup>, 31), triples (T-2<sup>nd</sup>, 2), batting average (4<sup>th</sup>, .262), and OPS (4<sup>th</sup>, .734)

Slashing .375/.419/.569 (54-for-144) with 16 XBH (10 2B, 6 HR) from innings 1-3, and .193/.247/.332 (46-for-238) with 15 XBH (5 2B, 2 3B, 8 HR) from innings 4-9

On 7/6 at ATL, had a career-high-tying four hits (also 8/16/24 vs. BOS)...Also had a career-high-tying two extra-base hits (6x, last: 6/23 vs. TEX)

70 • ALEX JACKSON • C (R)

Current Streak: 2 G (3-6; since 7/24)

Last Game: 2-3, 2B, HR, 2 R, RBI

2025 High: 2 G (current streak)

Homestand: 1 G, 2-3, 2B, HR, 2 R, RBI

Tied a career high with two extra-base hits (2B, HR) last night and for the second time this season (also 7/10 [G2] vs. NYM)...Is one home run shy of tying his career high (also 2024 & 2021)

All six of his hits this year have gone for extra bases (4 2B, 2 HR)

On 7/10 (G2) vs. NYM, had a career-high-tying two doubles (also 7/12/24 vs. CLE)

On 7/8 vs. NYM, made his Orioles debut in the 10<sup>th</sup> inning...Became the sixth different player to appear at catcher this season for the O's, tying the franchise record (1986, 1962, 1960)

On 7/6, was acquired from NYY in exchange for international bonus pool space and a player to be named later or cash considerations

12 • RAMÓN LAUREANO • OF (R)

Current Streak: 0-for-last-8 (since 7/24)

Last Game: 0-4, K

2025 High: 6 G (6/23-30)

Homestand: 1 G, 0-4, K

Homered in three of the four games in Cleveland last week, including a two-run blast in the first inning yesterday...Went deep in consecutive games to begin that series for the first time since 9/19-20/24

On Monday at CLE, recorded four RBI for the first time since 8/4/22 at LAA...Notched a two-run single in the first inning and connected on a two-run homer in the third

Slashing .307/.364/.536 (51-for-166) with 20 extra-base hits (11 2B, 9 HR), 28 runs scored, and 35 RBI in 45 games since 5/16

Is 16-for-45 (.356) with RISP since 5/16...Opened the year 1-for-25 (.040) with RISP

Has a .937 OPS in night games and a .697 OPS during the day

Has a .926 OPS at home compared to .765 on the road

His .904 OPS against right-handers is the third highest by a right-handed hitter in the AL (min. 160 PA) behind NYY's Aaron Judge (1.127) and TOR's George Springer (.917)

His seven outfield assists are tied for fifth in MLB...Since 2018, his 56 outfield assists are third in MLB behind Teoscar Hernandez (69) and Hunter Renfroe (65)

On 6/30 at TEX, tied career highs in hits (4) and doubles (3)...Marked his fifth four-hit game (last: 5/16/25 vs. WSH) and second three-double effort (6/21/24 at NYY)

16 • COBY MAYO • INF (R)

Current Streak: 1 G (1-3; since 7/25)

Last Game: 1-3, HR

2025 High: 4 G (6/27-30)

Homestand: 1 G, 1-3, HR

Hit his second major league home run last night...Marked his first off a primary pitcher

Drew a career-high three walks on Tuesday at CLE...Had walked three times in his previous 19 games from June 8-July 18

- Has four doubles, two homers, and nine RBI in 19 games since 6/14

Is 8-for-35 (.229) off southpaws...Hit .500 (11-for-22) with three doubles, one triple, five home runs and 10 RBI against left-handed pitchers with Triple-A Norfolk

On 7/1 at TEX, had his career-high four-game hitting streak snapped after striking out as a pinch-hitter

On 6/27 vs. TB, hit his first major league home run in the eighth inning and set a career high with four RBI...Had driven in four total runs in his career entering 6/27

31 • CEDRIC MULLINS • OF (L)

Current Streak: 2 G (2-7; since 7/23)

Last Game: 1-4

2025 High: 6 G (4/18-24)

Homestand: 1 G, 1-4

Batting .172/.231/.273 (17-for-99) with four doubles and two homers in 31 games since 6/16...Has two multi-hit games in that time (7/10 & 7/13)

Notched a pinch-hit RBI single in the ninth inning on 7/19 at TB to make it a one-run game...Improved to .333 (11-for-33) as a pinch-hitter in his career and marked his first pinch hit since 8/30/24 at COL

Is one home run shy of 100 for his career...With his next home run, he would become the third Oriole to reach 100 career homers and 100 stolen bases, joining Brady Anderson (209 HR, 307 SB) and Paul Blair (126 HR, 167 SB)

Owens an .817 OPS vs. LHP, the fifth-highest mark by a left-handed hitter in the AL (min. 80 PA)...Has three homers off lefties this year after having one last season

His 4.23 pitches/PA are third in the AL (HOU's Paredes: 4.41 & LAA's Trout: 4.39)

His 139 career stolen bases are seventh in O's history (since 1954)

32 • RYAN O'HEARN • INF/OF (L)

Current Streak: 0-for-last-3 (since 7/23)

Last Game: 0-1, K (PH in 8<sup>th</sup>)

2025 High: 10 G (5/21-31)

Homestand: 1 G, 0-1, K

Is 4-for-6 with two walks as a pinch-hitter this season...Since 2019, ranks among qualified MLB PHs in AVG (1<sup>st</sup>, .298), OPS (2<sup>nd</sup>, .892), SLG (2<sup>nd</sup>, .500), OBP (2<sup>nd</sup>, .392), and hits (4<sup>th</sup>, 31)

Made the start at DH in his first career All-Star Game on 7/15 and went 0-for-2...Became the second O's designated hitter in franchise history to be voted an All-Star starter, joining Nelson Cruz (2014)

His five OAA lead the Orioles...Has recorded five OAA at first base, tied for fourth among first basemen

Hitting .313 (47-for-150) with six doubles and seven home runs off fastballs

Is 19-for-39 (.487) with five doubles and four homers on the first pitch of an at-bat

Is 1-for-22 (.045) vs. left-handed pitchers since 6/1...Began the year 10-for-29 (.345)

From 7/5-10 (G2), drew 1+ walk in a career-high five straight games, tied with Cedric Mullins (4/12-17) for the longest run by an Oriole this year

From 5/21-31, hit safely in a career-best 10 straight games...From 5/14 (G2)-6/3, reached base safely in a career-high 19 straight games

9 • TYLER O'NEILL • OF (R)

Current Streak: 2 G (4-8; since 7/24)

Last Game: 2-4, 2B, HR

2025 High: 2 G (4x, last: current streak)

Homestand: 1 G, 2-4, 2B, HR

Has back-to-back multi-hit games after going 25 games without one from 4/6-7/21...Marks the first time with consecutive 2+ hit games since 7/22-23/24...Had three such games in the first eight games of the year through 4/5

Notched his second game of the season with two extra-base hits last night (also 4/5)

In 11 games since returning from the Injured List on 7/4, is 9-for-41 (.220)...Five of the nine hits have gone for extra bases (3 2B, 2 HR)

Has registered five outfield assists in 35 games this season after totaling four in 2024

11 of his 24 hits this season have gone for extra bases (6 2B, 1 3B, 4 HR)...Seven of them have come off fastballs (4 2B, 1 3B, 2 HR)

On 7/5 at ATL, snapped a 12-game homerless stretch, his first since 4/13 vs. TOR

On 7/4, was reinstated from the 10-day IL (left shoulder impingement)...Placed on the IL on 5/16...Marked his second stint on the IL this season (also 4/24-5/8, neck inflammation)

On 3/27 at TOR, homered for a sixth consecutive Opening Day, an MLB record...Reached base safely a career-high five times, becoming the first player to reach base safely five times in his first game with the club in team history (since 1954)

25 • JACOB STALLINGS • C (R)

Current Streak: 0-for-last-16 (since 7/10 [G1])

7/24 at CLE: 0-0 (Def. in 8<sup>th</sup>)

2025 High: 4 G (4/20 [G2]-25)

Road Trip: 5 G, 0-9, 3 K

Is six hits shy of 400 for his career

On 7/5 at ATL, delivered a two-run double in the 10<sup>th</sup> inning for his first hit and RBI with the O's...Entered in the fifth inning after Gary Sánchez left due to injury

On 7/1 at TEX, made his Orioles debut as a pinch-hitter...Had his contract selected from Triple-A Norfolk earlier that day...Signed to a minors deal on 6/24

On 6/6, was released by COL after going 12-for-84 (.143) with three doubles, six RBI, and four runs scored in 29 games

29 • RAMÓN URÍAS • INF (R)

Current Streak: 0-for-last-6 (since 7/24)

Last Game: 0-3, BB, 2 K

2025 High: 11 G (5/17-28)

Homestand: 1 G, 0-3, BB, 2 K

Matched a season high with two walks on Wednesday at CLE (also 6/4 at SEA)...Has three walks in the last three games after having two total walks in his previous 29 games from 6/8-7/22

Snapped an 0-for-22 skid at the plate on 7/19 at TB with a fifth-inning double...Registered his eighth career multi-double effort (last: 2 2B, 7/19/23 vs. LAD)

Is 2-for-7 (.286) with two RBI as a pinch-hitter this year...His career .378 (14-for-37) average as a pinch-hitter is the fourth highest among all active MLB players (min. 30 AB) behind MIN's Ryan Jeffers (.400), SD's Jose Iglesias (.389), and TOR's Ernie Clement (.382)

From 5/17-28, hit safely in a career-best 11 straight games

11 • JORDAN WESTBURG • INF (R)

Current Streak: 3 G (3-12; since 7/23)

Last Game: 1-4, HR

2025 High: 7 G (6/27-7/11)

Homestand: 1 G, 1-4, HR

Slashing .321/.345/.500 (9-for-28) with two doubles and a home run while hitting safely in six of seven games since 7/19

Tallied consecutive multi-hit performances from 7/19-20 at TB (5 total H) for the eighth time in his career (last: both G on 7/29/24), 5 total H)

In 29 games since returning from the Injured List on 6/10, is batting .290/.339/.533 (31-for-107) with five doubles, seven home runs, 23 runs scored, and 16 RBI

Slashing .312/.376/.571 (24-for-77) in 20 day games compared to .221/.258/.402 (27-for-122) in 32 night games

Has a team-best six homers with two outs, ahead of Ramón Laureano (5 HR)

Is 31-for-93 (.33) with a 1.042 OPS in 23 O's wins, compared to 20-for-106 (.189) with a .534 OPS in 29 Baltimore losses

From 6/27-7/12, hit safely in a season-high seven straight games

On 7/5 at ATL, his 461-foot home run was the furthest by an Oriole since Ryan Mountcastle on 8/8/23 vs. HOU (472 ft.)

Homered in consecutive games from 7/4-5 for the third time in his career (last: 6/10-11/25)

From 4/27-6/9, missed 38 games on the 10-day Injured List (left hamstring strain)

On 3/29 at TOR, tallied his first career multi-homer game





ADDITIONAL HITTER INFO																		
			MULTI-HIT GAMES					MULTI-RBI GAMES						LAST HR		MULTI-HR GAMES		
	vs. LHP	vs. RHP	2	3	4	5	TOTAL	2	3	4	5	6+	TOTAL	(DATE/PITCHER)	2025	CAREER	LAST (HRS)	
Dylan Carlson	.212	.232	4	2	-	-	6	1	1	-	-	-	2	6/12/25 vs. DET (Kahle)	-	3	6/20/23 at WSH (2)	
Colton Cowser	.167	.231	3	2	-	-	5	2	2	-	-	-	4	7/5/25 at ATL (Dodd)	-	2	9/20/24 vs. DET (2)	
Gunnar Henderson	.218	.305	25	4	1	-	30	7	-	1	-	-	8	7/10/25 (G1) vs. NYM (Stanek)	-	2	6/21/24 at HOU (2)	
Jackson Holliday	.235	.271	14	9	1	-	24	5	1	2	-	-	8	7/23/25 at CLE (Ceconio)	1	1	5/4/25 vs. KC (2)	
Alex Jackson	.429	.200	2	-	-	-	2	-	-	-	-	-	-	7/25/25 vs. COL (Freeland)	-	-	-	
Ramón Laureano	.238	.291	11	3	2	-	16	6	3	1	-	-	10	7/24/25 at CLE (Allen)	1	5	4/19/25 vs. CIN (2)	
Coby Mayo	.229	.189	3	-	-	-	3	-	-	1	-	-	1	7/25/25 vs. COL (Freeland)	-	-	-	
Cedric Mullins	.278	.192	14	1	-	-	15	5	2	2	1	-	10	7/4/25 at ATL (Strider)	1	6	3/27/25 at TOR (2)	
Ryan O'Hearn	.216	.293	15	4	1	-	20	5	3	-	-	-	8	7/20/25 at TB (Pepiot)	-	2	8/25/19 at CLE (2)	
Tyler O'Neill	.171	.209	3	1	1	-	5	1	1	-	-	-	2	7/25/25 vs. COL (Freeland)	-	12	9/9/24 vs. BAL (2)	
Jacob Stallings	.054	.169	1	-	-	-	1	2	1	-	-	-	3	9/15/24 vs. CHC (Hendricks)	-	-	-	
Ramón Urías	.269	.235	13	3	-	-	16	4	1	-	-	-	5	6/24/25 vs. TEX (Martin)	-	1	7/15/22 at TB (2)	
Jordan Westburg	.250	.259	6	5	1	-	12	4	2	-	-	-	6	7/25/25 vs. COL (Freeland)	1	1	3/29/25 at TOR (2)	

O's HITTERS																	2025 vs. COLORADO ROCKIES																	CAREER vs. COLORADO ROCKIES																
PLAYER	G	AB	R	H	2B	3B	HR	RBI	BB	IBB	SO	AVG	OBP	SLG			G	AB	R	H	2B	3B	HR	RBI	BB	IBB	SO	AVG	OBP	SLG																				
Dylan Carlson																	19	67	11	18	4	0	0	6	8	0	13	.269	.367	.328																				
Colton Cowser	1	4	0	0	0	0	0	0	0	0	2	.000	.000	.000			4	12	1	1	1	0	0	0	0	0	7	.083	.083	.167																				
Gunnar Henderson	1	1	0	0	0	0	0	0	0	0	0	.000	.000	.000			7	25	2	6	0	0	1	5	1	0	4	.240	.286	.360																				
Jackson Holliday	1	5	0	3	1	0	0	1	0	0	0	.600	.600	.800			4	16	3	6	1	1	0	2	1	0	5	.375	.412	.563																				
Alex Jackson	1	3	2	2	1	0	1	1	0	0	0	.667	.667	2.000			5	14	4	4	1	0	2	5	2	1	4	.286	.375	.786																				
Ramón Laureano	1	4	0	0	0	0	0	0	0	0	1	.000	.000	.000			13	42	6	13	1	0	2	6	3	0	14	.310	.356	.476																				
Coby Mayo	1	3	1	1	0	0	1	1	0	0	0	.333	.333	1.333			2	5	2	2	0	0	1	1	0	0	1	.400	.500	1.000																				
Cedric Mullins	1	4	0	1	0	0	0	0	0	0	0	.250	.250	.250			7	19	3	5	0	0	1	2	4	0	3	.263	.391	.421																				
Ryan O'Hearn	1	1	0	0	0	0	0	0	0	0	1	.000	.000	.000			9	18	3	6	0	0	2	6	0	0	4	.333	.333	.667																				
Tyler O'Neill	1	4	1	2	1	0	1	1	0	0	1	.500	.500	1.500			26	87	16	29	6	0	7	17	4	0	27	.333	.375	.644																				
Jacob Stallings																	13	41	7	11	2	1	0	5	4	0	12	.268	.340	.366																				
Ramón Urías	1	3	0	0	0	0	0	0	1	0	2	.000	.250	.000			5	12	2	2	0	0	0	1	1	0	3	.167	.286	.167																				
Jordan Westburg	1	4	1	1	0	0	1	1	0	0	0	.250	.250	1.000			4	10	2	2	0	0	1	1	2	0	1	.200	.333	.500																				

O's PITCHERS																	2025 vs. COLORADO ROCKIES																	CAREER vs. COLORADO ROCKIES																
PLAYER	W	L	SV	G	GS	INN	H	R	ER	HR	BB	K	ERA	AVG		W	L	SV	G	GS	INN	H	R	ER	HR	BB	K	ERA	AVG																					
Yennier Cano																0	1	1	3	0	2.2	1	1	0	0	0	2	0.00	.111																					
Seranthony Domínguez																2	1	2	14	0	11.2	13	3	3	1	3	11	2.31	.289																					
Zach Eflin																3	3	0	7	7	39.1	43	24	21	5	12	29	4.81	.281																					
Yaramil Hiraldo																																																		
Andrew Kittredge	0	1	0	1	0	1.0	1	1	1	1	0	3	9.00	.250		2	2	0	7	0	6.1	8	4	4	2	1	8	5.68	.308																					
Dean Kremer	0	0	0	1	1	6.0	6	5	5	2	2	5	7.50	.250		0	0	0	2	2	9.1	12	9	9	2	3	8	8.68	.300																					
Corbin Martin	0	0	0	1	0	1.0	0	0	0	0	0	0	0.00	.000		0	0	0	1	0	1.0	0	0	0	0	0	0	0.00	.000																					
Charlie Morton																7	2	0	15	15	87.2	80	42	37	8	37	72	3.80	.247																					
Trevor Rogers																1	0	0	2	2	10.2	8	7	6	2	6	10	5.06	.200																					
Colin Selby																																																		
Kade Strowd																																																		
Tomoyuki Sugano																																																		
Grant Wolfram	0	0	0	1	0	1.0	0	0	0	0	1	2	0.00	.000		0	0	0	1	0	1.0	0	0	0	0	1	2	0.00	.000																					

RECENT TRANSACTIONS	
7/26	Recalled <b>RHP Yaramil Hiraldo</b> from Triple-A Norfolk.
7/25	Selected the contract of <b>INF Jeremiah Jackson</b> from Triple-A Norfolk...Acquired minor league <b>RHP Wellington Aracena</b> and minor league <b>RHP Cameron Foster</b> from the New York Mets in exchange for <b>LHP Gregory Soto</b> ... Optioned <b>INF Jeremiah Jackson</b> <sup>1</sup> to Triple-A Norfolk (postgame).
7/24	Recalled <b>RHP Kade Strowd</b> from Triple-A Norfolk...Placed <b>RHP Félix Bautista</b> (right shoulder discomfort) on the 15-day Injured List, retroactive to 7/21.
7/23	Reinstated <b>RHP Zach Eflin</b> (low back discomfot) from the 15-day Injured List...Optioned <b>RHP Brandon Young</b> <sup>4</sup> to Triple-A Norfolk...Transferred <b>C Maverick Handley</b> (right wrist sprain) to the 10-day Injured List...Transferred the rehab assignment of <b>LHP Keegan Akin</b> (left shoulder inflammation) to Triple-A Norfolk.
7/22	Recalled <b>OF Dylan Carlson</b> from Triple-A Norfolk...Optioned <b>INF Luis Vázquez</b> <sup>1</sup> to Triple-A Norfolk... <b>C Adley Rutschman</b> (left oblique strain) began a rehab assignment with Triple-A Norfolk... Transferred the rehab assignment of <b>C Chadwick Tromp</b> (low back strain) to High-A Aberdeen.
7/21	<b>LHP Keegan Akin</b> (left shoulder inflammation) began a rehab assignment with the FCL Orioles.
7/19	Transferred the rehab assignment of <b>LHP Cade Povich</b> (left hip inflammation) to Triple-A Norfolk.
7/18	Signed <b>RHP Corbin Martin</b> to a one-year major league contract... <b>C Chadwick Tromp</b> (low back strain) began a rehab assignment with Single-A Delmarva...Transferred the rehab assignment of <b>RHP Zach Eflin</b> (low back discomfort) to the FCL Orioles.
7/17	<b>RHP Corbin Martin</b> elected free agency in lieu of accepting an outright assignment to Triple-A Norfolk.
7/16	Claimed <b>RHP Elvin Rodríguez</b> <sup>2</sup> off waivers from the Milwaukee Brewers and optioned him to Triple-A Norfolk.
7/13	Recalled <b>C David Bañuelos</b> from Triple-A Norfolk...Recalled <b>LHP Grant Wolfram</b> from Triple-A Norfolk...Designated <b>RHP Corbin Martin</b> for assignment...Placed <b>RHP Scott Blewett</b> (right elbow discomfort) on the 15-day Injured List... <b>RHP Zach Eflin</b> (low back discomfort) began a rehab assignment with Double-A Chesapeake... <b>LHP Cade Povich</b> (left hip inflammation) began a rehab assignment with High-A Aberdeen... <b>C David Bañuelos</b> cleared outright waivers and accepted an assignment to Triple-A Norfolk (postgame).
7/10	Acquired a Competitive Balance Round A pick (No. 37) in the 2025 First-Year Player Draft from the Tampa Bay Rays in exchange for <b>RHP Bryan Baker</b> ...Appointed <b>LHP Grant Wolfram</b> from Triple-A Norfolk as the 27 <sup>th</sup> man for the doubleheader...Selected the contract of <b>C David Bañuelos</b> from Triple-A Norfolk...Recalled <b>RHP Colin Selby</b> from Triple-A Norfolk (between DH games)...Optioned <b>C David Bañuelos</b> <sup>1</sup> to Triple-A Norfolk (between DH games)...Returned <b>LHP Grant Wolfram</b> to Triple-A Norfolk (postgame G2).
7/6	Selected the contract of <b>C Alex Jackson</b> from Triple-A Norfolk...Placed <b>C Gary Sánchez</b> (right knee sprain) on the 10-day Injured List...Transferred <b>INF Jorge Mateo</b> (left hamstring strain) to the 60-day Injured List.
7/4	Reinstated <b>OF Tyler O'Neill</b> (left shoulder impingement) from the 10-day Injured List... <b>RHP Matt Bowman</b> and <b>INF Emmanuel Rivera</b> cleared outright waivers and accepted assignments to Triple-A Norfolk.
7/2	Recalled <b>RHP Yennier Cano</b> from Triple-A Norfolk...Selected the contract of <b>RHP Corbin Martin</b>

EUTAW STREET HOME RUNS			
DATE	PLAYER (Team)	OPP. (Pitcher)	DISTANCE
6/28	Jonathan Aranda (TB)	BAL (Eflin)	467 ft.
4/29	Trent Grisham (NYY)	BAL (Gibson)	399 ft.
4/19	Jake Fraley (CIN)	BAL (Young)	421 ft.
2025 totals - 3 (0 by Orioles, 3 by opponents)			
*Total since 1992 - 134 (64 by Orioles, 70 by opponents)			

O's CHALLENGES				
TEAM	TOTAL	WON	LOST	SUCCESS RATE
Orioles	33	14	19	42%
Opponents	21	13	8	62%
Last by O's: 7/19 at TB (T8)      Batter/Runner: Westburg      Force Play (1B)      Out/Overturned				
Last by Opp.: 7/25 vs. COL (B5)      Batter/Runner: Holliday      Tag Play (1B)      Safe/Overturned				

RECORD BY POSITION									
PLAYER	C	1B	2B	3B	SS	LF	CF	RF	DH
Dylan Carlson	-	-	-	-	-	11-10	3-1	3-4	-
Colton Cowser	-	-	-	-	-	14-17	6-5	-	0-1
Maverick Handley	7-7	-	-	-	-	-	-	-	-
Gunnar Henderson	-	-	-	-	38-48	-	-	-	2-4
Jackson Holliday	-	-	36-48	-	4-2	-	-	-	2-2
Alex Jackson	3-3	-	-	-	-	-	-	-	-
Heston Kjerstad	-	-	-	-	-	10-15	-	10-10	1-0
Ramón Laureano	-	-	-	-	-	8-14	0-1	18-18	2-4
Jorge Mateo	-	-	1-4	-	0-8	1-0	4-2	-	-
Coby Mayo	-	11-8	-	0-2	-	-	-	-	3-2
Ryan Mountcastle	-	15-28	-	-	-	-	-	-	1-3
Cedric Mullins	-	-	-	-	-	-	32-49	-	1-1
Ryan O'Hearn	-	18-19	-	-	-	0-2	-	4-9	13-17
Tyler O'Neill	-	-	-	-	-	1-0	-	10-17	2-3
Emmanuel Rivera	-	1-3	-	7-7	-	-	-	-	1-0
Adley Rutschman	22-27	-	-	-	-	-	-	-	6-8
Jacob Stallings	3-7	-	-	-	-	-	-	-	-
Gary Sánchez	8-11	-	-	-	-	-	-	-	3-4
Chadwick Tromp	2-3	-	-	-	-	-	-	-	-
Ramón Urías	-	-	1-0	29-34	-	-	-	-	1-1
Luis Vázquez	-	-	-	-	3-0	-	-	-	-
Jordan Westburg	-	-	7-6	9-15	-	-	-	-	7-8

RECORD BY BATTING ORDER									
PLAYER	1	2	3	4	5	6	7	8	9
Dylan Carlson	-	-	-	-	1-0	1-2	-	10-5	5-8
Colton Cowser	2-2	-	-	-	1-0	14-15	2-3	1-2	0-1
Maverick Handley	-	-	-	-	-	-	-	0-1	7-6
Gunnar Henderson	6-7	5-9	29-35	0-1	-	-	-	-	-
Jackson Holliday	28-33	0-1	-	-	-	3-4	1-5	5-3	5-6
Alex Jackson	-	-	-	-	-	-	-	-	3-3
Heston Kjerstad	-	-	-	-	1-1	9-5	4-10	7-8	0-1
Ramón Laureano	0-1	3-3	2-2	3-8	11-14	3-3	3-1	1-3	2-2
Jorge Mateo	-	-	-	-	-	-	2-1	1-3	3-10
Coby Mayo	-	-	-	-	1-0	1-0	7-7	2-5	3-0
Ryan Mountcastle	-	0-6	1-1	7-10	3-6	2-4	2-2	1-2	-
Cedric Mullins	7-11	-	1-0	1-1	3-7	4-4	5-13	9-11	3-3
Ryan O'Hearn	-	0-1	5-5	22-25	7-15	0-1	-	1-0	-
Tyler O'Neill	-	1-0	1-3	1-4	4-4	2-5	2-4	2-0	-
Emmanuel Rivera	-	-	-	-	1-0	2-0	4-1	0-6	2-3
Adley Rutschman	0-1	22-23	5-7	1-3	0-1	-	-	-	-
Jacob Stallings	-	-	-	-	-	-	-	-	3-7
Gary Sánchez	-	-	-	2-1	1-4	2-3	5-4	1-3	-
Chadwick Tromp	-	-	-	-	-	-	-	-	2-3
Ramón Urías	-	4-3	-	2-2	8-5	2-9	6-5	4-6	5-5
Luis Vázquez	-	-	-	-	-	-	1-0	-	2-0
Jordan Westburg	2-3	10-12	1-5	6-3	3-1	0-3	1-2	-	-

2025 BY THE NUMBERS			
	HOME	AWAY	TOTAL
Overall	22-26	23-32	45-58
MONTH	HOME	AWAY	TOTAL
March (5)	1-0	2-2	3-2
April (25)	6-7	3-9	9-16
May (27)	4-10	5-8	9-18
June (27)	8-5	8-6	16-11
July (25)	3-4	5-7	8-11
August (28)	-	-	-
September (25)	-	-	-
TOTAL (162)	22-26	23-32	45-58
DAY OF WEEK	HOME	AWAY	TOTAL
Monday (14)	4-0	2-3	6-3
Tuesday (23)	0-6	2-6	2-12
Wednesday (25)	3-5	2-6	5-11
Thursday (18)	3-3	5-1	8-4
Friday (26)	3-3	3-5	8-8
Saturday (28)	4-4	5-6	9-10
Sunday (27)	3-5	4-5	7-10
TOTAL (162)	22-26	23-32	45-58
VS. AL EAST	HOME	AWAY	TOTAL
Boston Red Sox (13)	1-2	2-2	3-4
New York Yankees (13)	2-1	1-2	3-3
Tampa Bay Rays (13)	2-1	3-4	5-5
Toronto Blue Jays (13)	1-1	2-2	3-3
TOTAL (52)	6-5	8-10	14-15
VS. AL CENTRAL	HOME	AWAY	TOTAL
Chicago White Sox (7)	3-0	-	3-0
Cleveland Guardians (7)	2-1	1-3	3-4
Detroit Tigers (6)	1-2	0-3	1-5
Kansas City Royals (6)	1-2	1-2	2-4
Minnesota Twins (6)	0-3	0-3	0-6
TOTAL (32)	7-8	2-11	9-19
VS. AL WEST	HOME	AWAY	TOTAL
Houston Astros (7)	-	-	-
Los Angeles Angels (6)	3-0	2-1	5-1
Oakland Athletics (6)	-	1-2	1-2
Seattle Mariners (6)	-	3-0	3-0
Texas Rangers (7)	1-2	1-2	2-4
TOTAL (32)	4-2	7-5	11-7
VS. NL EAST	HOME	AWAY	TOTAL
Atlanta Braves (3)	-	3-0	3-0
Miami Marlins (3)	1-2	-	1-2
New York Mets (3)	2-1	-	2-1
Philadelphia Phillies (3)	-	-	-
Washington Nationals (4)	0-3	1-2	1-5
TOTAL (16)	3-6	4-2	7-8
VS. NL CENTRAL	HOME	AWAY	TOTAL
Chicago Cubs (3)	-	-	-
Cincinnati Reds (3)	1-2	-	1-2
Milwaukee Brewers (3)	-	1-2	1-2
Pittsburgh Pirates (3)	-	-	-
St. Louis Cardinals (3)	1-2	-	1-2
TOTAL (15)	2-4	1-2	3-6
VS. NL WEST	HOME	AWAY	TOTAL
Arizona Diamondbacks (3)	-	1-2	1-2
Colorado Rockies (3)	0-1	-	0-1
Los Angeles Dodgers (3)	-	-	-
San Diego Padres (3)	-	-	-
San Francisco Giants (3)	-	-	-
TOTAL (15)	0-1	1-2	1-3

BALTIMORE ORIOLES - WALK-OFF AND MISC. HOME RUNS

Baltimore Orioles Walk-off Wins							
Date	Score	Batter/runner	Action	RBI	Pitcher	INN	OUTS
-	-	-	-	-	-	-	-

Opponent Walk-off Wins							
Date	Score	Batter/Runner	Action	RBI	Pitcher	INN	OUTS
5/24 (G1)	BAL 5 @ BOS 6	Rafael Devers	1B	1	Gregory Soto	10	1

Baltimore Orioles Back-to-Back Home Runs							
Date	Score	Batters	Pitcher	INN	OUTS		
6/24	TEX 6 @ BAL 5 (10)	Gary Sánchez/Ramón Uriás/Ryan O’Hearn	Chris Martin	7	0		
6/14	LAA 5 @ BAL 6	Cedric Mullins/Gary Sánchez	Tyler Anderson	6	0		
6/5	BAL 4 @ SEA 3	Adley Rutschman/Gunnar Henderson	Bryan Woo	6	0		
5/14 (G2)	MIN 8 @ BAL 6	Cedric Mullins/Heston Kjerstad	Simeon Woods Richardson	3	2		
4/19	CIN 5 @ BAL 9	Ramón Laureano/Jordan Westburg	Carson Spiers	7	2		
4/19	CIN 5 @ BAL 9	Cedric Mullins/Gunnar Henderson	Hunter Greene	1	0		
3/27	BAL 12 @ TOR 2	Adley Rutschman/Jordan Westburg	Yariel Rodríguez	8	1		

Opponent Back-to-Back Home Runs							
Date	Score	Batters	Pitcher	INN	OUTS		
5/18	WSH 10 @ BAL 4	Dylan Crews/CJ Abrams	Zach Eflin	2	1		
5/15	MIN 4 @ BAL 0	DaShawn Keirsev Jr./Byron Buxton	Tomoyuki Sugano	3	1		
5/4	KC 11 @ BAL 6	Bobby Witt Jr./Vinnie Pasquantino	Yennier Cano	7	1		
4/29	NYY 15 @ BAL 3	Trent Grisham/Aaron Judge/Ben Rice	Kyle Gibson	1	0		
4/17	CLE 2 @ BAL 6	Daniel Schneemann/Austin Hedges	Tomoyuki Sugano	3	0		
4/9	BAL 0 @ AZ 9	Pavin Smith/Josh Naylor	Dean Kremer	5	1		

Baltimore Orioles Grand Slams							
Date	Score	Batter	Pitcher	INN	OUTS		
6/15	LAA 2 @ BAL 11	Gary Sánchez	Connor Brogdon	7	2		
5/14	MIN 8 @ BAL 6	Cedric Mullins	Simeon Woods Richardson	3	2		
4/16	CLE 1 @ BAL 9	Jackson Holliday	Gavin Williams	2	1		

Opponent Grand Slams							
Date	Score	Batter	Pitcher	INN	OUTS		
7/18	BAL 1 @ TB 11	Yandy Diaz	Grant Wolfram	6	1		
5/23	BAL 5 @ BOS 19	Rafael Devers	Ernmanuel Rivera	8	2		
4/20	CIN 24 @ BAL 2	Noelvi Marte	Jorge Mateo	8	2		

Baltimore Orioles Inside-the-Park Home Runs							
Date	Score	Batter	RBI	Pitcher	INN	OUTS	
-	-	-	-	-	-	-	

Opponent Inside-the-Park Home Runs							
Date	Score	Batter	RBI	Pitcher	INN	OUTS	
-	-	-	-	-	-	-	

Baltimore Orioles Pinch-Hit Home Runs							
Date	Score	Batter	RBI	Pitcher	INN	OUTS	
7/10 (G1)	NYM 1 @ BAL 3	Gunnar Henderson	2	Ryne Stanek	8	0	
5/10	BAL 2 @ LAA 5	Ramón Laureano	1	Brock Burke	9	0	

Opponent Pinch-Hit Home Runs							
Date	Score	Batter	RBI	Pitcher	INN	OUTS	
6/18	BAL 8 @ TB 12	Brandon Lowe	2	Yennier Cano	5	2	
5/11	BAL 7 @ LAA 3	Matthew Lugo	1	Félix Bautista	9	2	
5/7	BAL 2 @ MIN 5	Harrison Bader	2	Keegan Akin	7	1	

Baltimore Orioles Leadoff Home Runs							
Date	Score	Batter	Pitcher				
7/20	BAL 5 @ TB 3	Jackson Holliday	Ryan Pepiot				
5/31	CWS 2 @ BAL 4	Jackson Holliday	David Martin				
4/19	CIN 5 @ BAL 9	Cedric Mullins	Hunter Greene				
4/3	BOS 8 @ BAL 4	Cedric Mullins	Tanner Houck				
3/29	BAL 9 @ TOR 5	Colton Cowser	Max Scherzer				

Opponent Leadoff Home Runs							
Date	Score	Batter	Pitcher				
6/16	BAL 1 @ TB 7	Josh Lowe	Zach Eflin				
5/24 (G1)	BAL 5 @ BOS 6	Jarren Duran	Zach Eflin				
5/18	WSH 10 @ BAL 4	CJ Abrams	Zach Eflin				
4/29	NYY 15 @ BAL 3	Trent Grisham	Kyle Gibson				
4/23	BAL 3 @ WSH 4	James Wood	Tomoyuki Sugano				

LAST TIME IT HAPPENED	
<b>BATTING</b>	
Eutaw St. Home Run	Gunnar Henderson, 8/14/24 vs. WSH (Herz)
Opponent	Jonathan Aranda, 6/28/25 vs. TB (Eflin)
Second Deck Home Run in LF at OPACY	Austin Hays, 6/7/22 vs. CHC (Mills)
Opponent	Pete Alonso, 9/2/20 vs. NYM (Means)
Grand Slam	Gary Sánchez, 6/15/25 vs. LAA (Brogdon)
Two Grand Slams in One Game	Reimold, Clevenger, 9/11/15 vs. KC (Herrera, Chamberlain)
Pinch-Hit Home Run	Gunnar Henderson, 7/10/25 (G1) vs. NYM (Stanek)
Pinch-Hit Walk-Off Home Run	Nolan Reimold, 7/24/16 vs. CLE (Allen)
Pinch-Hit Grand Slam	Dwight Evans, 7/26/91 vs. OAK (Nelson)
Inside the Park Home Run	Jorge Mateo, 8/20/23 at OAK (Sears)
LH & RH Home Run, Same Game	Anthony Santander, 8/7/24 at TOR (Francis, Yarbrough)
Individual 2-Home Run Game	Jackson Holliday, 5/4/25 vs. KC (Lorenzen)
Individual 3-Home Run Game	Ryan Mountcastle, 6/19/21 vs. TOR (Manoah, Kay)
Individual 4-Home Run Game	Never
Home Run in Consecutive Games	Ramón Laureano, 7/21-22 at CLE
Home Run in 3 Consecutive Games	Colton Cowser, 6/17-19/25 at TB
Home Run in 4 Consecutive Games	Gunnar Henderson, 5/17-20/24 vs. SEA, at STL
Home Run in 5 Consecutive Games	Jonathan Schoop, 7/22-27/18 vs. TOR, BOS, TB
Home Run in 6 Consecutive Games	Chris Davis, 9/26-10/2/12 vs. TOR, BOS, TB
4-Home Run Game, Team	7/25/25 vs. COL
5-Home Run Game, Team	4/19/25 vs. CIN
6-Home Run Game, Team	3/27/25 at TOR
7-Home Run Game, Team	6/2/16 vs. BOS
8+-Home Run Game, Team	6/16/15 vs. PHI (8)
10+-Run Game, Team	6/30/25 at TEX (10)
15+-Run Game, Team	6/27/25 vs. TB (22)
20+-Run Game, Team	6/27/25 vs. TB (22)
Back-to-Back HR	Sánchez/Urias/O’Hearn, 6/24/25 vs. TEX (7 <sup>th</sup> inning)
Back-to-Back HR to Start First Inning	Mullins/Henderson, 4/19/25 vs. CIN
Back-to-Back-to-Back HR	Sánchez/Urias/O’Hearn, 6/24/25 vs. TEX (7 <sup>th</sup> inning)
Back-to-Back-to-Back HR to Start First Inning	Flaherty/Hardy/Markakis, 5/10/12 (G1) vs. TEX
2 Back-to-Back HRs, Same Game	Mullins/Henderson (1 <sup>st</sup> ) & Laureano/Westburg (7 <sup>th</sup> ), 4/19/25 vs. CIN
Leadoff Home Run	Jackson Holliday, 7/20/25 at TB (Pepiot)
Walk-Off Win	Anthony Santander (HR), 9/19/24 vs. SF (Walker)
Walk-Off Home Run	Anthony Santander, 9/19/24 vs. SF (Walker)
Walk-Off Grand Slam	Manny Machado, 8/18/17 vs. LAA (Middleton)
Walk-Off Home Run, Eutaw St.	Rio Ruiz, 8/11/19 vs. HOU (Osuna)
Home Run, 15 <sup>th</sup> Inning or later	Jonathan Villar, 7/25/19 at LAA (Canning)
Home Run, 17 <sup>th</sup> Inning or later	Adam Jones, 5/6/12 at BOS (McDonald)
Home Run by a Pitcher	Zack Britton, 7/3/11 at ATL (Beachy)
2-Home Run Game by a Pitcher	Milt Pappas, 8/27/61 at MIN (Ramos)
Oriole to hit a Home Run for 1 <sup>st</sup> ML hit	Connor Norby, 6/4/24 at TOR (Pearson)
Oriole w/ 2 Home Runs in One Inning	Mark Trumbo, 4/15/16 at TEX (7 <sup>th</sup> inning, Pérez, Faulkner)
Oriole w/ 3 Home Runs in Consecutive Innings	Manny Machado, 8/7/16 at CWS (1 <sup>st</sup> , 2 <sup>nd</sup> , 3 <sup>rd</sup> inning, Shields, Albers)
5-Hit Game	Adley Rutschman, 6/21/24 at HOU
6-Hit Game	Cal Ripken, Jr., 6/13/99 at ATL
5-RBI Game	Cedric Mullins, 3/27/25 at TOR
6-RBI Game	Adley Rutschman, 6/9/24 at TB
7-RBI Game	Ryan Mountcastle, 4/11/23 vs. OAK (9)
8-RBI Game	Ryan Mountcastle, 4/11/23 vs. OAK (9)
9-RBI Game	Ryan Mountcastle, 4/11/23 vs. OAK
<b>PITCHING</b>	
Perfect Game	Never
No-Hitter	5/5/21 at SEA (Means)
1-Hitter	5/26/24 at CWS (Bradish, Coulombe, Cano, Kimbrel)
Complete Game	9/23/22 vs. HOU (Kremer)
Shutout	9/23/22 vs. HOU (Kremer)
Team Shutout	6/23/25 vs. TB (Rogers, Kittredge)
Consecutive CG, Pitcher	Sidney Ponson (2), 5/16-22/04
Consecutive Shutouts, Pitcher	Mike Mussina (2), 9/26-10/1/95
Consecutive CG, Team	5/13-14/11 (Guthrie, Bergesen)
Consecutive Shutouts, Team	4/18-19/23 at WSH
10+ Strikeout Game, Pitcher	Charlie Morton (10), 6/13/25 vs. LAA
15+ Strikeout Game, Pitcher	Erik Bedard (15), 7/7/07 at TEX
10+ Strikeout Game, Team	7/24/25 at CLE (11)
15+ Strikeout Game, Team	6/13/25 vs. LAA (15)
4+ Strikeouts in an inning	Mike Cuellar (4), 5/29/70 at CAL
Immaculate Inning	Brandon Young, 7/8/25 vs. NYM (5 <sup>th</sup> inning)
<b>MISCELLANEOUS</b>	
Hit for the Cycle	Cedric Mullins, 5/12/23 vs. PIT (7 <sup>th</sup> in club history)
Steal of Home	Ryan Mountcastle, 5/30/25 vs. CWS
Position Player to Pitch	Luis Vázquez, 7/1/25 at TEX (0.1 IP)
Triple Play Turned	9/18/22, Bottom 3 <sup>rd</sup> at TOR (Chapman batting/Kremer pitching) Scoring: 6-4-3 (Mateo-Vavra-Aguilar)
Manager Ejection	Tony Mansolino, 7/20/25 at TB (1 <sup>st</sup> career)
Player Ejection	Ryan O’Hearn, 7/21/25 at CLE (3 <sup>rd</sup> career)
<b>WINNING SWEEPS</b>	
2-Game, at OPACY	September 26-27, 2023 vs. WSH
2-Game, Road	April 18-19, 2023 at WSH
3-Game, at OPACY	June 13-15, 2025 vs. LAA
3-Game, Road	July 4-6, 2025 at ATL
4-Game, at OPACY	July 7-10, 2022 vs. LAA
4-Game, Road	June 7-10, 2024 at TB
Doubleheader	July 10, 2025 vs. NYM

2025 OUTFIELD ASSISTS						
Outfielder	1B	2B	3B	HP	TOTAL	ERRORS (F-T)
Jordyn Adams	-	-	-	-	-	-
Dylan Carlson	-	2	-	1	3	-
Colton Cowser	-	-	1	1	2	1 (0-1)
Cooper Hummel	-	-	-	-	-	-
Heston Kjerstad	-	4	-	-	4	-
Ramón Laureano	-	4	-	3	7	5 (2-3)
Jorge Mateo	-	-	-	-	-	1 (1-0)
Cedric Mullins	-	-	-	-	-	3 (1-2)
Ryan O’Hearn	-	-	-	-	-	-
Tyler O’Neill	1	3	-	1	5	1 (1-0)
Team Totals	1	13	1	6	21	11 (5-6)

2025 CATCHING BREAKDOWN								
Catcher	Errors		SB		Pick-offs		ERA	W-L (GS)
	F-T-C	PB	CCS-ATT	1B-2B-3B	Inn.			
Maverick Handley	0-0-1	0	0-13	0-0-0	120.2	4.25	7-7	
Alex Jackson	0-1-0	1	1-8	0-0-0	88.0	6.47	3-3	
Adley Rutschman	0-2-0	1	8-39	0-1-0	424.1	4.96	22-27	
Gary Sánchez	0-2-2	1	1-18	1-0-0	175.1	5.39	8-11	
Jacob Stallings	0-1-0	2	3-12	0-0-0	88.0	3.99	3-7	
Chadwick Tromp	0-1-0	1	0-2	0-0-0	39.0	5.77	2-3	
Totals	0-7-3	6	13-92	1-1-0	904.1	4.99	45-58	


SCORING BY INNING											
	1	2	3	4	5	6	7	8	9	Extras	Totals
OPPONENTS	69	52	69	66	66	44	51	72	32	8	529
ORIOLES	44	49	62	29	44	57	51	51	19	15	421


ORIOLES WHO MADE THEIR MAJOR LEAGUE DEBUT IN 2025			
DATE	PLAYER	STATS	NOTES
5/27 vs. STL	Yamil Hiraldo	1.1 IP, 1 H, 1 K	Entered in 8 <sup>th</sup>
5/18 vs. WSH	Kade Strowd	1.0 IP, 2 H, R, ER, K	Entered in 9 <sup>th</sup>
4/29 vs. NYY	Maverick Handley	0-2, 2 K	Def. in 6 <sup>th</sup>
4/26 (G2) at DET	Grant Wolfram	0.1 IP, 1 H, 1 BB	Final out of 7 <sup>th</sup>
4/19 vs. CIN	Brandon Young	ND: 4.0+ IP, 7 H, 3 R, 3 ER, 3 BB, 3 K, HR	Game Started
3/30 at TOR	Tomoyuki Sugano	L: 4.0 IP, 4 H, 2 R, 2 ER, 2 BB, 1 K	Game Started


2025 SCHEDULE


G#	DATE	OPP.	W-L	SCORE	WP/LP/SV	REC	POS	GA/GB	ATT.
1	3/27	at TOR	W	12-2	Eflin/Berrios	1-0	T-1 <sup>st</sup>	+0.5	40,734
2	3/28	at TOR	L	8-2	Gausman/Morton	1-1	T-3 <sup>rd</sup>	-0.5	26,289
3	3/29	at TOR	W	9-5	Kremer/Lovelyad	2-1	2 <sup>nd</sup>	-0.5	27,005
4	3/30	at TOR	L	3-1	Bassitt/Sugano/Hoffman	2-2	3 <sup>rd</sup>	-1.5	21,069
5	3/31	vs. BOS	W	8-5	Dominguez/Newcomb	3-2	3 <sup>rd</sup>	-1.0	45,002*
MARCH TOTALS: 3-2				TEAM ERA: 4.60	TEAM AVG: .305				
6	4/1	OFF DAY				3-2	4 <sup>th</sup>	-1.0	
6	4/2	vs. BOS	L	3-0	Crochet/Eflin/Chapman	3-3	4 <sup>th</sup>	-1.5	18,146
7	4/3	vs. BOS	L	8-4	Kelly/Morton	3-4	T-4 <sup>th</sup>	-2.0	16,656
8	4/4	at KC	L	8-2	Lugo/Kremer	3-5	5 <sup>th</sup>	-2.5	14,196
9	4/5	at KC	W	8-1	Sugano/Wacha	4-5	5 <sup>th</sup>	-2.5	14,383
10	4/6	at KC	L	4-1	Bubic/Povich/Estévez	4-6	5 <sup>th</sup>	-2.5	19,098
11	4/7	at AZ	W	5-1	Eflin/Gallen	5-6	T-4 <sup>th</sup>	-1.5	20,333
12	4/8	at AZ	L	4-3	Kelly/Morton/Martinez	5-7	4 <sup>th</sup>	-2.0	23,843
13	4/9	at AZ	L	9-0	Pfaadt/Kremer	5-8	5 <sup>th</sup>	-2.5	22,411
14	4/10	OFF DAY				5-8	5 <sup>th</sup>	-2.5	
14	4/11	vs. TOR	**POSTPONED**		Rescheduled for 7/29 (DH)	5-8	5 <sup>th</sup>	-2.5	
14	4/12	vs. TOR	W	5-4	Baker/Francis/Bautista	6-8	T-4 <sup>th</sup>	-2.0	22,130
15	4/13	vs. TOR	L	7-6 (10)	Hoffman/Bowman	6-9	5 <sup>th</sup>	-2.5	27,193
16	4/14	OFF DAY				6-9	5 <sup>th</sup>	-2.5	
16	4/15	vs. CLE	L	6-3	Allen/Morton/Clase	6-10	5 <sup>th</sup>	-3.5	14,203
17	4/16	vs. CLE	W	9-1	Kremer/Williams	7-10	5 <sup>th</sup>	-3.5	13,964
18	4/17	vs. CLE	W	6-2	Sugano/Bibee	8-10	4 <sup>th</sup>	-3.5	16,201
19	4/18	vs. CIN	L	8-3	Abbott/Povich	8-11	4 <sup>th</sup>	-4.5	42,587*
20	4/19	vs. CIN	W	9-5	Dominguez/Greene/Bautista	9-11	4 <sup>th</sup>	-3.5	28,534
21	4/20	vs. CIN	L	24-2	Rogers/Morton/Wynne	9-12	4 <sup>th</sup>	-4.5	19,053
22	4/21	OFF DAY				9-12	4 <sup>th</sup>	-4.0	
22	4/22	at WSH	L	7-0	Parker/Kremer	9-13	4 <sup>th</sup>	-4.0	29,504
23	4/23	at WSH	L	4-3	López/Soto/Finnegan	9-14	5 <sup>th</sup>	-5.0	22,246
24	4/24	at WSH	W	2-1	Povich/Gore/Bautista	10-14	5 <sup>th</sup>	-4.5	23,058
25	4/25	at DET	**POSTPONED**		Rescheduled for 4/26 (DH)	10-14	5 <sup>th</sup>	-4.0	
25	4/26-1	at DET	L	4-3	Mize/Young/Vest	10-15			28,509
26	4/26-2	at DET	L	6-2	Hurter/Morton	10-16	5 <sup>th</sup>	-5.0	21,422
27	4/27	at DET	L	7-0	Skubal/Kremer	10-17	5 <sup>th</sup>	-6.5	28,613
28	4/28	vs. NYY	W	4-3	Sugano/Warren/Bautista	11-17	5 <sup>th</sup>	-5.5	22,775
29	4/29	vs. NYY	L	15-3	Rodón/Gibson	11-18	5 <sup>th</sup>	-6.5	22,164
30	4/30	vs. NYY	W	5-4	Baker/Carrasco/Bautista	12-18	5 <sup>th</sup>	-5.5	22,381
APRIL TOTALS: 9-16				TEAM ERA: 5.64	TEAM AVG: .206				
31	5/1	OFF DAY				12-18	5 <sup>th</sup>	-5.5	
31	5/2	vs. KC	W	3-0	Kremer/Wacha/Bautista	13-18	5 <sup>th</sup>	-5.5	26,364
32	5/3	vs. KC	L	4-0	Bubic/Sugano	13-19	5 <sup>th</sup>	-5.5	19,348
33	5/4	vs. KC	L	11-6	Zerpa/Cano	13-20	5 <sup>th</sup>	-5.5	31,956
34	5/5	OFF DAY				13-20	5 <sup>th</sup>	-5.0	
34	5/6	at MIN	L	9-1	López/Povich	13-21	5 <sup>th</sup>	-6.0	19,779
35	5/7	at MIN	L	5-2	Coulombe/Morton/Duran	13-22	5 <sup>th</sup>	-7.0	16,417
36	5/8	at MIN	L	5-2	Jax/Cano/Duran	13-23	5 <sup>th</sup>	-7.5	17,410
37	5/9	at LAA	W	4-1	Sugano/Hendricks/Bautista	14-23	5 <sup>th</sup>	-7.5	30,778
38	5/10	at LAA	L	5-2	Kochanowicz/Gibson	14-24	5 <sup>th</sup>	-7.5	27,975
39	5/11	at LAA	W	7-3	Eflin/Ty. Anderson	15-24	5 <sup>th</sup>	-8.0	29,460
40	5/12	OFF DAY				15-24	5 <sup>th</sup>	-8.0	
40	5/13	vs. MIN	**POSTPONED**		Rescheduled for 5/14 (DH)	15-24	5 <sup>th</sup>	-7.5	
41	5/14-1	vs. MIN	L	6-3	Stewart/Kremer/Duran	15-25	5 <sup>th</sup>	-8.5	
41	5/14-2	vs. MIN	L	8-6	Funderburk/Cano/Sands	15-26	5 <sup>th</sup>	-9.0	10,169
42	5/15	vs. MIN	L	4-0	Paddock/Sugano	15-27	5 <sup>th</sup>	-9.5	30,926
43	5/16	vs. WSH	L	4-3	López/Bautista/Finnegan	15-28	5 <sup>th</sup>	-10.5	21,171
44	5/17	vs. WSH	L	10-6	Irvin/Gibson	15-29	5 <sup>th</sup>	-10.5	28,208
45	5/18	vs. WSH	L	10-4	Soroka/Eflin	15-30	5 <sup>th</sup>	-11.5	37,264
46	5/19	at MIL	L	5-4	Uribe/Cano/Megill	15-31	5 <sup>th</sup>	-12.0	22,319
47	5/20	at MIL	L	5-2	Henderson/McDermott/Uribe	15-32	5 <sup>th</sup>	-13.0	22,778
48	5/21	at MIL	W	8-4 (11)	Baker/Alexander	16-32	5 <sup>th</sup>	-13.0	30,554
49	5/22	at BOS	**POSTPONED**		Rescheduled for 5/23 (DH)	16-32	5 <sup>th</sup>	-13.5	
49	5/23-1	at BOS	L	19-5	Whitlock/Dominguez	16-33	5 <sup>th</sup>	-14.0	31,150
50	5/23-2	at BOS	**POSTPONED**		Rescheduled for 5/24 (DH)	16-33	5 <sup>th</sup>	-13.5	
50	5/24-1	at BOS	L	6-5 (10)	Weissert/Soto	16-34	5 <sup>th</sup>	-14.5	30,958
51	5/24-2	at BOS	W	2-1	Kittredge/Bernardino/Dominguez	17-34	5 <sup>th</sup>	-14.0	34,604
52	5/25	at BOS	W	5-1	Kremer/Buehler	18-34	5 <sup>th</sup>	-14.0	36,824
53	5/26	vs. STL	W	5-2	Morton/Fedde/Bautista	19-34	5 <sup>th</sup>	-14.0	21,717
54	5/27	vs. STL	L	7-4	Matz/Baker/Helsley	19-35	5 <sup>th</sup>	-15.0	13,779
55	5/28	vs. STL	L	6-4	King/Povich/Helsley	19-36	5 <sup>th</sup>	-16.0	14,491
56	5/29	OFF DAY				19-36	5 <sup>th</sup>	-16.0	
56	5/30	vs. CWS	W	2-1	Eflin/Burke/Bautista	20-36	5 <sup>th</sup>	-15.0	22,108
57	5/31	vs. CWS	W	4-2	Kremer/Martin/Bautista	21-36	5 <sup>th</sup>	-14.0	23,470
MAY TOTALS: 9-18				TEAM ERA: 5.21	TEAM AVG: .250				
58	6/1	vs. CWS	W	3-2	Morton/Houser/Baker	22-36	5 <sup>th</sup>	-14.0	33,037
59	6/2	OFF DAY				22-36	5 <sup>th</sup>	-14.0	
59	6/3	at SEA	W	5-1	Sugano/Kirby	23-36	5 <sup>th</sup>	-14.0	21,089
60	6/4	at SEA	W	3-2	Cano/Vargas/Bautista	24-36	5 <sup>th</sup>	-13.0	19,231
61	6/5	at SEA	W	4-3	Eflin/Woo/Baker	25-36	5 <sup>th</sup>	-13.0	27,887
62	6/6	at ATH	L	5-4	Sears/Kremer/Miller	25-37	5 <sup>th</sup>	-14.0	8,424
63	6/7	at ATH	W	7-4	Akin/Severino/Bautista	26-37	5 <sup>th</sup>	-13.0	9,185
64	6/8	at ATH	L	5-1	Newcomb/Sugano	26-38	5 <sup>th</sup>	-13.0	8,836
65	6/9	OFF DAY				26-38	5 <sup>th</sup>	-13.0	
65	6/10	vs. DET	L	5-3	Lee/Povich/Vest	26-39	5 <sup>th</sup>	-14.0	20,291
66	6/11	vs. DET	W	10-1	Eflin/Mize	27-39	5 <sup>th</sup>	-14.0	18,630
67	6/12	vs. DET	L	4-1	Skubal/Kremer/Vest	27-40	5 <sup>th</sup>	-15.0	18,800
68	6/13	vs. LAA	W	2-0	Morton/Kochanowicz/Bautista	28-40	5 <sup>th</sup>	-14.0	20,204
69	6/14	vs. LAA	W	6-5	Akin/Anderson/Bautista	29-40	5 <sup>th</sup>	-13.0	26,313
70	6/15	vs. LAA	W	11-2	Povich/Kikuchi	30-40	5 <sup>th</sup>	-12.0	33,370
71	6/16	at TB	L	7-1	Pepiot/Eflin	30-41	5 <sup>th</sup>	-12.0	10,046
72	6/17	at TB	W	5-1	Kremer/Littell	31-41	5 <sup>th</sup>	-11.0	10,046
73	6/18	at TB	L	12-8	Montgomery/Kittredge	31-42	5 <sup>th</sup>	-11.0	10,046
74	6/19	at TB	W	4-1	Morton/Rasmussen/Bautista	32-42	5 <sup>th</sup>	-11.0	10,046
75	6/20	at NYY	W	5-3	Blewett/Weaver/Bautista	33-42	5 <sup>th</sup>	-10.0	47,034
76	6/21	at NYY	L	9-0	Schmidt/Eflin	33-43	5 <sup>th</sup>	-11.0	46,142
77	6/22	at NYY	L	4-2	Cruz/Baker/Williams	33-44	5 <sup>th</sup>	-12.0	45,571
78	6/23	vs. TEX	W	6-0	Rogers/Corbin	34-44	5 <sup>th</sup>	-11.0	13,929
79	6/24	vs. TEX	L	6-5 (10)	Jackson/Dominguez/Garcia	34-45	5 <sup>th</sup>	-11.0	16,909
80	6/25	vs. TEX	L	7-0	deGrom/Young	34-46	5 <sup>th</sup>	-12.0	22,828
81	6/26	OFF DAY				34-46	5 <sup>th</sup>	-12.0	
81	6/27	vs. TB	W	22-8	Sugano/Orze	35-46	5 <sup>th</sup>	-12.0	20,047
82	6/28	vs. TB	L	11-3	Littell/Eflin	35-47	5 <sup>th</sup>	-12.0	30,491
83	6/29	vs. TB	W	5-1	Kremer/Bradley	36-47	5 <sup>th</sup>	-12.0	19,226
84	6/30	at TEX	W	10-6 (10)	Akin/Milner	37-47	5 <sup>th</sup>	-11.0	27,420
JUNE TOTALS: 16-11				TEAM ERA: 4.05	TEAM AVG: .253				
85	7/1	at TEX	L	10-2	deGrom/Young/Latz	37-48	5 <sup>th</sup>	-11.0	30,933
86	7/2	at TEX	L	6-0	Eovaldi/Sugano/Dunning	37-49	5 <sup>th</sup>	-11.0	27,636
87	7/3	OFF DAY				37-49	5 <sup>th</sup>	-11.5	
87	7/4	at ATL	W	3-2	Morton/Strider/Bautista	38-49	5 <sup>th</sup>	-11.5	40,249
88	7/5	at ATL	W	9-6 (10)	Bautista/Montero/Cano	39-49	5 <sup>th</sup>	-11.5	37,170
89	7/6	at ATL	W	2-1	Rogers/Holmes/Dominguez	40-49	5 <sup>th</sup>	-11.5	34,012
90	7/7	OFF DAY				40-49	5 <sup>th</sup>	-12.0	
90	7/8	vs. NYM	L	7-6 (10)	Díaz/Cano/Brazobán	40-50	5 <sup>th</sup>	-13.0	35,200
91	7/9	vs. NYM	**POSTPONED**		Rescheduled for 7/10 (DH)	40-50	5 <sup>th</sup>	-12.5	
91	7/10-1	vs. NYM	W	3-1	Wolfgram/Stanek/Bautista	41-50	5 <sup>th</sup>	-12.0	25,262
92-2	7/10	vs. NYM	W	7-3	Sugano/Hagenman	42-50	5 <sup>th</sup>	-11.5	17,961
93	7/11	vs. MIA	W	5-2	Kremer/Cabrera	43-50	5 <sup>th</sup>	-11.5	22,213
94	7/12	vs. MIA	L	6-0	Junk/Rogers	43-51	5 <sup>th</sup>	-11.5	34,332
95	7/13	vs. MIA	L	11-1	Pérez/Young	43-52	5 <sup>th</sup>	-11.5	17,599

7/14	Home Run Derby (Truist Park - Atlanta, GA)									
7/15	MLB All-Star Game (Truist Park - Atlanta, GA)									
7/16-17 All-Star Break										
96	7/18	at TB	L	11-1	Bradley/Morton	43-53	5 <sup>th</sup>	-12.5	10,046	
97	7/19	at TB	L	4-3	Uceta/Domínguez/Fairbanks	43-54	5 <sup>th</sup>	-13.5	10,046	
98	7/20	at TB	W	5-3	Rogers/Pepiot/Bautista	44-54	5 <sup>th</sup>	-13.5	9,195	
99	7/21	at CLE	L	10-5	Bibee/Selby	44-55	5 <sup>th</sup>	-14.5	21,748	
100	7/22	at CLE	L	6-3	Cantillo/Young/Clase	44-56	5 <sup>th</sup>	-14.5	22,714	
101	7/23	at CLE	L	3-2	Gaddis/Selby/Clase	44-57	5 <sup>th</sup>	-15.5	30,476	
102	7/24	at CLE	W	4-3	Morton/Allen/Soto	45-57	5 <sup>th</sup>	-15.5	26,223	
103	7/25	vs. COL	L	6-5	Bird/Kittredge/Halvorsen	45-58	5 <sup>th</sup>	-16.5	25,090	
104	7/26	vs. COL	7:05 PM	MASN						
105	7/27	vs. COL	1:35 PM	MASN						
106	7/28	vs. TOR	6:35 PM	MASN						
107	7/29-1	vs. TOR	12:35 PM	MASN						
108	7/29-2	vs. TOR	6:35 PM	MASN						
109	7/30	vs. TOR	12:35 PM	MASN						
JULY TOTALS: 8-11				TEAM ERA: 5.26		TEAM AVG: .225				
110	8/1	at CHC	2:20 PM	MASN2						
111	8/2	at CHC	2:20 PM	MASN2	FS1 <sup>+</sup>					
112	8/3	at CHC	2:20 PM	MASN2						
113	8/4	at PHI	6:45 PM	MASN						
114	8/5	at PHI	6:45 PM	MASN						
115	8/6	at PHI	12:35 PM	MASN						
	8/7	OFF DAY								
116	8/8	vs. ATH	7:05 PM	MASN						
117	8/9	vs. ATH	7:05 PM	MASN						
118	8/10	vs. ATH	1:35 PM	MASN						
	8/11	OFF DAY								
119	8/12	vs. SEA	6:35 PM	MASN						
120	8/13	vs. SEA	6:35 PM	MASN						
121	8/14	vs. SEA	1:05 PM	MASN2						
122	8/15	at HOU	8:10 PM	MASN2						
123	8/16	at HOU	7:10 PM	MASN2						
124	8/17	at HOU	2:10 PM	MASN						
125	8/18	at BOS	7:10 PM	MASN						
126	8/19	at BOS	7:10 PM	MASN						
	8/20	OFF DAY								
127	8/21	vs. HOU	7:15 PM	FOX						
128	8/22	vs. HOU	7:05 PM	MASN						
129	8/23	vs. HOU	7:05 PM	MASN						
130	8/24	vs. HOU	1:35 PM	MASN						
131	8/25	vs. BOS	6:35 PM	MASN						
132	8/26	vs. BOS	6:35 PM	MASN						
133	8/27	vs. BOS	6:35 PM	MASN						
134	8/28	vs. BOS	1:05 PM	MASN						
135	8/29	at SF	10:15 PM	MASN2						
136	8/30	at SF	7:15 PM	FOX						
137	8/31	at SF	4:05 PM	MASN2						
AUGUST TOTALS: 0-0				TEAM ERA: ---		TEAM AVG: ---				
138	9/1	at SD	6:40 PM	MASN2						
139	9/2	at SD	9:40 PM	MASN2						
140	9/3	at SD	4:10 PM	MASN2						
	9/4	OFF DAY								
141	9/5	vs. LAD	7:05 PM	MASN						
142	9/6	vs. LAD	7:05 PM	MASN						
143	9/7	vs. LAD	1:35 PM	MASN						
	9/8	OFF DAY								
144	9/9	vs. PIT	6:35 PM	MASN						
145	9/10	vs. PIT	6:35 PM	MASN						
146	9/11	vs. PIT	1:05 PM	MASN						
147	9/12	at TOR	7:07 PM	MASN2						
148	9/13	at TOR	3:07 PM	MASN2						
149	9/14	at TOR	1:37 PM	MASN2						
150	9/15	at CWS	7:40 PM	MASN2						
151	9/16	at CWS	7:40 PM	MASN2						
152	9/17	at CWS	2:10 PM	MASN2						
153	9/18	vs. NYY	7:15 PM	FOX						
154	9/19	vs. NYY	7:05 PM	MASN						
155	9/20	vs. NYY	7:05 PM	MASN						
156	9/21	vs. NYY	1:35 PM	MASN						
	9/22	OFF DAY								
157	9/23	vs. TB	6:35 PM	MASN2						
158	9/24	vs. TB	6:35 PM	MASN2	FS1 <sup>+</sup>					
159	9/25	vs. TB	1:05 PM	MASN						
160	9/26	at NYY	7:05 PM	MASN						
161	9/27	at NYY	1:05 PM	MASN						
162	9/28	at NYY	3:05 PM	MASN						
SEPTEMBER TOTALS: 0-0				TEAM ERA: ---		TEAM AVG: ---				
*Indicates home sellout										
^Indicates out-of-market broadcast										
Pitchers in CAPS indicates complete game										
All times listed are Eastern										
MASN and MASN2 games can also be streamed locally via <a href="#">MASN+</a>										
All games broadcast on the Orioles Radio Network and 98 Rock 97.9 FM/HD2 & WBAL NewsRadio 1090 AM/101.5 FM										









DELAYS & POSTPONEMENTS			
DATE	OPPONENT (Reason)	TIME (Delay)	RESULT
7/20	at TB (rain)	2:36 (top 7 <sup>th</sup> )	W, 5-3
7/13	vs. MIA (inclement weather)	1:38 (pregame)	L, 11-1
7/9	vs. NYM (inclement weather)	Postponed	Rescheduled for a DH on 7/10
7/8	vs. NYM (inclement weather)	0:46 (pregame)	L, 7-6
6/19	at TB (inclement weather)	0:10 (pregame)	W, 4-1
6/13	vs. LAA (rain)	2:16 (pregame , bottom 5 <sup>th</sup> )	W, 2-0
5/28	vs. STL (rain)	0:31 (pregame)	L, 6-4
5/24 (G1)	at BOS (rain)	0:26 (pregame)	L, 6-5
5/23 (G2)	at BOS (rain)	Postponed	Rescheduled for a DH on 5/24
5/22	at BOS (rain)	Postponed	Rescheduled for a DH on 5/23
5/16	vs. WSH (inclement weather)	0:12 (pregame)	L, 4-3
5/13	vs. MIN (inclement weather)	Postponed	Rescheduled for a DH on 5/14
5/3	vs. KC (rain)	0:57 (top 2 <sup>nd</sup> )	L, 4-0
4/25	at DET (inclement weather)	Postponed	Rescheduled for a DH on 4/26
4/11	vs. TOR (rain)	Postponed	Rescheduled for a DH on 7/29

TOTAL TIME OF DELAYS: 9:32

COLDEST GAME TIME TEMPERATURE: 45 degrees, April 5 at Kansas City (W, 8-1)

WARMEST GAME TIME TEMPERATURE: 100 degrees, 2x, last: June 24 vs. Texas (L, 6-5 [10])