

GAME INFORMATION

Atlanta Braves Baseball Communications Department • Truist Park • Atlanta, GA 30339
404.522.7630 | braves.com |  /braves |  @braves |  @bravescomms |  @braves



ATLANTA BRAVES (72-83, 4th NL East, -20.0)

at

DETROIT TIGERS (85-70, 1st AL Central, +1.5)

RH Spencer Strider (6-13, 4.64) vs. RH Casey Mize (14-5, 3.88)

Game No. 156 • Away Game No. 81

September 21, 2025 • 1:40 p.m. • Comerica Park • Detroit, MI • FDSN

End of the Road

The Braves this afternoon are set to play their final road game of the 2025 season. Atlanta enters play this afternoon with a 36-44 (.450) record away from Truist Park this year.


Atlanta tied its modern-era franchise record by losing each of its first eight road games this year, including the entirety of its seven-game trip to open the season. Since the date of their first road win, April 12 at Tampa Bay, the Braves have gone an even 36-36 (.500) on the road.


Regardless of today's outcome, Atlanta's winning percentage on the road this season will be its lowest since going 35-46 (.432) in such games in 2017.


Braves Breakdown


Overall	72-83
Home.....	36-39
Road.....	36-44
Day	21-27
Night	51-56
Current Streak.....	W7
Last 5 Games	5-0
Last 10 Games	7-3
March/April.....	14-16
May.....	13-14
June.....	11-15
July.....	8-17
August.....	16-13
September	10-8
Vs. LHSP	22-19
Vs. RHSP	50-64
Series Opener.....	25-25
Series Opener at Home	13-11
Series Opener on Road.....	12-14
By Series	19-28-2
By Home Series.....	9-14-1
By Road Series.....	10-14-1
Rubber Games	8-14
Sweeps/Were Swept	4-8
Scored First	41-23
Opponent Scored First.....	31-60
1-run games	20-34
1 or 2 run games.....	29-44
Comeback Wins.....	39-31
Last AB Wins	20-19
Walkoff Wins.....	5-11
Extra Innings	8-8
Led After 6	52-10
Led After 7	53-8
Led After 8	60-2
Tied After 6	8-13
Tied After 7	9-11
Tied After 8.....	10-13
Behind After 6	12-60
Behind After 7	10-64
Behind After 8.....	2-68
Division Games	28-21
Vs. Other Divisions	44-62
Vs. A.L. Teams	21-26
Vs. N.L. Teams	51-57
Vs. A.L. East.....	6-12
Vs. A.L. Central.....	11-3
Vs. A.L. West.....	4-11
Vs. N.L. East	28-21
Vs. N.L. Central.....	14-14
Vs. N.L. West	9-22
Hit 0 HR	16-35
Hit 1+ HR.....	56-48
Hit 2+ HR.....	35-16
Scored 3 or Fewer Runs	6-61
Scored 4 or More Runs	66-22
Scored 5 or More Runs	53-12
Allowed 3 or Fewer Runs.....	49-21
Allowed 4 or More Runs.....	23-62
Allowed 5 or More Runs.....	13-51
More Hits than Opponent	60-20
Fewer Hits than Opponent	8-58
Committed No Errors	56-50
Committed 1 or More Errors..	16-33
Before All-star Game	42-53
After All-star Game.....	30-30
Starter Goes at least 5 inn.....	61-49
Starter Goes at least 6 inn.....	42-28
Starter Goes at least 7 inn.....	21-7


TODAY'S GAME: The Braves and Tigers today conclude a three-game weekend series with the only scheduled matchups between the teams this season... The two clubs are set to meet during the first month of the 2026 season next year, with a three-game set at Truist Park in Atlanta from April 28-30.


 The Braves used a ninth-inning rally to win yesterday afternoon, and have won each of the first two games of this series...Atlanta will play for the sweep this afternoon.

 Atlanta swept three games between the clubs last season, and has now won the series in each of the last five seasons these two clubs have met...The Braves won the series, two-games-to-one, in 2023, 2019 and 2016, and have not lost a series to the Tigers since getting swept in 2013.


 The Braves and Tigers have met 32 times since the advent of interleague play in 1997, and Atlanta's win last night moved the club to two games over .500 at 17-15 (.531) against Detroit all-time...Atlanta has won seven of the 11 total series between the clubs.


 The Braves are playing just their fourth series ever here at Comerica Park, and their first since 2023... Atlanta is just 5-6 in 11 total games here, but has won four straight and captured its only series win in this building (2-1) on its last visit.


 RH Spencer Strider has made one prior start against Detroit in his career, pitching here at Comerica Park on June 14, 2023...The right-hander allowed five runs over 5.0 innings in that start, but earned the win in Atlanta's victory, 10-7...Strider pitched 7.0 one-run innings in his last start, Monday night in Washington, and owns a 2.52 ERA (7 ER/25.0 IP) over his last four turns.

 RH Casey Mize has also made one prior start against Atlanta in his career, allowing five hits and two runs over 4.0 innings in a loss last June at Truist Park...The former Auburn Tiger is 5-1 over his last eight starts, pitching to a 4.85 ERA.

STREAKING: Atlanta's win yesterday afternoon was its season-best seventh consecutive victory, the longest active winning streak in the National League...Only Cleveland, which has won 10 straight games, has a longer active winning run.

 The Braves last won seven straight games in 2023, when they had four streaks of at least as many games...Its last longer run was a nine-game streak from June 24 to July 3 of that year.

 Six of Atlanta's seven victories in the streak have come by multiple runs, and the Braves have a run differential of +36 (55-19) over the seven games.

 The 55 total runs for Atlanta over the run are its most in any seven-game stretch this season, three more than any other such span of games...The Braves scored 52 times over seven games from August 13-19.

Upcoming Schedule and Probable Pitchers


DATE	OPP.	PROBABLE PITCHERS	TV	TIME
Mon, Sept. 22	vs WSH	LH Chris Sale (5-5, 2.35) vs. LH MacKenzie Gore (5-14, 4.00)	FDSN	7:15p
Tues, Sept. 23	vs. WSH	RH Hurston Waldrep (5-1, 3.04) vs. RH Brad Lord (5-8, 4.18)	FDSN	7:15p
Wed, Sept. 24	vs. WSH	RH Bryce Elder (8-10, 5.36) vs. LH Andrew Alvarez (1-1, 2.84)	FDSN	12:15p
Thurs, Sept. 25		OPEN DATE		


All times listed are Eastern; All games broadcast on 680 The Fan and the Braves Radio Network
FDSN - FanDuel Sports Network


Braves vs. Tigers

	2024	2025	All-Time
Overall	3-0	2-0	17-15
at Atlanta	3-0	---	12-9
at Turner Field (*97-16)	---	---	7-8
at Truist Park (*17)	---	---	5-1
at Detroit	---	2-0	5-6


NACHO ALVAREZ JR: Connected on the first two home runs of his career yesterday afternoon, and plated the game-tying run in the top of the ninth with a two-out single to right...It marked the first three-RBI game of his career.


 He drove a 2-2 pitch in yesterday's third inning out down the left-field line for his first home run, and later connected on a 1-1 pitch out to left-center in the eighth...Per Elias, Alvarez Jr. became the first Brave to have the first home runs of his career come in a multi-homer game since Derek Lilliquist on May 1, 1990 vs. the Mets.

 Through 18 games in September, he has batted .288/.315/.481 with a .796 OPS, four doubles and seven total RBI.


 His run-scoring single was the first game-tying RBI with two outs in the ninth inning or later for Atlanta this season, and the first since Sean Murphy homered in such a situation in Arizona on July 8, 2024.

DRAKE BALDWIN: Drove a 2-2 pitch with two outs in the third inning out to right-center yesterday for his second homer in as many games and his 18th on the season...The two-run drive gave him 75 RBI for the year.


 Dating to the 1947 season, when the first national Rookie of the Year award was presented by the BBWAA, Baldwin became just the eighth rookie to reach 18 homers and 75 RBI while playing over half his games behind the plate, and the first to do so since J.P. Arencibia in 2011.

 Of the first seven such catchers to reach Baldwin's counting stats in their rookie seasons, four were named Rookie of the Year - Earl Williams in 1971, Benito Santiago in 1987, Mike Piazza in 1993 and Geovany Soto in 2008.

TRAILING LATE: The Braves rallied with a pair of runs in the top of yesterday's ninth inning, and earned their second win this season when trailing after eight innings (May 6 vs. Cincinnati).

 Atlanta now has 16 wins this season when it trails in the seventh inning or later, fewer than just Seattle and Philadelphia, with 19, and Toronto, with 18, in all of baseball.

INTERLEAGUE: Atlanta today also concludes its final series of the season against an American League opponent, and enters play 21-26 (.447) in interleague play...The Braves had lost two straight series against AL opponents, last earning a series win by taking two-of-three against the White Sox from August 18-20.

 Dating to Major League Baseball's introduction of the balanced schedule in 2023, in which all teams across the league play at least one series per year, Atlanta's 78-61 (.561) record in interleague play ranks eighth in the majors...This year will mark the Braves' first losing record under the current format.

*Braves record in his starts; ^Runs scored while he is in the game (avg.)

Braves Bullpen Briefs

Dylan Dodd • LHP • 6-2 • 210 • 27 yrs • #46

Cutter (55.6%) -- Four-Seam (35.8%) -- Slider (8.5%)

W-L	ERA	G	IP	H	R	ER	HR	BB	SO	FIP	WHIP	H/9	BB/9	K/9
1-0	3.24	26	33.1	26	12	12	5	4	30	3.75	0.900	7.0	1.1	8.1

- Saves/Opp:** 0/1 **Holds:** 2 **1st Batter/Retired:** 25/16 **Inherited Runners/Scored:** 20/8
- **Splits** - Lefties: .311 (14-for-44) -- Righties: .156 (12-for-77) -- Home: 0-0, 4.34 ERA -- Away: 0-0, 1.84 ERA
 - Eleven of his last 12 appearances have been scoreless...Owns a 1.65 ERA in these games dating to August 4.
 - Pitched 3.2 scoreless innings of relief, Sept. 13 vs. HOU...It was the longest relief appearance of his career, and the longest scoreless relief outing by a Brave since Spencer Strider went 4.0 scoreless out of the pen on May 6, 2022.
 - Is pitching primarily as a reliever for the first time this season...Has made 26 appearances with Atlanta and 24 with Triple-A Gwinnett out of the bullpen, after making 72 starts as a professional over the previous four years.
 - Has issued seven total walks over 58.2 innings between Atlanta & Gwinnett this season, compared to 61 strikeouts.

Raisel Iglesias • RHP • 6-2 • 190 • 35 yrs • #26

Four-Seam (38.7%) -- Changeup (28.1%) -- Sinker (23.0%) -- Slider (10.2%)

W-L	ERA	G	IP	H	R	ER	HR	BB	SO	FIP	WHIP	H/9	BB/9	K/9
4-6	3.39	66	63.2	50	25	24	8	14	68	3.40	1.005	7.1	2.0	9.6

- Saves/Opp:** 27/32 **Holds:** 2 **1st Batter/Retired:** 66/50 **Inherited Runners/Scored:** 9/5
- **Splits** - Lefties: .208 (26-for-125) - Righties: .218 (24-for-110) - Home: 3-4, 4.25 ERA - Away: 1-2, 2.28 ERA
 - He has converted 16 consecutive save opportunities, last blowing a chance on July 26 at Texas...It is tied for the longest consecutive saves streak in the majors.
 - Owns a 1.36 ERA (6 ER/39.2 IP) over his last 41 games dating to June 9, and has lowered his ERA in this span by 3.36 points for the season. (6.75 to 3.39)...His 1.4 fWAR since that date is best in the NL.
 - Became the 40th pitcher in history, and fifth active, with 250 saves when he converted on Sept. 16 vs. WSH.
 - Was named NL Reliever of the Month for August, the third consecutive August in which he has won the award.
 - Collected his 20th save of the season, August 19 vs. CWS...This year marks the seventh 20-save season of his career, and his third consecutive with Atlanta...His 95 saves with the Braves rank fifth in franchise history.

Pierce Johnson • RHP • 6-2 • 202 • 34 yrs • #38

Curveball (72.2%) -- Four-Seam (22.5%) -- Cutter (5.2%)

W-L	ERA	G	IP	H	R	ER	HR	BB	SO	FIP	WHIP	H/9	BB/9	K/9
3-3	2.54	62	56.2	45	17	16	7	18	56	3.78	1.112	7.1	2.9	8.9

- Saves/Opp:** 1/4 **Holds:** 15 **1st Batter/Retired:** 62/49 **Inherited Runners/Scored:** 28/10
- **Splits** - Lefties: .250 (22-for-88) - Righties: .202 (23-for-114) - Home: 2-0, 0.94 ERA -- Away: 1-3, 4.18 ERA
 - Owns career bests in ERA (2.40), bWAR (1.5), WHIP (1.112) & walks per 9.0 (2.9) this season.
 - His 2.54 ERA on the season ranks eighth in the National League among right-handers with as many appearances... Dating to his Braves debut on July 26, 2023, his 2.70 ERA ranks 11th in the NL, regardless of pitching hand, among relievers with at least 100 appearances.
 - Has thrown 663 curveballs curveballs this season, and throws the pitch 72.2% of the time...No other reliever in baseball has thrown even 400 curveballs this year.

Tyler Kinley • RHP • 6-4 • 220 • 34 yrs • #45

Slider (64.2%) -- Four-Seam (23.5%) -- Curveball (11.3%) -- Changeup (0.9%)

W-L	ERA	G	IP	H	R	ER	HR	BB	SO	FIP	WHIP	H/9	BB/9	K/9
6-3	4.06	69	68.2	50	34	31	5	33	70	3.63	1.209	6.5	4.3	9.2

- Saves/Opp:** 3/6 **Holds:** 12 **1st Batter/Retired:** 69/56 **Inherited Runners/Scored:** 25/9
- **Splits** - Lefties: .200 (23-for-115) - Righties: .193 (27-for-140) - Home: 2-1, 5.17 ERA - Away: 4-2, 3.13 ERA
 - Owns a scoreless streak of 18.1 consecutive innings spanning his last 17 appearances...It is tied for the longest active scoreless streak in baseball, and the longest of his career.
 - Atlanta acquired him via trade from Colorado on July 30, and through 20 appearances with the Braves he owns a 5-0 record with a 0.43 ERA (1 ER/21.0 IP)...He pitched to a 5.66 ERA in 49 games with Colorado.
 - Owns **1.1** bWAR in just 20 games with the Braves...Compiled -0.4 bWAR over 134 games with the Rockies since the start of 2023.

Jhancarlos Lara • RHP • 6-3 • 190 • 22 yrs • #81

Pitching line and splits below are from MiLB

W-L	ERA	G	IP	H	R	ER	HR	BB	SO	FIP	WHIP	H/9	BB/9	K/9
0-9	7.73	34	68.2	53	64	59	9	65	104	---	1.718	6.9	8.5	13.6

- Saves/Opp:** 0/0 **Holds:** 0 **1st Batter/Retired:** 0/0 **Inherited Runners/Scored:** 0/0
- **Splits** - Lefties: .194 (24-for-124) - Righties: .230 (29-for-126) - Home: 0-5, 8.80 ERA -- Away: 0-4, 6.92 ERA
 - Was selected by Atlanta yesterday & his first appearance will mark his major league debut...Is rated by MLB.com as the Braves' No. 21 prospect.
 - Has struck out 104 batters over just 68.2 innings, including 78 Ks in 51.0 IP with Triple-A Gwinnett...Among the 248 pitchers to throw at least 50.0 innings in Triple-A this season, Lara's 13.76 strikeouts per 9.0 innings ranks second.
 - In 34 games, 14 starts, with Triple-A Gwinnett (28) and Double-A Columbus (6) this season, pitched to a 7.73 ERA (59 ER/68.2 IP) and fanned 104...In 84 career MiLB games, is 7-22 with a 4.72 ERA.

Dylan Lee • LHP • 6-3 • 214 • 31 yrs • #52

Slider (55.5%) -- Four-Seam (31.2%) -- Changeup (13.3%)

W-L	ERA	G	IP	H	R	ER	HR	BB	SO	FIP	WHIP	H/9	BB/9	K/9
2-4	3.24	72	66.2	52	26	24	12	14	73	3.93	0.990	7.0	1.9	9.9

- Saves/Opp:** 2/9 **Holds:** 17 **1st Batter/Retired:** 72/57 **Inherited Runners/Scored:** 29/7
- **Splits** - Lefties: .198 (21-for-106) - Righties: .226 (31-for-137) - Home: 1-1, 3.48 ERA - Away: 1-3, 3.00 ERA
 - Allowed his first run of September in his last appearance, yesterday at Detroit.
 - Owns a 5.28 ERA over 34 games dating to July 1...Pitched to a 1.67 ERA in 38 games through June 30.
 - Has thrown his slider 596 times, and has surrendered just 21 hits on it...**Among pitchers that have thrown as many, those 21 hits are the fewest in Major League Baseball.**
 - Owns the fifth-best ERA (2.71) of any left-handed pitcher with at least 100 appearances since the 2024 season.

Hunter Stratton • RHP • 6-4 • 225 • 28 yrs • #65

Four-Seam (46.1%) -- Slider (28.4%) -- Cutter (21.9%) -- Sinker (2.3%) -- Split Finger (1.3%)

W-L	ERA	G	IP	H	R	ER	HR	BB	SO	FIP	WHIP	H/9	BB/9	K/9
1-1	5.82	13	17.0	23	12	11	3	5	13	5.32	1.647	12.2	2.6	6.9

- Saves/Opp:** 1/2 **Holds:** 2 **1st Batter/Retired:** 13/7 **Inherited Runners/Scored:** 7/5
- **Splits** - Lefties: .424 (14-for-33) -- Righties: .231 (9-for-39) -- Home: 0-0, 12.27 ERA -- Away: 0-1, 4.05 ERA
 - Was recalled by Atlanta on Sept. 12, his fifth stint with the club after being acquired from the Pirates on July 1... Owns a 2.51 ERA (4 ER/14.1 IP) over 10 total games with the Braves.
 - Before his Braves debut on July 25, all of his major league experience had come with the Pittsburgh Pirates, including three games this season...Has pitched to a 3-2 lifetime record and a 3.92 lifetime ERA (29 ER/66.2 IP).
 - In 11 games with Triple-A Gwinnett (10) and Double-A Columbus (1) this season, has pitched to a 1.46 ERA.

Nathan Wiles • RHP • 6-4 • 228 • 27 yrs • #71

Changeup (37.5%) -- Four-Seam (37.5%) -- Cutter (25.0%)

W-L	ERA	G	IP	H	R	ER	HR	BB	SO	FIP	WHIP	H/9	BB/9	K/9
0-0	27.00	1	1.0	4	3	3	0	0	1	1.12	4.000	36.0	0.0	9.0

- Saves/Opp:** 0/0 **Holds:** 0 **1st Batter/Retired:** 1/0 **Inherited Runners/Scored:** 0/0
- **Splits** - Lefties: 1.000 (3-for-3) -- Righties: .333 (1-for-3) -- Home: 0-0, 27.00 ERA -- Away: 0-0, ---
 - Was recalled Tuesday...His only appearance this year, April 22 vs. STL, marked his major league debut.
 - Has pitched in 25 games and made 19 starts for Triple-A Gwinnett this season, his first in the Braves' system...Is 6-8 with a 3.04 ERA (38 ER/112.2 IP) with the Stripers, with 105 strikeouts.
 - Attended the University of Oklahoma, where he was teammates with Arizona Cardinals quarterback Kyler Murray and Nationals starting pitcher Jake Irvin.

Team Bullpen Totals

W-L: 30-26 **SV-OPP:** 31-51 **ERA:** 4.24
IP: 543.1 **R:** 276 **ER:** 256
HITS/HR: 475/74 **BB:** 210 **SO:** 525
1st Batter Faced/Retired/Pct.: 496/349 (70.4%)
Inherited Runners/Scored/Pct.: 210/83 (39.5%)
Home ERA: 4.58 **Road ERA:** 3.86

Braves Bullpen By Month

Month	W-L	ERA	SV-OP	IP	H	R	ER	BB	SO	HR
April	8-3	3.59	6-10	85.1	58	35	34	40	81	9
May	3-5	3.26	4-8	85.2	77	37	31	36	87	8
June	1-1	3.40	2-4	76.2	64	31	29	25	83	7
July	4-6	6.02	4-8	104.2	100	76	70	43	102	17
August	8-2	3.76	11-13	107.2	100	47	45	36	90	17
September	4-2	4.83	4-8	63.1	56	37	34	23	63	12

Bullpen Ranks

	ERA	IP	*H	*BB/9	K/9	*HR/9	HLD	SV
N.L. Rank:	9th	12th	3rd	9th	6th	12th	14th	14th
MLB Rank:	19th	25th	5th	16th	14th	24th	T28th	27th

**1st = Best*

Most Recent Appearances

DYLAN DODD

DATE	OPP	DEC.	IP	H	R	ER	BB	SO	HR
9/2	at CHI	ND	1.0	0	0	0	0	0	0
9/7	vs. SEA	ND	3.1	5	3	3	0	2	1
9/13	vs. HOU	ND	3.2	0	0	0	2	4	0
9/17	at WSH	H, 2	0.1	2	0	0	0	0	0
9/20	at DET	W, 1-0	1.0	0	0	0	0	1	0
Last 5		1-0, 2.89	9.1	7	3	3	2	7	1

RAISEL IGLESIAS

DATE	OPP	DEC.	IP	H	R	ER	BB	SO	HR
9/8	vs. CHI	S, 25	1.0	0	0	0	0	1	0
9/10	vs. CHI	ND	1.0	2	0	0	1	0	0
9/14	vs. HOU	ND	1.0	0	0	0	0	2	0
9/16	at WSH[1]	S, 26	1.0	0	0	0	1	2	0
9/20	at DET	S, 27	1.0	0	0	0	0	0	0
Last 5		0-0, 0.00	5.0	2	0	0	2	5	0

PIERCE JOHNSON

DATE	OPP	DEC.	IP	H	R	ER	BB	SO	HR
9/10	vs. CHI	ND	1.0	2	0	0	0	1	0
9/14	vs. HOU	ND	1.0	1	0	0	0	1	0
9/16	at WSH[1]	ND	1.0	2	1	1	0	1	0
9/17	at WSH	ND	0.2	1	0	0	0	0	0
9/20	at DET	ND	0.1	1	1	1	0	1	1
Last 5		0-0, 4.50	4.0	7	2	2	0	4	1

TYLER KINLEY

DATE	OPP	DEC.	IP	H	R	ER	BB	SO	HR
9/8	vs. CHI	H, 12	1.0	0	0	0	0	1	0
9/10	vs. CHI	ND	1.1	0	0	0	1	2	0
9/13	vs. HOU	ND	1.0	0	0	0	0	0	0
9/16	at WSH[2]	W, 6-3	2.0	2	0	0	0	1	0
9/19	at DET	ND	1.0	0	0	0	0	0	0
Last 5		1-0, 0.00	6.1	2	0	0	1	4	0

JHANCARLOS LARA

DATE	OPP	DEC.	IP	H	R	ER	BB	SO	HR
8/22	at MEM*^	ND	4.0	2	3	2	4	5	0
8/28	vs. NOR*^	ND	2.2	1	2	2	3	6	0
9/3	vs. DUR*^	L, 0-7	4.0	6	5	5	2	8	2
9/9	at NAS*^	L, 0-8	4.0	3	7	6	6	4	0
9/14	at NAS*^	L, 0-9	2.0	2	4	4	2	4	1
Last 5 w/ MiLB		0-3, 10.26	16.2	14	21	19	17	27	3

DYLAN LEE

DATE	OPP	DEC.	IP	H	R	ER	BB	SO	HR
9/10	vs. CHI	ND	0.2	0	0	0	0	1	0
9/14	vs. HOU	H, 16	1.0	0	0	0	0	1	0
9/15	at WSH	ND	1.0	0	0	0	0	0	0
9/17	at WSH	H, 17	1.1	0	0	0	0	2	0
9/20	at DET	ND	0.2	1	1	1	0	2	0
Last 5		0-0, 1.93	4.2	1	1	1	0	6	0

HUNTER STRATTON

DATE	OPP	DEC.	IP	H	R	ER	BB	SO	HR
9/11	at NSH^	ND	0.0	2	1	0	0	0	0
9/14	vs. HOU	W, 1-1	2.0	2	1	1	1	2	1
9/17	at WSH	H, 2	0.2	0	0	0	0	1	0
9/19	at DET	ND	1.0	0	0	0	0	2	0
9/20	at DET	BS, 1	1.0	1	1	1	0	0	1
Last 4 w/ ATL		1-0, 3.86	4.2	3	2	2	1	5	2

NATHAN WILES

DATE	OPP	DEC.	IP	H	R	ER	BB	SO	HR
8/15	vs. LOU*^	L, 5-8	4.1	6	3	3	4	2	2
8/20	at MEM^	S, 1	3.0	5	3	3	2	1	0
8/26	vs. NOR^	ND	2.0	1	0	0	1	0	0
9/4	vs. DUR*^	ND	5.0	4	0	0	0	5	0
9/10	at NAS^	W, 6-8	2.0	3	0	0	0	4	0
Last 5 w/ MiLB		1-1, 3.31	16.1	19	6	6	7	12	2

*^ with Gwinnett; * as starter*

Notes!

Dating to June 13, three of the five lowest reliever ERAs in the National League (min. 30 appearances) belong to Atlanta pitchers.

Tyler Kinley leads all NL relievers with a 1.35 ERA since that date, while Raisel Iglesias (1.40) ranks second and Pierce Johnson (1.62) ranks fifth.

The other 24 relievers to pitch out of Atlanta's bullpen since that date, however, have compiled a 5.80 ERA.

Braves Bits	
Ronald Acuña Jr. • OF • 6-0 • 205 • 27 yrs • #13	
DET Series: .143 (1–7, 3 R, HR, 2 RBI, 3 BB) Last HR: 9/19/25 at DET (C. Morton)	
Road Trip: .409 (9–22, 7 R, 2 HR, 3 RBI, 8 BB) Current Streak: 0–6	
Season Long Streak: 8 games (2x, last: 6/9–18, .577, 15–for–26, 4 HR, 7 RBI, 11 R, 9 BB)	
<div><ul style="list-style-type: none">On September 8, snapped his 25-at-bat hidless spell, which was the longest of his career and the longest active in MLB...Since that date, has batted .341 (15–for–44) with 10 runs, three homers, five RBI and nine walks.Reached base five times on August 27 without recording a hit, becoming one of just four major leaguers since 2020 to do so...Joey Bart (PIT) was the last to do so on August 1 earlier this season...Only five Braves have done it in the franchise’s modern era, the last being Dale Murphy (5 BB, April 22, 1983).Has three leadoff homers this season and 37 in his career – most in franchise history.</div>	
Ozzie Albies • INF • 5-8 • 165 • 28 yrs • #1	
DET Series: .500 (4–8, 2 R, 2 RBI, BB) Last HR: 9/8/25 vs. CHC (S. Imanaga)	
Road Trip: .261 (6–23, 4 R, 5 RBI, 4 BB) Current Streak: 2 games (4–8, 2 R, 2 RBI, BB)	
Season Long Streak: 14 games (5/13–5/29, 18–for–52, HR, 4 2B, 7 RBI, 8 R, 7 BB, HBP)	
<div><ul style="list-style-type: none">In 48 games since July 29, is batting .375 (24-for-64) against left-handed pitching... Among MLB hitters with at least 60 plate apperances against lefties since then, that average is the best.Has been successful in 81.0% of his career steal attempts, the best percentage in franchise history (min. 75 attempts).Since August 26, his 11 extra-base hits are tied for 11th in the National League.In his last 37 games, dating to August 12, has scored 23 runs and logged seven doubles, seven home runs and 29 RBI...Has slashed .293/.329/.493 (44-for-150) with an .823 OPS.From August 27–28, had nine RBI in two games – and is the only Brave since 2021 to meet that criteria...Has done so two other times since then.</div>	
Nick Allen • INF • 5-8 • 166 • 26 yrs • #2	
DET Series: ---- Last HR: 4/25/24 at NYY (N. Cortes)	
Road Trip: .000 (0–2) Current Streak: 0–3	
Season Long Streak: 5 games (5/15–5/20, 6–for–16, 3 RBI, 2 R, 3 BB, SB)	
<div><ul style="list-style-type: none">Hasn’t homered in 399 consecutive at-bats, dating to April 25, 2024...That’s the longest active streak in MLB.Defensively, he ranks sixth in the majors, regardless of position, in Outs Above Average (17, tied)...Is tied for fourth among shortstops in Defensive Runs Saved (12) behind Taylor Walls (TB, 17), Mookie Betts (17) and Corey Seager (16).</div>	
Nacho Alvarez Jr. • INF • 5-10 • 190 • 22 yrs • #67	
DET Series: .500 (4–8, 3 R, 2 HR, 3 RBI) Last HR: 9/20/25 at DET (K. Finnegan)	
Road Trip: .289 (7–18, 4 R, 2 HR) Current Streak: 3 games (6–12, 3 R, 2 HR, 4 RBI)	
Season Long Streak: 7 games (8/17–23, 11-for-27, 6 R, 3 2B, 3 RBI, BB)	
<div><ul style="list-style-type: none">Last night homered twice, the first of which was his first MLB longball...The last Brave to have his first career home run come as part of a multi-homer effort was Derek Lilliquist on May 1, 1990 against the New York Mets.Since July 19, is tied for second on the team in doubles (12) behind Matt Olson.Has 30 hits in his last 33 games, including at least one knock in 21 of those 33 contests.His seven-game hitting streak came to an end on August 24...It was the longest by an Atlanta rookie infielder since 2018...Alvarez batted .407 (11-for–27) during the streak.</div>	
Drake Baldwin • C • 6-0 • 210 • 24 yrs • #30	
DET Series: .375 (3–8, 2 HR, 5 RBI, BB) Last HR: 9/20/25 at DET (K. Montero)	
Road Trip: .375 (9–24, 6 R, 3 HR, 11 RBI) Current Streak: 4 games (6–14, 5 R, 2 HR, 7 RBI)	
Season Long Streak: 7 games (4/4–4/20, 9-for–24, 2 HR, 2 2B, 6 RBI, 2 R, 2 BB)	
<div><ul style="list-style-type: none">National League Rookie Ranks (min. 100 games): RBI (1st, 75), slugging percentage (1st, .454), OPS (1st, .791), batting average (1st, .271), home runs (2nd, 18), total bases (3rd, 171), OBP (4th, .337).Since 1995, just two other Atlanta rookie catchers have hit multiple go-ahead homers in a single season: William Contreras (3, 2021) and Jarrod Saltalamacchia (2, 2007).Baldwin recorded 10 RBI in the Miami Series (August 7-9), the most by any Braves rookie in a single series in the Atlanta era (since 1966).Baldwin has hit the second-most homers by an Atlanta rookie catcher, only trailing Earl Williams (33, 1971).</div>	
Vidal Bruján • INF • 5-9 • 180 • 27 yrs • #17	
DET Series: ---- Last HR: 8/10/24 vs. SD (M. Waldron)	
Road Trip: .333 (2–6, R, 2B, 2 RBI) Current Streak: 0–2	
Season Long Streak: 4 games (8/18–23), 7–7, .571, 2 R, 2 RBI)	
<div><ul style="list-style-type: none">This season, the switch-hitter has batted .243 (17-for–70) against right-handed pitchers and .214 (3-for–14) against southpaws.In 2020, peaked at No. 45 in MLB.com’s prospect rankings while in Tampa Bay’s system.</div>	
Michael Harris II • OF • 6-0 • 195 • 24 yrs • #23	
DET Series: .000 (0–6, 2 BB) Last HR: 8/27/25 at MIA (F. Tarnok)	
Road Trip: .261 (6–23, 3 R, 2B, 2 BB) Current Streak: 0–6 (2 BB)	
Season Long Streak: 12 games (8/8–19, .471, 24-for-51, 6 HR, 4 2B, 17 RBI, 11 R)	
<div><ul style="list-style-type: none">Has drawn a walk in consecutive games for just the second time this season, also doing so from May 9–10.Since August 9, is tied for seventh in the National League with 28 RBI.From July 22–August 18, led the majors in hits (46), batting average (.426), slugging percentage (.778), triples (3), extra-base hits (19, tied), total bases (84) and OPS (1.214).Is one of six qualified batters with a higher home run (2.8%) rate than walk rate (2.6%), and the only one in the N.L.....The last Brave to do so throughout a full season was Jeff Francoeur in 2006.Has 21 multi-hit efforts dating to July 22 vs. San Francisco, tied for fourth most in MLB.Has drawn just 16 walks this season, the fewest among MLB qualifiers.From July 22–August 18, recorded 46 hits in a 26-game span, the most by any Brave in 26 games since Martín Prado in 2010 (47 hits)...Harris is the only player with a matching span this season, and the first since Bobby Witt Jr. (47 hits) last season.</div>	
Ha-Seong Kim • INF • 5-10 • 200 • 29 yrs • #9	
DET Series: .222 (2–9, 2 R, HR, 2 RBI) Last HR: 9/19/25 at DET (C. Paddock)	
Road Trip: .348 (8–23, 8 R) Current Streak: 8 games (12–30, 9 R, 2B, HR, 6 RBI, 3 BB)	
Season Long Streak: 8 games, 9/13-pres. (12-30, .400, 9 R, 2B, HR, 6 RBI, 3 BB)	
<div><ul style="list-style-type: none">In 41 games this season, has slashed .255/.323/.366 (37-for–145) with eight extra-base hits.Is the first Braves shortstop in more than a year to fashion a hitting streak of at least eight games...The last to do so was Orlando Arcia (13 games) from July 20–August 2, 2024.From 2022–23, accumulated 10.4 bWAR, 10th-most in the N.L. and 18th-most in Major League Baseball.Is a .308 career batter at Truist Park (23-for–78), including three home runs and 14 RBI...Has an .858 OPS in the venue.Won a Gold Glove Award as a utility man in 2023 for San Diego.Finished 14th in National League MVP voting in 2023 after he slashed .260/..351/..398.</div>	

Sandy León • C • 5-10 • 235 • 36 yrs • #8	
DET Series: .000 (0–4) Last HR: 9/14/25 vs. HOU (C. Kimbrel)	
Road Trip: .000 (0–7) Current Streak: 0–7	
Season Long Streak: 1 game (9/14, 1–4, 3 RBI)	
<div><ul style="list-style-type: none">On September 14, homered in just his fifth major league at-bat this season, and for the first time since September 22, 2021 while with the Miami Marlins...Homered off Craig Kimbrel, his former teammate and fellow champion of the 2018 World Series.Tied for second on Gwinnett's roster with 10 home runs at the time of his call-up.The switch hitter owns a career average of .201 against right-handed pitchers and a .220 mark against left-handed pitchers.Won the 2018 World Series with the Boston Red Sox, catching 10 games of the postseason run...In 17 games of postseason experience, has batted .250/294/375 (8-for-32) with two extra-base hits.</div>	
Matt Olson • INF • 6-5 • 235 • 31 yrs • #28	
DET Series: .143 (1–7, 2 R, 2B, RBI, 2 BB) Last HR: 9/17/25 at WSH (S. Lao)	
Road Trip: .407 (11–27, 3 HR, 10 RBI) Current Streak: 0–6	
Season Long Streak: 11 games (6/8–6/20, 15-for–41, 2 HR, 5 2B, 15 RBI, 7 R, 7 BB)	
<div><ul style="list-style-type: none">MLB Ranks: Doubles (T3rd, 40), Hard-Hit Outs (T4th, 63), walks (T9th, 88).Since August 12, a span of 37 games, leads MLB with 23 extra-base hits.Yesterday snapped his streak of at least extra-base hit in seven consecutive games, which was the longest active streak in MLB...It's tied for the longest streak of his career, drawing even with another seven-game streak that lasted August 24–30, 2024.Yesterday snapped his streak of having an RBI in seven straight games, which was the longest active streak in MLB and tied for the second longest streak of his career...Had an RBI in 11 straight contests from July 28–August 8, 2023.From September 13 through Game 1 of the doubleheader on September 16, homered in four consecutive games...Has now gone deep in four straight games on three total occasions in his career, most recently from September 3–7, 2024 before this instance.Has seen the most pitches in MLB this season (3,016), and ranks fourth in pitches per plate appearance (4.36).Since the beginning of August, has slashed .322/.397/.585 (59-for-183) with 26 extra-base hits, tied for second most in MLB...Has drawn 22 walks in that time.Has started nine double plays at first base this season, most in the N.L. and second most in MLB...Since joining Atlanta in 2022, his 40 double plays started from first are most in the majors and 11 more than any other first baseman.Leads the N.L. in doubles, and only trails Bo Bichette (TOR, 44) and Bobby Witt Jr. (KC, 43).Leads all first basemen in Defensive Runs Saved (17)...The next closest player is Carlos Santanta with 11.On August 10 vanquished his 19-game homerless spell, his longest this season and longest since his career-worst 26-game drought that occurred from April 8–May 8, 2024.Dating to May 2, 2021, he's played in 775 consecutive regular season games; the longest active streak in baseball...It's the second-longest streak since 2000, following Miguel Tejada (1,152, 2000–07)...Since joining Atlanta prior to the 2022 season, he's played in each of the club's 640 regular season games.</div>	
Marcell Ozuna • DH • 6-1 • 225 • 34 yrs • #20	
DET Series: .000 (0–4) Last HR: 8/13/25 at NYM (P. Blackburn)	
Road Trip: .278 (5–18, R, 2 2B, 3 RBI) Current Streak: 0–5	
Season Long Streak: 5 games (2x, last: 5/24–5/30, 6-for–18, 2 R, 5 BB)	
<div><ul style="list-style-type: none">MLB Ranks: Walks (8th, 90).Is batting .414 on the first pitch this season.Owns a career-best 15.9% walk rate this season, third-highest among all qualifiers behind Aaron Judge (NYY, 18.0%) and Juan Soto (NYM, 17.7%).From August 7–13, belted five home runs and logged 11 RBI in a six-game span – the third time in his career he's played to those parameters.</div>	
Jurickson Profar • OF • 5-11 • 184 • 32 yrs • #7	
DET Series: .333 (3–9, 2 R, 2B, RBI, BB) Last HR: 9/16/25 at WSH (J. Irvin)	
Road Trip: .240 (6–25, 5 R, HR, 3 RBI, 4 BB) Current Streak: 2 games (3–9, 2B, RBI)	
Season Long Streak: 8 games, Sept. 9–16 (9-30, 6 R, 2B, HR, 3 RBI, 5 BB)	
<div><ul style="list-style-type: none">Since the All-Star Break, has batted .257 (59-for-230) with a .376 OBP.Since his reinstatement on July 2, he's started 69 games in left field...He's hitting .263 (73-for-278) with 14 home runs, 16 doubles, 42 RBI, 53 runs and 40 walks.He is just the ninth player in Atlanta franchise history (since 1966) with at least 25 runs and 25 RBI in a single calendar month (August), and the first since Gary Sheffield scored 26 times and drove in 27 in August of 2003.From July 18–August 27, drew 33 walks, most in MLB in that time.Logged 13 RBI across a five-game span from August 17–22...Those are easily the most in any five-game span of his career, surpassing a nine-RBI instance in 2019 with the Athletics...Since RBI became official in 1920, Profar is one of just five MLB players to record 13 RBI in a five-game span exclusively out of the leadoff position...He joins Jack Tobin (SLB, 1923), Max Kepler (MIN, 2019), Kyle Schwarber (WSH, 2021) and Shohei Ohtani (LAD, 2024)...Research confirmed by Elias...Since 2008, he joins three other Braves in driving in 13 runs in a five-game span: Freddie Freeman (16 RBI, 2020), Ozzie Albies (13 RBI, 2021) and Austin Riley (16 RBI, 2023).</div>	
Eli White • OF • 6-2 • 195 • 31 yrs • #36	
DET Series: ---- Last HR: 9/12/25 vs. HOU (C. Gordon)	
Road Trip: .000 (0–4, RBI) Current Streak: 0–5 (R, RBI, SB)	
Season Long Streak: 8 games (2x, last: 5/3-5/10, 9-for-29, 2B, 2 3B, 2 RBI, 3 R, 2 BB, SB)	
<div><ul style="list-style-type: none">Has hit nine of his 19 career home runs this season.Among players with as many-or-fewer at-bats this season (252), his nine home runs are tied for ninth in Major League Baseball.Five of his last nine hits have been home runs, and six of those nine have gone for extra bases, dating to August 2 at Cincinnati.</div>	
Luke Williams • INF • 6-1 • 186 • 28 yrs • #37	
DET: ---- Last HR: 7/3/22 at WSH (E. Fedde)	
Road Trip: ---- Current Streak: 1 game (1-1)	
Season Long Streak: 2 games (5/29-5/30, 2-for-6, 2B, 2 RBI)	
<div><ul style="list-style-type: none">Among the 32 pitchers that have logged at least 5.0 innings pitched for Atlanta this season, Williams' 3.00 ERA (2 ER/6.0 IP) ranks sixth.Is one of two N.L. players this season with at least three hits and three pitching strikeouts (also: S. Ohtani, LAD).Owns a 95.0 average exit velocity since July 29, best on Atlanta's club (min. 10 PA)... Matt Olson ranks second at 92.7 mph.Has a 16.0% strikeout rate in his six pitching appearances.</div>	

Braves Blasts			
HOME RUN BREAKDOWN			
Braves Solo.	102	Opponent Solo.	103
Braves 2-Run.	51	Opponent 2-Run.	58
Braves 3-Run.	23	Opponent 3-Run.	22
Braves Grand Slams.	3	Opponent Grand Slams.	3
Braves Total.	179	Opponent Total.	186

2025 BRAVES BACK-TO-BACK HOMERS (8)				
Date	Opp.	Inning	Hitters	Opposing Pitchers(s)
4/4	vs. MIA	7th	Ozuna-Olson	George Soriano
4/12	at TB	8th	Albies-Murphy	Hunter Bigge
5/16	at BOS	2nd	Olson-Murphy	Garrett Crochet
5/17	at BOS	1st	Olson-Ozuna	Lucas Giolito
5/22	at WSH	1st	Olson-Ozuna	Trevor Williams
6/5	vs. AZ	6th	Acuña Jr.-Baldwin	Tommy Henry
8/7	vs. MIA	1st	Baldwin-Ozuna	Eury Pérez
9/15	at WSH	4th	Profar-Olson	Jake Irvin
MULTI-HOMER GAMES				
Player	Career	2025	Last	
Olson	25	0	9/19/24 at CIN	
Ozuna	23	1	8/9/25 vs. MIA (G2)	
Three-Homer Game (1)		0	9/1/20 at BOS	
Albies	10	1	8/27/25 at MIA	
Riley	8	2	5/4/25 vs. LAD	
Murphy	6	2	7/11/25 at STL	
Profar	6	2	8/27/25 at MIA	
Harris II	5	0	9/19/24 at CIN	
Kelenic	2	0	9/29/22 vs. TEX	
White	2	1	8/2/25 at CIN	
Allen	1	0	8/6/23 vs. SF	
Baldwin	1	1	8/7/25 vs. MIA	
Alvarez Jr.	1	1	8/20/25 at DET	

LEADOFF HOMERS			
Player	Career	2025	Last
Albies	10	0	4/23/22 vs. MIA (E. Hernández)
Profar	9	2	8/27/25 at MIA (R. Gusto)
Harris II	2	0	9/17/24 at CIN (B. Williamson)
Kelenic	2	0	6/29/24 vs. PIT (P. Skenes)

GAME-ENDING HOMERS			
Player	Career	2025	Last
Albies	3	0	6/8/23 vs. NYM (T. Hunter)
Olson	3	0	7/24/20 vs. LAA (H. Milner)
Ozuna	2	1	4/10/25 vs. PHI (J. Ross)
Murphy	1	0	4/10/23 vs. CIN (D. Law)
Williams	1	0	6/9/21 vs. ATL (W. Smith)

GRAND SLAMS			
Player	Career	2025	Last
Olson	9	1	7/2/25 vs. LAA (R. Zeferjahn)
Ozuna	7	0	5/23/23 at MIA (B. Garrett)
Albies	5	0	6/11/22 vs. PIT (C. Stratton)
Profar	4	0	6/25/24 vs. WSH (D. Law)
Murphy	2	1	6/28/25 vs. PHI (J. Romano)
Riley	2	0	7/27/21 at NYM (J. Eickhoff)
Harris II	2	1	8/13/25 at NYM (R. Garrett)

PINCH-HIT HOMERS			
Player	Career	2025	Last
White	1	1	9/12/25 vs. HOU (C. Gordon)
Kelenic	1	0	5/6/22 vs. TB (R. Thompson)
Ozuna	1	0	6/29/14 vs. OAK (T. Milone)
Profar	1	0	9/26/13 vs. LAA (M. Kohn)

INSIDE-THE-PARK HOMERS			
Player	Career	2025	Last
Olson	1	1	5/5/25 vs. CIN (B. Singer)

EJECTIONS			
Player/Manager	Career	2025	Last
Snitker	22	2	8/27/25 at MIA (Mark Wegner)
Profar	3	0	4/20/24 vs. TOR (Ramon De Jesus)
Kelenic	2	0	5/3/23 at OAK (Nestor Ceja)
Ozuna	1	0	8/5/23 at CHC (Ryan Blakney)

Major League Debuts				
Date	Player	Age (Y-D)	Opp.	Batting/Pitching Line
3/27	Drake Baldwin	23-364	at SD	0-for-3, walk
4/22	Nathan Wiles	26-294	vs. STL	ReL., 1.0 IP, 4 H, 3 ER, 1 K, 2 BB, 24 pitches, ND
6/20	Didier Fuentes	20-003	at MIA	GS, 5.0 IP, 6 H, 4 ER, 3 K, 1 BB, 87 pitches, L
9/2	Rolddy Muñoz	25-141	at CHC	ReL., 2.0 IP, 0 H, 0 ER, 1 K, 2 BB, 26 pitches, ND
9/2	Hayden Harris	26-185	at CHC	ReL., 1.0 IP, 0 H, 0 ER, 0 K, 0 BB, 12 pitches, ND

Record by Uniform		
Home White	27-23	Road Gray
Red Alternate	15-13	Navy Alternate
City Connect.	7-6	

Score by Inning										
	1	2	3	4	5	6	7	8	9	Extras
Totals										
Opponent	75	80	106	91	62	69	78	64	62	12
Braves	75	53	68	90	72	92	61	100	61	15

Braves Injured/Inactive List					
Player	Pos.	Injury	7/10/15/60-day IL	Date on IL/List	Date off IL/List
Joe Jiménez	RHP	Left knee articular cartilage injury	60-day	March 25 (Retro. March 24)	—
Reynaldo López	RHP	Right shoulder inflammation	60-day	March 31 (Retro. March 29)	—
AJ Smith-Shawver	RHP	Strained right elbow	60-day	May 29	—
Spencer Schwellenbach	RHP	Fractured right elbow	60-day	July 2 (Retro. June 29)	—
Grant Holmes	RHP	Right elbow inflammation	60-day	July 27	—
Austin Riley	INF	Strained lower abdominal muscle	10-day	August 4	—
Aaron Bummer	LHP	Left shoulder inflammation	60-day	August 24	—
Sean Murphy	C	Right hip labral tear	10-day	September 8	—
Daysbel Hernández	RHP	Right shoulder inflammation	15-day	September 12 (Retro. September 9)	—
Jake Fraley	OF	Strained right oblique muscle	10-day	September 14 (Retro. September 11)	—
Sean Murphy	C	Fractured left ribcage	10-day	March 25 (Retro. March 24)	April 6
Aaron Bummer	LHP	Bereavement list	---	April 11	April 14
Spencer Strider	RHP	Right elbow UCL injury	15-day	March 25 (Retro. March 24)	April 16
Spencer Strider	RHP	Strained right hamstring	15-day	April 21 (Retro. April 18)	May 19
Ronald Acuña Jr.	OF	Left knee ACL reconstruction	10-day	March 25 (Retro. March 24)	May 23
Nacho Alvarez Jr.	INF	Left wrist inflammation	60-day	March 25 (Retro. March 24)	June 15
Stuart Fairchild	OF	Dislocated pinky finger	10-day	May 30	June 16
Jurickson Profar	OF	Restricted List	80 games	March 31	July 2
Daysbel Hernández	RHP	Right forearm inflammation	15-day	June 6 (Retro. June 5)	July 2
Austin Riley	INF	Strained right abdomen	10-day	July 12	July 25
Ronald Acuña Jr.	OF	Grade 1 right calf strain	10-day	July 30	August 15
Chris Sale	LHP	Fractured left ribcage	60-day	June 21 (Retro. June 19)	August 30
Luke Williams	INF	Strained left oblique muscle	10-day	August 21 (Retro. August 19)	September 1
Jurickson Profar	OF	Paternity List	---	September 2	September 4

Recent Transactions	
September 19: Selected RHP Jhancarlos Lara to the major league roster and optioned RHP Dane Dunning to Triple-A Gwinnett...To make room on the 40-man roster, designated INF Jonathan Ornelas for assignment.	
September 16: Selected LHP José Suarez to the major league roster and recalled RHP Nathan Wiles to Atlanta...Transferred C Sean Murphy to the 60-day injured list.	
September 15: Optioned RHPs Connor Seabold and Alexis Díaz to Triple-A Gwinnett following the.	
September 14: Selected INF Luke Williams to the major league roster and placed OF Jake Fraley on the 10-day injured list, backdated to September 11, with a strained right oblique muscle.	
September 12: Recalled RHP Hunter Stratton to Atlanta and placed RHP Daysbel Hernández on the 15-day injured list, backdated to September 9, with right shoulder inflammation.	
September 8: Reported RHP Alexis Díaz to Atlanta and recalled RHP Connor Seabold...Designated RHP John Brebbia for assignment...Selected C Sandy León to the major league roster and placed C Sean Murphy on the 10-day injured list with a right hip labral tear, recalled RHP Dane Dunning to Atlanta, and optioned LHP Hayden Harris to Triple-A Gwinnett.	
September 7: Claimed RHP Alexis Díaz off waivers from the Los Angeles Dodgers...Optioned RHP Rolddy Munoz to Triple-A Gwinnett following the game.	
September 6: Outrighted INF Luke Williams to Triple-A Gwinnett.	
September 4: Reinstated OF Jurickson Profar from the paternity list and recalled RHP Daysbel Hernández to Atlanta...Designated INF Luke Williams for assignment and released RHP Cal Quantrill from the roster...RHP Wander Suero was claimed off waivers by the New York Mets.	

Game-Ending RBI					
Player	Number	Last	Player	Number	Last
Albies	7	7/20/24 (SF)	Olson	5	8/4/21 (2B)
Allen	-	-	Ornelas	-	-
Baldwin	1	5/8/25 (1B)	Ozuna	7	5/6/25 (1B)
Harris II	2	4/24/24 (2B)	Profar	3	6/24/24 (1B)
Kelenic	1	8/13/21 (BB)	Riley	4	6/17/25 (SF)
León	1	4/5/17 (HR)	White	-	-
Murphy	2	9/8/24 (FC)	Williams	1	6/9/21 (HR)
Braves walk-off wins in 2025: 5 (June 17 vs. New York (NL) – Riley, SF)					

Starts by Batting Order	
1: Profar – 65, Acuña Jr. – 43, Verdugo – 26, Harris II – 13, Albies – 5, White – 3	6: Albies – 54, Harris II – 32, Murphy – 24, Baldwin – 16, Kim – 6, Ozuna – 6, De La Cruz – 5, Verdugo – 5, White – 3, Acuña Jr. – 2, Allen – 1, Profar – 1
2: Olson – 80, Riley – 52, Baldwin – 10, Albies – 6, Verdugo – 5, Ozuna – 1, White – 1	7: Harris II – 31, Albies – 25, White – 24, Murphy – 18, Alvarez Jr. – 13, Verdugo – 10, Baldwin – 8, De La Cruz – 5, Fairchild – 5, Ozuna – 5, Kelenic – 3, Bruján – 2, Arcia – 1, Kim – 1, Acuña Jr. – 1, León – 1
3: Ozuna – 51, Acuña Jr. – 39, Riley – 26, Olson – 23, Baldwin – 9, Albies – 7	8: Harris II – 47, White – 27, Alvarez Jr. – 22, Allen – 13, Kelenic – 9, Fairchild – 6, Murphy – 6, Ozuna – 6, Baldwin – 4, Fraley – 3, León – 2, Albies – 2, Arcia – 2, Verdugo – 2, Tromp – 1, Ornelas – 1, Williams – 1
4: Olson – 52, Ozuna – 34, Baldwin – 28, Murphy – 14, Riley – 11, Albies – 7, Harris II – 6, Profar – 2, Kim – 1	9: Allen – 110, Alvarez Jr. – 15, Kelenic – 8, Arcia – 6, Harris II – 4, Bruján – 4, White – 3, Williams – 3, Rosario -1, Tromp – 1
5: Albies – 51, Ozuna – 26, Murphy – 17, Harris II – 17, Baldwin – 15, Riley – 13, Profar – 5, Kim – 5, De La Cruz – 2, Verdugo – 1, White – 1	

Starts by Position	
P: Elder – 27, Holmes – 21, Strider – 21, Sale – 19, Schwellenbach – 17, Wentz – 11, Smith-Shawver – 9, Waldrep – 8, Fuentes – 4, Fedde – 4, Carrasco – 3, Quantrill – 2, Bummer – 2, Daniel – 2, Cox -1 López – 1, Blewett – 1, Suárez – 1	SS: Allen, – 124, Kim – 16, Arcia – 9, Williams – 3, Bruján – 3
C: Baldwin – 78, Murphy – 72, Tromp – 2, León – 2	LF: Profar – 72, Verdugo – 49, White – 20, De La Cruz – 11, Fairchild – 2, Fraley – 1
1B: Olson – 155	CF: Harris II – 150, White – 4, Fairchild – 1
2B: Albies – 155	RF: Acuña Jr. – 82, White – 38, Kelenic – 20, Fairchild – 8, Bruján – 3, Fraley – 3, Rosario – 1
3B: Riley – 102, Alvarez Jr. – 50, Ornelas – 1, Williams – 1, Bruján – 1	DH: Ozuna – 130, Baldwin – 12, Murphy – 7, Acuña Jr. – 4, De La Cruz – 1, Profar – 1

Challenge Log				
Date (Inning)	Player (Team)	Play Type (Base)	Ruling	Success
3/27 at SD (T1)	Albies (ATL)	Force play (1B)	Out/Overturned	1/1 (100.0%)
4/5 vs. MIA (T5)	Edwards (MIA)	Tag play (1B)	Safe/Overturned	2/2 (100.0%)
4/10 at TB (T4)	Morel (TB)	Tag play (HP)	Safe/Overturned	3/3 (100.0%)
4/11 at TB (T8)	Olson (ATL)	Force play (1B)	Out/Confirmed	3/4 (75.0%)
4/13 at TB (T6)	White (ATL)	Force play (2B)	Out/Stands	3/5 (60.0%)
4/16 at TOR (B3)	Guerrero Jr. (TOR)	Tag play (2B)	Safe/Overturned	4/6 (66.7%)
4/21 vs. STL (B8)	Riley (ATL)	Force play (1B)	Out/Overturned	5/7 (71.4%)
4/22 vs. STL (T8)	Contreras (STL)	Tag play (HP)	Safe/Confirmed	5/8 (62.5%)
4/26 at AZ (B10)	Grichuk (AZ)	Force play (1B)	Safe/Overturned	6/9 (66.7%)
4/27 at AZ (T1)	Verdugo (ATL)	Tag play (HP)	Safe/Stands	6/10 (60.0%)
5/7 vs. CIN (B3)	White (ATL)	Force play (1B)	Out/Overturned	7/11 (63.6%)
5/8 vs. CIN (T7)	Dunn (CIN)	Tag play (1B)	Safe/Stands	7/12 (58.3%)
5/14 vs. WSH(T4)	Bell (WSH)	Tag play (2B)	Out/Overturned	8/13 (61.5%)
5/22 at WSH (T9)	Riley (ATL)	Tag play (HP)	Out/Confirmed	8/14 (57.1%)
5/29 at PHI (B8)	Marchán (PHI)	Hit by pitch	HBP/Stands	8/15 (53.3%)
6/3 vs. AZ (T7)	Marte (AZ)	Tag play (1B)	Safe/Overturned	9/16 (56.3%)
6/10 at MIL (B7)	Durbin (MIL)	Hit by pitch	HBP/Stands	9/17 (52.9%)
6/13 vs. COL (T4)	Goodman (COL)	Force play (3B)	Safe/Overturned	10/18 (55.6%)
6/20 at MIA (B6)	Wagaman (MIA)	Stadium boundary call	In play/Overturned	11/19 (57.8%)
7/4 vs. BAL (B5)	Acuña Jr. (ATL)	Force play (1B)	Out/Stands	11/20 (55.0%)
7/11 at STL (T3)	Baldwin (ATL)	Tag play (HP)	Out/Confirmed	11/21 (52.4%)
7/22 vs. SF (T6)	Bailey (SF)	Tag play (2B)	Safe/Overturned	12/22 (54.5%)
7/29 at KC (B3)	Garcia (KC)	Fair/foul	Fair ball/Overturned	13/23 (56.5%)
7/29 at KC (B6)	Frazier (KC)	Tag play (3B)	Safe/Stands	13/24 (54.2%)
8/13 at NYM (B1)	Nimmo (NYM)	Tag-up play (3B)	Safe/Stands	13/25 (52.0%)
8/23 vs. NYM (B4)	Acuña Jr. (ATL)	Force play (2B)	Safe/Overturned	14/26 (53.8%)
9/19 at DET (T1)	Olson (ATL)	Hit by pitch	HBP/Overturned	15/27 (55.6%)

Braves Injured/Inactive List

Player	Pos.	Injury	7/10/15/60-day IL	Date on IL/List	Date off IL/List	Games Missed on IL
Joe Jiménez	RHP	Left knee articular cartilage injury	60-day	March 25 (Retro. March 24)	—	155
Reynaldo López	RHP	Right shoulder inflammation	60-day	March 31 (Retro. March 29)	—	149
AJ Smith-Shawver	RHP	Strained right elbow	60-day	May 29	—	100
Spencer Schwellenbach	RHP	Fractured right elbow	60-day	July 2 (Retro. June 29)	—	70
Grant Holmes	RHP	Right elbow inflammation	60-day	July 27	—	50
Austin Riley	INF	Strained lower abdominal muscle	10-day	August 4	—	43
Aaron Bummer	LHP	Left shoulder inflammation	60-day	August 24	—	25
Sean Murphy	C	Right hip labral tear	10-day	September 8	—	12
Daysbel Hernández	RHP	Right shoulder inflammation	15-day	September 12 (Retro. September 9)	—	10
Jake Fraley	OF	Strained right oblique muscle	10-day	September 14 (Retro. September 11)	—	8
Sean Murphy	C	Fractured left ribcage	10-day	March 25 (Retro. March 24)	April 6	9
Aaron Bummer	LHP	Bereavement list	---	April 11	April 14	3
Spencer Strider	RHP	Right elbow UCL injury	15-day	March 25 (Retro. March 24)	April 16	17
Spencer Strider	RHP	Strained right hamstring	15-day	April 21 (Retro. April 18)	May 19	26
Ronald Acuña Jr.	OF	Left knee ACL reconstruction	10-day	March 25 (Retro. March 24)	May 23	49
Nacho Alvarez Jr.	INF	Left wrist inflammation	60-day	March 25 (Retro. March 24)	June 15	70
Stuart Fairchild	OF	Dislocated pinky finger	10-day	May 30	June 16	15
Jurickson Profar	OF	Restricted List	80 games	March 31	July 2	80
Daysbel Hernández	RHP	Right forearm inflammation	15-day	June 6 (Retro. June 5)	July 2	23
Austin Riley	INF	Strained right abdomen	10-day	July 12	July 25	8
Ronald Acuña Jr.	OF	Grade 1 right calf strain	10-day	July 30	August 15	15
Chris Sale	LHP	Fractured left ribcage	60-day	June 21 (Retro. June 19)	August 30	62
Luke Williams	INF	Strained left oblique muscle	10-day	August 21 (Retro. August 19)	September 1	10
Jurickson Profar	OF	Paternity List	---	September 2	September 4	2

2025 Schedule and Results

Date	Opp.	H/R D/N	Time/ Result	Winner-Loser-Save	Att.	W-L	Pos.	GA GB	H-R Date	Time/ Opp.	D-N	Result	Winner-Loser-Save	Att.	W-L	Pos.	GA GB	
3/27	at SD	R-D	L, 7-4	Peralta-Neris-Suárez	45,568	0-1	T-3rd	-1.0	7/8	at ATH	R-N	L, 10-1	Springs-Fuentes-None	8,620	39-51	4th	-13.0	
3/28	at SD	R-N	L, 4-3	Adam-Lee-Suárez	41,058	0-2	5th	-1.5	7/9	at ATH	R-N	W, 9-2	Elder-Spence-None	9,273	40-51	4th	-13.0	
3/29	at SD	R-N	L, 1-0	Peralta-Bummer-Morejon	40,587	0-3	5th	-2.5	7/10	at ATH	R-N	L, 5-4 (11)	Sterner-Bummer-None	10,258	40-52	4th	-13.5	
3/30	at SD	R-N	L, 5-0	Pivetta-Smith-Shawver-None	41,269	0-4	5th	-3.0	7/11	at STL	R-N	W, 6-5	De Los Santos-Liberatore-Iglesias	29,625	41-52	4th	-12.5	
3/31	at LAD	R-N	L, 6-1	Glasnow-Holmes-None	50,816	0-5	5th	-3.5	7/12	at STL	R-D	W, 7-6	Hernández-Helsley-Iglesias	31,807	42-52	4th	-12.0	
4/1	at LAD	R-N	L, 3-1	Banda-Sale-Scott	50,182	0-6	5th	-4.0	7/13	at STL	R-D	L, 5-4*	Graceffo-Chavez-Helsley	26,959	42-53	4th	-12.5	
4/2	at LAD	R-N	L, 6-5	Dreyer-Iglesias-None	50,281	0-7	5th	-5.0	7/14	T-Mobile Home Run Derby								
4/3	OPEN DATE						5th	-5.5	7/15	95th MLB All-Star Game in Atlanta, Ga.								
4/4	vs. MIA	H-N	W, 10-0	Schwellenbach-Meyer-None	41,583	1-7	5th	-5.5	7/16	OPEN DATE						4th	-12.5	
4/5	vs. MIA	H-N	L, 4-0	Quantrell-Smith-Shawver-None	39,732	1-8	5th	-5.5	7/17	OPEN DATE						4th	-12.5	
4/6	vs. MIA	H-D	PPD**	Rescheduled for August 9		1-8	5th	-6.0	7/18	vs. NYY	H-N	W, 7-3	Strider-Hamilton-None	41,844	43-53	4th	-11.5	
4/7	OPEN DATE					1-8	5th	-6.0	7/19	vs. NYY	H-N	L, 12-9	Weaver-Iglesias-None	42,530	43-54	4th	-12.5	
4/8	vs. PHI	H-N	W, 7-5	Hernández-Kerkering-Iglesias	33,508	2-8	5th	-5.5	7/20	vs. NYY	H-D	L, 4-2	Stroman-Holmes-Williams	40,125	43-55	4th	-12.5	
4/9	vs. PHI	H-N	L, 4-3	Alvarado-Iglesias-None	35,323	2-9	5th	-6.0	7/21	vs. SF	H-N	W, 9-5	Elder-Birdsong-None	34,857	44-55	4th	-12.5	
4/10	vs. PHI	H-N	W, 4-2 (11)*	Suarez-Ross-None	36,630	3-9	5th	-5.0	7/22	vs. SF	H-N	L, 9-0	Roupp-Daniel-None	36,433	44-56	4th	-13.5	
4/11	at TB	R-N	L, 6-3	Bradley-Elder-Fairbanks	10,046	3-10	5th	-6.0	7/23	vs. SF	H-D	L, 9-3	Verlander-Strider-None	33,352	44-57	4th	-14.0	
4/12	at TB	R-D	W, 5-4	Lee-Sulser-Iglesias	10,046	4-10	5th	-5.0	7/24	OPEN DATE						4th	-14.	
4/13	at TB	R-D	L, 8-3	Boyle-Sale-None	10,046	4-11	5th	-6.0	7/25	at TEX	R-N	L, 8-3	Eovaldi-Wentz-None	34,643	44-58	4th	-15.0	
4/14	at TOR	R-N	W, 8-4	Holmes-Lucas-None	21,595	5-11	5th	-6.0	7/26	at TEX	R-N	L, 6-5 (10)	Armstrong-De Los Santos-None	38,318	44-59	4th	-16.	
4/15	at TOR	R-N	L, 6-3	Gausman-Schwellenbach-None	26,979	5-12	5th	-6.0	7/27	at TEX	R-D	L, 8-1	Leiter-Elder-None	35,914	44-60	4th	-17.0	
4/16	at TOR	R-D	L, 3-1	Bassitt-Strider-Hoffman	25,328	5-13	5th	-6.0	7/28	at KC	R-N	W, 10-7	Strider-Hill-Iglesias	23,850	45-60	4th	-16.0	
4/17	OPEN DATE						5th	-6.5	7/29	at KC	R-N	L, 9-6	Lugo-Fedde-Estévez	22,562	45-61	4th	-16.0	
4/18	vs. MIN	H-N	W, 6-4	De Los Santos-Jax-Iglesias	39,142	6-13	5th	-6.5	7/30	at KC	R-D	L, 1-0 (10)	Long-Hernández-None	17,726	45-62	4th	-16.0	
4/19	vs. MIN	H-N	W, 4-3	Johnson-Woods Richardson-Iglesias	39,278	7-13	5th	-6.5	7/31	at KC	R-N	W, 12-11 (10)	Johnson-Pagán-Iglesias	27,169	46-62	4th	-15.5	
4/20	vs. MIN	H-D	W, 6-2	Holmes-Ryan-None	31,889	8-13	5th	-6.5	JULY TOTALS 438,450 (36,538 average in 12 dates) 8-17									
4/21	vs. STL	H-N	W, 7-6	Hernández-Maton-None	30,180	9-13	T-4th	-6.5	8/1	at CIN	R-D	L, 3-2	Singer-Elder-Pagán	29,269	46-63	4th	-16.0	
4/22	vs. STL	H-N	L, 10-4	Matz-De Los Santos-None	35,876	9-14	5th	-7.5	8/2	at CIN	R-N	SSPD, completed 8/3						
4/23	vs. STL	H-D	W, 4-1	Hernández-Romero-None	34,009	10-14	5th	-7.5	8/3	W, 4-2				Waldrep-Suter-Iglesias	91,032	47-63	4th	-15.5
4/24	OPEN DATE						5th	-7.5	8/4	vs. MIL	H-N	L, 3-1	Priester-Fedde-Megill	30,790	47-64	4th	-16.5	
4/25	at AZ	R-N	W, 8-2	Sale-Gallen-None	31,023	11-14	5th	-6.5	8/5	vs. MIL	H-N	L, 7-2	Peralta-Wentz-None	30,642	47-65	4th	-17.5	
4/26	at AZ	R-N	W, 8-7 (10)	Iglesias-Martinez-Lee	43,043	12-14	T-3rd	-6.5	8/6	vs. MIL	H-N	L, 5-4	Quintanta-Strider-Megill	30,964	47-66	4th	-17.5	
4/27	at AZ	R-D	L, 6-4	Pfadt-Schwellenbach-Martinez	33,544	12-15	T-4th	-6.5	8/7	vs. MIA	H-N	W, 8-6	Johnson-Simpson-Iglesias	32,460	48-66	4th	-17.0	
4/28	at COL	R-N	W, 6-3	Elder-Feltner-Iglesias	18,852	13-15	3rd	-6.5	8/8	vs. MIA	H-N	L, 5-1	Cabrera-Elder-None	32,717	48-67	4th	-18.0	
4/29	at COL	R-N	W, 8-2	Smith-Shawver-Márquez-None	19,010	14-15	3rd	-6.5	8/9	vs. MIA	H-D	W, 7-1	Waldrep-Gusto-None	35,664	49-67	4th	-17.5	
4/30	at COL	R-D	L, 2-1	Dollander-Sale-Agnos	29,661	14-16	3rd	-6.5	8/9	vs. MIA	H-N	W, 8-6	Fedde-Alcantara-Iglesias	35,433	50-67	4th	-17.5	
MARCH/APRIL TOTALS				397,150 (36,105 average in 11 dates) 14-16														
5/1	OPEN DATE						3rd	-6.0	8/10	vs. MIA	H-D	W, 7-1	Wentz-Phillips-None	31,203	51-67	4th	-17.5	
5/2	vs. LAD	H-N	L, 2-1*	Yamamoto-Holmes-Phillips	41,201	14-17	3rd	-7.0	8/11	OPEN DATE						4th	-18.0	
5/3	vs. LAD	H-N	L, 10-3*	Sasaki-Schwellenbach-None	42,159	14-18	T-3rd	-7.5	8/12	at NYM	R-N	L, 13-5	Soto-Strider-Hagenman	39,748	51-68	4th	-18.0	
5/4	vs. LAD	H-N	W, 4-3	Elder-May-Iglesias	39,649	15-18	T-3rd	-6.0	8/13	at NYM	R-N	W, 11-6	Bummer-Garrett-None	38,647	52-68	4th	-17.0	
5/5	vs. CIN	H-N	W, 4-0	Smith-Shawver-Springer-None	30,175	16-18	3rd	-6.0	8/14	at NYM	R-N	W, 4-3	Elder-Helsley-Iglesias	41,782	53-68	4th	-16.0	
5/6	vs. CIN	H-N	W, 2-1 (10)	Iglesias-Richardson-None	32,835	17-18	3rd	-5.0	8/15	at CLE	R-N	W, 2-0	Waldrep-Cantillo-Iglesias	33,571	54-68	4th	-16.0	
5/7	vs. CIN	H-N	L, 4-3	Suter-Holmes-Pagán	32,761	17-19	3rd	-6.0	8/16	at CLE	R-N	W, 10-1	Wentz-Cecconi-Stratton	34,059	55-68	4th	-15.0	
5/8	vs. CIN	H-N	W, 5-4 (11)	Blewett-Rogers-None	33,794	18-19	3rd	-5.5	8/17	at CLE	R-D	W, 5-4	Bummer-Enright-Iglesias	28,899	56-68	4th	-15.0	
5/9	at PIT	R-N	L, 3-2	Falter-Elder-Santana	19,357	18-20	3rd	-6.5	8/18	vs. CWS	R-N	L, 13-9*	Gómez-Strider-None	27,868	56-69	4th	-16.0	
5/10	at PIT	R-D	W, 3-2 (11)	Blewett-Shugart-None	27,767	19-20	3rd	-5.5	8/19	vs. CWS	R-N	W, 11-10	Lee-Wilson-Iglesias	29,134	57-69	4th	-16.0	
5/11	at PIT	R-D	L, 4-3	Santana-Iglesias-None	17,845	19-21	3rd	-6.5	8/20	vs. CWS	R-N	W, 1-0	Waldrep-Pérez-Iglesias	30,054	58-69	4th	-16.0	
5/12	vs. WSH	H-N	W, 4-3	Iglesias-Rutledge-None	32,696	20-21	3rd	-6.5	8/21	OPEN DATE						4th	-16.0	
5/13	vs. WSH	H-N	W, 5-2	Schwellenbach-Lord-Johnson	32,725	21-21	3rd	-6.5	8/22	vs. NYM	H-N	L, 9-2	McLean-Wentz-None	40,076	58-70	4th	-16.0	
5/14	vs. WSH	H-N	L, 5-4	Ferrer-De Los Santos-Finnegan	37,134	21-22	3rd	-6.5	8/23	vs. NYM	H-D	W, 4-3	Holmes-Quantrell-None	39,738	58-71	4th	-17.0	
5/15	vs. WSH	H-D	W, 5-2	Smith-Shawver-Williams-Iglesias	34,074	22-22	3rd	-6.0	8/24	vs. NYM	H-D	W, 4-3	Kinley-Soto-Iglesias	34,393	59-71	4th	-17.0	
5/16	at BOS	R-N	W, 4-2	Sale-Crochet-Iglesias	34,648	23-22	3rd	-5.0	8/25	at MIA	R-N	L, 2-1	Cabrera-Strider-Faucher	8,111	59-72	4th	-17.0	
5/17	at BOS	R-N	L, 7-6	Chapman-Johnson-None	34,594	23-23	3rd	-6.0	8/26	at MIA	R-N	W, 11-2	Kinley-Zuber-None	8,576	60-72	4th	-16.0	
5/18	at BOS	R-D	W, 10-4	Schwellenbach-Bello-None	35,012	24-23	3rd	-5.0	8/27	at MIA	R-D	W, 12-1	Wentz-Gusto-None	12,453	61-72	4th	-15.0	
5/19	OPEN DATE						3rd	-5.0	8/28	at PHI	R-N	L, 19-4	Nola-Quantrell-None	41,293	61-73	4th	-16.0	
5/20	at WSH	R-N	L, 5-3	Parker-Strider-Finnegan	26,517	24-24	3rd	-6.0	8/29	at PHI	R-N	L, 2-1	Kerking-Lee-Duran	40,322	61-74	4th	-17.0	
5/21	at WSH	R-N	PPD**	Rescheduled for September 16			3rd	-6.5	8/30	at PHI	R-N	L, 3-2 (10)	Strahm-Stratton-None	43,462	61-75	4th	-18.0	
5/22	at WSH	R-N	L, 8-7 (10)	Rutledge-Lee-None	16,907	24-25	3rd	-7.5	8/31	at PHI	R-D	W, 3-1	Kinley-Alvarado-Iglesias	43,770	62-75	4th	-17.0	
5/23	vs. SD	H-N	L, 2-1	Adam-Iglesias-Suárez	40,327	24-26	3rd	-8.5	AUGUST TOTALS 461,136 (32,938 average in 14 dates) 16-13									
5/24	vs. SD	H-D	W, 7-1	Holmes-Reynolds-None	41,338	25-26	3rd	-8.5	9/1	at CHC	R-D	L, 7-6 (10)	Kittredge-Brebbia-None	39,673	62-76	4th	-18.0	
5/25	vs. SD	H-D	L, 5-3	Estrada-Schwellenbach-Suárez	41,251	25-27	3rd	-8.5	9/2	at CHC	R-D	L, 4-3	Imanaga-Wentz-Palencia	32,618	62-77	4th	-18.5	
5/26	OPEN DATE						3rd	-8.5	9/3	at CHC	R-N	W, 5-1	Elder-Brown-None	31,933	63-77	4th	-17.5	
5/27	at PHI	R-N	L, 2-0	Suárez-Strider-Romano	40,627	25-28	3rd	-9.5	9/4	OPEN DATE							-18.0	
5/28	at PHI	R-N	PPD**	Rescheduled for May 29 (G1)			3rd	-9.5	9/5	vs. SEA	H-N	W, 4-1	Kinley-Speier-Iglesias	36,203	64-77	4th	-18.0	
5/29	at PHI	R-D	L, 5-4	Ruiz-Hernández-Romano	32,314	25-29	3rd	-10.5	9/6	vs. SEA	H-N	L, 10-2	Speier-Hernández-None	35,700	64-78	4th	-19.0	
5/29	at PHI	R-N	W, 9-3	Sale-Wheeler-None	42,739	26-29	3rd	-9.7	9/7	vs. SEA	H-D	L, 18-2	Castillo-Wentz-None	31,119	64-79	4th	-19.0	
5/30	vs. BOS	H-N	L, 5-1	Whitlock-Holmes-None	39,842	26-30	4th	-9.5	9/8	vs. CHC	H-N	W, 4-1	Elder-Imanaga-Iglesias	33,430	65-79	4th	-19.0	
5/31	vs. BOS	H-D	W, 5-0	Schwellenbach-Buehler-None	41,444	27-30	4th	-8.5	9/9	vs. CHC	H-N	L, 6-1	Horton-Strider-None	32,721	65-80	4th	-20.0	
MAY TOTALS				593,405 (37,088 average in 16 dates) 13-14														
6/1	vs. BOS	H-D	L, 3-1	Crochet-Elder-Chapman	38,279	27-31	4th	-9.5	9/10	vs. CHC	H-N	L, 3-2	Rogers-Sale-Kittredge	35,757	65-81	4th	-21.0	
6/2	OPEN DATE						4th	-10.0	9/11	OPEN DATE						4th	-21.5	
6/3	vs. AZ	H-N	L, 8-3	Gallen-Strider-None	32,898	27-32	4th	-10.0	9/12	vs. HOU	H-N	L, 11-3	Blubaugh-Waldrep-Gordon	34,030	65-82	4th	-22.5	
6/4	vs. AZ	H-N	L, 2-1*	Kelly-Sale-Martínez	37,082	27-33	4th	-11.0	9/13	vs. HOU	H-N	L, 6-2	Brown-Elder-None	36,826	65-83	4th	-23.5	
6/5	vs. AZ	H-D	L, 11-10	Graveman-Iglesias-Miller	33,902	27-34	4th	-11.0	9/14	vs. HOU	H-D	W, 8-3	Stratton-Valdez-None	32,807	66-83	4th	-22.5	
6/6	at SF	R-N	L, 5-4 (10)	Bivens-Johnson-None	39,153	27-35	4th	-12.0	9/15	at WSH	R-N	W, 11-3	Strider-Parker-None	13,979	67-83	4th	-22.0	
6/7	at SF	R-D	L, 3-2	Rogers-Johnson-None	35,162	27-36	4th	-13.0	9/16	at WSH	R-D	W, 6-3	Suarez-Irvin-Iglesias	15,584	68-83	4th	-22.0	
6/8	at SF	R-D	L, 4-3	Roupp-Strider-Doval	41,026	27-37	4th	-14.0	9/17	at WSH	R-N	W, 5-0* (10)	Kinley-Thompson-None	19,216	69-83	4th	-22.0	
6/9	at MIL	R-N	W, 7-1	Sale-Civale-None	25,145	28-37	4th	-13.5	9/18	at WSH	R-D	W, 9-4	Waldrep-Beeter-None	14,420	70-83	4th	-21.0	
6/10	at MIL	R-N	L, 4-1	Priester-Holmes-Megill	30,028	28-38	4th	-14.5	9/19	OPEN DATE						4th	-21.0	
6/11	at MIL	R-D	W, 6-2	SCHWELLENBACH-Patrick-None	30,809	29-38	4th	-14.5	9/19	at DET	R-N							

Braves vs. Opponent																	
Braves 2025 Batting vs. Detroit																	
Player	G	AB	R	H	2B	3B	HR	RBI	BB	SB	SO	AVG	OBP	SLG			
Ozzie Albies	2	8	2	4	0	0	0	2	1	0	0	.500	.556	.500			
Nacho Alvarez Jr.	2	8	3	4	0	0	2	3	0	0	1	.500	.500	1.250			
Drake Baldwin	2	8	2	3	0	0	2	5	1	0	1	.375	.444	1.125			
Jurickson Profar	2	9	2	3	1	0	0	1	1	0	1	.333	.400	.444			
Ha-Seong Kim	4	17	3	5	1	0	1	3	0	0	5	.294	.294	.529			
Ronald Acuña Jr.	2	7	3	1	0	0	1	2	3	1	2	.143	.400	.571			
Matt Olson	2	7	2	1	1	0	0	1	2	0	1	.143	.400	.286			
Sandy León	1	4	0	0	0	0	0	0	0	0	1	.000	.000	.000			
Marcell Ozuna	1	4	0	0	0	0	0	0	0	0	1	.000	.000	.000			
Vidal Bruján	1	1	0	0	0	0	0	0	0	0	0	.000	.000	.000			
Michael Harris II	2	6	0	0	0	0	0	0	2	0	2	.000	.250	.000			
Braves 2025 Pitching vs. Detroit																	
Player	W	L	Sv	BS	G	GS	QS	IP	H	R	ER	HR	BB	SO	ERA	FIP	WHIP
Raisel Iglesias	0	0	1	0	1	0	0	1.0	0	0	0	0	0	0	0.00	3.17	0.00
Dylan Dodd	1	0	0	0	1	0	0	1.0	0	0	0	0	0	1	0.00	1.17	0.00
Bryce Elder	1	0	0	0	1	1	1	7.0	5	1	1	1	0	6	1.29	3.31	0.71
Hunter Stratton	0	0	0	1	2	0	0	2.0	1	1	1	1	0	2	4.50	7.67	0.50
Joey Wentz	0	0	0	0	2	1	0	6.2	9	5	5	0	6	8	6.75	3.47	2.25
Dylan Lee	0	0	0	0	1	0	0	0.2	1	1	1	0	0	2	13.50	-2.83	1.50
Tyler Kinley	0	0	0	0	2	0	0	2.1	3	4	4	1	1	1	15.43	9.17	1.71
Pierce Johnson	0	0	0	0	1	0	0	0.1	1	1	1	1	0	1	27.00	36.17	3.00
Braves Career Batting vs. Detroit																	
Player	G	AB	R	H	2B	3B	HR	RBI	BB	SB	SO	AVG	OBP	SLG			
Nacho Alvarez Jr.	2	8	3	4	0	0	2	3	0	0	1	.500	.500	1.250			
Michael Harris II	5	18	5	7	1	0	2	5	2	2	2	.389	.450	.778			
Drake Baldwin	2	8	2	3	0	0	2	5	1	0	1	.375	.444	1.125			
Ozzie Albies	11	38	10	14	2	1	2	8	4	2	5	.368	.422	.632			
Ronald Acuña Jr.	8	33	7	11	1	0	3	12	5	3	7	.333	.421	.636			
Ha-Seong Kim	10	41	6	12	2	0	2	7	4	0	10	.293	.356	.488			
Jurickson Profar	28	106	16	31	6	1	6	18	10	1	12	.292	.359	.538			
Matt Olson	32	117	23	29	5	0	7	19	20	0	26	.248	.364	.470			
Marcell Ozuna	13	51	8	12	2	0	3	6	3	0	12	.235	.291	.451			
Sandy León	27	83	10	19	6	0	2	9	11	0	17	.229	.323	.373			
Nick Allen	14	36	5	6	0	0	0	1	3	0	8	.167	.231	.167			
Vidal Bruján	8	22	1	3	1	0	0	0	2	0	5	.136	.208	.182			
Eli White	6	22	0	2	1	0	0	0	2	0	10	.091	.200	.136			
Braves Career Pitching vs. Detroit																	
Player	W	L	Sv	BS	G	GS	QS	IP	H	R	ER	HR	BB	SO	ERA	FIP	WHIP
Sandy León	0	0	0	0	1	0	0	2.0	0	0	0	0	0	0	0.00	3.11	0.00
Bryce Elder	1	0	0	0	1	1	1	7.0	5	1	1	1	0	6	1.29	3.31	0.71
José Suarez	1	1	0	0	4	2	1	15.0	10	4	4	1	6	11	2.40	3.77	1.07
Chris Sale	11	8	0	0	35	25	17	183.0	150	64	62	26	47	208	3.05	3.59	1.08
Hunter Stratton	0	0	0	1	2	0	0	2.0	1	1	1	1	0	2	4.50	7.67	0.50
Raisel Iglesias	1	2	5	1	11	0	0	12.2	18	11	9	2	2	17	6.39	3.04	1.58
Joey Wentz	0	0	0	0	2	1	0	6.2	9	5	5	0	6	8	6.75	3.47	2.25
Tyler Kinley	1	0	1	0	6	0	0	6.1	8	5	5	1	2	5	7.11	4.58	1.58
Pierce Johnson	0	1	1	0	4	0	0	3.1	6	4	3	2	0	3	8.10	9.22	1.80
Spencer Strider	1	0	0	0	1	1	0	5.0	7	5	5	3	2	6	9.00	10.46	1.80
Dylan Dodd	1	0	0	0	2	1	0	5.0	6	5	5	3	3	3	9.00	11.64	1.80
Dylan Lee	0	0	0	0	1	0	0	0.2	1	1	1	0	0	2	13.50	-2.83	1.50
Braves Career Batting at Comerica Park																	
Player	G	AB	R	H	2B	3B	HR	RBI	BB	SB	SO	AVG	OBP	SLG			
Nacho Alvarez Jr.	2	8	3	4	0	0	2	3	0	0	1	.500	.500	1.250			
Ozzie Albies	5	16	6	7	1	0	1	4	4	1	3	.438	.524	.688			
Michael Harris II	5	18	5	7	1	0	2	5	2	2	2	.389	.450	.778			
Drake Baldwin	2	8	2	3	0	0	2	5	1	0	1	.375	.444	1.125			
Jurickson Profar	15	59	11	19	4	0	3	10	4	1	5	.322	.365	.542			
Ronald Acuña Jr.	5	20	6	6	1	0	3	9	5	2	2	.300	.440	.800			
Ha-Seong Kim	10	41	6	12	2	0	2	7	4	0	10	.293	.356	.488			
Marcell Ozuna	8	31	6	9	1	0	3	4	0	0	7	.290	.313	.613			
Matt Olson	19	72	14	15	3	0	3	11	13	0	15	.208	.333	.375			
Sandy León	18	58	7	11	3	0	2	5	10	0	12	.190	.309	.345			
Vidal Bruján	5	12	1	2	1	0	0	0	0	0	3	.167	.167	.250			
Nick Allen	6	17	2	2	0	0	0	1	2	0	4	.118	.211	.118			
Eli White	4	13	0	1	1	0	0	0	2	0	6	.077	.250	.154			
Braves Career Pitching at Comerica Park																	
Player	W	L	Sv	BS	G	GS	QS	IP	H	R	ER	HR	BB	SO	ERA	FIP	WHIP
Sandy León	0	0	0	0	1	0	0	2.0	0	0	0	0	0	0	0.00	3.11	0.00
Bryce Elder	1	0	0	0	1	1	1	7.0	5	1	1	1	0	6	1.29	3.31	0.71
Tyler Kinley	1	0	1	0	5	0	0	5.0	5	1	1	0	1	4	1.80	2.16	1.20
Chris Sale	5	5	0	0	15	12	8	85.2	72	29	29	10	26	95	3.05	3.44	1.14
Hunter Stratton	0	0	0	1	2	0	0	2.0	1	1	1	1	0	2	4.50	7.67	0.50
Joey Wentz	0	7	1	0	38	17	0	105.1	129	84	78	19	58	101	6.66	5.31	1.78
Raisel Iglesias	1	0	2	1	6	0	0	6.1	10	6	5	1	0	9	7.11	2.43	1.58
Spencer Strider	1	0	0	0	1	1	0	5.0	7	5	5	3	2	6	9.00	10.46	1.80
Dylan Dodd	1	0	0	0	2	1	0	5.0	6	5	5	3	3	3	9.00	11.64	1.80
Dylan Lee	0	0	0	0	1	0	0	0.2	1	1	1	0	0	2	13.50	-2.83	1.50
Pierce Johnson	0	0	0	0	1	0	0	0.1	1	1	1	1	0	1	27.00	36.17	3.00

Braves Batters vs. Detroit

VS. BRYCE ELDER

Career	BA	SLG	OBP	AB	H	DO	TR	HR	BB	SO
Andy Ibanez	1.000	1.000	1.000	1	1	0	0	0	1	0
Gleyber Torres	.333	.333	.333	6	2	0	0	0	0	0
Javier Baez	.333	.333	.333	3	1	0	0	0	0	0
Parker Meadows	.333	1.000	.333	3	1	0	1	0	0	1
Spencer Torkelson	.333	1.333	.333	3	1	0	0	1	0	2
Wenceel Perez	.000	.000	.000	3	0	0	0	0	0	1
Kerry Carpenter	.000	.000	.000	3	0	0	0	0	0	0
Riley Greene	.000	.000	.000	3	0	0	0	0	0	2
Jake Rogers	.000	.000	.000	2	0	0	0	0	0	0
Zach McKinstry	.000	.000	.000	2	0	0	0	0	0	0

VS. CHRIS SALE

Career	BA	SLG	OBP	AB	H	DO	TR	HR	BB	SO
Manuel Margot	.500	.600	.500	10	5	1	0	0	0	2
Kerry Carpenter	.500	2.000	.500	2	1	0	0	1	0	0
Jahmai Jones	.333	1.000	.500	3	1	0	1	0	1	2
Javier Baez	.250	.250	.455	8	2	0	0	0	2	4
Jake Rogers	.250	1.000	.250	4	1	0	0	1	0	2
Andy Ibanez	.250	.250	.250	4	1	0	0	0	0	2
Spencer Torkelson	.200	.200	.200	5	1	0	0	0	0	2
Gleyber Torres	.000	.000	.000	15	0	0	0	0	0	7
Matt Vierling	.000	.000	.200	4	0	0	0	0	1	0
Riley Greene	.000	.000	.000	3	0	0	0	0	0	2

VS. DYLAN DODD

Career	BA	SLG	OBP	AB	H	DO	TR	HR	BB	SO
Spencer Torkelson	.500	.500	.667	2	1	0	0	0	1	0
Javier Baez	.500	.500	.500	2	1	0	0	0	0	0
Matt Vierling	.500	2.000	.500	2	1	0	0	1	0	0
Jake Rogers	.500	2.000	.500	2	1	0	0	1	0	0
Andy Ibanez	.333	1.333	.333	3	1	0	0	1	0	0
Zach McKinstry	.000	.000	.000	1	0	0	0	0	0	0
Parker Meadows	.000	.000	.000	1	0	0	0	0	0	0
Dillon Dingler	.000	.000	.000	1	0	0	0	0	0	1

VS. DYLAN LEE

Career	BA	SLG	OBP	AB	H	DO	TR	HR	BB	SO
Jahmai Jones	1.000	1.000	1.000	1	1	0	0	0	0	0
Matt Vierling	.000	.000	.000	2	0	0	0	0	0	1
Manuel Margot	.000	.000	.000	1	0	0	0	0	0	0
Gleyber Torres	.000	.000	.000	1	0	0	0	0	0	1
Wenceel Perez	.000	.000	.000	1	0	0	0	0	0	1

VS. HUNTER STRATTON

Career	BA	SLG	OBP	AB	H	DO	TR	HR	BB	SO
Gleyber Torres	1.000	2.000	1.000	1	1	1	0	0	0	0
Zach McKinstry	1.000	4.000	1.000	1	1	0	0	1	0	0
Manuel Margot	.000	.000	.000	2	0	0	0	0	0	0
Javier Baez	.000	.000	.000	1	0	0	0	0	0	0
Parker Meadows	.000	.000	.000	1	0	0	0	0	0	0
Riley Greene	.000	.000	.000	1	0	0	0	0	0	0
Dillon Dingler	.000	.000	.000	1	0	0	0	0	0	0
Trey Sweeney	.000	.000	.000	1	0	0	0	0	0	1
Jace Jung	.000	.000	.000	1	0	0	0	0	0	1

VS. JOEY WENTZ

Career	BA	SLG	OBP	AB	H	DO	TR	HR	BB	SO
Matt Vierling	1.000	1.000	1.000	1	1	0	0	0	0	0
Kerry Carpenter	1.000	1.000	1.000	1	1	0	0	0	0	0
Gleyber Torres	.667	1.167	.714	6	4	0	0	1	1	0
Jahmai Jones	.500	.500	.500	4	2	0	0	0	0	1
Spencer Torkelson	.333	.333	.600	3	1	0	0	0	2	1
Riley Greene	.200	.200	.200	5	1	0	0	0	0	1
Manuel Margot	.000	.000	.000	6	0	0	0	0	0	2
Wenceel Perez	.000	.000	.250	2	0	0	0	0	1	2
Javier Baez	.000	.000	.000	2	0	0	0	0	0	0
Andy Ibanez	.000	.000	.000	2	0	0	0	0	0	1
Parker Meadows	.000	.000	.000	2	0	0	0	0	0	1
Dillon Dingler	.000	.000	.500	1	0	0	0	0	1	1
Jake Rogers	.000	---	1.000	0	0	0	0	0	1	0
Zach McKinstry	.000	---	.000	0	0	0	0	0	0	0
Colt Keith	.000	.000	.000	1	0	0	0	0	0	0

VS. JOSE SUAREZ

Career	BA	SLG	OBP	AB	H	DO	TR	HR	BB	SO
Jake Rogers	.500	2.000	.667	2	1	0	0	1	1	1
Spencer Torkelson	.500	1.000	.667	2	1	1	0	0	1	0
Manuel Margot	.333	.333	.333	3	1	0	0	0	0	0
Gleyber Torres	.222	.667	.300	9	2	1	0	1	1	3
Andy Ibanez	.200	.800	.200	5	1	0	0	1	0	0
Javier Baez	.000	.000	.250	3	0	0	0	0	1	3
Kerry Carpenter	.000	.000	.000	4	0	0	0	0	0	0
Riley Greene	.000	.000	.000	3	0	0	0	0	0	1

VS. PIERCE JOHNSON

Career	BA	SLG	OBP	AB	H	DO	TR	HR	BB	SO
Spencer Torkelson	1.000	2.500	1.000	2	2	0	0	1	0	0
Matt Vierling	1.000	1.000	1.000	1	1	0	0	0	0	0
Zach McKinstry	.333	1.333	.333	3	1	0	0	1	0	2
Javier Baez	.200	.800	.200	5	1	0	0	1	0	2
Manuel Margot	.000	.000	.500	1	0	0	0	0	1	1
Gleyber Torres	.000	.000	.000	2	0	0	0	0	0	0
Andy Ibanez	.000	.000	.000	1	0	0	0	0	0	0
Wenceel Perez	.000	.000	.000	1	0	0	0	0	0	0
Kerry Carpenter	.000	.000	.000	1	0	0	0	0	0	0
Riley Greene	.000	.000	.000	1	0	0	0	0	0	1

VS. RAISEL IGLESIAS

Career	BA	SLG	OBP	AB	H	DO	TR	HR	BB	SO
Matt Vierling	1.000	1.000	1.000	2	2	0	0	0	0	0
Spencer Torkelson	1.000	4.000	1.000	1	1	0	0	1	0	0
Kerry Carpenter	.500	.500	.500	2	1	0	0	0	0	0
Manuel Margot	.333	1.333	.500	3	1	0	0	1	1	0
Andy Ibanez	.333	.333	.333	3	1	0	0	0	0	1
Javier Baez	.067	.067	.067	15	1	0	0	0	0	8
Gleyber Torres	.000	.000	.000	4	0	0	0	0	0	2
Jahmai Jones	.000	.000	.000	1	0	0	0	0	0	0
Zach McKinstry	.000	.000	.000	1	0	0	0	0	0	0
Jace Jung	.000	.000	.000	1	0	0	0	0	0	0

VS. SPENCER STRIDER

Career	BA	SLG	OBP	AB	H	DO	TR	HR	BB	SO
Spencer Torkelson	.500	2.000	.667	2	1	0	0	1	1	1
Zach McKinstry	.333	.333	.333	3	1	0	0	0	0	1
Javier Baez	.250	.250	.250	4	1	0	0	0	0	1
Andy Ibanez	.250	.250	.250	4	1	0	0	0	0	1
Matt Vierling	.000	.000	.000	4	0	0	0	0	0	3
Kerry Carpenter	.000	.000	.000	3	0	0	0	0	0	1
Manuel Margot	.000	.000	.000	2	0	0	0	0	0	1

VS. TYLER KINLEY

Career	BA	SLG	OBP	AB	H	DO	TR	HR	BB	SO
Colt Keith	1.000	4.000	1.000	1	1	0	0	1	1	0
Andy Ibanez	1.000	1.000	1.000	1	1	0	0	0	0	0
Trey Sweeney	1.000	1.000	1.000	1	1	0	0	0	0	0
Spencer Torkelson	.667	.667	.667	3	2	0	0	0	0	1
Zach McKinstry	.500	.750	.500	4	2	1	0	0	0	1
Javier Baez	.500	.500	.500	2	1	0	0	0	0	0
Gleyber Torres	.500	.500	.500	2	1	0	0	0	0	0
Matt Vierling	.000	.000	.500	1	0	0	0	0	1	1
Riley Greene	.000	.000	.000	2	0	0	0	0	0	1
Jake Rogers	.000	.000	.000	1	0	0	0	0	0	0
Parker Meadows	.000	.000	.000	1	0	0	0	0	0	0
Dillon Dingler	.000	.000	.000	1	0	0	0	0	0	0
Jace Jung	.000	.000	.000	1	0	0	0	0	0	0

Alphabetized by pitcher first name

Stats include all regular season at-bats between the players. Does not include postseason play.

Braves Pitchers vs. Detroit

VS. BRYCE ELDER

Career	BA	SLG	OBP	AB	H	DO	TR	HR	BB	SO
Andy Ibanez	1.000	1.000	1.000	1	1	0	0	0	1	0
Gleyber Torres	.333	.333	.333	6	2	0	0	0	0	0
Javier Baez	.333	.333	.333	3	1	0	0	0	0	0
Parker Meadows	.333	1.000	.333	3	1	0	1	0	0	1
Spencer Torkelson	.333	1.333	.333	3	1	0	0	1	0	2
Wenceel Perez	.000	.000	.000	3	0	0	0	0	0	1
Kerry Carpenter	.000	.000	.000	3	0	0	0	0	0	0
Riley Greene	.000	.000	.000	3	0	0	0	0	0	2
Jake Rogers	.000	.000	.000	2	0	0	0	0	0	0
Zach McKinstry	.000	.000	.000	2	0	0	0	0	0	0

VS. CHRIS SALE

Career	BA	SLG	OBP	AB	H	DO	TR	HR	BB	SO
Manuel Margot	.500	.600	.500	10	5	1	0	0	0	2
Kerry Carpenter	.500	2.000	.500	2	1	0	0	1	0	0
Jahmai Jones	.333	1.000	.500	3	1	0	1	0	1	2
Javier Baez	.250	.250	.455	8	2	0	0	0	2	4
Jake Rogers	.250	1.000	.250	4	1	0	0	1	0	2
Andy Ibanez	.250	.250	.250	4	1	0	0	0	0	2
Spencer Torkelson	.200	.200	.200	5	1	0	0	0	0	2
Gleyber Torres	.000	.000	.000	15	0	0	0	0	0	7
Matt Vierling	.000	.000	.200	4	0	0	0	0	1	0
Riley Greene	.000	.000	.000	3	0	0	0	0	0	2

VS. DYLAN DODD

Career	BA	SLG	OBP	AB	H	DO	TR	HR	BB	SO
Spencer Torkelson	.500	.500	.667	2	1	0	0	0	1	0
Javier Baez	.500	.500	.500	2	1	0	0	0	0	0
Matt Vierling	.500	2.000	.500	2	1	0	0	1	0	0
Jake Rogers	.500	2.000	.500	2	1	0	0	1	0	0
Andy Ibanez	.333	1.333	.333	3	1	0	0	1	0	0

VS. DYLAN LEE

Career	BA	SLG	OBP	AB	H	DO	TR	HR	BB	SO
Matt Vierling	.000	.000	.000	2	0	0	0	0	0	1
Manuel Margot	.000	.000	.000	1	0	0	0	0	0	0

VS. HUNTER STRATTON

Career	BA	SLG	OBP	AB	H	DO	TR	HR	BB	SO
Gleyber Torres	1.000	2.000	1.000	1	1	1	0	0	0	0
Manuel Margot	.000	.000	.000	2	0	0	0	0	0	0
Riley Greene	.000	.000	.000	1	0	0	0	0	0	0
Trey Sweeney	.000	.000	.000	1	0	0	0	0	0	1
Jace Jung	.000	.000	.000	1	0	0	0	0	0	1

VS. JOEY WENTZ

Career	BA	SLG	OBP	AB	H	DO	TR	HR	BB	SO
Matt Vierling	1.000	1.000	1.000	1	1	0	0	0	0	0
Kerry Carpenter	1.000	1.000	1.000	1	1	0	0	0	0	0
Riley Greene	.500	.500	.500	2	1	0	0	0	0	0
Gleyber Torres	.333	1.333	.500	3	1	0	0	1	1	0
Manuel Margot	.000	.000	.000	6	0	0	0	0	0	2
Spencer Torkelson	.000	.000	.500	1	0	0	0	0	1	1
Jahmai Jones	.000	.000	.000	1	0	0	0	0	0	0
Jake Rogers	.000	---	1.000	0	0	0	0	0	1	0
Zach McKinstry	.000	---	.000	0	0	0	0	0	0	0
Wenceel Perez	.000	---	1.000	0	0	0	0	0	1	0
Colt Keith	.000	.000	.000	1	0	0	0	0	0	0

VS. JOSE SUAREZ

Career	BA	SLG	OBP	AB	H	DO	TR	HR	BB	SO
Jake Rogers	.500	2.000	.667	2	1	0	0	1	1	1
Spencer Torkelson	.500	1.000	.667	2	1	1	0	0	1	0
Manuel Margot	.333	.333	.333	3	1	0	0	0	0	0
Gleyber Torres	.222	.667	.300	9	2	1	0	1	1	3
Andy Ibanez	.200	.800	.200	5	1	0	0	1	0	0
Javier Baez	.000	.000	.250	3	0	0	0	0	1	3
Kerry Carpenter	.000	.000	.000	4	0	0	0	0	0	0
Riley Greene	.000	.000	.000	3	0	0	0	0	0	1

VS. PIERCE JOHNSON

Career	BA	SLG	OBP	AB	H	DO	TR	HR	BB	SO
Matt Vierling	1.000	1.000	1.000	1	1	0	0	0	0	0
Spencer Torkelson	1.000	1.000	1.000	1	1	0	0	0	0	0
Zach McKinstry	.333	1.333	.333	3	1	0	0	1	0	2
Javier Baez	.200	.800	.200	5	1	0	0	1	0	2
Manuel Margot	.000	.000	.500	1	0	0	0	0	1	1
Gleyber Torres	.000	.000	.000	2	0	0	0	0	0	0
Andy Ibanez	.000	.000	.000	1	0	0	0	0	0	0
Wenceel Perez	.000	.000	.000	1	0	0	0	0	0	0
Kerry Carpenter	.000	.000	.000	1	0	0	0	0	0	0

VS. RAISEL IGLESIAS

Career	BA	SLG	OBP	AB	H	DO	TR	HR	BB	SO
Matt Vierling	1.000	1.000	1.000	2	2	0	0	0	0	0
Kerry Carpenter	1.000	1.000	1.000	1	1	0	0	0	0	0
Spencer Torkelson	1.000	4.000	1.000	1	1	0	0	1	0	0
Manuel Margot	.333	1.333	.500	3	1	0	0	1	1	0
Andy Ibanez	.333	.333	.333	3	1	0	0	0	0	1
Javier Baez	.067	.067	.067	15	1	0	0	0	0	8
Gleyber Torres	.000	.000	.000	3	0	0	0	0	0	2
Jahmai Jones	.000	.000	.000	1	0	0	0	0	0	0
Zach McKinstry	.000	.000	.000	1	0	0	0	0	0	0

VS. SPENCER STRIDER

Career	BA	SLG	OBP	AB	H	DO	TR	HR	BB	SO
Spencer Torkelson	.500	2.000	.667	2	1	0	0	1	1	1
Zach McKinstry	.333	.333	.333	3	1	0	0	0	0	1
Javier Baez	.250	.250	.250	4	1	0	0	0	0	1
Andy Ibanez	.250	.250	.250	4	1	0	0	0	0	1
Matt Vierling	.000	.000	.000	4	0	0	0	0	0	3
Kerry Carpenter	.000	.000	.000	3	0	0	0	0	0	1
Manuel Margot	.000	.000	.000	2	0	0	0	0	0	1

VS. TYLER KINLEY

Career	BA	SLG	OBP	AB	H	DO	TR	HR	BB	SO
Colt Keith	1.000	4.000	1.000	1	1	0	0	1	1	0
Andy Ibanez	1.000	1.000	1.000	1	1	0	0	0	0	0
Trey Sweeney	1.000	1.000	1.000	1	1	0	0	0	0	0
Spencer Torkelson	.667	.667	.667	3	2	0	0	0	0	1
Zach McKinstry	.500	.750	.500	4	2	1	0	0	0	1
Javier Baez	.500	.500	.500	2	1	0	0	0	0	0
Gleyber Torres	.500	.500	.500	2	1	0	0	0	0	0
Matt Vierling	.000	.000	.500	1	0	0	0	0	1	1
Riley Greene	.000	.000	.000	2	0	0	0	0	0	1
Jake Rogers	.000	.000	.000	1	0	0	0	0	0	0
Parker Meadows	.000	.000	.000	1	0	0	0	0	0	0
Dillon Dingler	.000	.000	.000	1	0	0	0	0	0	0
Jace Jung	.000	.000	.000	1	0	0	0	0	0	0