

GAME INFORMATION



Atlanta Braves Baseball Communications Department • Truist Park • Atlanta, GA 30339
404.522.7630 | braves.com | bravesmediacenter.com | /braves | @braves | @braves

ATLANTA BRAVES (80-70, 1st NL East, +3.0 GA) at ARIZONA DIAMONDBACKS (48-104, 5th NL West, -51.0 GA)

RH Charlie Morton (13-6, 3.49) vs. LH Madison Bumgarner (7-10, 4.56)
Game No. 151 • Road Game No. 78
September 23, 2021 • 3:40 p.m. • Chase Field • Phoenix, AZ • BSSO

Braves vs. Diamondbacks			
	2019	2021	All-Time
Overall	3-4	4-2	87-70
at Atlanta	0-3	1-2	40-35
at Truist Park ('17)	---	---	5-7
at Turner Field ('97-'16)	---	---	35-28
at Arizona	3-1	3-0	47-35

Infield

Braves infielders 1B Freddie Freeman, 2B Ozzie Albies and 3B Austin Riley combined to collect five extra-base hits last night, including two doubles and three homers.

Atlanta infielders, including primary SS Dansby Swanson, have produced a .495 slugging percentage this season, the best mark in the majors, while their 119 homers and 254 extra-base hits are both tops in the National League.

They are just the second infield in history to have all four primary members hit at least 25 homers on the season (Florida - 2008).

Braves Breakdown

Overall	80-70
Home.....	37-36
Road.....	43-34
Day	22-20
Night	58-50
Current Streak.....	W4
Last 5 Games	4-1
Last 10 Games	5-5
April.....	12-14
May.....	13-12
June.....	13-15
July.....	14-12
August.....	18-8
September	10-9
Vs. LHSP.....	23-17
Vs. RHSP.....	57-53
Series Opener.....	26-23
Series Opener at Home	12-12
Series Opener on Road	14-11
By Series	23-17-8
By Home Series.....	13-9-2
By Road Series.....	10-8-6
Rubber Games	11-4
Sweeps/Were Swept	5-8
Scored First	54-28
Opponent Scored First.....	26-42
1-run games	23-29
1 or 2 run games.....	37-45
Comeback Wins	37-33
Last AB Wins	8-20
Walkoff Wins	7-7
Extra Innings	4-9
Led After 6	69-12
Led After 7	67-7
Led After 8	72-2
Tied After 6	6-11
Tied After 7	3-15
Tied After 8	1-12
Behind After 6	5-47
Behind After 7	5-42
Behind After 8	2-50
Division Games	40-30
Vs. Other Divisions.....	40-40
Vs. A.L. Teams	6-14
Vs. N.L. Teams	74-56
Vs. A.L. East	6-14
Vs. N.L. East	40-30
Vs. N.L. Central	22-12
Vs. N.L. West	12-14
Hit 0 HR	9-24
Hit 1+ HR.....	71-46
Hit 2+ HR.....	50-18
Scored 3 or Fewer Runs	15-46
Scored 4 or More Runs	65-24
Scored 5 or More Runs	59-17
Allowed 3 or Fewer Runs.....	53-16
Allowed 4 or More Runs.....	27-54
Allowed 5 or More Runs.....	14-42
More Hits than Opponent	52-18
Fewer Hits than Opponent	17-47
Committed No Errors	53-43
Committed 1 or More Errors..	27-27
Before All-star Game	44-45
After All-star Game	36-25
Starter Goes at least 5 inn.....	69-39
Starter Goes at least 6 inn.....	39-24
Starter Goes at least 7 inn.....	14-4

TODAY'S GAME: The Braves and Diamondbacks complete a four-game series today with the seventh and final meeting between the clubs this season...Atlanta and Arizona are scheduled to meet next from May 30 to June 1, 2022, here at Chase Field, before the D-backs travel to Atlanta, July 29-31.

The Braves and Diamondbacks played three games at Truist Park earlier this season, April 23-25, with Arizona taking the series, two-games-to-one... Atlanta won the opener, 5-4, before Arizona swept a doubleheader that Sunday by a combined score of 12-0.

The Braves did not travel to Arizona last season, and last played at Chase Field from May 9-12, 2019...Atlanta won three of four games here, but dropped the season series, four-games-to-three.

Atlanta has played four-game series at Chase Field in each of the last two seasons in which they have played, 2018 and 2019, and won three of the four games both years...Despite the 6-2 record, Atlanta outscored Arizona by just eight total runs, 39-31, in that span...Seven of the eight games were decided by two runs or less.

RHP Charlie Morton has made 10 career starts against Arizona, going 5-1 with a 3.67 ERA (23 ER/56.1 IP) and 56 strikeouts...The 6-foot-5, 235-pound right-hander last faced the D-backs in 2019 while with Tampa Bay, and allowed two runs over 5.0 innings in a no-decision...Morton has not lost to Arizona since 2010, and is 4-0 with a 2.40 ERA (11 ER/41.1 IP) in seven starts since.

VS. BUMGARNER: LHP Madison Bumgarner is 8-3 with a 2.52 ERA (25 ER/89.1 IP) over 14 career starts against Atlanta, including a perfect 8-0 record and a 1.90 ERA (14 ER/66.1 IP) over his last 10 turns.

Bumgarner tossed a 7.0-inning complete game against the Braves earlier this season, April 25 at Truist Park...He did not allow a hit in that game.

For his career, Bumgarner has held Atlanta to just a .199/.244/.325 line against him, with 65 hits in 326 at-bats...No NL team has a lower average against him for his career, and only the Cubs (.548) have a lower OPS than Atlanta (.569).

Ozzie Albies has two hits in four career at-bats against Bumgarner, and no other active Braves hitter is batting above .222 (Joc Pederson, 2-for-9)...Freddie Freeman has the most at-bats of any Braves batter, and is just 7-for-34 (.206) for his career against the lefty.

SWEEP: Atlanta has won the first three games of this series and is looking for its first sweep of the D-backs since a three-game set at Truist Park, July 14-16, 2017.

The Braves have not swept here in Arizona since taking all three games, August 6-8, 2004.

Atlanta has never swept Arizona in a four-game series.

OZZIE ALBIES: Connected on his 30th home run of the season and drove in his 100th RBI last night, establishing career-high totals in both...Ended the night 1-for-4 with three RBI.

Albies became the first Braves middle infielder in baseball's modern era to drive in 100 runs in a single season, and just the third second baseman in franchise history with a 30-homer campaign...Davey Johnson hit 43 for Atlanta in 1973, while Dan Uggla had 36 in 2011.

Albies reached 30 homers and 100 RBI in his age 24 season, making him the youngest second baseman in baseball history with such a season...Baltimore's Jonathan Schoop (2017) and the Yankees' Joe Gordon (1940) each did so in their age 25 season.

Albies and 3B Austin Riley each homered for Atlanta last night, the 12th time the pair has gone deep in the same game since the start of last season... Just one other pair of teammates - Toronto's Vladimir Guerrero Jr. and Lourdes Gurriel Jr. - have homered in the same game as many times in that span.

AUSTIN RILEY: Drove a 2-0 pitch in last night's third inning out to left-center field for his 31st home run of the season, extending his own career high...The homer was his second in as many games.

On Tuesday night, Riley became the 10th player in franchise history with a 30-homer season in his age 24 season or younger, and the first since Ronald Acuña Jr. hit 41 homers in 2019...He is just the fourth Braves third baseman to have such a season, joining Eddie Mathews (four times), Bob Horner (two times) and Chipper Jones (once).

Riley collected his 30th double on Monday night and is on pace to drive in 103 runs...Just two other third basemen in franchise history have had a 30 double/30 homer/100 RBI season, with Chipper Jones being the last to do so in 2001.

Jones had three such seasons (1999, 2000 & 2001), while Eddie Mathews did so once (1953).

Riley has at least one hit in eight straight games, including four mulit-hit efforts, and is batting .371/.371/.657 in that span...In 61 total games since the All-Star break, he has batted .335/.383/.611 with 17 homers and 53 RBI.

LINEUP: Jorge Soler, Freddie Freeman, Ozzie Albies and Austin Riley have batted 1-4, respectively, in this series, and they have combined to score 18 runs and drive in 19 in the three games.

Albies has batted third in 45 games this season, and is hitting .288/.333/.531 out of that spot in the lineup...He has 42 RBI in 45 games.

In 82 games batting second this season, Freeman has hit .310/.407/.527 with 34 extra-base hits...He has batted third 66 times, and is hitting .298/.375/.512 with 24 extra-base hits.

Upcoming Schedule and Probable Pitchers

DATE	OPP.	PROBABLE PITCHERS	TV	TIME
Fri., Sept. 24	vs. SD	Completion of suspended game, July 21	BSSE	8:10p
	at SD	LH Max Fried (12-7, 3.31) vs. TBA	BSSE	10:10p
Sat., Sept. 25	at SD	RH Huascar Ynoa (4-5, 3.43) vs. TBA	FOX	7:15p
Sun., Sept. 26	at SD	TBA vs. TBA	BSSE	4:10p
All times listed are Eastern; All games broadcast on 680 The Fan and the Braves Radio Network BSSE-Bally's Sports Southeast; BSSO-Bally's Sports South				

Braves Bullpen Briefs

Jesse Chavez • RHP • 6-1 • 175 • 37 yrs • #60

Saves/Opp: 0/1 **Holds:** 2 **1st Batter/Retired:** 25/16 **Inherited Runners/Scored:** 11/5

- His 1.89 FIP is the third lowest in the majors, trails only Jacob deGrom and Corbin Burns (min 20.0 IP).
- Twenty-two of his 25 relief appearances have been scoreless since joining Atlanta.
- Opened the game for Atlanta on June 24 at Cincinnati, allowing two runs in 2.1 innings pitched and suffering the loss...Only other loss came in an extra-inning appearance against Tampa Bay on July 16.
- Had a 2.25 ERA (5 ER/20.0 IP) in 13 appearances with Triple-A Gwinnett.
- Spend the 2020 season with Texas...Had a 6.88 ERA in 18 appearances.

Luke Jackson • RHP • 6-2 • 210 • 29 yrs • #77

Saves/Opp: 0/4 **Holds:** 28 **1st Batter/Retired:** 66/42 **Inherited Runners/Scored:** 25/7

- Owns the second highest left-on-base percentage among all pitchers in the majors at 89.6% (min. 55.0 IP).
- His 13 earned runs allowed are tied for the second fewest in baseball among pitchers with as many outings.
- Ranks tied for second in the majors with 28 holds this season.
- His 54 scoreless appearances are tied for the fifth most in MLB.
- Has induced 250 ground balls since the beginning of the 2019 season, fourth most in the majors among relievers.
- In his 19 relief appearances last year, Jackson induced 60 ground balls, the most among relievers in baseball.
- Converted 19 of his 27 save chances after logging just one career save prior to 2019.

Dylan Lee • LHP • 6-3 • 214 • 27 yrs • #74

Saves/Opp: 0/0 **Holds:** 0 **1st Batter/Retired:** 0/0 **Inherited Runners/Scored:** 0/0

- Pitched to a 1.58 ERA (8 ER/45.2 IP) with a record of 5-1 and one save with 52 strikeouts in 34 relief appearances with Triple-A Gwinnett this season.
- Originally drafted by the Miami Marlins in 10th round of the 2016 MLB June Amateur Draft from California State University, Fresno...Signed a minor league contract with the Atlanta Braves in on April 15, 2021.

Chris Martin • RHP • 6-8 • 225 • 35 yrs • #55

Saves/Opp: 1/3 **Holds:** 13 **1st Batter/Retired:** 43/28 **Inherited Runners/Scored:** 3/2

- Averaging 1.37 walks per nine innings pitched this year, fourth lowest rate in baseball (min. 40 app.).
- Recorded his first save of the year on 8/8 against Washingtont and first since 7/31/20 against New York (NL)
- His 37 holds since 2019 are the tied for the 16th most in baseball.
- Tossed the sixth immaculate inning in franchise history, 9/11/19 at Philadelphia, fanning César Hernández, Jay Bruce, and Logan Morrison on nine total pitches.

Tyler Matzek • LHP • 6-3 • 210 • 30 yrs • #68

Saves/Opp: 0/0 **Holds:** 23 **1st Batter/Retired:** 64/43 **Inherited Runners/Scored:** 26/2

- Stranded 24 of 26 inherited runners...His 92.3% strand rate is the highest in baseball (min. 25 IR) - no other pitcher has a rate higher than 88%.
- Snapped a homerless streak of 41.2 innings dating to April 30, on 9/7 vs. Washington.
- Credited with a hold in 14 out of his last 26 outings...His 23 holds are tied for the sixth most in MLB.
- Pitched to a 2.19 ERA in 42 appearances after allowing a season-high three runs on June 1 against Washington.
- His 11.17 K/9 rate is the sixth highest in the NL among pitchers with at least as many appearances this year.
- Ranks second in the majors in strikeouts (115), third in innings (87.0 IP) and third in FIP (2.79 - min. 65.0 IP) among lefty relievers since the beginning of the 2020 season.
- His 85 appearances over the past two seasons are tied for the sixth most among lefty relievers.
- Last season pitched to a 1.94 FIP this season, lowest among all lefties and fourth in MLB (min. 25 IP).

A.J. Minter • LHP • 6-0 • 215 • 27 yrs • #33

Saves/Opp: 0/6 **Holds:** 22 **1st Batter/Retired:** 57/41 **Inherited Runners/Scored:** 23/4

- Pitched to a 10.57 K/9 in 14 games since being recalled on August 10.
- Prior to being optioned on 7/16, his 20 holds were the most in MLB...Ranks T-8th after being recalled on 8/10.
- Did not allow a hit or surrender a run in seven outings with Triple-A Gwinnett while fanning 10 hitters in 7.1 IP.
- Made his first career start in Game 5 of the NLCS... Minter became the first pitcher in major league history to make his first career start in the postseason... Held Los Angeles (NL) to one hit while fanning seven without issuing a walk over 3.0 scoreless innings during his start.

Sean Newcomb • LHP • 6-5 • 255 • 27 yrs • #15

Saves/Opp: 1/1 **Holds:** 1 **1st Batter/Retired:** 32/16 **Inherited Runners/Scored:** 15/9

- Pitched to a 1.29 ERA since being recalled on September 2...Had a 5.68 ERA with Atlanta prior to his recall.
- Struck out 10 hitters in six appearances for a 12.86 K/9 rate since being recalled on September 2...His 11.97 strikeout-per-nine-innings rate is the 8th highest in the majors among left-handed pitchers (min. 30 appearances).
- Recorded 27 strikeouts in 15.2 innings pitched with Triple-A Gwinnett (15.51 K/9).
- Recalled to Atlanta on 9/2...Had a 1.72 ERA in 14 relief appearances with Triple-A Gwinnett.
- On June 24 he pithed 2.0 scoreless innings in relief for the first time since August 4, 2019 against Cincinnati.

Richard Rodríguez • RHP • 6-4 • 230 • 31 yrs • #48

Saves/Opp: 14/17 **Holds:** 6 **1st Batter/Retired:** 59/47 **Inherited Runners/Scored:** 9/3

- Pitching to a 1.35 BB/9 rate this season, third lowest among pitchers with at least 40 appearances.
- Among pitchers with as many innings as Rodríguez this season, his 0.88 WHIP ranks sixth lowest in the majors... He has held the opposition to a .200 batting average (44-for-220), with 16 extra-base hits.
- Acquired by the Braves, 7/30, from the Pittsburgh Pirates in exchange for RHP Bryse Wilson and RHP Ricky DeVito...Made his Braves debut on 7/31 vs. Milwaukee, allowing two hits over a scoreless frame .
- Had 14 saves and a 2.82 ERA (12 ER/38.1 IP) in 37 games for the Pirates this season...Struck out 33 and walked just five, while compiling a 4-2 record.

Will Smith • LHP • 6-5 • 255 • 31 yrs • #51

Saves/Opp: 33/39 **Holds:** 0 **1st Batter/Retired:** 65/45 **Inherited Runners/Scored:** 1/1

- His 33 saves are tied for the fourth most in the majors.
- Has converted 33 saves in 39 opportunities...Has an 84.2% conversion rate this season.
- Leads Atlanta with 33 saves this year, the most by an Atlanta reliever since Craig Kimbrel had 47 saves in 2014.
- Per Baseball Reference, has the most appearances in high-leverage situations with 45...Next closest has 42...For reference, MLB saves leader, Mark Melancon, has only appeared in 27 such situations.
- Was 1-5 with a 4.74 ERA prior to June 10...Since then he has pitched to a 2.89 ERA with 22 saves.
- Allowed seven home runs in 16.0 IP (18 appearances) for a HR/9 rate of 3.94 in 2020...Has allowed 10 home runs in 65 appearances (62.0 IP) this season for a 1.45 HR/9 rate.

Drew Smyly • LHP • 6-2 • 188 • 32 yrs • #18

Saves/Opp: 0/0 **Holds:** 0 **1st Batter/Retired:** 4/3 **Inherited Runners/Scored:** 0/0

- Owns a 4.75 ERA in 23 starts and a 3.00 ERA in three relief appearances this season...Has a career 4.32 ERA as a starter and a 3.48 ERA as a reliever.

Jacob Webb • RHP • 6-2 • 210 • 27 yrs • #71

Saves/Opp: 0/0 **Holds:** 0 **1st Batter/Retired:** 30/20 **Inherited Runners/Scored:** 18/7

- Since being recalled on September 1, has held opponents to a .094 batting average and .314 OPS in 10 games.
- Pitched to a 0.68 WHIP and has not allowed an earned run since being recalled on September 1...Last surrendered an earned run on May 20 earlier this season.
- Has a 2.08 ERA (4 ER/17.1 IP) in 18 home games and a 3.86 ERA (6 ER/13.2 IP) in 12 road games.
- Held opponents to one earned run or less in 46 of his first 48 career games, the second most such games to begin a career by a Braves player, trailing only Jonny Venters.
- Tossed 2.1 scoreless frames in relief on September 26 against Boston to become the first player in Braves franchise history (dating to 1901) without an earned run allowed in 40 of his first 44 career games.

Team Bullpen Totals

W-L: 27-31 **SV-OPP:** 35-60 **ERA:** 4.05
IP: 529.1 **R:** 259 **ER:** 238
HITS/HR: 487/65 **BB:** 214 **SO:** 537
1st Batter Faced/Retired: 541/358
Inherited Runners/Scored: 176/59

Braves Bullpen By Month

Month	W-L	ERA	SV-OP	IP	H	R	ER	BB	SO	HR
April	5-7	4.76	6-9	92.2	88	52	49	51	102	11
May	2-6	4.62	4-9	87.2	89	57	45	36	96	12
June	2-6	4.73	7-11	97.0	91	52	51	36	93	13
July	5-4	3.34	5-8	86.1	87	34	32	30	73	10
August	7-2	3.79	9-13	90.1	78	39	38	36	104	11
September	6-6	2.75	4-10	75.1	55	25	23	25	69	8

Most Recent Appearances

JESSE CHAVEZ

DATE	OPP.	DEC.	IP	H	R	ER	BB	SO	HR
9/2	at COL	H, 2	1.0	0	0	0	0	1	0
9/4	at COL	ND	0.2	1	0	0	0	1	0
9/9	vs. WSH	BS, 1	0.1	1	0	0	0	0	0
9/14	vs. COL	ND	1.0	1	1	1	0	0	0
9/15	vs. COL	ND	1.0	0	0	0	0	1	0
9/18	at SF	ND	1.0	0	0	0	0	1	0
9/21	at ARI*	ND	1.1	0	0	0	2	0	0

LUKE JACKSON

DATE	OPP.	DEC.	IP	H	R	ER	BB	SO	HR
9/7	vs. WSH	W, 2-2	1.1	0	0	0	0	3	0
9/9	vs. WSH	BS, 4	0.1	2	1	1	1	0	0
9/10	vs. MIA	H, 25	1.0	0	0	0	0	3	0
9/12	vs. MIA	H, 26	1.0	0	0	0	0	0	0
9/15	vs. COL	ND	1.0	0	0	0	0	3	0
9/19	at SF	H, 27	1.0	1	0	0	0	0	0
9/21	at ARI	ND	1.0	1	0	0	2	1	0
9/22	at ARI	H, 28	0.1	0	0	0	0	1	0

DYLAN LEE

DATE	OPP.	DEC.	IP	H	R	ER	BB	SO	HR
8/28	at NAS+	ND	1.0	1	0	0	0	2	0
9/3	vs. MEM+	W, 5-1	3.0	0	0	0	0	4	0
9/8	at COL+	ND	1.0	3	1	1	0	2	0
9/10	at COL+	ND	1.0	1	0	0	1	3	0
9/16	vs. NAS+	ND	1.0	0	0	0	0	1	0

CHRIS MARTIN

DATE	OPP.	DEC.	IP	H	R	ER	BB	SO	HR
8/22	at BAL	H, 13	0.2	2	0	0	0	0	0
8/24	vs. NYY	ND	1.0	1	1	1	0	1	1
8/28	vs. SF	ND	1.0	4	2	2	0	1	0
8/30	at LAD	ND	1.0	0	0	0	0	1	0
9/1	at LAD	BS, 4/L, 2-4	0.1	2	1	1	1	1	0
9/17	at SF	ND	1.0	1	0	0	0	1	0
9/20	at ARI	ND	1.0	0	0	0	0	1	0
9/22	at ARI	ND	0.2	3	1	1	0	1	1

TYLER MATZEK

DATE	OPP.	DEC.	IP	H	R	ER	BB	SO	HR
9/3	at COL	ND	1.0	1	0	0	0	3	0
9/7	vs. WSH	BS, 1	0.2	3	4	4	1	0	1
9/9	vs. WSH	ND	0.2	0	0	0	0	0	0
9/10	vs. MIA	H, 23	1.0	1	0	0	0	1	0
9/15	vs. COL	ND	1.0	0	0	0	0	0	0
9/17	at SF	ND	1.0	0	0	0	2	1	0
9/21	at ARI	ND	1.0	0	0	0	0	0	0

A.J. MINTER

DATE	OPP.	DEC.	IP	H	R	ER	BB	SO	HR
9/4	at COL	L, 2-5	0.1	1	2	2	1	0	0
9/8	vs. WSH	ND	2.0	0	0	0	1	0	0
9/9	vs. WSH	H, 22	0.2	1	1	1	0	0	0
9/15	vs. COL	L, 2-6	1.0	1	1	0	0	0	0
9/17	at SF	ND	0.1	0	0	0	0	1	0
9/18	at SF	ND	1.0	0	0	0	0	2	0
9/21	at ARI	ND	1.0	1	0	0	0	0	0

SEAN NEWCOMB

DATE	OPP.	DEC.	IP	H	R	ER	BB	SO	HR
9/4	at COL	ND	1.0	1	1	1	1	2	0
9/10	vs. MIA	H, 2	1.0	1	0	0	0	3	0
9/14	vs. COL	ND	2.0	0	0	0	1	4	0
9/17	at SF	ND	1.0	1	0	0	2	1	0
9/20	at ARI	ND	1.0	0	0	0	2	0	0
9/22	at ARI	ND	1.0	1	0	0	0	0	0

RICHARD RODRÍGUEZ

DATE	OPP.	DEC.	IP	H	R	ER	BB	SO	HR
9/5	at COL	ND	1.0	0	0	0	0	0	0
9/8	vs. WSH	L, 3	1.0	1	1	1	0	0	1
9/9	vs. WSH	ND	1.0	1	1	1	0	0	1
9/11	vs. MIA	L, 4-4	1.0	3	2	2	0	0	2
9/14	vs. COL	ND	1.0	0	0	0	0	1	0
9/20	at ARI	ND	1.0	2	1	1	0	1	1

DREW SMYLY

DATE	OPP.	DEC.	IP	H	R	ER	BB	SO	HR
8/30	at LAD*	L, 9-4	4.2	9	5	5	0	5	4
9/4	at COL	ND	1.0	0	0	0	0	1	0
9/8	vs. WSH	ND	1.0	3	1	1	0	0	0
9/18	at SF	ND	1.0	1	0	0	0	0	0
9/21	at ARI	W, 10-4	3.1	4	1	1	0	4	0

WILL SMITH

DATE	OPP.	DEC.	IP	H	R	ER	BB	SO	HR
9/9	vs. WSH	BS, 5	1.0	1	1	1	1	2	0
9/10	vs. MIA	ND	1.0	1	0	0	0	1	0
9/12	vs. MIA	S, 32	1.0	1	0	0	1	0	0
9/14	vs. COL	ND	1.0	0	0	0	0	1	0
9/17	at SF	BS, 6	1.0	1	1	1	0	2	1
9/19	at SF	S, 33	1.0	0	0	0	0	2	0

JACOB WEBB

DATE	OPP.	DEC.	IP	H	R	ER	BB	SO	HR
9/9	vs. WSH	W, 3-2	1.0	0	0	0	0	0	0
9/12	vs. MIA	W, 4-2	1.0	0	0	0	0	1	0
9/14	vs. COL	ND	1.0	1	0	0	1	0	0
9/15	vs. COL	ND	0.1	0	0	0	0	1	0
9/17	at SF	L, 4-3	0.2	0	1	0	2	0	0
9/20	at ARI	W, 5-3	1.0	0	0	0	0	2	0
9/21	at ARI	ND	1.1	1	0	0	0	1	0

* As a Starter
+ With Triple-A Gwinnett

Braves Bits	
Ehire Adrianza • INF/OF • 6-1 • 195 • 32 yrs • #23	Guillermo Heredia • OF • 5-10 • 195 • 30 yrs • #38
ARI Series: .000 (0-1) Last HR: 6/30/21 vs. NYM (Szapucki) Road Trip: .000 (0-2) Current Streak: 0-5	ARI Series: 1.000 (1-1) Last HR: 8/11/21 vs. CIN (Miley) Road Trip: .500 (1-2) Current Streak: 1 game (1-1)
Season Long Streak: 3 games, 2x, last: 6/20[1]-24 (5-6, .833)	Season Long Streak: 5 games, 6/13-18 (8-16, .500, HR)
<div><ul style="list-style-type: none">In 67 pinch-hit plate appearances this season, he leads MLB pinch hitters in extra-base hits (tied, 7) and hits (tied, 14), is second in doubles (tied, 4) and homers (tied, 3), and is third in RBI (tied, 10)...Has batted .237/.328/.458 (14-for-59) in that role...His 14 pinch hits are Atlanta's most since Matt Joyce (16) and Charlie Culberson (15) in 2019.Since 9/1 is hitting .294 (5-for-17)...Has batted .237/.321/.344 in 27 starts this season.Has an OPS 115 points higher as a left-handed hitter (.743)...Has 12 XBH from the left side in 120 AB...Has a .628 OPS as a right-hander with two XBH in 49 AB.In his career, has appeared at every position but catcher, including two relief outings.</div>	<div><ul style="list-style-type: none">Hitting 4-for-33 (.121) dating back to 8/15...Has five runs and six walks in that span.As a pinch hitter in 2021, has hit .250/.400/.250 (3-for-12) with 3 walks and 3 runs.Two of his five homers this season came on 4/18 at CHC, also plated six runs...It was his first career multi-homer game and the third two-homer, six-RBI game by an ATL-era centerfielder (Ron Gant, 7/5/90 and Andruw Jones, 7/18/06).</div>
Ozzie Albies • INF • 5-8 • 165 • 24 yrs • #1	Joc Pederson • OF • 6-1 • 220 • 29 yrs • #22
ARI Series: .308 (4-13, 2B, 2 HR, 4 R, 6 RBI) Last HR: 9/22/21 at ARI (Kelly) Road Trip: .192 (5-26, 6 RBI) Current Streak: 4 games (5-17, .294, 2 HR, 6 RBI)	ARI Series: .333 (1-3, 2B, R) Last HR: 8/31/21 at LAD (Buehler) Road Trip: .333 (3-9, 2 2B, R) Current Streak: 1 game (1-1, 2B, R)
Season Long Streak: 10 games, 4/26-5/6 (14-40, .350, 2 HR)	Season Long Streak: 11 games, 7/24-8/5 (17-41, .415, 2 HR)
<div><ul style="list-style-type: none">N.L. Ranks: XBH (71, 2nd), 3B (6, T2nd), RBI (100, 3rd), TB (287, 3rd), 2B (35, 4th), Runs (94, T5th), SB (17, T9th)...ATL is 23-17 with him hitting leadoff.Last night became the youngest 2B in MLB history with at least 30 homers and 100 RBI.Last night became the first Atlanta middle infielder (min. 75% of games) in franchise history with 100 RBI...He is on pace to produce 77 extra-base hits and 108 RBI.Is hitting .229/.282/.458 (38-for-166) out of the leadoff spot this season, compared to .266/.321/.501 (112-for-421) in all other batting order positions.From 9/3-7, homered in 4 straight games, his 2nd 4-game HR streak this season...Hank Aaron was the last Brave to have multiple such streaks in a single season, doing so in 1966.With 90 HR, has the most by a second baseman in Braves history (passed Uggla 8/12).Selected to his second career All-Star Game (also: '18)...Is just the second Braves second baseman to earn multiple All-Star selections (Felix Millan, 1969 & 1971).</div>	<div><ul style="list-style-type: none">10th-inning single on 9/9 was the second walk-off of his career and first with Braves.Went 2-for-5 on 9/9 and 9/19 but is 15-for-89 (.169) since snapping his career-best 11-game hitting streak, 8/6...Went 17-for-41 (.415) with a two homers during the run.In 57 games with Atlanta, including 39 starts, has gone 37-for-157 (.236) with five homers and 18 RBI...Has made 22 starts in center and 17 starts in right field.After beginning the season just 7-for-51 (.137), was placed on the IL with left wrist tendinitis...Since being activated on 5/3, is hitting .246 in 114 games (90 starts).Batting .272/.327/.467 with runners in scoring position, including .313/.389/.479 in such situations with two outs...Batting .212/.283/.386 with the bases empty.Has hit .258 (25-for-97) against lefties this season, with a pair of homers...Batted .191 against left-handed pitchers in his first seven MLB seasons, with nine homers.Acquired via trade from CHC on 7/15...Prior to joining the Cubs, had spent his first seven MLB seasons with the Dodgers, hitting .230 with 130 home runs.</div>
Orlando Arcia • INF • 6-0 • 200 • 26 yrs • #9	Austin Riley • INF • 6-3 • 240 • 24 yrs • #27
ARI Series: ---- Last HR: 6/22/21 at PHI (Moore) Road Trip: .000 (0-2) Current Streak: 0-3	ARI Series: .462 (6-13, 3 2B, 2 HR, 4 R, 6 RBI) Last HR: 9/22/21 at ARI (Kelly) Road Trip: .385 (10-26, 4 2B) Current Streak: 8 games (13-35, .371, 2 HR, 8 R, 6 RBI)
Season Long Streak: 6 games, 6/6-6/16 (7-20, .350, 6 RBI, 2 R)	Season Long Streak: 9 games, 7/23-8/30 (15-35, .429, 7 HR)
<div><ul style="list-style-type: none">Recalled 9/22 after spending 9/1-19 with the Braves...Since the start of September, he's hitting .091/.167/.091 (1-for-11) with a run, RBI, a walk and one strikeout...Acquired from MIL on 4/6 for RHPs Chad Sobotka and Patrick Weigel.In 74 games with Gwinnett, hit .282/.351/.516 (81-for-287)...2021 Braves Minor League numbers: 17 home runs, 33 extra-base hits, 148 total bases, 54 runs and 81 hits.Made the Opening Day roster with Milwaukee and went 1-for-11 in four games.</div>	<div><ul style="list-style-type: none">N.L. Ranks: TB (290, 2nd), Hits (165, 4th), RBI (95, 5th), AVG (.302, 8th), HR (31, T8th)...Currently tied for third in the National League with 47 multi-hit games.On 9/21 became 10th Brave 24-or-younger to hit 30 HR in a season (last: Acuña, 2019).Has 31 home runs and 30 doubles this season, the first Braves third baseman with a 30/30 season aged 24-or-younger since Chipper Jones in 1996...There are just three such seasons in franchise history (Jones, 1996; Eddie Mathews, 1953).On 9/20 became only Brave this season to log three doubles in a game, and first since Dansby Swanson did it on 8/23/20 vs. PHI...It had happened 28 times in MLB this season.Batting .335/.383/.611 in 61 games since the All-Star Break, with 80 hits and 53 RBI...His average is eighth-best in baseball since the break and his RBI count is third.Tabbed as the third baseman on MLB's August Team of the Month...Hit safely in 23 of 26 August games, trailing only Chicago-AL's José Abreu (24 total games).Went 2-for-5 with two homers and a career-most six RBI, 7/27 at NYM...Is the first Braves 3B with two homers and six RBI in a game since Earl Williams on 6/13/1971.Has reached base five times in a game on three different occasions this season, last on June 13 at Miami...Did not do so once over his first two seasons.Named the N.L. Player of the Week for the period of 5/17-23...In seven games, went 12-for-26 with four doubles, six home runs and 11 RBI...He is the only player in modern Braves franchise history to hit six homers and 10 extra-base hits in any seven-game span.</div>
Travis d'Arnaud • C • 6-2 • 210 • 32 yrs • #16	Eddie Rosario • OF • 6-1 • 180 • 29 yrs • #8
ARI Series: .500 (2-4, 2B, R) Last HR: 9/17/21 at SF (Rogers) Road Trip: .200 (3-15, 2B, HR, 2 R, 3 RBI) Current Streak: 1 game (2-4, 2B, R)	ARI Series: .182 (2-11, HR, 2 R) Last HR: 9/20/21 at ARI (de Geus) Road Trip: .364 (8-22, cycle, 2 HR, 3 R, 2 RBI) Current Streak: 0-7
Season Long Streak: 5 games, 4/29-8/13 (7-19, .368, HR)	Season Long Streak: 14 games, 6/13-6/28 (17-53, .321, 2 HR)
<div><ul style="list-style-type: none">Since coming off IL on 8/11, 12 of his 22 hits have gone for extra bases...Across those 27 games, is hitting .229/.315/.458 (22-for-96) with five HR, 14 RBI and 10 walks.Is hitting .226/.305/.472(12-for-53) with seven XBH in 16 September games.On 9/17 hit go-ahead, three-run home run off Tyler Rogers in ninth inning vs. SEBraves catchers combined to bat just .180 this season prior to d'Arnaud's return, the worst average in baseball...d'Arnaud hit .321/.386/.533 last year to win the Silver Slugger.Agreed to terms on a two-year contract extension with a club option for 2024 on 8/20.</div>	<div><ul style="list-style-type: none">Has 4th-highest Sept. SLG in MLB (.701) among qualified players within the month.On 9/19 hit for first cycle of his career...Was the 4th cycle in MLB this season...Became the 5th Puerto Rican in MLB history to hit for the cycle and the first since Bengie Molina (TEX, 7/16/10)...Completed cycle having seen only five pitches in the game.Since his Braves debut on 8/28, has six homers and has slashed .295/.362/.689 (1.051 OPS)...Has two doubles, two triples, nine runs, 12 RBI and seven BB in that time frame.Was acquired by Atlanta from Cleveland on July 30 in exchange for INF Pablo Sandoval.Batted .254 (72-for-283) over 78 G for Cleveland this season, with 15 doubles, a triple and seven HR, driving in 46... Hit 32 HR with 109 RBI in his last full season in 2019, batting .276/.300/.500 over 137 games to earn an 18th-place finish in A.L. MVP voting.Has appeared defensively at all three outfield positions, including 670 games in left.</div>
Adam Duvall • OF • 6-1 • 215 • 33 yrs • #14	Jorge Soler • OF • 6-4 • 240 • 29 yrs • #12
ARI Series: .231 (3-13, HR, 4 RBI) Last HR: 9/20/21 at ARI (Widener) Road Trip: .269 (7-26, 8 RBI) Current Streak: 1 game (2-4, 2 RBI)	ARI Series: .167 (2-12, 2B, 3 R, 3 RBI) Last HR: 9/21/21 at ARI (Weaver) Road Trip: .200 (4-20, 2 2B, 3 R, 3 RBI) Current Streak: 0-3
Season Long Streak: 16 games, 9/1-9/20 (18-64, .281, 8 HR, 10 R, 19 RBI)	Season Long Streak: 12 games, 9/2-15, (16-54, .296, 2 HR, 9 R, 6 RBI)
<div><ul style="list-style-type: none">N.L. Ranks: RBI (109, 1st), HR (37, 2nd)...37 HR are his best in a single season.Had 16-game hit streak on 9/21...It was the longest active in MLB...It's the 4th-longest streak in the N.L. this season...Stands as the longest streak of his career...It's the longest hit streak by a Brave since Freddie Freeman hit in 18 straight from 8/14-9/4/2020.Has hit safely in 17 of 18 Sept. G...8 HR(tied) and 21 RBI are best in N.L. this month.Hit 483-foot homer 9/20 - the longest HR of his career and 4th-longest in MLB this season...It's the 2nd-longest HR by a Brave in the Statcast era (Acuña, 495 ft., 8/25/20).His 109 RBI mark a career most, besting his 103 RBI in 2016 with Cincinnati...Hasn't reached 100 RBI in any other seasons to this point in his career.Had his seven-game extra-base-hit streak snapped on 9/10...It's tied for the third-longest streak in MLB this year behind Joey Votto (CIN, 8 G) and J.D. Martinez (BOS, 8 G).Batting .331 with runners in scoring position and .169 with the bases empty.Acquired by Atlanta, 7/30, from Miami in exchange for C Alex Jackson...Played parts of the last three seasons with the Braves...Was originally acquired by Atlanta at the trade deadline in 2018, and hit .231/.290/.488 over 131 games in his first stint with the Braves.</div>	<div><ul style="list-style-type: none">Has hit leadoff the past three nights - had done that only once prior...He's a lifetime .200/.316/.467 (3-for-15) hitter out of the first spot with a double, homer, and 3 RBI.Had his career-high 12-game hit streak snapped on September 17...It was tied for the longest active streak in baseball with teammate Adam Duvall and Bryce Harper (PHI).Over his last 32 games, is hitting .282 (35-for-124) with eight home runs, 19 RBI, 21 runs and 14 walks...Slugging .551 since the All-Star Break with 28 extra-base hits (17 homers) in 58 games...Homers are tied for 11th best in baseball since the break.Hitting .267 (20-for-75) in September with 10 XBH (3 HR), 12 runs and nine RBI.Batting .269/.353/.514 over 46 games with the Braves...Atlanta acquired him, 7/30.Slugged .531 in the month of August with three doubles and eight homers in 96 at-bats...Tallied six homers over the first three months of the season.From 8/29-8/30, hit home runs in back-to-back games for the 13th time in his career.Had back-to-back multi-homer games, 7/25 and 7/26, becoming just the second Royals player all-time with multi-homer games in consecutive dates (Darrell Porter, 1977).Led the American League and set the KC franchise record with 48 home runs in 2019.Eight-year MLB veteran: Cubs (14-16), Royals (17-21)...2016 WS champ w/ CHC.</div>
Freddie Freeman • INF • 6-5 • 220 • 32 yrs • #5	Dansby Swanson • INF • 6-1 • 190 • 27 yrs • #7
ARI Series: .571 (8-14, 3 2B, 7 R, 2 RBI) Last HR: 9/22/21 at ARI (Clippard) Road Trip: .444 (12-27, 8 R) Current Streak: 12 games (22-52, .423, 13 R, 9 RBI)	ARI Series: .154 (2-13, R, RBI) Last HR: 9/1/21 at LAD (Vesia) Road Trip: .130 (3-23, R, RBI) Current Streak: 0-4
Season Long Streak: 12 games, 9/9-present (22-52, .423, 3 HR, 13 R, 9 RBI)	Season Long Streak: 12 games, 5/19-6/3 (17-47, .362, 5 HR)
<div><ul style="list-style-type: none">N.L. Ranks: Runs (116, 1st), TB (294, 1st), Hits (172, 2nd), Walks (77, 4th), OBP (.393 4th), HR (31, T8th)...Tied for first in N.L. with 51 multi-hit G (T. Turner, WSN/LAD).Current 12-game hit streak is his season high...It's the second-longest active streak in MLB (Betts, LAD, 13 G)...It's his longest since hitting in 12 straight from 9/6-18/2020.Last night logged three runs and two RBI...Since his MLB debut in 2010, leads the majors with 88 games with at least two runs and two RBI (tied with Edwin Encarnación).His 116 runs mark a new career high, besting his total of 113 from 2019.His 28 September hits are third in the National League this month...Also ranks highly in runs scored (T3rd, 21), batting average (5th, .368) and OBP (10th, .429).Finished play on 5/7 hitting .195 (22-for-113)...Since then, he's hit .331/.410/.547 with 24 homers, 64 RBI and 100 runs across 118 games...Has hit safely in 17 of 19 Sept. G.In 80 wins, has hit .348 w/ 20 homers and 54 RBI...In 70 losses, has hit .253 w/ 28 RBI.Hit for the cycle 8/18 at MIA...Became the first Braves player in the modern era (since 1900) to hit for two cycles in his career...He also did so on 6/15/16 vs. CIN.Started at first base for the N.L in the All-Star Game...Was his fifth career All-Star honor...Is the first Braves infielder to win three consecutive fan-elected starts.</div>	<div><ul style="list-style-type: none">Hitting .130 (10-for-77) in his last 22 games with two extra-base hits.Has hit .273/.332/.490 over his last 64 games, with 67 hits (27 XBH) in 245 at-bats.Has 26 home runs, a new career-high total, to set the Braves franchise single-season record for a shortstop...Denis Menke held the original mark (20) for Milwaukee in 1964.Went 3-for-4 with 2 HR and a career-high 7 RBI, 7/31 vs MIL...Just the second Braves SS since 1920 w/ at least 2 HR and 7 RBI in a game (Jeff Blauser, 5/11/96 at PHI).Had an RBI in six straight games, from 7/7-17, a career-long streak...That matched the longest such streak by a Braves shortstop since 1920, when RBI became an official stat, joining Jeff Blauser ('93), Rafael Ramirez ('82), Eddie Miller ('40) and Doc Farrell ('27)..</div>





Braves Blasts				
HOME RUN BREAKDOWN				
Braves Solo		128	Opponent Solo95	
Braves 2-Run.		71	Opponent 2-Run.54	
Braves 3-Run.		18	Opponent 3-Run.20	
Braves Grand Slams		10	Opponent Grand Slams 4	
Braves Total		227	Opponent Total173	
2021 BRAVES BACK-TO-BACK HOMERS				
Date	Opp.	Inning	Hitters	Opposing Pitchers(s)
5/14	at MIL	5th	Ozuna-Albies	LH Eric Lauer
5/21	vs. PIT	5th	Albies-Riley	LH Tyler Anderson
5/21	vs. PIT	7th	Riley-Swanson	LH Chasen Shreve
8/14	at WSH	9th	Swanson-Duvall	RH Jefry Rodríguez
8/15	at WSH	5th	Freeman-Riley	RH Paolo Espino
8/30	at LAD	6th	Soler-Freeman	LH Julio Urias
9/5	at COL	3rd	Duvall-d'Arnaud	RH Ryan Feltner
9/19	at SF	7th	Duvall-Rosario	RH's Anthony DeSclafini/Zack Littell
MULTI-HOMER GAMES				
Player	Career	2021	Last	
Freeman	17	0	9/10/20 at WSH	
Pederson	17	2	6/18/21 vs. MIA	
Duvall	10	3	6/19/21 at CHI	
	Three-Homer Game (2)	0	9/9/20 vs. MIA	
Soler	9	2	7/26/21 vs. CHW	
Albies	7	2	6/30/21 vs. NYM	
Swanson	5	2	7/31/21 vs. MIL	
d'Arnaud	4	0	7/15/19 at NYY	
	Three-Homer Game	0	7/15/19 at NYY	
Vogt	4	1	9/9/21 vs. WSH	
Riley	3	3	7/27/21 at NYM	
Heredia	1	1	4/18/21 at CHI	
LEAD-OFF HOMERS				
Player	Career	2021	Last	
Pederson	23	2	6/18/21 vs. MIA (Poteet)	
Albies	8	2	9/5/21 at COL (Feltner)	
Almonte	1	0	9/18/19 vs. MIA (Alcantara)	
d'Arnaud	1	0	7/15/19 at NYY (Paxton)	
GAME-ENDING HOMERS				
Player	Career	2021	Last	
Freeman	5	0	9/25/20 vs. BOS (Springs)	
Albies	2	1	8/11/21 vs. CIN (Sims)	
d'Arnaud	1	0	7/6/19 vs. NYY (Green)	
Duvall	1	0	5/9/18 vs. NYM (Ramos)	
Pederson	1	0	4/15/19 vs. CIN (Iglesias)	
Swanson	1	0	8/17/20 vs. WSH (Hudson)	
GRAND SLAMS				
Player	Career	2021	Last	
Duvall	5	1	6/18/21 at CHI (Davies)	
Albies	4	0	7/27/19 at PHI (Suarez)	
Freeman	3	1	5/16/21 at MIL (Suter)	
Adrianza	2	1	5/21/21 vs. PIT (Difo)	
Almonte	2	0	4/22/18 at DET (Wilson)	
Pederson	2	0	4/3/17 vs. SD (Chacín)	
Riley	2	1	7/27/21 at NYM (Eickhoff)	
Swanson	2	2	7/31/21 vs. MIL (Curtiss)	
Vogt	2	0	6/15/15 at SD (Mazzoni)	
Heredia	1	1	4/18/21 at CHI (Tepera)	
d'Arnaud	1	0	7/21/19 vs. CHW (Cease)	
Pache	1	1	5/2/21 at TOR (Milone)	
Ynoa	1	1	5/4/21 at WSH (Rainey)	
PINCH-HIT HOMERS				
Player	Career	2021	Last	
Duvall	5	1	4/3/21 vs. TB (McHugh)	
Pederson	4	0	9/1/19 at ARI (Clarke)	
Adrianza	2	2	5/21/21 vs. PIT (Difo)	
Vogt	2	0	7/30/19 at PHI (Pivetta)	
Almonte	1	1	6/5/21 vs. LAD (Treinen)	
Freeman	1	0	9/21/10 at PHI (Halladay)	
Heredia	1	0	4/14/19 at TOR (Mayza)	
Smith	1	0	8/1/17 vs. TOR (Stroman)	
Soler	1	0	9/21/15 vs. MIL (Jimenez)	
Swanson	1	0	6/24/18 vs. BAL (Brach)	

Recent Transactions	
September 22: Selected the contract of LHP Dylan Lee to Atlanta and recalled INF/OF Orlando Arcia...Placed RHP Touki Toussaint on the bereavement list and placed RHP Edgar Santana on the paternity list.	
September 21: Claimed C Chadwick Trom off waivers from the San Francisco Giants and optioned him to Triple-A Gwinnett.	
September 19: Activated RHP Luke Jackson from the paternity list and optioned INF/OF Orlando Arcia to Triple-A Gwinnett.	
September 16: Returned RHP Chris Martin from his rehabilitation assignment and reinstated him from the 10-day injured list...Placed RHP Luke Jackson on the paternity list.	
September 10: Recalled C William Contreras to Atlanta and placed C Stephen Vogt on the 10-day injured list with right hip inflammation.	
September 2: Placed RHP Chris Martin on the 10-day injured list with right elbow inflammation and recalled LHP Sean Newcomb to Atlanta.	
September 1: Recalled INF/OF Orlando Arcia and RHP Jacob Webb to Atlanta as part of the expanded roster.	
August 31: Placed RHP Josh Tomlin on the 10-day injured list with a strained neck, backdated to August 29, and recalled RHP Edgar Santanta to Atlanta.	
August 29: Returned RHP Ian Anderson from his rehabilitation assignment and reinstated him from the 10-day injured list	
August 28: Optioned RHP Edgar Santana to Triple-A Gwinnet postgame.	
August 25: Returned OF Eddie Rosario from his rehabilitation assignment and reinstated him from the 10-day injured list...Designated OF Abraham Almonte for assignment.	
August 24: Reinstated C Travis d'Arnaud from the paternity list and optioned C William Contreras to Triple-A Gwinnett.	
August 21: Recalled C William Contreras from Triple-A Gwinnett and placed C Travis d'Arnaud on the paternity list.	
August 17: Returned RHP Huacar Ynoa from his rehabilitation assignmnet and reinstated him from the 60-day injured list.	
August 16: Optioned RHP Jacob Webb to Triple-A Gwinnet as a postgame assignment.	
August 13: Recalled RHP Jacob Webb....Outrighted C Kevan Smith to Triple-A Gwinnett...An-nounced Smith elected free agency.	
August 12: Optioned LHP Kyle Muller to Triple-A Gwinnett as a postgame assignment.	

Game-Ending RBI					
Player	Number	Last	Player	Number	Last
Adrianza	1	5/8/21 (1B)	Heredia	2	5/15/18 (1B)
Albies	3	8/11/21 (HR)	Pederson	2	9/9/21 (1B)
Almonte	-	-	Riley	-	-
d'Arnaud	2	7/6/19 (HR)	Smith	--	--
Duvall	3	8/22/20 (1B)	Soler	--	--
Freeman	12	7/1/21 (1B)	Swanson	5	4/15/21 (1B)
Fried	1	7/4/21 (1B)	Vogt	1	7/18/15 (1B)
Braves Walk-off Wins in 2021: 7 (9/9 vs. WSH - Pederson (1B))					

Ejections					
Player/Manager	2021	Career	Player/Manager	2021	Career
Adrianza	-	-	Pederson	1	4
Albies	-	-	Riley	-	-
Almonte	-	-	Smith	-	1
d'Arnaud	-	-	Snitker	1	15
Duvall	-	-	Soler	-	2
Freeman	-	5	Swanson	-	-
Heredia	-	-	Vogt	-	-
Braves last ejection in 2021: 8/24 vs. NYY (Pederson)					

Braves Injured/Inactive List						
Player	Pos.	Injury	7/10/60-day IL	Date on IL/List	Date off IL/List	Games Missed on IL
Mike Soroka	RHP	Recovery from right Achilles tendon surgery	60-day	March 31	--	150
Marcell Ozuna	OF	Left middle and ring finger fracture	10-day	May 28 (retro to May 26)	--	102
Grant Dayton	LHP	Left shoulder inflammation	60-day	June 5	--	95
Tucker Davidson	LHP	Left forearm inflammation	60-day	June 16	--	86
Ronald Acuña Jr.	OF	Right knee ACL tear	60-day	July 11	--	62
Josh Tomlin	RHP	Strained neck	10-day	August 31 (retro to August 29)	--	21
Stephen Vogt	C	Right hip inflammation	10-day	September 10	--	11
Ehire Adrianza	INF	--	--	April 3	April 10	5
Chris Martin	RHP	Right shoulder inflammation	10-day	April 10 (retro to April 7)	May 12	30
Max Fried	LHP	Right hamstring strain	10-day	April 14	May 5	18
Cristian Pache	OF	Left groin strain	10-day	April 14	April 24	8
Drew Smyly	LHP	Left forearm inflammation	10-day	April 16	April 24	6
Ender Inciarte	OF	Left hamstring strain	10-day	April 17	May 14	23
Sean Newcomb	LHP	--	10-day	April 17	April 30	11
Guillermo Heredia	OF	Right hamstring inflammation	10-day	May 1 (retro to April 30)	May 15	12
Grant Dayton	LHP	Left thigh inflammation	10-day	May 12 (retro to May 9)	May 19	9
Cristian Pache	OF	Right hamstring inflammation	10-day	May 14	June 2	15
Max Fried	LHP	Blister on his left index finger	10-day	June 22 (retro to June 19)	June 30	11
Touki Toussaint	RHP	Right shoulder strain	60-day	March 26	July 16	89
Alex Jackson	C	Strained left hamstring	60-day	May 2	July 21	66
Ender Inciarte	OF	--	--	July 19	July 24	4
Travis d'Arnaud	C	Left thumb sprain	60-day	May 2	August 11	86
Huascar Ynoa	RHP	Right hand fracture	60-day	May 17	August 17	81
Ian Anderson	RHP	Right shoulder inflammation	10-day	July 16 (retro to July 13)	August 29	39
Chris Martin	RHP	Right elbow inflammation	10-day	September 2	September 16	12

Minor League Report			
 [AAA] Gwinnett Stripers (68-51) Triple-A East	 [AA] Mississippi Braves (67-44) Double-A South	 [A+] Rome Braves (56-60) High-A East	 [A] Augusta GreenJackets (54-66) Low-A East
Last Game Recap • PPD	Last Game Recap • The Mississippi Braves evened the Double-A South Championship series with yesterday's 8-5 win over Montgomery...Game 3 will take place this Friday.	Season Recap • The Rome Braves finished with a regular season record of 56-60 and a fourth place standing in the High-A East division.	Season Recap • The Augusta GreenJackets ended the season in third place in the Low-A East-South Division with a record of 54-66.

2021 Schedule and Results

		H/R	Time/					GA		H/R	Time/							GA
Date	Opp.	D/N	Result	Winner-Loser-Save	Att.	W-L	Pos.	GB	Date	Opp.	D/N	Result	Winner-Loser-Save	Att.	W-L	Pos.	GB	
4/1	at PHI	R-D	L, 3-2 (10)	Brogdon-Jones-None	8,529	0-1	T-4th	-1.0	7/12	OPEN DATE								
4/2	OPEN DATE								7/13	MLB All-Star Game								
4/3	at PHI	R-D	L, 4-0	Wheeler-Morton-None	8,582	0-2	5th	-2.0	7/14	OPEN DATE								
4/4	at PHI	R-D	L, 2-1	Alvarado-Martin-Neris	10,773	0-3	5th	-3.0	7/15	OPEN DATE								
4/5	at WSH	R-D	PPD				5th	-3.5	7/16	vs. TB	H-N	L, 7-6 (10)	Wisler-Chavez-Fairbanks	40,485	44-46	3rd	-4.0	
4/6	at WSH	R-D	L, 6-5	Hudson-Smith-None	4,801	0-4	5th	-2.5	7/17	vs. TB	H-N	W, 9-0	Fried-Fleming-None	40,868	45-46	3rd	-3.0	
4/7	at WSH	R-D	(1) W, 7-6 R-D (2) W, 2-0	Tomlin-Fedde-Smith Jackson-Rainey-Newcomb	4,927 4,927	1-4 2-4	2nd 2nd	-2.5 -3.0	7/18	vs. TB	H-D	L, 7-5	Springs-Minter-Fairbanks	34,544	45-47	3rd	-4.0	
4/8	OPEN DATE						3rd	-3.0	7/19	vs. SD	H-N	W, 2-1	Toussaint-Darvish-Smith	36,621	46-47	3rd	-3.5	
4/9	vs. PHI	H-N	W, 8-1	Morton-Wheeler-None	14,342	3-4	3rd	-2.0	7/20	vs. SD	H-N	PPD						
4/10	vs. PHI	H-N	W, 5-4	Newcomb-Bradley-Smith	14,394	4-4	2nd	-1.0	7/21	vs. SD	H-D	L, 3-2 H-N SPD*	Paddack-Muller-Melancon	28,621	46-48	3rd	-4.5	
4/11	vs. PHI	H-N	L, 7-6	Alvarado-Smith-Neris	14,221	4-5	T-2nd	-2.0	7/22	at PHI	R-N	W, 7-2	Morton-Moore-None	22,645	47-48	T-2nd	-4.0	
4/12	vs. MIA	H-N	L, 5-3 (10)	García-Webb-None	11,830	4-6	T-2nd	-2.5	7/23	at PHI	R-N	L, 5-1	Wheeler-Fried-None	23,546	47-49	3rd	-5.0	
4/13	vs. MIA	H-N	L, 14-8	Curtiss-Fried-None	12,036	4-7	4th	-2.0	7/24	at PHI	R-N	W, 15-3	Tomlin-Velasquez-None	24,479	48-49	T-2nd	-4.0	
4/14	vs. MIA	H-N	L, 6-5 (10)	Curtiss-Matzek-García	12,480	4-8	4th	-3.0	7/25	at PHI	R-D	L, 2-1	Nola-Toussaint-Suarez	19,370	48-50	3rd	-5.0	
4/15	vs. MIA	H-D	W, 7-6	Minter-Floro-None	11,739	5-8	4th	-2.5	7/26	at NYM	R-N	(1) W, 2-0 R-N (2) L, 1-0	Muller-Stroman-Smith May-Jackson-Díaz	24,384 24,384	49-50 49-51	3rd 3rd	-4.0 -5.0	
4/16	at CHC	R-D	W, 5-2	Tomlin-Davies-Smith	10,343	6-8	4th	-2.0	7/27	at NYM	R-N	W, 12-5	Morton-Eickhoff-None	24,000	50-51	3rd	-4.0	
4/17	at CHC	R-D	L, 13-4	Williams-Ynoa-None	10,343	6-9	5th	-2.5	7/28	at NYM	R-N	L, 2-1	May-Fried-Díaz	25,787	50-52	3rd	-5.0	
4/18	at CHC	R-N	W, 13-4	Wilson-Hendricks-None	10,343	7-9	4th	-2.5	7/29	at NYM	R-D	W, 6-3	Chavez-Walker-Smith	26,080	51-52	3rd	-4.0	
4/19	OPEN DATE						4th	-2.5	7/30	vs. MIL	H-N	L, 9-5	Boxberger-Toussaint-None	38,680	51-53	3rd	-4.0	
4/20	at NYY	R-N	L, 3-1	Loaisiga-Matzek-Chapman	10,017	7-10	T-4th	-2.5	7/31	vs. MIL	H-N	W, 8-1	Chavez-Woodruff-None	39,088	52-53	2nd	-4.0	
4/21	at NYY	R-N	W, 4-1	Anderson-Kluber-None	9,634	8-10	T-3rd	-1.0	JULY TOTALS				405,898 (36,900 average in 11 dates) 14-12					
4/22	OPEN DATE						T-3rd	-1.0	8/1	vs. MIL	H-D	L, 2-1	Anderson-Morton-Hader	33,469	52-54	3rd	-3.5	
4/23	vs. ARI	H-N	W, 5-4	Ynoa-Weaver-Smith	19,258	9-10	T-2nd	-1.0	8/2	OPEN DATE								
4/24	vs. ARI	H-N	PPD						8/3	at STL	R-N	W, 6-1	Fried-Lester-None	31,509	53-54	3rd	-2.5	
4/25	vs. ARI	H-D	L, 5-0	Gallen-Wilson-None	—	9-11	3rd	-1.5	8/4	at STL	R-N	W, 7-4	Martin-Gallegos-Smith	32,205	54-54	3rd	-2.5	
		H-D	L, 7-0	Bumgarner-Smyly-None	20,693	9-12	T-3rd	-2.0	8/5	at STL	R-N	W, 8-4	Santana-Gallegos-None	30,549	55-54	3rd	-1.5	
4/26	vs. CHC	H-N	W, 8-7	Morton-Workman-Smith	17,956	10-12	T-3rd	-1.5	8/6	vs. WSH	H-N	W, 8-4	Santana-Fedde-None	34,454	56-54	3rd	-1.0	
4/27	vs. CHC	H-N	W, 5-0	Anderson-Williams-None	17,603	11-12	2nd	-0.5	8/7	vs. WSH	H-N	L, 3-2	Machado-Smith-Finnegan	38,300	56-55	3rd	-2.0	
4/28	vs. CHC	H-N	W, 10-0	Ynoa-Hendricks-None	18,709	12-12	T-1st	--	8/8	vs. WSH	H-D	W, 5-4	Fried-Corbin-Martin	29,101	57-55	2nd	-2.0	
4/29	vs. CHC	H-N	L, 9-3	Alzola-Wilson-None	19,661	12-13	T-1st	--	8/9	OPEN DATE								
4/30	at TOR	R-N	L, 15-3	Ray-Smyly-None	1,629	12-14	T-2nd	-1.0	8/10	vs. CIN	H-N	W, 3-2	Smyly-Hembree-Smith	24,432	58-55	2nd	-1.0	
APRIL TOTALS				204,922 (15,768 average in 13 dates) 12-14					8/11	vs. CIN	H-N	W, 8-6 (11)	Santana-Sims-None	23,375	59-55	T-1st	--	
5/1	at TOR	R-N	L, 6-5 (10)	Romano-Jones-None	1,634	12-15	4th	-1.0	8/12	vs. CIN	H-N	L, 12-3	Gutierrez-Muller-None	23,395	59-56	2nd	-0.5	
5/2	at TOR	R-D	L, 7-2	Borucki-Anderson-Dolis	1,554	12-16	4th	-2.0	8/13	at WSH	R-N	W, 4-2	Morton-Gray-Smith	24,812	60-56	T-1st	--	
5/3	OPEN DATE						4th	-2.0	8/14	at WSH	R-N	W, 12-2	Fried-Corbin-None	27,959	61-56	T-1st	--	
5/4	at WSH	R-N	W, 6-1	Ynoa-Ross-None	8,156	13-16	4th	-1.5	8/15	at WSH	R-D	W, 6-5	Chavez-Espino-Smith	27,488	62-56	1st	+1.0	
5/5	at WSH	R-N	W, 5-3	Fried-Fedde-Smith	8,400	14-16	T-3rd	-1.5	8/16	at MIA	R-N	W, 12-2	Toussaint-Garrett-None	6,442	63-56	1st	+1.5	
5/6	at WSH	R-D	W, 3-2	Smyly-Lester-Smith	8,561	15-16	3rd	-1.5	8/17	at MIA	R-N	W, 2-0	Martin-Alcantara-Smith	6,079	64-56	1st	+2.5	
5/7	vs. PHI	H-N	L, 12-2	Effin-Morton-None	38,952	15-17	T-4th	-2.5	8/18	at MIA	R-N	W, 11-9	Morton-Luzardo-None	6,871	65-56	1st	+3.5	
5/8	vs. PHI	H-N	W, 8-7 (12)	Webb-De Los Santos-None	39,852	16-17	3rd	-1.5	8/19	OPEN DATE							+4.0	
5/9	vs. PHI	H-N	W, 6-1	Ynoa-Nola-None	28,829	17-17	3rd	-1.5	8/20	at BAL	R-N	W, 3-0	FRIED-Akin-None	13,583	66-56	1st	+4.0	
5/10	OPEN DATE						3rd	-1.5	8/21	at BAL	R-N	W, 5-4	Smyly-Harvey-Smith	15,774	67-56	1st	+5.0	
5/11	vs. TOR	H-N	L, 5-3	Thornton-Minter-Romano	21,688	17-18	3rd	-2.5	8/22	at BAL	R-D	W, 3-1	Toussaint-Means-Smith	11,180	68-56	1st	+5.0	
5/12	vs. TOR	H-N	L, 4-1	Ryu-Jackson-Cole	21,171	17-19	3rd	-3.5	8/23	vs. NYY	H-N	L, 5-1	Montgomery-Ynoa-None	39,176	68-57	1st	+4.5	
5/13	vs. TOR	H-D	L, 8-4	Bergen-Smith-None	21,653	17-20	T-3rd	-4.0	8/24	vs. NYY	H-N	L, 5-4	Holmes-Morton-Peralta	37,426	68-58	1st	+4.5	
5/14	at MIL	R-N	W, 6-3	Smyly-Houser-None	12,130	18-20	3rd	-3.0	8/25	OPEN DATE							+5.0	
5/15	at MIL	R-N	W, 5-1	Anderson-Anderson-None	16,344	19-20	3rd	-2.0	8/26	OPEN DATE							+5.5	
5/16	at MIL	R-D	L, 10-9	Peralta-Ynoa-Hader	16,044	19-21	3rd	-2.0	8/27	vs. SF	H-N	W, 6-5	Minter-Watson-Smith	35,586	69-58	1st	+5.5	
5/17	vs. NYM	H-N	L, 3-1	Reid/Foley-Fried-Díaz	22,691	19-22	3rd	-3.0	8/28	vs. SF	H-N	L, 5-0	Webb-Ynoa-None	39,558	69-59	1st	+4.5	
5/18	vs. NYM	H-N	L, 4-3	Familia-Smith-Díaz	21,667	19-23	3rd	-4.0	8/29	vs. SF	H-N	W, 9-0	Anderson-DeScaflani-None	28,820	70-59	1st	+4.5	
5/19	vs. NYM	H-N	W, 5-4	Smith-Barnes-None	22,619	20-23	3rd	-3.0	8/30	at LAD	R-N	L, 5-3	Urias-Smyly-Treinen	49,410	70-60	1st	+3.5	
5/20	vs. PIT	H-N	L, 6-4 (10)	Rodríguez-Webb-None	21,430	20-24	4th	-3.5	8/31	at LAD	R-N	L, 3-2	Treinen-Matzek-Jansen	44,952	70-61	1st	+2.5	
5/21	vs. PIT	H-N	W, 20-1	Anderson-Anderson-None	37,545	21-24	3rd	-3.5	AUGUST TOTALS				387,092 (35,190 average in 12 dates) 10-8					
5/22	vs. PIT	H-D	W, 6-1	Wilson-Keller-None	40,068	22-24	3rd	-2.5	9/1	at LAD	R-N	L, 4-3	Bickford-Martin-Kelly	47,473	70-62	1st	+2.0	
5/23	vs. PIT	H-D	W, 7-1	Fried-Brubaker-None	39,874	23-24	2nd	-1.5	9/2	at COL	R-N	W, 6-5	Webb-Almonte-Smith	21,481	71-62	1st	+2.0	
5/24	OPEN DATE																	

Braves vs. Opponent																	
Braves 2021 Batting vs. Arizona																	
Player	G	AB	R	H	2B	3B	HR	RBI	BB	SB	SO	AVG	OBP	SLG			
William Contreras	2	8	2	4	1	0	0	0	1	0	1	.500	.556	.625			
Freddie Freeman	6	24	7	9	3	0	1	4	0	0	7	.375	.375	.625			
Austin Riley	6	19	5	7	3	0	3	8	2	0	8	.368	.429	1.000			
Joc Pederson	3	3	1	1	1	0	0	0	0	0	1	.333	.333	.667			
Travis d'Arnaud	2	6	1	2	1	0	0	0	0	0	1	.333	.333	.500			
Adam Duvall	9	35	4	11	0	0	3	10	1	1	10	.314	.333	.571			
Ozzie Albies	6	22	6	6	2	0	3	7	0	0	3	.273	.261	.773			
Guillermo Heredia	6	10	1	2	1	0	0	0	0	0	2	.200	.200	.300			
Eddie Rosario	3	11	2	2	0	0	1	1	2	0	1	.182	.308	.455			
Jorge Soler	3	12	3	2	1	0	1	3	2	0	2	.167	.267	.500			
Dansby Swanson	6	21	1	3	0	1	0	2	0	0	7	.143	.143	.238			
Ehire Adrianza	4	4	0	0	0	0	0	0	0	0	1	.000	.000	.000			
Braves 2021 Pitching vs. Arizona																	
Player	W	L	Sv	BS	G	GS	QS	IP	H	R	ER	HR	BB	SO	ERA	FIP	WHIP
A.J. Minter	0	0	0	0	1	0	0	1.0	1	0	0	0	0	0	0.00	3.19	1.00
Sean Newcomb	0	0	0	0	2	0	0	2.0	1	0	0	0	2	0	0.00	6.19	1.50
Jesse Chavez	0	0	0	0	1	1	0	1.1	0	0	0	0	2	0	0.00	7.69	1.50
Edgar Santana	0	0	0	0	1	0	0	1.0	1	0	0	0	0	0	0.00	3.19	1.00
Will Smith	0	0	1	0	1	0	0	1.0	0	0	0	0	0	1	0.00	1.19	0.00
Jacob Webb	1	0	0	0	3	0	0	3.1	1	0	0	0	0	5	0.00	0.19	0.30
Ian Anderson	1	0	0	0	1	1	1	7.0	2	1	1	0	1	8	1.29	1.33	0.43
Tyler Matzek	0	0	0	0	2	0	0	2.1	1	1	1	0	1	1	3.86	4.91	0.86
Luke Jackson	0	0	0	0	3	0	0	2.0	3	1	1	0	3	2	4.50	5.69	3.00
Huascar Ynoa	1	0	0	0	2	2	1	10.0	7	5	5	1	3	7	4.50	3.99	1.00
Chris Martin	0	0	0	0	2	0	0	1.2	3	1	1	1	0	2	5.40	8.59	1.80
Drew Smyly	1	1	0	0	2	1	0	7.1	10	7	6	3	2	8	7.36	7.15	1.64
Richard Rodriguez	0	0	0	0	1	0	0	1.0	2	1	1	1	0	1	9.00	14.19	2.00
Braves Career Batting vs. Arizona																	
Player	G	AB	R	H	2B	3B	HR	RBI	BB	SB	SO	AVG	OBP	SLG			
William Contreras	2	8	2	4	1	0	0	0	1	0	1	.500	.556	.625			
Austin Riley	6	19	5	7	3	0	3	8	2	0	8	.368	.429	1.000			
Freddie Freeman	59	238	51	84	21	2	15	48	21	3	55	.353	.409	.647			
Eddie Rosario	6	24	5	8	2	0	2	5	3	0	2	.333	.407	.667			
Charlie Morton	7	16	1	5	2	0	0	0	0	0	7	.313	.313	.438			
Orlando Arcia	22	67	11	19	3	0	0	6	10	3	13	.284	.372	.328			
Adam Duvall	25	99	10	26	6	0	5	22	4	1	28	.263	.298	.475			
Dansby Swanson	29	97	11	24	4	3	0	4	8	3	19	.247	.302	.351			
Jorge Soler	14	45	8	11	5	0	2	8	3	0	8	.244	.294	.489			
Travis d'Arnaud	11	33	6	8	2	0	0	0	3	0	5	.242	.324	.303			
Joc Pederson	88	255	43	60	12	1	16	36	36	1	71	.235	.342	.478			
Guillermo Heredia	8	14	1	3	2	0	0	0	0	0	4	.214	.214	.357			
Ozzie Albies	20	82	11	15	4	0	4	12	2	0	20	.183	.200	.378			
Ehire Adrianza	22	37	4	5	5	0	0	1	1	0	7	.135	.179	.270			
Braves Career Pitching vs. Arizona																	
Player	W	L	Sv	BS	G	GS	QS	IP	H	R	ER	HR	BB	SO	ERA	FIP	WHIP
Jacob Webb	1	0	0	0	7	0	0	5.2	3	0	0	0	1	8	0.00	0.91	0.71
Ian Anderson	1	0	0	0	1	1	1	7.0	2	1	1	0	1	8	1.29	1.33	0.43
Will Smith	2	0	6	1	24	0	0	22.0	11	6	4	3	5	41	1.64	1.90	0.73
Sean Newcomb	0	1	0	0	6	1	0	10.1	10	3	3	1	5	5	2.61	4.92	1.45
Touki Toussaint	0	0	0	0	1	1	0	5.2	2	2	2	0	5	5	3.18	4.04	1.24
Richard Rodriguez	0	0	0	0	5	0	0	8.0	7	3	3	3	0	9	3.38	5.81	0.88
Edgar Santana	0	0	0	1	5	0	0	5.0	6	3	2	1	0	4	3.60	4.17	1.20
Charlie Morton	5	1	0	0	10	10	6	56.1	52	23	23	4	25	56	3.67	3.65	1.37
Luke Jackson	0	0	2	3	16	0	0	13.2	17	6	6	2	8	14	3.95	4.79	1.83
Max Fried	1	0	0	0	2	2	1	11.0	16	5	5	1	2	10	4.09	3.40	1.64
Tyler Matzek	2	2	0	0	6	4	1	21.1	16	10	10	2	18	12	4.22	6.05	1.59
Huascar Ynoa	1	0	0	0	2	2	1	10.0	7	5	5	1	3	7	4.50	3.99	1.00
Chris Martin	0	0	0	0	6	0	0	5.2	5	3	3	2	1	6	4.76	6.17	1.06
Drew Smyly	1	1	0	0	2	1	0	7.1	10	7	6	3	2	8	7.36	7.15	1.64
A.J. Minter	0	2	1	0	7	0	0	5.2	10	5	5	1	3	2	7.94	6.37	2.29
Jesse Chavez	0	1	0	2	15	3	0	20.1	30	20	18	6	6	21	7.97	5.95	1.77
Braves Career Batting at Chase Field																	
Player	G	AB	R	H	2B	3B	HR	RBI	BB	SB	SO	AVG	OBP	SLG			
Guillermo Heredia	3	1	0	1	0	0	0	0	0	0	0	1.000	1.000	1.000			
William Contreras	2	8	2	4	1	0	0	0	1	0	1	.500	.556	.625			
Austin Riley	3	13	4	6	3	0	2	6	0	0	4	.462	.462	1.154			
Charlie Morton	5	11	1	5	2	0	0	0	0	0	5	.455	.455	.636			
Freddie Freeman	32	135	32	53	15	1	9	30	12	2	29	.393	.447	.719			
Travis d'Arnaud	5	17	5	6	1	0	0	0	2	0	3	.353	.450	.412			
Orlando Arcia	13	40	9	12	2	0	0	6	7	3	7	.300	.396	.350			
Jorge Soler	10	37	7	10	4	0	2	7	2	0	7	.270	.293	.541			
Adam Duvall	16	63	6	17	4	0	3	14	2	1	20	.270	.303	.476			
Dansby Swanson	17	65	8	16	2	2	0	2	2	3	14	.246	.265	.338			
Joc Pederson	45	142	25	33	9	1	7	14	17	1	46	.232	.317	.458			
Ozzie Albies	11	46	6	10	3	0	2	9	2	0	9	.217	.245	.413			
Eddie Rosario	3	11	2	2	0	0	1	1	2	0	1	.182	.308	.455			
Ehire Adrianza	10	20	2	3	3	0	0	1	1	0	5	.150	.227	.300			
Braves Career Pitching at Chase Field																	
Player	W	L	Sv	BS	G	GS	QS	IP	H	R	ER	HR	BB	SO	ERA	FIP	WHIP
Sean Newcomb	0	0	0	0	5	0	0	4.2	6	0	0	0	2	3	0.00	3.21	1.71
Jacob Webb	1	0	0	0	4	0	0	4.0	2	0	0	0	1	5	0.00	1.45	0.75
Jesse Chavez	0	0	0	0	5	2	0	9.2	9	3	1	1	3	8	0.93	3.76	1.24
Ian Anderson	1	0	0	0	1	1	1	7.0	2	1	1	0	1	8	1.29	1.33	0.43
Chris Martin	0	0	0	0	4	0	0	3.2	4	1	1	1	0	4	2.45	4.55	1.09
Tyler Matzek	2	1	0	0	4	3	1	18.0	12	5	5	1	11	9	2.50	5.02	1.28
Will Smith	1	0	5	1	13	0	0	10.2	5	3	3	3	0	22	2.53	2.71	0.47
Drew Smyly	1	0	0	0	1	0	0	3.1	4	1	1	0	0	4	2.70	0.79	1.20
Touki Toussaint	0	0	0	0	1	1	0	5.2	2	2	2	0	5	5	3.18	4.04	1.24
Charlie Morton	2	1	0	0	5	5	2	26.0	27	15	15	3	11	21	5.19	4.60	1.46
Luke Jackson	0	0	2	2	10	0	0	8.2	12	5	5	2	5	9	5.19	5.84	1.96
Max Fried	1	0	0	0	1	1	0	5.0	9	3	3	1	1	7	5.40	3.61	2.00
Huascar Ynoa	0	0	0	0	1	1	0	4.0	5	3	3	0	2	2	6.75	3.69	1.75
A.J																	

Braves Batters vs. Arizona

VS. BRETT DE GEUS

Career	BA	OBP	SLG	AB	H	DO	TR	HR	BB	SO
Eddie Rosario	1.000	1.000	4.000	1	1	0	0	1	0	0
Guillermo Heredia	1.000	1.000	1.000	1	1	0	0	0	0	0
William Contreras	1.000	1.000	1.000	1	1	0	0	0	0	0
Jorge Soler	.000	.667	.000	1	0	0	0	0	1	0
Freddie Freeman	.000	.000	.000	1	0	0	0	0	0	1
Adam Duvall	.000	.000	.000	1	0	0	0	0	0	0
Ozzie Albies	.000	.000	.000	1	0	0	0	0	0	0
Dansby Swanson	.000	.000	.000	1	0	0	0	0	0	1
Austin Riley	.000	.000	.000	1	0	0	0	0	0	0

VS. CALEB SMITH

Career	BA	OBP	SLG	AB	H	DO	TR	HR	BB	SO
Jorge Soler	.500	.750	.500	2	1	0	0	0	2	0
Dansby Swanson	.500	.500	2.000	2	1	0	0	1	0	1
Ozzie Albies	.375	.375	.688	16	6	2	0	1	0	3
Eddie Rosario	.333	.333	.667	3	1	1	0	0	0	0
Austin Riley	.333	.333	1.333	3	1	0	0	1	0	2
Freddie Freeman	.313	.313	.500	16	5	0	0	1	0	2
Ronald Acuna Jr.	.308	.400	1.000	13	4	0	0	3	2	2
Guillermo Heredia	.250	.400	.500	4	1	1	0	0	1	1
Adam Duvall	.222	.222	.222	9	2	0	0	0	0	2
Travis d'Arnaud	.000	.200	.000	4	0	0	0	0	1	3
Orlando Arcia	.000	.000	.000	4	0	0	0	0	0	1
Charlie Morton	.000	.000	.000	2	0	0	0	0	0	2
Ehire Adrianza	.000	.500	.000	1	0	0	0	0	1	0
Max Fried	.000	.000	.000	2	0	0	0	0	0	0
Sean Newcomb	.000	.000	.000	2	0	0	0	0	0	2
Ian Anderson	.000	1.000	---	0	0	0	0	0	1	0
William Contreras	.000	.000	.000	1	0	0	0	0	0	0

VS. HUMBERTO MEJIA

Career	BA	OBP	SLG	AB	H	DO	TR	HR	BB	SO
Austin Riley	1.000	1.000	2.000	3	3	3	0	0	0	0
Freddie Freeman	.667	.667	1.000	3	2	1	0	0	0	0
Ozzie Albies	.667	.667	1.000	3	2	1	0	0	0	1
Jorge Soler	.333	.333	.667	3	1	1	0	0	0	0
Adam Duvall	.000	.000	.000	2	0	0	0	0	0	2
Eddie Rosario	.000	.500	.000	1	0	0	0	0	1	0
Dansby Swanson	.000	.000	.000	2	0	0	0	0	0	1
William Contreras	.000	.500	.000	1	0	0	0	0	1	0
Huascar Ynoa	.000	.000	.000	2	0	0	0	0	0	0

VS. J.B. WENDELKEN

Career	BA	OBP	SLG	AB	H	DO	TR	HR	BB	SO
Dansby Swanson	1.000	1.000	1.000	1	1	0	0	0	0	0
Ehire Adrianza	.500	.500	.500	2	1	0	0	0	0	1
Travis d'Arnaud	.500	.500	1.000	2	1	1	0	0	0	0
Jorge Soler	.000	.000	.000	2	0	0	0	0	0	2
Eddie Rosario	.000	.000	.000	1	0	0	0	0	0	1
Guillermo Heredia	.000	1.000	---	0	0	0	0	0	1	0

VS. JOE MANTIPLY

Career	BA	OBP	SLG	AB	H	DO	TR	HR	BB	SO
Eddie Rosario	1.000	1.000	1.000	1	1	0	0	0	0	0
Freddie Freeman	.000	.000	.000	1	0	0	0	0	0	1

VS. LUKE WEAVER

Career	BA	OBP	SLG	AB	H	DO	TR	HR	BB	SO
Huascar Ynoa	1.000	1.000	1.500	2	2	1	0	0	0	0
Max Fried	.500	.500	.500	2	1	0	0	0	0	1
Austin Riley	.400	.500	1.600	5	2	0	0	2	1	2
Ronald Acuna Jr.	.364	.364	.818	11	4	2	0	1	0	3
Ozzie Albies	.333	.333	.733	15	5	3	0	1	0	5
Jorge Soler	.333	.333	1.333	3	1	0	0	1	0	0
Travis d'Arnaud	.333	.333	.333	3	1	0	0	0	0	1
Guillermo Heredia	.333	.333	.667	3	1	1	0	0	0	0
Freddie Freeman	.308	.357	.308	13	4	0	0	0	1	1
Dansby Swanson	.308	.357	.462	13	4	0	1	0	1	6
Orlando Arcia	.231	.267	.308	13	3	1	0	0	1	3
Adam Duvall	.167	.167	.667	12	2	0	0	2	0	3
Stephen Vogt	.125	.125	.125	8	1	0	0	0	0	4
Joc Pederson	.000	.300	.000	7	0	0	0	0	2	1
Marcell Ozuna	.000	.500	.000	2	0	0	0	0	2	1
Eddie Rosario	.000	.000	.000	3	0	0	0	0	0	0
Mike Soroka	.000	.000	.000	3	0	0	0	0	0	2
Jesse Chavez	.000	.000	.000	1	0	0	0	0	0	1
Drew Smyly	.000	.000	.000	1	0	0	0	0	0	0

VS. MADISON BUMGARNER

Career	BA	OBP	SLG	AB	H	DO	TR	HR	BB	SO
Ozzie Albies	.500	.600	.500	4	2	0	0	0	1	0
Marcell Ozuna	.238	.238	.381	21	5	0	0	1	0	5
Joc Pederson	.222	.222	.667	9	2	1	0	1	0	4
Freddie Freeman	.206	.250	.441	34	7	2	0	2	2	9
Austin Riley	.200	.200	.200	5	1	0	0	0	0	3
Orlando Arcia	.167	.167	.167	6	1	0	0	0	0	1
Adam Duvall	.125	.125	.125	8	1	0	0	0	0	1
Travis d'Arnaud	.000	.250	.000	6	0	0	0	0	2	3
Ronald Acuna Jr.	.000	.000	.000	6	0	0	0	0	0	1
Dansby Swanson	.000	.000	.000	5	0	0	0	0	0	1
Jorge Soler	.000	.250	.000	3	0	0	0	0	1	1
Charlie Morton	.000	.000	.000	3	0	0	0	0	0	1
Guillermo Heredia	.000	.000	.000	2	0	0	0	0	0	0
Ehire Adrianza	.000	.000	.000	1	0	0	0	0	0	0
Drew Smyly	.000	.000	.000	1	0	0	0	0	0	1

VS. MERRILL KELLY

Career	BA	OBP	SLG	AB	H	DO	TR	HR	BB	SO
Austin Riley	.667	.667	1.667	3	2	0	0	1	0	1
Freddie Freeman	.500	.500	.833	6	3	2	0	0	0	3
Ronald Acuna Jr.	.500	.500	.500	4	2	0	0	0	0	0
William Contreras	.500	.500	.500	2	1	0	0	0	0	0
Joc Pederson	.375	.444	.500	8	3	1	0	0	1	0
Adam Duvall	.333	.333	.333	6	2	0	0	0	0	2
Ozzie Albies	.200	.167	.800	5	1	0	0	1	0	1
Dansby Swanson	.000	.000	.000	6	0	0	0	0	0	1
Orlando Arcia	.000	.000	.000	4	0	0	0	0	0	1
Jorge Soler	.000	.333	.000	2	0	0	0	0	0	1
Stephen Vogt	.000	.000	.000	3	0	0	0	0	0	1
Eddie Rosario	.000	.333	.000	2	0	0	0	0	0	1
Ian Anderson	.000	.000	.000	2	0	0	0	0	0	1

VS. NOE RAMIREZ

Career	BA	OBP	SLG	AB	H	DO	TR	HR	BB	SO
Guillermo Heredia	.333	.500	1.333	3	1	0	0	1	0	1
Eddie Rosario	.333	.333	.333	3	1	0	0	0	0	0
Jorge Soler	.000	.000	.000	3	0	0	0	0	0	1
Ehire Adrianza	.000	.000	.000	1	0	0	0	0	0	0
Travis d'Arnaud	.000	.000	.000	1	0	0	0	0	0	1
Joc Pederson	.000	.000	.000	1	0	0	0	0	0	0
Marcell Ozuna	.000	.000	.000	1	0	0	0	0	0	0
Adam Duvall	.000	.000	.000	1	0	0	0	0	0	1
Ozzie Albies	.000	.000	.000	1	0	0	0	0	0	0
Austin Riley	.000	.000	.000	1	0	0	0	0	0	0

VS. SEAN POPPEN

Career	BA	OBP	SLG	AB	H	DO	TR	HR	BB	SO
William Contreras	1.000	1.000	2.000	1	1	1	0	0	0	0
Jorge Soler	.250	.250	.250	4	1	0	0	0	0	1
Joc Pederson	.000	.000	.000	1	0	0	0	0	0	1
Adam Duvall	.000	.000	.000	1	0	0	0	0	0	1
Eddie Rosario	.000	.000	.000	1	0	0	0	0	0	0
Dansby Swanson	.000	.000	.000	1	0	0	0	0	0	0
Austin Riley	.000	.000	.000	1	0	0	0	0	0	1

VS. TAYLOR WIDENER

Career	BA	OBP	SLG	AB	H	DO	TR	HR	BB	SO
Freddie Freeman	1.000	1.000	1.000	1	1	0	0	0	0	0
Adam Duvall	1.000	1.000	4.000	1	1	0	0	1	0	0
Eddie Rosario	1.000	1.000	1.000	1	1	0	0	0	0	0
Jorge Soler	.000	.000	.000	1	0	0	0	0	0	0
Joc Pederson	.000	.000	.000	1	0	0	0	0	0	1
Max Fried	.000	1.000	---	0	0	0	0	0	1	0
Ozzie Albies	.000	.000	.000	1	0	0	0	0	0	1
Dansby Swanson	.000	.000	.000	1	0	0	0	0	0	0
William Contreras	.000	.000	.000	1	0	0	0	0	0	1

VS. TYLER CLIPPARD

Career	BA	OBP	SLG	AB	H	DO	TR	HR	BB	SO
William Contreras	1.000	1.000	1.000	1	1	0	0	0	0	0
Eddie Rosario	.400	.400	1.400	5	2	0	1	1	0	2
Freddie Freeman	.353	.421	.765	17	6	1	0	2	2	5
Joc Pederson	.333	.333	.667	3	1	1	0	0	0	2
Adam Duvall	.333	.333	.333	3	1	0	0	0	0	1
Jorge Soler	.250	.222	.750	8	2	1	0	1	0	2
Travis d'Arnaud	.250	.250	.750	4	1	0	1	0	0	0
Marcell Ozuna	.000	.000	.000	6	0	0	0	0	0	3
Ehire Adrianza	.000	.000	.000	2	0	0	0	0	0	1
Dansby Swanson	.000	.000	.000	2	0	0	0	0	0	0
Orlando Arcia	.000	.000	.000	1	0	0	0	0	0	0
Ozzie Albies	.000	.000	.000	1	0	0	0	0	0	0
Ronald Acuna Jr.	.000	.000	.000	1	0	0	0	0	0	1

VS. ZAC GALLEN

Career	BA	OBP	SLG	AB	H	DO	TR	HR	BB	SO
Freddie Freeman	.333	.333	.333	3	1	0	0	0	0	1
Eddie Rosario	.333	.333	.333	3	1	0	0	0	0	0
Joc Pederson	.091	.167	.091	11	1	0	0	0	1	6
Marcell Ozuna	.000	.000	.000	6	0	0	0	0	0	2
Ozzie Albies	.000	.000	.000	3	0	0	0	0	0	0
Guillermo Heredia	.000	.000	.000	3	0	0	0	0	0	1
Ronald Acuna Jr.	.000	.667	.000	1	0	0	0	0	1	0
Dansby Swanson	.000	.000	.000	2	0	0	0	0	0	0
Austin Riley	.000	.500	.000	1	0	0	0	0	1	0
Ehire Adrianza	.000	.000	.000	1	0	0	0	0	0	0

Braves Pitchers vs. Arizona

VS. A.J. MINTER

Career	BA	OBP	SLG	AB	H	DO	TR	HR	BB	SO
Christian Walker	1.000	1.000	2.500	2	2	0	0	1	0	0
Carson Kelly	1.000	1.000	1.500	2	2	1	0	0	0	0
Ildemaro Vargas	1.000	1.000	2.000	1	1	1	0	0	0	0
Ketel Marte	.400	.400	.400	5	2	0	0	0	0	0
Nick Ahmed	.333	.500	.333	3	1	0	0	0	1	1
David Peralta	.000	.000	.000	2	0	0	0	0	0	1
Henry Ramos	.000	.000	.000	1	0	0	0	0	0	0
Daulton Varsho	.000	.000	.000	1	0	0	0	0	0	0

VS. CHARLIE MORTON

Career	BA	OBP	SLG	AB	H	DO	TR	HR	BB	SO
David Peralta	.667	.667	1.000	9	6	0	0	1	2	0
Madison Bumgarner	.500	.500	.500	2	1	0	0	0	0	0
Nick Ahmed	.333	.333	.500	6	2	1	0	0	0	0
Ketel Marte	.286	.444	.714	7	2	0	0	1	2	3
Kole Calhoun	.063	.118	.250	16	1	0	0	1	0	7
Caleb Smith	.000	.000	.000	2	0	0	0	0	0	1

VS. CHRIS MARTIN

Career	BA	OBP	SLG	AB	H	DO	TR	HR	BB	SO
Christian Walker	1.000	1.000	4.000	1	1	0	0	1	0	0
Henry Ramos	1.000	1.000	1.000	1	1	0	0	0	0	0
Josh Rojas	1.000	1.000	1.000	1	1	0	0	0	0	0
Kole Calhoun	.500	.500	.500	2	1	0	0	0	0	0
David Peralta	.000	.000	.000	3	0	0	0	0	0	0
Ketel Marte	.000	.000	.000	1	0	0	0	0	0	1
Carson Kelly	.000	.000	.000	1	0	0	0	0	0	1
Ildemaro Vargas	.000	.000	.000	1	0	0	0	0	0	0
Josh VanMeter	.000	.000	.000	1	0	0	0	0	0	1
Pavin Smith	.000	.000	.000	1	0	0	0	0	0	0
Jake McCarthy	.000	.000	.000	1	0	0	0	0	0	0

VS. DREW SMYLY

Career	BA	OBP	SLG	AB	H	DO	TR	HR	BB	SO
Josh VanMeter	1.000	1.000	1.000	1	1	0	0	0	0	0
Pavin Smith	.500	.500	1.250	4	2	0	0	1	0	1
Ildemaro Vargas	.500	.500	.500	2	1	0	0	0	0	0
Josh Rojas	.500	.500	1.000	2	1	1	0	0	0	1
Daulton Varsho	.500	.500	.500	2	1	0	0	0	0	0
Ketel Marte	.429	.429	.429	7	3	0	0	0	0	1
David Peralta	.333	.333	1.333	3	1	0	0	1	0	0
Kole Calhoun	.286	.375	.429	7	2	1	0	0	1	3
Carson Kelly	.000	.250	.000	3	0	0	0	0	1	1
Madison Bumgarner	.000	.667	.000	1	0	0	0	0	2	0
Nick Ahmed	.000	.000	.000	2	0	0	0	0	0	0
Luke Weaver	.000	.000	.000	1	0	0	0	0	0	1
Jake McCarthy	.000	.000	.000	2	0	0	0	0	0	2

VS. HUASCAR YNOA

Career	BA	OBP	SLG	AB	H	DO	TR	HR	BB	SO
Ketel Marte	1.000	1.000	2.000	2	2	2	0	0	0	0
Daulton Varsho	.500	.500	1.500	2	1	0	1	0	0	0
Carson Kelly	.250	.250	1.000	4	1	0	0	1	0	0
Josh Rojas	.250	.250	.250	4	1	0	0	0	0	1
Pavin Smith	.200	.200	.400	5	1	1	0	0	0	0
David Peralta	.000	.000	.000	4	0	0	0	0	0	0
Kole Calhoun	.000	.000	.000	3	0	0	0	0	0	1
Ildemaro Vargas	.000	1.000	----	0	0	0	0	0	2	0
Henry Ramos	.000	.000	.000	2	0	0	0	0	0	1
Luke Weaver	.000	.000	.000	2	0	0	0	0	0	1
Humberto Mejia	.000	.000	.000	2	0	0	0	0	0	1

VS. IAN ANDERSON

Career	BA	OBP	SLG	AB	H	DO	TR	HR	BB	SO
Christian Walker	.500	.500	.500	2	1	0	0	0	0	1
Kole Calhoun	.333	.333	.667	3	1	1	0	0	0	1
Ketel Marte	.000	.333	.000	2	0	0	0	0	1	1
Ildemaro Vargas	.000	.000	.000	3	0	0	0	0	0	0
David Peralta	.000	.000	.000	3	0	0	0	0	0	1
Josh Rojas	.000	.000	.000	3	0	0	0	0	0	1
Daulton Varsho	.000	.000	.000	3	0	0	0	0	0	1
Josh VanMeter	.000	.000	.000	2	0	0	0	0	0	1
Jake McCarthy	.000	.000	.000	2	0	0	0	0	0	0
Merrill Kelly	.000	.000	.000	1	0	0	0	0	0	1
Pavin Smith	.000	.000	.000	1	0	0	0	0	0	0

VS. JACOB WEBB

Career	BA	OBP	SLG	AB	H	DO	TR	HR	BB	SO
Nick Ahmed	1.000	1.000	1.000	1	1	0	0	0	0	0
Josh VanMeter	1.000	1.000	1.000	1	1	0	0	0	0	0
Ketel Marte	.000	.000	.000	4	0	0	0	0	0	2
Carson Kelly	.000	.000	.000	2	0	0	0	0	0	1
Ildemaro Vargas	.000	.000	.000	2	0	0	0	0	0	0
David Peralta	.000	.000	.000	2	0	0	0	0	0	0
Pavin Smith	.000	.000	.000	1	0	0	0	0	0	0
Josh Rojas	.000	.000	.000	1	0	0	0	0	0	1
Daulton Varsho	.000	.000	.000	1	0	0	0	0	0	0

VS. JESSE CHAVEZ

Career	BA	OBP	SLG	AB	H	DO	TR	HR	BB	SO
Christian Walker	1.000	1.000	1.000	1	1	0	0	0	1	0
David Peralta	.800	.833	1.600	5	4	1	0	1	1	1
Carson Kelly	.667	.667	.667	3	2	0	0	0	0	0
Ketel Marte	.400	.571	.600	5	2	1	0	0	1	0
Kole Calhoun	.263	.300	.421	19	5	0	0	1	1	6
Nick Ahmed	.167	.167	.167	6	1	0	0	0	0	1
Josh VanMeter	.000	.000	.000	1	0	0	0	0	0	0
Pavin Smith	.000	.000	.000	1	0	0	0	0	0	0
Daulton Varsho	.000	1.000	----	0	0	0	0	0	1	0

VS. LUKE JACKSON

Career	BA	OBP	SLG	AB	H	DO	TR	HR	BB	SO
Josh Rojas	1.000	1.000	2.000	1	1	1	0	0	0	0
Nick Ahmed	.400	.500	.400	5	2	0	0	0	1	1
David Peralta	.375	.375	.750	8	3	0	0	1	0	1
Kole Calhoun	.333	.500	.333	3	1	0	0	0	1	1
Christian Walker	.333	.500	.333	3	1	0	0	0	1	2
Carson Kelly	.333	.333	.333	3	1	0	0	0	0	1
Ketel Marte	.250	.250	.250	4	1	0	0	0	0	2
Ildemaro Vargas	.000	.000	.000	1	0	0	0	0	0	0
Josh VanMeter	.000	1.000	----	0	0	0	0	0	1	0
Pavin Smith	.000	.000	.000	1	0	0	0	0	0	1
Jake McCarthy	.000	.000	.000	1	0	0	0	0	0	0

VS. MAX FRIED

Career	BA	OBP	SLG	AB	H	DO	TR	HR	BB	SO
Luke Weaver	1.000	1.000	1.000	1	1	0	0	0	0	0
Christian Walker	.400	.500	.400	5	2	0	0	0	1	1
David Peralta	.400	.500	.400	5	2	0	0	0	1	1
Nick Ahmed	.400	.400	.600	5	2	1	0	0	0	1
Carson Kelly	.400	.400	.600	5	2	1	0	0	0	1
Ketel Marte	.333	.333	.333	6	2	0	0	0	0	1
Caleb Smith	.333	.333	.333	3	1	0	0	0	0	2
Ildemaro Vargas	.000	.000	.000	3	0	0	0	0	0	1

VS. RICHARD RODRIGUEZ

Career	BA	OBP	SLG	AB	H	DO	TR	HR	BB	SO
Jake McCarthy	1.000	1.000	4.000	1	1	0	0	1	0	0
Ketel Marte	.500	.500	1.000	2	1	1	0	0	0	0
Carson Kelly	.500	.500	2.000	2	1	0	0	1	0	0
Ildemaro Vargas	.500	.500	1.000	2	1	1	0	0	0	0
David Peralta	.333	.333	.333	3	1	0	0	0	0	1
Nick Ahmed	.000	.000	.000	3	0	0	0	0	0	0
Josh VanMeter	.000	.000	.000	3	0	0	0	0	0	1
Christian Walker	.000	.000	.000	1	0	0	0	0	0	1
Josh Rojas	.000	.000	.000	1	0	0	0	0	0	0
Daulton Varsho	.000	.000	.000	1	0	0	0	0	0	1

VS. SEAN NEWCOMB

Career	BA	OBP	SLG	AB	H	DO	TR	HR	BB	SO
David Peralta	.500	.625	.500	6	3	0	0	0	2	0
Caleb Smith	.500	.500	.500	2	1	0	0	0	0	0
Ketel Marte	.400	.400	1.000	5	2	0	0	1	0	0
Nick Ahmed	.000	.000	.000	3	0	0	0	0	0	1
Christian Walker	.000	.000	.000	2	0	0	0	0	0	1
Kole Calhoun	.000	.000	.000	1	0	0	0	0	0	0
Carson Kelly	.000	.000	.000	1	0	0	0	0	0	0
Ildemaro Vargas	.000	.000	.000	1	0	0	0	0	0	0
Josh VanMeter	.000	.000	.000	1	0	0	0	0	0	1
Henry Ramos	.000	.000	.000	1	0	0	0	0	0	0
Pavin Smith	.000	1.000	----	0	0	0	0	0	1	0
Daulton Varsho	.000	.000	.000	1	0	0	0	0	0	0

VS. TYLER MATZEK

Career	BA	OBP	SLG	AB	H	DO	TR	HR	BB	SO
Pavin Smith	1.000	1.000	2.000	1	1	1	0	0	0	0
Nick Ahmed	.500	.667	.500	2	1	0	0	0	1	1
David Peralta	.333	.429	.500	6	2	1	0	0	1	0
Kole Calhoun	.000	.000	.000	1	0	0	0	0	0	0
Christian Walker	.000	1.000	----	0	0	0	0	0	0	0
Ildemaro Vargas	.000	.000	.000	1	0	0	0	0	0	0
Jake McCarthy	.000	.000	.000	1	0	0	0	0	0	0
Daulton Varsho	.000	.000	.000	1	0	0	0	0	0	0

VS. WILL SMITH

Career	BA	OBP	SLG	AB	H	DO	TR	HR	BB	SO
Carson Kelly	.500	.500	1.250	4	2	0	0	1	0	0
Nick Ahmed	.333	.333	1.333	3	1	0	0	1	0	0
Ketel Marte	.200	.200	.200	5	1	0	0	0	0	4
David Peralta	.000	.000	.000	6	0	0	0	0	0	6
Madison Bumgarner	.000	1.000	---	0	0	0	0	0	1	0
Christian Walker	.000	.000	.000	1	0	0	0	0	0	0
Ildemaro Vargas	.000	.000	.000	1	0	0	0	0	0	0
Josh Rojas	.000	.000	.000	1	0	0	0	0	0	1