

GAME INFORMATION



Atlanta Braves Baseball Communications Department • Truist Park • Atlanta, GA 30339
404.522.7630 | braves.com | bravesmediacenter.com | /braves | @braves | @braves

ATLANTA BRAVES (78-70, 1st NL East, +3.0 GA) at ARIZONA DIAMONDBACKS (48-102, 5th NL West, -49.0 GA)

RH Jesse Chavez (3-2, 2.67) vs. RH Luke Weaver (3-5, 4.42)

Game No. 149 • Road Game No. 76

September 21, 2021 • 9:40 p.m. • Chase Field • Phoenix, AZ • BSSO

Braves vs. Diamondbacks			
	2019	2021	All-Time
Overall	3-4	2-2	85-70
at Atlanta	0-3	1-2	40-35
at Truist Park ('17)	---	---	5-7
at Turner Field ('97-'16)	---	---	35-28
at Arizona	3-1	1-0	45-35

Long One

Adam Duvall drove a 1-1 pitch in last night's fifth inning out to left-center field for his career-high 37th home run of the season.

The shot left the bat at 110.6 miles per hour and travelled an estimated 483 feet.

Since Statcast began tracking data in 2015, last night's home run was the longest of Duvall's career, and the second longest by any Braves player in that span.

Ronald Acuña Jr. connected on a 495-foot shot on September 25 of last season.

Braves Breakdown

Overall	78-70
Home.....	37-36
Road.....	41-34
Day	22-20
Night	56-50
Current Streak.....	W2
Last 5 Games	2-3
Last 10 Games	5-5
April.....	12-14
May.....	13-12
June.....	13-15
July.....	14-12
August.....	18-8
September	8-9
Vs. LHSP.....	23-17
Vs. RHSP.....	55-53
Series Opener.....	26-23
Series Opener at Home	12-12
Series Opener on Road	14-11
By Series	23-17-8
By Home Series.....	13-9-2
By Road Series.....	10-8-6
Rubber Games	11-4
Sweeps/Were Swept	5-8
Scored First	52-28
Opponent Scored First.....	26-42
1-run games	23-29
1 or 2 run games.....	37-45
Comeback Wins	37-33
Last AB Wins	8-20
Walkoff Wins	7-7
Extra Innings	4-9
Led After 6	67-12
Led After 7	65-7
Led After 8	70-2
Tied After 6	6-11
Tied After 7	3-15
Tied After 8	1-12
Behind After 6	5-47
Behind After 7	5-42
Behind After 8	2-50
Division Games	40-30
Vs. Other Divisions.....	38-40
Vs. A.L. Teams	6-14
Vs. N.L. Teams	72-56
Vs. A.L. East.....	6-14
Vs. N.L. East	40-30
Vs. N.L. Central.....	22-12
Vs. N.L. West	10-14
Hit 0 HR	9-24
Hit 1+ HR.....	69-46
Hit 2+ HR.....	48-18
Scored 3 or Fewer Runs	15-46
Scored 4 or More Runs	63-24
Scored 5 or More Runs	57-17
Allowed 3 or Fewer Runs.....	51-16
Allowed 4 or More Runs.....	27-54
Allowed 5 or More Runs.....	14-42
More Hits than Opponent.....	50-18
Fewer Hits than Opponent	17-47
Committed No Errors	51-43
Committed 1 or More Errors..	27-27
Before All-star Game	44-45
After All-star Game	34-25
Starter Goes at least 5 inn.....	68-39
Starter Goes at least 6 inn.....	38-24
Starter Goes at least 7 inn.....	13-4

TONIGHT'S GAME: The Braves and Diamondbacks continue a four-game series tonight with the fifth of seven meetings between the clubs this season...Atlanta and Arizona are scheduled to meet next from May 30 to June 1, 2022, here at Chase Field, before the D-backs travel to Atlanta, July 29-31.

The Braves and Diamondbacks played three games at Truist Park earlier this season, April 23-25, with Arizona taking the series, two-games-to-one... Atlanta won the opener, 5-4, before Arizona swept a doubleheader that Sunday by a combined score of 12-0.

The Braves did not travel to Arizona last season, and last played at Chase Field from May 9-12, 2019...Atlanta won three of four games here, but dropped the season series, four-games-to-three.

Atlanta has played four-game series at Chase Field in each of the last two seasons in which they have played, 2018 and 2019, and won three of the four games both years...Despite the 6-2 record, Atlanta has outscored Arizona by just eight total runs, 39-31, in that span...Seven of the eight games have been decided by two runs or less.

RHP Jesse Chavez has made 14 appearances and a pair of starts against Arizona in his career, pitching to an 8.53 ERA (18 ER/19.0 IP) and an 0-1 record...The 6-foot-2, 175-pound native of San Gabriel, CA has made 26 appearances and one start this season, going 3-2 with a 2.67 ERA (8 ER/27.0 IP).

RHP Luke Weaver is set to face Atlanta for the fifth time in his career, and for the second time this season...The 6-foot-2, 170-pound native of DeLand, FL is 1-2 with a 5.40 ERA (13 ER/21.2 IP) over his career against Atlanta, including allowing six hits and four runs over 5.0 innings to take the loss, April 23 at Truist Park.

DOUBLES: Five Atlanta batters combined to hit seven doubles last night, including a career-high three from 3B Austin Riley...Ozzie Albies, William Contreras, Freddie Freeman and Jorge Soler also doubled for the Braves.

Atlanta's seven doubles on the night tied the most the club has hit in a game this season, matching the total from May 21 vs. Pittsburgh...The Braves have not had more doubles in a game since hitting eight on August 25, 2010 vs. Colorado.

The Braves have 244 doubles on the season, and are one of nine teams in baseball with at least 200 doubles and 200 homers...Atlanta's 484 extra-base hits on the season are seventh most in baseball and third most in the NL.

RUNS: Atlanta's 11-run output last night marked the 11th time the Braves have scored double-digit runs this season, and the first since beating the Marlins, 11-9, on August 18.

ADAM DUVALL I: Atlanta outfielder Adam Duvall has hit in his last 16 games, extending his own career-best streak...Duvall went 1-for-5 with a home run yesterday.

Duvall has batted .281/.313/.734 during his run, which betters a career-high nine-game streak from 2018...Eighth of Duvall's 18 hits during the streak have been homers.

Duvall's run is the longest active streak in baseball, four games better than an 11-game stretch by the Dodgers' Mookie Betts.

The last Braves player to hit in 17 straight was Freddie Freeman, who had an 18-game run, August 14-September 4, 2020.

ADAM DUVALL II: Duvall's home run yesterday was a two-run shot that gave him a career-most and NL-leading 107 RBI on the season....Duvall's 37 homers are also a career high, and trail just SD's Fernando Tatis Jr.'s 39 home runs for the NL lead.

Twenty-five of Duvall's 37 home runs this season (67.6%) have come with runners on base...Per StatsPerform, the last NL hitter to have that high of a percentage of his homers come with runners on base (min. 35 homers) was Atlanta's Hank Aaron in 1970 (30 of 38 homers, 78.9%).

Duvall is batting .326/.369/.785 with runners in scoring position this season, and just .170/.231/.356 with the bases empty.

AUSTIN RILEY: Went 3-for-5 with three doubles and three RBI last night, extending his hitting streak to six games...Each of his last four hits have been doubles.

Riley is the first Braves batter with three doubles in a game since Dansby Swanson on August 23 of last season, and the first Braves third baseman with three doubles since Josh Donaldson on September 25, 2019.

The three doubles gave him a career-most 30 on the season, and he is on pace to hit 32 homers and drive in 101 runs...Just two other third basemen in franchise history have had a 30/30/100 season, with Chipper Jones being the last to do so in 2001.

Jones had three such seasons (1999, 2000 & 2001), while Eddie Mathews did so once (1953).

In 59 games since the All-Star break, Riley has batted .333/.383/.593 with 15 homers and 50 RBI, compiling 2.2 fWAR.

RISP: The Braves went 6-for-16 with runners in scoring position yesterday, equalling their hit total in such situations from their previous four games combined... Atlanta went just 6-for-36 (.167) in that span.

Atlanta's six hits with runners in scoring position yesterday tied for its fifth most in a single game this season, and were the most since eight such hits on August 16 at Miami.

Upcoming Schedule and Probable Pitchers

DATE	OPP.	PROBABLE PITCHERS	TV	TIME
Wed., Sept. 22	at ARI	RH Ian Anderson (7-5, 3.75) vs. RH Merrill Kelly (7-10, 4.41)	BSSO	9:40p
Thurs., Sept. 23	at ARI	RH Charlie Morton (13-6, 3.49) vs. LH Madison Bumgarner (7-10, 4.56)	BSSO	3:40p

All times listed are Eastern; All games broadcast on 680 The Fan and the Braves Radio Network
BSSE-Bally's Sports Southeast; BSSO-Bally's Sports South

Tonight’s Starting Pitcher

#60 Jesse Chavez

RHP • 6-2 • 175 • 37 yrs

2021 Record: 3-2, 2.67 ERA • 2020 Record: 0-0, 6.88 ERA

vs. RHB: .213 (13-61), 0 HR • vs. LHB: .216 (8-37), 0 HR

Tonight’s Game

- A* Makes his second start of the season and his 27th appearance.
- A* Has gone 3-2 and pitched to a 2.67 ERA (8 ER/27.0 IP) with Atlanta...Each of his last 25 games have come in relief.
- A* Has faced Arizona 14 times in his career and made a pair of starts, going 0-1 with an 8.53 ERA (18 ER/19.0 IP) with 21 strikeouts.
- A* Pitched 1.0 inning of relief against Arizona last season while with Texas, and allowed three hits and a pair of runs.
- A* Is a 13-year major league veteran, going 41-58 with a 4.52 ERA (469 ER/933.0 IP) in 481 games, 79 starts, with Pittsburgh, Atlanta, Kansas City, Toronto, Oakland, the Dodgers, the Angels, Texas and the Cubs.
- A* He appeared in 28 games out of the Braves bullpen in 2010, going 3-2 with a 5.89 ERA (24 ER/36.2 IP) before being traded to Kansas City that July.

2021 Recap

- A* Has his contract selected, June 24, from Triple-A Gwinnett and made his season debut that day.
- A* The Braves signed Chavez to a minor league contract on April 17, and he went 1-0 with a 2.25 ERA (5 ER/20.0 IP) in 13 games with Triple-A Gwinnett.
- A* Each of his last four outings with the Stripers have been scoreless, pitching 6.0 combined innings with 11 strikeouts and two saves.
- A* Last started in the majors in 2017, making 21 total starts for the Angels.
- A* Went 5-9 with a 5.24 ERA (66 ER/113.1 IP) in those games.
- A* For his career, has a 21-35 record and a 4.56 ERA (217 ER/428.0 IP) in 79 career starts, and a 20-23 record with a 4.49 ERA (252 ER/505.0 IP) in 402 games in relief.

Chavez’s Game Log

DATE	OPP.	DECISION	IP	H	R	ER	BB	SO	HR	#P
Spring Totals (5)		0-0, 14.54 ERA	4.1	9	7	7	3	2	1	---
5/6	at CLT! [^]	ND	2.0	0	0	0	1	4	0	32
5/9	at CLT! [^]	ND	1.0	1	1	0	0	2	0	14
5/13	vs. LOU! [^]	ND	2.0	3	2	2	0	2	0	26
5/18	at NAS! [^]	ND	1.0	0	0	0	0	1	0	15
5/21	at NAS! [^]	ND	1.0	0	0	0	2	2	0	21
5/25	vs. MEM! [^]	W (1-0)	2.0	1	1	0	1	4	0	35
5/30	vs. MEM! [^]	ND	1.0	0	0	0	0	1	0	17
May MiLB Totals (7)		1-0, 2.70	10.0	6	4	3	4	16	0	22*
6/4	vs. JAX! [^]	ND	2.0	0	0	0	1	0	0	15
6/6	vs. JAX! [^]	ND	2.0	3	2	2	1	0	1	25
6/9	at MEM! [^]	S,1	1.0	1	0	0	1	1	0	18
6/12	at MEM! [^]	ND	2.0	0	0	0	0	4	0	23
6/15	vs. NAS! [^]	S,2	1.0	1	0	0	1	1	0	18
6/18	vs. NAS! [^]	ND	2.0	1	0	0	0	5	0	23
6/24	at CIN	L (0-1), 5-3	2.1	2	2	2	1	3	0	36
6/30	vs. NYM [^]	ND, W, 20-2	2.0	0	0	0	0	4	0	21
June MLB Totals		0-1, 4.15 ERA	4.1	2	2	2	1	7	0	28*
7/3	vs. MIA [^]	ND, L, 3-2	1.1	0	0	0	1	1	0	24
7/7	at PIT [^]	ND, W, 14-3	1.0	1	0	0	0	2	0	14
7/9	at MIA [^]	ND, W, 5-0	1.0	0	0	0	0	2	0	11
7/16	vs. TB [^]	L (0-2), 7-6 (10)	1.0	1	1	0	1	2	0	22
7/18	vs. TB [^]	ND, L, 7-5	0.1	0	0	0	0	0	0	1
7/22	at PHI [^]	ND, W, 7-2	1.0	1	0	0	0	0	0	16
7/26	at NYM [^]	ND, L, 0-1	1.0	0	0	0	0	1	0	5
7/29	at NYM [^]	W (1-2), 6-3	1.0	0	0	0	0	1	0	13
7/31	vs. MIL [^]	W (2-2), 8-1	1.0	0	0	0	1	0	0	15
July Totals		2-1, 0.00 ERA	8.2	3	1	0	3	9	0	13*
8/3	at STL	ND, W, 6-1	1.0	2	0	0	0	0	0	9
8/5	at STL	ND, W, 8-4	0.2	1	0	0	0	1	0	13
8/6	vs. WSH	ND, W, 8-4	1.0	2	1	1	1	1	0	14
8/8	vs. WSH	ND, W, 5-4	0.2	3	2	2	0	1	0	15
8/11	vs. CIN	ND, W, 8-6 (11)	1.0	1	0	0	0	2	0	24
8/15	at WAS	W (3-2), 6-5	1.0	3	2	2	1	0	0	26
8/23	vs. NYY	ND, L, 5-1	1.1	1	0	0	1	2	0	27
8/28	vs. SF	ND, L, 5-0	1.0	0	0	0	0	2	0	15
8/30	at LAD	ND, L, 5-3	1.1	0	0	0	0	3	0	18
August Totals		1-0, 5.00 ERA	9.0	13	5	5	3	12	0	18*
9/2	at COL	ND, W, 6-5	1.0	0	0	0	0	1	0	13
9/4	at COL	ND, L, 7-6	0.2	1	0	0	0	1	0	15
9/9	vs. WSH	ND, W, 7-6 (10)	0.1	1	0	0	0	0	0	4
9/14	vs. COL	ND, L, 5-4	1.0	1	1	1	0	0	0	11
9/15	vs. COL	ND, L, 3-2 (10)	1.0	0	0	0	0	1	0	10
9/18	at SF	ND, L, 2-0	1.0	0	0	0	0	1	0	13

*! w/ Gwinnett; *average pitches*

JESSE CHAVEZ - SEASON & CAREER

	W-L	ERA	G	GS	IP	H	R	ER	BB	SO
2021	3-2	2.67	26	1	27.0	21	9	8	7	32
Career	44-60	4.47	507	80	960.0	986	512	477	303	864

CHAVEZ vs. ARIZONA

	W-L	ERA	G	GS	IP	H	R	ER	BB	SO
2020	0-0	18.00	1	0	1.0	3	2	2	0	1
Career	0-1	8.53	14	2	19.0	30	20	18	4	21

Last Win vs. ARI: None

2021 Backstop Breakdown

	Errors			Pick-offs			
	F-T-C	PB	CCS-SB (Attempts)	1B-2B-3B	Inn./ER	ERA	Record
d’Arnaud	0-1-0	2	4-21 (25)	0-0-0	388.0/183	4.24	20-24
Contreras	0-1-1	7	9-17 (26)	0-0-0	388.2/179	4.18	23-21
Smith	0-1-0	4	2-7 (9)	0-0-0	227.0/75	2.97	13-14
Vogt	0-0-0	2	4-16 (20)	0-0-0	184.0/81	3.96	15-6
Jackson	0-0-1	1	2-3 (5)	0-0-0	64.0/32	4.50	4-3
Mathis	0-0-0	1	0-2 (2)	0-0-0	26.0/12	4.15	1-2
Lucroy	0-0-0	0	0-2 (2)	0-0-0	18.0/7	3.50	2-0
Pitchers	---	---	---	15-0-0	---	---	---
Totals	0-3-2	17	21-68 (89)	15-0-0	1295.2/568	3.96	78-70

2021 Starting Pitcher Stats

Pitcher	Starts	Quality	Team		IP (Avg)	Run
		Starts	W-L	Record*		Support^
Charlie Morton	30	17	13-5	15-15	170.0 (5.2)	108 (3.7)
Max Fried	26	17	12-7	16-10	149.2 (5.2)	103 (4.0)
Drew Smyly	23	6	9-4	14-9	115.2 (5.0)	74 (3.3)
Ian Anderson	22	8	7-5	11-11	160.1 (5.2)	49 (2.4)
Huascar Ynoa	15	6	4-5	8-7	80.1 (5.1)	41 (2.4)
Touki Toussaint	10	3	3-3	6-4	49.0 (5.2)	34 (4.2)
Kyle Muller	8	0	2-4	4-4	35.2 (4.2)	11 (1.3)
Bryse Wilson	7	2	2-3	2-5	31.2 (4.2)	22 (4.2)
Tucker Davidson	4	2	0-0	1-3	20.0 (5.0)	2 (0.5)
Kyle Wright	2	0	0-1	1-1	6.1 (3.1)	4 (4.0)
Jesse Chavez	1	0	0-1	0-1	2.1 (2.1)	1 (1.0)
Team Totals	148	61	52-38	78-70	776.0 (5.1)	449 (3.0)

**Braves record in his starts; ^Runs scored while he is in the game (avg.)*

Braves Bullpen Briefs

Jesse Chavez • RHP • 6-1 • 175 • 37 yrs • #60

Saves/Opp: 0/1 **Holds:** 2 **1st Batter/Retired:** 25/16 **Inherited Runners/Scored:** 11/5

- His 1.60 FIP is the second lowest in the majors, trailing only Jacob deGrom (min 15.0 IP).
- Twenty-two of his 25 relief appearances have been scoreless since joining Atlanta.
- Opened the game for Atlanta on June 24 at Cincinnati, allowing two runs in 2.1 innings pitched and suffering the loss...Only other loss came in an extra-inning appearance against Tampa Bay on July 16.
- Had a 2.25 ERA (5 ER/20.0 IP) in 13 appearances with Triple-A Gwinnett.
- Spend the 2020 season with Texas...Had a 6.88 ERA in 18 appearances.

Luke Jackson • RHP • 6-2 • 210 • 29 yrs • #77

Saves/Opp: 0/4 **Holds:** 27 **1st Batter/Retired:** 64/41 **Inherited Runners/Scored:** 23/7

- Owns the second highest left-on-base percentage among all pitchers in the majors at 89.1% (min. 55.0 IP).
- His 13 earned runs allowed are tied for the second fewest in baseball among pitchers with as many outings.
- Ranks third in the majors with 27 holds this season.
- His 53 scoreless appearances are tied for the 10th most in MLB.
- Has induced 248 ground balls since the beginning of the 2019 season, fourth most in the majors among relievers.
- In his 19 relief appearances last year, Jackson induced 60 ground balls, the most among relievers in baseball.
- Converted 19 of his 27 save chances after logging just one career save prior to 2019.

Chris Martin • RHP • 6-8 • 225 • 35 yrs • #55

Saves/Opp: 1/3 **Holds:** 13 **1st Batter/Retired:** 42/28 **Inherited Runners/Scored:** 3/2

- Averaging 1.40 walks per nine innings pitched this year, 5th lowest rate in baseball among pitchers (min. 40 app.).
- Recorded his first save of the year on 8/8 against Washington and first since 7/31/20 against New York (NL)
- His 37 holds since 2019 are the tied for the 15th most in baseball.
- Tossed the sixth immaculate inning in franchise history, 9/11/19 at Philadelphia, fanning César Hernández, Jay Bruce, and Logan Morrison on nine total pitches.

Tyler Matzek • LHP • 6-3 • 210 • 30 yrs • #68

Saves/Opp: 0/0 **Holds:** 23 **1st Batter/Retired:** 63/42 **Inherited Runners/Scored:** 26/2

- Stranded 24 of 26 inherited runners...His 92.3% strand rate is the highest in baseball (min. 25 IR) - no other pitcher has a rate higher than 88%.
- Snapped a homerless streak of 41.2 innings dating to April 30, on 9/7 vs. Washington.
- Credited with a hold in 14 out of his last 25 outings...His 23 holds are tied for the sixth most in MLB.
- Pitched to a 2.25 ERA in 41 appearances after allowing a season-high three runs on June 1 against Washington.
- His 11.37 K/9 rate is the sixth highest in the NL among pitchers with at least as many appearances this year.
- Ranks second in the majors in strikeouts (115), third in innings (86.0 IP) and sccond in FIP (2.76 - min. 65.0 IP) among lefty relievers since the beginning of the 2020 season...Trails only Josh Hader in FIP and strikeouts.
- His 84 appearances over the past two seasons are tied for the sixth most among lefty relievers.
- Last season pitched to a 1.94 FIP this season, lowest among all lefties and fourth in MLB (min. 25 IP).

A.J. Minter • LHP • 6-0 • 215 • 27 yrs • #33

Saves/Opp: 0/6 **Holds:** 22 **1st Batter/Retired:** 56/41 **Inherited Runners/Scored:** 23/4

- Pitched to a 11.30 K/9 in 13 games since being recalled on August 10.
- Prior to being optioned on 7/16, his 20 holds were the most in MLB...Ranks T-8th after being recalled on 8/10.
- Did not allow a hit or surrender a run in seven outings with Triple-A Gwinnett while fanning 10 hitters in 7.1 IP.
- Made his first career start in Game 5 of the NLCS... Minter became the first pitcher in major league history to make his first career start in the postseason... Held Los Angeles (NL) to one hit while fanning seven without issuing a walk over 3.0 scoreless innings during his start.

Sean Newcomb • LHP • 6-5 • 255 • 27 yrs • #15

Saves/Opp: 1/1 **Holds:** 1 **1st Batter/Retired:** 31/15 **Inherited Runners/Scored:** 15/9

- Struck out 10 hitters in four appearances for a 18.00 K/9 rate since being recalled on September 2...His 12.35 strikeout-per-nine-innings rate is the 7th highest in the majors among left-handed pitchers (min. 30 appearances).
- Recorded 27 strikeouts in 15.2 innings pitched with Triple-A Gwinnett (15.51 K/9).
- Recalled to Atlanta on 9/2...Had a 1.72 ERA in 14 relief appearances with Triple-A Gwinnett.
- On June 24 he pithed 2.0 scoreless innings in relief for the first time since August 4, 2019 against Cincinnati.

Richard Rodríguez • RHP • 6-4 • 230 • 31 yrs • #48

Saves/Opp: 14/17 **Holds:** 6 **1st Batter/Retired:** 59/47 **Inherited Runners/Scored:** 9/3

- Pitching to a 1.35 BB/9 rate this season, fourth lowest among pitchers with at least 40 appearances.
- Among pitchers with as many innings as Rodríguez this season, his 0.88 WHIP ranks sixth lowest in the majors... He has held the opposition to a .200 batting average (44-for-220), with 16 extra-base hits.
- Acquired by the Braves, 7/30, from the Pittsburgh Pirates in exchange for RHP Bryse Wilson and RHP Ricky DeVito...Made his Braves debut on 7/31 vs. Milwaukee, allowing two hits over a scoreless frame .
- Had 14 saves and a 2.82 ERA (12 ER/38.1 IP) in 37 games for the Pirates this season...Struck out 33 and walked just five, while compiling a 4-2 record.

Edgar Santana • RHP • 6-2 • 205 • 25 yrs • #67

Saves/Opp: 0/0 **Holds:** 3 **1st Batter/Retired:** 41/29 **Inherited Runners/Scored:** 12/5

- Has a 2.60 ERA with a 1.05 WHIP over his last 25 appearances (26.2 IP), dating to June 16.
- Snapped a 12-game streak without issuing a walk on August 23 against the Yankees.
- Was acquired on April 8 from the Pittsburgh Pirates in exchange for cash considerations...Was optioned to the alternate training site after his acquisition and recalled to Atlanta on 4/30...Made his Braves debut on 4/30.
- Had a career record of 3-4 in 88 relief appearances with a 3.31 ERA through two seasons with the Pirates...Last appeared in the majors on September 21, 2018.

Will Smith • LHP • 6-5 • 255 • 31 yrs • #51

Saves/Opp: 33/39 **Holds:** 0 **1st Batter/Retired:** 65/45 **Inherited Runners/Scored:** 1/1

- His 33 saves are tied for the fourth most in the majors.
- Has converted 33 saves in 39 opportunities...Has an 84.2% conversion rate this season.
- Leads Atlanta with 33 saves this year, the most by an Atlanta reliever since Craig Kimbrel had 47 saves in 2014.
- Per Baseball Reference, has the most appearances in high-leverage situations with 45...Next closest has 41...For reference, MLB saves leader, Mark Melancon, has only appeared in 26 such situations.
- Was 1-5 with a 4.74 ERA prior to June 10...Since then he has pitched to a 2.89 ERA with 22 saves.
- Allowed seven home runs in 16.0 IP (18 appearances) for a HR/9 rate of 3.94 in 2020...Has allowed 10 home runs in 65 appearances (62.0 IP) this season for a 1.45 HR/9 rate.

Drew Smyly • LHP • 6-2 • 188 • 32 yrs • #18

Saves/Opp: 0/0 **Holds:** 0 **1st Batter/Retired:** 3/2 **Inherited Runners/Scored:** 0/0

- Owns a 4.75 ERA in 23 starts and a 3.00 ERA in three relief appearances this season...Has a career 4.32 ERA as a starter and a 3.48 ERA as a reliever.

Touki Toussaint • RHP • 6-3 • 215 • 25 yrs • #62

Saves/Opp: 0/0 **Holds:** 0 **1st Batter/Retired:** 1/1 **Inherited Runners/Scored:** 0/0

- Pitched to a 4.59 ERA and a 3-3 record in 10 starts this season...Pitched one scoreless inning out of the pen this year and has a career 5.51 ERA as a reliever.

Jacob Webb • RHP • 6-2 • 210 • 27 yrs • #71

Saves/Opp: 0/0 **Holds:** 0 **1st Batter/Retired:** 29/19 **Inherited Runners/Scored:** 17/7

- Since being recalled on September 1, has held opponents to a .077 batting average and .299 OPS in nine games.
- Pitched to a 0.67 WHIP and has not allowed an earned run since being recalled on September 1...Last surrendered an earned run on May 20 earlier this season.
- Has a 2.08 ERA (4 ER/17.1 IP) in 18 home games and a 4.26 ERA (6 ER/12.2 IP) in 11 road games.
- Held opponents to one earned run or less in 46 of his first 48 career games, the second most such games to begin a career by a Braves player, trailing only Jonny Venters.
- Tossed 2.1 scoreless frames in relief on September 26 against Boston to become the first player in Braves franchise history (dating to 1901) without an earned run allowed in 40 of his first 44 career games.

Team Bullpen Totals

W-L: 26-31 **SV-OPP:** 35-60 **ERA:** 4.09
IP: 519.2 **R:** 257 **ER:** 236
HITS/HR: 476/64 **BB:** 212 **SO:** 529
1st Batter Faced/Retired: 533/353
Inherited Runners/Scored: 173/59

Braves Bullpen By Month

Month	W-L	ERA	SV-OP	IP	H	R	ER	BB	SO	HR
April	5-7	4.76	6-9	92.2	88	52	49	51	102	11
May	2-6	4.62	4-9	87.2	89	57	45	36	96	12
June	2-6	4.73	7-11	97.0	91	52	51	36	93	13
July	5-4	3.34	5-8	86.1	87	34	32	30	73	10
August	7-2	3.79	9-13	90.1	78	39	38	36	104	11
September	5-6	2.88	4-10	65.2	44	23	21	23	61	7

Most Recent Appearances

JESSE CHAVEZ

DATE	OPP.	DEC.	IP	H	R	ER	BB	SO	HR
9/2	at COL	H, 2	1.0	0	0	0	0	1	0
9/4	at COL	ND	0.2	1	0	0	0	1	0
9/9	vs. WSH	BS, 1	0.1	1	0	0	0	0	0
9/14	vs. COL	ND	1.0	1	1	1	0	0	0
9/15	vs. COL	ND	1.0	0	0	0	0	1	0
9/18	at SF	ND	1.0	0	0	0	0	1	0

LUKE JACKSON

DATE	OPP.	DEC.	IP	H	R	ER	BB	SO	HR
9/7	vs. WSH	W, 2-2	1.1	0	0	0	0	3	0
9/9	vs. WSH	BS, 4	0.1	2	1	1	1	0	0
9/10	vs. MIA	H, 25	1.0	0	0	0	0	3	0
9/12	vs. MIA	H, 26	1.0	0	0	0	0	0	0
9/15	vs. COL	ND	1.0	0	0	0	0	3	0
9/19	at SF	H, 27	1.0	1	0	0	0	0	0

CHRIS MARTIN

DATE	OPP.	DEC.	IP	H	R	ER	BB	SO	HR
8/22	at BAL	H, 13	0.2	2	0	0	0	0	0
8/24	vs. NYY	ND	1.0	1	1	1	0	1	1
8/28	vs. SF	ND	1.0	4	2	2	0	1	0
8/30	at LAD	ND	1.0	0	0	0	0	1	0
9/1	at LAD	BS, 4/L, 2-4	0.1	2	1	1	1	1	0
9/17	at SF	ND	1.0	1	0	0	0	1	0
9/20	at ARI	ND	1.0	0	0	0	0	1	0

TYLER MATZEK

DATE	OPP.	DEC.	IP	H	R	ER	BB	SO	HR
9/3	at COL	ND	1.0	1	0	0	0	3	0
9/7	vs. WSH	BS, 1	0.2	3	4	4	1	0	1
9/9	vs. WSH	ND	0.2	0	0	0	0	0	0
9/10	vs. MIA	H, 23	1.0	1	0	0	0	1	0
9/15	vs. COL	ND	1.0	0	0	0	0	0	0
9/17	at SF	ND	1.0	0	0	0	2	1	0

A.J. MINTER

DATE	OPP.	DEC.	IP	H	R	ER	BB	SO	HR
9/4	at COL	L, 2-5	0.1	1	2	2	1	0	0
9/8	vs. WSH	ND	2.0	0	0	0	1	0	0
9/9	vs. WSH	H, 22	0.2	1	1	1	0	0	0
9/15	vs. COL	L, 2-6	1.0	1	1	0	0	0	0
9/17	at SF	ND	0.1	0	0	0	0	1	0
9/18	at SF	ND	1.0	0	0	0	0	2	0

SEAN NEWCOMB

DATE	OPP.	DEC.	IP	H	R	ER	BB	SO	HR
9/4	at COL	ND	1.0	1	1	1	1	2	0
9/10	vs. MIA	H, 2	1.0	1	0	0	0	3	0
9/14	vs. COL	ND	2.0	0	0	0	1	4	0
9/17	at SF	ND	1.0	1	0	0	2	1	0
9/20	at ARI	ND	1.0	0	0	0	2	0	0

RICHARD RODRÍGUEZ

DATE	OPP.	DEC.	IP	H	R	ER	BB	SO	HR
9/5	at COL	ND	1.0	0	0	0	0	0	0
9/8	vs. WSH	L, 3	1.0	1	1	1	0	0	1
9/9	vs. WSH	ND	1.0	1	1	1	0	0	1
9/11	vs. MIA	L, 4-4	1.0	3	2	2	0	0	2
9/14	vs. COL	ND	1.0	0	0	0	0	1	0
9/20	at ARI	ND	1.0	2	1	1	0	1	1

EDGAR SANTANA

DATE	OPP.	DEC.	IP	H	R	ER	BB	SO	HR
8/23	vs. NYY	ND	0.2	1	2	2	2	0	0
9/4	at COL	ND	1.0	0	0	0	0	0	0
9/6	at COL	ND	1.0	0	0	0	0	0	0
9/8	vs. WSH	ND	1.0	1	0	0	2	1	0
9/11	vs. MIA	ND	1.0	2	1	1	1	1	0
9/20	at ARI	ND	1.0	1	0	0	0	0	0

DREW SMYLY

DATE	OPP.	DEC.	IP	H	R	ER	BB	SO	HR
8/30	at LAD*	L, 9-4	4.2	9	5	5	0	5	4
9/4	at COL	ND	1.0	0	0	0	0	1	0
9/8	vs. WSH	ND	1.0	3	1	1	0	0	0
9/18	at SF	ND	1.0	1	0	0	0	0	0

TOUKI TOUSSAINT

DATE	OPP.	DEC.	IP	H	R	ER	BB	SO	HR
8/29	vs. SF	ND	1.0	0	0	0	1	0	0
9/2	at COL*	ND	3.0	6	5	4	0	0	1
9/8	vs. WSH*	ND	3.0	1	2	1	4	3	1
9/14	vs. COL*	L, 3-3	4.0	5	4	4	3	5	2

WILL SMITH

DATE	OPP.	DEC.	IP	H	R	ER	BB	SO	HR
9/9	vs. WSH	BS, 5	1.0	1	1	1	1	2	0
9/10	vs. MIA	ND	1.0	1	0	0	0	1	0
9/12	vs. MIA	S, 32	1.0	1	0	0	1	0	0
9/14	vs. COL	ND	1.0	0	0	0	0	1	0
9/17	at SF	BS, 6	1.0	1	1	1	0	2	1
9/19	at SF	S, 33	1.0	0	0	0	0	2	0

JACOB WEBB

DATE	OPP.	DEC.	IP	H	R	ER	BB	SO	HR
9/9	vs. WSH	W, 3-2	1.0	0	0	0	0	0	0
9/12	vs. MIA	W, 4-2	1.0	0	0	0	0	1	0
9/14	vs. COL	ND	1.0	1	0	0	1	0	0
9/15	vs. COL	ND	0.1	0	0	0	0	1	0
9/17	at SF	L, 4-3	0.2	0	1	0	2	0	0
9/20	at ARI	W, 5-3	1.0	0	0	0	0	2	0

* As a Starter
+ With Triple-A Gwinnett

Braves Bits	
Ehire Adrianza • INF/OF • 6-1 • 195 • 32 yrs • #23	Joc Pederson • OF • 6-1 • 220 • 29 yrs • #22
ARI Series: ---- Road Trip: .000 (0-1) Season Long Streak: 3 games, 2x, last: 6/20[1]-24 (5-6, .833)	ARI Series: .000 (0-1) Road Trip: .286 (2-7, 2B) Season Long Streak: 11 games, 7/24-8/5 (17-41, .415, 2 HR)
<div><ul style="list-style-type: none">In 66 pinch-hit plate appearances this season, he leads MLB pinch hitters in extra-base hits (tied, 7) and hits (tied, 14), is second in doubles (tied, 4) and homers (tied, 3), and is third in RBI (10)...Has batted .241/.333/.466 (14-for-58) in that role...His 14 pinch hits are Atlanta's most since Matt Joyce (16) and Charlie Culberson (15) in 2019.Since 9/1 is hitting .313 (5-for-16)...Has batted .237/.321/.344 in 27 starts this season.Has an OPS nearly 150 points higher as a left-handed hitter (.749)...Has 12 XBH from the left side in 119 AB...Has a .628 OPS as a right-hander with two XBH in 49 AB.In his career, has appeared at every position but catcher, including two relief outings.</div>	<div><ul style="list-style-type: none">10th-inning single on 9/9 gave Atlanta its seventh walk-off victory this season...Was Pederson's second walk-off in his career and first with Braves (also 4/15/19 vs. CIN).Went 2-for-5 on 9/9 and 9/19 but is 14-for-87 (.161) since snapping his career-best 11-game hitting streak, 8/6...Went 17-for-41 (.415) with a two homers during the run.In 55 games with Atlanta, including 39 starts, has gone 36-for-155 (.232) with five homers and 18 RBI...Has made 22 starts in center and 17 starts in right field.After beginning the season just 7-for-51 (.137), was placed on the IL with left wrist tendinitis...Since being activated on 5/3, is hitting .244 in 112 games (90 starts).Batting .272/.327/.467 with runners in scoring position, including .313/.389/.479 in such situations with two outs...Batting .212/.283/.386 with the bases empty.Has hit .258 (25-for-97) against lefties this season, with a pair of homers...Batted .191 against left-handed pitchers in his first seven MLB seasons, with nine homers.Acquired via trade from CHC on 7/15...Prior to joining the Cubs, had spent his first seven MLB seasons with the Dodgers, hitting .230 with 130 home runs.</div>
Ozzie Albies • INF • 5-8 • 165 • 24 yrs • #1	Austin Riley • INF • 6-3 • 240 • 24 yrs • #27
ARI Series: .400 (2-5, 2B, 2 R, RBI) Road Trip: .167 (3-18, 2B, 2 R, RBI) Season Long Streak: 10 games, 4/26-5/6 (14-40, .350, 2 HR)	ARI Series: .600 (3-5, 3 2B, R, 3 RBI) Road Trip: .389 (7-18, 4 2B) Season Long Streak: 9 games, 7/23-8/30 (15-35, .429, 7 HR)
<div><ul style="list-style-type: none">N.L. Ranks: XBH (69, 2nd), 3B (6, T2nd), RBI (95, 3rd), 2B (35, 4th), TB (279, T5th), Runs (92, 6th), SB (17, T8th), Hits (148, 9th)...ATL is 23-17 with him hitting leadoff.Is hitting .229/.282/.458 (38-for-166) out of the leadoff spot this season, compared to .266/.323/.492 (110-for-413) in all other batting order positions.From 9/3-7, homered in 4 straight games, his 2nd 4-game HR streak this season...Hank Aaron was the last Brave to have multiple such streaks in a single season, doing so in 1966.Since his homer streak, has gone 9-for-49 (.184) in the following 11 games.He is on pace to produce 76 extra-base hits and 104 RBI...No Atlanta primary middle infielder (min. 75% of games) has driven in 100 runs for the club in a season.With 88 HR, has the most by a second baseman in Braves history (passed Uggla 8/12).Selected to his second career All-Star Game (also: '18)...Is just the second Braves second baseman to earn multiple All-Star selections (Felix Millan, 1969 & 1971).</div>	<div><ul style="list-style-type: none">N.L. Ranks: TB (281, T2nd), Hits (162, 4th), RBI (92, T6th), AVG (.301, 7th), HR (29, T10th)...Currently tied for fourth in the National League with 46 multi-hit games.Last night became only Brave this season to log three doubles in a game, and first since Dansby Swanson did it on 8/23/20 vs. PHI...It's happened 28 times in MLB this season.Batting .333/.383/.593 in 59 games since the All-Star Break, with 77 hits and 50 RBI...His average is ninth-best in baseball since the break and his RBI count is fourth.Tabbed as the third baseman on MLB's August Team of the Month...Hit safely in 23 of 26 August games, trailing only Chicago-AL's José Abreu (24 total games).Has 29 homers and 30 doubles this season, the first Braves third baseman with a 25/25 season aged 24 or younger since Chipper Jones in 1996...There are just three such seasons in franchise history (Jones, 1996; Eddie Mathews, 1953).Went 2-for-5 with two homers and a career-most six RBI, 7/27 at NYM...Is the first Braves 3B with two homers and six RBI in a game since Earl Williams on 6/13/1971.Has reached base five times in a game on three different occasions this season, last on June 13 at Miami...Did not do so once over his first two seasons.Named the N.L. Player of the Week for the period of 5/17-23...In seven games, went 12-for-26 with four doubles, six home runs and 11 RBI...He is the only player in modern Braves franchise history to hit six homers and 10 extra-base hits in any seven-game span.</div>
William Contreras • C • 6-0 • 180 • 23 yrs • #24	Eddie Rosario • OF • 6-1 • 180 • 29 yrs • #8
ARI Series: .500 (2-4, 2B, R) Road Trip: .500 (2-4, 2B, R) Season Long Streak: 4 games, 5/12-16 (5-13, .384, 2 HR)	ARI Series: .500 (2-4, HR, 2 R) Road Trip: .533 (8-15, cycle) Season Long Streak: 14 games, 6/13-6/28 (17-53, .321, 2 HR)
<div><ul style="list-style-type: none">His seventh-inning double last night snapped an 0-for-21 stretch at the plate...Recalled 9/10...Hitting .204/.291/.382 in the majors and .290/.357/.516 in minors this season.Played just two games in previous recent stint with Braves, going 0-for-6 from 8/22-23.As an MLB player, has hit .216 (35-for-162) with seven homers across 2020 and 2021.</div>	<div><ul style="list-style-type: none">Has highest Sept. slugging percentage in MLB (.809) among qualified players within the month...His 1.216 OPS is 3rd-best behind Harper (PHI, 1.254) and Soto (1.240).Has homered in back-to-back games for the 14th time in his career and for the first time with Atlanta...Once homered in three straight from April 18-20, 2019 with Minnesota.On 9/19 hit for the cycle for the first time in his career...It was the fourth cycle in the majors this season, joining teammate Freddie Freeman (6/18), Trea Turner (WSN, 6/30) and Jake Cronenworth (SDP, 7/16)...He became the fifth Puerto Rican in MLB history to hit for the cycle and the first since Bengie Molina did it for Texas on July 16, 2010...Completed the cycle having seen only five total pitches in the game.Since his Braves debut on 8/28, has six homers and has slashed .333/.393/.778 (1.171 OPS)...Has two doubles, two triples, nine runs, 12 RBI and six BB in that time frame.His home run on 9/8 was deemed a "chase" by Statcast, meaning that MLB players swing at similar pitches less than 25 percent of the time...Since his debut in 2015, his nine "chased" home runs rank second in the majors behind St. Louis' Nolan Arenado (10).Was acquired by Atlanta from Cleveland on July 30 in exchange for INF Pablo Sandoval.Batted .254 (72-for-283) over 78 G for Cleveland this season, with 15 doubles, a triple and seven HR, driving in 46... Hit 32 HR with 109 RBI in his last full season in 2019, batting .276/.300/.500 over 137 games to earn an 18th-place finish in A.L. MVP voting.Has appeared defensively at all three outfield positions, including 667 games in left.</div>
Adam Duvall • OF • 6-1 • 215 • 33 yrs • #14	Jorge Soler • OF • 6-4 • 240 • 29 yrs • #12
ARI Series: .200 (1-5, HR, 2 RBI) Road Trip: .278 (5-18, 6 RBI) Season Long Streak: 16 games, 9/1-present (18-64, .281, 8 HR, 10 R, 19 RBI)	ARI Series: .167 (1-6, 2B, R, RBI) Road Trip: .214 (3-14, 2 2B, R, RBI) Season Long Streak: 12 games, 9/2-15, (16-54, .296, 2 HR, 9 R, 6 RBI)
<div><ul style="list-style-type: none">N.L. Ranks: RBI (107, 1st), HR (37, 2nd)...37 HR are his best in a single season.Current 16-game hit streak is the longest active in MLB...Tied for the 4th-longest streak in the N.L. this season...Also the longest streak of his career, topping a 9-game streak in '19...It's the longest by a Brave since F. Freeman hit in 18 straight from 8/14-9/4/2020.His 5th-inning, 483-foot homer last night extended the streak...Stands as the longest homer of his career and the 4th-longest in MLB this season...Also the 2nd-longest homer by a Brave in the Statcast era, trailing R. Acuña Jr. (495 ft., 9/25/2020 vs. BOS).His 107 RBI mark a career most, besting his 103 RBI in 2016 with Cincinnati.Had his seven-game extra-base-hit streak snapped on 9/10...It's tied for the third-longest streak in MLB this year behind Joey Votto (CIN, 8 G) and J.D. Martinez (BOS, 8 G).Batting .326 with runners in scoring position and .170 with the bases empty.Acquired by Atlanta, 7/30, from Miami in exchange for C Alex Jackson...Played parts of the last three seasons with the Braves...Was originally acquired by Atlanta at the trade deadline in 2018, and hit .231/.290/.488 over 131 games in his first stint with the Braves.</div>	<div><ul style="list-style-type: none">Last night started in the leadoff position for the second time in his career...He's now a lifetime .222/.300/.333 (2-for-9) hitter out of the first spot with a double, run and RBI.Had his 12-game hit streak snapped on September 17...It was tied for the longest active streak in baseball with teammate Adam Duvall and Bryce Harper (PHI)...It was his career best, topping two 10-game streaks, most recently from 4/26-5/4/18.Over his last 30 games, is hitting .288 (34-for-118) with seven home runs, 17 RBI, 19 runs and 12 walks...Slugging .548 since the All-Star Break with 27 extra-base hits (16 homers) in 56 games...Homers are tied for 10th best in baseball since the break.Hitting .275 (19-for-69) in September with nine XBH (2 HR), 10 runs and seven RBI.Batting .272/.354/.509 over 44 games with the Braves...Atlanta acquired him, 7/30.Slugged .531 in the month of August with three doubles and eight homers in 96 at-bats...Tallied six homers over the first three months of the season.From 8/29-8/30, hit home runs in back-to-back games for the 13th time in his career.Had back-to-back multi-homer games, 7/25 and 7/26, becoming just the second Royals player all-time with multi-homer games in consecutive dates (Darrell Porter, 1977).Led the American League and set the KC franchise record with 48 home runs in 2019.Eight-year MLB veteran: Cubs (14-16), Royals (17-21)...2016 WS champ w/ CHC.</div>
Freddie Freeman • INF • 6-5 • 220 • 32 yrs • #5	Dansby Swanson • INF • 6-1 • 190 • 27 yrs • #7
ARI Series: .600 (3-5, 2B, 2 R, 2 RBI) Road Trip: .389 (7-18, 3 R, 2 RBI) Season Long Streak: 10 games, 9/9-present (17-43, .395, 2 HR, 8 R, 7 RBI)	ARI Series: .000 (0-5, R) Road Trip: .067 (1-15, BB, R) Season Long Streak: 12 games, 5/19-6/3 (17-47, .362, 5 HR)
<div><ul style="list-style-type: none">N.L. Ranks: Runs (111, 1st), TB (284, 1st), Hits (167, 2nd), Walks (77, T3rd), OBP (.390 4th), HR (30, 9th)...He's second in the National League. with 49 multi-hit games.Current 10-game hit streak is his season high...It's tied for the third-longest active streak in baseball...The streak is his longest since hitting in 12 straight from 9/6-18/2020.Finished play on 5/7 hitting .195 (22-for-113)...Since then, he's hit .327/.407/.536 with 23 homers, 62 RBI and 95 runs across 116 games...Has hit safely in 15 of 17 Sept. games.In 78 wins, has hit .341 w/ 19 homers and 52 RBI...In 70 losses, has hit .253 w/ 28 RBI.Hit for the cycle 8/18 at MIA...Became the first Braves player in the modern era (since 1900) to hit for two cycles in his career...He also did so on 6/15/16 vs. CIN.Played his 1,500th career game, 7/22...He is the ninth player in Braves history to reach this milestone (last: Andruw Jones)...He had the third-highest hit total at the 1,500-game mark in franchise history (1,625), trailing Hank Aaron (1,886) and Chipper Jones (1,668).His 473 multi-hit games are 5th-most in franchise history, trailing Aaron (1,006), C. Jones (763), Mathews (564) and Murphy (497)...Also 4th most in MLB since debut in 2010.2020 is his eighth 20-homer campaign, the sixth-most such seasons in franchise history... Aaron (20), C. Jones (14), Mathews (14), Murphy (11) and A. Jones (10) have more.Started at first base for the N.L. in the All-Star Game...Was his fifth career All-Star honor...Is the first Braves infielder to win three consecutive fan-elected starts.</div>	<div><ul style="list-style-type: none">Hitting .116 (8-for-69) in his last 20 games with two extra-base hits.Has hit .274/.335/.498 over his last 62 games, with 65 hits (27 XBH) in 237 at-bats.Has 26 home runs, a new career-high total, to set the Braves franchise single-season record for a shortstop...Denis Menke held the original mark (20) for Milwaukee in 1964.Went 3-for-4 with 2 HR and a career-high 7 RBI, 7/31 vs MIL...Just the second Braves SS since 1920 w/ at least 2 HR and 7 RBI in a game (Jeff Blauer, 5/11/96 at PHI).Had an RBI in six straight games, from 7/7-17, a career-long streak...That matched the longest such streak by a Braves shortstop since 1920, when RBI became an official stat, joining Jeff Blauer ('93), Rafael Ramirez ('82), Eddie Miller ('40) and Doc Farrell ('27)..</div>
Guillermo Heredia • OF • 5-10 • 195 • 30 yrs • #38	
ARI Series: 1.000 (1-1) Road Trip: .500 (1-2) Season Long Streak: 5 games, 6/13-18 (8-16, .500, HR)	
<div><ul style="list-style-type: none">Hitting 4-for-33 (.121) dating back to 8/15...Has five runs and six walks in that span.As a pinch hitter in 2021, has hit .250/.400/.250 (3-for-12) with 3 walks and 3 runs.Two of his five homers this season came on 4/18 at CHC, also plated six runs...It was his first career multi-homer game and the third two-homer, six-RBI game by an ATL-era centerfielder (Ron Gant, 7/5/90 and Andruw Jones, 7/18/06).</div>	





Braves Blasts					
HOME RUN BREAKDOWN					
Braves Solo		126	Opponent Solo		94
Braves 2-Run		67	Opponent 2-Run		54
Braves 3-Run		18	Opponent 3-Run		20
Braves Grand Slams		10	Opponent Grand Slams		4
Braves Total		221	Opponent Total		172
2021 BRAVES BACK-TO-BACK HOMERS					
Date	Opp.	Inning	Hitters	Opposing Pitchers(s)	
5/14	at MIL	5th	Ozuna-Albies	LH Eric Lauer	
5/21	vs. PIT	5th	Albies-Riley	LH Tyler Anderson	
5/21	vs. PIT	7th	Riley-Swanson	LH Chasen Shreve	
8/14	at WSH	9th	Swanson-Duvall	RH Jefry Rodríguez	
8/15	at WSH	5th	Freeman-Riley	RH Paolo Espino	
8/30	at LAD	6th	Soler-Freeman	LH Julio Urias	
9/5	at COL	3rd	Duvall-d'Arnaud	RH Ryan Feltner	
9/19	at SF	7th	Duvall-Rosario	RH's Anthony DeSclafini/Zack Littell	
MULTI-HOMER GAMES					
Player	Career	2021	Last		
Freeman	17	0	9/10/20 at WSH		
Pederson	17	2	6/18/21 vs. MIA		
Duvall	10	3	6/19/21 at CHI		
	Three-Homer Game (2)	0	9/9/20 vs. MIA		
Soler	9	2	7/26/21 vs. CHW		
Albies	7	2	6/30/21 vs. NYM		
Swanson	5	2	7/31/21 vs. MIL		
d'Arnaud	4	0	7/15/19 at NYY		
	Three-Homer Game	0	7/15/19 at NYY		
Vogt	4	1	9/9/21 vs. WSH		
Riley	3	3	7/27/21 at NYM		
Heredia	1	1	4/18/21 at CHI		
LEAD-OFF HOMERS					
Player	Career	2021	Last		
Pederson	23	2	6/18/21 vs. MIA (Poteet)		
Albies	8	2	9/5/21 at COL (Feltner)		
Almonte	1	0	9/18/19 vs. MIA (Alcantara)		
d'Arnaud	1	0	7/15/19 at NYY (Paxton)		
GAME-ENDING HOMERS					
Player	Career	2021	Last		
Freeman	5	0	9/25/20 vs. BOS (Springs)		
Albies	2	1	8/11/21 vs. CIN (Sims)		
d'Arnaud	1	0	7/6/19 vs. NYY (Green)		
Duvall	1	0	5/9/18 vs. NYM (Ramos)		
Pederson	1	0	4/15/19 vs. CIN (Iglesias)		
Swanson	1	0	8/17/20 vs. WSH (Hudson)		
GRAND SLAMS					
Player	Career	2021	Last		
Duvall	5	1	6/18/21 at CHI (Davies)		
Albies	4	0	7/27/19 at PHI (Suarez)		
Freeman	3	1	5/16/21 at MIL (Suter)		
Adrianza	2	1	5/21/21 vs. PIT (Difo)		
Almonte	2	0	4/22/18 at DET (Wilson)		
Pederson	2	0	4/3/17 vs. SD (Chacín)		
Riley	2	1	7/27/21 at NYM (Eickhoff)		
Swanson	2	2	7/31/21 vs. MIL (Curtiss)		
Vogt	2	0	6/15/15 at SD (Mazzoni)		
Heredia	1	1	4/18/21 at CHI (Tepera)		
d'Arnaud	1	0	7/21/19 vs. CHW (Cease)		
Pache	1	1	5/2/21 at TOR (Milone)		
Ynoa	1	1	5/4/21 at WSH (Rainey)		
PINCH-HIT HOMERS					
Player	Career	2021	Last		
Duvall	5	1	4/3/21 vs. TB (McHugh)		
Pederson	4	0	9/1/19 at ARI (Clarke)		
Adrianza	2	2	5/21/21 vs. PIT (Difo)		
Vogt	2	0	7/30/19 at PHI (Pivetta)		
Almonte	1	1	6/5/21 vs. LAD (Treinen)		
Freeman	1	0	9/21/10 at PHI (Halladay)		
Heredia	1	0	4/14/19 at TOR (Mayza)		
Smith	1	0	8/1/17 vs. TOR (Stroman)		
Soler	1	0	9/21/15 vs. MIL (Jimenez)		
Swanson	1	0	6/24/18 vs. BAL (Brach)		

Recent Transactions			
September 19: Activated RHP Luke Jackson from the paternity list and optioned INF/OF Orlando Arcia to Triple-A Gwinnett.			
September 16: Returned RHP Chris Martin from his rehabilitation assignment and reinstated him from the 10-day injured list...Placed RHP Luke Jackson on the paternity list.			
September 10: Recalled C William Contreras to Atlanta and placed C Stephen Vogt on the 10-day injured list with right hip inflammation.			
September 2: Placed RHP Chris Martin on the 10-day injured list with right elbow inflammation and recalled LHP Sean Newcomb to Atlanta.			
September 1: Recalled INF/OF Orlando Arcia and RHP Jacob Webb to Atlanta as part of the expanded roster.			
August 31: Placed RHP Josh Tomlin on the 10-day injured list with a strained neck, backdated to August 29, and recalled RHP Edgar Santana to Atlanta.			
August 29: Returned RHP Ian Anderson from his rehabilitation assignment and reinstated him from the 10-day injured list			
August 28: Optioned RHP Edgar Santana to Triple-A Gwinnet postgame.			
August 25: Returned OF Eddie Rosario from his rehabilitation assignment and reinstated him from the 10-day injured list...Designated OF Abraham Almonte for assignment.			
August 24: Reinstated C Travis d'Arnaud from the paternity list and optioned C William Contreras to Triple-A Gwinnett.			
August 21: Recalled C William Contreras from Triple-A Gwinnett and placed C Travis d'Arnaud on the paternity list.			
August 17: Returned RHP Huacar Ynoa from his rehabilitation assignmnet and reinstated him from the 60-day injured list.			
August 16: Optioned RHP Jacob Webb to Triple-A Gwinnet as a postgame assignment.			
August 13: Recalled RHP Jacob Webb...Outrighted C Kevan Smith to Triple-A Gwinnett...An-nounced Smith elected free agency.			
August 12: Optioned LHP Kyle Muller to Triple-A Gwinnett as a postgame assignment.			
August 11: Reinstated C Travis d'Arnaud from the 60-day injured list and designated C Kevan Smith for assignment.			
August 10: Recalled LHP A.J. Minter to Atlanta and designated RHP Shane Greene for assignment.			
July 31: Added RHP Richard Rodríguez and OF Jorge Soler to the active roster...Optioned INF/OF Orlando Arcia and LHP Sean Newcomb to Triple-A Gwinnett.			

Game-Ending RBI					
Player	Number	Last	Player	Number	Last
Adrianza	1	5/8/21 (1B)	Heredia	2	5/15/18 (1B)
Albies	3	8/11/21 (HR)	Pederson	2	9/9/21 (1B)
Almonte	-	-	Riley	-	-
d'Arnaud	2	7/6/19 (HR)	Smith	--	--
Duvall	3	8/22/20 (1B)	Soler	--	--
Freeman	12	7/1/21 (1B)	Swanson	5	4/15/21 (1B)
Fried	1	7/4/21 (1B)	Vogt	1	7/18/15 (1B)
Braves Walk-off Wins in 2021: 7 (9/9 vs. WSH - Pederson (1B))					

Ejections					
Player/Manager	2021	Career	Player/Manager	2021	Career
Adrianza	-	-	Pederson	1	4
Albies	-	-	Riley	-	-
Almonte	-	-	Smith	-	1
d'Arnaud	-	-	Snitker	1	15
Duvall	-	-	Soler	-	2
Freeman	-	5	Swanson	-	-
Heredia	-	-	Vogt	-	-
Braves last ejection in 2021: 8/24 vs. NYY (Pederson)					

Braves Injured/Inactive List						
Player	Pos.	Injury	7/10/60-day IL	Date on IL/List	Date off IL/List	Games Missed on IL
Mike Soroka	RHP	Recovery from right Achilles tendon surgery	60-day	March 31	--	148
Marcell Ozuna	OF	Left middle and ring finger fracture	10-day	May 28 (retro to May 26)	--	100
Grant Dayton	LHP	Left shoulder inflammation	60-day	June 5	--	93
Tucker Davidson	LHP	Left forearm inflammation	60-day	June 16	--	84
Ronald Acuña Jr.	OF	Right knee ACL tear	60-day	July 11	--	60
Josh Tomlin	RHP	Strained neck	10-day	August 31 (retro to August 29)	--	19
Stephen Vogt	C	Right hip inflammation	10-day	September 10	--	9
Ehire Adrianza	INF	--	--	April 3	April 10	5
Chris Martin	RHP	Right shoulder inflammation	10-day	April 10 (retro to April 7)	May 12	30
Max Fried	LHP	Right hamstring strain	10-day	April 14	May 5	18
Cristian Pache	OF	Left groin strain	10-day	April 14	April 24	8
Drew Smyly	LHP	Left forearm inflammation	10-day	April 16	April 24	6
Ender Inciarte	OF	Left hamstring strain	10-day	April 17	May 14	23
Sean Newcomb	LHP	--	10-day	April 17	April 30	11
Guillermo Heredia	OF	Right hamstring inflammation	10-day	May 1 (retro to April 30)	May 15	12
Grant Dayton	LHP	Left thigh inflammation	10-day	May 12 (retro to May 9)	May 19	9
Cristian Pache	OF	Right hamstring inflammation	10-day	May 14	June 2	15
Max Fried	LHP	Blister on his left index finger	10-day	June 22 (retro to June 19)	June 30	11
Touki Toussaint	RHP	Right shoulder strain	60-day	March 26	July 16	89
Alex Jackson	C	Strained left hamstring	60-day	May 2	July 21	66
Ender Inciarte	OF	--	--	July 19	July 24	4
Travis d'Arnaud	C	Left thumb sprain	60-day	May 2	August 11	86
Huascar Ynoa	RHP	Right hand fracture	60-day	May 17	August 17	81
Ian Anderson	RHP	Right shoulder inflammation	10-day	July 16 (retro to July 13)	August 29	39
Chris Martin	RHP	Right elbow inflammation	10-day	September 2	September 16	12

Minor League Report			
 [AAA] Gwinnett Stripers (68-51) Triple-A East	 [AA] Mississippi Braves (67-44) Double-A South	 [A+] Rome Braves (56-60) High-A East	 [A] Augusta GreenJackets (54-66) Low-A East
Last Game Recap • OFF	Last Game Recap • OFF	Last Game Recap • OFF	Last Game Recap • OFF

2021 Schedule and Results

		H/R	Time/					GA		H/R	Time/							GA			
Date	Opp.	D/N	Result	Winner-Loser-Save	Att.	W-L	Pos.	GB		Date	Opp.	D/N	Result	Winner-Loser-Save	Att.	W-L	Pos.	GB			
4/1	at PHI	R-D	L, 3-2 (10)	Brogdon-Jones-None	8,529	0-1	T-4th	- 1.0		7/12	OPEN DATE										
4/2	OPEN DATE									7/13	MLB All-Star Game										
4/3	at PHI	R-D	L, 4-0	Wheeler-Morton-None	8,582	0-2	5th	-2.0		7/14	OPEN DATE										
4/4	at PHI	R-D	L, 2-1	Alvarado-Martin-Neris	10,773	0-3	5th	-3.0		7/15	OPEN DATE										
4/5	at WSH	R-D	PPD				5th	-3.5		7/16	vs. TB	H-N	L, 7-6 (10)	Wisler-Chavez-Fairbanks	40,485	44-46	3rd	-4.0			
4/6	at WSH	R-D	L, 6-5	Hudson-Smith-None	4,801	0-4	5th	-2.5		7/17	vs. TB	H-N	W, 9-0	Fried-Fleming-None	40,868	45-46	3rd	-3.0			
4/7	at WSH	R-D	(1) W, 7-6 (2) W, 2-0	Tomlin-Fedde-Smith Jackson-Rainey-Newcomb	4,927 4,927	1-4 2-4	2nd 2nd	-2.5 -3.0		7/18	vs. TB	H-D	L, 7-5	Springs-Minter-Fairbanks	34,544	45-47	3rd	-4.0			
4/8	OPEN DATE						3rd	-3.0		7/19	vs. SD	H-N	W, 2-1	Toussaint-Darvish-Smith	36,621	46-47	3rd	-3.5			
4/9	vs. PHI	H-N	W, 8-1	Morton-Wheeler-None	14,342	3-4	3rd	-2.0		7/20	vs. SD	H-N	PPD								
4/10	vs. PHI	H-N	W, 5-4	Newcomb-Bradley-Smith	14,394	4-4	2nd	-1.0		7/21	vs. SD	H-D	L, 3-2 H-N SPD*	Paddack-Muller-Melancon	28,621	46-48	3rd	-4.5			
4/11	vs. PHI	H-N	L, 7-6	Alvarado-Smith-Neris	14,221	4-5	T-2nd	-2.0		7/22	at PHI	R-N	W, 7-2	Morton-Moore-None	22,645	47-48	T-2nd	-4.0			
4/12	vs. MIA	H-N	L, 5-3 (10)	García-Webb-None	11,830	4-6	T-2nd	-2.5		7/23	at PHI	R-N	L, 5-1	Wheeler-Fried-None	23,546	47-49	3rd	-5.0			
4/13	vs. MIA	H-N	L, 14-8	Curtiss-Fried-None	12,036	4-7	4th	-2.0		7/24	at PHI	R-N	W, 15-3	Tomlin-Velasquez-None	24,479	48-49	T-2nd	-4.0			
4/14	vs. MIA	H-N	L, 6-5 (10)	Curtiss-Matzek-García	12,480	4-8	4th	-3.0		7/25	at PHI	R-D	L, 2-1	Nola-Toussaint-Suarez	19,370	48-50	3rd	-5.0			
4/15	vs. MIA	H-D	W, 7-6	Minter-Floro-None	11,739	5-8	4th	-2.5		7/26	at NYM	R-N	(1) W, 2-0 R-N (2) L, 1-0	Muller-Stroman-Smith May-Jackson-Díaz	24,384 24,384	49-50 49-51	3rd 3rd	-4.0 -5.0			
4/16	at CHC	R-D	W, 5-2	Tomlin-Davies-Smith	10,343	6-8	4th	-2.0		7/27	at NYM	R-N	W, 12-5	Morton-Eickhoff-None	24,000	50-51	3rd	-4.0			
4/17	at CHC	R-D	L, 13-4	Williams-Ynoa-None	10,343	6-9	5th	-2.5		7/28	at NYM	R-N	L, 2-1	May-Fried-Díaz	25,787	50-52	3rd	-5.0			
4/18	at CHC	R-N	W, 13-4	Wilson-Hendricks-None	10,343	7-9	4th	-2.5		7/29	at NYM	R-D	W, 6-3	Chavez-Walker-Smith	26,080	51-52	3rd	-4.0			
4/19	OPEN DATE						4th	-2.5		7/30	vs. MIL	H-N	L, 9-5	Boxberger-Toussaint-None	38,680	51-53	3rd	-4.0			
4/20	at NYY	R-N	L, 3-1	Loaisiga-Matzek-Chapman	10,017	7-10	T-4th	-2.5		7/31	vs. MIL	H-N	W, 8-1	Chavez-Woodruff-None	39,088	52-53	2nd	-4.0			
4/21	at NYY	R-N	W, 4-1	Anderson-Kluber-None	9,634	8-10	T-3rd	-1.0		JULY TOTALS									405,898 (36,900 average in 11 dates)	14-12	
4/22	OPEN DATE						T-3rd	-1.0		8/1	vs. MIL	H-D	L, 2-1	Anderson-Morton-Hader	33,469	52-54	3rd	-3.5			
4/23	vs. ARI	H-N	W, 5-4	Ynoa-Weaver-Smith	19,258	9-10	T-2nd	-1.0		8/2	OPEN DATE										
4/24	vs. ARI	H-N	PPD							8/3	at STL	R-N	W, 6-1	Fried-Lester-None	31,509	53-54	3rd	-2.5			
4/25	vs. ARI	H-D	L, 5-0	Gallen-Wilson-None	—	9-11	3rd	-1.5		8/4	at STL	R-N	W, 7-4	Martin-Gallegos-Smith	32,205	54-54	3rd	-2.5			
		H-D	L, 7-0	Bumgarner-Smyly-None	20,693	9-12	T-3rd	-2.0		8/5	at STL	R-N	W, 8-4	Santana-Gallegos-None	30,549	55-54	3rd	-1.5			
4/26	vs. CHC	H-N	W, 8-7	Morton-Workman-Smith	17,956	10-12	T-3rd	-1.5		8/6	vs. WSH	H-N	W, 8-4	Santana-Fedde-None	34,454	56-54	3rd	-1.0			
4/27	vs. CHC	H-N	W, 5-0	Anderson-Williams-None	17,603	11-12	2nd	-0.5		8/7	vs. WSH	H-N	L, 3-2	Machado-Smith-Finnegan	38,300	56-55	3rd	-2.0			
4/28	vs. CHC	H-N	W, 10-0	Ynoa-Hendricks-None	18,709	12-12	T-1st	--		8/8	vs. WSH	H-D	W, 5-4	Fried-Corbin-Martin	29,101	57-55	2nd	-2.0			
4/29	vs. CHC	H-N	L, 9-3	Alzola-Wilson-None	19,661	12-13	T-1st	--		8/9	OPEN DATE										
4/30	at TOR	R-N	L, 15-3	Ray-Smyly-None	1,629	12-14	T-2nd	-1.0		8/10	vs. CIN	H-N	W, 3-2	Smyly-Hembree-Smith	24,432	58-55	2nd	-1.0			
APRIL TOTALS				204,922 (15,768 average in 13 dates)	12-14					8/11	vs. CIN	H-N	W, 8-6 (11)	Santana-Sims-None	23,375	59-55	T-1st	--			
5/1	at TOR	R-N	L, 6-5 (10)	Romano-Jones-None	1,634	12-15	4th	-1.0		8/12	vs. CIN	H-N	L, 12-3	Gutierrez-Muller-None	23,395	59-56	2nd	-0.5			
5/2	at TOR	R-D	L, 7-2	Borucki-Anderson-Dolis	1,554	12-16	4th	-2.0		8/13	at WSH	R-N	W, 4-2	Morton-Gray-Smith	24,812	60-56	T-1st	--			
5/3	OPEN DATE						4th	-2.0		8/14	at WSH	R-N	W, 12-2	Fried-Corbin-None	27,959	61-56	T-1st	--			
5/4	at WSH	R-N	W, 6-1	Ynoa-Ross-None	8,156	13-16	4th	-1.5		8/15	at WSH	R-D	W, 6-5	Chavez-Espino-Smith	27,488	62-56	1st	+1.0			
5/5	at WSH	R-N	W, 5-3	Fried-Fedde-Smith	8,400	14-16	T-3rd	-1.5		8/16	at MIA	R-N	W, 12-2	Toussaint-Garrett-None	6,442	63-56	1st	+1.5			
5/6	at WSH	R-D	W, 3-2	Smyly-Lester-Smith	8,561	15-16	3rd	-1.5		8/17	at MIA	R-N	W, 2-0	Martin-Alcantara-Smith	6,079	64-56	1st	+2.5			
5/7	vs. PHI	H-N	L, 12-2	Effin-Morton-None	38,952	15-17	T-4th	-2.5		8/18	at MIA	R-N	W, 11-9	Morton-Luzardo-None	6,871	65-56	1st	+3.5			
5/8	vs. PHI	H-N	W, 8-7 (12)	Webb-De Los Santons-None	39,852	16-17	3rd	-1.5		8/19	OPEN DATE							+4.0			
5/9	vs. PHI	H-N	W, 6-1	Ynoa-Nola-None	28,829	17-17	3rd	-1.5		8/20	at BAL	R-N	W, 3-0	FRIED-Akin-None	13,583	66-56	1st	+4.0			
5/10	OPEN DATE						3rd	-1.5		8/21	at BAL	R-N	W, 5-4	Smyly-Harvey-Smith	15,774	67-56	1st	+5.0			
5/11	vs. TOR	H-N	L, 5-3	Thornton-Minter-Romano	21,688	17-18	3rd	-2.5		8/22	at BAL	R-D	W, 3-1	Toussaint-Means-Smith	11,180	68-56	1st	+5.0			
5/12	vs. TOR	H-N	L, 4-1	Ryu-Jackson-Cole	21,171	17-19	3rd	-3.5		8/23	vs. NYY	H-N	L, 5-1	Montgomery-Ynoa-None	39,176	68-57	1st	+4.5			
5/13	vs. TOR	H-D	L, 8-4	Bergen-Smith-None	21,653	17-20	T-3rd	-4.0		8/24	vs. NYY	H-N	L, 5-4	Holmes-Morton-Peralta	37,426	68-58	1st	+4.5			
5/14	at MIL	R-N	W, 6-3	Smyly-Houser-None	12,130	18-20	3rd	-3.0		8/25	OPEN DATE							+5.0			
5/15	at MIL	R-N	W, 5-1	Anderson-Anderson-None	16,344	19-20	3rd	-2.0		8/26	OPEN DATE							+5.5			
5/16	at MIL	R-D	L, 10-9	Peralta-Ynoa-Hader	16,044	19-21	3rd	-2.0		8/27	vs. SF	H-N	W, 6-5	Minter-Watson-Smith	35,586	69-58	1st	+5.5			
5/17	vs. NYM	H-N	L, 3-1	Reid/Foley-Fried-Díaz	22,691	19-22	3rd	-3.0		8/28	vs. SF	H-N	L, 5-0	Webb-Ynoa-None	39,558	69-59	1st	+4.5			
5/18	vs. NYM	H-N	L, 4-3	Familia-Smith-Díaz	21,667	19-23	3rd	-4.0		8/29	vs. SF	H-N	W, 9-0	Anderson-DeSclafani-None	28,820	70-59	1st	+4.5			
5/19	vs. NYM	H-N	W, 5-4	Smith-Barnes-None	22,619	20-23	3rd	-3.0		8/30	at LAD	R-N	L, 5-3	Urias-Smyly-Treinen	49,410	70-60	1st	+3.5			
5/20	vs. PIT	H-N	L, 6-4 (10)	Rodríguez-Webb-None	21,430	20-24	4th	-3.5		8/31	at LAD	R-N	L, 3-2	Treinen-Matzek-Jansen	44,952	70-61	1st	+2.5			
5/21	vs. PIT	H-N	W, 20-1	Anderson-Anderson-None	37,545	21-24	3rd	-3.5		AUGUST TOTALS									387,092 (35,190 average in 12 dates)	18-8	
5/22	vs. PIT	H-D	W, 6-1	Wilson-Keller-None	40,068	22-24	3rd	-2.5		9/1	at LAD	R-N	L, 4								

	Braves vs. Opponent																
Braves 2021 Batting vs. Arizona																	
Player	G	AB	R	H	2B	3B	HR	RBI	BB	SB	SO	AVG	OBP	SLG			
Eddie Rosario	1	4	2	2	0	0	1	1	1	0	0	.500	.600	1.250			
William Contreras	1	4	1	2	1	0	0	0	1	0	1	.500	.600	.750			
Austin Riley	4	11	2	4	3	0	1	5	2	0	5	.364	.462	.909			
Adam Duvall	7	27	4	9	0	0	3	8	1	1	5	.333	.357	.667			
Ozzie Albies	4	14	4	4	2	0	1	2	0	0	3	.286	.286	.643			
Freddie Freeman	4	15	2	4	1	0	0	2	0	0	5	.267	.267	.333			
Guillermo Heredia	4	10	1	2	1	0	0	0	0	0	2	.200	.200	.300			
Jorge Soler	1	6	1	1	1	0	0	1	0	0	0	.167	.167	.333			
Dansby Swanson	4	13	1	1	0	1	0	1	0	0	4	.077	.077	.231			
Joc Pederson	1	1	0	0	0	0	0	0	0	0	1	.000	.000	.000			
Ehire Adrianza	3	3	0	0	0	0	0	0	0	0	0	.000	.000	.000			
Travis d'Arnaud	1	2	0	0	0	0	0	0	0	0	0	.000	.000	.000			
Max Fried	1	0	0	0	0	0	0	0	1	0	0	-	1.000	-			
Braves 2021 Pitching vs. Arizona																	
Player	W	L	Sv	BS	G	GS	QS	IP	H	R	ER	HR	BB	SO	ERA	FIP	WHIP
Sean Newcomb	0	0	0	0	1	0	0	1.0	0	0	0	0	2	0	0.00	9.19	2.00
Chris Martin	0	0	0	0	1	0	0	1.0	0	0	0	0	0	1	0.00	1.19	0.00
Edgar Santana	0	0	0	0	1	0	0	1.0	1	0	0	0	0	0	0.00	3.19	1.00
Will Smith	0	0	1	0	1	0	0	1.0	0	0	0	0	0	1	0.00	1.19	0.00
Jacob Webb	1	0	0	0	2	0	0	2.0	0	0	0	0	0	4	0.00	-0.81	0.00
Huascar Ynoa	1	0	0	0	2	2	1	10.0	7	5	5	1	3	7	4.50	3.99	1.00
Tyler Matzek	0	0	0	0	1	0	0	1.1	1	1	1	0	1	1	6.75	3.94	1.50
Richard Rodriguez	0	0	0	0	1	0	0	1.0	2	1	1	1	0	1	9.00	14.19	2.00
Drew Smyly	0	1	0	0	1	1	0	4.0	6	6	5	3	2	4	11.25	12.44	2.00
Luke Jackson	0	0	0	0	1	0	0	0.2	2	1	1	0	1	0	13.50	7.69	4.50
Braves Career Batting vs. Arizona																	
Player	G	AB	R	H	2B	3B	HR	RBI	BB	SB	SO	AVG	OBP	SLG			
Jesse Chavez	11	2	0	1	0	0	0	0	0	0	1	.500	.500	.500			
William Contreras	1	4	1	2	1	0	0	0	1	0	1	.500	.600	.750			
Eddie Rosario	4	17	5	8	2	0	2	5	2	0	1	.471	.526	.941			
Austin Riley	4	11	2	4	3	0	1	5	2	0	5	.364	.462	.909			
Freddie Freeman	57	229	46	79	19	2	14	46	21	3	53	.345	.404	.629			
Max Fried	3	3	1	1	0	0	0	0	1	0	1	.333	.500	.333			
Adam Duvall	23	91	10	24	6	0	5	20	4	1	23	.264	.302	.495			
Jorge Soler	12	39	6	10	5	0	1	6	1	0	6	.256	.286	.462			
Dansby Swanson	27	89	11	22	4	3	0	3	8	3	16	.247	.306	.360			
Joc Pederson	86	253	42	59	11	1	16	36	36	1	71	.233	.341	.474			
Guillermo Heredia	6	14	1	3	2	0	0	0	0	0	4	.214	.214	.357			
Travis d'Arnaud	10	29	5	6	1	0	0	0	3	0	4	.207	.303	.241			
Ozzie Albies	18	74	9	13	4	0	2	7	2	0	20	.176	.197	.311			
Ehire Adrianza	21	36	4	5	5	0	0	1	1	0	6	.139	.184	.278			
Braves Career Pitching vs. Arizona																	
Player	W	L	Sv	BS	G	GS	QS	IP	H	R	ER	HR	BB	SO	ERA	FIP	WHIP
Jacob Webb	1	0	0	0	6	0	0	4.1	2	0	0	0	1	7	0.00	0.67	0.69
Will Smith	2	0	6	1	24	0	0	22.0	11	6	4	3	5	41	1.64	1.90	0.73
Sean Newcomb	0	1	0	0	5	1	0	9.1	9	3	3	1	5	5	2.89	5.11	1.50
Touki Toussaint	0	0	0	0	1	1	0	5.2	2	2	2	0	5	5	3.18	4.04	1.24
Richard Rodriguez	0	0	0	0	5	0	0	8.0	7	3	3	3	0	9	3.38	5.81	0.88
Chris Martin	0	0	0	0	5	0	0	5.0	2	2	2	1	1	5	3.60	4.36	0.60
Edgar Santana	0	0	0	1	5	0	0	5.0	6	3	2	1	0	4	3.60	4.17	1.20
Charlie Morton	5	1	0	0	10	10	6	56.1	52	23	23	4	25	56	3.67	3.65	1.37
Max Fried	1	0	0	0	2	2	1	11.0	16	5	5	1	2	10	4.09	3.40	1.64
Luke Jackson	0	0	2	3	14	0	0	12.1	16	6	6	2	6	12	4.38	4.80	1.78
Tyler Matzek	2	2	0	0	5	4	1	20.1	16	10	10	2	18	12	4.43	6.04	1.67
Huascar Ynoa	1	0	0	0	2	2	1	10.0	7	5	5	1	3	7	4.50	3.99	1.00
Jesse Chavez	0	1	0	2	14	2	0	19.0	30	20	18	6	4	21	8.53	5.82	1.79
A.J. Minter	0	2	1	0	6	0	0	4.2	9	5	5	1	3	2	9.64	7.05	2.57
Drew Smyly	0	1	0	0	1	1	0	4.0	6	6	5	3	2	4	11.25	12.44	2.00
Braves Career Batting at Chase Field																	
Player	G	AB	R	H	2B	3B	HR	RBI	BB	SB	SO	AVG	OBP	SLG			
Guillermo Heredia	1	1	0	1	0	0	0	0	0	0	0	1.000	1.000	1.000			
Austin Riley	1	5	1	3	3	0	0	3	0	0	1	.600	.600	1.200			
Jesse Chavez	4	2	0	1	0	0	0	0	0	0	1	.500	.500	.500			
Eddie Rosario	1	4	2	2	0	0	1	1	1	0	0	.500	.600	1.250			
William Contreras	1	4	1	2	1	0	0	0	1	0	1	.500	.600	.750			
Freddie Freeman	30	126	27	48	13	1	8	28	12	2	27	.381	.440	.690			
Travis d'Arnaud	4	13	4	4	0	0	0	0	2	0	2	.308	.438	.308			
Jorge Soler	8	31	5	9	4	0	1	5	0	0	5	.290	.281	.516			
Adam Duvall	14	55	6	15	4	0	3	12	2	1	15	.273	.310	.509			
Dansby Swanson	15	57	8	14	2	2	0	1	2	3	11	.246	.267	.351			
Joc Pederson	43	140	24	32	8	1	7	14	17	1	46	.229	.314	.450			
Ozzie Albies	9	38	4	8	3	0	0	4	2	0	9	.211	.250	.289			
Ehire Adrianza	9	19	2	3	3	0	0	1	1	0	4	.158	.238	.316			
Max Fried	2	2	0	0	0	0	0	0	1	0	1	.000	.333	.000			
Braves Career Pitching at Chase Field																	
Player	W	L	Sv	BS	G	GS	QS	IP	H	R	ER	HR	BB	SO	ERA	FIP	WHIP
Sean Newcomb	0	0	0	0	4	0	0	3.2	5	0	0	0	2	3	0.00	3.21	1.91
Chris Martin	0	0	0	0	3	0	0	3.0	1	0	0	0	0	3	0.00	1.18	0.33
Grant Dayton	0	0	0	0	1	0	0	0.1	0	0	0	0	0	1	0.00	-2.85	0.00
Jacob Webb	1	0	0	0	3	0	0	2.2	1	0	0	0	1	4	0.00	1.33	0.75
Jesse Chavez	0	0	0	0	4	1	0	8.1	9	3	1	1	1	8	1.08	3.13	1.20
Mike Soroka	0	0	0	0	1	1	1	6.0	4	1	1	0	3	4	1.50	4.38	1.17
Will Smith	1	0	5	1	13	0	0	10.2	5	3	3	3	0	22	2.53	2.71	0.47
Tyler Matzek	2	1	0	0	3	3	1	17.0	12	5	5	1	11	9	2.65	4.96	1.35
Touki Toussaint	0	0	0	0	1	1	0	5.2	2	2	2	0	5	5	3.18	4.04	1.24
Charlie Morton	2	1	0	0	5	5	2	26.0	27	15	15	3	11	21	5.19	4.60	1.46
Max Fried	1	0	0	0	1	1	0	5.0	9	3	3	1	1	7	5.40	3.61	2.00
Edgar Santana	0	0	0	1	3	0	0	3.0	3	2	2	1	0	3	6.00	5.50	1.00
Luke Jackson	0	0	2	2	8	0	0	7.1	11	5	5	2	3	7	6.14	6.05	1.91
Huascar Ynoa	0	0	0	0	1	1	0	4.0	5	3	3	0	2	2	6.75	3.69	1.75
Richard Rodriguez	0	0	0	0	2	0	0	2.0	3	2	2	2	0	3	9.00	13.20	1.50
A.J. Minter	0	1	1	0	2	0	0	1.0	4	2	2	0	2	0	18.00	9.18	6.00

Braves Batters vs. Arizona

VS. BRETT DE GEUS

Career	BA	OBP	SLG	AB	H	DO	TR	HR	BB	SO
Eddie Rosario	1.000	1.000	4.000	1	1	0	0	1	0	0
Guillermo Heredia	1.000	1.000	1.000	1	1	0	0	0	0	0
William Contreras	1.000	1.000	1.000	1	1	0	0	0	0	0
Jorge Soler	.000	.667	.000	1	0	0	0	0	1	0
Freddie Freeman	.000	.000	.000	1	0	0	0	0	0	1
Adam Duvall	.000	.000	.000	1	0	0	0	0	0	0
Ozzie Albies	.000	.000	.000	1	0	0	0	0	0	0
Dansby Swanson	.000	.000	.000	1	0	0	0	0	0	1
Austin Riley	.000	.000	.000	1	0	0	0	0	0	0

VS. CALEB SMITH

Career	BA	OBP	SLG	AB	H	DO	TR	HR	BB	SO
Jorge Soler	.500	.667	.500	2	1	0	0	0	1	0
Eddie Rosario	.500	.500	1.000	2	1	1	0	0	0	0
Dansby Swanson	.500	.500	2.000	2	1	0	0	1	0	1
Austin Riley	.500	.500	2.000	2	1	0	0	1	0	1
Ozzie Albies	.400	.400	.733	15	6	2	0	1	0	3
Freddie Freeman	.333	.333	.533	15	5	0	0	1	0	2
Ronald Acuna Jr.	.308	.400	1.000	13	4	0	0	3	2	2
Guillermo Heredia	.250	.400	.500	4	1	1	0	0	1	1
Adam Duvall	.125	.125	.125	8	1	0	0	0	0	2
Travis d'Arnaud	.000	.200	.000	4	0	0	0	0	1	3
Charlie Morton	.000	.000	.000	2	0	0	0	0	0	2
Ehire Adrianza	.000	.500	.000	1	0	0	0	0	1	0
Max Fried	.000	.000	.000	2	0	0	0	0	0	0
Sean Newcomb	.000	.000	.000	2	0	0	0	0	0	2

VS. HUMBERTO MEJIA

Career	BA	OBP	SLG	AB	H	DO	TR	HR	BB	SO
Austin Riley	1.000	1.000	2.000	3	3	3	0	0	0	0
Freddie Freeman	.667	.667	1.000	3	2	1	0	0	0	0
Ozzie Albies	.667	.667	1.000	3	2	1	0	0	0	1
Jorge Soler	.333	.333	.667	3	1	1	0	0	0	0
Adam Duvall	.000	.000	.000	2	0	0	0	0	0	2
Eddie Rosario	.000	.500	.000	1	0	0	0	0	1	0
Dansby Swanson	.000	.000	.000	2	0	0	0	0	0	1
William Contreras	.000	.500	.000	1	0	0	0	0	1	0
Huascar Ynoa	.000	.000	.000	2	0	0	0	0	0	0

VS. J.B. WENDELKEN

Career	BA	OBP	SLG	AB	H	DO	TR	HR	BB	SO
Ehire Adrianza	1.000	1.000	1.000	1	1	0	0	0	0	0
Jorge Soler	.000	.000	.000	1	0	0	0	0	0	1
Travis d'Arnaud	.000	.000	.000	1	0	0	0	0	0	0
Guillermo Heredia	.000	1.000	---	0	0	0	0	0	1	0

VS. JOE MANTIPLY

Career	BA	OBP	SLG	AB	H	DO	TR	HR	BB	SO
Eddie Rosario	1.000	1.000	1.000	1	1	0	0	0	0	0

VS. LUKE WEAVER

Career	BA	OBP	SLG	AB	H	DO	TR	HR	BB	SO
Huascar Ynoa	1.000	1.000	1.500	2	2	1	0	0	0	0
Austin Riley	.500	.667	2.000	2	1	0	0	1	1	1
Max Fried	.500	.500	.500	2	1	0	0	0	0	1
Ronald Acuna Jr.	.364	.364	.818	11	4	2	0	1	0	3
Ozzie Albies	.333	.333	.583	12	4	3	0	0	0	5
Guillermo Heredia	.333	.333	.667	3	1	1	0	0	0	0
Dansby Swanson	.300	.364	.500	10	3	0	1	0	1	4
Adam Duvall	.222	.222	.889	9	2	0	0	2	0	1
Freddie Freeman	.200	.273	.200	10	2	0	0	0	1	1
Stephen Vogt	.125	.125	.125	8	1	0	0	0	0	4
Joc Pederson	.000	.333	.000	6	0	0	0	0	2	1
Marcell Ozuna	.000	.500	.000	2	0	0	0	0	2	1
Mike Soroka	.000	.000	.000	3	0	0	0	0	0	2

VS. MADISON BUMGARNER

Career	BA	OBP	SLG	AB	H	DO	TR	HR	BB	SO
Ozzie Albies	.500	.600	.500	4	2	0	0	0	1	0
Marcell Ozuna	.238	.238	.381	21	5	0	0	1	0	5
Joc Pederson	.222	.222	.667	9	2	1	0	1	0	4
Freddie Freeman	.206	.250	.441	34	7	2	0	2	2	9
Austin Riley	.200	.200	.200	5	1	0	0	0	0	3
Adam Duvall	.125	.125	.125	8	1	0	0	0	0	1
Travis d'Arnaud	.000	.250	.000	6	0	0	0	0	2	3
Ronald Acuna Jr.	.000	.000	.000	6	0	0	0	0	0	1
Dansby Swanson	.000	.000	.000	5	0	0	0	0	0	1
Jorge Soler	.000	.250	.000	3	0	0	0	0	1	1
Charlie Morton	.000	.000	.000	3	0	0	0	0	0	1
Guillermo Heredia	.000	.000	.000	2	0	0	0	0	0	0
Ehire Adrianza	.000	.000	.000	1	0	0	0	0	0	0
Drew Smyly	.000	.000	.000	1	0	0	0	0	0	1

VS. MERRILL KELLY

Career	BA	OBP	SLG	AB	H	DO	TR	HR	BB	SO
Ronald Acuna Jr.	.500	.500	.500	4	2	0	0	0	0	0
Joc Pederson	.375	.444	.500	8	3	1	0	0	1	0
Freddie Freeman	.333	.333	.333	3	1	0	0	0	0	2
Adam Duvall	.333	.333	.333	3	1	0	0	0	0	0
Stephen Vogt	.000	.000	.000	3	0	0	0	0	0	1
Ozzie Albies	.000	.000	.000	3	0	0	0	0	0	1
Dansby Swanson	.000	.000	.000	3	0	0	0	0	0	0

VS. NOE RAMIREZ

Career	BA	OBP	SLG	AB	H	DO	TR	HR	BB	SO
Guillermo Heredia	.333	.500	1.333	3	1	0	0	1	0	1
Eddie Rosario	.333	.333	.333	3	1	0	0	0	0	0
Jorge Soler	.000	.000	.000	3	0	0	0	0	0	1
Ehire Adrianza	.000	.000	.000	1	0	0	0	0	0	0
Travis d'Arnaud	.000	.000	.000	1	0	0	0	0	0	1
Joc Pederson	.000	.000	.000	1	0	0	0	0	0	0
Marcell Ozuna	.000	.000	.000	1	0	0	0	0	0	0

VS. SEAN POPPEN

Career	BA	OBP	SLG	AB	H	DO	TR	HR	BB	SO
William Contreras	1.000	1.000	2.000	1	1	1	0	0	0	0
Jorge Soler	.250	.250	.250	4	1	0	0	0	0	1
Joc Pederson	.000	.000	.000	1	0	0	0	0	0	1
Adam Duvall	.000	.000	.000	1	0	0	0	0	0	1
Eddie Rosario	.000	.000	.000	1	0	0	0	0	0	0
Dansby Swanson	.000	.000	.000	1	0	0	0	0	0	0
Austin Riley	.000	.000	.000	1	0	0	0	0	0	1

VS. TAYLOR WIDENER

Career	BA	OBP	SLG	AB	H	DO	TR	HR	BB	SO
Freddie Freeman	1.000	1.000	1.000	1	1	0	0	0	0	0
Adam Duvall	1.000	1.000	4.000	1	1	0	0	1	0	0
Eddie Rosario	1.000	1.000	1.000	1	1	0	0	0	0	0
Jorge Soler	.000	.000	.000	1	0	0	0	0	0	0
Joc Pederson	.000	.000	.000	1	0	0	0	0	0	1
Max Fried	.000	1.000	---	0	0	0	0	0	1	0
Ozzie Albies	.000	.000	.000	1	0	0	0	0	0	1
Dansby Swanson	.000	.000	.000	1	0	0	0	0	0	0
William Contreras	.000	.000	.000	1	0	0	0	0	0	1

VS. TYLER CLIPPARD

Career	BA	OBP	SLG	AB	H	DO	TR	HR	BB	SO
Eddie Rosario	.400	.400	1.400	5	2	0	1	1	0	2
Adam Duvall	.333	.333	.333	3	1	0	0	0	0	1
Freddie Freeman	.313	.389	.563	16	5	1	0	1	2	5
Jorge Soler	.250	.250	.750	8	2	1	0	1	0	2
Travis d'Arnaud	.250	.250	.750	4	1	0	1	0	0	0
Marcell Ozuna	.000	.000	.000	6	0	0	0	0	0	3
Ehire Adrianza	.000	.000	.000	2	0	0	0	0	0	1
Joc Pederson	.000	.000	.000	2	0	0	0	0	0	2
Dansby Swanson	.000	.000	.000	1	0	0	0	0	0	0
Ronald Acuna Jr.	.000	.000	.000	1	0	0	0	0	0	1

VS. ZAC GALLEN

Career	BA	OBP	SLG	AB	H	DO	TR	HR	BB	SO
Freddie Freeman	.333	.333	.333	3	1	0	0	0	0	1
Eddie Rosario	.333	.333	.333	3	1	0	0	0	0	0
Joc Pederson	.091	.167	.091	11	1	0	0	0	1	6
Marcell Ozuna	.000	.000	.000	6	0	0	0	0	0	2
Ozzie Albies	.000	.000	.000	3	0	0	0	0	0	0
Guillermo Heredia	.000	.000	.000	3	0	0	0	0	0	1
Ronald Acuna Jr.	.000	.667	.000	1	0	0	0	0	1	0
Dansby Swanson	.000	.000	.000	2	0	0	0	0	0	0
Austin Riley	.000	.500	.000	1	0	0	0	0	1	0
Ehire Adrianza	.000	.000	.000	1	0	0	0	0	0	0

Alphabetized by pitcher first name

Stats include all career at-bats between the players, including postseason play

Braves Pitchers vs. Arizona

VS. A.J. MINTER

Career	BA	OBP	SLG	AB	H	DO	TR	HR	BB	SO
Christian Walker	1.000	1.000	2.500	2	2	0	0	1	0	0
Carson Kelly	1.000	1.000	1.500	2	2	1	0	0	0	0
Ketel Marte	.500	.500	.500	4	2	0	0	0	0	0
Nick Ahmed	.333	.500	.333	3	1	0	0	0	1	1
David Peralta	.000	.000	.000	2	0	0	0	0	0	1

VS. CHARLIE MORTON

Career	BA	OBP	SLG	AB	H	DO	TR	HR	BB	SO
David Peralta	.667	.667	1.000	9	6	0	0	1	2	0
Madison Bumgarner	.500	.500	.500	2	1	0	0	0	0	0
Nick Ahmed	.333	.333	.500	6	2	1	0	0	0	0
Ketel Marte	.286	.444	.714	7	2	0	0	1	2	3
Kole Calhoun	.063	.118	.250	16	1	0	0	1	0	7
Caleb Smith	.000	.000	.000	2	0	0	0	0	0	1

VS. CHRIS MARTIN

Career	BA	OBP	SLG	AB	H	DO	TR	HR	BB	SO
Kole Calhoun	.500	.500	.500	2	1	0	0	0	0	0
David Peralta	.000	.000	.000	3	0	0	0	0	0	0
Ketel Marte	.000	.000	.000	1	0	0	0	0	0	1
Carson Kelly	.000	.000	.000	1	0	0	0	0	0	1
Ildemaro Vargas	.000	.000	.000	1	0	0	0	0	0	0
Pavin Smith	.000	.000	.000	1	0	0	0	0	0	0

VS. DREW SMYLY

Career	BA	OBP	SLG	AB	H	DO	TR	HR	BB	SO
Pavin Smith	.667	.667	1.667	3	2	0	0	1	0	1
David Peralta	.500	.500	2.000	2	1	0	0	1	0	0
Josh Rojas	.500	.500	1.000	2	1	1	0	0	0	1
Ketel Marte	.333	.333	.333	6	2	0	0	0	0	1
Kole Calhoun	.286	.375	.429	7	2	1	0	0	1	3
Madison Bumgarner	.000	.667	.000	1	0	0	0	0	2	0
Carson Kelly	.000	.333	.000	2	0	0	0	0	1	0
Nick Ahmed	.000	.000	.000	2	0	0	0	0	0	0

VS. EDGAR SANTANA

Career	BA	OBP	SLG	AB	H	DO	TR	HR	BB	SO
Ildemaro Vargas	1.000	1.000	1.000	1	1	0	0	0	0	0
David Peralta	.000	.000	.000	4	0	0	0	0	0	1
Nick Ahmed	.000	.000	.000	1	0	0	0	0	0	0
Ketel Marte	.000	.000	.000	1	0	0	0	0	0	0
Carson Kelly	.000	.000	.000	1	0	0	0	0	0	0
Josh VanMeter	.000	.000	.000	1	0	0	0	0	0	0
Henry Ramos	.000	.000	.000	1	0	0	0	0	0	0
Josh Rojas	.000	.000	.000	1	0	0	0	0	0	0

VS. HUASCAR YNOA

Career	BA	OBP	SLG	AB	H	DO	TR	HR	BB	SO
Ketel Marte	1.000	1.000	2.000	2	2	2	0	0	0	0
Daulton Varsho	.500	.500	1.500	2	1	0	1	0	0	0
Carson Kelly	.250	.250	1.000	4	1	0	0	1	0	0
Josh Rojas	.250	.250	.250	4	1	0	0	0	0	1
Pavin Smith	.200	.200	.400	5	1	1	0	0	0	0
David Peralta	.000	.000	.000	4	0	0	0	0	0	0
Kole Calhoun	.000	.000	.000	3	0	0	0	0	0	1
Ildemaro Vargas	.000	1.000	---	0	0	0	0	0	2	0
Henry Ramos	.000	.000	.000	2	0	0	0	0	0	1
Luke Weaver	.000	.000	.000	2	0	0	0	0	0	1
Humberto Mejia	.000	.000	.000	2	0	0	0	0	0	1

VS. IAN ANDERSON

Career	BA	OBP	SLG	AB	H	DO	TR	HR	BB	SO
Ildemaro Vargas	.000	.000	.000	3	0	0	0	0	0	0

VS. JACOB WEBB

Career	BA	OBP	SLG	AB	H	DO	TR	HR	BB	SO
Nick Ahmed	1.000	1.000	1.000	1	1	0	0	0	0	0
Ketel Marte	.000	.000	.000	3	0	0	0	0	0	2
Ildemaro Vargas	.000	.000	.000	2	0	0	0	0	0	0
Carson Kelly	.000	.000	.000	1	0	0	0	0	0	0
David Peralta	.000	.000	.000	1	0	0	0	0	0	0
Josh Rojas	.000	.000	.000	1	0	0	0	0	0	1
Daulton Varsho	.000	.000	.000	1	0	0	0	0	0	0

VS. JESSE CHAVEZ

Career	BA	OBP	SLG	AB	H	DO	TR	HR	BB	SO
Christian Walker	1.000	1.000	1.000	1	1	0	0	0	1	0
Carson Kelly	1.000	1.000	1.000	2	2	0	0	0	0	0
David Peralta	.800	.800	1.600	5	4	1	0	1	0	1
Ketel Marte	.500	.667	.750	4	2	1	0	0	1	0
Kole Calhoun	.263	.300	.421	19	5	0	0	1	1	6
Nick Ahmed	.167	.167	.167	6	1	0	0	0	0	1

VS. LUKE JACKSON

Career	BA	OBP	SLG	AB	H	DO	TR	HR	BB	SO
Josh Rojas	1.000	1.000	2.000	1	1	1	0	0	0	0
David Peralta	.429	.429	.857	7	3	0	0	1	0	1
Nick Ahmed	.400	.500	.400	5	2	0	0	0	1	1
Christian Walker	.333	.500	.333	3	1	0	0	0	1	2
Kole Calhoun	.333	.333	.333	3	1	0	0	0	0	1
Carson Kelly	.333	.333	.333	3	1	0	0	0	0	1
Ketel Marte	.000	.000	.000	2	0	0	0	0	0	1
Ildemaro Vargas	.000	.000	.000	1	0	0	0	0	0	0

VS. MAX FRIED

Career	BA	OBP	SLG	AB	H	DO	TR	HR	BB	SO
Luke Weaver	1.000	1.000	1.000	1	1	0	0	0	0	0
Christian Walker	.400	.500	.400	5	2	0	0	0	1	1
David Peralta	.400	.500	.400	5	2	0	0	0	1	1
Nick Ahmed	.400	.400	.600	5	2	1	0	0	0	1
Carson Kelly	.400	.400	.600	5	2	1	0	0	0	1
Ketel Marte	.333	.333	.333	6	2	0	0	0	0	1
Caleb Smith	.333	.333	.333	3	1	0	0	0	0	2
Ildemaro Vargas	.000	.000	.000	3	0	0	0	0	0	1

VS. RICHARD RODRIGUEZ

Career	BA	OBP	SLG	AB	H	DO	TR	HR	BB	SO
Jake McCarthy	1.000	1.000	4.000	1	1	0	0	1	0	0
Ketel Marte	.500	.500	1.000	2	1	1	0	0	0	0
Carson Kelly	.500	.500	2.000	2	1	0	0	1	0	0
Ildemaro Vargas	.500	.500	1.000	2	1	1	0	0	0	0
David Peralta	.333	.333	.333	3	1	0	0	0	0	1
Nick Ahmed	.000	.000	.000	3	0	0	0	0	0	0
Josh VanMeter	.000	.000	.000	3	0	0	0	0	0	1
Christian Walker	.000	.000	.000	1	0	0	0	0	0	1
Josh Rojas	.000	.000	.000	1	0	0	0	0	0	0
Daulton Varsho	.000	.000	.000	1	0	0	0	0	0	1

VS. SEAN NEWCOMB

Career	BA	OBP	SLG	AB	H	DO	TR	HR	BB	SO
Caleb Smith	.500	.500	.500	2	1	0	0	0	0	0
David Peralta	.400	.571	.400	5	2	0	0	0	2	0
Ketel Marte	.400	.400	1.000	5	2	0	0	1	0	0
Nick Ahmed	.000	.000	.000	3	0	0	0	0	0	1
Christian Walker	.000	.000	.000	1	0	0	0	0	0	1
Carson Kelly	.000	.000	.000	1	0	0	0	0	0	0
Ildemaro Vargas	.000	.000	.000	1	0	0	0	0	0	0
Josh VanMeter	.000	.000	.000	1	0	0	0	0	0	1
Henry Ramos	.000	.000	.000	1	0	0	0	0	0	0
Pavin Smith	.000	1.000	---	0	0	0	0	0	1	0

VS. TOUKI TOUSSAINT

Career	BA	OBP	SLG	AB	H	DO	TR	HR	BB	SO
Nick Ahmed	.000	1.000	---	0	0	0	0	0	2	0

VS. TYLER MATZEK

Career	BA	OBP	SLG	AB	H	DO	TR	HR	BB	SO
Pavin Smith	1.000	1.000	2.000	1	1	1	0	0	0	0
Nick Ahmed	.500	.667	.500	2	1	0	0	0	1	1
David Peralta	.333	.429	.500	6	2	1	0	0	1	0
Kole Calhoun	.000	.000	.000	1	0	0	0	0	0	0

VS. WILL SMITH

Career	BA	OBP	SLG	AB	H	DO	TR	HR	BB	SO
Carson Kelly	.500	.500	1.250	4	2	0	0	1	0	0
Nick Ahmed	.333	.333	1.333	3	1	0	0	1	0	0
Ketel Marte	.200	.200	.200	5	1	0	0	0	0	4
David Peralta	.000	.000	.000	6	0	0	0	0	0	6
Madison Bumgarner	.000	1.000	---	0	0	0	0	0	1	0
Christian Walker	.000	.000	.000	1	0	0	0	0	0	0
Ildemaro Vargas	.000	.000	.000	1	0	0	0	0	0	0
Josh Rojas	.000	.000	.000	1	0	0	0	0	0	1