

BALTIMORE ORIOLES (9-12) at WASHINGTON NATIONALS (9-13)

RHP Dean Kremer (2-2, 6.41) vs. LHP Mitchell Parker (2-1, 1.85)

Tuesday, April 22, 2025 • 6:45 p.m. ET • Nationals Park • Washington, DC

TV: MASN2 • Radio: 98 Rock FM/HD2 97.9 & WBAL NewsRadio AM/FM

Game No. 22

Road Game No. 11

O'S AT A GLANCE	
Overall	9-12
Home	5-6
Road	4-6
Day	6-6
Night	3-6
Current Streak	1-1
Last 5 Games	3-2
Last 10 Games	4-6
March	3-2
April	6-10
May	-
June	-
July	-
August	-
September	-
vs. LHSP	1-5
vs. RHSP	8-7
Series Opener	4-3
Series Opener at Home	2-2
Series Opener on Road	2-1
By Series	1-4-2
By Home Series	1-2-1
By Road Series	0-2-1
Rubber Games	1-4
Sweeps/Were Swept	-
Scored First	7-5
Opponent Scored First	2-7
1-run games	1-2
Comeback Wins	4-6
Last AB Wins	0-1
Walkoff Wins	-
Extra Innings	0-1
Led After 6	9-1
Led After 7	9-1
Led After 8	9-0
Tied After 6	-
Tied After 7	-
Tied After 8	0-1
Behind After 6	0-11
Behind After 7	0-11
Behind After 8	0-11
vs. AL Teams	7-8
vs. AL East	4-5
vs. AL Central	3-3
vs. AL West	-
vs. NL Teams	2-4
vs. NL East	-
vs. NL Central	1-2
vs. NL West	1-2
Hit 0 HR	2-6
Hit 1+ HR	7-6
Hit 2+ HR	6-2
Scored 3 or Fewer Runs	0-10
Scored 4 or More Runs	9-2
Allowed 3 or Fewer Runs	5-2
Allowed 4 or More Runs	4-10
More Hits than Opponent	5-1
Fewer Hits than Opponent	3-11
Committed No Errors	6-5
Committed 1 or More Errors	3-7
Starter Goes at least 5 inn	6-5
Starter Goes at least 6 inn	3-2
Starter Goes at least 7 inn	1-0

ORIOLESPRESSBOX.COM

The 2025 Baltimore Orioles Media Guide, as well as the latest game notes, rosters, press releases, and other team information, can be found at [oriolespressbox.com](#).

BIRDLAND BITES: The Orioles lost to the Reds, 24-2, in the rubber game of the series on Sunday..Baltimore finished its longest homestand of the year (10 days) with a 4-4 record against Toronto (1-1), Cleveland (2-1), and Cincinnati (1-2)...The Birds open a six-game road trip in Washington (3 G) and Detroit (3 G) tonight in the nation's capital.

- Marked the fourth time in team history allowing at least 24 runs, along with August 22, 2007 (G1) vs. Texas (L, 30-3), April 19, 1997 at Texas (L, 26-7), and June 26, 1978 at Toronto (L, 24-10).
- Surrendered at least 25 hits for the fourth time in franchise history (since 1954), along with August 10, 2019 vs. Houston (25), August 22, 2007 (G1) vs. Texas (29), and April 23, 1981 (G1) at Chicago-AL (26).
- The 22-run margin of defeat is the second largest in O's history behind August 22, 2007 (G1) vs. Texas (27).
- Jorge Mateo and Gary Sánchez became the first O's position players to pitch since James McCann on July 6, 2024 at Oakland...Both made their professional pitching debuts...They're first pair of O's position players to pitch in the same game since Larry Harlow and Elrod Hendricks on June 26, 1978 at Toronto.
- Adley Rutschman homered as part of a two-hit day...Snapped an 0-for-20 skid with the home run and tallied his first multi-hit game since August 4, 2024 (18 G).

ROSTER MOVES: The Orioles today placed right-handed pitcher Cody Poteet on the 15-day Injured List with right shoulder inflammation and recalled right-hander Brandon Young from Triple-A Norfolk...Poteet made his O's debut on Sunday and was recalled from the Tides... Young made his MLB debut on Saturday and was optioned to Norfolk to make room for Poteet... Yesterday, the O's traded right-handed pitcher Scott Blewett to the Atlanta Braves in exchange for cash considerations...Blewett was designated for assignment on Saturday.

CED AND DONE: Cedric Mullins ranks among AL leaders in on-base percentage (3rd, .429), OPS (3rd, 1.056), RBI (T-3rd, 19), slugging percentage (4th, .627), walks (T-4th, 15), and extra-base hits (T-5th, 11).

- He is one of five MLB players leading their team in hits (19), homers (6), RBI (19), and walks (15), along with CHC's Kyle Tucker, DET's Spencer Torkelson, NYY's Aaron Judge, and SD's Fernando Tatis Jr.

THE MAGIC NUMBER: The O's are 9-2 when scoring four or more runs this year and winless (0-10) when scoring three or fewer.

- Since 2024, Baltimore is 89-21 (.809) when scoring four or more runs, the fourth-best winning percentage in MLB during that time behind Cleveland (87-15, .853), San Diego (89-16, .848), and Houston (82-19, .812)...During that same period, the Birds are 11-62 (.151) when scoring three runs or fewer, the second-worst mark in the majors ahead of the White Sox (12-109, .099).
- The O's have lost 20 straight games when scoring three runs or fewer dating to September 7, 2024, with their last such victory coming on September 6, 2024 vs. Tampa Bay (2-0).

LONG BALL LIVING: The Birds hit 19 homers during the eight-game homestand, tallying multi-homer performances in six of the contests...This follows a 10-game stretch from March 30-April 9 in which they hit an MLB-low two homers...Baltimore's 31 home runs on the season are fourth in the AL behind the Yankees (40), Angels (33), and Mariners (32).

- The O's have hit 14 total homers in the last five games...Sunday snapped a four-game stretch of multi-homer games.
- Baltimore has homered in eight straight games for the first time since doing so in 16 straight from August 4-21, 2024...The team set a club record by going deep in 22 consecutive games from June 1-23, 2024.
- The O's have received 14 long balls from their 6-9 hole hitters, tied for the most in MLB with the Yankees...The club led MLB with 87 such homers in 2024.

'PEN PALS: The O's bullpen ERA rose from 2.97 (25 ER/75.2 IP) to 4.59 (42 ER/82.1 IP) with Sunday's defeat...Entering the game, the bullpen ranked second in the AL and fifth in MLB in ERA, before falling to 13th in the AL and 23rd in MLB entering today...Orioles relievers had allowed four home runs entering Sunday before surrendering two, both by position players.

- Seranthony Dominguez has thrown 8.1 scoreless innings across nine appearances to open the season, allowing two hits and six walks with 10 strikeouts.
- Yennier Cano has yet to allow a run across 8.1 innings, scattering five hits and one walk while fanning eight.
- Bryan Baker has allowed one run with three walks and 11 strikeouts in 10 outings.

ADVANCED TALK: O's batters have produced a collective 45.4 percent hard-hit rate, ranking fourth in the majors behind the Red Sox (46.9%), Yankees (46.5%), and Mets (45.8%).

- Gunnar Henderson has recorded a 64.9 percent hard-hit rate, second best among batters (min. 25 batted balls) behind ATL's Drake Baldwin (71.9%)...Ryan O'Hearn (55.3%), Ryan Mountcastle (52.0%), and Heston Kjerstad (51.4%) are all above 50 percent.

BATTLE OF THE BELTWAY: The Orioles and Nationals meet for their first of two three-game series this season this week at Nationals Park...The clubs will face off at Camden Yards from May 16-18...The Birds have won nine of the last 11 matchups and 12 of the last 15 in the series since July 23, 2021.

- From 2011-17, Orioles Broadcaster Kevin Brown worked for the Syracuse Chiefs, the Triple-A affiliate of the Washington Nationals, serving as the Assistant Director of Broadcasting and Media Relations from 2011-14, and Director from 2015-17, where he was the lead voice of the team, calling radio and television broadcasts.
- Orioles right-handed pitcher Matt Bowman played baseball and soccer at St. Albans High School in Chevy Chase, Md...Led his baseball team to three Interstate Athletic Conference championships and was an all-conference sweeper in soccer.
- Nationals Third Base Coach Ricky Gutierrez was selected by the Orioles in the first round of the 1988 First-Year Player Draft.
- Washington Senior Director, Amateur Scouting Brad Ciolek spent 12 season with Baltimore, most recently as its director of draft operations (2022-23).
- Nationals Senior Advisor to the General Manager, Player Development Dave Jauss served as the Orioles Bench Coach from 2008-09.
- Washington Vice President, Amateur Scouting Danny Haas worked with Baltimore from 2012-18, first as a national crosschecker (2012-14) before being promoted to special assistant to the executive vice president of baseball operations (2015-18).

O'S vs. NATIONALS		
Current Streak	W1	
2024 Record	2-2	
at Oriole Park at Camden Yards	1-1	
at Nationals Park	1-1	
All-Time <i>(since 2005)</i>	57-41	
at Home	30-19	
on Road	27-22	
2025 Schedule		
Date	Score	Win/Loss/Save
4/22		6:45 p.m. ET
4/23		6:45 p.m. ET
4/24		6:45 p.m. ET
5/16		7:05 p.m. ET
5/17		4:05 p.m. ET
5/18		1:35 p.m. ET
Indicates Home		

O'S ON THE ROAD	
Record	4-6
Team AVG/OBP/SLG	.240/.313/.407
Fielding Errors	6
Team ERA	4.29 (40 ER/84.0 IP)
Starters ERA	5.04 (28 ER/50.0 IP)
Bullpen ERA	3.18 (12 ER/34.0 IP)
Saves/Opps	0/0
Best Road Trip	.500 (2-2), 3/27-30
Worst Road Trip	.333 (2-4), 4/4-9

CEDRIC THE ENTERTAINER	
AL RBI Leaders	
1. Aaron Judge (NYY).....	25
2. Spencer Torkelson (DET).....	21
3. Cedric Mullins (BAL)	19
Tyler Soderstrom (ATH)	19
AL OBP Leaders	
1. Aaron Judge (NYY).....	.490
2. Jonathan Aranda (TB).....	.438
3. Cedric Mullins (BAL)429
AL OPS Leaders	
1. Aaron Judge (NYY).....	1.188
2. Jonathan Aranda (TB).....	1.115
3. Cedric Mullins (BAL)	1.056

UPCOMING MILESTONES	
Gunnar Henderson	5 RBI shy of 200
Ryan Mountcastle	8 HR shy of 100
Cedric Mullins	3 RBI shy of 300
Adley Rutschman	2 XBH shy of 150
Jordan Westburg	6 R shy of 100
	9 RBI shy of 100

THIS DATE IN O'S HISTORY	
April 22, 1965 - All 11 Orioles, including both pitchers and a pinch hitter, record at least one hit in an 18-4 win at Washington. At the time, the 14-run margin of victory is the largest in team history.	

UPCOMING SCHEDULE					
DATE	OPPONENT	TIME	ORIOLES STARTER	OPPONENT STARTER	TV
April 23	at Washington	6:45 p.m. ET	RHP Tomoyuki Sugano (2-1, 3.43)	RHP Trevor Williams (1-2, 5.95)	MASN2
April 24	at Washington	6:45 p.m.	LHP Cade Povich (0-2, 6.38)	LHP Mackenzie Gore (2-2, 3.41)	MASN2
MASN and MASN2 games can also be streamed locally via MASN+ ...All games broadcast on the Orioles Radio Network and 98 Rock 97.9 FM/HD2 & WBAL NewsRadio 1090 AM/101.5 FM					

#64 DEAN KREMER RHP



2-2, 6.41 ERA
HT: 6-2 WT: 210
DOB: 1/7/96 Age: 29
Bats: R Throws: R

PITCH TYPE (2025)	USAGE	AVG. VELOCITY
Cutter.....	25.8%	87.7 mph
Fastball	23.8%	93.7 mph
Splitter	18.3%	83.8 mph
Sinker.....	16.6%	92.6 mph
Curveball	15.5%	79.3 mph

QUICK HITS: Set to make his fifth start of the 2025 campaign...Earned his second win of the season in his last start on April 16 vs. Cleveland, allowing one earned run on four hits and one walk with two strikeouts...Made five Grapefruit League appearances (3 GS), going 0-2 with a 7.27 ERA (14 ER/17.1 IP) on 21 hits (6 HR) and nine while striking out nine batters...In his final appearance on March 23 at Atlanta, tossed 5.1 relief innings, allowing two runs on four hits and one walk with 10 strikeouts...Made 24 starts in 2024, going 8-10 with a 4.10 ERA (59 ER/129.2IP) on 110 hits (18 HR), 72 total runs, 51 walks, and three hit batters while striking out 123 hitters...Was on the 15-day Injured List (right triceps strain) from May 24-July 3 (retroactive 5/21).

AGAINST WASHINGTON: Owns a 3-0 record with a 2.04 ERA (4 ER/17.2 IP), a 1.13 WHIP, and 10 strikeouts against three walks in three career starts against the Nationals...Last faced the club on August 14, 2024 at Oriole Park, allowing one earned runs on five hits with three strikeouts against two walks in 6.0 innings...His ERA against the Nationals is the second best against any opponent behind his 1.82 ERA against the Astros (min. 3 GS).
🏆 In eight career starts against NL East foes, owns a 6-0 record with a 1.88 ERA (10 ER/48.0 IP), a 1.00 WHIP and 35 strikeouts against 16 walks...His ERA against the division leads all active starting pitchers (min. 8 GS).

QUALITY AND QUANTITY: Kremer has recorded 31 quality starts since the beginning of the 2022 season, leading all Orioles starters during that time frame...Last season, Orioles starters recorded 68 quality starts, tied with the Blue Jays for the sixth most in MLB.

FEELING THE BURN: When Kremer goes beyond 75 pitches in a start this season, opponents are slashing .533/.563/.933 (8-for-15) on pitches 76 and later compared to a .250/.284/.397 slashline (17-for-68) on the first 75 pitches of his outings.
🏆 Kremer has also allowed a .412/.444/.765 slashline (7-for-17) the third time through the order.

FIRST INNING WOES: Opponents are hitting .444 (8-for-18) off Kremer in the first inning of his starts compared to .262 (17-for-65) across the following five innings.
🏆 Last season, Kremer held hitters to a .133 average (11-for-83) in the first inning, which was his lowest average of any inning.

THE RUN AROUND: His 13 unearned runs allowed in 2024 were tied with teammate Corbin Burnes and Boston's Tanner Houck for the AL lead and tied for fourth most in the majors behind Washington's MacKenzie Gore (21), San Diego's Michael King, and St. Louis' Lance Lynn (both 14).

TROUBLE WITH THE CURVE: Has generated a 24.0 percent whiff rate on his curveball, which is the highest on any of his offerings this season.

ON THE ROAD AGAIN: Kremer went 5-5 with a 3.78 ERA (29 ER/69.0 IP) on 50 hits (6 HR), 31 total runs, and 28 walks with 65 strikeouts across 13 road starts in 2024.
🏆 His .196 (50-for-255) opponent batting average on the road was fifth lowest in the AL and seventh lowest in MLB (min. 65.0 IP).
🏆 Did not walk a batter on April 4, 2025 at Arizona, snapping a streak of walking at least one batter in a career-high 13 straight road starts since April 19, 2024

2025 & CAREER SPLITS

2025							CAREER					
	W-L	ERA	G/S	IP	ER		W-L	ERA	G/S	IP	ER	
Home	1-0	1.69	1/1	5.1	1		16-14	4.25	51/50	273.1	129	
Road	1-2	8.16	3/3	14.1	13		16-18	4.49	48/48	246.1	123	
Day	1-1	9.90	2/2	10.0	11		8-11	4.71	32/32	166.1	87	
Night	1-1	2.79	2/2	9.2	3		24-21	4.20	67/66	353.1	165	
	AVG	AB	H	HR	BB	K	AVG	AB	H	HR	BB	K
vs. Left	.321	53	17	4	2	6	.254	893	227	41	104	215
vs. Right	.267	30	8	1	2	7	.252	1111	280	37	77	234
TOTALS	.301	83	25	5	4	13	.253	2004	507	78	181	449

RUN SUPPORT (as starter in '25)	RUNS ALLOWED BY INNING IN 2025	MISCELLANEOUS 2025 STATS
0 Runs 1	1 st 4	WHIP1.47
1 Run--	2 nd 0	K/95.95
2 Runs 1	3 rd 4	BB/91.83
3 Runs--	4 th 2	QS 0
4 Runs 1	5 th 5	#P/IP17.8
5 Runs--	6 th 0	
6 Runs--	7 th--	<u>Opponents</u>
7 Runs--	8 th--	AVG:301
8 Runs 1	9 th--	OBP:333
9 Runs--	Total 15	SLG:494
10+ Runs.....--		OPS:827
Total 14		
RSA/9 6.41		

2025 HIGHS

Innings: 5.1, 2x, last: 4/16 vs. CLE
Hits: 8, 2x, last: 4/9 at AZ
Runs: 6, 4/9 at AZ
Earned Runs: 6, 4/9 at AZ
Strikeouts: 6, 3/29 at TOR
Walks: 2, 3/29 at TOR
Home Runs: 3, 4/9 at AZ
Winning Streak: 1, 2x, last: 4/16
Losing Streak: 2, 4/4-4/9
Shortest Start: 4.1 IP, 4/4 at KC
Pitches Thrown: 96, 4/16 vs. CLE
Low-Hit CG: --

CAREER HIGHS

Innings: 9.0, 9/23/22 vs. HOU
Hits: 11, 4/29/23 (G1) at DET
Runs: 8, 4/13/24 vs. MIL
Earned Runs: 7, 2x, last: 6/30/23 vs. MIN
Strikeouts: 10, 3x, last: 5/12/24 vs. AZ
Walks: 5, 3x, last: 8/8/24 at TOR
Home Runs: 3, 3x, last: 4/9/25 at AZ
Winning Streak: 3, 5x, last: 8/14-9/6/24
Losing Streak: 9, 9/23/20-6/5/22
Shortest Start: 0.1 IP, 6/24/21 at TOR
Pitches Thrown: 106, 9/23/22 vs. HOU
Low-Hit CG: 4, 9/23/22 vs. HOU

KREMER vs. WSH

PLAYER	AVG	AB	H	HR	RBI
Adams	.—	—	—	—	—
Bell	.—	—	—	—	—
Call	.400	5	2	0	1
Crews	.—	—	—	—	—
García Jr.	.222	9	2	0	2
Lipscomb	.—	—	—	—	—
Lowe	.250	12	3	0	1
Nuñez	.—	—	—	—	—
Rosario	.250	4	1	0	0
Ruiz	.167	6	1	0	0
Tena	.—	—	—	—	—
Wood	.000	3	0	0	0
Young	.000	2	0	0	0

PARKER vs. BAL

PLAYER	AVG	AB	H	HR	RBI
Henderson	.667	3	2	1	1
Holliday	.—	—	—	—	—
Kjerstad	.—	—	—	—	—
Laureano	.—	—	—	—	—
Mateo	.000	2	0	0	0
Mountcastle	.000	3	0	0	0
Mullins	.000	2	0	0	0
O'Hearn	.—	—	—	—	—
O'Neill	.—	—	—	—	—
Rutschman	.000	3	0	0	0
Sánchez	.000	2	0	0	0
Urías	.—	—	—	—	—
Westburg	.000	2	0	0	0

KREMER'S 2025 STARTS

DATE	OPP	SCORE	WHEN LEFT	DEC	IP	H	R	ER	BB	K	HR	PIT	STR
3/29	at TOR	9-5	8-5	W	5.1	5	5	5	2	6	1	81	56
4/4	at KC	2-8	2-3	L	4.1	8	3	2	0	1	0	88	63
4/9	at AZ	0-9	0-5	L	4.2	8	6	6	1	4	3	85	58
4/16	vs. CLE	9-1	4-1	W	5.1	4	1	1	1	2	1	96	61
TOTALS				2-2	19.2	25	15	14	4	13	5	350	238 (68%)

TOMORROW'S STARTER: RHP TOMOYUKI SUGANO (2-1, 3.43)

LAST TIME OUT: Earned the win in his fourth career start on April 17 vs. CLE, allowing two earned runs on five hits with three strikeouts in a career-high 7.0 innings...Allowed back-to-back home runs in the top of the third inning, marking the first time in his career he's given up two home runs in a start.

VS. WASHINGTON: Is set to make his first career start against the Nationals...Will be the first interleague opponent he has faced in his major league career.



PITCHER	LAST OUTING	DEC.	IP	H	R	ER	BB	K	RETIRED/1 ST BF	IR/SCORED	SV/OPP	INNINGS-HIGH	STRIKEOUTS-HIGH
Akin	4/19 vs. CIN	HLD	0.1	2	1	1	1	0	7/11	3/0	--	2.0 (4/5 at KC)	2 (3x, last: 4/16 vs. CLE)
Baker	4/19 vs. CIN	ND	1.0	0	0	0	2	1	8/10	8/0	--	1.2 (3/30 at TOR)	4 (3/30 at TOR)
Bautista	4/19 vs. CIN	SV	1.0	0	0	0	0	1	4/6	2/0	2/2	1.0 (6x, last: 4/19 vs. CIN)	3 (3/29 at TOR)
Bowman	4/19 vs. CIN	ND	0.0	2	1	1	1	0	7/9	--	--	2.0 (4/3 vs. BOS)	1 (3x, last: 4/9 at AZ)
Cano	4/19 vs. CIN	HLD	1.0	1	0	0	0	1	6/8	4/2	0/1	1.1 (4/13 vs. TOR)	2 (2x, last: 4/7 at AZ)
Domínguez	4/19 vs. CIN	W	1.0	1	0	0	0	1	6/9	7/0	--	1.1 (4/13 vs. TOR)	2 (4/4 at KC)
Pérez	4/20 vs. CIN	ND	2.0	5	3	3	2	3	4/8	4/2	--	2.0 (2x, last: 4/20 vs. CIN)	3 (2x, last: 4/20 vs. CIN)
Soto	4/19 vs. CIN	HLD	0.2	0	0	0	2	0	5/9	4/0	--	1.2 (4/4 at KC)	3 (2x, last: 4/2 vs. BOS)
2025 TOTALS	4.59 ERA	3-1	82.1	86	45	42	44	78	51/77	36/7	2/3	2.2 (2x, last: Blewett, 4/18 vs. CIN)	4 (Baker, 3/30 at TOR)

45 • KEEGAN AKIN • LHP

WHIP: 1.50K/9: 8.10BB/9: 5.40

vs. ALL: .243 (9-for-37)vs. LHB: .313 (5-for-16)vs. RHB: .190 (4-for-21)

🕒

Secured his fourth hold of the season after allowing one run on two hits and one walk in 0.1 inning pitched on 4/19 vs. CIN...Exited the game with two runners on, who were later stranded via an inning-ending double play from Seranthony Domínguez

🕒

Holding righties to a .190 batting average compared to .313 against lefties this season...In his career, lefties are hitting .237 (104-for-438) against him compared to a .260 average (201-for-774) vs. righties

🕒

Threw a season-high 31 pitches on 4/5 at KC (2.0 IP, 0 H, 0 R, 2 BB, 2 K)

🕒

Allowed a home run to BOS' Triston Casas on 4/3, his first conceded to a left-handed hitter since 6/12/24 vs. ATL (Matt Olson)

🕒

In 2024, his 0.94 WHIP was the third best in MLB among left-handed pitchers (min. 50.0 IP) and the lowest by an Oriole left-hander since Zack Britton (0.84) in 2016 (min. 40 G)

43 • BRYAN BAKER • RHP

WHIP: 0.93K/9: 10.24BB/9: 2.79

vs. ALL: .194 (6-for-31)vs. LHB: .250 (3-for-12)vs. RHB: .158 (3-for-19)

🕒

Tossed 1.0 scoreless inning on two walks with one strikeout on 4/19 vs. CIN... Stranded an inherited runner

🕒

Has stranded all eight inherited runners, which ranks second in MLB behind NYM's Reed Garrett (9)

🕒

Earned the win on 4/12 vs. TOR, his first since 6/20/24 at NYY

🕒

Opponents are 4-for-13 against his fastball compared to 1-for-8 off his slider and 1-for-10 vs. his changeup

🕒

Notched season highs in innings (1.2) and strikeouts (4) on 3/30 at TOR

74 • FÉLIX BAUTISTA • RHP

WHIP: 1.67K/9: 10.50BB/9: 9.00

vs. ALL: .182 (4-for-22)vs. LHB: .182 (2-for-11)vs. RHB: .182 (2-for-11)

🕒

Converted his second save of the year, and 50th of his career, after completing 1.0 scoreless inning with one strikeout on 4/19 vs. CIN...Stranded two inherited runners...Has struck out multiple hitters in two of his six outings and at least one hitter in four of six outings

🕒

Ranks in the top eight percent of MLB in hard-hit rate (26.7%) and groundball rate (60.0%)

🕒

Recorded his first save of the year on 4/12 vs. TOR (1.0 IP, 2 BB, K)...Marked his first save since 8/24/23 vs. TOR, spanning 597 days

🕒

Opponents are 0-for-9 with six strikeouts against hit split-finger

🕒

Made his season debut on 3/29 at TOR, completing a scoreless ninth inning on one hit and one walk with three strikeouts...Marked his first major league game since 8/25/23 vs. COL (582 days)

🕒

Missed the 2024 season recovering from right elbow ulnar collateral ligament reconstruction (Tommy John), performed on 10/9/23...Underwent a right elbow debridement and an ulnar nerve transposition on 2/10/24

🕒

His 50 career saves are the second most by an O's reliever through his first 127 career appearances, behind Gregg Olson (57)

51 • MATT BOWMAN • RHP

WHIP: 1.18K/9: 2.89BB/9: 1.93

vs. ALL: .237 (9-for-38)vs. LHB: .125 (2-for-16)vs. RHB: .318 (7-for-22)

🕒

Failed to retire a batter on 4/19 vs. CIN, allowing one run on two hits (1 HR) and one walk...Exited the game with two runners on, who were later stranded

🕒

Posted a career-long 13-game streak without allowing a walk from 9/17/24-4/15/25

🕒

Ranks among MLB leaders in average exit velocity (97th, 83.6 mph) and hard-hit rate percentiles (94th, 25.7%)

🕒

Made his season debut on 3/30 at TOR after having his contract selected from Triple-A Norfolk earlier that day

🕒

Appeared in one game with Triple-A Norfolk on 3/28 vs. Durham, completing 1.2 innings and allowing one run on one hit with three strikeouts

🕒

Had his contract selected on 3/23 and accepted an outright assignment to Norfolk on 3/27

78 • YENNIER CANO • RHP

WHIP: 0.72K/9: 8.64BB/9: 1.08

vs. ALL: .185 (5-for-27)vs. LHB: .231 (3-for-13)vs. RHB: .143 (2-for-14)

🕒

Earned his fourth hold after tossing 1.0 scoreless inning with one hit and one strikeout on 4/19 vs. CIN

🕒

Suffered his first blown save of the year on 4/13 vs. TOR, allowing an inherited runner to score in the eighth inning

🕒

His 0.5 bWAR is tied with Seranthony Domínguez and Zach Eflin for the most among Orioles pitchers

🕒

Has thrown nine scoreless outings in a row since 9/28/24, his longest since a nine-gamer from 6/29-7/25/24

🕒

Ranks in the 99th percentile with a 43.9 percent chase rate and in the 96th with a 84.3 mph average exit velocity

🕒

Seven of his eight strikeouts have come via the changeup

56 • SERANTHONY DOMÍNGUEZ • RHP

WHIP: 0.96K/9: 10.80BB/9: 6.48

vs. ALL: .083 (2-for-24)vs. LHB: .286 (2-for-7)vs. RHB: .000 (0-for-17)

🕒

Earned his second victory of the year on 4/19 vs. CIN after pitching 1.0 scoreless inning on one hit with one strikeout...Stranded two inherited runners with an inning-ending double play...Snapped a career-high-tying streak of seven straight outings without surrendering a hit from 3/29-4/17/25

🕒

Tossed a season-high 1.1 innings with one strikeout to earn his second hold on 4/13 vs. TOR...Stranded the tying and go-ahead run in the sixth inning, striking out Bo Bichette to end the frame...Pitched a 1-2-3 seventh

🕒

Has not allowed a run in 10 consecutive appearances dating back to 9/29/24, his longest such stretch since 5/15-6/16/24 (11 G)

🕒

His 83.5 mph average exit velocity ranks in the top three percent of MLB...Also ranks among MLB leaders in the following percentiles: xBA (95th, .169), fastball velocity (93rd, 97.4 mph), barrel rate (91st, 0.0%), and strikeout rate (90th, 33.3%)

🕒

Was acquired by the O's, along with OF Cristian Pache, from PHI in exchange for OF Austin Hays on 7/26/24

58 • CIONEL PÉREZ • LHP

WHIP: 2.61K/9: 7.84BB/9: 8.71

vs. ALL: .395 (17-for-43)vs. LHB: .333 (4-for-12)vs. RHB: .419 (13-for-31)

🕒

Allowed three runs on five hits and two walks with a season-high-tying three strikeouts in a season-high-tying 2.0 innings...The seven baserunners allowed are one below his career high (6/16/19 vs. TOR)

🕒

His .395 batting average against is the fourth highest in MLB (min. 8 G)

🕒

Has allowed a run in six of eight appearances this season...His 13 total runs allowed are the most by an O's reliever through his first eight outings of the year since Tayler Scott in 2019 (18 R, 7/13 [G1]-9/24)

🕒

Notched his fourth career perfect outing of 2.0+ innings on 4/18 vs. CIN (last: 7/29/23 vs. NYY, 2.0 IP)

🕒

His five runs surrendered on 4/4 at KC were his most with the Orioles and second most in his career (7, 6/16/19 vs. TOR w/HOU)

🕒

Opponents are batting .273/.433/.364 (6-for-22) against him with two strikes

🕒

Allowed one run on two hits, including a solo home run to Tyler Heineman, in 0.2 inning on 3/30 at TOR...Snapped a streak of 104 consecutive games without allowing a home run since 6/3/23, the longest such streak in Orioles history and the longest in MLB since KC's Wade Davis (123 G, 9/4/13- 7/28/15)...His streak of 87.2 straight homerless innings was the second longest in team history behind only Gregg Olson (114.2 IP) from 4/18/89-6/20/90

65 • GREGORY SOTO • LHP

WHIP: 1.57K/9: 11.74BB/9: 4.70

vs. ALL: .267 (8-for-30)vs. LHB: .273 (3-for-11)vs. RHB: .263 (5-for-19)

🕒

Surrendered three runs on two walks on 4/19 vs. CIN...Marked his first walks surrendered since also walking two on 3/29 at TOR... Stranded an inherited runner

🕒

His first pitch strike percentage has jumped up to 80.6% this season from 59.1% in 2024...The 21.5% increase is currently the second largest jump in MLB, behind only LAD's Alex Vesia (22.2%)

🕒

Surrendered three runs on three hits in 0.2 inning on 4/13 vs. TOR...One of the runs scored after he left, which tied the game...Snapped a six-game scoreless streak to begin the year and a 12-gamer since 9/18/24, which was tied for the longest stretch of his career (also 9/25/19–8/16/20)

🕒

Right-handers were limited to a .109 (5-for-46) average with two walks and 20 strikeouts in 26 games from 8/8/24-4/12/25, but righties are 4-for-7 with two doubles over his last three appearances

🕒

Ranks in the 93rd percentile with a 61.9 percent groundball rate

2 • GUNNAR HENDERSON • INF (L)	.228 • 2 HR • 3 RBI
Current Streak: 0-for-last-5 (since 4/19)	2025 High: 2 G (4/13-15)
Last Game: 0-4, K	Homestand: 8 G, 9-32, 3-2B, 3B, 2 HR, 3 RBI, 7 R, 10 K
On 4/19 vs. CIN, reached base safely four times for the first time since 8/4/24 at CLE (also 4)...Has multiple extra-base hits in two of his last four games	
Is 9-for-28 (.321) with six extra-base hits (3 2B, 1 3B, 2 HR) in his last seven games	
Min. 50 AB, his 64.9 hard-hit rate leads MLB ahead of NYY's Ben Rice (64.6%), while his 97.6 mph average exit velocity leads the majors ahead of NYY's Aaron Judge (96.1 mph)...20 of his 35 batted balls have been hit at 101.5+ mph	
Tallied his first three-hit game of the season on 4/13 vs. TOR after collecting three total hits in his previous six games (3-for-25)	
Is 5-for-14 (.357) with two doubles and one homer on offspeed pitches	
Made his season debut on 4/4 at KC after being placed on the 10-day IL with a right intercostal strain on 3/27, retroactive to 3/24...Was injured in spring on 2/27 vs. TOR	

7 • JACKSON HOLLIDAY • INF (L)	.220 • 2 HR • 8 RBI
Current Streak: 0-2 (since 4/20)	2025 High: 3 G (2x, last: 4/16-19)
Last Game: 0-2, 2 BB	Homestand: 6 G, 3-19, HR, 4 RBI, 3 BB, 3 K
On 4/16 vs. CLE, hit his second career grand slam (also 7/31/24 vs. TOR), snapping an 0-for-17 skid...Marked the first O's grand slam of the year and the first by BAL since Anthony Santander on 8/23/24 vs. HOU...At 21 years and 133 days old, became the youngest player in Orioles/Browns franchise history at the time of his second career grand slam, surpassing Cal Ripken, Jr. (22y, 323d), per @SlangsOnSports	
Ranks in the top four percent of MLB in chase rate (18.1%)	
His 28.7 ft./sec. sprint speed ranks third among all AL second basemen	
Had three hits on 4/5 at KC for the third time in his career (high: 4, 8/16/24 vs. BOS)...Has three multi-hit efforts in 17 games after having six in 60 games in 2024	
Hit his first home run of the season on 3/29 at TOR in the third inning	

13 • HESTON KJERSTAD • OF (L)	.261 • 3 HR • 12 RBI
Current Streak: 3 G (4-9; since 4/16)	2025 High: 4 G (3/31-4/5)
4/19 vs. CIN: 0-0, HBP	Homestand: 6 G, 6-17, 2B, 3 HR, 5 R, 8 RBI, BB, HBP, 4 K
Exited the game on 4/19 vs. CIN after the second inning with right elbow discomfort after being hit by a Hunter Greene 99.5 mph fastball in the bottom of the first	
Launched a 407-foot, two-run homer in the eighth inning on Friday vs. CIN, his third of the season...Marked the second time in his career homering in back-to-back games (also 6/27-29/24, 2 G)...Had multiple RBI in three straight games for the first time in his career from 4/16-18	
Since April 12, he is slashing .353/.421/.941 (6-for-17) with one double, three homers, five runs scored, eight RBI, and one walk in seven games	
Is batting .375 (9-for-24) with two doubles, two home runs, and 8 RBI with one or two outs, compared to .136 (3-for-22) with one home run with no outs	
Smacked his second double of the season in the sixth inning on 4/13 vs. TOR, tying his doubles total from last year in 26 fewer games...Recorded an extra-base hit in back-to-back games (2B, HR) for the second time in his career (3 G, 6/27-30/24)	
Tallied his first career outfield assist on 3/27 at TOR	

12 • RAMÓN LAUREANO • OF (R)	.200 • 3 HR • 4 RBI
Current Streak: 2 G (3-8; since 4/19)	2025 High: 2 G (current streak)
Last Game: 1-4, K	Homestand: 7 G, 4-16, 3 HR, 4 RBI, 5 K
After entering as a defensive replacement in the third inning on 4/19 vs. CIN, he became the fifth player in Orioles history to hit two home runs off the bench (last: Trey Mancini, 6/7/17 vs. PIT)...Was the first MLB reserve to record a multi-homer game since STL's Richie Palacios (9/12/23 at BAL)...Marked his fifth career multi-homer game (last: 6/30/22 at SEA w/ OAK)	
Hit his first home run as an Oriole on Wednesday vs. CLE, a solo shot in the seventh inning...Eight of his last nine homers since 8/17/24, have been off right-handed pitchers	
Is 9-for-20 (.450) with two doubles and one homer in five career games vs. WSH	
His three defensive runs saved this season are tied for second among all MLB left fielders, per <i>Sports Info Solutions</i>	
Notched both his first hit, a second-inning single, and first outfield assist, throwing out Trevor Story at second base, as an Oriole on 4/2 vs. BOS...Since 2018, his 51 outfield assists are fourth in MLB	

3 • JORGE MATEO • INF/OF (R)	.059 • 0 HR • 0 RBI
Current Streak: 0-3 (since 4/18)	2025 High: 1 G (4/15)
Last Game: 0-0 (Pitched in 8 th)	Homestand: 5 G, 1-6, 2B, 2 K, CS
Made his professional pitching debut on 4/20 vs. CIN (1.0 IP, 5 H, 5 R, 2 BB, 1 HR)	
Doubled in the fifth inning on Tuesday vs. CLE, his first hit of the year...Snapped an 0-for-17 hitless streak dating back to 7/23/24	
Swiped second and third base after entering as a pinch runner in the eighth on 4/8 at AZ...Marked the first time an Oriole has done so since Cedric Mullins on 5/23/24 at CWS (3 rd inning) and the seventh time Mateo has done so in his career (last: 4/22/24 at LAA)	
His 83 stolen bases since 2022 are sixth in the AL	
Entered in the ninth inning as a defensive replacement on Opening Day on 3/27 at TOR, his first game action since 7/23/24 at MIA (248 days)	

6 • RYAN MOUNTCASTLE • INF (R)	.242 • 1 HR • 5 RBI
Current Streak: 1 G (1-4; since 4/20)	2025 High: 4 G (3/30-4/3)
Last Game: 1-4, 2B, K	Homestand: 7 G, 5-25, 2 2B, HR, 5 R, 2 RBI, BB, 8 K
Launched a go-ahead, two-out, solo home run in the second inning on 4/13 vs. TOR...Marked his first long ball of the season and first since 7/29/24 (G1) vs. TOR, snapping a career-long 41-game home run drought	
Owns a career .826 OPS with a team-high four homers in 15 games vs. WSH	
Is hitting .222 (8-for-36) with a .278 slugging percentage against fastballs this season despite having an xBA of .285 and xSLG of .476 against the pitch	
Recorded his first multi-RBI performance of 2025 on 4/7 at AZ	
Ranks in the top six percent of MLB in bat speed (75.9)	
His single on 3/30 at TOR off Chris Bassitt was 116.7 mph, tied for the six-hardest-hit ball of the MLB season...Marked the fifth hardest by an Oriole in the <i>Statcast</i> era (since 2015) and the hardest since Mark Trumbo on 4/28/17 at NYY (118.5)	

31 • CEDRIC MULLINS • OF (L)	.284 • 6 HR • 19 RBI
Current Streak: 3 G (3-12; since 4/18)	2025 High: 3 G (3x, last: current streak)
Last Game: 1-5, 2 K	Homestand: 8 G, 7-25, 2 2B, 3 HR, 7 R, 5 RBI, 9 BB, 8 K, SB
On 4/19 vs. CIN, hit his second leadoff homer of the season and the 18 th of his career...Is one of nine players in MLB with at least two leadoff homers this season...Ranks second in franchise history in leadoff homers behind Brady Anderson (44)	
On Friday, hit his second long ball of the season off a lefty (also 4/15), surpassing his home run total against left-handers from 2024 (1) in 54 fewer games	
Drew a walk in a career-high-tying five straight games from 4/12-17 (also 9/7-11 [G1]/21)...His 17.9 percent walk rate ranks in the top four percent of MLB	
Leads the Orioles in AVG (.284), OBP (.429), SLG (.627), OPS (1.056), hits (19), doubles (5), homers (6), runs (15), RBI (19), walks (15), extra-base hits (11), total bases (42), and bWAR (1.2)	
Hit third in the batting order on 4/5 at KC to become the first player since 1901 to start in seven spots in the order in a team's first nine games (<i>STATS Perform</i>)	
Joined Adley Rutschman as the third and fourth players in franchise history (since 1954) with two home runs on Opening Day on 3/27 at TOR, along with Brooks Robinson (1973) and Sam Horn (1990)...Marked his sixth career multi-HR game	

32 • RYAN O'HEARN • INF/OF (L)	.296 • 3 HR • 6 RBI
Current Streak: 0-4 (since 4/20)	2025 High: 5 G (4/13-19)
Last Game: 0-4	Homestand: 7 G, 7-22, 2 HR, 3 R, 5 RBI, 2 BB, HBP, 3 K, SB
Reached base safely in 10 straight games from 4/4-19, tied for the second-longest streak of his career (also 9/3-14/18)	
His three RBI on 4/17 vs. CLE marked his most since 7/7/24 at SEA (also 3)	
Owns a career-high 51.1% pull rate, surpassing his previous high of 43.0% in 2022	
Leads all qualifying players in MLB with a .364 (8-for-22) batting average in two-strike counts	
Went 22 straight plate appearances without a strikeout from 4/4-13	
Has increased his hard-hit rate to 55.3 percent in 2025 from 40.1 in 2024 (+15.2%)	
Ranks among all MLB batters in the following percentiles: xBA (.327, 95 th), strikeout rate (11.5%, 94 th), whiff rate (15.7%, 92 nd), and xwOBA (.401, 90 th)	
His seven pinch-hit knocks last season were the most by an Oriole since Delmon Young (10, 2014) and ranked fourth in the AL...His 28 pinch-hit hits since 2019 are fourth most among active MLB hitters behind CWS' Austin Slater (40), SEA's Donovan Solano (35), and SF's Wilmer Flores (30)	

9 • TYLER O'NEILL • OF (R)	.246 • 2 HR • 9 RBI
Current Streak: 1 G (1-4; since 4/19)	2025 High: 2 G (2x, last: 4/4-5)
4/19 vs. CIN: 1-4, R, RBI, BB, 2 K	Homestand: 5 G, 2-19, HR, 2 R, RBI, BB, HBP, 9 K
His four assists lead all MLB outfielders...Has registered the four assists in 15 games after having four in 113 contests last year	
Was scratched from the lineup on 4/16 vs. CLE with neck discomfort	
Led off the fourth inning on 4/13 vs. TOR with a solo home run, his second homer of the season and first as an Oriole at Camden Yards	
Recorded his fourth career triple on 4/5 at KC and first since 5/4/22 at KC	
Notched his 200 th career extra-base hit with a double on 4/4 at KC	
His eight hits through his first four games were the most by an Oriole through his first four games with the club since Jose Iglesias in 2020 (also 8)	
Tied a career high with four hits on 3/31 vs. BOS (also: 8/6/21 vs. KC w/STL)	
Homered for a sixth consecutive Opening Day on 3/27 at TOR, an MLB record...Reached base safely a career-high five times, becoming the first player to reach base safely five times in his first game with the club in team history (since 1954)	

35 • ADLEY RUTSCHMAN • C (S)	.208 • 4 HR • 7 RBI
Current Streak: 1 G (2-4; since 4/20)	2025 High: 8 G (4/3-13)
Last Game: 2-4, HR, R, RBI, K	Homestand: 8 G, 4-32, 2B, 2 HR, 3 R, 3 RBI, 3 BB, 8 K
Smacked his fourth home run of the year in the eighth inning on 4/20 vs. CIN...Snapped an 0-for-20 skid with a third-inning single...Snapped a career-high-tying 18 game stretch without a multi-hit game	
His sixth-inning homer on 4/12 vs. TOR marked the seventh game-tying or go-ahead home run in the sixth inning or later run of his career	
Ranks in the 99 th percentile in MLB in squared-up rate (41.5), while ranking in the 92 nd in whiff rate (15.7) and 91 st in chase rate (19.3%)	
Reached safely in his first 14 games to begin the year, a streak that was snapped on 4/15 vs. CLE...His season-long eight game hitting streak was also snapped	
Went 21 straight games with one strikeout or fewer from 9/21/24-4/13/25, the longest such streak of his career	
Scored a run in each of his first three games to open the season, including tying a career high with three (6x) on Opening Day on 3/27 at TOR	
Joined Cedric Mullins as the third and fourth players in franchise history (since 1954) with two home runs on Opening Day, along with Brooks Robinson (1973) and Sam Horn (1990)...All three of his career multi-homer games have come vs. TOR	
Since his MLB debut on May 21, 2022, is second among all MLB primary catchers with 423 hits and 89 doubles, both behind MIL's William Contreras (429 H, 91 2B)	

99 • GARY SÁNCHEZ • C (R)	.136 • 0 HR • 4 RBI
Current Streak: 2 G (2-7; since 4/15)	2025 High: 2 G (current streak)
Last Game: 0-0 (Pitched in 9 th)	Homestand: 4 G, 2-7, R, RBI, 2 K
Made his professional pitching debut on 4/20 vs. CIN (1.0 IP, 2 H, 4 R, 1 BB, 1 HR)	
Lined an RBI single in the eighth inning on 4/15 vs. CLE, marking his second hit and fourth RBI on the year	
Tallied his first O's hit with a two-out, two-run single on 4/5 at KC	
Made his team debut on 3/29 at TOR and recorded his first RBI on a sac fly	
His 184 career homers are third most among all active MLB catchers behind KC's Salvador Perez (275) and BOS' Yasmani Grandal (194)	
Appeared on his eighth career Opening Day roster (2017-21-NYY, 2022-MIN, 2024-MIL)...Signed with the O's on 12/10/2024	

29 • RAMÓN URÍAS • INF (R)	.319 • 0 HR • 6 RBI
Current Streak: 0-for-last-6 (since 4/19)	2025 High: 6 G (3/29-4/5)
Last Game: 0-4, K	Homestand: 5 G, 4-13, 2B, 2 R, RBI, 2 BB, 3 K
Has reached base safely in 13 of 15 games to open the season	
His .319 batting average ranks seventh among all AL infielders (min. 45 AB)	
Owns career bests in walk rate (11.1%) and strikeout rate (14.8%)...Had a previous best 9.5 percent walk rate in 2021 and 18.3 percent strikeout rate in 2024	
Singled as a pinch hitter on 4/12 vs. TOR, his first pinch hit of the season...Is batting .419 (13-for-31) as a pinch hitter in his career, the best average among active players (min. 30 AB)	
On 3/29 at TOR, recorded his first 3+ RBI game since 8/25/24 vs. HOU (3 RBI) and first 3+ hit game since 8/16/24 vs. BOS (3 H)	

11 • JORDAN WESTBURG • INF (R)	.194 • 4 HR • 5 RBI
Current Streak: 2 G (3-9; since 4/19)	2025 High: 4 G (3/29-4/3)
Last Game: 2-4, 2 2B, K	Homestand: 7 G, 3-29, 2 2B, HR, 3 R, BB, 8 K
Notched his second career multi-double performance on 4/20 vs. CIN, joining 7/29/24 (G1) vs. TOR when he hit three...Marked his eighth career multi-extra-base hit effort and second of the season (3/29 at TOR)	
Snapped an 0-for-30 skid with a homer in the seventh inning on 4/19 vs. CIN, going back-to-back with Ramón Laureano	
Is 3-for-9 with two doubles and a home run in his last two games after going 2-for-39 (.051) in 10 games from 4/4-18	
Is batting .381 (8-for-21) on breaking pitches, compared to .146 (6-for-41) on fastballs and 0-for-10 on offspeed pitches	
All four of his homers in 2025 have come on breaking pitches...Had three home runs off breaking pitches all of 2024	
His 29.0 ft./sec. average sprint speed ranks second among all AL second basemen	
Tallied his first career multi-homer game on 3/29 at TOR...Matched a career high with four hits (3x, last: 6/25/24 vs. CLE) and scored a career-high three runs...His 434-foot homer in the first inning off Max Scherzer was the furthest of his career	



ADDITIONAL HITTER INFO																						
			MULTI-HIT GAMES						MULTI-RBI GAMES						LAST HR		MULTI-HR GAMES					
	vs. LHP	vs. RHP	2	3	4	5	TOTAL	2	3	4	5	6+	TOTAL	(DATE/PITCHER)	2025	CAREER	LAST (HRS)					
Gunnar Henderson	.056	.308	4	1	-	-	5	1	-	-	-	-	1	4/19/25 vs. CIN (Greene)	-	2	6/21/24 at HOU (2)					
Jackson Holliday	.222	.220	2	1	-	-	3	1	-	1	-	-	2	4/16/25 vs. CLE (Williams)	-	-	-					
Heston Kjerstad	.286	.256	2	-	-	-	2	4	-	-	-	-	4	4/18/25 vs. CIN (Barlow)	-	-	-					
Ramón Laureano	.077	.333	1	-	-	-	1	-	1	-	-	-	1	4/19/25 vs. CIN (Spiers)	1	5	4/19/25 vs. CIN (2)					
Jorge Mateo	.091	.000	-	-	-	-	-	-	-	-	-	-	-	6/21/24 at HOU (N. Hernandez)	-	1	8/2/22 at TEX (2)					
Ryan Mountcastle	.294	.224	4	-	-	-	4	1	-	-	-	-	1	7/29/24 (G1) vs. TOR (Swanson)	-	10	6/4/24 at TOR (2)					
Cedric Mullins	.333	.269	3	1	-	-	4	2	-	1	1	-	4	4/19/25 vs. CIN (Greene)	1	6	3/27/25 at TOR (2)					
Ryan O'Hearn	.167	.313	5	-	-	-	5	-	1	-	-	-	1	4/17/24 vs. CLE (Bibee)	-	2	8/25/19 at CLE (2)					
Tyler O'Neill	.111	.308	1	1	1	-	3	1	1	-	-	-	2	3/27/25 at TOR (Berríos)	-	12	9/9/24 vs. BAL (2)					
Adley Rutschman	.182	.218	1	1	-	-	2	-	1	-	-	-	1	4/20/25 vs. CIN (Wynne)	1	3	3/27/25 at TOR (2)					
Gary Sánchez	.000	.273	-	-	-	-	-	1	-	-	-	-	1	9/27/24 vs. NYM (A. Young)	-	17	8/2/23 at COL (2)					
Ramón Urías	.444	.289	3	1	-	-	4	-	1	-	-	-	1	9/24/24 at NYY (Mayza)	-	1	7/15/22 at TB (2)					
Jordan Westburg	.250	.179	2	-	1	-	3	1	-	-	-	-	1	4/19/25 vs. CIN (Spiers)	1	1	3/29/25 at TOR (2)					

O's HITTERS															2024 vs. WASHINGTON NATIONALS															CAREER vs. WASHINGTON NATIONALS														
PLAYER	G	AB	R	H	2B	3B	HR	RBI	BB	IBB	SO	AVG	OBP	SLG	G	AB	R	H	2B	3B	HR	RBI	BB	IBB	SO	AVG	OBP	SLG																
Gunnar Henderson	4	17	3	3	0	0	2	3	1	0	6	.176	.222	.529	10	40	6	10	2	1	3	10	3	0	13	.250	.302	.575																
Jackson Holliday	2	7	0	2	0	0	0	1	0	0	3	.286	.286	.286	2	7	0	2	0	0	0	1	0	0	3	.286	.286	.286																
Heston Kjerstad	2	2	0	0	0	0	0	0	0	0	1	.000	.000	.000	2	2	0	0	0	0	0	0	0	0	1	.000	.000	.000																
Ramón Laureano	5	20	2	9	2	0	1	4	1	0	4	.450	.476	.700	5	20	2	9	2	0	1	4	1	0	4	.450	.476	.700																
Jorge Mateo	2	4	1	1	0	0	0	1	0	0	1	.250	.250	.250	13	28	7	7	2	0	2	3	3	0	9	.250	.323	.536																
Ryan Mountcastle	4	16	1	3	0	0	1	3	1	0	1	.188	.235	.375	15	57	6	14	3	0	4	10	5	0	7	.246	.317	.509																
Cedric Mullins	4	11	1	2	0	0	0	0	0	0	4	.182	.182	.182	20	60	7	14	3	0	0	0	1	0	16	.233	.258	.283																
Ryan O'Hearn	4	7	1	3	0	0	0	0	2	0	2	.429	.556	.429	7	12	1	3	0	0	0	0	3	0	3	.250	.400	.250																
Tyler O'Neill	3	11	1	1	1	0	0	0	2	1	7	.091	.231	.182	17	36	4	6	3	0	0	1	5	1	21	.167	.262	.250																
Adley Rutschman	4	16	0	5	0	0	0	1	0	0	2	.313	.294	.313	12	45	2	11	3	0	1	5	5	0	10	.244	.314	.378																
Gary Sánchez	2	7	1	2	0	0	1	3	1	0	0	.286	.375	.714	11	33	3	6	2	0	2	4	7	0	13	.182	.325	.424																
Ramón Urías	3	7	0	1	0	0	0	0	0	0	1	.143	.143	.143	10	30	3	5	0	0	0	3	1	0	9	.167	.219	.167																
Jordan Westburg	2	8	2	2	1	0	0	0	0	0	2	.250	.250	.375	3	11	2	3	1	0	0	1	1	0	3	.273	.333	.364																

O's PITCHERS															2024 vs. WASHINGTON NATIONALS															CAREER vs. WASHINGTON NATIONALS														
PLAYER	W	L	SV	G	GS	INN	H	R	ER	HR	BB	K	ERA	AVG	W	L	SV	G	GS	INN	H	R	ER	HR	BB	K	ERA	AVG																
Keegan Akin	0	0	0	3	0	3.1	6	2	2	0	1	2	5.40	.375	0	0	0	5	0	9.0	9	6	6	2	2	6	6.00	.250																
Bryan Baker	0	0	0	1	0	1.0	3	2	2	0	0	1	18.00	.600	0	0	0	3	0	3.0	3	2	2	0	0	4	6.00	.273																
Félix Bautista															0	0	2	2	0	2.0	1	0	0	0	1	2	0.00	.143																
Matt Bowman															0	0	1	7	0	5.2	4	1	1	1	1	3	1.59	.211																
Yennier Cano	0	0	0	2	0	1.2	1	0	0	0	1	0	0.00	.200	0	0	1	5	0	4.1	1	0	0	0	1	4	0.00	.077																
Seranthony Domínguez	0	0	1	4	0	4.0	2	0	0	0	2	3	0.00	.154	4	2	6	25	0	23.1	18	10	9	2	9	23	3.47	.209																
Dean Kremer	1	0	0	1	1	6.0	5	1	1	0	2	3	1.50	.227	3	0	0	3	3	17.2	17	4	4	0	3	10	2.04	.246																
Charlie Morton	0	2	0	3	3	16.1	27	15	14	2	4	16	7.71	.391	6	8	0	19	19	95.0	105	60	55	12	38	85	5.21	.292																
Cionel Pérez	0	0	0	2	0	2.1	0	0	0	0	1	1	0.00	.000	0	0	0	7	0	7.1	1	0	0	0	3	5	0.00	.045																
Cade Povich																																												
Gregory Soto	1	0	0	3	0	2.1	0	0	0	0	0	3	0.00	.000	1	0	0	7	1	9.0	7	4	4	1	1	5	4.00	.206																
Tomoyuki Sugano																																												
Brandon Young																																												

RECENT TRANSACTIONS	
4/22	Recalled RHP Brandon Young from Triple-A Norfolk...Placed RHP Cody Poteet (right shoulder inflammation) on the 15-day Injured List, retroactive to 4/21.
4/20	Traded RHP Scott Blewett for cash considerations...Recalled RHP Cody Poteet from Triple-A Norfolk...Optioned RHP Brandon Young ⁴ to Triple-A Norfolk.
4/19	Recalled RHP Brandon Young from High-A Aberdeen...Designated RHP Scott Blewett for assignment.
4/15	Activated RHP Scott Blewett ...Optioned RHP Colin Selby ¹ to Triple-A Norfolk...Released LHP Luis González .
4/14	Claimed RHP Scott Blewett off waivers from the Minnesota Twins...Designated LHP Luis González for assignment.
4/9	Recalled RHP Colin Selby from Triple-A Norfolk...Placed RHP Zach Eflin (right lat strain) on the 15-day Injured List, retroactive to 4/8.
4/7	Acquired LHP Grant Wolfram from the Milwaukee Brewers in exchange for minor league OF Daz Cameron and cash considerations and optioned him to Triple-A Norfolk...Transferred RHP Albert Suárez (right subscapularis strain) to the 60-day Injured List.
4/5	Traded minor league INF/OF Nick Gordon to the Kansas City Royals for cash considerations.
4/4	Reinstated INF Gunnar Henderson (right intercostal strain) from the 10-day Injured List.
4/3	Optioned OF Dylan Carlson to Triple-A Norfolk (postgame).
3/31	Recalled OF Dylan Carlson from Triple-A Norfolk...Placed OF Colton Cowser (left thumb fracture) on the 10-day Injured List.
3/30	Selected the contract of RHP Matt Bowman from Triple-A Norfolk...Placed RHP Albert Suárez (right shoulder inflammation) on the 15-day Injured List, retroactive to 3/29.
3/29	Acquired RHP Cody Poteet from the Chicago Cubs in exchange for cash considerations and optioned him to Triple-A Norfolk.
3/28	RHP Roansy Contreras cleared waivers and outrighted to Triple-A Norfolk... INF Gunnar Henderson (right intercostal strain) began a rehab assignment with Triple-A Norfolk.
3/27	Placed INF Gunnar Henderson (right intercostal strain) on the 10-day Injured List, retroactive to 3/24...Placed RHP Andrew Kittredge (left knee debridement), RHP Chayce McDermott (right lat strain), RHP Grayson Rodriguez (right elbow inflammation), and LHP Trevor Rogers (right knee subluxation) on the 15-day Injured List, retroactive to 3/24...Reassigned INF Livan Soto to Triple-A Norfolk...Designated RHP Roansy Contreras for assignment... RHP Matt Bowman cleared outright waivers and accepted an assignment to Triple-A Norfolk.
3/25	Rule 5 Draft selection RHP Juan Núñez cleared waivers, returned from the San Diego Padres, and assigned to minor league camp.
3/23	Selected the contract of RHP Matt Bowman ...Optioned OF Dylan Carlson to minor league camp...Placed RHP Tyler Wells (right elbow UCL surgery) on the 60-day Injured List.
3/22	Agreed to terms with RHP Kyle Gibson on a one-year contract for the 2025 season...Placed RHP Kyle Bradish (right elbow UCL surgery) on the 60-day Injured List.

EUTAW STREET HOME RUNS			
DATE	PLAYER (Team)	OPP. (Pitcher)	DISTANCE
4/19	Jake Fraley (CIN)	BAL (Young)	421 ft.
2025 totals - 1 (0 by Orioles, 1 by opponents)			
*Total since 1992 - 132 (64 by Orioles, 68 by opponents)			

O's CHALLENGES			
TEAM	TOTAL	WON	LOST
Orioles	9	2	7
Opponents	2	1	1
SUCCESS RATE			
22%			
50%			
Last by O's: 4/20 vs. CIN (B1)			
Last by Opponent: 4/7 at AZ (T2)			
Batter/Runner: Mullins			
Force Play at 1B			
Batter/Runner: Urias			
Force Play (1B)			
Out/Overturned			
Safe/Overturned			

RECORD BY POSITION									
PLAYER	C	1B	2B	3B	SS	LF	CF	RF	DH
Dylan Carlson	-	-	-	-	-	0-1	-	-	-
Colton Cowser	-	-	-	-	-	2-2	-	-	-
Gunnar Henderson	-	-	-	-	5-8	-	-	-	1-0
Jackson Holliday	-	-	5-7	-	4-1	-	-	-	-
Heston Kjerstad	-	-	-	-	-	5-5	-	2-1	1-0
Ramón Laureano	-	-	-	-	-	1-4	-	1-0	-
Jorge Mateo	-	-	0-2	-	0-3	-	0-1	-	-
Ryan Mountcastle	-	7-10	-	-	-	-	-	-	-
Cedric Mullins	-	-	-	-	-	-	9-11	-	-
Ryan O'Hearn	-	2-2	-	-	-	-	-	2-1	3-5
Tyler O'Neill	-	-	-	-	-	1-0	-	4-10	0-1
Adley Rutschman	7-8	-	-	-	-	-	-	-	1-4
Gary Sánchez	2-4	-	-	-	-	-	-	-	0-1
Ramón Urías	-	-	-	8-6	-	-	-	-	-
Jordan Westburg	-	-	4-3	1-6	-	-	-	-	3-1

RECORD BY BATTING ORDER									
PLAYER	1	2	3	4	5	6	7	8	9
Dylan Carlson	-	-	-	-	-	-	-	-	0-1
Colton Cowser	2-2	-	-	-	-	-	-	-	-
Gunnar Henderson	4-5	2-2	-	0-1	-	-	-	-	-
Jackson Holliday	-	-	-	-	-	-	0-3	4-1	5-4
Heston Kjerstad	-	-	-	-	1-0	5-1	2-4	0-1	-
Ramón Laureano	-	-	-	-	0-1	1-1	-	0-1	1-1
Jorge Mateo	-	-	-	-	-	-	-	0-1	0-5
Ryan Mountcastle	-	-	-	2-2	1-3	2-2	1-1	1-2	-
Cedric Mullins	2-2	-	1-0	1-1	3-5	0-1	2-1	-	0-1
Ryan O'Hearn	-	-	4-4	3-3	0-1	-	-	-	-
Tyler O'Neill	-	-	1-3	0-3	3-2	1-3	-	-	-
Adley Rutschman	0-1	6-10	2-1	-	-	-	-	-	-
Gary Sánchez	-	-	-	-	-	0-2	1-2	1-1	-
Ramón Urías	-	-	-	-	-	-	2-1	3-5	3-0
Jordan Westburg	1-2	1-0	1-4	3-2	1-0	0-2	1-0	-	-

2025 BY THE NUMBERS			
	HOME	AWAY	TOTAL
Overall	5-6	4-6	9-12
MONTH	HOME	AWAY	TOTAL
March (5)	1-0	2-2	3-2
April (26)	4-6	2-4	6-10
May (27)	-	-	-
June (27)	-	-	-
July (24)	-	-	-
August (28)	-	-	-
September (25)	-	-	-
TOTAL (162)	5-6	4-6	9-12
DAY OF WEEK	HOME	AWAY	TOTAL
Monday (14)	1-0	1-0	2-0
Tuesday (24)	0-1	0-1	0-2
Wednesday (24)	1-1	0-1	1-2
Thursday (18)	1-1	1-0	2-1
Friday (27)	0-1	0-2	0-3
Saturday (27)	2-0	2-0	4-0
Sunday (27)	0-2	0-2	0-4
TOTAL (162)	5-6	4-6	9-12
VS. AL EAST	HOME	AWAY	TOTAL
Boston Red Sox (13)	1-2	-	1-2
New York Yankees (13)	-	-	-
Tampa Bay Rays (13)	-	-	-
Toronto Blue Jays (13)	1-1	2-2	3-3
TOTAL (52)	2-3	2-2	4-5
VS. AL CENTRAL	HOME	AWAY	TOTAL
Chicago White Sox (7)	-	-	-
Cleveland Guardians (7)	2-1	-	2-1
Detroit Tigers (6)	-	-	-
Kansas City Royals (6)	-	1-2	1-2
Minnesota Twins (6)	-	-	-
TOTAL (32)	2-1	1-2	3-3
VS. AL WEST	HOME	AWAY	TOTAL
Houston Astros (7)	-	-	-
Los Angeles Angels (6)	-	-	-
Oakland Athletics (6)	-	-	-
Seattle Mariners (6)	-	-	-
Texas Rangers (7)	-	-	-
TOTAL (32)	-	-	-
VS. NL EAST	HOME	AWAY	TOTAL
Atlanta Braves (3)	-	-	-
Miami Marlins (3)	-	-	-
New York Mets (3)	-	-	-
Philadelphia Phillies (3)	-	-	-
Washington Nationals (4)	-	-	-
TOTAL (16)	-	-	-
VS. NL CENTRAL	HOME	AWAY	TOTAL
Chicago Cubs (3)	-	-	-
Cincinnati Reds (3)	1-2	-	1-2
Milwaukee Brewers (3)	-	-	-
Pittsburgh Pirates (3)	-	-	-
St. Louis Cardinals (3)	-	-	-
TOTAL (15)	1-2	-	1-2
VS. NL WEST	HOME	AWAY	TOTAL
Arizona Diamondbacks (3)	-	1-2	1-2
Colorado Rockies (3)	-	-	-
Los Angeles Dodgers (3)	-	-	-
San Diego Padres (3)	-	-	-
San Francisco Giants (3)	-	-	-
TOTAL (15)	-	1-2	1-2

BALTIMORE ORIOLES - WALK-OFF AND MISC. HOME RUNS

Baltimore Orioles Walk-off Wins						
Date	Score	Batter/Runner	Action	RBI	Pitcher	INN OUTS
-	-	-	-	-	-	-
Opponent Walk-off Wins						
Date	Score	Batter/Runner	Action	RBI	Pitcher	INN OUTS
-	-	-	-	-	-	-
Baltimore Orioles Back-to-Back Home Runs						
Date	Score	Batters	Pitcher	INN	OUTS	
3/27	BAL 12 @ TOR 2	Adley Rutschman/Jordan Westburg	Yariel Rodríguez	8	1	
4/19	CIN 5 @ BAL 9	Cedric Mullins/Gunnar Henderson	Hunter Greene	1	0	
4/19	CIN 5 @ BAL 9	Ramón Laureano/Jordan Westburg	Carson Spiers	7	2	
Opponent Back-to-Back Home Runs						
Date	Score	Batters	Pitcher	INN	OUTS	
4/9	BAL 0 @ AZ 9	Pavin Smith/Josh Naylor	Dean Kremer	5	1	
4/17	CLE 2 @ BAL 6	Daniel Schneemann/Austin Hedges	Tomoyuki Sugano	3	0	
Baltimore Orioles Grand Slams						
Date	Score	Batter	Pitcher	INN	OUTS	
4/16	CLE 1 @ BAL 9	Jackson Holliday	Gavin Williams	2	1	
Opponent Grand Slams						
Date	Score	Batter	Pitcher	INN	OUTS	
4/20	CIN 24 @ BAL 2	Noelvi Marte	Jorge Mateo	8	2	
Baltimore Orioles Inside-the-Park Home Runs						
Date	Score	Batter	RBI	Pitcher	INN	OUTS
-	-	-	-	-	-	-
Opponent Inside-the-Park Home Runs						
Date	Score	Batter	RBI	Pitcher	INN	OUTS
-	-	-	-	-	-	-
Baltimore Orioles Pinch-Hit Home Runs						
Date	Score	Batter	RBI	Pitcher	INN	OUTS
-	-	-	-	-	-	-
Opponent Pinch-Hit Home Runs						
Date	Score	Batter	RBI	Pitcher	INN	OUTS
-	-	-	-	-	-	-
Baltimore Orioles Leadoff Home Runs						
Date	Score	Batter	Pitcher			
3/29	BAL 9 @ TOR 5	Colton Cowser	Max Scherzer			
4/3	BOS 8 @ BAL 4	Cedric Mullins	Tanner Houck			
4/19	CIN 5 @ BAL 9	Cedric Mullins	Hunter Greene			
Opponent Leadoff Home Runs						
Date	Score	Batter	Pitcher			
-	-	-	-			

LAST TIME IT HAPPENED	
BATTING	
Eutaw St. Home Run	Gunnar Henderson, 8/14/24 vs. WSH (Herz)
Opponent	Jake Fraley, 4/19/25 vs. CIN (Young)
Second Deck Home Run in LF at OPACY	Austin Hays, 6/7/22 vs. CHC (Mills)
Opponent	Pete Alonso, 9/2/20 vs. NYM (Means)
Grand Slam	Jackson Holliday, 4/16/25 vs. CLE (Williams)
Two Grand Slams in One Game	Reimold, Clevenger, 9/11/15 vs. KC (Herrera, Chamberlain)
Pinch-Hit Home Run	Ryan O’Hearn, 6/6/24 at TOR (García)
Pinch-Hit Walk-Off Home Run	Nolan Reimold, 7/24/16 vs. CLE (Allen)
Pinch-Hit Grand Slam	Dwight Evans, 7/26/91 vs. OAK (Nelson)
Inside the Park Home Run	Jorge Mateo, 8/20/23 at OAK (Sears)
LH & RH Home Run, Same Game	Anthony Santander, 8/7/24 at TOR (Francis, Yarbrough)
Individual 2-Home Run Game	Ramón Laureano, 4/19/25 vs. CIN (Greene, Spiers)
Individual 3-Home Run Game	Ryan Mountcastle, 6/19/21 vs. TOR (Manoah, Kay)
Individual 4-Home Run Game	Never
Home Run in Consecutive Games	Cedric Mullins, 4/18-19/25 vs. CIN
Home Run in 3 Consecutive Games	Jackson Holliday, 8/4-7/24 at CLE, at TOR
Home Run in 4 Consecutive Games	Gunnar Henderson, 5/17-20/24 vs. SEA, at STL
Home Run in 5 Consecutive Games	Jonathan Schoop, 7/22-27/18 vs. TOR, BOS, TB
Home Run in 6 Consecutive Games	Chris Davis, 9/26-10/2/12 vs. TOR, BOS, TB
4-Home Run Game, Team	4/19/25 vs. CIN (5)
5-Home Run Game, Team	4/19/25 vs. CIN
6-Home Run Game, Team	3/27/25 at TOR
7-Home Run Game, Team	6/2/16 vs. BOS
8+-Home Run Game, Team	6/16/15 vs. PHI (8)
10+-Run Game, Team	3/27/25 at TOR (12)
15+-Run Game, Team	6/20/24 at NYY (17)
20+-Run Game, Team	9/28/00 vs. TOR (23)
Back-to-Back HR	Laureano/Westburg, 4/19/25 vs. CIN (7 th inning)
Back-to-Back HR to Start First Inning	Mullins/Henderson, 4/19/25 vs. CIN
Back-to-Back-to-Back HR	Schoop/Davis/Mancini, 8/6/17 vs. DET (1 st inning)
Back-to-Back-to-Back HR to Start First Inning	Flaherty/Hardy/Markakis, 5/10/12 (G1) vs. TEX
2 Back-to-Back HRs, Same Game	Mullins/Henderson (1 st), Laureano/Westburg (7 th) 4/19/25 vs. CIN
Leadoff Home Run	Cedric Mullins, 4/19/25 vs. CIN (Greene)
Walk-Off Win	Anthony Santander (HR), 9/19/24 vs. SF (Walker)
Walk-Off Home Run	Anthony Santander, 9/19/24 vs. SF (Walker)
Walk-Off Grand Slam	Manny Machado, 8/18/17 vs. LAA (Middleton)
Walk-Off Home Run, Eutaw St.	Rio Ruiz, 8/11/19 vs. HOU (Osuna)
Home Run, 15 th Inning or later	Jonathan Villar, 7/25/19 at LAA (Canning)
Home Run, 17 th Inning or later	Adam Jones, 5/6/12 at BOS (McDonald)
Home Run by a Pitcher	Zack Britton, 7/3/11 at ATL (Beachy)
2-Home Run Game by a Pitcher	Milt Pappas, 8/27/61 at MIN (Ramos)
Oriole to hit a Home Run for 1 st ML hit	Connor Norby, 6/4/24 at TOR (Pearson)
Oriole w/ 2 Home Runs in one inning	Mark Trumbo, 4/15/16 at TEX (7 th inning, Pérez, Faulkner)
Oriole w/ 3 Home Runs in consecutive innings	Manny Machado, 8/7/16 at CWS (1 st , 2 nd , 3 rd inning, Shields, Albers)
5-Hit Game	Adley Rutschman, 6/21/24 at HOU
6-Hit Game	Cal Ripken, Jr., 6/13/99 at ATL
5-RBI Game	Cedric Mullins, 3/27/25 at TOR
6-RBI Game	Adley Rutschman, 6/9/24 at TB
7-RBI Game	Ryan Mountcastle, 4/11/23 vs. OAK (9)
8-RBI Game	Ryan Mountcastle, 4/11/23 vs. OAK (9)
9-RBI Game	Ryan Mountcastle, 4/11/23 vs. OAK
PITCHING	
Perfect Game	Never
No-Hitter	5/5/21 at SEA (Means)
1-Hitter	5/26/24 at CWS (Bradish, Coulombe, Cano, Kimbrel)
Complete Game	9/23/22 vs. HOU (Kremer)
Shutout	9/23/22 vs. HOU (Kremer)
Team Shutout	9/6/24 vs. TB (Kremer, Cano, Pérez, Domínguez)
Consecutive CG, Pitcher	Sidney Ponson (2), 5/16-22/04
Consecutive Shutouts, Pitcher	Mike Mussina (2), 9/26-10/1/95
Consecutive CG, Team	5/13-14/11 (Guthrie/Bergesen)
Consecutive Shutouts, Team	4/18-19/23 at WSH
10+ Strikeout Game, Pitcher	Charlie Morton (10), 4/3/25 vs. BOS
15+ Strikeout Game, Pitcher	Erik Bedard (15), 7/7/07 at TEX
10+ Strikeout Game, Team	4/3/25 vs. BOS (11)
15+ Strikeout Game, Team	4/24/24 at LAA (16)
4+ Strikeouts in an inning	Mike Cuellar (4), 5/29/70 at CAL
Immaculate Inning	Kevin Gausman, 4/23/18 vs. CLE (7 th inning)
MISCELLANEOUS	
Hit for the Cycle	Cedric Mullins, 5/12/23 vs. PIT (7 th in club history)
Steal of Home	Cedric Mullins, 8/12/21 vs. DET
Position Player to Pitch	Gary Sánchez, 4/19/25 vs. CIN (1.0 IP, 2 H, 4 R, BB, HR)
Triple Play Turned	9/18/22, Bottom 3 rd at TOR (Chapman batting/Kremer pitching)
	Scoring: 6-4-3 (Mateo-Vavra-Aguilar)
Manager Ejection	Brandon Hyde, 4/13/25 vs. TOR (18 th career)
Player Ejection	Ryan O’Hearn, 8/21/24 at NYM (2 nd career)
WINNING SWEEPS	
2-Game, at OPACY	September 26-27, 2023 vs. WSH
2-Game, Road	April 18-19, 2023 at WSH
3-Game, at OPACY	April 15-17, 2024 vs. MIN
3-Game, Road	September 27-29, 2024 at MIN
4-Game, at OPACY	July 7-10, 2022 vs. LAA
4-Game, Road	June 7-10, 2024 at TB
Doubleheader	June 25, 2016 vs. TB

2025 OUTFIELD ASSISTS						
Outfielder	1B	2B	3B	HP	TOTAL	ERRORS (F-T)
Dylan Carlson	-	-	-	-	-	-
Colton Cowser	-	-	-	-	-	-
Heston Kjerstad	-	1	-	-	1	-
Ramón Laureano	-	2	-	-	2	1 (0-1)
Jorge Mateo	-	-	-	-	-	1 (1-0)
Cedric Mullins	-	-	-	-	-	1 (1-0)
Ryan O’Hearn	-	-	-	-	-	-
Tyler O’Neill	1	2	-	1	4	-
Team Totals	1	5	-	1	7	3 (2-1)

2025 CATCHING BREAKDOWN							
	Errors		SB	Pick-offs			
Catcher	F-T-C	PB	CCS-ATT	1B-2B-3B	Inn.	ERA	W-L (GS)
Adley Rutschman	0-1-0	0	2-19	0-1-0	130.0	5.88	7-8
Gary Sánchez	0-0-0	1	0-1	1-0-0	54.0	4.33	2-4
Totals	0-1-0	1	2-20	1-1-0	184.0	5.43	9-12

SCORING BY INNING										
	1	2	3	4	5	6	7	8	9	Extras Totals
OPPONENTS	14	11	21	17	15	7	9	15	8	1 118
ORIOLES	16	13	12	8	7	11	12	18	1 0	98


ORIOLES WHO MADE THEIR MAJOR LEAGUE DEBUT IN 2025			
DATE	PLAYER	STATS	NOTES
3/30 at TOR	Tomoyuki Sugano	L: 4.0 IP, 4 H, 2 R, 2 ER, 2 BB, 1 K	Game Started
4/19 vs. CIN	Brandon Young	ND: 4.0+ IP, 7 H, 3 R, 3 ER, 3 BB, 3 K, HR	Game Started


2025 SCHEDULE





G#	DATE	OPP.	W-L	SCORE	WP/LP/SV	REC	POS	GA/GB	ATT.
1	3/27	at TOR	W	12-2	Eflin/Berrios	1-0	T-1 st	+0.5	40,734
2	3/28	at TOR	L	8-2	Gausman/Morton	1-1	T-3 rd	-0.5	26,289
3	3/29	at TOR	W	9-5	Kremer/Lovelady	2-1	2 nd	-0.5	27,005
4	3/30	at TOR	L	3-1	Bassitt/Sugano/Hoffman	2-2	3 rd	-1.5	21,069
5	3/31	vs. BOS	W	8-5	Dominguez/Newcomb	3-2	3 rd	-1.0	45,002*
MARCH TOTALS: 3-2			TEAM ERA: 4.60		TEAM AVG: .305				
6	4/1	OFF DAY				3-2	4 th	-1.0	
7	4/2	vs. BOS	L	3-0	Crochet/Eflin/Chapman	3-3	4 th	-1.5	18,146
8	4/3	vs. BOS	L	8-4	Kelly/Morton	3-4	T-4 th	-2.0	16,656
9	4/4	at KC	L	8-2	Lugo/Kremer	3-5	5 th	-2.5	14,196
10	4/5	at KC	W	8-1	Sugano/Wacha	4-5	5 th	-2.5	14,383
11	4/6	at KC	L	4-1	Bubic/Povich/Estévez	4-6	5 th	-2.5	19,098
12	4/7	at AZ	W	5-1	Eflin/Gallen	5-6	T-4 th	-1.5	20,333
13	4/8	at AZ	L	4-3	Kelly/Morton/Martinez	5-7	4 th	-2.0	23,843
14	4/9	at AZ	L	9-0	Pfaadt/Kremer	5-8	5 th	-2.5	22,411
15	4/10	OFF DAY				5-8	5 th	-2.5	
16	4/11	vs. TOR	**POSTPONED**		Rescheduled for 7/29 (DH)	5-8	5 th	-2.5	
17	4/12	vs. TOR	W	5-4	Baker/Francis/Bautista	6-8	T-4 th	-2.0	22,130
18	4/13	vs. TOR	L	7-6	Hoffman/Bowman	6-9	5 th	-2.5	27,193
19	4/14	OFF DAY				6-9	5 th	-2.5	
20	4/15	vs. CLE	L	6-3	Allen/Morton/Clase	6-10	5 th	-3.5	14,203
21	4/16	vs. CLE	W	9-1	Kremer/Williams	7-10	5 th	-3.5	13,964
22	4/17	vs. CLE	W	6-2	Sugano/Bibee	8-10	4 th	-3.5	16,201
23	4/18	vs. CIN	L	8-3	Abbott/Povich	8-11	4 th	-4.5	42,587*
24	4/19	vs. CIN	W	9-5	Dominguez/Greene/Bautista	9-11	4 th	-3.5	28,534
25	4/20	vs. CIN	L	24-2	Rogers/Morton/Wynne	9-12	4 th	-4.5	19,053
26	4/21	OFF DAY				9-12	4 th	-4.0	
27	4/22	at WSH	6:45 PM	MASN2					
28	4/23	at WSH	6:45 PM	MASN2					
29	4/24	at WSH	6:45 PM	MASN2					
30	4/25	at DET	6:40 PM	MASN2					
31	4/26	at DET	1:10 PM	MASN2					
32	4/27	at DET	1:40 PM	MASN2					
33	4/28	vs. NYY	6:35 PM	MASN					
34	4/29	vs. NYY	6:35 PM	MASN					
35	4/30	vs. NYY	6:35 PM	MASN					
APRIL TOTALS: 6-10			TEAM ERA: 5.68		TEAM AVG: .207				
36	5/1	OFF DAY							
37	5/2	vs. KC	7:05 PM	MASN					
38	5/3	vs. KC	7:15 PM	FOX					
39	5/4	vs. KC	1:35 PM	MASN					
40	5/5	OFF DAY							
41	5/6	at MIN	7:40 PM	MASN					
42	5/7	at MIN	7:40 PM	MASN					
43	5/8	at MIN	1:10 PM	MASN					
44	5/9	at LAA	9:38 PM	MASN					
45	5/10	at LAA	9:38 PM	MASN					
46	5/11	at LAA	4:07 PM	MASN2					
47	5/12	OFF DAY							
48	5/13	vs. MIN	6:35 PM	MASN2					
49	5/14	vs. MIN	6:35 PM	MASN2					
50	5/15	vs. MIN	12:35 PM	MASN2					
51	5/16	vs. WSH	7:05 PM	MASN					
52	5/17	vs. WSH	4:05 PM	MASN FS1^					
53	5/18	vs. WSH	1:35 PM	MASN					
54	5/19	at MIL	7:40 PM	MASN					
55	5/20	at MIL	7:40 PM	MASN2					
56	5/21	at MIL	1:10 PM	MASN2					
57	5/22	at BOS	6:45 PM	MASN					
58	5/23	at BOS	7:10 PM	MASN					
59	5/24	at BOS	4:10 PM	MASN FS1^					
60	5/25	at BOS	1:35 PM	MASN					
61	5/26	vs. STL	3:05 PM	MASN					
62	5/27	vs. STL	6:35 PM	MASN					
63	5/28	vs. STL	6:35 PM	MASN					
64	5/29	OFF DAY							
65	5/30	vs. CWS	7:05 PM	MASN					
66	5/31	vs. CWS	4:05 PM	MASN					
MAY TOTALS: 0-0			TEAM ERA: ---		TEAM AVG: ---				
67	6/1	vs. CWS	1:35 PM	MASN					
68	6/2	OFF DAY							
69	6/3	at SEA	9:40 PM	MASN2					
70	6/4	at SEA	9:40 PM	MASN2					
71	6/5	at SEA	3:40 PM	MASN2					
72	6/6	at ATH	10:05 PM	MASN2					
73	6/7	at ATH	10:05 PM	MASN					
74	6/8	at ATH	4:05 PM	MASN2					
75	6/9	OFF DAY							
76	6/10	vs. DET	6:35 PM	MASN2					
77	6/11	vs. DET	6:35 PM	MASN2					
78	6/12	vs. DET	6:35 PM	MASN2					
79	6/13	vs. LAA	7:05 PM	Apple TV+					
80	6/14	vs. LAA	4:05 PM	MASN					
81	6/15	vs. LAA	1:35 PM	MASN					
82	6/16	at TB	7:35 PM	MASN2					
83	6/17	at TB	7:35 PM	MASN2					
84	6/18	at TB	7:35 PM	MASN2					
85	6/19	at TB	7:35 PM	MASN2					
86	6/20	at NYY	7:05 PM	MASN					
87	6/21	at NYY	1:05 PM	MASN					
88	6/22	at NYY	11:35 AM	Roku					
89	6/23	vs. TEX	6:35 PM	MASN					
90	6/24	vs. TEX	6:35 PM	MASN					
91	6/25	vs. TEX	6:35 PM	MASN					
92	6/26	OFF DAY							
93	6/27	vs. TB	7:05 PM	Apple TV+					
94	6/28	vs. TB	4:05 PM	MASN					
95	6/29	vs. TB	1:35 PM	MASN					
96	6/30	at TEX	8:05 PM	MASN					
JUNE TOTALS: 0-0			TEAM ERA: ---		TEAM AVG: ---				
97	7/1	at TEX	8:05 PM	MASN					
98	7/2	at TEX	8:05 PM	MASN					
99	7/3	OFF DAY							
100	7/4	at ATL	7:15 PM	MASN					
101	7/5	at ATL	4:10 PM	MASN2					
102	7/6	at ATL	11:35 AM	Roku					
103	7/7	OFF DAY							
104	7/8	vs. NYM	6:35 PM	MASN					
105	7/9	vs. NYM	7:05 PM	MASN					
106	7/10	vs. NYM	1:05 PM	MASN					
107	7/11	vs. MIA	7:05 PM	MASN					
108	7/12	vs. MIA	4:05 PM	MASN					
109	7/13	vs. MIA	1:35 PM	MASN					

	DATE	OPP.	W-L	SCORE	WP/LP/SV	REC	POS	GA/GB	ATT.
	7/14	Home Run Derby (Truist Park - Atlanta, GA)							
	7/15	MLB All-Star Game (Truist Park - Atlanta, GA)							
	7/16-17 All-Star Break								
96	7/18	at TB	7:35 PM	MASN2					
97	7/19	at TB	7:05 PM	MASN2					
98	7/20	at TB	12:10 PM	MASN2					
99	7/21	at CLE	6:40 PM	MASN2					
100	7/22	at CLE	6:40 PM	MASN2					
101	7/23	at CLE	6:40 PM	MASN2					
102	7/24	at CLE	1:10 PM	MASN					
103	7/25	vs. COL	7:05 PM	MASN					
104	7/26	vs. COL	7:05 PM	MASN					
105	7/27	vs. COL	1:35 PM	MASN					
106	7/28	vs. TOR	6:35 PM	MASN					
107	7/29-1	vs. TOR	12:35 PM	MASN					
108	7/29-2	vs. TOR	6:35 PM	MASN					
109	7/30	vs. TOR	12:35 PM	MASN					
JULY TOTALS:		0-0	TEAM ERA: ---		TEAM AVG: ---				
110	8/1	at CHC	2:20 PM	MASN2					
111	8/2	at CHC	2:20 PM	MASN2 FS1*					
112	8/3	at CHC	2:20 PM	MASN2					
113	8/4	at PHI	6:45 PM	MASN					
114	8/5	at PHI	6:45 PM	MASN					
115	8/6	at PHI	12:35 PM	MASN					
	8/7	OFF DAY							
116	8/8	vs. ATH	7:05 PM	MASN					
117	8/9	vs. ATH	7:05 PM	MASN					
118	8/10	vs. ATH	1:35 PM	MASN					
	8/11	OFF DAY							
119	8/12	vs. SEA	6:35 PM	MASN					
120	8/13	vs. SEA	6:35 PM	MASN					
121	8/14	vs. SEA	1:05 PM	MASN2					
122	8/15	at HOU	8:10 PM	MASN2					
123	8/16	at HOU	7:10 PM	MASN2					
124	8/17	at HOU	2:10 PM	MASN					
125	8/18	at BOS	7:10 PM	MASN					
126	8/19	at BOS	7:10 PM	MASN					
	8/20	OFF DAY							
127	8/21	vs. HOU	7:15 PM	FOX					
128	8/22	vs. HOU	7:05 PM	MASN					
129	8/23	vs. HOU	7:05 PM	MASN					
130	8/24	vs. HOU	1:35 PM	MASN					
131	8/25	vs. BOS	6:35 PM	MASN					
132	8/26	vs. BOS	6:35 PM	MASN					
133	8/27	vs. BOS	6:35 PM	MASN					
134	8/28	vs. BOS	1:05 PM	MASN					
135	8/29	at SF	10:15 PM	MASN2					
136	8/30	at SF	7:15 PM	FOX					
137	8/31	at SF	4:05 PM	MASN2					
AUGUST TOTALS:		0-0	TEAM ERA: ---		TEAM AVG: ---				
138	9/1	at SD	6:40 PM	MASN2					
139	9/2	at SD	9:40 PM	MASN2					
140	9/3	at SD	4:10 PM	MASN2					
	9/4	OFF DAY							
141	9/5	vs. LAD	7:05 PM	MASN					
142	9/6	vs. LAD	7:05 PM	MASN					
143	9/7	vs. LAD	1:35 PM	MASN					
	9/8	OFF DAY							
144	9/9	vs. PIT	6:35 PM	MASN					
145	9/10	vs. PIT	6:35 PM	MASN					
146	9/11	vs. PIT	1:05 PM	MASN					
147	9/12	at TOR	7:07 PM	MASN2					
148	9/13	at TOR	3:07 PM	MASN2					
149	9/14	at TOR	1:37 PM	MASN2					
150	9/15	at CWS	7:40 PM	MASN2					
151	9/16	at CWS	7:40 PM	MASN2					
152	9/17	at CWS	2:10 PM	MASN2					
153	9/18	vs. NYY	7:15 PM	FOX					
154	9/19	vs. NYY	7:05 PM	MASN					
155	9/20	vs. NYY	7:05 PM	MASN					
156	9/21	vs. NYY	1:35 PM	MASN					
	9/22	OFF DAY							
157	9/23	vs. TB	6:35 PM	MASN2					
158	9/24	vs. TB	6:35 PM	MASN2 FS1*					
159	9/25	vs. TB	1:05 PM	MASN					
160	9/26	at NYY	7:05 PM	MASN					
161	9/27	at NYY	1:05 PM	MASN					
162	9/28	at NYY	3:05 PM	MASN					
SEPTEMBER TOTALS:		0-0	TEAM ERA: ---		TEAM AVG: ---				
*Indicates home sellout									
^Indicates out-of-market broadcast									
Pitchers in CAPS indicates complete game									
All times listed are Eastern									
MASN and MASN2 games can also be streamed locally via MASN+									
All games broadcast on the Orioles Radio Network and 98 Rock 97.9 FM/HD2 & WBAL NewsRadio 1090 AM/101.5 FM									









DELAYS & POSTPONEMENTS			
DATE	OPPONENT (Reason)	TIME (Delay)	RESULT
4/11	vs. TOR (rain)	Postponed	Rescheduled for DH on 7/29
TOTAL TIME OF DELAYS: 0:00 (21:58 in 2024)			
COLDEST GAME TIME TEMPERATURE: 45 degrees, April 5 at Kansas City (W, 8-1)			
WARMEST GAME TIME TEMPERATURE: 85 degrees, April 8 at Arizona (L, 4-3)			