



1924-2014

Will Venable
2013 Team MVP



2014 SAN DIEGO PADRES
MEDIA GUIDE

costars in the community

For 10 years, Petco has been a proud supporter of the Padres at Petco Park. That's because we know people are as passionate about sports as they are about pets.



the power of together™



TABLE OF CONTENTS

REMEMBERING JERRY COLEMAN	2-3	Relief Pitching Records	213
PADRES IN THE COMMUNITY	4-8	The Last Time It Happened	214-215
Padres Go Green	8	Longest Games In Padres History	215
2014 FRONT OFFICE	9-22	Rainouts & Delays	216
Front Office Directory	9-12	Triple Plays	216
Ownership	13	Longest Padres Hitting Streaks	216
Fowler, Ron	14	Last Trade With	217
Dee, Mike	15	Postseason History (By Year)	218-225
Byrnes, Josh	16	All-Time Roster	226-229
Executives	17-18	National Baseball Hall of Fame	230
Baseball Operations	19-22	OPPONENTS	231-241
2014 SAN DIEGO PADRES	23-156	Arizona Diamondbacks	232
Black, Bud	24-25	Atlanta Braves	232
Coaching Staff	26-32	Chicago Cubs	233
Baseball Support Staff	33-35	Cincinnati Reds	233
Medical Staff	36	Colorado Rockies	234
Player Bios	37-152	Los Angeles Dodgers	234
Building of 40-Man Roster	153	Miami Marlins	235
40-Man Roster	154	Milwaukee Brewers	235
Non-Roster Invitees	155	New York Mets	236
Padres.com	156	Philadelphia Phillies	236
2013 SEASON IN REVIEW	157-168	Pittsburgh Pirates	237
Season Highlights	158	St. Louis Cardinals	237
Batting Statistics	159	San Francisco Giants	238
Pitching Statistics	159	Washington Nationals	238
Runs Scored By Inning	160	Chicago White Sox	239
Record By Days	160	Cleveland Indians	239
Record By Months	160	Detroit Tigers	240
Starters And Relievers	160	Kansas City Royals	240
Record When	160	Minnesota Twins	241
Starts By Batting Order	160	Seattle Mariners	241
Starts By Position	160	PLAYER DEVELOPMENT	243-280
Ejections	161	Scouting & Player Development Staff	244-247
Home Run Notes	161	Scouts	248-251
Disabled List	161	Award Winners and All-Stars	252-253
Win-Loss Breakdown	161-162	Organizational Leaders	254
Highs And Lows	162-163	El Paso Chihuahuas (Triple-A)	255-257
Day-By-Day Results	163-166	San Antonio Missions (Double-A)	258-260
Transactions	166-168	Lake Elsinore Storm (Single-A)	261-263
HISTORY AND RECORDS	169-230	Fort Wayne TinCaps (Single-A)	264-266
Padres Hall of Fame	170-172	Eugene Emeralds (Short-A)	267-269
Padres in Cooperstown	172	Arizona League Padres (Rookie)	270-273
Retired Numbers	172	DSL Padres (Rookie)	274-276
Local Award Winners	173	Dominican Republic Baseball Park	277
National Award Winners	174	Padres Affiliate History	278
All-Star Selections	175	2013 First-Year Player Draft	279
Annual Standings & Attendance	176	All-Time First-Round Draft Picks	280
Interleague Play Results	177	Players	281-320
Annual Records vs. Opponents	178	MISCELLANEOUS	321-336
All-Time Records vs. Opponents	179	Petco Park Information	322-326
Attendance Records	179	Communications Staff	327
Opening Day History	180-183	Media Guidelines	327
Annual Batting Totals	184	Local Media	328
Annual Pitching Totals	185	Broadcasters	329-334
Annual Batting Leaders	186-188	Spring Training	335
Annual Pitching Leaders	189-191	Petco Park Seating Chart	336
Career Batting Leaders	192-193	MISC. INFO CHARTS	
Career Pitching Leaders	194-195	Month-by-Month Records	103
Single-Season Batting Leaders	196-197	10+ Strikeout Games	119
RBI Leaders By Position	197	Top Single-Game Strikeout Performances	121
Single-Season Pitching Leaders	198-199	20-Game Winners	122
Low-Hit Games	200-201	2014 Road Trip Mileage	127
Home Run History	202	Padres Expansion Draft Selections	131
Single-Season Records	203-205	Padres Birthdays	144
Longest Winning Streaks	204	20-HR, 20-SB Seasons	147
Single-Game Records	206-208	MLB and SD Debut Dates	149
Inning Records	209	Pronunciation Guide	155
Doubleheader Records	210	Alphabetical Roster	155
Consecutive Records	210-211	Won-Loss Breakdown	242
Rookie Records	212		
Batting Records By Position	213		



JERRY COLEMAN

A LIFE WELL-LIVED 1924-2014

Gerald Francis Coleman was a Marine, above all else.

Born on September 14, 1924 in San Jose, Calif., Coleman spent his youth playing baseball in his San Francisco neighborhood. At the age of 17, because he was too young to enlist in the United States Military, Coleman stepped onto the professional baseball field as a minor leaguer for the New York Yankees. Major League Baseball was fortunate to have Jerry Coleman for 71 of his 89 years of life.

THE COLONEL

Holds the distinction of being the only Major League player to see active combat in two wars, World War II and the Korean War.

A Marine pilot, his military service record includes 120 missions, earning him two Distinguished Flying Crosses, 13 Air Medals and three Navy citations.



Retired from the United States Marine Corps at the rank of lieutenant colonel, a title that would follow him into his broadcasting career, endearing him to all as "The Colonel."

"OH DOCTOR!"

Inducted in to several Hall of Fames, including: Padres Hall of Fame (2001), National Baseball Hall of Fame's Ford C. Frick winner (2005), U.S. Marine Corps Sports Hall of Fame (2005), National Radio Hall of Fame (2007) & the Bay Area Sports Hall of Fame (2007).

Received a Lifetime Achievement Award at the 60th annual Golden Mike awards in 2010.

For 22 seasons, called the CBS Radio Network's "Game of the Week."



Left the broadcast booth for one season to manage the Padres in 1980.

Called games for the Yankees radio network, WCBS, and television network, WPIX, for seven years, including calling Mickey Mantle's 500th career home run in 1967, his former teammate and roommate: "Here's the payoff pitch... This is IT! There it goes! It's out of here!"

Broadcasted for the California Angels for two years from 1970-71 before joining the Padres broadcast team in 1972.

"YOU CAN HANG A STAR ON THAT, BABY!"



Played parts of nine Major League seasons with the New York Yankees, hitting .263 (558-for-2119) with 77 doubles, 18 triples, 16 home runs, 217 RBI, 267 runs scored, 22 stolen bases, a .340 on-base percentage and a .339 slugging percentage over 723 games played.

Named Rookie of the Year by the Associated Press in 1949, hitting .275 (123-for-447) with 21 doubles, five triples, two home runs, 42 RBI, 54 runs scored, a .367 on-base percentage and a .358 slugging percentage...finished third among American League Rookie of the Year voting by the Baseball Writers Association of America.

Named an All-Star in 1950, playing in a career-high 153 games for the Yankees, hitting .287 (150-for-522) with 19 doubles, six triples, six home runs, 69 RBI and 69 runs scored.

Played on six World Series clubs for the Yankees, with the Yankees winning four of those six. Earned World Series MVP honors in 1950, as the Yankees swept the Phillies in four games.

In his final season, 1957, hit .364 for the Yankees in a World Series loss against the Milwaukee Brewers.





PADRES IN THE COMMUNITY

The San Diego Padres are committed to being active participants in the community to make a meaningful impact on the region's youth, military and first responder communities in the San Diego and Baja region. We take great pride in giving back to the community by implementing and supporting programs that build community pride and make a difference.

JOIN US AND VOLUNTEER!

In 2014, the Padres introduced their newest community-wide initiative which encourages and facilitates volunteerism. This program will mobilize Padres fans to work hand in hand, supporting our neighbors throughout the region to make a tangible, visible difference in our community through volunteer service. For more information on the program visit www.padres.com/volunteer.

YOUTH BASEBALL PROGRAMS



- **San Diego Padres Youth Baseball Initiative:** For the third year, more than 14,000 youth baseball players representing more than 1,000 teams in the San Diego area received Padres-branded jersey and matching caps. The jerseys and caps are provided to the leagues at no cost and represent 12 different styles of jerseys that the team has worn through the years. The Padres encourage the leagues to use their uniform funds for field improvements and field infrastructure to benefit the entire league.
- **Jr. RBI/RBI:** (Reviving Baseball in Inner Cities): In partnership with the San Diego Hall of Champions, this program encourages participation in baseball among underserved youth through skill development clinics and friendly competitions. Jr. RBI consists of players ages 5 to 12, and RBI consists of players ages 13 to 18. The Padres host the Jr. RBI program at three YMCA sites and one military site throughout the county. The RBI program expansion is new for 2014.
- **STAR/PAL (Sports, Training, Academics and Recreation / Police Athletic League)** facilitates youth baseball clinics throughout the county in partnership with the Padres. The STAR/PAL coaches are members of the county's law enforcement agencies, allowing the kids to have a positive interaction with members of law enforcement community.
- **Baseball and Softball Coaches Clinics** are free events to teach the volunteer youth coaches age-appropriate skills and drills enabling them to be better, more effective coaches.
- **The UMPS CARE** initiative pairs kids from the local Big Brothers, Big Sisters chapter with our visiting big league umpires. The "Littles" and "Bigs" receive special tickets to the Padres game, the opportunity to visit and spend time with the umpires on the field just before first pitch.
- **Buses for Baseball** is an MLB-initiative that brings kids from underserved areas of San Diego to the ballpark for a special meet and greet with a Padres players and the opportunity to enjoy a game.
- **The Baseball Tomorrow Fund**, a program of Major League Baseball, works with us to host an annual baseball/softball equipment drive at the ballpark. Volunteers collect the gently-used items and donate them to teams in need.

THE CLUB'S EFFORTS IN THIS AREA ALSO INCLUDE:

- **Hosting Little League, Pony League and ASA Softball Days** at the ballpark which includes the opportunity for these youth players to parade along the warning track prior to a game....many of them in their Padres jerseys. These special days also allow us to honor the volunteer coaches and parents.
- **Pitch, Hit and Run** is an annual competition held in all 30 MLB markets. The Padres host a regional competition each year on the field at Petco Park.

PADRES IN THE COMMUNITY

2014 PADRES

EDUCATION

- **Padres Scholars:** This year we celebrate the 20th anniversary of the Padres Scholars program, an educational initiative that identified nearly 400 economically challenged, but academically talented students to receive college scholarships from the Padres ownership, players, coaches, sponsors and fans. Through the course of the program the Padres Foundation raised more than \$2.3 million to support Padres Scholars who were accepted to prestigious schools including Yale University, University of San Diego, Georgetown, BYU, UCSD, London School of Economics, Brown, Howard, UCLA, USC, and Harvard.
- **Teacher Appreciation Night:** Celebrates the region's teachers and allows the Padres to place a special spotlight on those teachers who have been selected as San Diego County District Teachers of the Year.
- **Padres Reading Corners:** Padres players visit libraries throughout the season, reading books to the neighborhood's kids and sharing the importance of reading.
- **Book Drive:** New in 2014, the Padres will host a book drive to support local reading programs.
- **Padres Summer Reading Program:** This partnership with San Diego county libraries encourages the local librarians to reward successful summer readers with tickets to a Padres game.

HEALTH

The Padres place a high priority on reaching out to children who are battling life-threatening conditions, hoping to provide special memories for them and their families during visits to Petco Park.



- **“VIPs” Very Important Padres:** Working closely with the Make-A-Wish Foundation, the Club hosts groups of children to the ballpark to visit with Padres players, receive special gifts and also enjoy a game from a suite.

- **Nan's Kids:** The Padres share a special relationship with Rady Children's Hospital thanks to Manager Bud Black's wife, Nan, who's a pediatric nurse at the hospital. For years, Padres players, coaches and front office staff have been touched by the thousands of families from Rady Children's Hospital. Nan's Kids are hosted at the ballpark and also enjoy special Padres player visits throughout the season.

- **FriarFit presented by the YMCA** helps to promote healthier lifestyle choices for San Diego's kids through healthier food options at the ballpark, conducting the FriarFit “Instant Recess” exercise break before every Sunday home game and providing our “Instant Recess” DVDs to elementary and middle school classes.

- **The Pad Squad and Swingin' Friar** made more than 150 community visits last year, many of them in support of schools, local charities and community centers.

THE PADRES WORK WITH MAJOR LEAGUE BASEBALL ON THE FOLLOWING INITIATIVES:

- **Mother's Day “Honorary Bat Girl”** program honors a breast cancer survivor and her family at the ballpark on Mother's Day.

- **Stand Up to Cancer** program raises funds for collaborative cancer research.

- **Father's Day prostate cancer awareness** program helps us honor Dads over Father's Day weekend.

- **Play Smart in the Sun** is an educational program

promoting sun safety and encouraging annual screenings.

- **P.L.A.Y.** - Promoting A Lifetime of Activity for Youth educates youth about healthy lifestyle choices and decisions.



PADRES IN THE COMMUNITY



HONORING THOSE WHO SERVE - OUR MILITARY AND FIRST RESPONDER COMMUNITY

- **First Responder Appreciation Program:** Launched in 2013, the Padres are proud to continue recognizing San Diego's First Responder community specifically, Police, Fire-Rescue, and Sheriff personnel and their families, for their service to San Diego. The program includes special pre-game ceremonies, ticket discounts, and in game recognition held every Tuesday home game starting in May and continuing throughout the season. The Padres are proud to recognize and support non-profits who support San Diego's First Responder agencies.



MILITARY APPRECIATION PROGRAM - "TEAM FOR THE MILITARY"

- **Military Sundays:** Every home Sunday game is a Military Salute to honor and thank our military while educating fans about San Diego's military, veterans, families and the non-profit organizations which support them. Padres players wear camouflage jerseys each Sunday home game. In 2014, the 13 Military Sundays will kick off with April 13 Military Opening Day presented by Northrup Grumman celebrating San Diego's vast military history and our hometown heroes. Branch Appreciation Days presented by USAA will recognize each branch of the Armed Services.
- **Military Family Support:** The Padres will recognize and thank military families who also serve with courage, resilience and strength on Military Spouse Appreciation Day, Salute to the Military Child, Military Family Salute and during a Military Kids Baseball clinic.
- **Marine Recruit Sundays:** Continuing a long-standing tradition with the Padres, recruits from the Marine Corps Recruit Depot are permitted to attend a Sunday Padres home game prior to graduation. These recruits are hosted in partnership with USAA.
- **Player Outreach:** Padres players visit with members of the Armed Forces during each homestand and also visit local military installations and Balboa Naval Hospital. Care packages are sent to troops in Afghanistan and other military installations around the world throughout the season.
- **Reenlistments:** The Padres encourage service members to hold their reenlistments at Petco Park where they can conduct a personal on-field ceremony prior to baseball games in front of their family and friends. The Padres thank and honor them for their continued service to our nation.
- **Military Website:** In 2011, the Padres launched www.padres.com/military, a website dedicated to those who protect our county, providing a platform for each branch of the Armed Services to share their stories and experiences of our military's men, women, and veterans and their families. The website also serves as an information portal to showcase non-profit programs supporting the military program.



PADRES IN THE COMMUNITY

QUÉ PADRE

The Padres continue to reach out to our Hispanic fans and fans south of the border through a variety of initiatives:

- **“Estrellas”:** Introduced in 2014 in partnership with local school districts and non-profits, this program supports the effort to reduce high school dropout rates and improve health and fitness behaviors within the Hispanic youth population. “Estrellas” will honor students who display a personal or leadership commitment to living a healthier lifestyle, show academic improvement and/or improve their citizenship grades throughout the year.
- **Comunidad Awards:** For the third year, the Padres will recognize individuals and organizations making a positive impact within the region’s Hispanic community. Our Comunidad Award winners are selected by the Padres’ Hispanic Community Advisory Council (HCAC).
- **Ve a Los Padres con los Padres:** Administered in partnership with Tienda de los Padres, the Club’s store in Tijuana, the program provides fans that live south of the border with a game ticket and transportation to Petco Park. Tienda de los Padres is the only US-based MLB team store outside of the United States. The store gives the Padres the opportunity to give back to the Tijuana community on a grassroots level.
- **Hispanic Community Advisory Council (HCAC):** This group is comprised of community, civic, professional and business leaders who help guide the Padres involvement with the Hispanic community.
- **Spanish-language broadcasts** continue to be an important part of the team’s outreach efforts, connecting our Spanish-speaking fans with the team. The team will broadcast all 162 games on Spanish-language radio with play-by-play by Eduardo Ortega and Juan Avila. In 2014 the Padres will also broadcast 100 games on Spanish language television.
- **Padres Dominican Republic Development Academy:** Committed to producing the next generation of Padres players, the Academy and the Padres continue their commitment to giving back to the community in which their players live and work. The Club funds advanced educational opportunities for the region’s students and teachers; hosts a robust health and fitness curriculum for students and their families; and an afterschool program for the kids in and around the town of Najayo, the location of this world-class baseball training facility.

2014 PADRES

PADRES FOUNDATION

The Padres Foundation serves as the charitable arm of the Padres baseball club. The Foundation is invested in supporting youth and those who serve (military and First Responders) in the San Diego and Baja regions to build community pride through positive connections with fans, players and staff.





PADRES IN THE COMMUNITY



**SAN DIEGO
PADRES GREEN**

PADRES GO GREEN: The San Diego Padres organization and its contracted partners, in collaboration and cooperation with Major League Baseball and federal, state and local governmental agencies, are committed to the development, implementation and execution of the Green Initiative for Petco Park.

The Green Initiative is a comprehensive, proactive and aggressive plan to save energy and reduce waste. Every area of Petco Park plays a role in waste reduction through programs like recycle sorting, food waste composting, plastic wrap and foam diversion, and cooking oil recycling. The Padres make every effort to close the loop, including using landscape compost made from ballpark food waste and biodiesel made from used cooking oil. The goal is to operate the ballpark and its ancillary facilities in an environmentally responsible manner, unequalled by any other facility of its type.

In 2013, the Padres partnered with ECOtality to install five electric vehicle charging stations on the first floor of the Padres Parkade, located at 10th Ave. and J St.

In 2013, the Padres, through collaboration with Hines, Aramark and DNC Sportsservice, far surpassed their goal of a 75 percent recycling rate at Petco Park, reaching 81 percent by year's end. Petco Park aims to exceed that rate again in 2014.

AWARDS AND RECOGNITION

- City of San Diego Recycler of the Year Award (2005, 2009, 2010, 2011, 2013)
- Major League Baseball Green Glove Award – National League Wild Card (2013)
- U.S. EPA's WasteWise Gold Achievement Award for Food Recovery (2011)
- CalRecycle Waste Reduction Award (2011)
- Governor's Environmental and Economic Leadership Award (GEELA) (2010)
- U.S. Environmental Protection Agency's WasteWise Gold Achievement Award for Public Venue Recycling (2009, 2010)
- California Integrated Waste Management Board Waste Reduction Award Program (2009, 2010)
- San Diego Downtown Partnership Sustainability Award (2009)
- Waste Reduction Director's Recycling Award (2007, 2008)
- San Diego Environmental Partner Award (2006)

OFFICERS

Executive Chairman	Ron Fowler
President & Chief Executive Officer	Mike Dee
Executive Vice President, General Manager	Josh Byrnes
Senior Vice President, Public Affairs	Sarah Farnsworth
Senior Vice President, Business Administration & General Counsel	Erik Greupner
Senior Vice President, Baseball Operations	Omar Minaya
Senior Vice President, Chief Marketing Officer	Wayne Partello
Senior Vice President, Chief Financial Officer	Ronda Sedillo
Senior Vice President, Sales & Service	Steven Ziff

EXECUTIVE ASSISTANTS

Executive Assistant to the President & Chief Executive Officer	Amanda Stephen
Executive Assistant to the Executive VP, General Manager	Julie Myers
Executive Assistant to the Senior VP, Chief Financial Officer	Kim Romano
Executive Assistant to the Senior VP, Business Administration & General Counsel	Virginia Schang

ACCOUNTING/FINANCE

Director, Accounting	Todd Bollman
Assistant Director, Payroll & Risk Management	Claire Abernethy
Manager, Accounting	Devin Carr
Financial Analyst	Kara Vermeulen
Accountant, Ticketing & Special Events	Corey Bystedt
Accountant, Accounts Payable & Coordinator, Diverse Business Partners	Gina Jarin
Accountant, Accounts Receivable	Michelle Matsuo
Coordinator, Payroll	Matt Brynie
Coordinator, Workers' Compensation & Risk Management	Darius McGhee
Coordinator, Purchasing	Doris Middleton
Assistant, Accounts Payable	Sue Kopas

PRODUCED BY THE SAN DIEGO PADRES COMMUNICATIONS DEPARTMENT

Wayne Partello- SVP, CMO
 Dave Holtzman - Editor
 Josh Ishoo - Assistant Editor
 Shana Wilson - Assistant Editor
 Jonathan Griffith - Graphic Designer

DESIGN/EDITORIAL ASSISTANCE

Sue Botos Justin Gaspar Harrison Boyd Nhu Tran Sarah Farnsworth Oliver Yambao

INTERIOR PHOTOGRAPHY

Andy Hayt Shana Siler Scott Wachter

PRINTING

Ben Franklin Press • Tempe, AZ

STATISTICS

MLB Baseball Information System
 Elias Sports Bureau
 Stats LLC
 MiLB.com
 Retrosheet.org (Dave Smith)

The information contained within the 2014 San Diego Padres Media Guide is accurate as of February 14, 2014.

It is intended for use by accredited media members. Those desiring to use this information for commercial purposes must contact the Padres Media Relations Department at (619) 795-5265.

For more information about the Padres visit:

www.padres.com
www.padresbeisbol.com
www.facebook.com/padres
www.twitter.com/padres



DIRECTORY

BALLPARK MANAGEMENT

Vice President, Ballpark Operations & General Manager Petco Park	Mark Guglielmo
Director, Event Operations	Ken Kawachi
Director, Guest Services	Kameron Durham
Director, Security	John Leas
Director, Field Operations	Luke Yoder
Manager, Event Operations	Rob Arnold
Manager, Event Operations	Roberto Castro
Manager, Guest Services	Christina Hall
Manager, Transportation & Security	Matt Kennedy
Manager, Premium Services	Shawn Rossi
Assistant Head Groundskeeper	Matt Balough
Supervisor, Event Operations	Mark Schmidt
Coordinator, Loading Dock	Edgar Morales
Assistant, Groundskeeper	Aaron Byrant
Assistant, Groundskeeper	Peter Hayes

BASEBALL OPERATIONS

Vice President, Assistant General Manager	AJ Hinch
Vice President, Assistant General Manager of Player Personnel	Chad MacDonald
Vice President, Assistant General Manager	Fred Uhlman, Jr.
Vice President, Player Development & International Scouting	Randy Smith
Assistant General Manager	Josh Stein
Director, Scouting	Billy Gasparino
Director, Team Travel & Equipment Manager	Brian Prilaman
Manager, Visiting Clubhouse	David Bacharach
Manager, Baseball Operations	Nick Ennis
Manager, Player Development & International	Juan Lara
Manager, Minor Leagues	Warren Miller
Manager, Peoria Clubhouse	Zach Nelson
Architect, Baseball Systems	Wells Oliver
Developer, Baseball Systems	Brian McBurney
Special Assistant, Baseball Operations	Mark Loretta
Special Assistant to the GM	Mark Kotsay
Assistant, Baseball Operations	Mark Prior
Assistant to the Director, Amateur Scouting	Eddie Cifardini
Assistant to Peoria Administration	Todd Stephenson
Assistant to Baseball Operations/Professional Scouting	Alex Slater
Advance Scout, Major League	Eric Junge
Advance Scout, Baseball Operations	Ben Sestanovich
Coordinator, Peoria Operations	Linda Barron
Coordinator, Video – Clubhouse	Mike Tompkins
Coordinator, Video – Scouting/Player Development	Matt Schaffner
Assistant Equipment Manager & Umpire Room Attendant	Tony Petricca
Assistant to the Equipment Manager, Clubhouse	Spencer Dallin
Head Athletic Trainer	Todd Hutcheson
Assistant Athletic Trainer	Paul Navarro
Strength & Conditioning Coach	Brett McCabe
Physical Therapist/Coordinator, Medical Services	Rick Stauffer
Massage Therapist	Philip Kerr

BUSINESS INTELLIGENCE

Manager, Business Strategy & Analytics	Ryan Gustafson
Manager, Database & CRM Operations	Lisa Beno
Senior Business Analyst	Scott Robish

COMMUNICATIONS

Director, Communications	David Holtzman
Manager, Communications & Broadcasters	Shana Wilson
Manager, Media Relations	Josh Ishoo
Broadcasters	Juan Avila
.....	Dick Enberg
.....	Mark Grant
.....	Ted Leitner
.....	Eduardo Ortega
.....	Bob Scanlan

COMMUNITY RELATIONS

Vice President, Community Relations	Sue Botos
Manager, Latino Affairs	Alex Montoya
Manager, Community Relations	Veronica Nogueira
Manager, Community Relations & Padres Foundation	Nhu Tran
Coordinator, Community Relations & Padres Foundation	Christina Papasedero

CONCESSIONS & RETAIL

Vice President, Concessions & Retail	Scott Marshall
Manager, Promotions & Merchandising	Michael Babida

CORPORATE PARTNERSHIPS

Vice President, Corporate Partnerships	Jarrold Dillon
Manager, Partnership Services	Evin Martinez
Manager Partnership Services	Eddie Quinn
Manager, Partnership Development	Greg Schwartz
Manager, Partnership Development	Alyssa Shuman
Manager, Partnership Development	Ryan Thorvaldsen
Manager, Partnership Fulfillment	Michelle Willette
Account Manager, Partnership Development	Ryan Sollazzo
Assistant, Partnership Fulfillment	Kaitlynn Reilly

ENTERTAINMENT & PRODUCTION

Director, Entertainment & Production	Erik Meyer
Manager, Game Presentation & Production	Jennifer Cota
Manager, In-Park Entertainment	Mike Grace
Manager, Entertainment & Production Engineer	Hendrik Jaehn
Graphic Animator	Jahil Nelson
Producer & Editor	Stephanie Yang
Producer, Video	Sandy O'Toole
Video Show Director & Videographer	David Desrochers

HUMAN RESOURCES

Director, Human Resources	Sara Greenspan
Human Resources Business Partner	Naima Wareham
Specialist, Recruiting & Training	Lynn McLaughlin
Supervisor, Mailroom	Alan Valentine
Coordinator, Human Resources	Chrissy Gamboa

INFORMATION TECHNOLOGY

Director, Information Technology	Ray Chan
Supervisor, Applications Developer	Seth Glantz
Supervisor, IT Operations	Kathlene Gusel
Network Administrator	Michael Cross
Systems Administrator	Oscar Castro
Telecom Administrator	Katie Leisz

LEGAL

Associate General Counsel	Caroline Perry
---------------------------------	----------------

MARKETING, CONTENT & CREATIVE SERVICES

Director of Content	Jesse Agler
Manager, Marketing Services	Harrison Boyd
Manager, Marketing Services	Nicky Patriarca
Manager, Creative Services	Oliver Yambao
Graphic Designer	Justin Gaspar
Graphic Designer	Jonathan Griffith

MEXICO

Manager, The Padres Baseball Store (La Tienda de Beisbol, Tijuana)	Rebeca Ramirez
Coordinator, Marketing	Andrea Lopez

MILITARY AFFAIRS

Director, Military Affairs	Michael Berentson
Coordinator, Military Affairs	Mia Taravella

PETCO PARK EVENTS

Vice President, Petco Park Events	Jeremy Horowitz
Director, Petco Park Events	Nick Maranda
Sales Manager, Petco Park Events	Allie Boes
Sales Manager, Petco Park Events	Kristie Ewing
Coordinator, Petco Park Events	Stephanie Grace
Coordinator, Petco Park Events	Jaclyn Lash
Assistant, Petco Park Events	Alyssa Frediani



DIRECTORY

TICKET OPERATIONS

Director, Ticket Operations	Jim Kiersnowski
Assistant Director, Ticket Distribution	Jeff Brown
Manager, Ticket Distribution	Casey Hudkins
Manager, Ticket Distribution	Gabriel Kunde
Manager, Ticket Systems	Ellen LoPresti
Coordinator, Ticket Operations	Leigh Forrester
Coordinator, Ticket Systems	Michael Kelly
Lead Ticket Operations Agent	Cindy Nissen
Lead Ticket Operations Agent	Michelle Timmons
Coordinator, Disabled Guest Services	Robin Smith

TICKET SALES

Senior Director, Ticket Sales	Eric McKenzie
Coordinator, Sales & Event Operations	Michaelene Courtis

PADRES PREMIUM PLUS

Senior Director, Padres Premium Plus	Gordon Cooke
Senior Manager, Padres Premium Plus	Shawn Brown

GROUP TICKETS AND HOSPITALITY

Senior Account Executive & Team Lead, Group Tickets & Hospitality	Chelsea Dill
Senior Account Executive & Team Lead, Group Tickets & Hospitality	Ryan Eifler
Senior Account Executive, Group Tickets & Hospitality	Chris Beal
Senior Account Executive, Group Tickets & Hospitality	Andrew McCulloch
Senior Account Executive, Group Tickets & Hospitality	Jenna Sain
Senior Account Executive, Group Tickets & Hospitality	Logan Washburn
Account Executive, Group Tickets & Hospitality	Ryan Austin
Account Executive, Group Tickets & Hospitality	Scott Baird
Account Executive, Group Tickets & Hospitality	Stephanie Maas
Account Executive, Group Tickets & Hospitality	Lindsay Mauro
Account Executive, Group Tickets & Hospitality	Matt McKeon
Account Executive, Group Tickets & Hospitality	Sean Nickelsen
Account Executive, Group Tickets & Hospitality	Travis Ratliff
Account Executive, Group Tickets & Hospitality	Andrew Rubinstien
Account Executive, Group Tickets & Hospitality	Julia Speace

MEMBERSHIP DEVELOPMENT

Director, Membership Development & Administration	Robert Davis
Manager, Membership Development	Jeff Gould
Account Executive, Membership Development	Brooke Bedgood
Account Executive, Membership Development	Riley Danford
Account Executive, Membership Development	Jordan Haines
Account Executive, Membership Development	Stacey Hallam
Account Executive, Membership Development	Jamie Hinde
Account Executive, Membership Development	Ali Lamb
Account Executive, Membership Development	Billy Lavelle
Account Executive, Membership Development	Tiffany Shih
Account Executive, Membership Development	Steven Slobodecki
Account Executive, Membership Development	Sean Smallwood
Account Executive, Membership Development	Jillian Woods

MEMBERSHIP SERVICES

Director, Membership Services	Sindi Schug
Manager, Suite Services	Krystle Hogan
Manager, Membership Programs	Mike Helé
Senior Account Specialist & Team Lead, Membership Services	Steve Carter
Account Specialist, Membership Services	Danielle Estill
Account Specialist, Membership Services	Nick Golden
Account Specialist, Membership Services	Will Grant
Account Specialist, Membership Services	Hayley Hallam
Account Specialist, Membership Services	Hans Hodvil
Account Specialist, Membership Services	Reyes Miranda
Account Specialist, Membership Services	Molly Sjursen
Account Specialist, Membership Services	Maggie Vandura
Service Representative, 21 Game Plan	Abby Kremin
Service Representative, 21 Game Plan	Andrew Shrader
Service Representative, 21 Game Plan	Kevin Smith

THREE COMMITMENTS OF PADRES OWNERSHIP

- 1) To field a team worthy of the fans support with the goal of competing for a World Series Championship each season.
- 2) To provide a fun, affordable and entertaining experience at Petco Park and to market that experience to a diverse fan base throughout the entire San Diego and Baja California region.
- 3) To be active and vital members of the community.



PETER SEIDLER

- Peter Seidler is the lead investor in the San Diego Padres and the managing partner of the holding company that owns the ballclub and its related assets. The Padres' ownership group has made a long-term commitment to San Diego, with a focus on three primary priorities: (1) Winning Baseball, (2) Exceptional Fan Experience at Petco Park and (3) Community Leadership with a commitment to positive, sustainable contributions throughout San Diego. Padres ownership can be described simply as consistent supporters of the greater San Diego community and passionate, hard-working leaders committed to building a respected and significant MLB ballclub.

• Seidler is a founder and managing partner of Seidler Equity Partners ("SEP"), a family-oriented private equity fund that provides capital and management support to growing entrepreneurial companies across the United States. SEP was established in 1993 and manages equity capital with a market value of approximately \$1.5 Billion. SEP has backed proven entrepreneurs with strategic support and equity capital in a variety of industries including: health/fitness, advertising, scuba diving/recreation, printing equipment, children's clothing and other products. The firm's philosophy is to apply a long-term and patient strategic approach in helping entrepreneurs and the companies they have founded and built continue on a path of success, job creation and excellence. Seidler's SEP office is in Del Mar, Calif.

• Seidler's philanthropic activities are focused on health and medical matters. He is active with the San Diego Chapter of the Juvenile Diabetes Research Foundation, The American Cancer Society and various health and wellness initiatives at The Mayo Clinic in Rochester, Minn. He also is a member of the Board of Trustees at The University of San Diego.

• Seidler earned a Bachelor's degree in commerce from the University of Virginia, and a Master of Business Administration from the University of California, Los Angeles.

• Seidler and his wife, Sheel, live in La Jolla with their daughter. They are avid (yet beginner) surfers and joyful participants in San Diego's diverse, soulful and community-minded lifestyle.



TOM SEIDLER

- A member of the ownership group that purchased the Padres in August 2012, Tom Seidler moved to San Diego from Visalia, where he spent the previous six years with the Visalia Rawhide, a long-time franchise in the Advanced-A, California League. Seidler served as President and General Manager of the franchise, overseeing ballpark renovations, and unprecedented attendance growth. Under Seidler's leadership, the Rawhide went from having the lowest attendance among all 120 full-season minor league teams to breaking a 62-year-old attendance record in 2009, the first of four consecutive years of all-time record attendance. In 2012, Seidler was recognized as Executive of the Year, and the Rawhide were tabbed Organization of the Year in the California League.

• Prior to joining the Rawhide, Seidler held various roles in professional baseball with the Los Angeles Dodgers, Port St. Lucie Dodgers/Kissimmee Dodgers, Great Falls Dodgers, Stockton Ports and Leones del Caracas.

• Together with his cousin Kevin O'Malley, Seidler is the co-founder and co-owner of Top of the Third, Inc. (TOT), which was formed in 1998. The two represented the third generation of their family to be actively involved in the ownership and management of professional baseball teams. TOT first purchased the Stockton Ports of the California League in 1998 and currently owns and operates the California League's Visalia franchise.

• Since 1999, Seidler has served as president of the Mudville Nine Foundation for Kids, an organization focused on improving the education and athletic opportunities for youth in Tulare County, CA.

• Seidler earned a Bachelor of Arts degree from the University of Notre Dame, and a Master of Business Administration from the Owen School at Vanderbilt University. He is a proud resident of downtown San Diego and currently serves on the board of directors of the Downtown San Diego Partnership, and is a member of the San Diego Downtown Rotary Club 33.



OWNERSHIP



RON FOWLER **EXECUTIVE CHAIRMAN**

- Ron Fowler is the Executive Chairman of the San Diego Padres and the Chairman and CEO of Liquid Investments, Inc. He is a principal and board member of Beer Capitol Distributing in Milwaukee, Wisconsin and board member of Columbia Distributing in Oregon and Washington. Recognized as a beverage industry leader, Ron has chaired or been a member of numerous corporate or association boards over the past 40 years.
- Ron's special interest is higher education. He was the primary financial contributor and chaired the successful campaign to create the Entrepreneurial Management Center at San Diego State University (SDSU) and served as the first chairman of its board of governors. He is chairman emeritus of the SDSU Campanile Foundation and past chairman of the President's Advisory Board. In 2005, Ron received an honorary doctorate from SDSU. Since 1996, Ron has served on the University of San Diego's Board of Trustees and currently serves as board chair. Additionally, Ron is a member of the Board of Trustees at the University of St. Thomas, his alma mater.
- An avid sports enthusiast, Ron is co-owner of the San Diego Padres. Additionally, he chairs the Executive Committee of the San Diego Sports Commission/Hall of Champions. From 1987-1991, he was the Owner/Managing General Partner of the San Diego Sockers professional soccer team. In 1991, he was recognized as "San Diego Sports Businessman of the Year." He served as Treasurer and Trustee for the U.S. Olympic Training Center and was chair of the Mayor's Task Force on Padres Planning. He was the founding chair of the San Diego International Sports Council, chair of the San Diego Super Bowl Task Force and of the 2003 Super Bowl Host Committee. In 2009, he was named a Distinguished American by the National Football Foundation. In addition, he contributes his time and resources to numerous other civic and philanthropic organizations.
- Ron has been recognized many times for his leadership roles in athletics, entrepreneurship and community service. In recent years, he received the first Chairman's Award from the San Diego County Board of Supervisors, was named Herb Klein Civic Leadership Honoree by the Regional EDC, received the Downtown San Diego Partnership's Alonzo Award, and was Big Brothers/Big Sisters of San Diego County's Person of the Year. In 2013, he was honored with the Guthrie Award by the Huntington's Disease Society of America and was named "Sportsman of the Year" by the San Diego Hall of Champions.
- Ron and his wife, Alexis, are the parents of five children and grandparents of two girls.





MIKE DEE

PRESIDENT AND CHIEF EXECUTIVE OFFICER

- Mike Dee was named as the Padres' president and CEO on July 17, 2013.
- Dee returned to San Diego after spending eight successful seasons with the Padres from 1995-2002, joining the club as director of corporate development before several promotions that led to his appointment as Senior Vice President of Business Affairs in 2001. During his first tenure with the Padres, the club won two division titles, a National League pennant and successfully passed proposition C that led to the construction of Petco Park.
- Dee most recently served as the CEO of the Miami Dolphins and Sun Life Stadium since May 3, 2009. While with the Dolphins, he developed initiatives to grow the fan base and game-day experience, finalized a ground-breaking naming rights deal while enhancing relationships with the club's business partners and re-focused team resources to create a greater emphasis on community relations efforts.
- Dee served as Executive Vice President of Business Affairs for the Boston Red Sox beginning in 2002 prior to his promotion to Chief Operating Officer in 2004. While with the Red Sox, Dee also served as President of Fenway Sports Group, a company that he created in 2004 under the direction of Red Sox ownership to diversify the business interests of the Red Sox beyond baseball. During his tenure in Boston, the Red Sox won two World Series titles and set franchise records for attendance and revenue each year – including an MLB record consecutive sellouts streak dating to 2003.
- Dee played basketball and earned a degree in government from Franklin & Marshall College in Lancaster, PA, where he still serves on the Advisory Board.
- Dee and his wife, Karen, have two sons: Spencer and Tommy.





JOSH BYRNES

EXECUTIVE VICE PRESIDENT/GENERAL MANAGER

- Josh Byrnes enters his third season as executive vice president/general manager after being promoted to the role in October 2011. Byrnes joined the Padres in December 2010 as senior vice president, baseball operations, bringing with him 17 seasons of experience in Major League Baseball. 2014 marks Byrnes' 21st year in a Major League front office.
- Byrnes has made several key additions to the club heading into 2014, acquiring pitchers Josh Johnson, Joaquin Benoit, Alex Torres this offseason, in addition to Ian Kennedy, added at the 2013 trade deadline, and Tyson Ross, prior to 2013. In his first season as the club's general manager in 2012, Byrnes made immediate additions who are expected to play large roles for the club's success in 2014, including infielder Yonder Alonso and catcher Yasmani Grandal from the Reds, outfielder Carlos Quentin from the White Sox, and closer Huston Street from the Rockies, who was named a National League All-Star in his first season with San Diego. During his first campaign as general manager Byrnes also traded for 2013 Padres Pitcher of the Year, Andrew Cashner, prior to the start of the 2012 season, as well as making a waiver claim for pitcher Eric Stults in May of that year. In addition, Byrnes signaled a commitment to team continuity by extending the contracts of outfielder Cameron Maybin and pitcher Cory Luebke prior to the start of the 2012 season, as well as the contracts of Quentin, Street and outfielder Chris Denorfia during the season in 2012, and outfielder Will Venable last season. In total, the Padres secured the rights to 13 free agent seasons through various contracts signed in 2012.
- Byrnes previously served five seasons as executive vice president and general manager of the Arizona Diamondbacks. His tenure with the D-backs was highlighted by winning the National League West in 2007 with a 90-72 (.556) record and making it to the National League Championship Series. No National League team spent more days in first place from 2007-08 than the D-backs. Additionally, no NL team in the bottom half of payrolls won more games during the 2007-08 seasons.
- He began his front office career in 1994 with the Cleveland Indians. During his time with the Indians, Byrnes contributed on multiple fronts. In 1995 and 1996, he served as advance scout (the Indians led the AL in wins both seasons). Following the 1996 season, he was named Assistant Director of Scouting. In June 1998, he was promoted to Director of Scouting.
- In the fall of 1999, Byrnes followed Dan O'Dowd to the Colorado Rockies as assistant general manager. After serving three years with the Rockies, he moved on to accept the position of assistant general manager of the Boston Red Sox, a position he held until being named the D-backs general manager in November 2005.
- While with Boston, Byrnes assisted Red Sox General Manager Theo Epstein in all Major League personnel and contractual issues, while continuing to play an active role in all scouting matters. During Byrnes' tenure as assistant general manager, the Red Sox won at least 95 games each year from 2003-05 and broke the franchise's 86-year championship drought with a World Series title in 2004.
- Originally from Washington, D.C., Byrnes attended Haverford College in Pennsylvania, where he established school career records in home runs and RBI. He and his wife, Charity, have two daughters, Avery and Darby.





SARAH FARNSWORTH

SENIOR VICE PRESIDENT, PUBLIC AFFAIRS

- Sarah Farnsworth joined the Padres in September 2011 as senior vice president, public affairs. In her current role, she oversees the community relations and military affairs departments, as well as special projects for the ownership group.
- Farnsworth spent the previous 19 years in Washington, D.C., most recently serving as deputy assistant secretary of defense for community and public outreach. In that role, Farnsworth was the Defense Department's primary liaison with national veterans and military service organizations and was responsible for managing community relations programs. Prior to that post, she served as senior advisor to President Obama's National Security Advisor General Jim Jones, USMC (ret).
- Farnsworth also served as vice president and chief of staff to the USO World Headquarters from 2002-06, responsible for strategic planning and external relations. Her duties included outreach to Congress, the Joint Chiefs of Staff, the White House and the USO Board of Governors while also leading more than 20 celebrity entertainment tours around the world. Farnsworth first moved to Washington, D.C. in January 1993 to serve on first lady Hillary Rodham Clinton's White House staff. As an aide to President Clinton and the First Lady, she was responsible for coordinating and managing events in the White House, including State Visits, bill signing ceremonies and social events.
- Farnsworth grew up in Florida before moving to California to study political science and journalism at California State University, Sacramento.
- She currently serves on the boards of the San Diego Military Advisory Council (SDMAC) and the Armed Services YMCA of San Diego, as well as the national boards of United Through Reading and Operation Homefront. Farnsworth resides in San Diego with her daughter and fiancé, a retired Marine.



ERIK GREUPNER

SENIOR VICE PRESIDENT, BUSINESS ADMINISTRATION/ GENERAL COUNSEL

- Erik Greupner was promoted to his current post of senior vice president, business administration & general counsel in October 2011, less than a year after joining the Padres as senior vice president, general counsel. In his current role, Greupner has responsibility for legal and government affairs, ballpark operations, human resources and information technology.
- Prior to joining the Padres, Greupner worked as a corporate and transactional attorney with the international law firm Gibson, Dunn & Crutcher LLP. While at Gibson Dunn, he advised senior management of public and private companies in general corporate matters, acquirers and targets in mergers and acquisitions transactions, and institutional investors and fund sponsors in the formation and operation of private investment funds.
- Prior to joining Gibson Dunn, Greupner worked in sales and management roles with Goldman Sachs & Company, Scudder Weisel Capital, LLC and Life Time Fitness.
- Greupner earned his Juris Doctor degree magna cum laude from the University of San Diego School of Law, where he was a member of the Order of the Coif, as well as executive comments editor of the San Diego Law Review. He served as a judicial intern for the Honorable M. Margaret McKeown, U.S. Court of Appeals, Ninth Circuit.
- A native of Minneapolis, Minn., Greupner graduated cum laude from Wheaton College, Illinois with a Bachelor of Arts degree in philosophy and communications. He currently serves on the board of trustees of Rady Children's Hospital. He and his wife, Laura, have a son, Thomas, and two daughters, Ella and Kate.



EXECUTIVES



WAYNE PARTELLO

SENIOR VICE PRESIDENT, CHIEF MARKETING OFFICER

- Wayne Partello joined the Padres in October of 2013 and oversees all aspects of the Padres marketing and content platforms encompassed by the following departments: Marketing, Creative Services, Communications, Entertainment & Production, and Content.
- Partello joined the Padres after four years with the Miami Dolphins where he was responsible for a wide footprint of marketing and media areas – including, but not limited to, the development and oversight of The Finsiders (the Dolphins integrated media arm), team's advertising and creative efforts, and the organization's game day entertainment experience.
- Prior to joining the Dolphins, Partello spent 11 years at Entercom Communications in his hometown of Boston in a variety of marketing and digital media roles, including work on the Boston Red Sox radio network.
- Partello and his wife, Kristen, have two daughters: Julia and Emily.



RONDA SEDILLO

SENIOR VICE PRESIDENT, CHIEF FINANCIAL OFFICER

- Ronda Sedillo enters her second season as senior vice president/chief financial officer after joining the Padres in January 2013. She manages a staff of 12 in the finance/accounting department.
- Sedillo brings more than 20 years of experience in the accounting industry to her role. She spent 12 years at Arrowhead General Insurance Agency, Inc. (AGIA), serving as chief accounting officer for seven years. In that role, Sedillo managed sell-side due diligence of AGIA to private equity in 2006, and then again was on the sell-side due diligence team to public company Brown & Brown (BRO) in late fall 2011 (culminating in a sale date of January 9, 2012). She oversaw an accounting staff of 14 and managed insurance carrier audits, as well as annual financial statement audits.
- Prior to her time at AGIA, Sedillo spent seven years at PricewaterhouseCoopers, serving as a tax manager for the final three years of her tenure.
- A San Diego native and life-long Padres fan, Sedillo received a Bachelor of Science degree in accounting from San Diego State University.
- She recently was elected to the Board of Directors for the SD chapter of the American Red Cross. Previously, she served on the Board of Directors of the SD chapter of the Arthritis Foundation, and worked with the Gala Committee for Casa de Amparo from 2009-2010.
- Sedillo and her husband, Chris, reside in Tierrasanta. They have two grown children, Ashley, a 2006 graduate of SDSU and Dustin, a 2010 graduate of CSU Fullerton.



STEVEN ZIFF

SENIOR VICE PRESIDENT, SALES AND SERVICE

- Steven Ziff joined the Padres in November 2013 as senior vice president, sales & service. In his role, Ziff oversees all aspects of ticket sales, service, administration and operations, as well as Petco Park Events.
- Ziff spent the previous six years with the Florida Panthers and the BB&T Center, most recently serving as senior vice president of marketing and brand strategy. Ziff oversaw all areas of marketing, creative, partner brand activation, game presentation and community development for the Panthers and the arena, as well as for the Florida Panthers Foundation. In addition, Ziff was charged with generating new revenue streams and leveraging partnerships for the Panthers and Sunrise Sports & Entertainment.
- During his tenure with the Panthers, Ziff was instrumental in strengthening the relationships between SSE and its marketing partners, as well as developing and leading a revived Florida Panthers brand identity and creating a stronger bond with the South Florida community through outreach programs led by the club and its foundation.
- Prior to joining SSE in April 2007, Ziff spent two years at Office Depot, leading its retail, local and college marketing for North American stores. Ziff's additional experience includes more than seven years with Boston-based Alloy Marketing + Media and AMP Agency, where he led strategic development and execution of national marketing promotions for Fortune 500 brands including Reebok, Verizon Wireless, Volkswagen, Heineken, Qwest, L'Oréal and New Balance. He also spent more than three years at Student Advantage, Inc., leading Midwest regional marketing initiatives for the nation's largest student discount program.
- A native of South Florida, Ziff earned a Bachelor of Science degree in marketing from the University of Central Florida. He and his wife, Allison, reside in Encinitas with their daughter, Riley, and son, Cade.

BASEBALL OPERATIONS

2014 PADRES



OMAR MINAYA

SENIOR VICE PRESIDENT, BASEBALL OPERATIONS

- Omar Minaya joined the Padres in December 2011 as senior vice president, baseball operations, bringing with him more than 25 years of experience in Major League Baseball. He previously served six seasons (2005-10) as executive vice president of baseball operations/general manager of the New York Mets.
- Minaya began his front office career with the Texas Rangers in 1985 as an amateur scout in the Dominican Republic. In subsequent years with the Rangers organization, he served as Latin American scouting coordinator and director of professional and international scouting. In 1997, he moved on to the New York Mets, serving in the roles of assistant general manager and senior assistant general manager.
- In February 2002, Minaya became MLB's first Hispanic general manager, for the Montreal Expos. During the three seasons he held that role, Minaya guided the Expos to their first back-to-back winning seasons since 1992-94.
- As a player, Minaya was originally selected by the Oakland Athletics in the 14th round of the 1978 First-Year Player Draft. He played in both the A's and Seattle Mariners organizations, before playing professionally for two years in Italy (1983-84).
- He has received numerous distinctions outside of baseball throughout his career. He was honored by President George W. Bush at a White House dinner in October 2003, as part of Hispanic Heritage Month, and in January 2008, he was appointed to the President's Council on Physical Fitness and Sports.
- Born in the Dominican Republic, Minaya grew up in Queens, NY. He and his wife, Rachel, have two sons. He currently sits on the board of Voices Against Brain Cancer and Esperanza International.



A.J. HINCH

VICE PRESIDENT/ASSISTANT GENERAL MANAGER

- A.J. Hinch enters his third full season as vice president/assistant general manager. He was promoted to the role in September 2011, one year after joining the Padres as vice president, professional scouting. In his capacity, Hinch oversees all aspects of the professional scouting and medical departments, while assisting Executive Vice President/General Manager Josh Byrnes with determining the Major League club's roster composition, player acquisitions, talent evaluations and contract negotiations.
- Prior to joining the Padres, Hinch served as the manager of the Arizona Diamondbacks over parts of two seasons. He was named the fifth manager in D-backs history on May 8, 2009, guiding the team to a 58-75 finish. At 34 years and 357 days old, he was one of the youngest managers in Major League history. Prior to being named manager, Hinch spent more than three seasons overseeing all aspects of the D-backs' minor league system as director, player development before being promoted to vice president, player development early in 2009.
- Originally selected by the Oakland Athletics in the third-round of the 1996 First-Year Player Draft, the former catcher played parts of seven Major League seasons with the Athletics (1998-2000), Kansas City Royals (2001-02), Detroit Tigers (2003) and Philadelphia Phillies (2004). Over 350 career Major League games, he hit .219 with 32 home runs, 112 RBI and 104 runs scored, while compiling a fielding percentage of .987 in 338 games as catcher.
- Born in Waverly, Iowa, Hinch grew up in Midwest City, Okla., before graduating from Stanford University with a Bachelor of Science in psychology. Drafted three times before signing his first professional contract, he was also a member of the Bronze medal-winning 1996 US Olympic Baseball Team. Hinch currently resides in La Jolla with his wife, Erin, and daughters, Haley and Kaitlin.



EXECUTIVES



CHAD MACDONALD

VICE PRESIDENT/ASSISTANT GENERAL MANAGER OF PLAYER PERSONNEL

- Chad MacDonald enters his third season as vice president/assistant general manager of player personnel, his 22nd season in Major League Baseball. In his current capacity, MacDonald oversees all aspects of amateur scouting and the First-Year Player Draft, including negotiating contracts for all amateur players. In addition, MacDonald oversees the Padres international scouting efforts and helps General Manager Josh Byrnes with all major league acquisitions.
- Prior to joining the Padres in November 2011, MacDonald spent one year as the New York Mets' director of scouting. His time with New York was highlighted by the Mets' 2011 selection of high school outfielder Brandon Nimmo in the first round (13th overall) of the 2011 First-Year Player Draft. Nimmo is the first player from Wyoming ever to be selected in the first round.
- MacDonald previously served as assistant scouting director and director of international scouting for the Arizona Diamondbacks from 2006 through the 2010 season.
- His career also includes six years as a scout with the Cleveland Indians and Los Angeles Angels organizations. MacDonald was honored as Topps' Scout of the Month for each organization during the 2001 and 2005 seasons.
- A native of Arlington, Tex., MacDonald played four years of college baseball, attending both Hardin-Simmons University in Abilene, Tex. and Winthrop University in Rock Hill, S.C. He began his front office career in 1993 with the Texas Rangers. MacDonald and his wife, Julie, have two boys, Caden and Cort.



RANDY SMITH

VICE PRESIDENT, PLAYER DEVELOPMENT

- Randy Smith enters his fourth season as vice president of player development, overseeing the operation of the Padres' player development system. Smith was named to his current post in February 2011 after serving as the club's director of player development/international operations since January 2010. He returned to San Diego for the third time in his career in 2003 as a special assistant to the general manager.
- Over the course of his career, Smith has held virtually every position in baseball operations, including general manager, assistant general manager, director of player development, director of scouting, director of international scouting and director of professional scouting.
- Smith previously spent six seasons (1996-2001) as the vice president of baseball operations and general manager of the Detroit Tigers. Under his direction, Detroit received Organization of the Year honors from both Baseball America and Howe Sportsdata in 1997. That same year, Smith was named Baseball America's American League Executive of the Year.
- Prior to his time in Detroit, Smith served as San Diego's vice president of baseball operations and general manager from 1993-95. Named to the position on June 9, 1993 at the age of 29, he became the then-youngest general manager in Major League history. During his tenure as the Padres' GM, Smith acquired future National League MVP Ken Caminiti and eventual All-Stars Trevor Hoffman, Steve Finley, Andy Ashby and Brad Ausmus. Smith also named Bruce Bochy to his initial Major League managerial post prior to the 1995 season.
- Smith began his front office career in 1984 with the Beaumont Golden Gators, the former Double-A Texas League affiliate of the Padres. He originally joined the Major League Padres in 1985 as assistant director of scouting and player development and was later named scouting director in 1988.
- He served as assistant general manager of the Colorado Rockies from 1991-93, playing a pivotal role in filling the club's Major League roster in the 1992 expansion draft.
- Smith and his wife, Erin, reside in Scottsdale, Ariz., with their sons, Quinn and Shane. His father, Tal, has served as a Major League executive for more than 50 years with the Astros, Reds and Yankees.



FRED UHLMAN, JR.

VICE PRESIDENT/ASSISTANT GENERAL MANAGER

- A veteran of 29 seasons in professional baseball, Fred Uhlman, Jr. has spent the past 19 seasons with the San Diego Padres. He was promoted to his current post of vice president/assistant general manager in November 2008.
- Uhlman joined the Padres in March 1995 as a special assistant to the general manager, following 10 years in the Baltimore Orioles' scouting and player development departments. He was named assistant general manager the following season, in January 1996.
- Uhlman's responsibilities involve assisting Executive Vice President/General Manager Josh Byrnes in all areas of baseball operations, including evaluation of talent on the Major, minor and amateur levels, player transactions and contract negotiations. Additionally, he works closely with scouting and player development on the day-to-day operations of the Padres' player development department.
- Raised in Georgetown, Texas, Uhlman moved to Baltimore in 1985 and joined the Orioles as a part-time assistant in player development and scouting. He attained full-time status in 1987 and was promoted to assistant to the director of scouting two years later. In 1991, he was named Baltimore's assistant director of scouting.
- Uhlman's father, Fred Uhlman Sr., is a former scouting director for Baltimore and is currently a professional scout with the Orioles. Uhlman and his wife, Jill, reside in San Diego.



JOSH STEIN

ASSISTANT GENERAL MANAGER

- Josh Stein enters his first season as assistant general manager, after being promoted to the post in December 2013. Stein's primary responsibilities include assisting Executive Vice President/General Manager Josh Byrnes in all player acquisitions as well as roster, payroll and budget management. He is involved in all contract negotiations, including coordinating the club's salary arbitration efforts, while also managing the Padres' statistical analysis and video scouting systems.
- 2014 marks Stein's 12th season with the Padres. He first joined the club as a baseball operations intern in the summer of 2003. He interned through the 2005 season and was named advance scouting coordinator in 2006. Following the 2009 season, Stein was named director of baseball operations.
- A 2000 graduate of the University of California, Berkeley with a degree in psychology, Stein traveled and taught English in South America before earning his Juris Doctor from the University of California, Hastings College of Law in 2005.
- Stein and his wife, Laura, reside in San Diego with their daughters, Emma and Jessie.




BASEBALL OPERATIONS



MARK LORETTA

SPECIAL ASSISTANT, BASEBALL OPERATIONS

- Mark Loretta enters his fifth season in the role of special assistant, baseball operations, where he is involved in all aspects of the Padres' baseball operations. Loretta joined San Diego's front office in 2010, after announcing his retirement from playing Major League Baseball in January 2010.
- A veteran of 15 Major League seasons with the Milwaukee Brewers (1995-2002), Houston Astros (2002, 2007-08), Padres (2003-05), Boston Red Sox (2006) and Los Angeles Dodgers (2009), Loretta hit .295 (1713-for-5812) with 309 doubles, 22 triples, 76 home runs, 629 RBI and 768 runs scored in 1726 games. A two-time All-Star (2004, 06) known as one of the most consistent hitters in the game, he batted .280 or above in 12 straight seasons from 1997-2008, including a three-year stretch during which he hit over .300 (2002-04).
- With the Padres in 2004, he set career highs in hits (208), doubles (47), home runs (16), RBI (76), runs scored (108), batting average (.335), slugging percentage (.495) and on-base percentage (.391) en route to being named Padres team MVP for the second consecutive season.
- Loretta is a 1993 graduate of Northwestern University, where he earned Big 10 MVP honors and was a Division I All-American. He and his wife, Hilary, reside in Rancho Santa Fe with their son, Frankie, and daughter, Lucy.



MARK KOTSAY

SPECIAL ASSISTANT TO GM, BASEBALL OPERATIONS

- Mark Kotsay enters his first season in the role of special assistant to GM Josh Byrnes, baseball operations, where he is involved in all aspects of the Padres' baseball operations.
- A veteran of 17 Major League seasons with the Florida Marlins (1997-2000), San Diego Padres (2001-2003, 2012-2013), Oakland A's (2004-2007), Atlanta Braves (2008), Boston Red Sox (2008-2009), Chicago White Sox (2009-2010) and Milwaukee Brewers (2011), Kotsay hit .276 with 353 doubles, 48 triples, 127 home runs, 720 RBI, 790 runs scored and 98 stolen bases in 1914 games. A solid defensive player with a strong and accurate arm, Kotsay led the league in outfield assists in 1998 and 1999 and was third among active players with 123 assists at the time of his retirement following the 2013 campaign.
- Kotsay spent two separate tours with the Padres, hitting .273 with 37 home runs, 183 RBI and 230 runs scored, including hitting .292 with a career-high 17 home runs in 2002.
- Kotsay attended Cal State Fullerton where he was the Most Outstanding Player of the 1995 College World Series, the 1995 Golden Spikes Award winner and 1995 Player of the Year. He and his wife, Jamie, have two daughters, Grace and Sienna, and a son, Trey. He was named The Chairman's Award winner in 2002, honoring the Padres player or coach who best exemplifies the community spirit of the club.



MARK PRIOR

ASSISTANT, BASEBALL OPERATIONS

- Mark Prior enters his first season in the role of assistant - baseball operations, where he is involved in all aspects of the Padres' baseball operations department. Prior joined San Diego's front office in December 2013, after announcing his retirement as a player following the 2013 season.
- Prior played six seasons with the Chicago Cubs (2002-2007), followed by time with San Diego Padres (2008-2009), Texas Rangers (2010), New York Yankees (2011), Boston Red Sox (2012) and Cincinnati Reds (2013) organizations. Prior has a career Major League record of 42-29 with a 3.51 ERA, finishing third in Cy Young Award voting in 2003 after recording a 18-6 record with a 2.43 ERA. As a National League All-Star in 2003, he helped the Chicago Cubs win their division and advance to win their first playoff series in 95 years.
- Prior is a 1998 graduate of University of San Diego High School where he was the 1998 CIF Player of the Year. In 2001, he was the second-overall pick out of the University of Southern California, where he earned the 2001 Pac-10 Pitcher of the Year and the 2001 Golden Spikes Player of the Year Award. He graduated from USC in 2004 with a degree in business administration. He and his wife, Heather, reside in San Diego with their three kids: Amanda, Caitlin, and Matthew.



Bud Black
2013 Chairman's
Award



MANAGER & COACHES



COACHES & STAFF



BUD BLACK MANAGER

20

BORN: June 30, 1957 in San Mateo, CA **OPENING DAY AGE:** 56
RESIDENCE: Rancho Santa Fe, CA
NAMED AS MANAGER: November 9, 2006
CAREER RECORD AS MLB MANAGER: 540-595 (.476) in 7 seasons
MLB COACHING CAREER: Pitching Coach, Los Angeles Angels of Anaheim (2000-06); Manager, San Diego Padres (2007-present)

MANAGERIAL AND COACHING CAREER

MANAGERIAL SUMMARY:

Named the 16th manager in franchise history on November 9, 2006.
His 540 managerial wins are the second-most all-time in Padres history, trailing Bruce Bochy (951).
Won his 500th career game on June 17, 2013 at San Francisco...is just the third manager in Major League history with 500 wins as a manager and 100 wins as a pitcher, joining Hall of Famers Clark Griffith (1,491 wins as manager, 236 as a pitcher) and Walter Johnson (529 wins as manager, 417 wins as a pitcher).
The Padres exercised club options on Black's contract for the 2014 and 2015 seasons on November 9, 2012.
The Padres boasted the third-best team ERA in the Majors with a 3.42 mark in 2011.
Managed the Padres to a 90-72 record in 2010, the most wins by San Diego since a franchise-record 98 in 1998.
Named 2010 National League Manager of the Year by the BBWAA following the season, edging Cincinnati's Dusty Baker by one point.
45-36 road record in 2010 tied with the Philadelphia Phillies for the best mark in the NL and tied for second in all of baseball behind the Tampa Bay Rays.
San Diego boasted a 3.39 team ERA in 2010 that ranked second in the NL, while leading the NL in both home (2.90) and relief (2.78) ERA...club tossed a franchise-record-tying 20 shutouts, equaling the mark set by Black's 2007 squad...the club led the NL with a franchise-record .988 fielding percentage.
Named to Charlie Manuel's All-Star coaching staff in 2010, his third All-Star coaching assignment (2003 and 2008).
On July 19, 2010, the Padres extended his contract through the 2013 season with club options for the 2014 and 2015 campaigns.
Named to NL manager Clint Hurdle's 2008 All-Star coaching staff and served at the 79th Midsummer Classic at Yankee Stadium on July 15.
Led the Padres to an 89-74 record in 2007, his first year at the helm...the 89 wins were the most for the club at the time since San Diego won a franchise-record 98 contests in 1998.
In 2007, posted the best winning percentage (.546) for a first-year manager (minimum 50 games) since Ken Macha with Oakland (.593, 96-66) and Bob Melvin with Seattle (.574, 93-69) in 2003 (Elias Sports Bureau)...the last NL manager with a winning percentage that high in his first year was Bob Brenly for Arizona (.568, 92-70) in 2001.
Additionally, San Diego had the NL's best winning percentage in the first half of 2007 (.563, 49-38), making him only the fifth rookie manager in the last 50 years to lead a team to its league's best record at the break, joining Sparky Anderson (1970 Reds), Bill Virdon (1972 Pirates), Dusty Baker (1993 Giants) and Bob Melvin (2003 Mariners).

COACHING SUMMARY:

Named the Angels pitching coach on November 23, 1999 and served seven seasons from 2000-2006, including the 2002 World Series Champions...advanced to the playoffs on three occasions.
Under his direction, the Angels team ERA ranked among the top five in the American League on five occasions out of his seven seasons.
The Angels tied a franchise record with 1,164 strikeouts in 2006, matching the mark established by his 2004 staff.
In 2005, the Angels posted a 3.68 ERA (598 ER, 1464.1 IP) led by American League Cy Young Award winner Bartolo Colon, marking the best performance for the club since 1989 (3.24).
The 2002 World Champion Angels finished with a 3.69 ERA (595 ER, 1452.1 IP), going 99-63 (.611) while holding opponents to a .247 average (1,345-for-5,453).
Prior to his time with the Angels, spent four years in the Cleveland Indians organization as both a Special Assistant to General Manager John Hart (1996-97, '99) and pitching coach for Triple-A Buffalo (1998).

PLAYING CAREER

Pitched 15 years in the Major Leagues with the Seattle Mariners (1981), Kansas City Royals (1982-88), Cleveland Indians (1988-90, 95), Toronto Blue Jays (1990) and San Francisco Giants (1991-94).
The left-hander compiled a 121-116 (.511) career record with 32 complete games, 12 shutouts, 11 saves and a 3.84 ERA (876 ER, 2053.1 IP) in 398 Major League games (296 starts).
Played on two American League Championship teams with the Royals, winning the World Series with the 1985 club.
When named Padres manager after the 2006 season, became only the third individual over the last 40 years to have won at least 100 games as a pitcher and serve as a Major League manager (Elias Sports Bureau).
Originally signed by the Mariners as a 17th-round pick in the 1979 June Free Agent Draft...made his Major League debut on September 5, 1981 at BOS (with SEA).

COACHES & STAFF

PERSONAL

- Full name is **Harry Ralston Black**...he and his wife, Nanette Steffen, have two daughters, Jamie and Jessie, and make their home in Rancho Santa Fe, Calif....Jessie is a gymnast at the University of Maryland.
- Buddy and Nanette received The Chairman's Award in 2013 that honors a Padres player or coach who best exemplifies the community spirit of the club.
- Buddy and Nanette are actively involved with many of the Padres community relations programs...with his wife, a pediatric nurse, he actively supports Rady Children's Hospital...participated in Rady's "Celebration of Champions" event to benefit the pediatric cancer care unit in each of the last six years and then hosted more than 400 children and families from each event to a ballgame.
- Played two seasons at San Diego State University (1978-79) where he was a teammate of Padres legend Tony Gwynn...1992 inductee into the SDSU Hall of Fame...earned a bachelor's degree in finance from SDSU in 1979.
- Played baseball at Lower Columbia (WA) Junior College (1976-77)...graduated from Mark Morris High School in Longview, Wa., in 1975...son of Harry Black Sr., who played center for the Los Angeles Monarchs of the Pacific Coast Hockey League (1945-48) and led the team in scoring in 1946.

BLACK

BUD BLACK'S CAREER PITCHING RECORD

YEAR	CLUB	W-L	ERA	G	GS	CG	SHO	SV	IP	H	R	ER	BB	SO
1979	Bellingham	0-0	0.00	2	0	0	0	0	5.0	3	0	0	5	8
	San Jose	0-1	3.00	17	2	0	0	1	27.0	17	11	9	16	24
1980	San Jose	5-3	3.45	32	5	4	0	2	86.0	67	34	33	49	73
1981	Lynn	2-6	3.00	22	11	2	1	2	87.0	78	38	29	23	86
	Spokane	1-0	4.50	4	0	0	0	0	8.0	12	4	4	2	4
	SEATTLE	0-0	0.00	2	0	0	0	0	1.0	2	0	0	3	0
1982	Omaha	3-1	2.48	4	4	3	1	0	29.0	23	9	8	10	20
	KANSAS CITY	4-6	4.58	22	14	0	0	0	88.1	92	48	45	34	40
1983	Omaha	3-1	3.34	5	5	3	0	0	35.0	31	13	13	13	32
	KANSAS CITY	10-7	3.79	24	24	3	0	0	161.1	159	75	68	43	58
1984	KANSAS CITY	17-12	3.12	35	35	8	1	0	257.0	226	99	89	64	140
1985	KANSAS CITY	10-15	4.33	33	33	5	2	0	205.2	216	111	99	59	122
1986	KANSAS CITY	5-10	3.20	56	4	0	0	9	121.0	100	49	43	43	68
1987	KANSAS CITY	8-6	3.60	29	18	0	0	1	122.1	126	63	49	35	61
1988	Williamsport	1-0	0.00	1	1	0	0	0	5.0	0	0	0	0	5
	KANSAS CITY	2-1	4.91	17	0	0	0	0	22.0	23	12	12	11	19
	CLEVELAND	2-3	5.03	16	7	0	0	1	59.0	59	35	33	23	44
1989	CLEVELAND	12-11	3.36	33	32	6	3	0	222.1	213	95	83	52	88
1990	CLEVELAND	11-10	3.53	29	29	5	2	0	191.0	171	79	75	58	103
	TORONTO	2-1	4.02	3	2	0	0	0	15.2	10	7	7	3	3
1991	SAN FRANCISCO	12-16	3.99	34	34	3	3	0	214.1	201	104	95	71	104
1992	Phoenix	2-0	0.86	3	3	1	1	0	21.0	21	3	2	5	7
	SAN FRANCISCO	10-12	3.97	28	28	2	1	0	177.0	178	88	78	59	82
1993	San Jose	0-0	9.00	1	1	0	0	0	1.0	2	1	1	0	2
	SAN FRANCISCO	8-2	3.56	16	16	0	0	0	93.2	89	44	37	33	45
1994	San Jose	1-0	0.00	1	1	0	0	0	7.0	6	0	0	2	5
	Phoenix	1-0	1.17	3	3	0	0	0	15.1	14	4	2	7	8
	SAN FRANCISCO	4-2	4.47	10	10	0	0	0	54.1	50	31	27	16	28
1995	CLEVELAND	4-2	6.85	11	10	0	0	0	47.1	63	42	36	16	34
Major League Totals		121-116	3.84	398	296	32	12	11	2053.1	1978	982	876	623	1039
Minor League Totals		19-12	2.79	95	36	13	3	3	326.1	274	117	101	132	274

PADRES YEAR-BY-YEAR MANAGERIAL HISTORY

YEAR	MANAGER	RECORD	PCT.	POS.	GB	YEAR	MANAGER	RECORD	PCT.	POS.	GB
1969	Preston Gomez	52-110	.321	6	41.0	1990	Jack McKeon	37-43	.463	-	-
1970	Preston Gomez	63-99	.389	6	39.0		Greg Riddoch	38-44	.463	T-4	16.0
1971	Preston Gomez	61-100	.379	6	28.5	1991	Greg Riddoch	84-78	.519	3	10.0
1972	Preston Gomez	4-7	.364	-	-	1992	Greg Riddoch	78-72	.520	-	-
	Don Zimmer	54-88	.380	6	36.5		Jim Riggleman	4-8	.333	3	16.0
1973	Don Zimmer	60-102	.370	6	39.0	1993	Jim Riggleman	61-101	.377	7	43.0
1974	John McNamara	60-102	.370	6	42.0	1994	Jim Riggleman	47-70	.402	4	12.5
1975	John McNamara	71-91	.438	4	37.0	1995	Bruce Bochy	70-74	.486	3	8.0
1976	John McNamara	73-89	.451	5	29.0	1996	Bruce Bochy	91-71	.562	1	+1.0
1977	John McNamara	20-28	.417	-	-	1997	Bruce Bochy	76-86	.469	4	14.0
	Bob Skinner	1-0	1.000	-	-	1998	Bruce Bochy	98-64	.605	1	+9.5
	Alvin Dark	48-65	.425	5	29.0	1999	Bruce Bochy	74-88	.457	4	26.0
1978	Roger Craig	84-78	.519	4	11.0	2000	Bruce Bochy	76-86	.469	5	21.0
1979	Roger Craig	68-93	.422	5	22.0	2001	Bruce Bochy	79-83	.488	4	13.0
1980	Jerry Coleman	73-89	.451	6	19.5	2002	Bruce Bochy	66-96	.407	5	32.0
1981	Frank Howard	23-33	.411	6	12.5	2003	Bruce Bochy	64-98	.395	5	36.5
	2nd Half	18-36	.333	6	15.5	2004	Bruce Bochy	87-75	.537	3	6.0
1982	Dick Williams	81-81	.500	4	8.0	2005	Bruce Bochy	82-80	.506	1	+5.0
1983	Dick Williams	81-81	.500	4	10.0	2006	Bruce Bochy	88-74	.543	1	--
1984	Dick Williams	92-70	.568	1	+12.0	2007	Bud Black	89-74	.546	3	1.5
1985	Dick Williams	83-79	.512	T-3	12.0	2008	Bud Black	63-99	.389	5	21.0
1986	Steve Boros	74-88	.457	4	22.0	2009	Bud Black	75-87	.463	4	20.0
1987	Larry Bowa	65-97	.401	6	25.0	2010	Bud Black	90-72	.568	2	2.0
1988	Larry Bowa	16-30	.348	-	-	2011	Bud Black	71-91	.438	5	23.0
	Jack McKeon	67-48	.583	3	11.0	2012	Bud Black	76-86	.469	4	18.0
1989	Jack McKeon	89-73	.549	2	3.0	2013	Bud Black	76-86	.469	T-3	16.0



COACHES & STAFF



DARREN BALSLEY PITCHING COACH

36

BORN: October 27, 1964 in Newport Beach, CA
OPENING DAY AGE: 49
RESIDENCE: Knoxville, TN
NAMED TO STAFF: May 17, 2003
PLAYING POSITION: Right-Handed Pitcher
MLB COACHING CAREER: Pitching Coach, San Diego Padres (2003-present)

COACHING CAREER

- In his 12th season and 11th full season as Padres pitching coach after joining staff on May 17, 2003.
- Since the beginning of his first full season in 2004, the Padres have posted a 3.93 ERA, the fifth-best mark in baseball.
- The 2010 club posted a 3.39 ERA, ranking second in the Majors and was the lowest ERA among Padres staffs since 1989...both the 2007 and 2010 clubs recorded a franchise-record 20 shutouts under his guidance.
- Guided the San Diego staff to a Major League-best 3.70 ERA in 2007 and a National League-best 3.87 ERA in 2006, marking the first two times in franchise history the team has led the league in ERA.
- Began the 2003 season as the pitching coach for Double-A Mobile before being promoted to Major League staff on May 17...spent all of 2002 and the beginning of 2003 at Mobile where he guided the BayBears pitching staff to a 3.37 ERA, second-best in the Southern League.
- Served as pitching coach at Single-A Lake Elsinore in 2001, his second season in the Padres organization...named a co-recipient of the 2001 Jack Krol Award (along with Craig Colbert) for contributions in player development in the Padres organization.
- Joined the Padres in 2000 after 10 years in the Toronto Blue Jays system where he served as a minor league pitching instructor, minor league coach and Major League advance scout.
- Began his coaching career at Single-A St. Catharines in 1990 and 1991 before moving to Single-A Myrtle Beach in 1992 and Single-A Hagerstown in 1993...from 1994-1995, he served as the manager at Rookie-level Medicine Hat before returning to Hagerstown in 1996...between stints at Single-A Dunedin (1997) and Double-A Knoxville (1999), he was the Blue Jays Major League advance scout (1998).

PLAYING CAREER

- A third-round selection by the Oakland A's in the 1984 First-Year Player Draft.
- Pitched at Rookie-level Idaho Falls, Single-A Modesto and Rookie-level Pocatello in the A's chain.
- Registered career highs in starts (20), innings pitched (115.0) and strikeouts (70), while going 6-5 with a 4.38 ERA at Modesto in 1986.
- Moved on to the Blue Jays organization after being selected in the 1986 minor league draft...saved a career-high nine games at Dunedin in 1987.
- Final professional season came in 1989 when he went 3-3 for Double-A Knoxville.

PERSONAL

- Full name is **Darren Wayne Balsley**...he and his wife, Carrie, have three children: Allison, Sarah and Jacob.
- Is a 1982 graduate of San Diego's Mt. Carmel High School...also attended Palomar College.

DARREN BALSLEY'S CAREER PITCHING RECORD

YEAR	CLUB	W-L	ERA	G	GS	CG	SHO	SV	IP	H	R	ER	BB	SO
1984	Idaho Falls	3-6	5.59	14	13	0	0	0	77.0	84	63	48	40	68
1985	Modesto	0-0	1.26	3	2	0	0	0	14.0	12	5	2	9	8
	Pocatello	1-3	5.27	8	8	1	0	0	41.0	59	38	24	20	41
1986	Modesto	6-5	4.38	23	20	1	0	0	115.0	123	76	56	59	70
1987	Dunedin	3-5	3.29	43	0	0	0	9	79.0	67	35	29	30	49
1988	Knoxville	4-3	2.35	36	1	0	0	3	77.0	55	31	20	25	62
1989	Knoxville	3-3	7.36	13	1	0	0	0	22.0	20	19	18	13	21
Minor League Totals		20-25	4.17	140	45	1	0	12	425.0	420	267	197	196	319

COACHES & STAFF



WILLIE BLAIR BULLPEN COACH

47

BLAIR

BORN: December 18, 1965 in Paintsville, KY
OPENING DAY AGE: 48
RESIDENCE: Nicholasville, KY
NAMED TO STAFF: December 11, 2012
PLAYING POSITION: Right-Handed Pitcher
MLB COACHING CAREER: Bullpen Coach, San Diego Padres (2013-present)

COACHING CAREER

- Enters his second season coaching at the Major League level as manager Bud Black's bullpen coach...in his first campaign, the Padres relievers posted a 3.39 ERA, the sixth-best mark in the National League.
- Made his Padres coaching debut with Single-A Fort Wayne in 2011 as pitching coach, also serving in the same capacity for 2012.
- Helped coach two pitchers to Fort Wayne franchise records in 2012, with RHP Adys Portillo posting a 1.87 ERA, the best single-season mark in TinCaps history among pitchers with 75.0-or-more innings pitched...also had RHP Matt Stites set the single-season TinCaps ERA record among pitchers with 45.0-or-more innings pitched by posting a 0.74 ERA.
- In 2012, coached Padres minor league Pitcher of the Year RHP Matt Wisler, who compiled a 5-4 record with a 2.53 ERA (32 ER, 114.0 IP) in 24 games, including 23 starts, for Fort Wayne.
- Had two of his pitchers rank among the top 10 in ERA in the Midwest League in 2011, with LHP Mark Hardy ranking fifth (2.78) and RHP Keyvius Sampson placing seventh (2.90).
- Served as pitching coach for the independent Northern League's Joliet Jackhammers in 2010.

PLAYING CAREER

- Originally signed by the Toronto Blue Jays as an 11th-round selection in the 1986 First-Year Player Draft.
- Went 60-86 with a 5.04 ERA (713 ER, 1274.0 IP) and 759 strikeouts against 415 walks in 418 games (139 starts) over parts of 12 Major League seasons with the Blue Jays (1990), Cleveland Indians (1991), Houston Astros (1992), Colorado Rockies (1993-94), Padres (1995-96), Detroit Tigers (1997, 1999-2001), Arizona Diamondbacks (1998) and New York Mets (1998).
- Won a career-high 16 games for the Tigers in 1997, going 16-8 with a 4.17 ERA (81 ER, 175.0 IP) over 29 games, including 27 starts, that season.
- Served as the final Opening Day starter in Tiger Stadium history on April 12, 1999, along with battery mate and former Padres special assistant to baseball operations, Brad Ausmus...tossed 8.0 shutout innings in a 1-0 Tigers loss.

PERSONAL

- Full name is **William Allen Blair**...he and his wife, Trina, have three children: Paige, Taylor and Jaxon.
- Attended Morehead State University (KY) and Johnson Central High School (KY).
- Following his retirement as a player, was the head junior varsity baseball coach at Lexington Christian Academy.
- Led local youth league teams in Kentucky to the Cal Ripken League World Series in 2005 and 2007...earned his bachelor's degree in Sports and Recreation Management from Ashford University in 2011.

WILLIE BLAIR'S CAREER PITCHING RECORD

YEAR	CLUB	W-L	ERA	G	GS	CG	SHO	SV	IP	H	R	ER	BB	SO
1986	St. Catharines	5-0	1.68	21	0	0	0	12	53.2	32	10	10	20	55
1987	Dunedin	2-9	4.43	50	0	0	0	13	85.1	99	51	42	29	72
1988	Dunedin	2-0	2.70	4	0	0	0	0	6.2	5	2	2	4	5
	Knoxville	5-5	3.62	34	9	0	0	3	102.0	94	49	41	35	76
1989	Syracuse	5-6	3.97	19	17	3	1	0	106.2	94	55	47	38	76
1990	Syracuse	0-2	4.74	3	3	1	0	0	19.0	20	13	10	8	6
	TORONTO	3-5	4.06	27	6	0	0	0	68.2	66	33	31	28	43
1991	Colorado Springs	9-6	4.99	26	15	0	0	4	113.2	130	74	63	30	57
	CLEVELAND	2-3	6.75	11	5	0	0	0	36.0	58	27	27	10	13
1992	Tucson	4-4	2.39	21	2	1	0	2	52.2	50	20	14	12	35
	HOUSTON	5-7	4.00	29	8	0	0	0	78.2	74	47	35	25	48
1993	COLORADO	6-10	4.75	46	18	1	0	0	146.0	184	90	77	42	84
1994	COLORADO	0-5	5.79	47	1	0	0	3	77.2	98	57	50	39	68
1995	SAN DIEGO	7-5	4.34	40	12	0	0	0	114.0	112	60	55	45	83
1996	SAN DIEGO	2-6	4.60	60	0	0	0	1	88.0	80	52	45	29	67
1997	West Michigan	0-0	0.00	1	1	0	0	0	5.0	1	0	0	0	7
	Toledo	0-0	0.00	1	1	0	0	0	7.0	1	1	0	2	4
	DETROIT	16-8	4.17	29	27	2	0	0	175.0	186	85	81	46	90
1998	ARIZONA	4-15	5.34	23	23	0	0	0	146.2	165	91	87	51	71
	NEW YORK (NL)	1-1	3.14	11	2	0	0	0	28.2	23	10	10	10	21
1999	DETROIT	3-11	6.85	39	16	0	0	0	134.0	169	107	102	44	82
2000	DETROIT	10-6	4.88	47	17	0	0	0	156.2	185	89	85	35	74
2001	Buffalo	4-3	2.75	11	10	1	0	0	72.0	72	30	22	7	50
	DETROIT	1-4	10.50	9	4	0	0	0	24.0	38	30	28	11	15
Major League Totals		60-86	5.04	418	139	3	0	4	1274.0	1438	778	713	415	759
Minor League Totals		36-35	3.62	191	58	6	1	34	623.2	598	305	251	185	443



COACHES & STAFF



GLENN HOFFMAN THIRD BASE COACH

30

BORN: July 7, 1958 in Orange, CA

OPENING DAY AGE: 55

RESIDENCE: Anaheim Hills, CA

NAMED TO STAFF: November 3, 2005

PLAYING POSITION: Infielder

MLB COACHING CAREER: Manager, LA Dodgers (1998); Bullpen Coach, Dodgers (1999); Third Base Coach, Dodgers (1999-2005); Third Base Coach, San Diego Padres (2006-present)

COACHING CAREER

- Is in his 39th year in professional baseball, 16th as a Major League coach and ninth as the Padres third base coach.
- Served in the same capacity with the Los Angeles Dodgers during the 1999-2005 seasons.
- Began the 1999 season as the Dodgers bullpen coach before he was reassigned to third base coach on May 26.
- Guided the Dodgers to a 47-41 record and third place finish in 1998 after taking over as manager on June 21.
- Compiled a 246-302 (.449) mark in five seasons as a manager in the Dodgers minor league system (1991-93, '97-98)...served as the Dodgers minor league field coordinator from 1994-96.

PLAYING CAREER

- Infielder played parts of nine seasons in the Major Leagues as an infielder with the Boston Red Sox (1980-87), Dodgers (1987) and California Angels (1989)...batted .242 with 106 doubles, 23 home runs, 210 RBI and 247 runs in 766 games.
- Member of Boston's American League Championship team in 1986, opening the season as the starting shortstop before spraining his right ankle in the second game of the season on April 9 at Detroit.
- Named to the Topps and *Baseball America* All-Rookie teams in 1980.
- Was Boston's second-round selection in the June 1976 First-Year Player Draft.

PERSONAL

- Full name is **Glenn Edward Hoffman**...he and his wife, Cheryl, have five children: Sarah, Stacy, Sabrina and twins, Drake and Dylan.
- Earned All-League and All-County honors at Savanna High School in Anaheim, Calif. where he set school records for hits and doubles...won three letters in basketball as a guard and was an All-League selection as a senior when he set a school career scoring record.
- His younger brother is former Padres closer Trevor Hoffman.
- His mother was the recipient of the George and Barbara Bush Little League Parents of the Year Award on August 26, 2002 at Williamsport, PA...Mikki Hoffman accepted the award on behalf of herself and her late husband, Eddie, at the annual CAN Little League Baseball Awards breakfast...the Hoffmans were deeply involved at various levels of volunteerism at Northwest Anaheim Little League while their sons were involved.

GLENN HOFFMAN'S CAREER BATTING RECORD

YEAR	CLUB	AVG.	G	AB	R	H	2B	3B	HR	RBI	BB	SO	SB
1976	Elmira	.272	60	191	29	52	7	2	3	34	23	9	2
1977	Winter Haven	.289	126	425	51	123	17	2	3	61	51	23	1
	Pawtucket	.444	4	9	2	4	1	0	0	2	1	1	0
1978	Pawtucket	.282	131	411	27	116	17	1	2	48	23	51	4
1979	Pawtucket	.285	139	520	70	148	13	3	11	54	29	66	1
1980	BOSTON	.285	114	312	37	89	15	4	4	42	19	41	2
1981	BOSTON	.231	78	242	28	56	10	0	1	20	12	25	0
1982	BOSTON	.209	150	469	53	98	23	2	7	49	30	69	0
1983	BOSTON	.260	143	473	56	123	24	1	4	41	30	76	1
1984	BOSTON	.189	64	74	8	14	4	0	0	4	5	10	0
1985	BOSTON	.276	96	279	40	77	17	2	6	34	25	40	2
1986	BOSTON	.217	12	23	1	5	2	0	0	1	2	3	0
	New Britain	.250	4	8	1	2	0	0	0	1	0	1	0
1987	BOSTON	.200	21	55	5	11	3	0	0	6	3	9	0
	Pawtucket	.231	46	160	18	37	7	0	2	22	14	19	2
	LOS ANGELES	.220	40	132	10	29	5	0	0	10	7	23	0
1988	Pawtucket	.240	109	366	38	88	14	0	3	33	36	48	2
1989	CALIFORNIA	.212	48	104	9	22	3	0	1	3	3	13	0
1990	Albuquerque	.302	24	63	7	19	3	1	0	10	2	9	1
Major League Totals		.242	766	2163	247	524	106	9	23	210	136	309	5
Minor League Totals		.274	643	2153	243	589	79	9	24	265	179	227	13

COACHES & STAFF



PHIL PLANTIER HITTING COACH

28

PLANTIER

BORN: January 27, 1969 in Manchester, NH **OPENING DAY AGE:** 45
RESIDENCE: Poway, CA
NAMED TO STAFF: November 11, 2011
PLAYING POSITION: Outfielder
MLB COACHING CAREER: Hitting Coach, San Diego Padres (2012-present)

COACHING CAREER

- Named the Padres hitting coach on November 11, 2011, he enters his third season as hitting coach and fourth in the organization.
- Served as hitting coach and interim manager at Single-A Lake Elsinore in 2011...helped lead the Storm to their first California League championship since 2001 as the team scored 828 runs to rank second among all Single-A clubs.
- Prior to joining the Padres, served as hitting coach and manager at the Double-A level as well as one season as hitting coordinator in the Seattle Mariners' organization.

PLAYING CAREER

- Originally signed as an 11th-round pick in the 1987 First-Year Player Draft by the Boston Red Sox, he hit .243 (457-for-1,883) with 90 doubles, three triples, 91 home runs, 292 RBI and 260 runs scored in 610 games over parts of eight Major League seasons.
- His 91 home runs are the record for any player born in the state of New Hampshire.
- Played with the Red Sox (1990-92), Padres (1993-94, 97), Houston Astros (1995), Oakland A's (1996) and St. Louis Cardinals (1997).
- Had his best season for San Diego in 1993, hitting .240 (111-for-462) with 34 home runs, 20 doubles, 100 RBI and 67 runs scored en route to being named the club's MVP.

PERSONAL

- Full name is **Phillip Alan Plantier**...he and his wife, Jennifer, have two sons, Ryan and Tyler, and a daughter, Emily.
- Since the end of his playing career, earned a bachelor's degree in social science from California State University San Marcos.

PHIL PLANTIER'S CAREER BATTING RECORD

YEAR	CLUB	AVG.	G	AB	R	H	2B	3B	HR	RBI	BB	SO	SB
1987	Elmira	.175	28	80	7	14	2	0	2	9	9	9	0
1988	Winter Haven	.240	111	337	29	81	13	1	4	32	51	62	0
1989	Lynchburg	.300	131	443	73	133	26	1	27	105	74	122	4
1990	Pawtucket	.253	123	430	83	109	22	3	33	79	62	148	1
	BOSTON	.133	14	15	1	2	1	0	0	3	4	6	0
1991	Pawtucket	.305	84	298	69	91	19	4	16	61	65	64	6
	BOSTON	.331	53	148	27	49	7	1	11	35	23	38	1
1992	Pawtucket	.425	12	40	7	17	0	0	5	14	6	6	0
	BOSTON	.246	108	349	46	86	19	0	7	30	44	83	2
1993	SAN DIEGO	.240	138	462	67	111	20	1	34	100	61	124	4
1994	SAN DIEGO	.220	96	341	44	75	21	0	18	41	36	91	3
1995	Tucson	.250	10	24	6	6	2	0	1	4	5	4	0
	HOUSTON	.250	22	68	12	17	2	0	4	15	11	19	0
	SAN DIEGO	.257	54	148	21	38	4	0	5	19	17	29	1
1996	Edmonton	.352	34	122	25	43	7	1	9	45	12	25	1
	OAKLAND	.212	73	231	29	49	8	1	7	31	28	56	2
1997	Rancho Cucamonga	.235	4	17	1	4	1	1	0	3	0	1	1
	Las Vegas	.429	15	56	13	24	6	0	5	9	4	8	1
	Louisville	.258	9	31	6	8	3	0	1	10	6	3	0
	SAN DIEGO	.125	10	8	0	1	0	0	0	0	2	3	0
	ST. LOUIS	.257	42	113	13	29	8	0	5	18	11	27	0
1998	Norfolk	.143	2	7	0	1	0	0	0	1	0	1	0
Major League Totals		.243	610	1883	260	457	90	3	91	292	237	476	13
Minor League Totals		.282	563	2230	319	531	101	11	103	372	294	453	14



COACHES & STAFF



ALONZO POWELL ASSISTANT HITTING COACH

32

BORN: December 12, 1964 in San Francisco, CA **OPENING DAY AGE:** 49

RESIDENCE: Peoria, AZ

NAMED TO STAFF: November 17, 2011

PLAYING POSITION: Outfielder

MLB COACHING CAREER: Assistant Hitting Coach, San Diego Padres (2006-present)

COACHING CAREER

- Enters his third season working in conjunction with hitting coach Phil Plantier in his role as assistant hitting coach.
- 2014 is his 31st year in professional baseball...spent five years in various roles with the Seattle Mariners from 2007-11...originally served as minor league hitting coordinator for the M's before moving to hitting coach for Triple-A Tacoma from 2008-11...also served as interim hitting coach for the Major League team during part of the 2010 season.
- Spent five seasons in the Cincinnati Reds' organization from 2002-06, serving as hitting coach for Double-A Chattanooga (2002-03) and as manager (2004-05) and hitting coach (2006) for Single-A Dayton.

PLAYING CAREER

- Former outfielder enjoyed a 19-year playing career between the United States and Japan.
- Originally signed as a non-drafted free agent by San Francisco in 1983...spent time in the Montreal, Minnesota, Seattle, Toronto, New York (AL) and Colorado systems, reaching the Majors with the Expos (1987) and Mariners (1991).
- Played for the Chunichi Dragons (1992-97) and Hanshin Tigers (1998) of the Japanese League...became the first American player to win three consecutive batting championships (1994-96)...also named to five All-Star teams and received two Gold Gloves.

PERSONAL

- Full name is **Alonzo Sidney Powell**...he and his wife, Jana, have two sons, Cameron and Dalton, and two daughters, Courtney and Brooklyn.

ALONZO POWELL'S CAREER BATTING RECORD

YEAR	CLUB	AVG.	G	AB	R	H	2B	3B	HR	RBI	BB	SO	SB
1983	Great Falls	.221	51	149	13	33	2	2	1	16	12	34	10
	Clinton	.195	36	113	14	22	5	1	0	9	15	27	2
1984	Everett	.176	6	17	2	3	1	0	1	4	1	3	0
	Clinton	.248	47	149	22	37	3	2	1	10	19	31	0
1985	San Jose	.258	136	473	79	122	27	6	9	62	71	118	34
1986	West Palm Beach	.329	23	76	20	25	7	1	4	18	22	16	5
	Jacksonville	.301	105	402	67	121	21	5	15	80	49	78	15
1987	Indianapolis	.299	90	331	64	99	14	10	19	74	32	68	12
	MONTREAL	.195	14	41	3	8	3	0	0	4	5	17	0
1988	Indianapolis	.262	88	282	31	74	18	3	4	39	28	72	10
1989	West Palm Beach	.317	12	41	7	13	4	3	1	8	7	3	1
	Indianapolis	.232	121	423	50	98	26	5	13	59	38	106	9
1990	Portland	.322	107	376	56	121	25	3	8	62	40	79	23
1991	Calgary	.375	53	192	45	72	18	7	7	43	31	33	2
	SEATTLE	.216	57	111	16	24	6	1	3	12	11	24	0
1992	Calgary	.343	10	35	7	12	1	1	1	7	5	10	0
Played Nippon Professional Baseball (Japan) from 1992-98													
1998	Syracuse	.229	15	48	8	11	1	0	3	9	7	12	0
1999	Columbus	.315	130	470	97	148	23	1	24	90	82	110	1
2000	Columbus	.264	64	239	34	63	10	0	8	27	20	48	1
	Colorado Springs	.259	21	58	9	15	7	0	1	4	10	12	0
2001	Newark	.294	81	293	45	86	20	1	16	59	40	68	1
Major League Totals		.211	71	152	19	32	9	1	3	16	16	41	0
Minor League Totals		.282	1196	4167	670	1175	233	51	136	680	529	928	126

COACHES & STAFF



DAVE ROBERTS BENCH COACH

10

ROBERTS

BORN: May 31, 1972 in Naha, Okinawa, Japan **OPENING DAY AGE:** 41
RESIDENCE: Cardiff, CA
NAMED TO STAFF: October 18, 2010
PLAYING POSITION: Outfielder
MLB COACHING CAREER: First Base Coach, San Diego Padres (2011-13),
 Bench Coach, San Diego Padres (2014)

COACHING CAREER

- Enters his first season as Manager Bud Black's bench coach...2014 is his fourth season coaching at any level after serving as special assistant to baseball operations for the Padres in 2010.
- Named to the Major League staff as first base coach on October 18, 2010...promoted to bench coach on November 18, 2013.

PLAYING CAREER

- Played parts of 10 seasons in the Major Leagues with the Cleveland Indians (1999-2001), Los Angeles Dodgers (2002-04), Boston Red Sox (2004), Padres (2005-06) and San Francisco Giants (2007-08).
- Played key role in Red Sox run to 2004 World Series title...stole second base in the ninth inning of Game 4 of the ALCS and scored the tying run later than inning as the Red Sox staved off elimination and won the first of eight straight games on their way to the organization's first title since 1918.
- From his first full season in 2002 to his last full season in 2007, ranked fourth among all Major League players with 226 stolen bases.
- Hit a career-high .293 for the Padres in 2006, also tying Tony Gwynn's franchise single-season record with a career-high 13 triples.

PERSONAL

- Full name is **David Ray Roberts**...he and his wife, Tricia, have a daughter, Emmerson, and a son, Cole.
- Attended Rancho Buena Vista High School in Vista, Calif., and went on to earn a degree from UCLA...played left field for the Bruins and finished his collegiate career as the school's all-time stolen base leader (109).
- Following his playing career, served as an analyst for the New England Sports Network (NESN) in 2009 before joining the Padres front office in 2010.

DAVE ROBERTS' CAREER BATTING RECORD

YEAR	CLUB	AVG.	G	AB	R	H	2B	3B	HR	RBI	BB	SO	SB
1994	Jamestown	.292	54	178	33	52	7	2	0	12	29	27	12
1995	Lakeland	.303	92	357	67	108	10	5	3	30	39	43	30
1996	Visalia	.272	126	482	112	131	24	7	5	37	98	105	65
	Jacksonville	.222	3	9	0	2	0	0	0	0	1	0	0
1997	Jacksonville	.296	105	415	76	123	24	2	4	41	45	62	23
1998	Jacksonville	.326	69	279	71	91	14	5	5	42	53	59	21
	Akron	.361	56	227	49	82	10	5	7	33	35	30	28
	Buffalo	.133	5	15	2	2	0	0	0	2	0	3	2
1999	Buffalo	.271	89	350	65	95	17	10	0	38	43	52	39
	CLEVELAND	.238	41	143	26	34	4	0	2	12	9	16	11
2000	Buffalo	.292	120	462	93	135	16	3	13	55	59	68	39
	CLEVELAND	.200	19	10	1	2	0	0	0	0	2	2	1
2001	Akron	.203	17	64	9	13	5	0	0	2	9	8	4
	Buffalo	.303	62	241	34	72	12	4	0	22	18	44	17
	CLEVELAND	.333	15	12	3	4	1	0	0	2	1	2	0
2002	LOS ANGELES	.277	127	422	63	117	14	7	3	34	48	51	45
2003	LOS ANGELES	.250	107	388	56	97	6	5	2	16	43	39	40
	Las Vegas	.000	2	5	2	0	0	0	0	0	1	0	0
	Ogdon	.400	3	10	4	4	0	0	0	0	1	0	1
2004	LOS ANGELES	.253	68	233	45	59	4	7	2	21	28	31	33
	Vero Beach	.000	2	8	0	0	0	0	0	0	0	0	0
	BOSTON	.256	45	86	19	22	10	0	2	14	10	17	5
2005	Lake Elsinore	.200	3	10	2	2	1	0	0	0	3	1	0
	SAN DIEGO	.275	115	411	65	113	19	10	8	38	53	59	23
2006	Lake Elsinore	.333	1	3	0	1	0	0	0	0	0	2	0
	SAN DIEGO	.293	129	499	80	146	18	13	2	44	51	61	49
2007	Fresno	.143	2	7	1	1	0	0	0	0	1	2	0
	SAN FRANCISCO	.260	114	396	61	103	17	9	2	23	42	66	31
2008	Fresno	.387	11	31	4	12	4	1	2	5	6	6	0
	SAN FRANCISCO	.224	52	107	18	24	2	2	0	9	20	18	5
Major League Totals		.266	832	2707	437	721	95	53	23	213	307	362	243
Minor League Totals		.294	822	3153	624	927	144	44	39	319	441	512	281



COACHES & STAFF



JOSÉ VALENTÍN FIRST BASE COACH

17

BORN: October 12, 1969 in Manati, Puerto Rico **OPENING DAY AGE:** 44
RESIDENCE: Manati, Puerto Rico
NAMED TO STAFF: November 18, 2013
PLAYING POSITION: Infielder
MLB COACHING CAREER: First Base Coach, San Diego Padres (2014)

COACHING CAREER

- Begins his first season on the Major League staff as a first base coach.
- Managed the Fort Wayne TinCaps, the Padres' Class A Midwest League affiliate in 2012 and 2013, leading the team to the playoffs in each season.
- Following the 2012 season, was named the Low-A Manager of the Year by *Baseball America*.

PLAYING CAREER

- Infielder played parts of 16 seasons in the Major Leagues with the Milwaukee Brewers (1992-99), Chicago White Sox (2000-04), Los Angeles Dodgers (2005) and New York Mets (2006-07)...posted a .243 (1,348-for-5,539) average with 302 doubles, 41 triples, 249 home runs, 816 RBI, 872 runs and 136 stolen bases in 1,678 games.
- Originally signed by the Padres as a non-drafted free agent on October 12, 1986 and played five seasons in the Padres system before being traded on March 26, 1992 with Ricky Bones and Matt Mieske to the Brewers for Gary Sheffield and Geoff Kellogg.
- Was the Chicago White Sox nominee for the Roberto Clemente Award from 2001-04.

PERSONAL

- Full name is **José Antonio Valentín**...he and his wife, Ilka, have two sons, Jesmuel and Yomar, and a daughter, Joveliz.
- After retiring from baseball, served as an instructor at the Puerto Rico Baseball Academy and High School in Gurabo... coached his son, Jesmuel, at the Academy before he was selected by the Los Angeles Dodgers as a compensation round selection (51st overall) of the 2012 First-Year Player Draft.
- Jose graduated from Fernando Callejo High School in Manati in 1987 where he played volleyball, baseball and basketball.
- Is the brother of former Major League catcher Javier Valentín, who played in the Majors from 1997-2008.

JOSÉ VALENTÍN'S CAREER BATTING RECORD

YEAR	CLUB	AVG.	G	AB	R	H	2B	3B	HR	RBI	BB	SO	SB
1987	Spokane	.250	70	244	52	61	8	2	2	24	35	38	8
1988	Charleston	.232	133	444	56	103	20	1	6	44	45	83	11
1989	Riverside	.194	114	381	40	74	19	5	19	41	37	93	8
	Wichita	.245	18	49	8	12	1	0	2	5	5	12	1
1990	Wichita	.278	11	36	4	10	2	0	0	2	5	7	2
1991	Wichita	.251	129	447	73	112	22	5	17	68	55	115	8
1992	Denver	.240	139	492	78	118	19	11	3	45	53	99	9
	MILWAUKEE	.000	4	3	1	0	0	0	0	1	0	0	0
1993	New Orleans	.247	122	389	56	96	22	5	9	53	47	87	9
	MILWAUKEE	.245	19	53	10	13	1	2	1	7	7	16	1
1994	MILWAUKEE	.239	97	285	47	68	19	0	11	46	38	75	12
1995	MILWAUKEE	.219	112	338	62	74	23	3	11	49	37	83	16
1996	MILWAUKEE	.259	154	552	90	143	33	7	24	95	66	145	17
1997	MILWAUKEE	.253	136	494	58	125	23	1	17	58	39	109	19
	Beloit	.500	2	6	3	3	1	0	0	1	2	1	0
1998	MILWAUKEE	.224	151	428	65	96	24	0	16	49	63	105	10
1999	MILWAUKEE	.227	89	256	45	58	9	5	10	38	48	52	3
	Louisville	.250	6	20	6	5	0	0	3	3	4	3	0
2000	CHICAGO-AL	.273	144	568	107	155	37	6	25	92	59	106	19
2001	CHICAGO-AL	.258	124	438	74	113	22	2	28	68	50	114	9
2002	CHICAGO-AL	.249	135	474	70	118	26	4	25	75	43	99	3
2003	CHICAGO-AL	.237	144	503	79	119	26	2	28	74	54	114	8
2004	CHICAGO-AL	.216	125	450	73	97	20	3	30	70	43	139	8
	Charlotte	.065	8	31	1	2	0	0	0	2	2	15	0
2005	LOS ANGELES-NL	.170	56	147	17	25	4	2	2	14	31	38	3
	Las Vegas	.400	12	35	8	14	3	0	2	5	7	6	1
2006	NEW YORK-NL	.271	137	384	56	104	24	3	18	62	37	71	6
2007	NEW YORK-NL	.241	51	166	18	40	11	1	3	18	15	28	2
	St. Lucie	.125	3	8	4	1	0	0	1	4	2	2	0
2008	St. Lucie	.320	7	25	4	8	4	0	0	4	3	5	0
	New Orleans	.182	10	33	4	6	2	0	1	4	2	8	1
Major League Totals		.243	1678	5539	872	1348	302	41	249	816	630	1294	136
Minor League Totals		.237	784	2640	397	625	114	29	56	305	304	574	58

COACHES & STAFF

BASEBALL SUPPORT STAFF

SUPPORT STAFF



TODD HUTCHESON HEAD ATHLETIC TRAINER

- Todd Hutcheson is in his 17th season as the Padres' head athletic trainer.
- Named to the post on October 7, 1997 after seven seasons as the club's assistant trainer.
- Joined the organization in 1982, spending nine years as an athletic trainer for San Diego's minor league clubs in Sarasota (1982), Miami (1983), Beaumont (1984-85) and Las Vegas (1986-90).
- Served as a trainer for the 2001 National League All-Star team in Seattle.
- Named a member of the 2004 Major League Training Staff of the Year by the Professional Baseball Athletic Trainers Society (PBATS).
- Was a speaker for Major League Baseball's international tour of Germany and the Czech Republic in 1997 and a guest speaker for the NATA convention in Los Angeles in 2001.
- Named athletic trainer for the 1983 Florida State League All-Star Game, the 1985 Texas League All-Star Game and the 1990 Triple-A All-Star Game.
- Graduated from the University of La Verne with a bachelor's of arts degree in physical education.
- Born September 19, 1959, Hutcheson and his wife, Lissa, reside in Santee, Calif...they have two daughters, Jessica and Marguerite.



PAUL NAVARRO ASSISTANT ATHLETIC TRAINER

- Paul Navarro is in his ninth full season as the Padres' assistant athletic trainer.
- Filled in with the Major League club in the latter part of the 2005 campaign...first joined San Diego's system in 2000.
- Served as the athletic trainer for the Padres' Single-A Fort Wayne (2004-05), Rookie-level Idaho Falls (2001-03) and Rookie-level Peoria (2000) affiliates.
- Earned a bachelor's degree in athletic training from the University of La Verne in 1994...is a Certified Strength and Conditioning Specialist (CSCS) and Athletic Trainer Certified (ATC).
- Born January 8, 1973, Navarro and his wife, Rosalie, make their offseason home in Chino Hills, Calif...they have two sons, Paul and Colin.



BRETT MCCABE STRENGTH AND CONDITIONING COACH

- Brett McCabe enters his second season as the Padres' strength and conditioning coach...named to the post on December 11, 2012.
- Joined the Padres after seven seasons with the Arizona Diamondbacks organization, where, as the minor league strength and conditioning coordinator, he was responsible for overseeing the strength and conditioning programs for the organization's affiliates.
- Served three seasons as a strength and conditioning coach in the Blue Jays system from 2003-05...worked at Double-A New Haven in 2003 before taking over at Triple-A Syracuse from 2004-05.
- Earned a bachelor's of science degree in movement science at Grand Valley State University (Mich.) in 2002...is a licensed massage therapist, registered strength and conditioning coach and certified strength and conditioning specialist.



RICK STAUFFER PHYSICAL THERAPIST / COORDINATOR, MEDICAL SERVICES

- Rick Stauffer is entering his fifth season with the Padres.
- Prior to joining the Padres, he helped develop the Ben Hogan Sports Therapy Institute in Fort Worth, TX.
- Served as a physical therapist for the Texas Rangers for five years (1999-2003) and as a consultant to the New York Mets during the 2005 and 2006 seasons.
- Is a certified Sports Clinical Specialist (SCS) through the American Physical Therapy Association (APTA), a Certified Strength and Conditioning Specialist (CSCS) and Performance Enhancement Specialist (PES).
- Attended San Diego State University before studying physical therapy at University of Texas Southwestern Medical Center.
- A native San Diegan and graduate of Granite Hills High School in El Cajon, Stauffer resides in Carmel Mountain with his wife, Kim, and their children, Travis and Julia.



COACHES & STAFF


BASEBALL SUPPORT STAFF



BRIAN PRILAMAN

DIRECTOR, TEAM TRAVEL/EQUIPMENT MANAGER

- 2014 marks Brian Prilaman's 44th season with the Padres organization, his 30th season as equipment manager and 17th also handling team travel responsibilities...Prilaman joined the Padres in 1971 as a batboy.
- Served as San Diego's visiting clubhouse manager from 1977-85.
- Named recipient of the 2011 Donald Davidson Award, recognizing the Traveling Secretary of the Year as voted by his peers....also received the 2008 Pete Sheehy Clubhouse Manager Award, as voted by his peers.
- Graduated from Morse High School in San Diego and attended San Diego City College.
- Prilaman and his wife, Karen, reside in San Diego and have a daughter, Jennifer, and a son, Chris.



JUSTIN HATCHER

BULLPEN CATCHER

- Justin Hatcher is in his seventh season as a Padres bullpen catcher.
- Signed by the Padres as a minor league free agent on August 15, 2006...originally signed by the Texas Rangers as a 25th-round selection in the 2003 First-Year Player Draft.
- Compiled a .262 average in 258 minor league games as a catcher over parts of five seasons in the Rangers (2003-06) and Padres (2006-07) organizations.
- A native of Fort Worth, Tex., he attended Texas Christian University.
- Born May 12, 1980, Hatcher and his wife, Lori, reside in Crowley, Tex., with their daughter, Savannah, and son, Gage.



GRIFFIN BENEDICT

BULLPEN CATCHER

- Griffin Benedict is in his fourth season as a Padres bullpen catcher.
- Joined the Major League staff during Spring Training of 2011.
- A minor league catcher, he was signed by the Padres as a 16th-round selection in the 2009 First-Year Player Draft.
- Over parts of two minor league seasons between Short-A Eugene, Single-A Fort Wayne and Triple-A Portland, he compiled a .240 batting average in 98 games.
- Resides in Dunwoody, Ga.



PHILIP KERR

MASSAGE THERAPIST

- Philip Kerr is in his seventh full season as the Padres massage therapist...worked several home games during the 2006 season and took over the position full-time in June 2007.
- Attended the International Professional School of Bodywork (IPSB)...logged more than 1,000 hours of massage training, working at the school's massage therapy center.
- Is a nationally-certified holistic health practitioner and a member of the American Massage Therapy Association (AMTA).
- Kerr and his wife, Gabrielle, reside in San Diego with their son, Waylon, and dog, Hank.

COACHES & STAFF

BASEBALL SUPPORT STAFF

SUPPORT STAFF



MIKE TOMPKINS
VIDEO COORDINATOR

- Mike Tompkins is in his 19th season with the Padres and his 13th as the club's video coordinator.
- Joined the Padres in 1996 as the assistant video coordinator and assumed his current position in 2001...is in charge of all aspects of the team's video production, including digital video indexing, scouting videos utilized by both players and coaches, and player footage archives.
- A native of San Diego, he is a graduate of Kearny High School and San Diego State University, where he received bachelor's degrees in Spanish, as well as telecommunications and film.
- Tompkins is married and has two sons.



TONY PETRICCA
**ASSISTANT EQUIPMENT MANAGER/
UMPIRE ROOM ATTENDANT**



SPENCER DALLIN
**ASSISTANT TO THE
EQUIPMENT MANAGER**



COACHES & STAFF

MEDICAL STAFF

HEINZ R. HOENECKE, M.D.

BOARD-CERTIFIED ORTHOPAEDIC SURGEON

- Dr. Hoenecke is the Padres head team physician.
- Is a member of the Orthopaedic Surgery division at Scripps Clinic.
- Completed his Orthopaedic training at the University of Arizona and his fellowship experience at the Steadman-Hawkins Clinic in Vail, Col.
- Was one of the team physicians for the World Baseball Classic and previously served as a team physician for USOC events along with consulting at the ARCO Olympic Training Center...has also served as a consultant for the U.S. Olympic ski team.

JAN FRONEK, M.D.

BOARD-CERTIFIED ORTHOPAEDIC SURGEON

- Dr. Fronek shares the responsibility as the head team physician...joined the Padres in 1985.
- Completed his Orthopaedic Surgery residency training at the University of California, San Diego in 1984, his fellowship in Knee & Shoulder surgery at the Hospital for Special Surgery in New York in 1985 and has since been a member of the Division of Orthopaedic Surgery at Scripps Clinic.
- Is the Head of Sports Medicine at Scripps Clinic...has previously served as president-elect of the Association of Major League Baseball Team Physicians.
- Has served as team physician for the World Baseball Classic, the Buick Invitational PGA tournament at Torrey Pines Golf Course, the World Pro Ski Tour and La Jolla Country Day School.

DANIEL KEEFE, M.D.

BOARD-CERTIFIED ORTHOPAEDIC SURGEON

- Dr. Keefe joined the Padres in 2006 after completing a fellowship in sports medicine and arthroscopy at Baylor College of Medicine in Houston, Tex.
- Completed medical school at Georgetown University and residency training at Northwestern University in Chicago.
- Joined Scripps Clinic in 2004 and specializes in the surgical treatment of the shoulder, elbow, and knee.
- Has participated in the care of multiple teams including the World Baseball Classic participants and the Buick Invitational PGA tournament at Torrey Pines Golf Course.

HARRY ALBERS, M.D.

BOARD CERTIFIED IN INTERNAL MEDICINE

- Dr. Albers joined the Padres in 1998...currently serving as head internal medicine physician for the club.
- Is Board Certified in Internal Medicine and practices currently with the Scripps Clinic Medical Group in Carmel Valley, where he serves as chairman for Quality Assurance.
- A graduate of San Diego State University and the University of California, San Diego Medical School, he completed his residency and chief residency at UCSD Medical Center.
- Served as a team physician for the World Baseball Classic in 2006 and 2009.

GASTON R. MOLINA JR., M.D.

BOARD CERTIFIED IN INTERNAL MEDICINE

- Dr. Molina joined Scripps Clinic in 1992 and began working with the Padres in 1999.
- A graduate of Stanford University.
- Trained in Internal Medicine at the University of Washington where he was chief resident and clinical instructor.
- At Scripps Clinic, has been active teaching the Internal Medicine Residency Program and vitamin D research.
- Currently is Division Head of the Private Internal Medicine Center at Scripps Clinic, which he joined in 2005...he is board certified by the American College of Physicians and is fluent in Spanish.
- Served as a team physician for the World Baseball Classic in 2006 and 2009.

ROBERT K. KAKEHASHI, M.D.

BOARD CERTIFIED IN INTERNAL MEDICINE

- Dr. Kakehashi joined the Padres medical staff in 2000.
- His experience in emergency and acute care medicine complements the club's comprehensive medical team.
- Graduated from the University of California, Los Angeles School of Medicine in 1981 and continued on to complete an internship and residency in Internal Medicine with the UCLA-San Fernando Valley Medical Program in 1984.
- In 1985, he joined Scripps Clinic Division of Urgent Care/Emergency Medicine and practices currently at the Torrey Pines campus.
- Served as team physician for the World Baseball Classic in 2009...has also served as physician for the Buick Invitational, Farmers Insurance Open and the 2008 U.S. Open.

MARK KYLE, M.D.

BOARD CERTIFIED IN INTERNAL MEDICINE

- Dr. Kyle joins the Padres medical staff this season.
- He is a member of Scripps Clinic and practices in the Divisions of Hospital Medicine and Urgent Care/Emergency Medicine at Scripps Green Hospital and the Division of Hospital Medicine at Scripps Memorial Hospital...his expertise in hospital medicine complements the other physicians and provides the entire spectrum of internal medicine for the Padres.
- He completed his undergraduate degree from Colorado State University, medical school at University of Colorado and internship and residency at University of California, San Diego.
- He has served as a physician with the Buick Invitational, Farmers Insurance Open, and the 2008 U.S. Open at Torrey Pines...he is on faculty at the Scripps Clinic Internal Medicine Residency Program and UCSD School of Medicine...he is active in research on substance abuse and has volunteered his time to caring for the local people of Fiji.

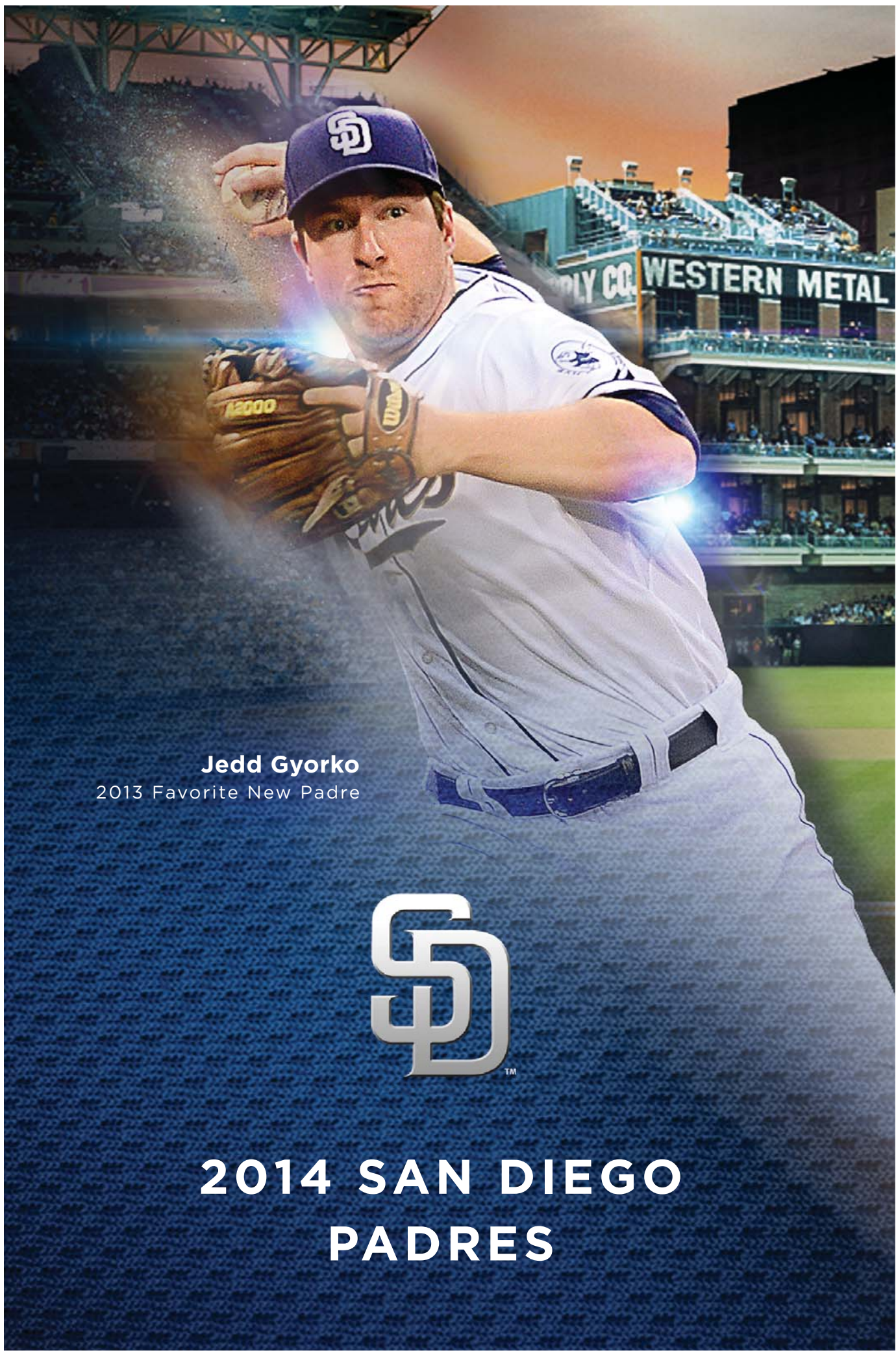
JOSE IVAN QUICENO, M.D.

BOARD CERTIFIED IN OPHTHALMOLOGY

- Dr. Quiceno has worked with the Padres since 2005.
- Completed his residency in ophthalmology at the University of California, San Diego where he also served as chief resident and clinical instructor...his earlier work included a research fellowship in uveitis and retinal diseases.
- Joined the Scripps Clinic in 2000...now Board Eligible, he provides care as a comprehensive ophthalmologist and anterior segment surgeon.
- Other physicians assisting with the Padres include Hand Surgeon Dr. Lorenzo Pacelli and Spine Surgeon Dr. James Bruffey & Steve Copp, all Board Certified in Orthopaedic Surgery and members of the Orthopaedic Surgery at Scripps Clinic at Torrey Pines, Carmel Valley and Encinitas.

SCRIPPS CLINIC

Scripps Clinic, a multi-specialty medical group, which has cared for the Padres since 1981 provides state-of-the-art diagnosis and treatment of illnesses in all specialties of medicine. The primary outpatient and inpatient facility is located on North Torrey Pines Road while other outpatient facilities are found throughout San Diego County.



Jedd Gyorko
2013 Favorite New Padre



**2014 SAN DIEGO
PADRES**



YONDER ALONSO

INFIELDER

23

BATS/THROWS: L/R
OPENING DAY AGE: 26

BORN: April 8, 1987 in Havana, CUBA
RESIDENCE: Doral, FL

ACQUIRED: From CIN along with RHPs Edinson Volquez and Brad Boxberger and C Yasmani Grandal in exchange for RHP Mat Latos: December 17, 2011
CONTRACT STATUS: Signed through 2014

HEIGHT/WEIGHT: 6-1/230
SERVICE TIME: 2.116

CAREER

2013: Set a career-high by hitting .281 (94-for-334) in 97 games.

- Made his second career Opening Day roster and second-straight start at first base in the season opener on April 1 at NYM.
- Placed on the 15-day DL on June 6 with a right hand contusion (retroactive to June 1)...reinstated on July 12 after playing in four games on a rehab assignment with Triple-A Tucson.
- Hit all six of his home runs prior to his DL stint...slugged .416 from April 1 - May 31 and just .306 after being activated from DL.
- Opened the season hitting .292 (28-for-96) with 16 RBI in 26 games during the month of April.
- **Tied a Padres club-record (multiple times) and a personal career-high with three doubles on April 27 vs. SF, his second career three-double game (also July 30, 2012 at CIN).**
- Made 15 starts batting third in the order, hitting .308 (16-for-52) in those games...also appeared in 36 games, 35 starts, batting fourth in the order, hitting .296 (40-for-135).
- Hit .296 (72-for-243) against right-handed pitchers and .242 (22-for-91) against left-handers...hit .305 (50-for-164) in 49 games at Petco Park and .259 (44-for-170) in 48 games on the road.
- In 40 second-half games, hit .296 (40-for-135) and drew 17 walks against 15 strikeouts for a .370 on-base percentage.
- Made his last start of the season on August 30 at LAD...appeared in just two games as a pinch-runner in the final month of the season on September 28-29, missing time due to issues with his prior right hand injury.
- Had a season-best eight-game hit streak from April 9-16 (.419, 13-for-31).

QUICK HIT

- **Born in Cuba, moved to the United States when he was 10.**
- **Sister, Yainee, is engaged to Orioles infielder Manny Machado.**
- **Teammate with Yasmani Grandal, Jason Hagerly and Ryan Jackson on the 2008 Miami Hurricanes that were the No. 1 seed in that year's College World Series.**
- **First MLB Hit:** September 4, 2010 at St. Louis, double off of Mike MacDougal
- **First MLB Home Run:** August 6, 2011 at Chicago-NL off of Carlos Zambrano

2012: Set career-highs in nearly every offensive category in his first full Major League season, including games (155), hits (150), doubles (39), home runs (nine), RBI (62), runs (47) and walks (62).

- Made his first career Opening Day roster, starting at first base in the Padres first game of the season on April 5 vs. LAD.
- Led all Major League rookies in games played (155) and doubles (39)...ranked tied for second in hits (150) with Norichika Aoki (MIL) among MLB rookies and tied for the most among all NL rookies, trailing only Mike Trout (182 for LAA)...also ranked second among MLB rookies in walks (62), behind Trout (67 for LAA).
- Set a Padres rookie-record with 39 doubles, passing the previous franchise mark held by Benito Santiago (33 in 1987)...his 20 doubles prior to the All-Star Break were the most ever by a Padres rookie in the first half.
- Finished tied with Ryan Klesko (39 in 2002) for the 10th-most doubles all-time in a season by a Padre.
- Set a Padres record with 10 multi-double games, the most in all of Major League Baseball...passed the previous franchise-mark of six multi-double games by Tony Gwynn in 1993 and Adrian Gonzalez in 2007.
- In 72 games after the All-Star Break, hit .285 (73-for-256) with 19 doubles, six home runs and 39 RBI.
- Collected his first career grand slam on September 14 vs. COL off Tyler Chatwood in the first inning.
- Had a career-best 10-game hit streak from May 18-27, hitting .351 (13-for-37) over that stretch.
- Collected two hits and three RBI in back-to-back games on July 18-19 at HOU...becoming the first rookie in team history to do so.
- Had 13 games total with multiple extra-base hits in 2012, the most by a Padre since Adrian Gonzalez had 15 in 2007.
- Rated No. 33 on *Baseball America's* Top-100 Prospects list and No. 1 in the Padres' organization heading into the season.

2011: Began the season at Triple-A Louisville, where he was an International League mid-season All-Star and played in the XM All-Star Futures Game...promoted to the Majors on July 26 and spent the rest of the season with the Reds.

- Joined the Reds following Jonny Gomes trade to WSH...started 14 games in left field, one at first base and one at third base...nine multi-hit games in his 16 total starts, hitting .367 (22-for-60) with four home runs and 13 RBI in those games.
- Connected for his first big league home run August 6 at CHI off Carlos Zambrano.
- Made 21 appearances at first base and 62 in the outfield for Louisville.
- Rated No. 73 on *Baseball America's* Top-100 Prospects list and No. 4 in the Reds' organization heading into the 2011 campaign.

2010: Split the majority of his season between Double-A Carolina and Triple-A Louisville, also seeing his first action as a September call-up.

- Recalled on September 1 and made his big league debut that night as a pinch hitter vs. MIL...tallied his first big league hit September 4 at STL, a pinch-hit, ground rule double off Mike MacDougal.
- Made 17 of his 22 appearances for the Reds as a pinch hitter...also made three starts, all at first base.
- Began the season at Carolina and was promoted to Triple-A on May 12...named the International League's Player of the Week for July 26 - August 1.
- Started at first base for the World Team in the All-Star Futures Game in Anaheim.
- Entered the season ranked No. 45 on *Baseball America's* Top-100 Prospects list and No. 2 in the Reds' organization.

2009: Split his season between the Gulf Coast Reds, Single-A Sarasota and Double-A Carolina, combining to hit .292 in 84 games.

- Missed two months while on Carolina's disabled list with a broken right hamate bone, an injury that required surgery on June 23 by Dr. Timothy Kremcheck.
- Named to the Florida State League All-Star team.
- Rated by *Baseball America* as No. 35 on their Top-100 Prospects list entering the season.

PERSONAL

Yonder Alonso...born in Cuba and moved to the United States when he was 10 years old with his father Luis, mother Damarys and sister Yainee...his father was a player and coach for the esteemed Industriales club in Cuba...graduated from Coral Gables (FL) High School...drafted by the Reds after his junior season at the University of Miami...originally signed by Reds' scout Tony Arias.

YONDER ALONSO'S CAREER BATTING RECORD

YR	CLUB	AVG	G	AB	R	H	2B	3B	HR	RBI	SH	SF	HP	BB	SO	SB	CS	OBP	SLG	E
2008	Sarasota (A)	.316	6	19	1	6	1	0	0	2	0	1	0	5	5	0	0	.440	.368	0
2009	Sarasota (A)	.303	49	175	21	53	13	0	7	38	0	2	0	24	30	0	1	.383	.497	5
	Carolina (AA)	.295	29	105	12	31	11	0	2	14	0	2	0	14	15	1	0	.372	.457	3
	GCL Reds (R)	.133	6	15	0	2	0	0	0	0	0	0	0	3	1	0	0	.278	.133	0
2010	Carolina (AA)	.267	31	101	19	27	5	0	3	13	0	0	1	19	16	4	2	.388	.406	2
	Louisville (AAA)	.296	101	406	50	120	31	2	12	56	0	1	1	37	76	9	1	.355	.470	2
	CINCINNATI	.207	22	29	2	6	2	0	0	3	0	0	0	0	10	0	0	.207	.276	2
2011	Louisville (AAA)	.296	91	358	46	106	24	4	12	56	0	4	1	46	60	6	5	.374	.486	2
	CINCINNATI	.330	47	88	9	29	4	0	5	15	0	0	0	10	21	0	0	.398	.545	1
2012	SAN DIEGO	.273	155	549	47	150	39	0	9	62	1	4	3	62	101	3	0	.348	.393	12
2013	SAN DIEGO	.281	97	334	34	94	11	0	6	45	0	7	2	32	47	6	0	.341	.368	3
	Tucson (AAA)@	.571	4	14	1	8	0	0	0	2	0	0	0	0	0	0	1	.571	.571	0
Major League Totals		.279	321	1000	92	279	56	0	20	125	1	11	5	104	179	9	0	.346	.395	18
Minor League Totals		.296	317	1193	150	353	85	6	36	181	0	10	3	148	203	20	10	.372	.468	14

*Led league +Tied for league lead @Rehab assignment

CAREER FIELDING

POSITION	PCT.	G	PO	A	E	TC	DP
First Base	.992	250	2062	161	17	2240	154
Outfield	.958	17	22	1	1	24	0
Second Base	---	1	0	0	0	0	0
Third Base	---	1	0	0	0	0	0
Career Total	.992	267	2084	162	18	2264	154

SINGLE-GAME HIGHS


HITTING STREAK.....10 games, May 18-27, 2012
 HITS4, three times, last September 16, 2012 vs. Colorado
 DOUBLES3, twice, last April 27, 2013 vs. San Francisco
 RBI.....4, three times, last July 27, 2013 at Arizona
 RUNS SCORED.....3, May 19, 2013 vs. Washington
 WALKS.....3, September 11, 2012 vs. St. Louis
 STRIKEOUTS.....3, six times, last September 10, 2012 vs. St. Louis
 STOLEN BASES2, July 23, 2013 at Milwaukee

HOME RUNS

CAREER MULTI-HOME RUN GAMES.....None
 CAREER GRAND SLAMS (1).....September 14, 2012 vs. Colorado (Tyler Chatwood)
 CAREER PINCH-HIT (1).....August 28, 2011 vs. Washington (Drew Storen)

CAREER TRANSACTIONS

2005.....Selected by the Minnesota Twins in the 16th round of the First-Year Player Draft (did not sign).
 2008.....Signed by the Cincinnati Reds as a first-round selection (seventh overall) in the First-Year Player Draft.
 2011.....Acquired by the San Diego Padres along with RHPs Edinson Volquez and Brad Boxberger and C Yasmani Grandal in exchange for RHP Mat Latos, December 17.

**ALEXI AMARISTA****INFIELDER/OUTFIELDER****5****BATS/THROWS: L/R**
OPENING DAY AGE: 24**HEIGHT/WEIGHT: 5-6/152**
SERVICE TIME: 2.053**BORN: April 6, 1989 in Barcelona, VENEZUELA****RESIDENCE: Barcelona, VENEZUELA****ACQUIRED: From LAA along with RHP Donn Roach in exchange for RHP Ernesto Frieri: May 3, 2012****CONTRACT STATUS: Signed through 2014****CAREER**

2013: Played in a career-high 146 games, the second-most by a Padre behind Will Venable (151)...set a career-high in hits (87) while tying his career-high in home runs (five) and RBI (32).

- Made a career-high 84 starts (53 in CF, 16 at 2B, eight at SS, five in LF and two at 3B).
- Hit .316 (24-for-76) with runners in scoring position, the third-best mark by a Padre in 2013 (min 20 AB)...also hit .324 (11-for-34) with runners in scoring position and two outs, the second-best mark by a Padre in 2013 (min. 10 AB).
- Recorded his first career game-ending hit in the Padres final home game of the season on September 26 vs. ARI with a bases-loaded single in the bottom of the 11th to give the Padres a 3-2 victory.
- Had a career-long 0-for-31 hitless streak from September 7-23 snapped with a single on September 24 vs. ARI.
- Over a 30-game stretch from June 28 - August 7, he hit .302 (29-for-96).
- On May 15 at BAL, recorded a season-high-tying three hits, going 3-for-5 with a career-high tying three runs, two doubles, a homer and two RBI from eighth spot in order...his three extra-base hits were a career-high and were tied for the most in a game by a Padre in 2013...according to ELIAS, he became just the third Padre in team history to have at least three extra-base hits with multiple RBI while hitting eighth-or-ninth in the order (also, Cesar Cresspo on September 24, 2001 at COL and Nick Hundley on August 31, 2010 at ARI).

QUICK HIT

- **First MLB Hit:** April 26, 2011 at Oakland, double off of Brandon McCarthy
- **First MLB Home Run:** June 28, 2012 at Houston, grand slam off of Brett Myers

2012: Acquired by the Padres with RHP Donn Roach from LAA in exchange for RHP Ernesto Frieri on May 3.

- Made his first career Opening Day roster for the Angels, making just one appearance as a pinch runner on Opening Day, April 6 vs. KC, scoring what would prove to be the winning run in that game.
- Assigned to Triple-A Tucson after trade on May 3, playing in 11 games before being recalled to San Diego on May 17, spending the remainder of the season with the Padres...made his Padres debut on May 17 vs. LAD.
- Hit .186 (11-for-59) over his first 25 games with the Padres from May 17 - June 18 before hitting .309 (42-for-136) in a 42-game span from May 19 - August 11.
- Collected a career-high five hits on September 2 at COL, the most hits by a Padre in 2012 and most by a Padre since Chase Headley also had five hits on September 21, 2009 at PIT (11 innings).
- Hit his first career home run on June 28 at HOU, a go-ahead grand slam in the top of the ninth inning to help give the Padres a 7-3 victory over the Astros...became the first player in Major League history to hit a go-ahead grand slam in the ninth inning-or-later for his first career home run since September 8, 1969 when Jose Martinez did so for PIT at MON (ELIAS)...was the fifth Padre in team history to hit a grand slam for his first home run.
- Two games after his first career home run on June 28 at HOU, had his first career multi-homer game on June 30 at COL, collecting a career-high tying four RBI in that game (2x, also June 28, 2012 at HOU).
- Hit his first career leadoff home run on August 10 at PIT.
- Had a career-best nine-game hit streak from June 26 - July 5, hitting .412 (14-for-34) over that streak.
- Played in 106 games total, making 64 starts, all with the Padres...of his games started, 43 were at 2B, eight at SS, seven in LF and six in CF.

2011: Spent the majority of the season with Triple-A Salt Lake, hitting .292 (106-for-363) with 24 doubles, five triples, four home runs, 50 RBI and 15 SB in 86 games for the Bees while also seeing his first Major League action.

- Appeared at five different positions with Salt Lake during the season (2B, SS, LF, CF, RF).
- Collected three doubles with three RBI on August 2 vs. Tucson.
- Had three separate stints with the Angels...first called up on April 25 and made his Major League debut April 26 vs. OAK...connected for a two-run double in his first career at-bat.
- Optioned to Salt Lake June 18 and recalled again by the Angels from July 15-23...recalled by the Angels on September 6 for his third and final stint of the season.
- Overall, hit .154 (8-for-52) with three doubles, one triple and five RBI in 23 games with the Halos.

2010: Split the season between Single-A Rancho Cucamonga, Double-A Arkansas and Triple-A Salt Lake.

- Named a California League mid-season All-Star.
- Named the Angels Defensive Player of the Month for April, May and June.
- Hit .295 (64-for-217) with nine HR and 34 RBI in the 2010 Venezuelan Winter League.

2009: Honored as the Angels' Minor League Player of the Year after spending the entire season with Single-A Cedar Rapids, leading the Midwest League by hitting .319 (152-for-477) on the year.

- Named a Midwest League mid-season and post-season All-Star...finished second in the league with 39 doubles and 10 triples.
- Named a Topps Class-A All-Star after the season.

2008: Spent the majority of the season with the Arizona League Angels hitting .332 (67-for-202) with 46 runs scored and 21 RBI in 51 games.

- Named an Arizona League post-season All-Star.
- Played in one game for Single-A Cedar Rapids.

2007: Spent the entire campaign with the Angels' Dominican Summer League affiliate, hitting .340 (82-for-241) in 65 games played.

- Went 9-for-22 with two home runs and six RBI in his first four contests...had at least one RBI in his first seven contests.
- Tallied 24 multi-hit games overall on the season.

PERSONAL

Alexi Jose Amarista (AH-mah-REE-stah)...has one daughter, Aleximae Sophia...originally signed by Angels' scouts Clay Daniel & Denny Suarez.

ALEXI AMARISTA'S CAREER BATTING RECORD

YR	CLUB	AVG	G	AB	R	H	2B	3B	HR	RBI	SH	SF	HP	BB	SO	SB	CS	OBP	SLG	E
2007	DSL Angels (R)	.340	65	241	52	82	14	4	5	39	1	2	4	25	23	16	6	.408	.494	5
2008	AZL Angels (R)	.332	51	202	46	67	6	4	2	21	3	1	1	29	20	22	14	.416	.431	1
	Cedar Rapids (A).000		1	2	0	0	0	0	0	0	0	0	0	0	0	1	0	.000	.000	0
2009	Cedar Rapids (A).319*	.319	125	477	84	152	39	10	4	49	18	4	8	50	61	38	20	.390	.468	14
2010	R. Cucamonga (A).303	.303	72	297	39	90	19	6	4	39	2	2	3	19	42	17	10	.349	.448	1
	Salt Lake (AAA)	.400	15	65	13	26	6	3	0	9	2	1	1	1	4	4	2	.412	.585	0
	Arkansas (AA)	.288	48	191	25	55	2	1	1	20	2	5	2	13	15	4	1	.332	.325	6
2011	Salt Lake (AAA)	.292	86	363	49	106	24	5	4	50	4	3	4	22	56	15	8	.337	.419	6
	LOS ANGELES (AL)	.154	23	52	2	8	3	1	0	5	1	1	0	2	8	0	0	.182	.250	2
2012	LOS ANGELES (AL)	--	1	0	1	0	0	0	0	0	0	0	0	0	0	0	0	--	--	0
	Salt Lake (AAA)	.273	18	77	11	21	6	2	0	12	0	3	0	3	6	1	0	.289	.403	1
	Tucson (AAA)	.286	11	49	6	14	1	0	1	6	1	0	0	1	6	3	0	.300	.367	0
	SAN DIEGO	.240	105	275	35	66	15	5	5	32	6	2	0	17	42	8	4	.282	.385	4
2013	SAN DIEGO	.236	146	368	35	87	14	4	5	32	3	1	2	22	57	4	2	.282	.337	5
Major League Totals		.232	275	695	73	161	32	10	10	69	10	4	2	41	107	12	6	.275	.350	11
Minor League Totals		.312	492	1964	325	613	117	35	21	245	33	21	23	163	234	120	61	.368	.439	34

*Led league +Tied for league lead @Rehab assignment

CAREER FIELDING

POSITION	PCT.	G	PO	A	E	TC	DP
Outfield	.986	137	201	7	3	211	2
Second Base	.982	89	141	180	6	327	33
Shortstop	.973	26	19	54	2	75	11
Third Base	1.000	10	3	5	0	8	1
Career Total	.982	239	364	246	11	621	47

SINGLE-GAME HIGHS

HITTING STREAK.....Nine games, June 26 - July 5, 2012
 HITS5, September 2, 2012 at Colorado
 DOUBLES2, three times, last May 15, 2013 at Baltimore
 RBI.....4, three times, last April 16, 2013 at Los Angeles-NL
 RUNS SCORED.....3, twice, last May 15, 2013 at Baltimore
 WALKS.....2, three times, last July 20, 2013 at St. Louis
 STRIKEOUTS.....3, three times, last June 9, 2013 at Colorado

HOME RUNS

CAREER MULTI-HOME RUN GAMES (1)...June 30, 2012 at Colorado (Jeremy Guthrie and Adam Ottavino)
 CAREER GRAND SLAMS (1).....June 28, 2012 at Houston (Brett Myers)
 CAREER PINCH-HITNone
 CAREER LEADOFF (1).....August 10, 2012 at Pittsburgh (James McDonald)

CAREER TRANSACTIONS

2007.....Signed by the Los Angeles Angels as a non-drafted free agent, January 25
 2012.....Acquired by the San Diego Padres along with RHP Donn Roach in exchange for RHP Ernesto Frieri, May 3



PLAYERS



YEISON ASENCIO OUTFIELDER

63

BATS/THROWS: R/R
OPENING DAY AGE: 24
BORN: November 14, 1989 in San Cristobal, DOMINICAN REPUBLIC
RESIDENCE: San Cristobal, DOMINICAN REPUBLIC
ACQUIRED: Signed as a non-drafted free agent: July 2, 2009
CONTRACT STATUS: Signed through 2014

CAREER

2013: Split the season between Single-A Lake Elsinore and Double-A San Antonio, hitting a combined .277 (148-for-534) with 35 doubles, five triples, seven home runs, 76 RBI and 59 runs scored in 131 games.

- Began the year with Lake Elsinore, hitting .296 (72-for-243) with 20 doubles in 57 games before being promoted to San Antonio.
- Selected to the World Roster of the 2013 SiriusXM All-Star Futures Game at Citi Field in New York.
- Played in the Dominican Winter League following the season.

2012: Spent the entire campaign with Single-A Fort Wayne, capturing the Midwest League batting title by hitting .323 (113-for-350) in 92 games for the TinCaps.

- Overall on the season, tallied 21 doubles, four triples, eight home runs, 61 RBI and 47 runs scored.
- Against left-handed pitching, hit .386 (32-for-83) while hitting .303 (81-for-267) against right-handers.
- In 49 home games for Fort Wayne, hit x.375 (69-for-184).
- Posted his best month of the season in July by hitting .376 (38-for-101) with 14 extra-base hits and 22 RBI in 26 games played.

2011: Played in 50 games for Rookie-Level Peoria, spending the entire season with the Padres' Arizona Summer League affiliate.

- Hit .348 (73-for-210) with 13 doubles, eight triples, seven home runs, 46 RBI, 50 runs scored and eight stolen bases while posting a .953 OPS.
- Led the Arizona Summer League in runs scored (50) and total bases (123), ranked tied for the lead in RBI (46), second in hits (73), tied for third in triples (8) and home runs (7), tied for sixth in slugging percentage (.586) and eighth in batting average (.348).
- Named an Arizona Summer League post-season All-Star.
- Also named the No. 1 prospect in the Rookie-Level Arizona Summer League by *Baseball America* after the season.

2010: Spent his professional campaign with the Padres Dominican Summer League affiliate, hitting .241 (55-for-228) with 14 doubles, five home runs and 43 runs scored in 66 games played.

- Named a Dominican Summer League mid-season All-Star.

PERSONAL

Yeison Asencio...signed by Padres scouts Randy Smith, Felix Feliz and Martin Jose out of the Dominican Republic.

YEISON ASENCIO'S CAREER BATTING RECORD

YR	CLUB	AVG	G	AB	R	H	2B	3B	HR	RBI	SH	SF	HP	BB	SO	SB	CS	OBP	SLG	E
2010	DSL Padres (R)	.241	66	228	43	55	14	3	5	37	0	2	5	27	40	12	5	.332	.395	5
2011	AZL Peoria (R)	.348	50	210	50*	73	13	8	7	46*	0	1	3	4	25	8	2	.367	.586	9
2012	Fort Wayne (A)	.323	92	350	47	113	21	4	8	61	1	7	4	16	38	7	6	.353	.474	6
2013	Lake Elsinore (A)	.296	57	243	34	72	20	2	5	44	0	4	0	10	29	1	1	.319	.457	0
	San Antonio (AA)	.261	74	291	25	76	15	3	2	32	0	2	3	13	29	3	2	.298	.354	5
Minor League Totals		.294	339	1322	199	389	83	20	27	220	1	16	15	70	161	31	16	.333	.449	25

*Led league +Tied for league lead @Rehab assignment

CAREER TRANSACTIONS

2009.....Signed by the San Diego Padres as a non-drafted free agent, July 2.



JOAQUIN BENOIT

RIGHT-HANDED PITCHER

56

BENOIT

BATS/THROWS: R/R **HEIGHT/WEIGHT:** 6-3/220
OPENING DAY AGE: 36 **SERVICE TIME:** 11.040
BORN: July 26, 1977 in Santiago, DOMINICAN REPUBLIC
RESIDENCE: Santiago, DOMINICAN REPUBLIC
ACQUIRED: Signed as a Major League free agent: December 28, 2013
CONTRACT STATUS: Signed through 2015 (vesting option for 2016)

CAREER

2013: Posted the second-lowest ERA of his career with a 2.01 (15 ER, 67.0 IP) while recording a career-high 24 saves in 26 chances over 66 games for the Tigers.

- Ranked ninth among all qualifying American League relievers in ERA, fifth in save percentage (92.3, 24 SV/26 SVO) and 10th with a .197 (47-for-238) opponent batting average.
- Successful on each of his first 22 save opportunities from April 17 - September 19...seventh-longest saves streak in the Majors in 2013 and third-longest among all American League relievers.
- Posted a 1.06 ERA (4 ER, 34.0 IP) in 31 appearances on the road while going 4-1 with 11 saves in 11 chances and a 3.00 ERA (11 ER, 33.0 IP) in 35 appearances at home.
- In 38 appearances before the All-Star break, went 2-0 with eight saves in eight chances, a 1.64 ERA (7 ER, 38.1 IP) and 50 strikeouts against 12 walks.
- Over his 43 appearances during night games, went 2-0 with 17 saves in 19 chances, a 0.63 ERA (3 ER, 43.0 IP) and 46 strikeouts against nine walks...in his 23 outings during day games, was 2-1 with seven saves in seven chances, a 4.50 ERA (12 ER, 24.0 IP) and 27 strikeouts against 23 hits.

QUICK HIT

- **First MLB Win:** May 9, 2002 vs. Chicago-AL
- **First MLB Save:** September 3, 2002 at Baltimore

2012: Appeared in a career-high 73 games, tied for seventh-most in the American League.

- Finished tied for sixth among all American League relievers with 84 strikeouts and tied for ninth with five wins.
- Compiled a 1.26 ERA (2 ER, 14.1 IP) and 13 strikeouts in 13 appearances during June.
- Matched a career-high with a four-game winning streak from August 17 - September 27.
- Posted a 5-2 record and 2.70 ERA (13 ER, 43.1 IP) in 42 outings at home...compiled a 0-1 record and 5.20 ERA (16 ER, 27.2 IP) in 31 appearances on the road.
- Finished 1-1 with a 2.25 ERA (10 ER, 40.0 IP) in 40 appearances prior to the All-Star break...went 4-2 with a 5.52 ERA (19 ER, 31.0 IP) in 33 outings following the All-Star break.

2011: In his first season with Detroit, appeared in 66 games serving as the club's set-up man.

- Compiled a 3-0 record, 1.36 ERA (7 ER, 46.1 IP), two saves and 52 strikeouts over his final 50 outings of the season from May 20 - September 27...limited opponents to a .168 (26-for-155) batting average during that stretch.
- Did not allow a run over his final 22 outings from August 3 - September 27, fanning 28 batters in 22.0 scoreless innings.
- Posted a 1.17 ERA (1 ER, 7.2 IP) in nine appearances during July.
- Compiled a 2-0 record and 1.80 ERA (3 ER, 15.0 IP) in 14 outings during August.
- Held right-handed hitters to a .184 (19-for-103) batting average...lefties hit .248 (28-for-113) against him.
- Recorded a 3.55 ERA (13 ER, 33.0 IP) in 36 appearances at home...compiled a 2.25 ERA (7 ER, 28.0 IP) in 30 outings on the road.
- Posted a 2-3 record and 4.24 ERA (16 ER, 34.0 IP) in 39 appearances prior to the All-Star break...finished 2-0 with a 1.33 ERA (4 ER, 27.0 IP) in 27 appearances following the All-Star break.

2010: Led all American League relievers with a 1.34 ERA after signing with the Tampa Bay Rays as a minor league free agent on February 15, 2010.

- Led all AL relievers with a .147 opponent batting average, 4.48 hits per nine innings and 6.12 baserunners per nine innings...finished second with a 1.64 walks per nine innings and 6.82 strikeouts per walk...finished third with a ratio of 11.19 strikeouts per nine innings and fifth with 75 strikeouts.
- Assigned to Triple-A Durham to begin the season...appeared in eight games before having his contract purchased by Tampa Bay on April 29.
- Did not allow a run in his first 13 outings of the season with Tampa Bay from April 29 - June 5, fanning 16 batters in 12.0 scoreless innings.
- Posted a 0.65 ERA (2 ER, 27.2 IP) in 29 outings prior to the All-Star break...compiled a 1.93 ERA (7 ER, 32.2 IP) in 34 appearances following the All-Star break.



PLAYERS

2009: Missed the entire season after undergoing surgery to repair a torn right rotator cuff on January 27, performed by Dr. Timothy Kremcheck in Cincinnati, OH.

2008: Appeared in 44 games with the Rangers.

- Compiled a 2.20 ERA (4 ER, 16.1 IP) in 15 outings during May.
- Sidelined July 3 - August 6 with right shoulder inflammation.
- Assigned to Double-A Frisco by Texas for an injury rehabilitation assignment on July 25...appeared in three games with Frisco before his injury rehabilitation assignment was transferred to Triple-A Oklahoma on August 2...saw action in two games with Oklahoma before his injury rehabilitation assignment was recalled by Texas on August 6.
- Posted a 5.60 ERA (22 ER, 35.1 IP) in 34 outings prior to the All-Star break...compiled a 2.79 ERA (3 ER, 9.2 IP) in 10 appearances following the All-Star break.

2007: Named the Rangers Pitcher of the Year by the local chapter of the BBWAA after establishing a career-high with 70 appearances for Texas, posting a 2.85 ERA.

- Finished second among all American League relievers with 87 strikeouts...finished tied for second with seven wins and finished third with 82.0 innings pitched.
- Posted a 1.23 ERA (2 ER, 14.2 IP) in 13 outings during May.
- Established a career-high with a four-game winning streak from July 25 - August 25.
- Did not allow a run in 13 appearances during August, fanning 22 batters in 16.0 scoreless innings.
- Limited left-handed batters to a .172 (23-for-134) batting average...righties hit .268 (45-for-168) against him.
- Compiled a 3.13 ERA (16 ER, 46.0 IP) in 39 outings prior to the All-Star break...posted a 2.50 ERA (10 ER, 36.0 IP) in 31 appearances following the All-Star break.

2006: In his first full season as a reliever, finished seventh among American League relievers with 79.2 innings pitched and 85 strikeouts.

- Compiled a 2.20 ERA (4 ER, 16.1 IP) over a 16-outing stretch from April 5 - May 10.
- Limited left-handed batters to a .191 (22-for-115) batting average...right-handers hit .245 (46-for-188) against him.

2005: Opened the season on Texas' disabled list with right shoulder tendinitis, being sidelined until May 2.

- Saw action in three games with Oklahoma during an injury rehabilitation assignment April 25 - May 2.
- Worked both as a starter and reliever during the season with Texas...finished 2-4 with a 5.96 ERA (30 ER, 45.1 IP) in nine starts, while going 2-0 with a 1.30 ERA (6 ER, 41.2 IP) in 23 relief outings.
- Sidelined June 9-28 with right elbow tendinitis...appeared in one game with the Arizona League Rangers during an injury rehabilitation assignment.
- Posted a 1.88 ERA (3 ER, 14.1 IP) in 11 outings during September.
- Compiled a 0.83 ERA (2 ER, 21.2 IP) in 10 outings prior to the All-Star break...posted a 4.68 ERA (34 ER, 65.1 IP) in 22 appearances (nine starts) following the All-Star break.

2004: Made his first career Opening Day roster with Texas...split the season between the rotation and bullpen.

- Finished 3-5 with a 6.33 ERA (53 ER, 75.1 IP) in 15 starts...posted a 3.90 ERA (12 ER, 27.2 IP) in 13 relief outings.
- Sidelined from August 23 - September 7 with right shoulder tendinitis...appeared in one game with Frisco as part of an injury rehabilitation assignment.
- Compiled a 2.03 ERA (3 ER, 13.1 IP) in five outings (two starts) during September.
- Limited left-handed hitters to a .249 (52-for-209) batting average...right-handers hit .311 (61-for-196) against him.

2003: Began the season with Triple-A Oklahoma before being called up by Texas on May 2 and spending the remainder of the season with the Rangers.

- Sidelined June 1-22 with right elbow inflammation...started one game with Oklahoma during a rehab assignment.
- Limited left-handed hitters to a .222 (47-for-212) batting average...righties hit .272 (52-for-191) against him.

2002: Appeared in 17 games (13 starts) during five separate stints with Texas.

- Assigned to Oklahoma to begin the season...led all Pacific Coast League starters with a .204 batting average against, while finishing second with 9.40 strikeouts per nine innings and fifth with 10.76 baserunners per nine innings.
- Recalled by Texas from Oklahoma on May 9...earned his first Major League win that day vs. CWS before being optioned back to Oklahoma on May 11.
- Recalled by Texas from Oklahoma on June 4...made one appearance in relief for the Rangers before being optioned back to Oklahoma on June 8.
- Named the Pacific Coast League Pitcher of the Week for June 10-16.
- Recalled by Texas from Oklahoma to start the first game of a doubleheader on June 24 vs. LAA...optioned back to Oklahoma following the game.
- Recalled for a fourth stint by Texas on July 15...started that night for the Rangers at KC before he being optioned back to Oklahoma on July 16.
- Recalled for a fifth and final time by Texas on July 29.

2001: Spent the majority of the season with Triple-A Oklahoma while also making his Major League debut with one start for Texas.

- Ranked second among all Pacific Coast League starters with 9.76 strikeouts per nine innings with Oklahoma.
- Recalled by Texas from Oklahoma on August 8...made his Major League debut that evening vs. DET, starting against Nate Cornejo...both Benoit and Cornejo were making their Major League debuts, marking the first time two pitchers started against each other in their debuts since August 21, 1990 when Minnesota's Paul Abbott faced Kansas City's Jim Campbell...optioned back to Oklahoma for the remainder of the season on August 9.
- Named the Pacific Coast League Pitcher of the Week for August 27 - September 3.
- Fanned a season-high 12 batters as he fired a three-hit shutout on September 3 vs. Memphis.
- Named the seventh-best prospect in the Rangers organization and 15th-best prospect in the Pacific Coast League following the season by *Baseball America*.

2000: Limited to 16 starts with Double-A Tulsa after being sidelined for nearly two months with a right shoulder injury.

- Named the fifth-best prospect in the Rangers organization following the season by *Baseball America*.
- Saw action in eight games with Grand Canyon in the Arizona Fall League following the season, posting a 2-2 record and 1.91 ERA (7 ER, 33.0 IP).

1999: Spent the entire season with Class-A Charlotte, tying for the staff lead with 22 starts and finishing second with 83 strikeouts.

1998: Limited to 15 starts with Single-A Savannah due to two separate stints on the disabled list.

- Sidelined June 1 - July 20 with a tender right elbow.
- Landed on the disabled list for the remainder of the season on August 5 with right shoulder tightness.

1997: Started 10 games for the Gulf Coast League Rangers.

- Fanned seven batters in eight scoreless innings to earn the win in his only start during the Gulf Coast League playoffs.
- Named the sixth-best prospect in the Rangers organization and eighth-best prospect in the Gulf Coast League following the season by *Baseball America*.

1996: Made his professional debut with the Dominican Summer League Rangers after signing with Texas as a non-drafted free agent on May 20.

PERSONAL

Joaquin Antonio Benoit...has a daughter, Jackelyn...won the 2010 Tony Conigliaro Award, an honor presented each year to a Major League player who has overcome adversity through the attributes of spirit, determination and courage...signed by Rangers' scouts Omar Minaya and Cornelio Pena.

JOAQUIN BENOIT'S CAREER PITCHING RECORD

YR	CLUB	W-L	ERA	G	GS	CG	SHO	SV	IP	H	R	ER	HR	HB	BB	SO	WP	BK	AVG
1997	GCL Rangers	3-3	2.05	10	10	1	0	0	44.0	40	14	10	0	1	11	38	1	0	.244
1998	Savannah (A)	4-3	3.83	15	15	1	0	0	80.0	79	41	34	8	3	18	68	3	1	.252
1999	Charlotte (A)	7-4	5.31	22	22	0	0	0	105.0	117	67	62	5	11	50	83	3	2	.284
2000	Tulsa (AA)	4-4	3.83	16	16	0	0	0	82.1	73	40	35	6	4	30	72	6	0	.237
2001	Tulsa (AA)	1-0	3.32	4	4	0	0	0	21.2	23	8	8	1	1	6	23	2	0	.264
	Oklahoma City (AAA)	9-5	4.19	24	24	1	1	0	131.0	113	63	61	14	4	73	142	7	0	.234
	TEXAS	0-0	10.80	1	1	0	0	0	5.0	8	6	6	3	0	3	4	0	0	.364
2002	Oklahoma City (AAA)	8-4	3.56	16	16	0	0	0	98.2	74	42	39	8	7	37	103	6	0	.204
	TEXAS	4-5	5.31	17	13	0	0	1	84.2	91	51	50	6	5	58	59	7	0	.272
	Charlotte (A)	0-0	0.00	1	1	0	0	0	5.0	1	0	0	0	0	3	8	0	0	.059
2003	Oklahoma City (AAA)@	2-1	3.82	6	6	0	0	0	33.0	28	17	14	3	2	11	31	1	0	.231
	TEXAS	8-5	5.49	25	17	0	0	0	105.0	99	67	64	23	3	51	87	3	1	.246
2004	TEXAS	3-5	5.68	28	15	0	0	0	103.0	113	67	65	19	8	31	95	3	0	.279
	Frisco (AA)@	0-0	0.00	1	1	0	0	0	2.0	0	0	0	0	0	0	6	0	0	.000
2005	Oklahoma City (AAA)@	0-1	5.40	3	1	0	0	0	5.0	4	3	3	1	1	4	2	1	0	.235
	TEXAS	4-4	3.72	32	9	0	0	0	87.0	69	39	36	9	2	38	78	1	0	.212
	AZL Rangers@	0-0	0.00	1	1	0	0	0	2.0	0	0	0	0	0	1	4	0	0	.000
2006	TEXAS	1-1	4.86	56	0	0	0	0	79.2	68	49	43	5	3	38	85	3	0	.224
2007	TEXAS	7-4	2.85	70	0	0	0	6	82.0	68	28	26	6	2	28	87	3	0	.225
2008	TEXAS	3-2	5.00	44	0	0	0	1	45.0	40	28	25	6	0	35	43	3	0	.233
	Frisco (AA)@	0-0	16.20	3	1	0	0	0	1.2	4	3	3	0	1	4	2	2	0	.500
	Oklahoma City (AAA)@ 1-0	0.00	0.00	2	0	0	0	0	3.0	1	0	0	0	0	0	3	0	0	.111
2009	Injured - Did not pitch																		
2010	Durham (AAA)	0-1	2.79	8	0	0	0	2	9.2	8	3	3	2	0	3	17	0	0	.216
	TAMPA BAY	1-2	1.34	63	0	0	0	1	60.1	30	10	9	6	0	11	75	1	0	.147
2011	DETROIT	4-3	2.95	66	0	0	0	2	61.0	47	22	20	5	2	17	63	3	0	.218
2012	DETROIT	5-3	3.68	73	0	0	0	2	71.0	59	31	29	14	1	22	84	2	0	.228
2013	DETROIT	4-1	2.01	66	0	0	0	24	67.0	47	15	15	5	1	22	73	2	0	.197
Major League Totals		44-35	4.11	541	55	0	0	37	850.2	739	413	388	107	27	354	833	31	1	.232
Minor League Totals		39-26	3.92	132	118	3	1	2	624.0	565	301	272	48	35	251	602	32	3	.240

*Led league +Tied for league lead @Rehab assignment



PLAYERS

DIVISION SERIES RECORD

YR	CLUB	W-L	ERA	G	GS	CG	SHO	SV	IP	H	R	ER	HR	HB	BB	SO	WP	BK	AVG
2010	TB vs. TEX	1-0	0.00	3	0	0	0	0	3.2	0	0	0	0	0	0	3	0	0	.000
2011	DET vs. NYY	0-0	2.45	2	0	0	0	0	3.2	4	1	1	1	0	1	6	0	0	.267
2012	DET vs. OAK	0-0	6.00	3	0	0	0	0	3.0	4	2	2	1	0	1	2	1	0	.308
2013	DET vs. OAK	0-0	5.40	3	0	0	0	2	3.1	3	2	2	0	1	1	6	0	0	.231
Division Series Totals		1-0	3.29	11	0	0	0	2	13.2	11	5	5	2	1	3	17	1	0	.212

CHAMPIONSHIP SERIES RECORD

YR	CLUB	W-L	ERA	G	GS	CG	SHO	SV	IP	H	R	ER	HR	HB	BB	SO	WP	BK	AVG
2011	DET vs. TEX	0-0	0.00	3	0	0	0	0	4.0	0	0	0	0	0	2	3	0	0	.000
2012	DET vs. NYY	0-0	0.00	1	0	0	0	0	0.2	1	0	0	0	0	0	0	0	0	.333
2013	DET vs. BOS	0-0	7.71	3	0	0	0	1	2.1	4	2	2	1	0	0	4	0	0	.364
LCS Totals		0-0	2.57	7	0	0	0	1	7.0	5	2	2	1	0	2	7	0	0	.208

WORLD SERIES RECORD

YR	CLUB	W-L	ERA	G	GS	CG	SHO	SV	IP	H	R	ER	HR	HB	BB	SO	WP	BK	AVG
2012	DET vs. SF	0-0	0.00	2	0	0	0	0	1.2	1	0	0	0	0	0	3	1	0	.167

2013 AND CAREER BATTING RECORD

YR	CLUB	AVG	G	AB	R	H	2B	3B	HR	RBI	SH	SF	HP	BB	SO	SB	CS	OBP	SLG
2013	DETROIT	---	0	0	0	0	0	0	0	0	0	0	0	0	0	0	0	---	---
Major League Totals		.000	31	9	1	0	0	0	0	0	0	0	0	0	4	0	0	.000	.000

CAREER FIELDING

POSITION	PCT.	G	PO	A	E	TC	DP
Pitcher	.983	542	43	71	2	116	5

SINGLE-GAME HIGHS

INNINGS PITCHED.....7.1 IP, August 7, 2002 at Detroit
 LOW-HIT COMPLETE GAME.....None
 STRIKEOUTS.....8, twice, last June 22, 2003 vs. Houston
 MOST HITS ALLOWED9, three times, last August 30, 2005 vs. Chicago (AL)
 MOST RUNS ALLOWED8, September 29, 2002 vs. Oakland
 MOST WALKS ALLOWED7, July 15, 2002 at Kansas City
 MOST HOME RUNS ALLOWED.....4, July 20, 2005 vs. New York (AL)
 CAREER WINNING STREAK.....Eight games, August 17, 2012 - August 29, 2013
 CAREER 10-STRIKEOUT GAMES.....None
 CAREER HOME RUNS HIT.....None

CAREER TRANSACTIONS

1996.....Signed by the Texas Rangers as a non-drafted free agent, May 20.
 2010.....Signed by the Tampa Bay Rays as a minor league free agent, February 15.
 2010.....Signed by the Detroit Tigers as a Major League free agent, November 19.
 2013.....Signed by the San Diego Padres as a free agent, December 28.



KYLE BLANKS

INFIELDER/OUTFIELDER

88

BLANKS

BATS/THROWS: R/R**OPENING DAY AGE:** 27**BORN:** September 11, 1986 in Sellersville, PA**RESIDENCE:** Peoria, AZ**ACQUIRED:** Signed as a 42nd-round selection in the 2004 First-Year Player Draft**CONTRACT STATUS:** Signed through 2014**HEIGHT/WEIGHT:** 6-6/265**SERVICE TIME:** 4.032

CAREER

2013: Began the season with Triple-A Tucson before being called up on April 14...set career-highs in games played (88), hits (68), runs scored (31), doubles (14), RBI (35) and walks (21) in 2013.

- Over his first 40 games with the Padres from April 14 – June 9, hit .298 (34-for-114) with seven doubles, six home runs, 21 RBI, 18 runs scored, a .383 on-base percentage and a .518 slugging percentage.
- Placed on the 15-day disabled list on July 12 with left Achilles tendinitis...played in four games on a rehabilitation assignment in August with Triple-A Tucson before being reinstated on August 31.
- Made a career-high 71 starts with SD going 38-33 (.535) in his starts...33 in RF, 21 at 1B, 16 in LF and one as the DH.
- On June 24 vs. Philadelphia, collected a career-high four hits, going 4-for-5 with three RBI and a run, including a two-run single with no outs in the ninth to bring the Padres within one run before scoring the game-tying run on a passed ball from third base...also had the game-ending RBI single in the 10th inning to give the Padres a 4-3 victory, his second career walk-off hit (also home run on August 17, 2009 vs. Chicago-NL).
- Had a career-best eight-game hit streak from June 3-10 (.400, 12-for-30)...with RISP, he hit .329 (24-for-73).

2012: Played in just four games for the Padres before being placed on the disabled list on April 14 with a strained left shoulder, missing the remainder of the season.

- Underwent surgery on his left shoulder on April 24 and was transferred to the 60-day DL on May 2.
- On Opening Day roster for third time in his career (also, 2010-11).

2011: Split his season between Double-A San Antonio, Triple-A Tucson and the Padres after recovering from Tommy John surgery that cut his 2010 campaign short.

- Started the season on the disabled list...was removed and optioned to San Antonio on April 26...played in 44 games for the Missions before being promoted to Tucson (35 games) and ultimately to the Padres on July 22.
- Spent the rest of the season in the Majors, making 45 starts between the outfield (35) and first base (10).
- Belted his first career grand slam and tallied a career-high-tying five RBI August 6 at PIT...grand slam marked his second consecutive game with a home run (August 5), a feat he accomplished twice in 2011 (August 19-20).

2010: Played in just 33 games for the Padres before being placed on the disabled list on May 20 (retroactive to May 18) with a strained right elbow...following a rehab assignment with Lake Elsinore and Portland, was transferred to the 60-day disabled list July 29...had season-ending surgery on his right elbow.

- Collected a then-career-high three hits and five RBI April 12 vs. ATL...one of five multi-hit games and three multi-RBI games he would have before being placed on the DL.

2009: Made his Major League debut, appearing in 54 games for the Padres before being placed on the DL on August 29 with a strained arch of his right foot...remained on the DL the rest of the season with plantar fasciitis...spent the first part of the season at Triple-A Portland, where he played in 66 games for the Beavers.

- Had his contract selected from Portland on June 19 and made his Major League debut that night as a pinch-hitter.
- Started in left field and tallied his first big league hit on June 20, going 1-for-3 with a single...first Major League home run came on July 21 vs. FLA (off Nunez)...averaged a home run every 9.80 at-bats (10 HR/98 AB) from the time of his first homer until injuring his foot on August 28 at FLA, ranking third in the Majors over that stretch.
- Walk-off home run on August 17 vs. CHI (off Kevin Gregg)...connected for an inside-the-park homer the following day (August 18) vs. CHI...was the 16th inside-the-park homer by a Padre, first by a Padre at Petco Park and first since Sean Burroughs on May 16, 2003 vs. ATL.

2008: Named Padres Minor League Player of the Year and Topps Texas League Player of the Year...ranked as the No. 10 prospect and best power hitter in the SD system by *Baseball America* prior to the season.

- Finished among Texas League leaders in average (3rd), RBI (2nd), hits (2nd), total bases (2nd, 253), on-base percentage (4th, .404) and slugging percentage (5th, .514)...led TL first basemen with a .993 fielding percentage, committing eight errors in 1,117 total chances...107 RBI placed tied for seventh among all minor league batters.
- Topped all Padres minor leaguers in RBI...ranked third in home runs and fifth in batting average.
- Named a Texas League mid-season and post-season All-Star...also named a *Baseball America* Double-A All-Star.
- Garnered both Texas League and Padres' Minor League Player of the Month honors for August...hit .377 (43-for-114) with six doubles, seven home runs, 33 RBI and 20 runs scored in 29 contests during the month.

QUICK HIT

- **First MLB Hit:** June 20, 2009 vs. Oakland, single off of Michael Wuertz
- **First MLB Home Run:** July 21, 2009 vs. Florida off of Leo Nunez



PLAYERS

- Became the third San Antonio player and 13th Texas League batter to record nine RBI in a game, going 5-for-6 with a walk, two doubles, a home run and two runs scored in a 21-3 win over Corpus Christi on 8/25...the nine RBI were the most by a Missions player since Charlie Grant accomplished the feat June 16, 1948.
- Following the season, played for the Peoria Saguaros in the Arizona Fall League (.254, 18-for-71, 13 RBI, 20 BB).

2007: Spent the entire season with Single-A Lake Elsinore and finished among California League leaders in home runs (T-4th, 24), RBI (4th, 100) extra-base hits (4th, 59) and total bases (4th, 251).

- Named both a Cal League mid-season and post-season All-Star...also selected as a *Baseball America* High-A All-Star.
- Hit .316 (12-for-38) with three home runs, 10 RBI, 10 runs and nine walks in 12 playoff games with the Storm...the team dropped the deciding Game 5 of the Cal League finals to lose the title.

2006: Played 86 games with Single-A Fort Wayne before a left ankle infection shut him down for the rest of the season...named the best power hitter in the Padres organization in *Baseball America's* 2006 Best Tools survey.

- Earned a spot on the Midwest League mid-season All-Star team.
- Ranked third on the Wizards in home runs (10).
- Placed on the disabled list on July 22 and missed the remainder of the season.

2005: Signed as a draft-and-follow on May 28 and played his first pro season at Rookie-Level Peoria.

- Led the Arizona League in home runs (7) and home runs per at-bat (1/23.43)...finished third in slugging (.500).
- Paced all first basemen in fielding percentage (.997) and double plays (41).

PERSONAL

Kyle Nathaniel Blanks...he and his wife, Janet, have one son, Brayden...graduated from Moriarty High School where he played baseball and basketball...attended Yavapai (AZ) Junior College before signing with the Padres...signed by Padres' scout Jake Wilson.

KYLE BLANKS' CAREER BATTING RECORD

YR	CLUB	AVG	G	AB	R	H	2B	3B	HR	RBI	SH	SF	HP	BB	SO	SB	CS	OBP	SLG	E
2005	AZL Padres (R)	.299	48	164	33	49	10	1	7*	30	0	1	10	25	49	3	1	.420	.500	1
2006	Fort Wayne (A)	.292	86	308	41	90	20	0	10	52	0	4	11	36	79	2	0	.382	.455	5
2007	Lake Elsinore (A)	.301	119	465	94	140	31	4	24	100	0	4	18	44	98	11	2	.380	.540	9
2008	San Antonio (AA)	.325	132	492	75	160	23	5	20	107	0	5	17	51	90	5	4	.404	.514	8
2009	Portland (AAA)	.283	66	233	35	66	9	1	12	38	0	3	5	39	63	0	0	.393	.485	4
	SAN DIEGO	.250	54	148	24	37	9	0	10	22	0	0	6	18	55	1	1	.355	.514	0
2010	SAN DIEGO	.157	33	102	14	16	6	1	3	15	0	0	3	15	46	1	0	.283	.324	0
	L. Elsinore (A)@	.270	10	37	3	10	3	0	0	4	0	0	1	6	12	0	0	.386	.351	0
	Portland (AAA)	.333	1	3	0	1	0	0	0	0	0	0	0	1	1	0	0	.500	.333	0
2011	S. Antonio (AA)@	.282	44	177	33	50	16	3	4	27	0	3	4	17	41	3	0	.353	.475	2
	Tucson (AAA)	.351	35	134	36	47	12	2	11	35	0	1	1	16	37	0	1	.421	.716	2
	SAN DIEGO	.229	55	170	21	39	7	1	7	26	0	2	2	16	51	2	0	.300	.406	1
2012	SAN DIEGO	.200	4	5	0	1	0	0	0	0	0	0	0	1	2	0	0	.333	.200	0
2013	Tucson (AAA)@	.237	12	38	8	9	3	0	1	4	0	0	2	6	10	0	0	.370	.395	1
	SAN DIEGO	.243	88	280	31	68	14	0	8	35	0	2	5	21	85	1	1	.305	.379	4
	Major League Totals	.228	234	705	90	161	36	2	28	98	0	4	16	71	239	5	2	.312	.404	5
	Minor League Totals	.303	553	2051	358	622	127	16	89	397	0	21	69	241	480	24	8	.391	.511	32

*Led league +Tied for league lead @Rehab assignment

CAREER FIELDING

POSITION	PCT.	G	PO	A	E	TC	DP
Outfield	.989	167	256	9	3	268	4
First Base	.994	61	323	24	2	215	33
Career Total	.992	212	579	33	5	617	37

SINGLE-GAME HIGHS

HITTING STREAK.....Eight games, June 3-10, 2013
 HITS4, June 24, 2013 vs. Philadelphia
 DOUBLES2, twice, last August 7, 2011 at Pittsburgh
 RBI.....5, twice, last August 6, 2011 at Pittsburgh
 RUNS SCORED3, twice, last June 4, 2013 at Los Angeles (NL)
 WALKS3, May 11, 2010 at San Francisco
 STRIKEOUTS.....4, April 7, 2010 at Arizona

HOME RUNS

CAREER MULTI-HOME RUN GAMES.....None
 CAREER GRAND SLAMS (1).....August 6, 2011 at Pittsburgh (Chris Resop)
 CAREER PINCH-HITNone
 CAREER INSIDE-THE-PARK (1).....August 18, 2009 vs. Chicago-NL (Angel Guzman)
 CAREER WALKOFF (1).....August 17, 2009 vs. Chicago-NL (Kevin Gregg)

CAREER TRANSACTIONS

2004.....Signed by the San Diego Padres as a 42nd-round selection in the First-Year Player Draft.



BLAINE BOYER

RIGHT-HANDED PITCHER

58

BOYER

BATS/THROWS: R/R

OPENING DAY AGE: 32

BORN: July 11, 1981 in Atlanta, GA

RESIDENCE: Marietta, GA

ACQUIRED: Signed as a minor league free agent: January 9, 2014

CONTRACT STATUS: Signed through 2014

HEIGHT/WEIGHT: 6-3/225

SERVICE TIME: 4.130

NON-ROSTER INVITEE

CAREER

2013: Returned to baseball, signing a minor league contract with Kansas City and pitching in 13 games for Triple-A Omaha before joining the Hanshin Tigers in the Nippon Professional Baseball league in Japan.

- Went 0-1 with a 3.00 ERA (5 ER, 15.0 IP) over 13 relief outings for the Omaha Storm Chasers before being released by Kansas City on May 16.
- Signed with the Hanshin Tigers in Japan on May 21 and finished the season in the Nippon League, going 3-1 with a 2.67 ERA (8 ER, 27.0 IP) and 21 strikeouts against four walks over 22 relief appearances.

2012: Chose not to pitch in 2012.

2011: Signed with the New York Mets as a minor league free agent prior to the season and made the Mets' Opening Day roster before being designated for assignment and splitting time in the Pittsburgh Pirates and St. Louis Cardinals organizations.

- Signed with the Mets as a minor league free agent on January 21...selected to the Major League roster on March 29...pitched in five games, all in relief, before being designated for assignment on April 11.
- Signed with the Pirates as a minor league free agent on April 20...pitched in 11 games, all in relief, for Triple-A Indianapolis before being released on June 17.
- Signed with the Cardinals as a minor league free agent on July 5...made seven starts between Single-A Palm Beach and Triple-A Memphis before being released on August 13.

2010: Began the year with the Arizona Diamondbacks pitching in 54 games total for the D-backs in two stints.

- Designated for assignment by Arizona on May 18 and outrighted to Triple-A Reno on May 21 before being selected for a second stint with Arizona on June 8.
- Allowed just three home runs in 57.0 innings, tied for the third-lowest total in baseball among pitchers with that many innings.

2009: Began the year with the Atlanta Braves before being designated for assignment and was traded to the St. Louis Cardinals and then later claimed off waivers by the Arizona Diamondbacks.

- Overall on the season, went 0-2 with a 4.12 ERA (25 ER, 54.2 IP) and 29 strikeouts against 20 walks in 48 games.
- Designated for assignment by the Braves on April 18 before being traded to the St. Louis Cardinals on April 20 in exchange for OF Brian Barton.
- Designated for assignment by the Cardinals on June 4 before being claimed off waivers by the Diamondbacks on June 8, finishing the season with Arizona.

2008: Set career-highs in several categories including games pitched (76), innings pitched (72.0) and strikeouts (67) with Atlanta.

- Finished tied for ninth among all Major League pitchers with 76 games pitched.
- Over 15 outings in May, posted a 1.80 ERA (3 ER, 15.0 IP)...notched his first career save on May 14 at PHI.

2007: Spent the majority of the season with Triple-A Gwinnett while appearing in five games for Atlanta.

- Started the season on the disabled list after straining an oblique muscle during Spring Training when he went 1-0 with a 1.29 ERA in five games (1 ER, 7.0 IP)...activated on May 7...made eight appearances at Triple-A Gwinnett before being recalled to Atlanta on June 5.
- Made five relief appearances before being optioned back to Gwinnett on June 14 for the remainder of the year.

2006: Missed a majority of the season due to injury...underwent surgery on his right shoulder on April 18.

- Began the year on the Braves' Opening Day roster...optioned to Triple-A Richmond on April 5 but did not pitch.

2005: Made his Major League debut and appeared in 43 games for the Braves as a rookie, posting a 3.11 ERA and a .234 opponents batting average.

- Earned his first Major League win on August 10 vs. SF, entering in the 11th and going 2.0 innings for the first time.
- Recalled from Double-A Mississippi on June 12 and made his Major League debut that day vs. OAK.

QUICK HIT

- First MLB Win:** August 10, 2005 vs. San Francisco
- First MLB Save:** May 14, 2008 at Philadelphia



PLAYERS

2004: Led the Carolina League with 154.0 IP, ranked fifth with a 2.98 ERA and tied for fifth with 10 wins.

- Selected to the Carolina League All-Star team.

2003: Led Single-A Rome with 12 wins, finishing third on the team with 136.2 IP and 115 strikeouts.

- Ranked fifth in the South Atlantic League in wins (12)...key member of the 2003 SAL Champion Rome Braves rotation.

2002: Led Single-A Macon's bullpen with 73 strikeouts.

2001: Spent the entire season with Rookie-Level Danville Braves, pitching in 13 games, 12 starts.

2000: Made his professional debut with the Braves' Gulf Coast League affiliate, posting a 2.51 ERA (9 ER, 32.1 IP) over 11 games, five starts, after signing as a third-round selection in the First-Year Player Draft.

PERSONAL

Blaine Thomas Boyer...he and his wife, Ginsey, have two children: Levi and Benaiah...graduated from Walton High School in Marietta, Ga., where he was an honorable mention All-American centerfielder as well as All-County and All-State...also lettered in football and basketball in high school...signed by Braves' scout Rob English.

BLAINE BOYER'S CAREER PITCHING RECORD

YR	CLUB	W-L	ERA	G	GS	CG	SHO	SV	IP	H	R	ER	HR	HB	BB	SO	WP	BK	AVG
2000	GCL Braves (R)	1-3	2.51	11	5	0	0	1	32.1	24	16	9	0	3	19	27	3	2	.200
2001	Danville (A)	4-5	4.32	13	12	0	0	0	50.0	48	35	24	4	5	19	57	9	1	.250
2002	Macon (A)	5-9	3.07	43	0	0	0	1	70.1	52	30	24	0	5	39	73	8	2	.207
2003	Rome (A)	12-8	3.69	30	26	1	0	0	136.2	146	70	56	5	4	58	115	10	1	.271
2004	Myrtle Beach (A)	10-10	2.98	28	28	0	0	0	154.0*	138	63	51	4	7	49	95	7	0	.250
2005	Mississippi (AA)	2-4	5.03	14	8	0	0	0	48.1	62	28	27	4	2	18	40	0	0	.321
	ATLANTA	4-2	3.11	43	0	0	0	0	37.2	32	13	13	1	2	17	33	2	0	.234
2006	ATLANTA	0-0	40.50	2	0	0	0	0	0.2	4	3	3	0	0	1	0	0	0	.667
2007	Gwinnett (AAA)	4-3	4.30	21	12	0	0	2	73.1	76	40	35	1	7	50	62	5	0	.288
	ATLANTA	0-0	3.38	5	0	0	0	0	5.1	10	3	2	0	0	1	3	2	0	.417
2008	ATLANTA	2-6	5.88	76	0	0	0	1	72.0	73	51	47	10	2	25	67	2	0	.262
2009	ATLANTA	0-1	40.50	3	0	0	0	0	1.1	3	6	6	0	1	3	2	0	0	.429
	ST. LOUIS	0-0	4.41	15	0	0	0	0	16.1	14	10	8	1	1	5	9	0	0	.230
	ARIZONA	0-1	2.68	30	0	0	0	0	37.0	39	20	11	0	3	12	18	2	0	.273
2010	ARIZONA	3-2	4.26	54	0	0	0	0	57.0	59	32	27	3	1	29	29	2	0	.273
	Reno (AAA)	1-0	1.50	5	0	0	0	2	6.0	5	1	1	0	0	1	9	0	0	.227
2011	NEW YORK-NL	0-2	10.80	5	0	0	0	1	6.2	13	8	8	2	1	1	1	0	0	.433
	Indianapolis (AAA)	0-0	13.50	11	0	0	0	0	8.0	14	14	12	3	1	9	8	2	0	.359
	Palm Beach (A)	1-1	5.06	3	3	0	0	0	10.2	6	6	6	1	0	3	11	0	0	.158
	Memphis (AAA)	0-2	13.50	4	4	0	0	0	16.0	34	26	24	5	1	9	5	1	0	.466
2012									Did not pitch										
2013	Omaha (AAA)	0-1	3.00	13	0	0	0	1	15.0	15	9	5	3	0	3	18	1	0	.254
	Hanshin Tigers	3-1	2.67	22	0	0	0	0	27.0	20	8	8	3	0	4	21	0	0	--
Major League Totals		9-14	4.81	233	0	0	0	2	234.0	247	146	125	17	11	94	162	10	0	.274
Minor League Totals		40-46	3.97	196	98	1	0	7	620.2	620	338	274	30	35	277	520	46	6	.265
Nippon League Totals		3-1	2.67	22	0	0	0	0	27.0	20	8	8	3	0	4	21	0	0	--

*Led league +Tied for league lead @Rehab assignment

2013 AND CAREER BATTING RECORD

YR	CLUB	AVG	G	AB	R	H	2B	3B	HR	RBI	SH	SF	HP	BB	SO	SB	CS	OBP	SLG
2013	--	---	0	0	0	0	0	0	0	0	0	0	0	0	0	0	0	---	---
Major League Totals		.000	222	8	0	0	0	0	0	0	1	0	0	0	6	0	0	.000	.000

CAREER FIELDING

POSITION	PCT.	G	PO	A	E	TC	DP
Pitcher	.913	233	11	31	4	46	1

SINGLE-GAME HIGHS

INNINGS PITCHED.....5.0 IP, June 3, 2009 vs. Cincinnati
 LOW-HIT COMPLETE GAME.....None
 STRIKEOUTS.....3, five times, last September 2, 2008 at Florida
 MOST HITS ALLOWED.....5, three times, last April 6, 2011 at Philadelphia
 MOST RUNS ALLOWED.....5, July 9, 2009 vs. Florida
 MOST WALKS ALLOWED.....4, April 27, 2010 at Colorado
 MOST HOME RUNS ALLOWED.....1, 17 times, last April 10, 2011 vs. Washington
 CAREER WINNING STREAK.....Two games, three times, last July 21 - August 10, 2010
 CAREER 10-STRIKEOUT GAMES.....None
 CAREER HOME RUNS HIT.....None

CAREER TRANSACTIONS

2000.....Signed by the Atlanta Braves as a third-round selection in the First-Year Player Draft.
 2009.....Acquired by the St. Louis Cardinals in exchange for OF Brian Barton, April 20.
 2009.....Claimed off waivers by the Arizona Diamondbacks, June 8.
 2011.....Signed by the New York Mets as a minor league free agent, January 20.
 2011.....Signed by the Pittsburgh Pirates as a minor league free agent, April 18.
 2011.....Signed by the St. Louis Cardinals as a minor league free agent, July 7.
 2013.....Signed by the Kansas City Royals as a minor league free agent, January 3.
 2013.....Signed by the Hanshin Tigers of the Nippon Professional Baseball League, May 21.
 2014.....Signed by the San Diego Padres as a minor league free agent, January 9.



EVERTH CABRERA

SHORTSTOP

BATS/THROWS: S/R

OPENING DAY AGE: 27

BORN: November 17, 1986 in Nandaime, NICARAGUA

RESIDENCE: Jinotepe, NICARAGUA

ACQUIRED: Selected from COL in the first round of the 2008 Rule 5 Draft: December 11

CONTRACT STATUS: Signed through 2014

HEIGHT/WEIGHT: 5-10/190

SERVICE TIME: 3.144

CAREER

2013: Hit a career-high .283 (108-for-381) in 95 games while being named a 2013 National League All-Star before having his season cut short due to a 50-game suspension.

- Also posted career-highs in hits (108) and home runs (four) while tying his career-high in RBI (31, also 2009).
- Finished ninth in the Majors and fifth in the National League with 37 stolen bases in 49 attempts, despite playing in just 95 games.
- Earned his first career All-Star selection, but did not appear in game...became the third Nicaraguan-born player to be named to an All-Star team, and the first position player, joining RHPs Dennis Martinez (1990-93, '95) and Vicente Padilla (2002).
- Became the fourth shortstop in Padres history to be named an All-Star, joining Ozzie Smith (1981), Garry Templeton (1985) and Tony Fernandez (1992)...is the sixth middle infielder to make an All-Star team in Padres history, also joining second basemen Roberto Alomar (1990) and Mark Loretta (2004).
- Hit .324 (24-for-74) with runners in scoring position and .333 (16-for-48) with runners in scoring position and two outs.
- Posted a career-best 10-game hit streak from May 31 – June 9 (.458, 22-for-48), with eight multi-hit games and 10 stolen bases over that streak.
- Stole the 100th base of his career on May 25 at Arizona in the first inning of his 344th career game...became the second-fastest Padre to 100 steals in team history in terms of games played behind Alan Wiggins (100 SB in his 228th game played as a Padre).
- Had a streak of six-straight games with multiple hits from June 3-9...streak was a career-best and longest by a Padre since Edgar Gonzalez also did so in 2008 (July 17-22).
- Had two career-best streaks of five-straight games with a stolen base from May 15-19 and June 2-6...both streaks were the longest since Cameron Maybin set a Padres club-record with six-straight games with a stolen base from July 19-24, 2011...only other Padre to record five-straight games with a stolen base were current bench coach and former outfielder Dave Roberts in 2006 (September 24-28, 2006) and Alan Wiggins in 1983 (August 14-18, 1983).
- Recorded his 30th stolen base of the season in the club's 66th game of the year on June 12 vs. ATL, becoming the second player in team history to reach the 30-steal mark in the team's first 66 games (Alan Wiggins reached 30 SB in the Padres 59th game in 1984)...became the first Major Leaguer since Carl Crawford-TB in 2009 to have steals in 66-or-less team games (Crawford reached 30 in the Rays first 48 games in 2009)...STATS, Inc.
- Collected a career-high tying four hits on three occasions: April 13 vs. COL, May 15 at BAL and August 2 vs. NYY (5x total in his career).
- Started each of the Padres first 69 games at SS, the third-longest such streak in club history behind Ozzie Smith (110 in 1981) and Tony Fernandez (73 in 1991)...first Padre to start each of the teams first 69 games at SS since Tony Fernandez started the club's first 73 games at SS in 1991 (STATS Inc.)
- Missed 17 games from June 17-July 4 with a left hamstring strain...appeared in two rehab games with Fort Wayne.
- Suspended for the final 50 games of the season for violations of MLB's Joint Drug Prevention and Treatment Program.

QUICK HIT

- **National League All-Star in 2013**
- **Named the Professional Sports Athlete of the Year in Nicaragua in both 2009 and 2012.**
- **Became the first player in Padres history to lead the NL in steals with 44 in 2012.**
- **First MLB Hit:** April 8, 2009 vs. Los Angeles (NL), a double off of Cory Wade
- **First MLB Home Run:** July 27, 2009 at Cincinnati off of Homer Bailey

2012: Led the National League with a career-high 44 stolen bases, becoming the first Padre in team history lead the NL in steals, while also setting career-highs in games played (115) and doubles (19).

- Started a career-high 109 games, with 104 at SS and five at 2B.
- His 44 steals were the third-most in all of Major League Baseball...his 91.7 SB % (44-for-48) ranked fourth-best in MLB.
- Began the season with Triple-A Tucson, hitting .333 (48-for-144) in 34 games and going a perfect 15-for-15 in stolen base attempts.
- Recalled from Triple-A Tucson on May 17, spending the remainder of the season with San Diego.
- Went 59-for-63 overall in stolen base attempts between Tucson and San Diego.
- Was successful on his first 24 steal attempts with San Diego, setting a Padres franchise record for most successful attempts to start a season...first CS of the year came on August 25, his first since September 2010, snapping a streak 28-consecutive successful attempts, also a Padres franchise record.
- His 44 steals in 2012 were the most by a Padre since current bench coach Dave Roberts stole 49 in 2006.



PLAYERS

- Had six stolen bases in interleague play in 2012, the most ever by a Padre during interleague play...also raised his career total in interleague play to 11 stolen bases, also the most by a Padre.
- Went 0-for-17 over his first five games with the Padres before going on to hit .316 (31-for-98) over a 28-game stretch.
- Had a straight-steal of home on July 14 at LAD in the top of the ninth inning to tie the game which the Padres would win after scoring twice on the play...first straight steal of home by a Padre since Chris Denorfia did so on July 25, 2011 at PHI... according to ELIAS, it was the first time a Major League team won a regular season game in which either the tying or go-ahead run scored on a steal of home in the ninth inning since August 22, 1982 when St. Louis Cardinals catcher Glenn Brummer stole home in the 12th inning to give the Cardinals a 5-4 victory.
- Had his third-career game ending hit on July 5 vs. CIN with a bases-loaded single in the ninth inning to give the Padres a 2-1 victory...his first walkoff hit since September 16, 2009 vs. ARI.
- Hit the 20th inside-the-park home run in Padres history on June 8 at MIL, a solo home run off RHP Shaun Marcum in the third inning...first by a Padre since Chris Denorfia on August 5, 2010 at LAD.
- Stole a career-high four bases on September 30 vs. SF, the most in one game by a Padre since Damian Jackson stole a franchise-record tying five on June 28, 1999 vs. COL.
- Named 2012 Professional Sports Athlete of the Year in Nicaragua, following the season.

2011: Appeared in 55 games at shortstop for Triple-A Tucson, also making two trips to the disabled list and one two-game stint with the Padres.

- Made two starts at shortstop for San Diego while Jason Bartlett was placed on the paternity leave list.
- Missed time while on Tucson's disabled list from May 2 - June 18 with a fractured hamate bone in his right hand and from August 7 through the end of the season with a left shoulder subluxation.

2010: Spent the majority of the season with the Padres, making two rehab assignments during two stints on the DL and also appearing for Portland after being optioned in August.

- First placed on the 15-day disabled list on April 30 with a strained right hamstring and reinstated May 14...returned to the DL for the same injury on May 28 and was reinstated on June 25.
- Started 55 games for the Padres, including 50 at shortstop and five at second base...46 of his 50 starts at shortstop came before the end of July...five starts at second base all came after July.
- Stole 10 bases in 16 attempts, reaching double digit steals for the second straight season.
- Made just seven errors in his 500.0 innings in the field, posting a .969 fielding percentage (up from .951 in 2009)...did not make an error in his 44.0 innings at second base.
- Optioned to Portland on August 21 and appeared in five games for the Beavers before being recalled on August 28.

2009: Selected by the Padres in the 2008 Rule 5 Draft from COL and made his Major League debut with the club...served as the club's primary shortstop, starting in 101 games.

- Made big league debut on April 8 vs. LAD, going 1-for-2 with a double, run scored and walk.
- Appeared in six games with San Diego before being placed on the 60-day disabled list after fracturing the hook of the hamate bone in his left hand on April 19...underwent surgery on April 21 at Scripps Clinic in Carmel Valley and was reinstated on June 19.
- Started every game at shortstop after returning from the DL.
- Ranked among NL leaders in stolen bases (T9th, 25) and steals of third (T5th, 6)...most steals by a Padre since 2006 (Roberts, 49; Cameron, 25)...18 of his steals came after the All-Star break, ranking tied for second in the NL over that stretch (also, Morgan-WSH).
- Ranked among NL rookies in stolen bases (2nd), stolen base percentage (2nd, 75.8) and steals of third (1st)...ranked fifth on the Padres rookie stolen base list.
- First big league home run on July 27 at CIN (off Bailey)...second homer was walk-off grand slam on August 7 vs. NYM (off Rodriguez) in bottom of the ninth...fourth Padre and first SD rookie to hit a walk-off grand slam.
- Named 2009 Professional Sports Athlete of the Year in Nicaragua.

2008: Spent the entire season at Single-A Asheville...led all of professional baseball with 73 stolen bases (89 attempts).

- Named to the South Atlantic League mid-season and post-season All-Star teams.
- Garnered *Baseball America* High Single-A All-Star honors.
- Played 84 games at second base while also making 34 appearances at shortstop.
- Hit .371 (39-for-105) in 26 April games, including a season-high 13-game hit streak from April 17-30 (.424, 25-for-59)...stole 21 bases in 28 games in May.
- Hit .363 (53-for-146) with runners on, .361 (30-for-83) with runners in scoring position and .455 (5-for-11) with the bases loaded.

2007: Played 42 of his 46 games with Single-A Tri-City...missed the last month of the year with an ankle injury.

- Began the season with Single-A Modesto and appeared in four games before being transferred to Tri-City on June 18.
- Placed on the disabled list on August 3 with a left ankle sprain, ending his season.
- Was Tri-City's everyday second baseman and leadoff hitter prior to the injury...also made 11 starts at shortstop.
- Ranked second on the team with a .432 on-base percentage...finished third with a .300 average (45-for-150) and also third with 12 steals.

2006: Appeared in 54 games for Rookie-Level Casper.

- Played 51 games at second base, posting a .977 fielding percentage (262 total chances, 6 errors).

2005: In his second consecutive season with the Rockies Dominican Summer League squad...led the team in runs (51), doubles (16), walks (39), sacrifice hits (5) and stolen bases (43).

2004: Spent his first professional season with the Rockies Dominican Summer League club.

PERSONAL

Everth Cabrera...he and his wife, Connie, have a son, Elian...attended the Instituto Autonoma Jose Estrada...originally signed by Rockies scouts Rolando Fernandez and Francisco Cartaya...named the Professional Sports Athlete of the Year in Nicaragua in both 2009 and 2012.

EVERTH CABRERA'S CAREER BATTING RECORD

YR	CLUB	AVG	G	AB	R	H	2B	3B	HR	RBI	SH	SF	HP	BB	SO	SB	CS	OBP	SLG	E
2004	DSL Rockies (R)	.200	50	170	23	34	2	4	0	11	9	0	2	20	41	8	10	.292	.259	--
2005	DSL Rockies (R)	.309	69	249	51	77	16	3	1	23	5	1	7	39	44	43	16	.417	.410	--
2006	Casper (R)	.254	54	185	30	47	4	2	0	14	3	1	2	37	45	18	7	.382	.297	6
2007	Modesto (A)	.267	4	15	3	4	0	1	0	2	1	0	2	2	7	1	0	.421	.400	0
	Tri-City (A)	.300	42	150	29	45	8	3	1	23	1	0	8	27	24	12	5	.432	.413	7
2008	Asheville (A)	.284	121	479	80	136	25	6	6	38	10	2	8	51	101	73*	16	.361	.399	26
2009	SAN DIEGO	.255	103	377	59	96	18	8	2	31	8	2	5	46	88	25	8	.342	.361	23
	Lake Elsinore (A)@	.391	7	23	7	9	1	1	0	4	0	0	0	5	2	4	3	.500	.522	2
	Portland (AAA)@	.333	7	27	5	9	2	0	0	0	0	0	1	1	6	1	0	.379	.407	1
2010	SAN DIEGO	.208	76	212	22	44	6	3	1	22	8	0	2	19	54	10	6	.279	.278	7
	Lake Elsinore (A)@	.300	3	10	1	3	0	0	0	1	0	0	0	2	4	1	0	.417	.300	0
	Portland (AAA)@	.258	8	31	7	8	1	0	0	3	0	0	0	6	13	3	0	.378	.290	1
2011	Tucson (AAA)	.297	58	246	52	73	12	4	2	15	2	1	0	29	40	29	8	.370	.402	14
	SAN DIEGO	.125	2	8	1	1	0	0	0	0	0	0	0	1	3	2	0	.222	.125	0
2012	Tucson (AAA)	.333	34	144	27	48	9	1	0	15	2	0	1	12	28	15	0	.389	.410	5
	SAN DIEGO	.246	115	398	49	98	19	3	2	24	5	0	3	43	110	44*	4	.324	.324	16
2013	SAN DIEGO	.283	95	381	54	108	15	5	4	31	10	1	2	41	69	37	12	.355	.381	6
	Fort Wayne (A)@	.000	2	7	1	0	0	0	0	0	0	0	0	1	5	0	0	.125	.000	0
Major League Totals		.252	391	1376	185	347	58	19	9	108	31	3	12	150	324	118	30	.330	.342	52
Minor League Totals		.284	459	1736	316	493	80	25	10	149	33	5	31	232	360	208	65	.377	.376	62

*Led league +Tied for league lead @Rehab assignment

ALL-STAR RECORD

YR	CLUB	AVG	G	AB	R	H	2B	3B	HR	RBI	SH	SF	HP	BB	SO	SB	CS	OBP	SLG	E
2013	NL vs. AL (at NYM)																			

Did not play

CAREER FIELDING

POSITION	PCT.	G	PO	A	E	TC	DP
Shortstop	.968	371	490	1059	52	1601	189
Second Base	1.000	12	13	26	0	39	3
Third Base	1.000	1	0	2	0	2	0
Career Total	.968	380	503	1087	52	1642	192

SINGLE-GAME HIGHS

HITTING STREAK.....10 games, May 31 - June 9, 2013
 HITS.....4, five times, last August 2, 2013 vs. New York (AL)
 DOUBLES.....2, twice, last May 29, 2012 at Chicago (NL)
 RBI.....4, three times, last May 25, 2013 at Arizona
 RUNS SCORED.....3, July 25, 2013 at Milwaukee
 WALKS.....3, August 13, 2009 at Milwaukee
 STRIKEOUTS.....4, May 10, 2013 at Tampa Bay
 STOLEN BASES.....4, September 30, 2012 vs. San Francisco

HOME RUNS

CAREER MULTI-HOME RUN GAMES.....None
 CAREER GRAND SLAMS (1).....August 7, 2009 vs. New York-NL (Francisco Rodriguez)
 CAREER PINCH-HIT.....None
 CAREER INSIDE-THE-PARK (1).....June 8, 2012 at Milwaukee (Shaun Marcum)
 CAREER GAME-ENDING (1).....August 7, 2009 vs. New York-NL (Francisco Rodriguez)

CAREER TRANSACTIONS

2004.....Signed by the Colorado Rockies as a non-drafted free agent, June 11.
 2008.....Selected by the San Diego Padres in the first round of the Rule 5 Draft, December 11.



PLAYERS



LEONEL CAMPOS

RIGHT-HANDED PITCHER

77

BATS/THROWS: R/R

OPENING DAY AGE: 26

BORN: July 17, 1987 in Valera, VENEZUELA

RESIDENCE: Valera, VENEZUELA

ACQUIRED: Signed as a non-drafted free agent: December 21, 2010

CONTRACT STATUS: Signed through 2014

HEIGHT/WEIGHT: 6-3/185

SERVICE TIME: 0.000

NON-ROSTER INVITEE

CAREER

2013: In his first full professional season, began the year at Single-A Fort Wayne and appeared in 55 games total between Fort Wayne and Double-A San Antonio...struck out 106 in 67.0 combined innings.

- Over 28 relief appearances for the TinCaps, went 2-1 with five saves, a 2.23 ERA (9 ER, 36.1 IP), 63 strikeouts against 22 walks and a .150 (19-for-127) opponent batting average...recorded a strikeout per 9.0 IP ratio of 15.6 (36 .1 IP, 63 SO).
- Promoted to Double-A San Antonio on June 27, spending the remainder of the season with the Missions...posted a 0.88 ERA (3 ER, 30.2 IP) with San Antonio to go with 43 strikeouts against 16 walks.
- Overall on the season, went 3-1 with a 1.61 ERA (12 ER, 67.0 IP) and 106 strikeouts against 38 walks.

2012: Missed the entire season after undergoing Tommy John surgery on his right elbow in October of 2011.

2011: In his first professional season made just one start for Eugene before missing the majority of the season with a right elbow strain.

2010: Made four relief appearances in the Venezuelan Winter League from December 11-30, signing with the Padres as a non-drafted free agent on December 21.

PERSONAL

Leonel Enrique Campos...name is pronounced "lie-oh-NELL/ CAHM-pose"...signed by Padres' scout Yfrain Linares.

LEONEL CAMPOS' CAREER PITCHING RECORD

YR	CLUB	W-L	ERA	G	GS	CG	SHO	SV	IP	H	R	ER	HR	HB	BB	SO	WP	BK	AVG
2011	Eugene (A)	0-0	18.00	1	1	0	0	0	2.0	5	4	4	1	0	0	4	0	0	.455
2012									Injured - Did not pitch										
2013	Fort Wayne (A)	2-1	2.23	28	0	0	0	5	36.1	19	9	9	2	1	22	63	7	0	.150
	San Antonio (AA)	1-0	0.88	26	0	0	0	2	30.2	14	5	3	0	0	16	43	3	0	.137
Minor League Totals		3-1	2.09	55	1	0	0	7	69.0	38	18	16	3	1	38	110	10	0	.158

*Led league +Tied for league lead @Rehab assignment

CAREER TRANSACTIONS

2010.....Signed by the San Diego Padres as a non-drafted free agent, December 21.



ANTHONY CARTER

RIGHT-HANDED PITCHER

59

CARTER

BATS/THROWS: L/R
OPENING DAY AGE: 27

BORN: April 4, 1986 in Decatur, GA
RESIDENCE: Lilburn, GA

ACQUIRED: Signed as a minor league free agent: November 22, 2013
CONTRACT STATUS: Signed through 2014

HEIGHT/WEIGHT: 6-4/215
SERVICE TIME: 0.000

NON-ROSTER INVITEE

CAREER

2013: Spent the entire 2013 season with Triple-A Pawtucket in the Red Sox organization.

- Over 17 relief appearances in the second half of the season, went 1-0 with 11 saves in 12 chances, a 1.31 ERA (3 ER, 20.2 IP), 26 strikeouts against just three walks and a .200 (15-for-75) opponent batting average.
- Over his 40 relief appearances during night games, went 2-0 with 20 saves in 23 chances, a 2.37 ERA (13 ER, 49.1 IP), 62 strikeouts against 20 walks and a .218 (39-for-179) opponent batting average...in his 12 relief appearances during day games, posted a 7.62 ERA (11 ER, 13.0 IP) and 17 strikeouts against three walks.

2012: Spent entire season with Triple-A Charlotte where he finished second on the staff with 39 appearances.

- Excluding his lone start of the season on June 19 vs. Columbus, in which he allowed eight earned runs in 2.1 innings, he posted a 3.58 ERA (24 ER, 60.1 IP) for the season.
- Allowed only two earned runs in 15.1 innings (1.17 ERA) over his next eight appearances after that start.
- Pitched 2.0-or-more innings in 19 of his 39 appearances (18 of his 38 relief appearances).
- Recorded 30 strikeouts in 27.2 innings over his final 15 appearances (9.76 SO, 9.0 IP) compared to 24 strikeouts in 35.0 innings over his first 24 games (6.17 SO, 9.0 IP).
- Posted a 2.73 ERA (9 ER, 29.2 IP) in 19 road games and a 6.27 ERA (23 ER, 33.0 IP) in 20 home games (one start).
- Following the season, converted all seven of his save chances and went 1-1 with a 3.09 ERA in 17 appearances for Indios de Mayaguez in the Puerto Rican Winter League.

2011: Struck out 62 batters in 61.2 IP between Triple-A Charlotte and Double-A Birmingham.

- Transferred to Birmingham on July 26, where he spent the remainder of the season.
- Entered the season ranked by *Baseball America* as the No. 10 Prospect in the Chicago White Sox organization.

2010: Led the Southern League and all White Sox minor leaguers with 22 saves for Birmingham...his save total was also tied for second-highest among all Double-A pitchers.

- Named a Southern League mid-season All-Star...finished second in the SL in games finished (34).
- Had a season-long 16.0-inning scoreless streak that spanned 12 appearances, April 30 - June 7.
- Posted a 2.58 ERA (15 ER, 52.1 IP) in 44 relief appearances.
- Held left-handed hitters to a .154 (14-for-91) average...righties hit .282 (33-for-117) against him.
- Selected to USA Baseball's Pan American Games qualifying roster.
- Pitched in the Arizona Fall League following the season and was named to the West Division's Rising Stars team.

2009: Set professional highs in starts (27), innings (154.2), and strikeouts (119) for Single-A Winston-Salem.

- Led the Carolina League in innings pitched...finished tied for second in wins and was fourth in strikeouts.
- Went 9-4 with a 3.71 ERA (51 ER, 123.2 IP) over his final 21 starts of the season.

2008: Combined to go 11-7 with a 4.00 ERA (64 ER, 144.1 IP) in 28 games (27 starts) between Single-A Kannapolis and Single-A Winston-Salem.

- Transferred to Single-A Winston-Salem on June 4.

2007: Pitched for Rookie-Level Great Falls and finished 10th in the Pioneer League in ERA (3.93).

2006: Began his professional career with Rookie-Level Bristol.

- Earned his first professional win in his sixth start, July 21 vs. Johnson City.



PLAYERS

PERSONAL

Anthony Scott Carter...attended Georgia Perimeter College, going 6-3 with a 2.51 ERA with 75 strikeouts in 14 games, 12 stars, as a freshman...graduated from Parkview High School (GA)...signed by White Sox scouts John Tumminia and Alex Slattery.

ANTHONY CARTER'S CAREER PITCHING RECORD

YR	CLUB	W-L	ERA	G	GS	CG	SHO	SV	IP	H	R	ER	HR	HB	BB	SO	WP	BK	AVG
2006	Bristol (R)	2-8	7.67	13	13	0	0	0	63.1	88	58	54	7	3	21	35	5	1	.321
2007	Great Falls (R)	5-3	3.93	15	15	0	0	0	71.0	78	34	31	6	3	17	62	4	0	.280
2008	Kannapolis (A)	5-2	2.77	11	11	0	0	0	61.2	47	22	19	5	1	11	66	1	0	.213
	Winston-Salem (A)	6-5	4.90	17	16	0	0	0	82.2	91	49	45	11	3	30	41	1	0	.278
2009	Winston-Salem (A)	11-7	4.36	27	27	1	0	0	154.2*	149	80	75	21	9	43	119	3	1	.256
2010	Birmingham (AA)	1-4	3.92	46	2	0	0	22*	57.1	47	25	25	6	1	22	58	1	0	.226
2011	Charlotte (AAA)	0-2	7.23	35	0	0	0	3	47.1	60	39	38	6	5	26	48	7	0	.314
	Birmingham (AA)	1-0	1.26	12	0	0	0	5	14.1	6	3	2	0	0	5	14	0	0	.125
2012	Charlotte (AAA)	4-6	4.60	39	1	0	0	2	62.2	71	39	32	6	2	22	54	3	0	.282
2013	Pawtucket (AAA)	2-0	3.47	52	0	0	0	24	62.1	56	26	24	6	3	23	79	5	0	.237
Minor League Totals		37-37	4.58	267	85	1	0	56	677.1	693	375	345	74	30	220	576	30	2	.265

*Led league +Tied for league lead @Rehab assignment

CAREER TRANSACTIONS

2005.....Signed by the Chicago White Sox as a 26th-round selection in the First-Year Player Draft.
 2012.....Signed by the Boston Red Sox as a minor league free agent, December 2.
 2013.....Signed by the San Diego Padres as a minor league free agent, November 22.



ANDREW CASHNER

RIGHT-HANDED PITCHER

34

CASHNER

BATS/THROWS: R/R

OPENING DAY AGE: 27

BORN: September 11, 1986 in Conroe, TX

RESIDENCE: Montgomery, TX

ACQUIRED: From CHI along with OF Kyung-Min Na in exchange for INF

Anthony Rizzo and RHP Zach Cates: January 6, 2012

CONTRACT STATUS: Signed through 2014

HEIGHT/WEIGHT: 6-6/219

SERVICE TIME: 3.126

CAREER

2013: Unanimously voted Clyde McCullough Pitcher of the Year by the San Diego chapter of the Baseball Writers Association of America in his first full Major League season.

- Set career-high in wins (10), starts (26), complete games (1), innings (175.0) and strikeouts (128).
- Led the Padres in ERA, ranked second in wins (10), innings (175.0), strikeouts (128), complete games (1) and third in starts (26).
- Began the season in the bullpen, posting a 3.86 ERA (4 ER, 9.1 IP) with nine strikeouts in five relief appearances before moving to the rotation for good on April 20 at San Francisco.
- Was 10-9 with a 3.04 ERA (56 ER, 165.2 IP) with 119 strikeouts as a starter, including 19 quality starts.
- His 3.09 ERA ranked 11th in the National League and he ranked 12th in opponents batting average (.233).
- His 3.09 ERA was the fourth-lowest among qualified Padres starters since the club moved into Petco Park in 2004, only trailing Jake Peavy (2.88 in 2005 and 2.54 in 2007) and Mat Latos (2.92 in 2010).
- Was 5-4 with a 1.95 ERA (17 ER, 78.1 IP) with 52 strikeouts at Petco Park, the third lowest ERA by a Padres starter at the home park behind just Chris Young (1.69 in 2007) and Jake Peavy (1.74 in 2008).
- Tossed 19th individual one-hitter in Padres history, the 27th overall one-hitter for the 45-year-old franchise, on September 16 at the Pirates...performance was named the Head & Shoulders Pitching Performance of the Month for September, as voted on by fans at MLB.com.
- His September 16 effort marked the first pitcher in baseball to face the minimum 27 batters in a nine-inning effort and not record a no-hitter since Roy Oswalt tossed a three-hit shutout against the Pirates for Houston on September 11, 2008.
- Is the first Padres pitcher in history to face just 27 men in a nine-inning complete game...he is the 14th Padres pitcher to record a one-hit shutout and just the third to do it without issuing a walk, joining Jimmy Jones (September 21, 1986 at Houston) and Mat Latos (May 13, 2010 at San Francisco).
- According to Elias, on September 16, he retired the first 18 batters he faced, becoming the third Padres pitcher in the last 27 years to retire the first 18 or more batters, joining Kevin Brown (September 10, 1998 vs. Dodgers, perfect through 18 batters) and Chris Young (September 7, 2008 at Milwaukee, perfect through 23 batters).
- Posted a 2.14 ERA (18 ER, 75.2 IP) in the second half, the sixth-best ERA in the National League and tied for seventh in the Majors...his .194 opponent average ranked sixth in the Majors (min. 50 IP).
- Was 2-1 with a 0.76 ERA (2 ER, 23.2 IP) with 21 strikeouts in three September starts, tied for lowest September ERA in the Majors (min. 20 IP) with Seattle's Hisashi Iwakuma...was the second-best ERA in any month by a Padres starter who made at least three starts (Dave Dravecky, April 1986, 0.75 ERA in five starts).
- Limited right-handed hitters to a .217 (72-for-332) batting average, 13th-best in the National League.
- Set Padres record for most assists by a pitcher in a nine-inning game with seven on June 23 against the Dodgers.
- Posted a 1.70 ERA (12 ER, 63.2 IP) with 50 strikeouts from the start of August through the end of the season, the second-best ERA in the Majors (min. 60.0 IP) during that stretch to the Dodgers' Zack Greinke (1.49).
- Hit his first career home run on July 27 against Arizona's Josh Collmenter, a solo shot in the sixth inning at Chase Field.
- Did not allow more than three earned runs in his last 12 starts and 22 of his 26 starts overall.
- Finished the season by not allowing an earned run over his final 16.0 innings pitched over his last two starts, and allowed just three earned runs over his final five starts from August 25 - September 22, going 2-1 with a 0.72 ERA (3 ER, 37.2 IP) in that stretch.
- Collected a hit, stolen base and a run scored on April 26 against San Francisco...he's the first pitcher to hit that trifecta in his first win as a starter since Bart Johnson had a hit, stolen base and run scored in his first win in the Major Leagues for the White Sox on Sept. 16, 1969 (credit: Elias Sports Bureau)...only four Padres pitchers have collected a run, hit and stolen base in a game: Cashner joins Greg Maddux (July 23, 2007 vs. COL), Adam Eaton (June 6, 2004 vs. MIL & July 21, 2000 vs. COL) and Doug Brocail (July 11, 1993 vs. MON).
- His .231 average at the plate was the second-best among qualifying pitchers in the Majors to the Dodgers' Zack Greinke (.328).
- Recorded four bunt singles, the most in the Majors among pitchers since Omar Daal recorded five in 1999 for Arizona...was the second-most ever by a Padres pitcher, trailing Kevin Brown's five in 1998, while tying Brown among all Padres pitchers with six infield hits.

QUICK HIT

- Was selected three times in the First-Year Player Draft before signing with the Cubs as the 19th overall pick in 2008:

2005 - Atlanta Braves (20th round)

2006 - Colorado Rockies (18th round)

2007 - Chicago Cubs (29th round)

2008 - Chicago Cubs (1st round)

- First MLB Win: July 20, 2010 vs. Houston



PLAYERS

2012: In his first season with the Padres, began the year in the bullpen, making 27 relief appearances, before transitioning into the rotation and making five starts total for San Diego...season cut short due to a stint on the disabled list.

- Over his first 27 outings, all in relief, from April 6 - June 5, went 3-3 with a 3.81 ERA (11 ER, 26.0 IP) and 29 strikeouts against 16 walks.
- Made his first start for the Padres on June 9 at MIL, working just 2.1 innings...optioned to Double-A San Antonio following the start...went 2-0 with a 1.88 ERA (3 ER, 14.1 IP) and 22 strikeouts against just three walks and 10 hits allowed in three starts for San Antonio.
- Recalled on June 28 to make his first full-fledged start that day at HOU...took a no-hitter into the seventh inning before allowing the Astros first hit with one out in the seventh...finished with a career-high nine strikeouts that day over 6.1 innings pitched.
- Made his next appearance with a start on July 3 at ARI, leaving the game prior to the third inning...placed on the 15-day DL the following day July 4 with a strained right lat muscle.
- Made three rehab starts for Triple-A Tucson from August 21-31, posting a 3.00 ERA (3 ER, 9.0 IP), before being reinstated from the DL on September 1.
- Made two starts in September before making his final appearance with a relief outing on the final day of the season, October 3 at MIL.
- Over his first four starts, posted a 2.87 ERA (5 ER, 15.2 IP) with 21 strikeouts against just three walks and nine hits allowed, before allowing a career-high tying six runs in his final start of the season on September 14 vs. COL.
- Overall on the season, held left-handed hitters to a .197 (15-for-76) average for SD while right-handers hit at a .281 (27-for-96) mark.

2011: Missed the majority of the season for the Cubs after suffering a rotator cuff strain in his right shoulder...placed on the 15-day DL on April 8 (retro to April 6) and transferred to the 60-day DL on May 29.

- Made one appearance prior to injury, his first career start.
- Reinstated from the DL on September 5 and worked six relief outings over the last month of the season, tossing scoreless ball in five of his appearances.
- In his 10.2 innings on the season, he allowed just three hits while striking out eight.

2010: Pitched at Double-A Tennessee and Triple-A Iowa before having his contract selected by the Cubs and spending the remainder of the season in the big leagues.

- Made 53 relief appearances for CHI after working almost exclusively as a starter through his minor league career...held opponents scoreless in 36 of his outings.
- Selected from Iowa on May 31 and made his Major League debut that day at PIT...began his big league career with an 8.1-scoreless innings streak from May 31 - June 20.
- Picked up his first win on July 20 vs. HOU after 2.0 scoreless innings of relief.
- Allowed six runs in consecutive outings July 27 and July 30, accounting for 12 of the 29 earned runs he allowed on the season...his ERA outside of those two appearances was 2.89 (17 ER, 53.0 IP).
- Combined between Tennessee and Iowa to go 6-1 with a 2.05 ERA (13 ER, 57.0 IP) in 11 games (nine starts)...earned Pacific Coast League Pitcher of the Week honors for May 17-23 after going 2-0 and allowing one earned run over 13.0 innings in two starts.
- Was named the Cubs' No. 4 prospect by *Baseball America* heading into the season.

2009: Made 12 starts each for Single-A Daytona and Double-A Tennessee, combining to go 3-4 with a 2.60 ERA (29 ER, 100.1 IP) with 75 strikeouts compared to 42 walks.

- Opened the season on the disabled list with a left oblique strain and was inactive until April 29.
- Allowed just one home run over his 100.1 innings.
- Named the Cubs' No. 3 prospect by *Baseball America* heading into the season.

2008: Saw action for the AZL Cubs, Single-A Boise and Single-A Daytona in his first professional season.

- Made eight appearances overall (six starts), going 1-2 with a 5.85 ERA (13 ER, 20.0 IP).

PERSONAL

Andrew Burton Cashner...attended both Angelina College in Lufkin, Texas, and Texas Christian University...led TCU pitchers with nine wins, nine saves, 80 strikeouts and 30 relief appearances during the 2008 season...originally signed by Cubs' scout Trey Forkerway.

PLAYERS

CASHNER

ANDREW CASHNER'S CAREER PITCHING RECORD

YR	CLUB	W-L	ERA	G	GS	CG	SHO	SV	IP	H	R	ER	HR	HB	BB	SO	WP	BK	AVG
2008	AZL Cubs (R)	0-0	0.00	1	1	0	0	0	1.0	1	1	0	0	0	0	2	0	0	.333
	Boise (A)	1-1	4.96	6	4	0	0	0	16.1	19	12	9	1	1	19	16	1	0	.302
	Daytona (A)	0-1	13.50	1	1	0	0	0	2.2	4	4	4	0	0	4	1	0	1	.364
2009	Daytona (A)	0-0	1.50	12	12	0	0	0	42.0	31	8	7	1	3	15	34	1	1	.201
	Tennessee (AA)	3-4	3.39	12	12	0	0	0	58.1	45	30	22	0	2	27	41	1	0	.210
2010	Tennessee (AA)	3-1	2.75	6	6	1	0	0	36.0	22	12	11	1	0	13	42	1	0	.176
	Iowa (AAA)	3-0	0.86	5	3	0	0	0	21.0	17	3	2	0	1	2	17	1	0	.221
	CHICAGO (NL)	2-6	4.80	53	0	0	0	0	54.1	55	31	29	8	4	30	50	4	1	.267
2011	CHICAGO (NL)	0-0	1.69	7	1	0	0	0	10.2	3	2	2	1	0	4	8	0	0	.086
	Tennessee (AA)	0-1	6.75	3	3	0	0	0	2.2	3	2	2	0	0	0	6	0	0	.273
	Iowa (AAA)	0-0	0.00	2	0	0	0	0	2.0	0	0	0	0	0	0	2	0	0	.000
2012	SAN DIEGO	3-4	4.27	33	5	0	0	0	46.1	42	23	22	5	1	19	52	2	0	.244
	San Antonio (AA)	2-0	1.88	3	3	0	0	0	14.1	10	3	3	0	2	3	22	0	0	.196
	Tucson (AAA)	0-1	3.00	3	3	0	0	0	9.0	8	3	3	0	0	2	8	0	0	.242
2013	SAN DIEGO	10-9	3.09	31	26	1	1	0	175.0	151	68	60	12	4	47	128	5	0	.233
Major League Totals		15-19	3.55	124	32	1	1	0	286.1	251	124	113	26	9	100	238	11	1	.237
Minor League Totals		12-9	2.76	54	48	1	0	0	205.1	160	78	63	3	9	85	191	5	2	.214

*Led league +Tied for league lead @Rehab assignment

2013 AND CAREER BATTING RECORD

YR	CLUB	AVG	G	AB	R	H	2B	3B	HR	RBI	SH	SF	HP	BB	SO	SB	CS	OBP	SLG
2013	SAN DIEGO	.245	34	53	7	13	1	0	1	3	6	0	0	1	25	2	0	.259	.321
Major League Totals		.222	127	63	7	14	1	0	1	3	8	0	0	2	30	2	0	.246	.286

CAREER FIELDING

POSITION	PCT.	G	PO	A	E	TC	DP
Pitcher	.987	124	18	59	1	78	6

SINGLE-GAME HIGHS

INNINGS PITCHED.....9.0 IP, September 16, 2013 at Pittsburgh
 LOW-HIT COMPLETE GAME.....1, September 16, 2013 at Pittsburgh
 STRIKEOUTS.....9, June 28, 2012 at Houston
 MOST HITS ALLOWED.....10, three times, last August 31, 2013 at Los Angeles (NL)
 MOST RUNS ALLOWED.....6, four times, last July 5, 2013 at Washington
 MOST WALKS ALLOWED.....5, July 27, 2013 at Arizona
 MOST HOME RUNS ALLOWED.....3, May 30, 2013 vs. Seattle
 CAREER WINNING STREAK.....Three games, twice, last July 22 - August 2, 2013
 CAREER 10-STRIKEOUT GAMES.....None
 CAREER HOME RUNS HIT (1).....July 27, 2013 at Arizona (Josh Collmenter)

CAREER TRANSACTIONS

2005.....Selected by the Atlanta Braves in the 20th round of the First-Year Player Draft (did not sign).
 2006.....Selected by the Colorado Rockies in the 18th round of the First-Year Player Draft (did not sign).
 2007.....Selected by the Chicago Cubs in the 29th round of the First-Year Player Draft (did not sign).
 2008.....Signed by the Chicago Cubs as a first-round selection (19th overall) in the First-Year Player Draft.
 2012.....Acquired by the San Diego Padres along with OF Kyung-Min Na in exchange for INF Anthony Rizzo and RHP Zach Cates, January 6.



PLAYERS



CODY DECKER

CATCHER/INFIELDER

79

BATS/THROWS: R/R
OPENING DAY AGE: 27
BORN: January 17, 1987 in Santa Monica, CA
RESIDENCE: Santa Monica, CA
ACQUIRED: Signed as a 22nd-round selection in the 2009 First-Year Player Draft
CONTRACT STATUS: Signed through 2014

HEIGHT/WEIGHT: 5-11/220
SERVICE TIME: 0.000

NON-ROSTER INVITEE

CAREER

2013: Spent the majority of the season with Triple-A Tucson, playing in 123 games total between Tucson and Double-A San Antonio.

- Finished tied for the team lead in Tucson with 17 home runs (also, Brandon Allen).

2012: Spent the majority of season with Double-A San Antonio, playing in a combined 136 games between the Missions and Tucson...combined to hit .252 (114-for-453) with 26 doubles, one triple, a career-high 29 home runs, 81 RBI, 66 runs scored, a .351 on-base percentage and a .506 slugging percentage.

- Named Texas League Player of the Week twice in May...combined to hit .343 (23-for-67) with eight home runs in 20 games during the month of May for the Missions.

2011: Played in 59 games total between Double-A San Antonio and Rookie-Level Peoria, missing time on the disabled list due to a right ankle sprain.

- Began the season with Double-A San Antonio...placed on the seven-day DL on May 22 with a right ankle sprain.
- Played in 10 games on a rehab assignment with the organization's Rookie-Level affiliate in Peoria before being reinstated from the DL on August 23.

2010: Spent the entire season with Single-A Lake Elsinore, playing in 130 games and hitting .270 (137-for-507) with a career-high 35 doubles, two triples, 28 home runs, 90 RBI, 82 runs scored, a .352 on-base percentage and a .513 slugging percentage.

- Finished among California League leaders in home runs (4th), doubles (6th), RBI (7th) and total bases (T9th, 260).
- Named an Organization All-Star by MiLB.com after the season.

2009: Played the majority of his first professional season with the club's Rookie-Level affiliate in Peoria, being named the Arizona Summer League's Most Valuable Player after hitting .354 (70-for-198) with 21 doubles, three triples, 15 home runs, 63 RBI, 46 runs scored, a .421 on-base percentage and a .717 slugging percentage.

- Named the Short-Season Best Hitter of the Year by MiLB.com following the season...also named a Short-Season/ Rookie All-Star and Arizona Summer League Player of the Year by Topps.
- Also named an Arizona Summer League post-season All-Star following the season.
- Led the AZL in home runs, doubles, RBI, total bases (142), slugging percentage and OPS (1.138)...finished second in hits, third in average and fourth in on-base percentage and runs scored...set Arizona League record with 63 RBI and 142 total bases.

PERSONAL

Cody Marshall Decker...graduated from the University of California, Los Angeles...led the Pac-10 in home runs during his senior campaign in 2009 and was an All-Conference infielder...graduated from Santa Monica High School (CA)...signed by Padres scout Brendan Hause.

CODY DECKER'S CAREER BATTING RECORD

YR	CLUB	AVG	G	AB	R	H	2B	3B	HR	RBI	SH	SF	HP	BB	SO	SB	CS	OBP	SLG	E
2009	AZL Padres (R)	.354	52	198	46	70	21*	3	15*	63*	0	4	7	19	42	0	0	.421	.717*	3
	Fort Wayne (A)	.111	7	18	2	2	1	0	0	1	0	0	0	6	5	0	0	.333	.167	1
2010	Lake Elsinore (A)	.270	130	507	82	137	35	2	28	90	0	7	8	60	135	2	0	.352	.513	6
2011	San Antonio (AA)	.237	49	177	32	42	10	1	13	38	0	0	2	11	59	0	1	.289	.525	2
	AZL Padres (R)	.344	10	32	4	11	2	0	2	7	0	1	0	6	9	1	0	.436	.594	1
2012	San Antonio (AA)	.263	104	346	54	91	19	1	25	68	0	2	4	54	100	1	4	.367	.540	3
	Tucson (AAA)	.215	32	107	12	23	7	0	4	13	0	1	2	11	27	0	0	.298	.393	0
2013	Tucson (AAA)	.272	113	324	45	88	24	5	17	64	1	3	3	37	98	0	0	.349	.534	2
	San Antonio (AA)	.171	10	35	6	6	0	0	2	6	0	0	0	5	14	0	0	.275	.343	1
Minor League Totals		.269	507	1744	283	470	119	12	106	350	1	18	26	209	489	4	5	.353	.534	16

*Led league +Tied for league lead @Rehab assignment

CAREER TRANSACTIONS

2009.....Signed as a 22nd-round selection in the 2009 First-Year Player Draft.



CHRIS DENORFIA

OUTFIELDER

13

DENORFIA

BATS/THROWS: R/R**OPENING DAY AGE:** 33**BORN:** July 15, 1980 in Bristol, CT**RESIDENCE:** Sarasota, FL**ACQUIRED:** Signed as a minor league free agent: December 17, 2009**CONTRACT STATUS:** Signed through 2014**HEIGHT/WEIGHT:** 6-0/194**SERVICE TIME:** 6.041

CAREER

2013: Played in a career-high 144 games, also setting career-highs in several offensive categories including hits (132), doubles (21), home runs (10), RBI (47), runs scored (67) and walks (42)...also made a career-high 105 starts (51 in RF, 36 in CF and 18 in LF).

- Led the Padres with 132 hits, 67 runs scored and a .279 (132-for-473) average (among all qualified batters).
- Batting first in the order, hit .305 (57-for-187) in 43 games, the second-best mark in the leadoff spot among qualifying National Leaguers (min. 150 PA) and fourth-best among all leadoff hitters.
- Went 11-for-11 in stolen base attempts, one of four players in 2013 to have 10-or-more attempts without a caught stealing (also, Alcides Escobar-KC with 22, Josh Rutledge-COL with 12 and Christian Yelich-MIA with 10).
- Recorded a career-high 13 outfield assists, tied with Jay Bruce (CIN) and Bryce Harper (WSH) for third-most among NL outfielders and fifth-most among all outfielders...the most by a Padre since Mark Kotsay also recorded 13 in 2003.
- Hit .284 (54-for-190) with nine of his 10 home runs against left-handers...hit .276 (78-for-283) against right-handers.
- With runners in scoring position, hit .293 (34-for-116) and .321 (18-for-56) with runners in scoring position and two outs.
- On July 29 vs. Cincinnati, had a pinch-hit, walk-off, two-run home run against Reds' closer Aroldis Chapman to give the Padres a 2-1 win, his first career walk-off homer and third career pinch-hit homer...was his third career walk-off hit, and first since also having one against the Reds and Chapman on September 25, 2010...was the 11th pinch-hit, walk-off home run in Padres history and first since Paul McNulty on September 9, 2006 vs. Colorado.
- Had a career-long streak of recording multiple-hits in four-straight games from August 14-17.
- In 75 games at home, hit .301 (75-for-249) while batting .254 (57-for-224) in 69 games on the road.
- Hit .300-or-better in four of the six calendar months during the regular season: .305 (25-for-82) in April, .310 (27-for-87) in May, .309 (25-for-81) in August and .305 (25-for-82) in 24 games during the month of September.
- Against NL West opponents, hit .299 (72-for-241) in 72 games, his best average against any National League division.
- Played for Team Italy in the World Baseball Classic during the Spring.
- Following the season, was named as the Padres' 2013 Wilson Defensive Player of the Year.

QUICK HIT

- Played for Italy during the 2009 and 2013 World Baseball Classic.
- Majored in international relations and Hispanic studies at Wheaton College.
- **First MLB Hit/Home Run:** September 9, 2005 vs. Pittsburgh, pinch-hit, solo home run off of Oliver Perez

2012: Set then-career highs in games played (130), batting average (.293), hits (102), doubles (19), triples (six), runs (56) and stolen bases (13).

- His .293 (102-for-348) average was second-best among all Padres (no minimum) in 2012.
- Hit .337 (60-for-178) against left-handed pitching, the 12th-best qualifying average against left-handers among all National Leaguers in 2012 (minimum 125 PA).
- In 65 games at Petco Park he hit .287 (49-for-171) while hitting .299 (53-for-177) in 65 road games.
- In the pinch, hit .276 (8-for-29) with five RBI...is a career .289 (24-for-83) pinch-hitter.
- Had a career-best 12-game hitting streak from June 6-25, hitting .370 (17-for-46) over that streak...tied for the longest by a Padre in 2012 (also, Chase Headley, June 26 - July 7)...also had an 11-game hitting streak from August 24 - September 10, hitting .415 (17-for-41) over that span, the second-longest hit streak of his career.
- Hit three leadoff home runs in 2012 on July 7 vs. CIN, August 12 at PIT and September 4 at LAD...five career total leadoff homers (also, May 11, 2011 at MIL and June 14, 2011 at COL).
- On April 11 vs. ARI, hit a game-winning two-run homer in the eighth to give the Padres a 2-1 victory.
- Made a career-high 77 starts, including 60 in RF, 13 in LF and four in CF...started 45 games batting leadoff, hitting .303 (57-for-188) when in the No. 1 spot of the lineup.
- Agreed to terms on a two-year contract extension through 2014 on September 5.

2011: Spent his second year with the Padres missing a month late in the season with a strained left hamstring.

- Missed time while on the disabled list from August 6 - September 5 with a strained left hamstring...made rehab appearances with Single-A Lake Elsinore and Triple-A Tucson.
- Hit .328 (39-for-119) against left-handed pitching, ranking ninth in the NL among qualifying batters.
- Connected for the first two leadoff home runs of his career: May 11 at MIL and June 14 at COL.
- Stole home on July 25 at PHI, the first steal of home by a Padre since Mark Sweeney on July 6, 2005 at HOU...the first "straight steal" of home for San Diego since Eric Owens on May 21, 1999 vs. CIN.
- Went 8-for-22 as a pinch-hitter, tying for third among all qualifying pinch-hitters with a .364 average.



PLAYERS

2010: Began the season with Triple-A Portland...had his contract selected by the Padres on May 17 and spent the rest of the season in the Majors, making 72 starts in the outfield.

- Made 44 starts in center field, 15 in left field and 13 in right field...despite making just 15 starts there, he appeared in 44 games in left field for the Padres.
- Padres went 42-30 (.583) in his 72 starts.
- Hit .282 (49-for-174) with a .347 on-base percentage and .489 slugging percentage in 58 games after the All-Star break.
- Connected for his first career inside-the-park home run August 5 at LAD...third inside-the-park homer by a Padre in 2010 (T. Gwynn, Jr. - 2).
- Hit .306 (37-for-121) for Portland, including a .367 clip (11-for-30) vs. left-handers and a .373 average (22-for-59) at home.
- Started the season by hitting .431 (19-for-44) over his first 13 games for the Beavers...had hit safely in eight of his last nine games at the time his contract was selected from Portland.

2009: Spent the entire season at Triple-A Sacramento with the exception of a four-game stint with Oakland in June.

- Recalled by the A's on June 9...appeared in one game in all three outfield positions and also pinch-ran once...did not start a game and was optioned back to Sacramento on June 18.
- Finished second on the River Cats in hits (117) and triples (5)...hit .283 (86 for 304) with all nine of his home runs and 42 of his 49 RBI against right-handed pitching and .242 (31 for 128) against left-handers.
- Missed part of Spring Training while playing for Italy in the World Baseball Classic...batted a team-leading .400 (4-for-10) with three doubles, two RBI, two walks and two runs scored in three WBC games.
- Placed on the disabled list on May 4 with a strained right hamstring...reinstated on May 20 and reached base safely via hit or walk in each of his first 18 games following his return.

2008: Split his time between Oakland and Triple-A Sacramento, also spending time on the disabled list.

- Made the A's Opening Day roster and appeared in 25 games before being placed on the disabled list on May 11 with lower back tightness...missed a total of 61 games before being reinstated on July 19 and optioned to Sacramento...played for both Sacramento and Single-A Stockton as part of a rehab assignment before being optioned.
- Returned to OAK following the conclusion of the PCL playoffs.
- Hit .486 (17-for-35) with four home runs, six RBI and 12 runs scored in eight PCL playoff games and was named Co-PCL Postseason MVP along with teammate Carlos Gonzalez.

2007: Acquired by the A's from the Reds for two players to be named and cash considerations on April 27...spent the entire year on the disabled list.

- Underwent "Tommy John" surgery on his right elbow on April 3...tore the ulnar collateral ligament in his right elbow during a Spring Training game with the Reds on March 23...placed on the Reds disabled list on March 24 and transferred to the 60-day DL on April 13.

2006: Split his season between Triple-A Louisville and Cincinnati, making four stints with the big league club.

- Made 25 Major League starts (14 in RF, 10 in CF, 1 in LF).
- Spent the majority of the season with Louisville, hitting .349 in 83 games...fell 29 plate appearances shy of qualifying for the International League batting title.
- Louisville's only player selected to participate in the Triple-A All-Star Game.
- Rated by *Baseball America* as the best defensive outfielder and batter with the best strike zone judgment in the International League.

2005: Spent the majority of the season between Double-A Chattanooga and Triple-A Louisville, eventually making his Major League debut with the Reds in September.

- Received the Sheldon Bender Award as Cincinnati's Minor League Player of the Year...combined to hit .317 with 20 home runs, 87 RBI and 12 stolen bases in 137 games.
- Promoted to the Majors on September 5 and made his big league debut on September 7, striking out as a pinch-hitter...first career hit came in his second plate appearance, a solo homer on September 9 off Pittsburgh's Oliver Perez.
- Named Louisville's Hitter of the Month for June, batting .337 with six home runs and 26 RBI.

2004: Split his time between Single-A Potomac and Double-A Chattanooga.

- Combined to hit .284 with 17 home runs, 78 RBI and 15 stolen bases.
- Among all Reds minor leaguers, he ranked tied for fourth in both home runs and RBI.
- Began the season at Potomac and was selected to play in the Carolina League vs. California League All-Star Game...named the Carolina League's Batter of the Week for April 26 - May 2.
- Promoted to Chattanooga on July 1.

2003: Spent the season at Single-A Potomac and hit .236 with four home runs and 39 RBI in 128 games.

- Ranked fifth in the Carolina League in strikeouts (105)
- All defensive appearances came in center field, where he had 15 assists.

2002: Made his professional debut with the Rookie-Level GCL Reds...also appeared with Single-A Dayton and Double-A Chattanooga.

- Ranked among GCL leaders in on-base percentage (2nd, .425), batting average (3rd, .340), walks (4th, 31), hits (T4th, 68) and runs scored (T4th, 38).



PLAYERS



ALEX DICKERSON

INFIELDER/OUTFIELDER

78

BATS/THROWS: L/L

OPENING DAY AGE: 23

BORN: May 26, 1990 in Poway, CA

RESIDENCE: Poway, CA

ACQUIRED: From PIT in exchange for RHP Miles Mikolas and OF Jaff Decker: November 25, 2013

CONTRACT STATUS: Signed through 2014

HEIGHT/WEIGHT: 6-3/230

SERVICE TIME: 0.000

NON-ROSTER INVITEE

CAREER

2013: Spent the entire season with Double-A Altoona, earning Eastern League Rookie of the Year and post-season All-Star honors after hitting .288 (130-for-451) with a career-high 17 home runs and 68 RBI.

- Named Eastern League player of the week twice in 2013, for the weeks of July 8-14 and July 22-28.

2012: In his first full professional season, spent the entire campaign with Single-A Bradenton, being named the Florida State League's Player of the Year after hitting .295 (144-for-488) with 13 home runs and 90 RBI.

- Was also named an Organization All-Star by MiLB.com following the season and a FSL post-season All-Star.
- Became the first player in Marauders history to be named the FSL Player of the Year.
- Led all FSL first basemen in double plays (107)...finished second in the FSL in RBI and third in hits and total bases (220).

2011: Made his professional debut with Single-A State College, playing in 41 games for the Spikes after signing as a third-round selection in the First-Year Player Draft.

- Finished second among all short-season players with 16 doubles for State College.

PERSONAL

Alexander (Alex) Ross Dickerson...graduated from Poway High School in nearby Poway, Calif., where he was named All-San Diego Division I Player of the Year by the San Diego Baseball Advisory Committee and All-San Diego by the Union Tribune...also named All-District 8 by American Baseball Coaches Association at Poway High...also picked up First Team All-Palomar League honors...attended Indiana University, where he hit .367 (79-for-215) with 10 doubles, nine home runs, 49 RBI, 33 runs scored and a .540 slugging percentage in 54 games as a senior...named the First-Team All-Big Ten Designated Hitter in 2011...was the 2010 Big Ten Triple Crown winner (.419 average, 24 home runs, 75 RBI) and First-Team All-American...ranked tied for first in school history in career home runs (47)... was a unanimous 2010 selection as Big Ten Player-of-the-Year... became the first player in conference history to pick up Freshman-of-the-Year and Player-of-the-Year honors in consecutive years...signed by Pirates' scout Jerry Jordan.

ALEX DICKERSON'S CAREER BATTING RECORD

YR	CLUB	AVG	G	AB	R	H	2B	3B	HR	RBI	SH	SF	HP	BB	SO	SB	CS	OBP	SLG	E
2011	State College (A)	.313	41	150	25	47	16	1	3	19	0	2	5	16	28	0	0	.393	.493	6
2012	Bradenton (A)	.295	129	488	65	144	31	3	13	90	2	5	7	39	93	12	7	.353	.451	17
2013	Altoona (AA)	.288	126	451	61	130	36	3	17	68	2	3	8	27	89	10	7	.337	.494	1
Minor League Totals		.295	296	1089	151	321	83	7	33	177	4	10	20	82	210	22	14	.352	.475	24

*Led league +Tied for league lead @Rehab assignment

CAREER TRANSACTIONS

2008.....Selected by the Washington Nationals in the 48th round of the First-Year Player Draft (did not sign).

2011.....Signed by the Pittsburgh Pirates as a third-round selection in the First-Year Player Draft.

2013.....Acquired by the Padres from the Pittsburgh Pirates in exchange for RHP Miles Mikolas and OF Jaff Decker, November 25.



ROBBIE ERLIN

LEFT-HANDED PITCHER

41

ERLIN

BATS/THROWS: R/L
OPENING DAY AGE: 23

BORN: October 8, 1990 in Oakland, CA

RESIDENCE: Santa Cruz, CA

ACQUIRED: From TEX along with RHP Joe Wieland in exchange for RHP Mike Adams: July 31, 2011

CONTRACT STATUS: Signed through 2014

HEIGHT/WEIGHT: 6-0/190
SERVICE TIME: 0.057

CAREER

2013: Made his Major League debut for the Padres, split the season between San Diego and Triple-A Tucson for 31 combined appearances including 29 starts.

- Was 3-3 with a 4.12 ERA (25 ER, 54.2 IP) with 40 strikeouts in 11 games including nine starts during four stints with the Padres in his first taste of the big leagues.
- Finished the season with the Padres by going 2-1 with a 1.97 ERA (7 ER, 32.0 IP) with 24 strikeouts over his final five starts...began his Major League career posting a 1-2 record with a 7.15 ERA (18 ER, 22.2 IP) with 16 strikeouts in six games, including four starts.
- As a starter at the big league level, posted a 3.93 ERA (23 ER, 52.2 IP) with 39 strikeouts in nine starts.
- Called up to the Majors for the first time from Tucson on April 24.
- Made his Major League debut on April 30 at Chicago-NL, allowing two runs in one inning of relief.
- Recorded his first Major League win in his first start on June 1 vs. Toronto, limiting the Blue Jays to two earned runs in 6.1 innings while striking out seven.
- Posted a 2.18 ERA (8 ER, 33.0 IP) with 30 strikeouts in five starts at Petco Park...was 1-3 with a 7.06 ERA (17 ER, 21.2 IP) with 10 strikeouts on the road.
- Posted a 1.73 ERA (5 ER, 26.0 IP) with 21 strikeouts in four starts against the National League West, averaging 6.5 innings per start.
- Struck out a career-high seven batters three times: June 26 vs. Philadelphia, September 20 vs. Los Angeles-NL and June 26 vs. Arizona.
- Picked up his first Major League hit on September 3 vs. San Francisco's Madison Bumgarner.
- Allowed three earned runs or less in eight of his nine starts and two earned runs or less in seven of nine.

QUICK HIT

- Tossed four complete game shutouts his senior season at Scotts Valley (CA) High School, including a 15-strikeout no-hitter.

- First MLB Win: June 1, 2013 vs. Toronto

2012: Spent the majority of the season with Double-A San Antonio, going 3-1 with a 2.92 ERA (17 ER, 52.1 IP) in just 11 starts for the Missions, missing time due to a stint on the disabled list.

- Began the season with San Antonio...recorded 72 strikeouts against just 14 walks in his 11 starts for the Missions...averaged 12.4 strikeouts per 9.0 IP while also posting a 5.14 K/BB ratio.
- Landed on the DL on May 15 with left elbow tendinitis...made three starts for Rookie-Level Peoria on a rehab assignment...reinstated from the DL on August 18.
- Was 2-1 with a 2.67 ERA (10 ER, 33.2 IP) and 45 strikeouts against just 10 walks over his first seven starts for the Missions before landing on the DL...went 1-0 with a 3.38 ERA (7 ER, 18.2 IP) and 27 strikeouts against just four walks over his final four starts of the season for San Antonio after returning from the DL.
- Named the No. 9 prospect in the Padres' organization by *Baseball America* heading into the season.

2011: Acquired at the trade deadline from TEX along with RHP Joe Wieland in exchange for RHP Mike Adams...pitched for Single-A Myrtle Beach and Double-A Frisco in the Rangers organization and Double-A San Antonio for the Padres.

- Entered the season rated as the Rangers No. 4 prospect according to *Baseball America*.
- Posted a 1.38 ERA (4 ER, 26.0 IP) in six starts after joining San Antonio...allowed no runs in three of his starts for the Missions...struck out 31, averaging 10.7 strikeouts per 9.0 IP...walked just four batters, recording a 7.75 K/BB ratio.

2010: Spent the entire season with Single-A Hickory and was named to the South Atlantic League All-Star game.

- His 0.92 WHIP led all full-season minor league pitchers while his 2.12 ERA ranked third.
- Opened the season as a reliever, allowing just one earned run over his first eight appearances (20.1 IP)...joined the starting rotation May 18, retiring all 15 batters he faced in his first start.

2009: Made his professional debut with the AZL Rangers, working 4.0 innings over three relief outings.

- Ranked as the 155th-best prospect prior to the 2009 First-Year Player Draft by *Baseball America*.

PERSONAL

Robert (Robbie) Joseph Erlin...graduate of Scotts Valley (CA) High School, where he went 9-1 with a 0.63 ERA his senior season and was named Sentinel All-County Player of the Year...originally committed to play at Cal Poly-San Luis Obispo...originally signed by Rangers' scout Butch Metzger.



PLAYERS

ROBBIE ERLIN'S CAREER PITCHING RECORD

YR	CLUB	W-L	ERA	G	GS	CG	SHO	SV	IP	H	R	ER	HR	HB	BB	SO	WP	BK	AVG
2009	AZL Rangers (R)	0-0	2.25	3	0	0	0	0	4.0	5	1	1	0	0	1	9	0	0	.294
2010	Hickory (A)	6-3	2.12	28	17	0	0	1	114.2	89	37	27	9	4	17	125	4	0	.213
2011	Myrtle Beach (A)	3-2	2.14	9	9	0	0	0	54.2	25	15	13	7	3	5	62	1	0	.132
	Frisco (AA)	5-2	4.32	11	10	0	0	0	66.2	73	34	32	9	2	7	61	1	2	.282
	San Antonio (AA)	1-0	1.38	6	6	0	0	0	26.0	26	4	4	2	0	4	31	0	0	.265
2012	San Antonio (AA)	3-1	2.92	11	11	0	0	0	52.1	53	21	17	6	3	14	72	1	0	.255
	AZL Padres (R)	0-2	2.16	3	3	0	0	0	8.1	7	7	2	0	0	2	8	1	0	.206
2013	Tucson (AAA)	8-3	5.07	20	20	0	0	0	99.1	125	65	56	11	1	34	84	4	1	.307
	SAN DIEGO	3-3	4.12	11	9	0	0	0	54.2	53	26	25	6	0	15	40	3	0	.255
Major League Totals		3-3	4.12	11	9	0	0	0	54.2	53	26	25	6	0	15	40	3	0	.255
Minor League Totals		26-13	3.21	91	76	0	0	1	426.0	403	184	152	44	13	84	452	12	3	.247

*Led league +Tied for league lead @Rehab assignment

2013 AND CAREER BATTING RECORD

YR	CLUB	AVG	G	AB	R	H	2B	3B	HR	RBI	SH	SF	HP	BB	SO	SB	CS	OBP	SLG
2013	SAN DIEGO	.063	10	16	0	1	0	0	0	1	2	0	0	1	5	0	0	.118	.063
Major League Totals		.063	10	16	0	1	0	0	0	1	2	0	0	1	5	0	0	.118	.063

CAREER FIELDING

POSITION	PCT.	G	PO	A	E	TC	DP
Pitcher	1.000	11	1	5	0	6	0

SINGLE-GAME HIGHS

INNINGS PITCHED.....7.2 IP, September 20, 2013 vs. Los Angeles (NL)
 LOW-HIT COMPLETE GAME.....None
 STRIKEOUTS.....7, three times, last September 26, 2013 vs. Arizona
 MOST HITS ALLOWED8, two times, last September 14, 2013 at Atlanta
 MOST RUNS ALLOWED9, July 7, 2013 at Washington
 MOST WALKS ALLOWED4, July 7, 2013 at Washington
 MOST HOME RUNS ALLOWED.....2, July 7, 2013 at Washington
 CAREER WINNING STREAK.....None
 CAREER 10-STRIKEOUT GAMES.....None
 CAREER HOME RUNS HIT.....None

CAREER TRANSACTIONS

2009.....Signed by the Texas Rangers as a third-round selection in the First-Year Player Draft.
 2011.....Acquired by the San Diego Padres along with RHP Joe Wieland in exchange for RHP Mike Adams, July 31.



REYMOND FUENTES

OUTFIELDER

27

FUENTES

BATS/THROWS: L/L
OPENING DAY AGE: 23

HEIGHT/WEIGHT: 6-0/160
SERVICE TIME: 0.035

BORN: February 12, 1991 in Orlando, FL

RESIDENCE: Manati, PUERTO RICO

ACQUIRED: From BOS along with RHP Casey Kelly, INF Anthony Rizzo and PTBN (INF/OF Eric Patterson) in exchange for INF Adrian Gonzalez: December 6, 2010

CONTRACT STATUS: Signed through 2014

CAREER

2013: Made his Major League debut for the Padres after playing the majority of the season with Double-A San Antonio.

- Selected from Triple-A Tucson on August 26 and made his big league debut that day with a start in center at Arizona, going 0-for-3.
- Collected his first hit with a single on September 1, 2013 at LAD, starting in CF...also stole his first base and scored his first run.
- Played for the World Team in the 2013 SiriusXM Futures Game.
- Against right-handed pitching in the minors, hit .336 (114-for-339)...batted .295 (18-for-61) against left-handers.
- Despite being promoted to Triple-A and the Majors, ranked among Texas League leaders in average (3rd, .316), stolen bases (T3rd, 29) and on-base percentage (4th, .396).
- Named a Texas League post-season All-Star following the season.

QUICK HIT

- Is a younger cousin of New York Yankees OF Carlos Beltran.

- First MLB Hit: September 1, 2013 at Los Angeles (NL), single off of Ronald Belisario

2012: Spent the entire campaign with Double-A San Antonio, playing in 136 games for the Missions.

- Finished the year with 35 stolen bases, the third-most in the Texas League.
- Rated as the fastest baserunner in the Padres organization by *Baseball America* prior to the start of the season.

2011: Spent his first year with the Padres organization at Single-A Lake Elsinore, playing in 124 games and hitting .275 (140-for-510) with 41 stolen bases for the Storm.

- Named an Organization All-Star by MiLB.com after the year... selected to play for the World Team in the 2011 Futures game.
- Finished the year tied for third in the California League in triples (nine) and fourth in stolen bases (41).
- Named the No. 4 prospect in the Padres organization by *Baseball America* entering the season.

2010: Played in 104 games for Single-A Greenville in the Red Sox organization, his first full professional season.

- Recorded 42 stolen bases on the year, the sixth most in the South Atlantic League.

2009: In his first professional campaign, played in 40 games for the Red Sox Rookie-Level Gulf Coast League affiliate...hit .290 (42-for-145) with nine extra-base hits and nine stolen bases.

PERSONAL

Reymond Louis Fuentes...is the younger cousin of New York Yankees outfielder Carlos Beltran...attended Fernando Callego High School in Manati, Puerto Rico...signed by Red Sox scout Edgar Perez.

REYMOND FUENTE'S CAREER BATTING RECORD

YR	CLUB	AVG	G	AB	R	H	2B	3B	HR	RBI	SH	SF	HP	BB	SO	SB	CS	OBP	SLG	E
2009	GCL Red Sox (R)	.290	40	145	16	42	6	2	1	14	2	2	3	7	24	9	5	.331	.379	1
2010	Greenville (A)	.270	104	374	59	101	15	5	5	41	5	2	8	25	87	42	5	.328	.377	4
2011	Lake Elsinore (A)	.275	124	510	84	140	15	9	5	45	9	1	9	44	117	41	14	.342	.369	7
2012	San Antonio (AA)	.218	136	473	53	103	20	4	4	34	7	3	6	52	133	35	9	.301	.302	5
2013	San Antonio (AA)	.316	93	345	56	109	21	2	6	35	9	2	6	41	71	29	10	.396	.441	7
	Tucson (AAA)	.418	14	55	17	23	4	0	0	8	1	0	1	10	10	6	1	.515	.491	0
	SAN DIEGO	.152	23	33	4	5	0	0	0	1	0	0	0	3	16	3	0	.222	.152	1
	Major League Totals	.152	23	33	4	5	0	0	0	1	0	0	0	3	16	3	0	.222	.152	1
	Minor League Totals	.272	511	1902	285	518	81	22	21	177	33	10	33	179	442	162	44	.344	.371	24

CAREER FIELDING

POSITION	PCT.	G	PO	A	E	TC	DP
Outfield	.958	17	23	0	1	24	0

SINGLE-GAME HIGHS

HITTING STREAK.....None
HITS.....1, five times, last September 28, 2013 at San Francisco
DOUBLES.....None
RBI.....1, September 28, 2013 at San Francisco
RUNS SCORED.....1, four times, last September 28, 2013 at San Francisco
WALKS.....1, three times, last September 28, 2013 at San Francisco
STRIKEOUTS.....2, four times, last September 19, 2013 at Pittsburgh

CAREER TRANSACTIONS

2009.....Signed by the Boston Red Sox as a first-round selection (28th overall) of the First-Year Player Draft.

2010.....Acquired by the San Diego Padres along with RHP Casey Kelly, INF Anthony Rizzo and PTBN (INF/OF Eric Patterson) in exchange for INF Adrian Gonzalez, December 10.



PLAYERS



ROCKY GALE

CATCHER

83

BATS/THROWS: R/R
OPENING DAY AGE: 26
BORN: February 22, 1988 in Portland, OR
RESIDENCE: Portland, OR
ACQUIRED: Signed as a 24th-round selection in the 2010 First-Year Player Draft
CONTRACT STATUS: Signed through 2014

HEIGHT/WEIGHT: 6-1/180
SERVICE TIME: 0.000

NON-ROSTER INVITEE

CAREER

2013: Spent the majority of the season with Double-A San Antonio, playing in 70 games total between the Missions and Triple-A Tucson in 2013.

- Played 62 of his 70 games in 2013 with the Missions...hit .278 (10-for-36) against left-handed pitching for San Antonio.
- Made 56 starts behind the plate for San Antonio...tossed out 21 of 60 (35%) attempted base stealers.

2012: Split time between Single-A Lake Elsinore, Double-A San Antonio and Triple-A Tucson, playing the majority of his games with Tucson.

- Made 36 starts behind the plate for Tucson, 13 for Lake Elsinore and one for San Antonio.
- Tossed out 17 of 47 (36%) attempted base stealers overall on the season.

2011: In his second professional season, began the year with Single-A Fort Wayne before also playing for Single-A Lake Elsinore, Double-A San Antonio and Triple-A Tucson.

- Spent the majority of his season with Fort Wayne and Lake Elsinore, playing in 26 games for the TinCaps and 27 for the Storm.
- Tossed out 17 of 48 (35%) attempted base stealers overall on the season.

2010: Made his professional debut with Single-A Eugene, hitting .292 (47-for-161) over 43 games for the Emeralds.

- Made 35 starts behind the plate, tossing out 26 of 62 (42%) of attempted base stealers.

PERSONAL

Rocky Michael Gale...attended the University of Portland...named first team All-West Coast Conference as a senior after hitting .347 with two homers and 16 RBI...named first team All-State and first team All-Valley Conference in 2006 at North Salem High School (OR)...signed by Padres' scout Justin Baughman.

ROCKY GALE'S CAREER BATTING RECORD

YR	CLUB	AVG	G	AB	R	H	2B	3B	HR	RBI	SH	SF	HP	BB	SO	SB	CS	OBP	SLG	E
2010	Eugene (A)	.292	43	161	16	47	5	0	0	16	0	0	1	7	29	2	2	.325	.323	2
2011	Fort Wayne (A)	.267	26	90	9	24	3	0	1	13	1	3	1	6	23	0	1	.310	.333	3
	Lake Elsinore (A)	.141	27	71	7	10	1	0	0	10	3	1	2	7	12	0	1	.235	.155	1
	Tucson (AAA)	.250	4	12	1	3	0	1	0	2	0	0	0	0	1	0	0	.250	.417	0
	San Antonio (AA)	.043	7	23	1	1	1	0	0	1	0	0	0	0	3	0	0	.043	.087	1
2012	Lake Elsinore (A)	.180	14	50	3	9	1	0	1	6	1	0	0	1	8	1	0	.196	.260	3
	Tucson (AAA)	.171	41	123	12	21	6	0	0	11	2	0	0	6	22	0	0	.209	.220	2
	San Antonio (AA)	.200	3	5	0	1	0	0	0	0	0	0	0	0	1	0	0	.200	.200	0
2013	San Antonio (AA)	.246	62	207	15	51	5	0	1	22	3	2	2	10	19	0	4	.285	.285	3
	Tucson (AAA)	.200	8	20	1	4	1	0	0	2	0	0	0	0	2	0	0	.200	.250	0
Minor League Totals		.224	235	762	65	171	23	1	3	83	10	6	6	37	120	3	8	.264	.269	15

CAREER TRANSACTIONS

2006.....Selected by the Kansas City Royals in the 49th round of the First-Year Player Draft (did not sign).
 2010.....Signed by the San Diego Padres as a 24th-round selection in the First-Year Player Draft.



JONATHAN GALVEZ

INFILDER

67

GALVEZ

BATS/THROWS: R/R **HEIGHT/WEIGHT:** 6-2/200
OPENING DAY AGE: 23 **SERVICE TIME:** 0.000
BORN: January 18, 1991 in Santo Domingo, DOMINICAN REPUBLIC
RESIDENCE: Santo Domingo, DOMINICAN REPUBLIC
ACQUIRED: Signed as a non-drafted free agent: July 7, 2007
CONTRACT STATUS: Signed through 2014

NON-ROSTER INVITEE

CAREER

2013: Spent the majority of the season with Triple-A Tucson, his first campaign at the Triple-A level.

- Finished the season strong by hitting .351 (20-for-57) in 15 games during the month of August.
- Missed time while on the disabled list with a right thumb injury...played in one game on a rehab assignment with the organization's Rookie-Level affiliate in Peoria.
- Finished tied for ninth in the Pacific Coast League with 22 stolen bases.

2012: Spent the entire campaign with Double-A San Antonio, hitting .292 (91-for-312) over 82 games for the Missions, missing time due to a couple stints on the disabled list.

- Began the season on the seven-day DL with San Antonio with a left ankle sprain.
- Reinstated from the DL on May 14 and hit .341 (14-for-41) over his first 12 games of the year before landing on the seven-day DL again on May 27 with a right hamstring strain.
- Reinstated from the DL again on June 10 and hit .284 (77-for-271) with 15 doubles, two triples, five home runs, 30 RBI and 40 runs scored in 70 games through the rest of the season.
- Named an Organization All-Star by MiLB.com following the season.

2011: Spent the year at Single-A Lake Elsinore, appearing in 114 games at second base and 11 games at shortstop.

- Set career highs in games played, hits, doubles, triples, home runs, RBI, runs scored and stolen bases.
- Stole 37 bases in 46 attempts, posting an .804 success rate.
- Named a Padres' Organization All-Star by MiLB.com after the season.

2010: Played 103 games at shortstop and six games at second base for Single-A Fort Wayne, seeing his first action above Rookie-Level.

- Played in a career-high 114 games overall, clubbing 10 home runs while stealing 18 bases.

2009: In his first season in the U.S., hit .295 (57-for-193) in 52 games for Rookie-Level Peoria.

2008: Spent his first professional season with the Padres' Dominican Summer League affiliate, hitting .272 (44-for-162) over 54 games played.

PERSONAL

Jonathan Rafael Galvez...signed by Padres' scouts Randy Smith and Felix Francisco.

JONATHAN GALVEZ'S CAREER BATTING RECORD


YR	CLUB	AVG	G	AB	R	H	2B	3B	HR	RBI	SH	SF	HP	BB	SO	SB	CS	OBP	SLG	E
2008	DSL Padres (R)	.272	54	162	31	44	5	1	3	31	0	1	6	47	40	8	1	.449	.370	6
2009	AZL Padres (R)	.295	52	193	45	57	16	3	6	27	0	1	4	30	44	14	6	.399	.503	20
2010	Fort Wayne (A)	.259	114	398	64	103	19	3	10	49	2	2	6	58	121	18	7	.360	.397	43
2011	Lake Elsinore (A)	.291	128	488	84	142	36	5	13	86	1	5	10	41	123	37	9	.355	.465	24
2012	San Antonio (AA)	.292	82	312	47	91	20	2	6	35	1	1	5	31	70	12	3	.364	.426	11
2013	Tucson (AAA)	.278	112	410	66	114	24	1	6	51	2	2	7	34	104	22	7	.342	.385	17
	AZL Padres (R)	.000	1	3	0	0	0	0	0	0	0	0	0	0	1	0	0	.000	.000	0
Minor League Totals		.280	543	1966	337	551	120	15	44	279	6	12	38	241	503	111	33	.368	.424	121

CAREER TRANSACTIONS

2007.....Signed by the San Diego Padres as a non-drafted free agent, July 7.



PLAYERS



ALBERTO GONZÁLEZ

INFIELDER

3

BATS/THROWS: R/R
OPENING DAY AGE: 30
BORN: April 18, 1983 in Marcaibo, VENEZUELA
RESIDENCE: Marcaibo, VENEZUELA
ACQUIRED: Signed as a minor league free agent: December 6, 2013
CONTRACT STATUS: Signed through 2014

HEIGHT/WEIGHT: 5-10/195
SERVICE TIME: 4.156

NON-ROSTER INVITEE

CAREER

2013: Made the Cubs Opening Day roster as a non-roster invitee before being acquired by the New York Yankees...played in 24 games total between the two clubs while also playing at the Triple-A level for both organizations.

- Designated for assignment by the Chicago Cubs on April 19 and outrighted to Triple-A Iowa on April 21.
- Traded to the New York Yankees on May 10 for cash considerations and selected to the Major League club on May 12...designated for assignment by the Yankees on May 17 and outrighted to Triple-A Scranton/Wilkes-Barre on May 20...selected again by the Yankees on June 21 and designated for assignment on July 20 before being outrighted to Scranton/Wilkes-Barre one final time.

2012: Made Texas' Opening Day roster as a non-roster invitee to Spring Training after signing as a minor league free-agent.

- Designated for assignment, August 10, and outrighted to Triple-A Round Rock, August 12.
- Batted .301 (22-for-73) in 21 games for Margarita in the Venezuelan Winter League.

2011: Spent the entire season with San Diego and made 61 starts for the Padres, the second-most in his career behind a career-high 71 starts in 2009 for Washington.

- Acquired by the Padres from the Nationals prior to the start of the season on March 28.
- Hit .311 (14-for-45) with runners in scoring position and two outs, and .278 (22-for-79) with RISP overall on the season.
- Over a 21-game span from July 24 - August 31, he hit .366 (15-for-41) with four doubles and nine RBI.
- Had 32 RBI total on the year, one shy of his career-high 33 in 2009 for WSH...recorded 32 RBI in 102 games in 2011 after five RBI total in 114 games in 2010 for WSH.

2010: Was a member of the Washington Nationals' Opening Day roster for the second consecutive season.

- Played five different positions (all four infield positions and right field) over the course of the season.
- Started 37 games, going 35-for-134 (.261) when starting.
- Replaced injured Ryan Zimmerman at third base over the final 10 games of the season.

2009: Played primarily second base for Washington over the second half of the season, making just one error in 208 totals chances over 55 games.

- Set career highs in runs, hits, doubles, triples, RBI and games played.
- Hit .333 before the All-Star break and .222 in 62 games after the break...hit .397 against left-handed pitching.
- Spent one month with Triple-A Syracuse, hitting .311 with three doubles, one triple and eight RBI in 23 games.

2008: Acquired by Washington from the New York Yankees at the trade deadline...saw time at Triple-A affiliates in Columbus and Scranton/Wilkes-Barre as well as with both the Yankees and Nationals.

- Combined to hit .257 (26-for-101) in the Majors...seven of his 17 hits with the Nationals went for extra bases.
- Made just one error for the Yankees and none with the Nationals.

2007: Split his season between Double-A Trenton, Triple-A Scranton/Wilkes-Barre and the Yankees, seeing his first Major League action.

- Recalled on September 1 and made his big league debut that day for the Yankees as a replacement at shortstop.
- Notched his first RBI on a fielder's choice groundout on September 8 at KC.
- Made his first start and collected his first Major League hit on September 27 at TB...singled off Scott Kazmir.

2006: In his final season in the Diamondbacks organization, split his time between Double-A Tennessee and Triple-A Tucson.

- Played the entire Double-A schedule with Tennessee before earning a late-season promotion to Tucson.
- Led all Southern League shortstops with 128 games played.

2005: Spent his second consecutive season with Single-A South Bend.

- Named the best defensive infielder in the ARI organization by *Baseball America*...posted a .975 fielding percentage at shortstop while also playing errorless ball in six games at second base.
- Earned Midwest League All-Star honors.

QUICK HIT

- **First MLB Hit:** September 27, 2007 at Tampa Bay, single off of Scott Kazmir
- **First MLB Home Run:** September 7, 2008 at Atlanta, solo shot off of Julian Tavarez

PLAYERS

GONZALEZ

2004: Appeared in 100 games for Single-A South Bend.

- Played both shortstop (83 games) and second base (19 games).

2003: Made his professional debut with the Dominican Summer League Diamondbacks, playing in 58 games.

PERSONAL

Alberto Ramon Gonzalez...he and his wife, Elaine, have one daughter, Arianna...makes his home in Maricao, Venezuela...attended Octavio Hernandez High School...signed by Diamondbacks scout Miguel Nava.

ALBERTO GONZALEZ'S CAREER BATTING RECORD

YR	CLUB	AVG	G	AB	R	H	2B	3B	HR	RBI	SH	SF	HP	BB	SO	SB	CS	OBP	SLG	E
2003	DSL D-Backs	.283	58	205	38	58	13	2	1	18	2	2	8	19	10	15	6	.363	.380	7
2004	South Bend (A)	.238	100	319	39	76	15	6	2	25	5	2	11	16	44	9	7	.296	.342	17
2005	South Bend (A)	.318	95	352	60	112	21	7	1	42	5	5	5	20	42	12	5	.359	.426	11
2006	Tennessee (AA)	.290	129	434	67	126	20	3	6	50	13	2	8	37	42	5	1	.356	.392	14
	Tucson (AAA)	.200	4	15	2	3	0	0	0	1	0	0	1	1	1	0	0	.294	.200	0
2007	Scranton (AAA)	.247	106	384	44	95	21	10	1	35	9	3	6	24	49	11	5	.300	.362	10
	Trenton (AA)	.330	28	109	18	36	10	1	0	16	3	2	1	10	14	1	1	.385	.440	3
	NEW YORK (AL)	.071	12	14	3	1	0	0	0	1	0	0	0	1	1	0	1	.133	.071	1
2008	Scranton (AAA)	.250	47	188	23	47	8	0	4	23	2	4	3	16	30	4	2	.313	.356	9
	NEW YORK (AL)	.173	28	52	4	9	2	0	0	1	2	0	0	4	8	0	0	.232	.212	1
	WASHINGTON	.347	17	49	9	17	6	0	1	9	0	0	1	4	6	0	1	.407	.531	0
	Columbus (AAA@)	.303	8	33	2	10	3	0	1	6	0	0	1	0	5	0	0	.324	.485	0
2009	WASHINGTON	.265	105	291	31	77	16	3	1	33	2	6	3	14	27	1	1	.299	.351	10
	Syracuse (AAA)	.311	23	90	5	28	3	1	0	8	1	0	0	1	8	1	0	.319	.367	2
2010	WASHINGTON	.247	114	186	19	46	8	1	0	5	3	1	1	7	30	0	0	.277	.301	5
2011	SAN DIEGO	.215	102	247	18	53	10	2	1	32	1	4	2	13	37	1	2	.256	.283	4
2012	TEXAS	.241	24	54	7	13	2	1	0	4	1	0	0	0	9	0	0	.241	.315	2
	Round Rock (AAA)	.314	14	51	5	16	2	0	2	6	1	0	1	0	11	0	0	.327	.471	2
2013	CHICAGO	.217	11	23	3	5	1	0	1	2	0	1	0	2	6	0	0	.269	.391	0
	Iowa (AAA)	.303	10	33	4	10	1	0	0	3	0	0	0	5	4	0	0	.395	.333	0
	NEW YORK (AL)	.176	13	34	3	6	1	0	0	4	0	0	0	0	6	0	0	.176	.206	1
	Scranton(AAA)	.183	55	191	10	35	4	0	1	12	3	2	1	14	33	0	2	.240	.220	7
Major League Totals		.239	426	950	97	227	46	7	4	91	9	12	7	45	130	2	5	.275	.315	24
Minor League Totals		.271	677	2404	317	652	121	30	19	245	44	22	46	163	293	58	29	.327	.370	82

*Led league +Tied for league lead @Rehab assignment

CAREER FIELDING

POSITION	PCT.	G	PO	A	E	TC	DP
Second Base	.991	153	196	259	4	459	72
Shortstop	.967	138	147	257	14	418	45
Third Base	.958	81	36	102	6	144	10
First Base	1.000	7	32	1	0	33	6
Outfield	---	3	0	0	0	0	0
Pitcher	---	1	0	0	0	0	0
Career Total	.977	362	411	619	24	1054	133

SINGLE-GAME HIGHS

HITTING STREAK.....Six games, twice, last July 8-17, 2009
 HITS4, three times, last June 29, 2010 at Atlanta
 DOUBLES3, September 9, 2009 vs. Philadelphia
 RBI.....3, five times, last July 2, 2013 at Minnesota
 RUNS SCORED3, twice, last May 30, 2012 vs. Seattle
 WALKS2, four times, last July 15, 2011 vs. San Francisco
 STRIKEOUTS.....3, three times, last June 28, 2013 at Baltimore

HOME RUNS

CAREER MULTI-HOME RUN GAMES.....None
 CAREER GRAND SLAMSNone
 CAREER PINCH-HITNone

CAREER TRANSACTIONS

2002.....Signed by the Arizona Diamondbacks as a non-drafted free agent, August 3.
 2007.....Acquired by the New York Yankees from the Arizona Diamondbacks along with RHPs Steven Jackson, Ross Ohlendorf and Luis Vizcaino in exchange for LHP Randy Johnson, January 9.
 2008.....Acquired by the Washington Nationals from the New York Yankees in exchange for RHP Jhonny Nunez, July 31.
 2011.....Acquired by the San Diego Padres from the Washington Nationals in exchange for RHP Erik Davis, March 28.
 Signed by the Texas Rangers as a minor league free agent, December 14.
 2012.....Signed by the Chicago Cubs as a minor league free agent, November 14.
 2013.....Acquired by the New York Yankees from the Chicago Cubs in exchange for cash considerations, May 10.
 Signed by the San Diego Padres as a minor league free agent, December 6.



YASMANI GRANDAL

CATCHER**8****BATS/THROWS:** S/R**OPENING DAY AGE:** 25**BORN:** November 8, 1988 in Havana, CUBA**RESIDENCE:** Peoria, AZ**ACQUIRED:** From CIN along with RHPs Edinson Volquez and Brad Boxberger and INF Yonder Alonso in exchange for RHP Mat Latos: December 17, 2011**CONTRACT STATUS:** Signed through 2014**HEIGHT/WEIGHT:** 6-2/225**SERVICE TIME:** 1.115

CAREER

2013: Played in just 28 games for the Padres in 2013, making 26 starts, all behind the plate.

- Began the season with a 50-game suspension after violating MLB's Joint Drug Prevention and Treatment Program...reinstated from restricted list on May 28, making his season debut with a start that night in Seattle, going 1-for-4 with a run scored.
- Over nine games on a rehabilitation assignment with Triple-A Tucson before being reinstated, hit .306 (11-for-36) with three doubles, two RBI and two runs scored.
- Over 21 games in June, hit .266 (17-for-64) with seven doubles, a home run, nine RBI and 12 runs scored.
- Appeared at first base on May 31 vs. Toronto, in the Padres 4-3 win in 17 innings, his first ever professional appearance at first (had only played catcher in the minors).
- Placed on the 60-day DL on July 7 with a right knee injury, missing the remainder of the season, after sustaining the injury on July 6 at Washington on a collision at home plate...underwent reconstructive surgery on his right ACL (anterior cruciate ligament) in his right knee on August 6.

QUICK HIT

- Teammates with Yonder Alonso, Jason Hagerty and Ryan Jackson on the 2008 Miami Hurricanes that were the No. 1 seed in that year's College World Series.
- Born in Cuba and moved to the United States at the age of 10.
- First MLB Hit: June 30, 2012 at Colorado, solo home run off of Christian Friedrich

2012: Made his Major League debut for the Padres, hitting .297 (57-for-192) with seven doubles, one triple, eight home runs, 36 RBI and 28 runs scored in 60 games played...split the season between SD and Triple-A Tucson.

- Began the season with Tucson...recalled on June 1 and made his Major League debut on June 2 vs. ARI as a defensive replacement at C, going 0-for-1 in his lone plate appearance of that game...optioned back to Tucson the following day on June 3.
- Recalled for a second and final time on June 30, making the start that day at COL...collected his first two Major League hits in the game as home runs from opposite sides of the plate, becoming the first player in Major League history to homer from both sides of the plate in the same game for his first two career hits (ELIAS).
- Also on June 30 at COL, became the second player in Padres history to homer twice in his first Major League start (also, Keith Lockhart on 4/8/94 vs. FLA).
- Collected his third career hit as a home run on July 2 at ARI, becoming just the seventh player since 1900 whose first three hits were home runs (ELIAS).
- Collected his first career pinch-hit two games later on July 4 at ARI, a two-run homer in the eighth inning.
- His home run on July 4 at ARI was his fourth in his first six games with the Padres...became just the fourth player since 1900 to hit four home runs in his first six Major League games and first since Mike Jacobs did so in 2005 for the Mets.
- Hit a bases-clearing triple on July 27 at MIA, the first by a catcher in the Majors in 2012 and first by a Padres catcher since Benito Santiago on July 19, 1989 vs. PIT (ELIAS).
- Started 52 games behind the plate, with the Padres going 31-21 in his starts.
- Placed on the 15-day DL on July 31 with a strained oblique...reinstated from the DL on August 17 after a minor league rehab stint with Single-A Lake Elsinore.
- Named the No. 2 prospect in the Padres' organization by *Baseball America* as well as No. 53 on *Baseball America's* Top-100 Prospects list heading into the season.
- Selected to the World Roster of the 2012 All-Star Futures Game, but did not participate after being called up on June 30.
- Received a 50-game suspension following the season on November 7.

2011: Moved quickly through the minors, appearing for Single-A Bakersfield, Double-A Carolina and Triple-A Louisville over the course of the season.

- Entered the 2011 season ranked as the No. 6 prospect in the Reds organization.
- Combined to hit .305 with 31 doubles, 14 home runs, 68 RBI and 69 runs scored in 105 minor league games.
- Began the season at Bakersfield and was promoted to Carolina on June 23...promoted to Louisville on August 31.
- Spent time on Carolina's DL from August 9-15 with a concussion.

2010: Assigned to the AZL Reds after signing on August 16.

- Played in just eight games during his first professional season.
- Was recalled (not to report) late in the season, earning 16 days of service time.

PERSONAL

Yasmani Grandal (gran-DAHL)...he and his wife, Heather, have one daughter, Alaynah...born in Cuba and moved to the United States at the age of 10...a 2007 graduate of Miami Springs (FL) High School, where he was named the *Miami Herald's* 2007 Class 6A Player of the Year...also named an AFLAC High School All-American and a second team ABCA/Rawlings High School All-American...played at the University of Miami, where he was the ACC Player of the Year and semifinalist for the USA Baseball Golden Spikes Award, the Johnny Bench Award and the Dick Howser Trophy...also named a first-team All-American by the National Collegiate Baseball Writers Association, *Baseball America*, Yahoo! Sports and Louisville Slugger...originally signed by Reds' scouts Tony Arias and Miguel Machado.

YASMANI GRANDAL'S CAREER BATTING RECORD

YR	CLUB	AVG	G	AB	R	H	2B	3B	HR	RBI	SH	SF	HP	BB	SO	SB	CS	OBP	SLG	E
2010	AZL Reds (R)	.286	8	28	4	8	1	0	0	1	0	0	1	4	4	0	1	.394	.321	0
2011	Bakersfield (A)	.296	56	206	47	61	14	0	10	40	0	3	1	41	57	0	0	.410	.510	6
	Carolina (AA)	.301	45	156	20	47	15	0	4	26	0	1	2	13	39	0	1	.360	.474	7
	Louisville (AAA)	.500	4	12	2	6	2	0	0	2	0	0	1	5	1	0	0	.667	.667	0
2012	Tucson (AAA)	.335	56	194	40	65	18	0	6	35	0	2	2	37	35	0	0	.443	.521	5
	SAN DIEGO	.297	60	192	28	57	7	1	8	36	0	2	1	31	39	0	0	.394	.469	5
	L. Elsinore (A)@	.000	2	7	0	0	0	0	0	0	0	0	0	1	3	0	0	.125	.000	0
2013	Tucson (AAA)@	.306	9	36	3	11	3	0	0	2	0	0	0	2	8	0	0	.342	.389	0
	SAN DIEGO	.216	28	88	13	19	8	0	1	9	0	1	1	18	18	0	0	.352	.341	2
Major League Totals		.271	88	280	41	76	15	1	9	45	0	3	2	49	57	0	0	.380	.429	7
Minor League Totals		.310	180	639	116	198	53	0	20	106	0	6	7	103	147	0	2	.408	.487	18

*Led league +Tied for league lead @Rehab assignment

CAREER FIELDING

POSITION	PCT.	G	PO	A	E	TC	DP
Catcher	.989	81	581	49	7	637	3
First Base	1.000	1	4	0	0	4	1
Career Total	.989	81	585	49	7	641	4

SINGLE-GAME HIGHS

HITTING STREAK.....Seven games, September 26 - October 2, 2012
 HITS2, 21 times, last June 28, 2013 at Miami
 DOUBLES1, 15 times, last July 3, 2013 at Boston
 RBI.....3, five times, last June 15, 2013 vs. Arizona
 RUNS SCORED.....2, six times, last June 28, 2013 at Miami
 WALKS.....3, four times, last June 30, 2013 at Miami
 STRIKEOUTS.....3, September 18, 2012 at Arizona

HOME RUNS

CAREER MULTI-HOME RUN GAMES (1)....June 30, 2012 at Colorado (Christian Friedrich and Jeremy Guthrie)
 CAREER GRAND SLAMSNone
 CAREER PINCH-HIT (1).....July 4, 2012 at Arizona (David Hernandez)

CAREER TRANSACTIONS

2007.....Selected by the Boston Red Sox in the 27th round of the First-Year Player Draft (did not sign).
 2010.....Signed by the Cincinnati Reds as a first-round selection (12th overall) in the First-Year Player Draft
 2011.....Acquired by the San Diego Padres along with RHPs Edinson Volquez and Brad Boxberger and INF Yonder Alonso in exchange for RHP Mat Latos, December 17.



JEDD GYORKO

INFIELDER

9

BATS/THROWS: R/R**OPENING DAY AGE:** 25**BORN:** September 23, 1988 in Morgantown, WV**RESIDENCE:** Morgantown, WV**ACQUIRED:** Signed as a second-round selection in the 2010 First-Year Player Draft**CONTRACT STATUS:** Signed through 2014**HEIGHT/WEIGHT:** 5-10/210**SERVICE TIME:** 1.000

CAREER

2013: Made his Major League debut as the Opening Day second baseman and led the club with 23 homers and 63 RBI...named the Favorite New Padre by the Padres.

- Became the 28th rookie in club history to start on Opening Day.
- Played in 125 games total...since it became an official stat in 1920, he became the first rookie second baseman to ever lead his team in RBI...the only other Padre to lead the team in RBI as a rookie was first baseman Nate Colbert who recorded 66 in 1969.
- Led all qualifying Major League rookies with 23 home runs, 49 extra-base hits, 216 total bases, a .301 on-base percentage, a .444 slugging percentage and a .745 OPS while also ranking among rookie leaders in several other offensive categories, including RBI (2nd, 63), doubles (3rd, 26), runs scored (3rd, 62) and hits (5th, 121).
- Became the third rookie second baseman in Major League history to hit 23-or-more home runs in a single season, joining Dan Uggla (27 for Florida in 2006) and Joe Gordon (24 for New York-AL in 1938).
- His 23 home runs were the most in franchise history by a second baseman and were the second-most all-time by a Padres rookie, behind only Nate Colbert's 24 in 1969.
- His 26 doubles were the eighth-most all-time by a Padres rookie and most since Yonder Alonso set the club's rookie-record with 39 doubles in 2012...the 26 doubles were the third-most by a Padres rookie second baseman in a season, behind Josh Barfield (32 in 2006) and Dave Campbell (28 in 1970).
- Posted a .992 fielding pct. at second base (4 errors in 502 total chances) which ranked fourth in baseball and was the best-ever among rookie second sackers while his four errors were the fewest among qualifying rookie second basemen in MLB history (min. 108 games).
- Recorded his first career hit in his big league debut with a double on Opening Day, April 1 at New York-NL off Mets' starter Jonathon Niese.
- Recorded his first career home run on May 1 at Chicago-NL at Wrigley Field off of Chicago's Scott Feldman.
- In 62 games at home, hit .237 (56-for-236) with 12 doubles and 13 of his 23 home runs...his 13 homers were tied with Chase Headley (2012) for the third-most all-time in a single-season at Petco Park behind Will Venable (15 in 2013) and Adrian Gonzalez (14 in 2008).
- Recorded 15 homers and 38 RBI over 62 games in the second-half, both the most by a Padre following the All-Star Break.
- Had a season-long and a career-best eight-game hit streak from May 26 – June 3 (.324, 11-for-34)...also posted two six-game hit streaks and three five-game hit streaks in 2013.
- Hit .303 (30-for-99) with six doubles, six homers, 12 RBI and 20 runs over 26 games in May...ranked among rookie leaders in May in runs (1st, 20), home runs (T1st, 6), hits (2nd, 30), average (3rd, .303), RBI (3rd, 12) and OPS (2nd, .907).
- Collected a career-high four hits on June 7 at Colorado, going 4-for-5 and falling a triple shy of the cycle with a double, homer, two runs and a RBI.
- Missed 30 games due to a right groin strain...placed on the 15-day DL on June 10 and reinstated on July 12 after playing in two rehab games with Single-A Lake Elsinore...also appeared in one game with Double-A San Antonio...was hitting .284 (66-for-232) at the time of landing on the DL on June 10...Padres went just 12-18 (.400) in his absence.
- Batted just .098 (6-for-61) in his first 16 games after returning from the DL.
- Collected eight homers and 17 RBI total over 25 games in the month of August, tied for the second-most homers in the National League in August and tied for most by a Padre (also, Will Venable)...eight homers in August were the most ever hit in a single calendar month by a Padres rookie in team history.
- Over 27 games in September, hit seven home runs and 20 RBI, tied with Carmelo Martinez (20 in June of 1984) for the second-most RBI by a Padres rookie in a single calendar month, behind Benito Santiago's 25 RBI in August of 1987.
- Over 62 games in the second half of the season, hit .226 (55-for-243) with nine doubles, 15 home runs and 38 RBI...his 15 home runs led all rookies in the second half while his 38 RBI were tied for the most after the All-Star Break with Tampa Bay and A.L. Rookie of the Year Wil Myers...his 15 homers in the second half were the most ever by a Padres rookie after the All-Star Break while his 38 RBI ranked fourth-most by a Padres rookie after the break.
- Recorded his first career multi-homer game on August 23 vs. Chicago-NL, collecting a career-high tying four RBI that day (2x, also, September 29 at San Francisco).
- Hit his first career grand slam on the final day of the season, September 29 at San Francisco.

QUICK HIT

- A four-time All-Conference and three-time All-State baseball player at University High School in Morgantown (WV), he was also named first-team All-State in basketball.
- Attended West Virginia University, where his older brother had started at linebacker for the Mountaineers football program.
- First MLB Hit:** April 1, 2013 at New York (NL), double off of Jonathon Niese
- First MLB Home Run:** May 1 at Chicago (NL), solo home run off of Scott Feldman

2012: Spent the majority of the season with Triple-A Tucson, combining to hit .311 (155-for-499) with 30 home runs and 100 RBI in 126 games between Tucson and Double-A San Antonio.

- Began the season with San Antonio and was transferred to Tucson on May 17.
- From the time of his promotion to Tucson on May 17 through the end of the regular season, his 83 RBI led all players at the Triple-A level, while his 24 home runs ranked tied for second-most.
- His 30 homers total on the season ranked tied for sixth-most among all minor league players in 2012.
- Despite playing in just 92 games with Tucson, his 24 home runs ranked tied for fourth-most in the Pacific Coast League while his 83 RBI ranked sixth-most...his .588 slugging percentage ranked third-best in the PCL.
- With Tucson, hit .354 (34-for-96) against left-handed pitchers and .319 (87-for-273) off right-handers.
- Named the No. 7 prospect in the Padres organization by *Baseball America* heading into 2013 as well as No. 98 on *Baseball America's* Top-100 Prospects list, prior to the start of the season.
- Named a Triple-A All-Star by *Baseball America* following the season.

2011: Split the season between Single-A Lake Elsinore (81 games) and Double-A San Antonio (59 games), combining to hit .333 (192-for-576) with 47 doubles, two triples, 25 home runs, 114 RBI and 119 runs scored.

- Named to the California League All-Star team, leading the league in average and OBP while ranking second in SLG.
- Overall on the season, he hit safely in 112 of his 140 games (67 of 81 with LE; 45 of 59 with SA), recording 55 multi-hit games...tallied 36 two-hit games, 14 three-hit games, four four-hit games and one five-hit game.
- Named the No. 7 prospect in the Padres organization by *Baseball America*, following the season.
- Played in the Arizona Fall League following the regular season, hitting .437 (31-for-71) with a .500 OBP and .704 SLG for the Peoria Javelinas.

2010: Split his first professional season between Short-A Eugene and Single-A Fort Wayne.

- Combined to hit .302 (81-for-268) with 17 doubles, seven home runs, 41 RBI and 35 runs scored in 68 games...posted a .372 OBP and .444 SLG between the two teams.

PERSONAL

Jedd Lindon Gyorko (JERK-oh)...married to Karley...played his prep ball at University High School in Morgantown, WV...four-time All-Conference and three-time All-State player...helped lead his team to state championships in 2004 and 2007...also played basketball in high school and was named first-team All-State...played collegiately at West Virginia University, where he was named to the Athletic Director's Academic Honor Roll and was a Big East Academic All-Star...left WVU as the school's all-time leader with a .404 batting average, 73 doubles, 113 extra-base hits and tied for first with 52 career home runs...signed by Padres' scout Andrew Salvo.

JEDD GYORKO'S CAREER BATTING RECORD

YR	CLUB	AVG	G	AB	R	H	2B	3B	HR	RBI	SH	SF	HP	BB	SO	SB	CS	OBP	SLG	E
2010	Eugene (A)	.330	26	106	16	35	6	0	5	18	0	0	0	9	26	1	1	.383	.528	4
	Fort Wayne (A)	.284	42	162	19	46	11	0	2	23	0	0	2	19	31	1	0	.366	.389	5
2011	Lake Elsinore (A)	.365	81	340	78	124	35	2	18	74	0	2	2	38	64	11	3	.429	.638	8
	San Antonio (AA)	.288	59	236	41	68	12	0	7	40	0	2	1	26	50	1	0	.358	.428	5
2012	San Antonio (AA)	.262	34	130	18	34	4	0	6	17	0	0	2	17	27	1	1	.356	.431	5
	Tucson (AAA)	.328	92	369	62	121	24	0	24	83	0	5	0	34	68	4	3	.380	.588	7
2013	SAN DIEGO	.249	125	486	62	121	26	0	23	63	0	2	4	33	123	1	1	.301	.444	6
	San Antonio (AA)@	1.000	1	1	0	1	0	0	0	0	0	0	0	0	0	0	0	1.000	1.000	0
	Lake Elsinore (A)@	.571	2	7	2	4	1	0	0	1	0	0	0	0	1	0	0	.571	.714	0
Major League Totals		.249	125	486	62	121	26	0	23	63	0	2	4	33	123	1	1	.301	.444	6
Minor League Totals		.321	337	1351	236	433	93	2	62	256	0	9	7	143	267	19	8	.386	.530	34

*Led league +Tied for league lead @Rehab assignment

CAREER FIELDING

POSITION	PCT.	G	PO	A	E	TC	DP
Second Base	.992	117	196	302	4	502	54
Third Base	.933	13	1	27	2	30	0
Career Total	.989	124	197	329	6	532	54

SINGLE-GAME HIGHS

HITTING STREAK.....Eight games, May 26 - June 3, 2013
 HITS4, June 7, 2013 at Colorado
 DOUBLES2, May 3, 2013 vs. Arizona
 RBI.....4, twice, last September 29, 2013 at San Francisco
 RUNS SCORED.....3, September 10, 2013 at Philadelphia
 WALKS.....2, seven times, last September 26, 2013 vs. Arizona
 STRIKEOUTS.....4, July 27, 2013 at Arizona

HOME RUNS

CAREER MULTI-HOME RUN GAMES (1)...August 23 vs. Chicago-NL (Edwin Jackson and Blake Parker)
 CAREER GRAND SLAMS (1).....September 29, 2013 at San Francisco (Jake Dunning)
 CAREER PINCH-HITNone

CAREER TRANSACTIONS

2010.....Signed by the San Diego Padres as a second-round selection in the First-Year Player Draft.



PLAYERS



JESSE HAHN

RIGHT-HANDED PITCHER

72

BATS/THROWS: R/R
OPENING DAY AGE: 24

BORN: July 30, 1989 in Norwich, CT
RESIDENCE: Groton, CT

ACQUIRED: From TB along with LHP Alex Torres in exchange for RHPs Matt Andriese, Brad Boxberger and Matt Lollis, INFs Logan Forsythe and Maxx Tissenbaum: January 22, 2014
CONTRACT STATUS: Signed through 2014

HEIGHT/WEIGHT: 6-5/190
SERVICE TIME: 0.000

CAREER

2013: Spent the majority of the season with Single-A Charlotte in the Rays organization, making 20 starts total and going 2-1 with a 2.09 ERA (16 ER, 69.0 IP) with 67 strikeouts against 18 walks.

- Named a Florida State League mid-season All-Star.
- Began the season with Single-A Charlotte and made 19 of his 20 starts for the Stone Crabs, outside of one rehab start for the organization's Rookie-Level Gulf Coast League affiliate.
- Over his 19 starts for Charlotte, allowed a .218 (55-for-252) opponent average...allowed just one home run over his 67.0 innings and 19 starts for the Stone Crabs.

2012: Made his professional debut with Single-A Hudson Valley with 14 starts for the Renegades.

- Named New York-Penn League pitcher of the week for back-to-back weeks ending in August 20 and August 27.

2011: Missed the entire season while recovering from Tommy John surgery on his right elbow.

2010: Signed by the Rays as a sixth-round selection out of Virginia Tech University before undergoing Tommy John surgery on his right elbow.

- Tommy John surgery performed by Dr. James Andrews in August 2010.

PERSONAL

Jesse Allen Hahn...attended Virginia Tech University...graduated from Fitch High School (CT) where he also played basketball for two years and football for one...in 40 innings pitched as a senior, went 5-1 with 65 strikeouts and only six walks, tossing one no-hitter and three one-hitters...set a state record by posting a 0.17 ERA (min. 35 innings pitched)...set five other single-season school records and earned Pitcher of the Year, all-state, all-area and All-Eastern Connecticut Conference honors...helped his team to a state title in 2006 and the ECC title in 2007...signed by Rays' scout Lou Wieben.

JESSE HAHN'S CAREER PITCHING RECORD

YR	CLUB	W-L	ERA	G	GS	CG	SHO	SV	IP	H	R	ER	HR	HB	BB	SO	WP	BK	AVG
2011																			
2012	Hudson Valley (A)	2-2	2.77	14	14	0	0	0	52.0	38	18	16	0	2	15	55	2	0	.199
2013	Charlotte (A)	2-1	2.15	19	19	0	0	0	67.0	55	20	16	1	3	18	63	8	0	.218
	GCL Rays (R)	0-0	0.00	1	1	0	0	0	2.0	4	1	0	0	0	0	4	0	0	.364
	Minor League Totals	4-3	2.38	34	34	0	0	0	121.0	97	39	32	1	5	33	122	10	0	.214

CAREER TRANSACTIONS

2010.....Signed by the Tampa Bay Rays as a sixth-round selection in the First-Year Player Draft.

2014.....Acquired by the San Diego Padres from the Tampa Bay Rays along with LHP Alex Torres in exchange for INFs Logan Forsythe and Maxx Tissenbaum and RHPs Matt Andriese, Brad Boxberger and Matt Lollis, January 22.



CHASE HEADLEY

INFIELDER

7

HEADLEY

BATS/THROWS: S/R

OPENING DAY AGE: 29

BORN: May 9, 1984 in Fountain, CO

RESIDENCE: Franklin, TN

ACQUIRED: Signed as a second-round selection in the 2005 First-Year Player Draft

CONTRACT STATUS: Signed through 2014

HEIGHT/WEIGHT: 6-2/220

SERVICE TIME: 5.123

CAREER

2013: Played in 141 games after beginning the season on the disabled list...collected a career-high 35 doubles.

- Began the season on the 15-day DL with a fractured left thumb sustained in Spring Training...reinstated from the DL on April 17 and made his season debut that day at Los Angeles-NL.
- Over his first 27 games from April 17 – May 17, hit .296 (29-for-98) with eight doubles, four home runs, 13 RBI and 13 runs scored.
- Reached base safely in 22-straight games from July 3-28, hitting .308 (24-for-78) with 12 extra-base hits and 14 runs scored over that span...was the longest such streak by a Padre in 2013 and the second-longest of his career, behind a stretch of 28-straight games from August 20 - September 21, 2012.
- Had a season-best 13-game hit streak from April 26-May 8 (.400, 20-for-50), the second-longest streak by a Padre in 2013 behind Will Venable's 15-game hit streak (August 2-18) and second-longest of his career.
- In the second half, hit .280 (60-for-214) with 18 doubles, one triple, six home runs, 19 RBI and 26 runs scored in 59 games...in the first half, hit .229 (70-for-306) with 17 doubles, one triple, seven homers, 31 RBI and 33 runs scored in 82 games.
- His .829 OPS in the second half was fourth-highest in the Majors among third basemen with at least 200 plate appearances.
- During the month of September, batted .305 (25-for-82) with seven doubles, five home runs, 14 RBI and 11 runs scored in 24 games played...seven doubles were the most by a Padre in September while his five homers and 14 RBI were second-most behind Jedd Gyorko's seven homers and 20 RBI...posted a .997 OPS in the month of September (.424 on-base percentage and a .573 slugging percentage), the seventh-best mark in the NL.
- His 10 doubles in July were tied for second-most by a National Leaguer (also, Hanley Ramirez-LAD), one shy of the Giants' Pablo Sandoval.
- Played 36 games while batting fourth in the order, hitting .290 (38-for-131) with 11 doubles, six home runs, 19 RBI and 18 runs scored with a .397 on-base percentage and a .511 slugging percentage.
- In a series at Atlanta from September 13-15, homered in all three games, the longest such streak of his career and longest by a Padre since Adrian Gonzalez homered in four-straight games in 2010 (April 21-25, 2010)...three homers were the most in a single series by a Padre in 2013...over a 10-game stretch from September 4-15, hit five home runs, including in back-to-back games on September 4-6.
- On April 28 vs. San Francisco, went 3-for-3 with a homer and a pair of doubles...according to ELIAS, only four other Padres had ever gone 3-for-3 or better with all of their hits going for extra-bases: Sixto Lezcano on July 31, 1982 (4-for-4, 2 doubles, 2 homers), Ken Caminiti on July 4, 1998 (3-for-3, 2 doubles and a homer), Ryan Klesko on May 21, 2001 (3-for-3, 2 homers and a triple) and Brian Giles on August 18, 2004 (3-for-3, a double, a triple and a homer).
- Recorded a double in four consecutive games from September 25-28, tied for the longest such streak of his career (2x, also: June 5-8, 2012) and tied for the longest such streak in Padres history (several times).
- Finished the season by hitting .295 (36-for-122) with 11 doubles, five home runs, 15 runs scored, a .403 on-base percentage and a .508 slugging percentage over his final 35 games from August 15 through the end of the season, raising his average on the year from .236 to his final mark of .250.
- With 80 career home runs, is five shy of Johnny Frederick (1929-34) for the most home runs by a player born in the state of Colorado.

QUICK HIT

- A 2002 graduate of Fountain-Fort Carson High School in Colorado, where he played both baseball and basketball. He was an all-conference basketball player as well as valedictorian.
- Just the second player in Padres history to lead the NL in RBI with 115 in 2012 (also, Dave Winfield - 118 RBI in 1979).
- First MLB Hit:** June 17, 2007 at Chicago (NL), single off of Rich Hill
- First MLB Home Run:** June 18, 2008 at New York (AL), off of Kyle Farnsworth

2012: Finished fifth among National League Most Valuable Player voting, earning his first career Rawlings Gold Glove and Louisville Silver Slugger awards and was unanimously named the Padres MVP by the San Diego chapter of the Baseball Writers' Association of America (BBWAA) following the season.

- Set career-highs in several offensive categories, including hits (173), home runs (31), RBI (115), runs scored (95), walks (86), OBP (.376), SLG (.498) and OPS (.875)...played in a career-high tying 161 games (2x, also 2010), hit a career-high tying 31 doubles (2x, also 2009) and stole a career-high tying 17 bases (2x, also 2010).
- Led the NL with 115 RBI, the third-most among all Major League players...just the second Padre in team history to lead the NL in RBI (also, Dave Winfield - 118 RBI in 1979).
- His 115 RBI ranked tied with Joe Carter (1990) for seventh-most in a season all-time by a Padre.
- Garnered a Greatness in Baseball Yearly Award (GIBBY) following the season for Breakout Hitter of the Year.



PLAYERS

- Became just the 10th player in Padres history to win a Gold Glove and just the second to win for third base (Caminiti, 3x)...led all Major League third basemen with 159 starts and 1,397.0 innings played at third base...committed just 10 errors in 424 total chances, the most total chances among all NL third basemen, for a .976 fielding percentage, second-best in the Majors among qualifying third basemen.
- Also became just the 10th player in Padres history to win a Silver Slugger Award, and just the third to win at third base, joining Ken Caminiti (1996) and Gary Sheffield (1992)...became just the eighth NL third baseman ever to win both the Gold Glove and Silver Slugger in the same season...just the fourth Padre to win both in one season, joining Tony Gwynn (1986-87, 89), Benito Santiago (1988, 90) and Caminiti (1996).
- Was named N.L. Player of the Month twice in 2012, for both August and September.
- POM award for August was his first career monthly award...first Padre to receive the award since Tony Gwynn in May of 1997...in 28 games total in August, hit .306 (33-for-108) with 10 home runs and 31 RBI, leading all of MLB in RBI that month and ranking tied for the most home runs...just the second player in Padres history to lead MLB in both HR and RBI in any month each team played 10 games with the only other by Caminiti in August of 1996 (ELIAS).
- Garnered his second-straight POM award in September, becoming just the second Padre in team history to win the award twice in one season with the only other by Ken Caminiti who also won for both August and September in 1996...only other Padre to win multiple monthly awards was Tony Gwynn (five).
- Over 26 games in September, hit .324 (33-for-102) with nine home runs and 30 RBI, the most RBI among all MLB players in September and tied for the most homers among NL players.
- According to ELIAS, his back-to-back months with 30-or-more RBI in August and September made him the only player in Padres history to have two months with 30-or-more RBI in the same season.
- Overall in the second half, hit .308 (89-for-289) with 23 home runs and 73 RBI, leading all MLB in RBI after the All-Star Break...led all NL players in home runs in the second half, ranking second in MLB behind Miguel Cabrera (26).
- His 23 home runs in the second-half of the season were the second-most ever by a Padre after the All-Star Break, trailing only Ken Caminiti who hit 28 home runs in the second half of the 1996 season.
- His 73 RBI after the All-Star Break were also the second-most ever by a Padre in the second half trailing only Caminiti's 81 RBI in the second half of 1996.
- Had 16 games with three-or-more RBI in 2012, the most among all Major League players and most by a Padre since Greg Vaughn had a franchise-record tying 17 such games in 1998 (also, Dave Winfield in 1979)...Ken Caminiti is the only other Padre to have 16 such games, doing so in 1996.
- Finished with the third-most walks among all National Leaguers (86), trailing Dan Uggla (94) and Joey Votto (94).
- Started 159 of the Padres 162 games in 2012, all at 3B...started 141 games batting third.
- Reached base safely (via hit, walk or HBP) in 146 of his 161 games in 2012, setting a new Padres record, passing Tony Gwynn (144 in 1987), according to ELIAS.
- First hit of the year came on April 8 vs. LAD, a grand slam...first Padre to hit a GS for his first hit of a season since Aaron Cunningham also did so on June 15, 2010 vs. TOR...hit his second of the season on September 9 vs. ARI, third of his career.
- Had four multi-homer games in 2012, the first four multi-homer games of his career (April 18 at COL, May 28 at CHI, August 10 at PIT and September 7 vs. ARI)...multi-homer game on August 10 at PIT was his first career game homering from both sides of the plate...four multi-homer games was the most in a season by a Padre since 2001 when Ryan Klesko had five and Phil Nevin had four.
- Homered in three-straight at-bats from August 10-11 at PIT, tying a club record (9x)...the three home runs came on three consecutive pitches.
- Had a season-best 12-game hit streak from June 26 - July 7, batting .298 (14-for-47) over that streak...second-longest hit streak of his career and tied for the longest by a Padre in 2012 (also, Chris Denorfia, June 6-25).
- Named National League Player of the Week for August 6-12, his first career weekly award...hit .333 (8-for-24) with three home runs and 11 RBI that week.
- Had a career-high tying three doubles on April 16 at COL (2x, also 9/21/09 at PIT)...tied for the most ever in a game by a Padre (several times).
- In 81 games at Petco Park, hit .272 (82-for-301) with 13 home runs and 51 RBI, the most RBI by any Padre in a season at Petco...finished tied for the second-most hits (82, also Mark Loretta in 2004) in a season at Petco and finished with the second-most home runs (Adrian Gonzalez - 14 in 2008) at the time.
- Hit his second career walkoff home run on August 21 vs. PIT in the bottom of the 10th (also, April 16, 2010 vs. ARI).
- Collected a career-high six RBI on September 2 at COL, the most RBI by a Padre since Adrian Gonzalez also had six RBI on May 19, 2010 at LAD.
- On July 30 at CIN reached base safely (via hit or walk) five times and did not score a run while the team scored 11 total...first Padre ever to reach base safely five times in a game and not score a run while the club scored 10-or-more (ELIAS).

2011: Played in 113 games, making 102 starts at third base...missed 39 games due to a fractured finger on his left hand.

- Switch-hitter batted .264 (73-for-276) from the left side of the plate and .352 (37-for-105) from the right side of the plate...was a career .240 hitter from the right side prior to the 2011 season.
- Had a career best 16-game hitting streak from May 21 - June 6, hitting .339 (20-for-59) over that stretch...longest hitting streak by a Padre since Adrian Gonzalez had two 17-game streaks in 2006.
- Belted his first grand slam while tallying five RBI on August 5 at PIT.
- Had a season-high four hits in three games, all on the same road trip (June 13-22)...first Padre to have three games with four-or-more hits on a single road trip and first to do so in any six-game span (June 14, 17, 20).
- Placed on the DL due to his injured finger on August 8 (retroactive to August 6) and was reinstated September 19...at the time he was placed on the DL, he led all ML third basemen with a .292 batting average and was tied for third in both walks (51) and doubles (28).

2010: In his second full Major League season, appeared in 161 games, including 156 starts at third base.

- Finished second on the club (behind Adrian Gonzalez) in runs scored, hits, doubles, RBI and walks.
- Set a career high with 17 steals in 22 attempts...tied for second on the team...stole nine bases in his first 31 games without getting caught.

- Hit at a .285 clip (120-for-421) as a left-handed batter and .217 (41-for-189) as a right-handed batter...hit .289 (91-for-315) on the road and .237 (70-for-295) at home...his better averages both against right-handers and away from Petco Park combined for a .322 (74-for-23) average against righties on the road.
- 607 of his 610 at-bats came as a third baseman...went 0-for-3 as a pinch-hitter.
- Hit safely in 26 of his first 31 games, including an eight-game hitting streak to start the season...over the 31-game stretch, hit .325 (40-for-123).
- Made 13 errors on the season, including five in his first 10 games (.966 fielding percentage)...following the first 10 games, committed just eight errors and posted a .978 fielding percentage.
- Ranked among top National League third basemen in games played (1st, 158), innings played (1st, 1407.2), total chances (2nd, 388) and assists (2nd, 293)...had the fourth fewest errors among qualifying third basemen.

2009: In his first full Major League season, appeared in 156 games for the Padres.

- Started in 136 of his 156 games, including 111 in left field and 25 at third base...majority of starts at third came in place of an injured Kevin Kouzmanoff during the second half of the season.
- Ranked among team leaders in games played (2nd), at-bats (2nd), hits (2nd), doubles (T1st), home runs (T3rd), RBI (3rd), runs scored (3rd), batting average (2nd), on-base percentage (2nd) and slugging percentage (3rd).
- Ranked second on the club after the All-Star break with a .293 batting average (76-for-259) and third with a .377 on-base percentage...collected 19 doubles, one triple, four home runs, 31 RBI and 36 runs scored.
- Tallied a career-high five hits September 21 at PIT...finished 5-for-6 with three doubles, one home run, two RBI and two runs scored...11 total bases in the game...also had one four-hit and seven three-hit games in 2009.

2008: Played in all 91 of the Padres games after his recall from Triple-A Portland June 17...prior to the season, named No. 1 on *Baseball America's* Padres Top 10 Prospect list and No. 32 among the Top 100 Prospects in baseball...also tabbed best hitter for average in the SD system.

- Finished among National League rookie leaders in batting average (5th, .269), home runs (T-7th, 9), RBI (T-8th, 38), multi-hit games (7th, 22), runs (9th, 34), hits (T-7th, 89), total bases (6th, 139), doubles (4th, 19), stolen bases (T-10th, 4), walks (T-7th, 30), on-base percentage (8th, .337), slugging percentage (5th, .420), extra-base hits (T-5th, 30) and outfield assists (T-6th, 2)...10-game hit streak tied for third-longest stretch among NL rookies.
- Played 82 games in left field and seven at third base...posted a .969 fielding percentage in left, committing five errors in 163 total chances with two assists in 713.0 innings...one error in 13 total chances in 55.0 frames at third base.
- Collected first Major League home run and RBI June 18 at Yankee Stadium.
- Recorded four hits on September 19 at WSH, driving in game-winning run in 14th inning.
- Chosen as the "Best Batting Prospect" in the Pacific Coast League for the 2008 season in *Baseball America's* annual "Best Tools" survey featured in the publication's August 25 - September 7 issue.
- Began the season with Portland, hitting .305 (79-for-259) in 65 games before his call-up...played 56 games in left field and eight at third base.
- In 30 May games, batted .357 (45-for-126) with 10 doubles, seven long balls and 19 RBI, slugging .619 during the month...45 hits in May marked the most for a Portland batter in one month since the team returned to the Pacific Coast League in 2001.

2007: Made his Major League debut in June but spent most of the season with Double-A San Antonio...unanimously named Texas League Player of the Year after leading the league with a .330 average (143-for-433) in 121 games with the Missions...before the season, tabbed as the Padres No. 6 prospect by *Baseball America*.

- Played in eight games overall between two stints with the Padres.
- Contract purchased by SD on June 15 and made Major League debut that day as the starting third baseman in Chicago against the Cubs.
- Went 3-for-17 (.176) with a double and a run in seven games during his first stint with the club from June 15-27.
- Notched a pinch-hit single in the 13th inning of the Padres Wild Card tiebreaker at COL on October 1 after he was recalled September 25 for his second stint with the big league club.
- With San Antonio, also led all Texas League hitters with a .437 on-base percentage and .580 slugging percentage...finished among league leaders in hits (T-4th, 143), doubles (3rd, 38), extra-base hits (3rd, 63), homers (T-4th, 20), RBI (T-4th, 78) and runs scored (5th, 82).
- Named a Texas League mid- and post-season All-Star, *Baseball America* Double-A All-Star and received the Texas League's Topps Player of the Year award.
- Finished third in the Padres system in batting...named the organization's Minor League Player of the Month in April, batting .360 (31-for-86) with eight doubles, five home runs, 17 RBI and 17 runs scored in 24 games during the month...also earned the honor in June after hitting at a .408 clip (20-for-49) with five doubles, six home runs, 11 RBI and 13 runs scored in 14 tilts.
- Helped lead San Antonio to a Texas League title...knocked two home runs in the playoffs while batting .269 (7-for-26) with four RBI and six walks over seven contests.

2006: Earned California League mid- and post-season All-Star honors after batting .291 (141-for-484) in 129 games for Single-A Lake Elsinore...named the Padres No. 5 prospect and player with the best strike-zone discipline by *Baseball America* entering the season.

- Ranked fourth among Cal League leaders in walks (74) while pacing all third basemen in games played (127).
- Finished 10th in the organization in batting average and led the Storm in hits...compiled 38 multiple-hit games.
- Hit .347 (33-for-95) during the month of July and continued his hot hitting in August, going 21-for-57 (.368) with 15 RBI during a season-best 13-game hitting streak August 18-30.
- Played for the Peoria Saguaros in the Arizona Fall League following the regular season...batted .257 (26-for-101) with six doubles, three homers and 12 RBI in 28 games.



PLAYERS

2005: Spent most of his debut season with Short-A Eugene...promoted to Single-A Fort Wayne August 31 and concluded season playing in four games with the Wizards.

- Led the Emeralds in hits (59), doubles (14), total bases (97), RBI (33) and walks (34).
- Started and finished his stint in Eugene on a season-high seven-game hitting streaks, July 1-7 (.419; 13-for-31) and 8/24-30 (.357; 10-for-28).
- Finished the month of July with 22 RBI in 29 games.

PERSONAL

Chase Jordan Headley...he and his wife Casey have a son, Colt...2002 graduate of Fountain-Fort Carson High School in Colorado where he played varsity baseball and basketball all four years...was valedictorian and an all-conference basketball player...began his college career at University of the Pacific in 2003 where he led his team in hits and the Big West Conference in walks before transferring to the University of Tennessee...garnered All-America, All-SEC and Academic All-America honors with Tennessee and helped lead the Vols to the 2005 College World Series...signed by Padres' scout Billy Merkel.

CHASE HEADLEY'S CAREER BATTING RECORD

YR	CLUB	AVG	G	AB	R	H	2B	3B	HR	RBI	SH	SF	HP	BB	SO	SB	CS	OBP	SLG	E
2005	Eugene (A)	.268	57	220	29	59	14	3	6	33	0	1	4	34	48	1	1	.375	.441	11
	Fort Wayne (A)	.200	4	15	2	3	0	0	0	1	0	0	0	1	4	0	0	.250	.200	2
2006	Lake Elsinore (A)	.291	129	484	79	141	33	0	12	73	5	3	5	74	96	4	5	.389	.434	18
2007	San Antonio (AA)	.330*	121	433	82	143	38	5	20	78	0	4	11	74	114	1	0	.437*	.580*	11
	SAN DIEGO	.222	8	18	1	4	1	0	0	0	0	0	1	2	4	0	0	.333	.278	1
2008	Portland (AAA)	.305	65	259	49	79	24	1	13	40	0	2	3	31	65	0	0	.383	.556	3
	SAN DIEGO	.269	91	331	34	89	19	2	9	38	0	2	5	30	104	4	1	.337	.420	6
2009	SAN DIEGO	.262	156	543	62	142	31	2	12	64	0	2	5	62	133	10	2	.342	.392	8
2010	SAN DIEGO	.264	161	610	77	161	29	3	11	58	1	4	3	56	139	17	5	.327	.375	13
2011	SAN DIEGO	.289	113	381	43	110	28	1	4	44	1	3	2	52	92	13	2	.374	.399	11
2012	SAN DIEGO	.286	161	604	95	173	31	2	31	115*	0	5	4	86	157	17	6	.376	.498	10
2013	L. Elsinore (A)@	.250	4	12	0	3	1	0	0	0	0	0	0	0	2	0	0	.250	.333	0
	SAN DIEGO	.250	141	520	59	130	35	2	13	50	0	2	11	67	142	8	4	.347	.400	11
Major League Totals		.269	831	3007	371	809	174	12	80	369	2	18	31	355	771	69	20	.350	.415	60
Minor League Totals		.301	380	1423	241	428	110	9	51	225	5	10	23	214	329	6	6	.398	.498	45

*Led league +Tied for league lead @Rehab assignment

CAREER FIELDING

POSITION	PCT.	G	PO	A	E	TC	DP
Third Base	.965	604	375	1076	52	1503	77
Outfield	.979	196	371	7	8	386	2
First Base	1.000	2	1	0	0	1	0
Career Totals	.968	799	747	1084	60	1891	79

SINGLE-GAME HIGHS

HITTING STREAK.....16 games, May 21 - June 6, 2011
 HITS5, September 21, 2009 at Pittsburgh
 DOUBLES3, twice, last April 16, 2012 at Colorado
 RBI.....6, September 2, 2012 at Colorado
 RUNS SCORED.....4, twice, last July 16, 2010 vs. Arizona
 WALKS4, twice, last July 30, 2012 at Cincinnati
 STRIKEOUTS.....5, June 7, 2009 vs. Arizona
 STOLEN BASES3, April 20, 2010 vs. San Francisco

HOME RUNS

CAREER MULTI-HOME RUN GAMES (4)...April 18, 2012 at Colorado (Juan Nicasio)
 May 28, 2012 at Chicago-NL (Travis Wood and Dallas Keuchel)
 August 10, 2012 at Pittsburgh (James McDonald and Tony Watson)
 September 7, 2012 vs. Arizona (Tyler Skaggs and David Hernandez)
 CAREER GRAND SLAMS (3).....August 5, 2011 at Pittsburgh (Jeff Karstens)
 April 8, 2012 vs. Los Angeles-NL (Scott Elbert)
 September 9, 2012 vs. Arizona (Takashi Saito)
 CAREER PINCH-HIT (2).....July 18, 2009 vs. Colorado (Joel Peralta)
 August 31, 2009 vs. Washington (Livan Hernandez)
 CAREER WALK-OFF (2).....April 16, 210 vs. Arizona (J.C. Gutierrez)
 August 21, 2012 vs. Pittsburgh (Daniel McCutchen)

CAREER TRANSACTIONS

2005.....Signed by the San Diego Padres as a second-round selection in the First-Year Player Draft.



AUSTIN HEDGES

CATCHER

70

HEDGES

BATS/THROWS: R/R
OPENING DAY AGE: 21

BORN: August 18, 1992 in San Juan Capistrano, CA
RESIDENCE: Tustin, CA

ACQUIRED: Signed as a second-round selection in the 2011 First-Year Player Draft
CONTRACT STATUS: Signed through 2014

HEIGHT/WEIGHT: 6-1/190
SERVICE TIME: 0.000

NON-ROSTER INVITEE

CAREER

2013: Split his season between Single-A Lake Elsinore and Double-A San Antonio, spending a majority of the year with the Storm.

- Began the season with Lake Elsinore, playing in 66 games with the Storm before being promoted to San Antonio on August 1.
- Selected to the roster of the US Team in the SiriusXM All-Star Futures Game.
- Ranked second on the Storm with 22 doubles.
- Won the 2013 Captain's Catcher's Award, honoring the most outstanding catcher in the minors.
- Played for Peoria in the Arizona Fall League following the season and was a Fall Stars Game selection.
- Enters 2014 as the No. 24 prospect in baseball according to MLB.com.

QUICK HIT

- Signed a letter of intent to play at UCLA before signing with the Padres, after being selected out of Junipero Serra High School in the 2011 Draft.
- Rated as the second-best catching prospect in the 2011 Draft class by *Baseball America*.

2012: Spent his first full professional season with Single-A Fort Wayne, hitting .279 (94-for-337) with 28 doubles, 10 home runs and 56 RBI in 96 games for the TinCaps.

- Honored as a Midwest League mid-season and post-season All-Star.
- Hit .286 (8-for-28) over his first nine games before landing on the seven-day DL on April 18.
- Reinstated from the DL on April 26 and hit .278 (86-for-309) throughout the rest of the season.
- Led all Midwest League catchers in doubles (28) and RBI (56) and ranked fourth in home runs (10).
- Posted a .986 fielding percentage in 94 games at catcher, 93 starts...committed 12 errors in 863 total chances...tossed out 47 of 149 attempted base stealers, 31.5 %.
- Named the No. 7 prospect in the Midwest League by *Baseball America* following the season.
- Named the No. 6 prospect as well as the best defensive catcher in the Padres organization by *Baseball America* prior to the start of the season.

2011: In his first professional season played in just nine games between Rookie-Level Peoria and Short-Season Eugene after signing as a second-round selection in the Draft.

- Saw his first professional action with Peoria in the Arizona Summer League, hitting .313 (5-for-16) with a home run and four RBI in five games.
- Played in just four games with Short-Season Eugene to end the year.
- Named the best defensive catcher in the Padres organization by *Baseball America* following the season.

PERSONAL

Austin Charles Hedges...graduated from Junipero Serra High School (CA)...rated as the second-best catching prospect and 12th-best position player prospect in the 2011 Draft Class by *Baseball America*...signed by Padres' scout Josh Emmerick.

AUSTIN HEDGES' CAREER BATTING RECORD

YR	CLUB	AVG	G	AB	R	H	2B	3B	HR	RBI	SH	SF	HP	BB	SO	SB	CS	OBP	SLG	E
2011	AZL Padres (R)	.313	5	16	3	5	0	0	1	4	0	0	1	5	1	1	0	.500	.500	2
	Eugene (A)	.100	4	10	0	1	1	0	0	0	0	0	0	2	3	0	0	.250	.200	0
2012	Fort Wayne (A)	.279	96	337	44	94	28	0	10	56	2	4	7	23	62	14	9	.334	.451	12
2013	Lake Elsinore (A)	.270	66	233	34	63	22	1	4	30	1	4	6	22	45	5	4	.343	.425	11
	San Antonio (AA)	.224	20	67	4	15	3	0	0	8	1	0	1	6	9	3	1	.297	.269	3
Minor League Totals		.268	191	663	85	178	54	1	15	98	4	8	15	58	120	23	14	.337	.421	28

CAREER TRANSACTIONS

2011.....Signed by the San Diego Padres as a second-round selection in the First-Year Player Draft.



NICK HUNDLEY

CATCHER

4

BATS/THROWS: R/R**OPENING DAY AGE:** 30**BORN:** September 8, 1983 in Corvallis, OR**RESIDENCE:** Henderson, NV**ACQUIRED:** Signed as a second-round selection in the 2005 First-Year Player Draft**CONTRACT STATUS:** Signed through 2014 (club option for 2015)**HEIGHT/WEIGHT:** 6-1/200**SERVICE TIME:** 5.059**CAREER**

2013: Played in a career-high 114 games, setting career-highs in several offensive categories including hits (87), doubles (19), home runs (13), RBI (44) and runs scored (35).

- Started a career-high 102 games behind the plate...tossed out 23.6 % (25-for-106) of attempted base stealers.
- Led the Padres with a career-high nine game-winning RBI...eight of his nine game-winning RBI came while playing catcher, joining Ramon Hernandez in 2005 (also eight) as the only Padres catchers since 1993 to recorded eight-or-more.
- Career-high 13 home runs were the most by a Padres catcher since Mike Piazza had 22 in 2006, the franchise record for homers in a season by a catcher.
- Began the season by hitting .329 (26-for-79) with eight doubles, three homers, 11 RBI and 12 runs over 21 games in April.
- On August 25 vs. Chicago-NL, came into the game as a sub in the eighth and went 2-for-5 with the game-ending RBI-single in the 15th as the Padres won 3-2...was the third walk-off hit of his career.
- On September 8 vs. Colorado, the day of his 30th birthday, came up with a game-winning, pinch-hit three-run double.
- Had a season-best seven-game hit streak April 23-May 2 (.379, 11-for-29), two shy of a career-best nine-game hit streak (twice).
- Homered in back-to-back games twice: July 23-24 and August 13-17.
- Recorded a hit in six-straight at-bats over a stretch from April 10 (4-for-4) and April 11 (2-for-4), two shy of the club recorded...the four hits on April 10 vs. Los Angeles-NL tied his career-high (4x, previous: April 27, 2012 at San Francisco).
- He and his wife, Amy, had their first child, a baby girl, on August 15...was on Paternity List from August 15-17.

QUICK HIT

- Played both baseball and football at Lake Washington High School.
- His father Tim, a longtime collegiate football coach, was inducted into the NAIA Hall of Fame after an All-American football career at Western Oregon University.
- Was part of an MLB group that visited New Zealand in January 2012, providing instruction to youth baseball players.
- **First MLB Hit:** July 4, 2008 at Arizona, single off of Dan Haren
- **First MLB Home Run:** July 26, 2008 at Pittsburgh, solo shot off of Franquelis Osoria

2012: Played in just 58 games for San Diego, the lowest amount since his rookie campaign in 2008.

- Began the season with the Padres, hitting .166 (32-for-193) over his first 53 games before being optioned to Triple-A Tucson on June 30.
- After beginning the season hitless in his first seven games from April 5-14, hit .395 (15-for-38) over his next 10 games from April 15-27.
- In 13 games for Tucson, hit .190 (13-for-42), missing time due to a stint on the seven-day DL due to a strained hamstring.
- Recalled from Tucson on August 9 and went hitless in 11 at-bats before being placed on the 15-Day DL with a bruised right knee on August 17, missing the remainder of the season...transferred to 60-Day DL on August 27.
- Tripled, homered and knocked in a career-high four RBI on April 22 vs. PHI.
- Tossed out 19 of 73 attempted base stealers (26.0 %).
- Started the season with an 0-for-21 streak...was the third-longest hitless streak ever to start a season by a Padres non-pitcher, and longest since Ozzie Smith's club-record 0-for-32 stretch to begin the 1979 season...the hitless streak was tied for the longest of his career, also going 0-for-21 in 2009 (June 17 - August 20, 2009).
- Agreed to terms on a contract through 2014 with a club option for 2015 on March 20 prior to the start of the season.

2011: Set then career highs in nearly every offensive category, including runs, hits, triples, home runs, batting average, on-base percentage and slugging percentage.

- Started a 73 games behind the plate, marking his third consecutive season with 70-for-more starts at catcher.
- Hit at a .307 clip (42-for-137) at home while hitting .271 (39-for-144) on the road...average at home was the fourth-highest all-time at Petco Park (min. 100 PA).
- Made two trips to the DL...first placed on the DL May 6 with a strained right oblique and reinstated June 8...placed on the DL again on July 8 with a strained right elbow and was reinstated August 12...underwent arthroscopic surgery on his right elbow on July 8.
- Fell a triple shy of the cycle on two occasions during a nine-game span from 8/12-21, despite also hitting four triples during that stretch...five triples on the season tied Benito Santiago (1990) for most in one season by a Padres catcher.
- Named the NL's Co-Player of the Week for August 15-21 after hitting .500 (12-for-24) with three doubles, four triples, one home run, four RBI and eight runs scored over seven games.

2010: In his second full Major League season, started 73 games behind the plate.

- Posted a 3.70 catchers ERA, ranking sixth in the National League (SD's Y. Torrealba led the Majors).
- Combined with Yorvit Torrealba to tie for the fourth fewest stolen bases allowed by NL teams (79)...fewest stolen bases allowed by Padres catchers since the 2004 club allowed 69.
- Hit .310 (26-for-84) with RISP and .355 (11-for-31) with RISP and two outs.
- Posted a .292 average (40-for-137) at home compared to a .206 (28-for-136) mark away from Petco Park...hit safely in 27 of 44 home games with at least one at-bat, posting a .351 on-base percentage and .526 slugging percentage.
- Batting average reached a season-high .308 (33-for-107) on June 4...hit safely in 20 of his first 32 games with an at-bat.

2009: Played in a 78 games in his second season at the Major League level.

- Started a team-high 71 games behind the plate in 2009.
- Recorded a 4.33 catchers ERA in 643.1 innings behind the plate...seven passed balls...tossed out 10 of 66 attempted base stealers (15.2%).
- Hit on his left wrist on June 9...played in two games following the injury before being placed on the disabled list June 19 (retroactive to June 18) with a left wrist contusion...played in five games for Triple-A Portland as part of a rehab assignment before being reinstated August 12.
- Tallied a career-high four hits April 12 vs. SF...homer shy of the cycle, going 4-for-4 with a double, triple, RBI and a run.
- Hit a walk-off home run in the 16th inning May 16 vs. CIN...also homered in first at-bat May 19 vs. SF for homers in consecutive at-bats.
- Appeared in 21 games in September, hitting .323 (20-for-62) with six doubles, three home runs, 12 RBI and seven runs scored...posted a .386 on-base percentage and .565 slugging percentage.

2008: Rookie catcher played in 60 games for San Diego after his contract was purchased from Triple-A Portland July 3...hit .237 (47-for-198) with seven doubles, one triple, five home runs, 24 RBI, 21 runs scored and 11 walks.

- Played 59 games at catcher including 55 starts...threw out 14 of 56 base runners attempting to steal, posting a team-best 25.0 caught-stealing percentage.
- Went 16-for-46 (.348) when leading off an inning.
- Major League debut on July 4 at ARI, collecting first hit, walk and run in the Padres' 5-1 win.
- First Major League home run came on July 26 at PIT off Franquelis Osoria.
- Caught two runners stealing on three occasions: August 1 vs. SF, August 8 at COL and September 19 at WSH.
- Hit safely in 13 of his last 15 games of the season from September 9-28...closed out the season with a career-high, nine-game hit streak, batting .294 (10-for-34) during that stretch.
- Began the season at Triple-A Portland, hitting .232 (52-for-224) with 13 doubles, 12 home runs, 39 RBI and 33 runs scored in 58 games...behind the plate in 57 of 58 contests, threw out 23 base runners in 60 stolen base attempts (38.3 percent).

2007: Spent the entire year at Double-A San Antonio, his first action at the Double-A level...named the Padres No. 8 prospect by Baseball America entering the season.

- Caught 94 games for the Texas League-champion Missions...threw out 36.3 percent of would-be base stealers (29 of 80), third-best among Texas League backstops.
- Finished fourth in the Texas League in home runs and fifth in slugging percentage.

2006: Split the season between Single-A Fort Wayne and Lake Elsinore, batting .276 (108-for-391) with 32 doubles, 11 home runs and 67 RBI in 104 games...named the Padres No. 9 prospect and best defensive catcher by Baseball America entering the season.

- Threw out 48 of 132 (36.4 percent) would-be base stealers between both stops.
- Hit .406 (28-for-69) with eight homers and 22 RBI during a season-high 18-game hitting streak May 28 - July 1.
- Named the Midwest League Batter of the Week for June 12-18...homered in five straight games (6 HR total), June 10-17.

2005: Began his professional career with Short-A Eugene...hit .245 (45-for-184) with nine doubles, one triple, seven home runs and 27 RBI in 53 games with Eugene and Single-A Fort Wayne.

- Threw out 20 of 54 would-be base stealers (37.0 percent) with Eugene.

PERSONAL

Nicholas John Hundley...he and his wife, Amy, have one daughter, Allyson Lucille...graduated from Lake Washington High School (WA)...played baseball at the University of Arizona...his father Tim, a longtime collegiate football coach, was inducted into the NAIA Hall of Fame after an All-American football career at Western Oregon University...signed by Padres' scout Dave Lottsfeldt.



PLAYERS

NICK HUNDLEY'S CAREER BATTING RECORD

YR	CLUB	AVG	G	AB	R	H	2B	3B	HR	RBI	SH	SF	HP	BB	SO	SB	CS	OBP	SLG	E
2005	Eugene (A)	.250	43	148	30	37	7	1	7	22	0	1	2	33	35	1	0	.391	.453	7
	Fort Wayne (A)	.222	10	36	2	8	2	0	0	5	0	1	1	4	9	0	0	.310	.278	2
2006	Fort Wayne (A)	.274	57	215	29	59	19	0	8	44	0	4	4	25	45	1	1	.355	.474	5
	Lake Elsinore (A)	.278	47	176	18	49	13	0	3	23	1	1	2	20	44	1	1	.357	.403	9
2007	San Antonio (AA)	.247	101	373	55	92	23	1	20	72	2	3	2	42	74	0	2	.324	.475	9
2008	Portland (AAA)	.232	58	224	33	52	13	0	12	39	1	1	0	17	44	0	0	.285	.451	5
	SAN DIEGO	.237	60	198	21	47	7	1	5	24	0	5	2	11	52	0	0	.278	.359	4
2009	Portland (AAA)@	.250	5	16	2	4	1	0	1	2	0	0	0	2	4	0	0	.333	.500	0
	SAN DIEGO	.238	78	256	23	61	15	2	8	30	1	3	1	28	76	5	1	.313	.406	6
2010	SAN DIEGO	.249	85	273	33	68	18	2	8	43	2	6	1	25	66	0	5	.308	.418	4
2011	S. Antonio (AA)@	.174	7	23	1	4	0	0	0	1	0	0	0	6	10	0	0	.345	.174	1
	Tucson (AAA)@	.273	4	11	3	3	2	0	1	5	0	0	0	2	2	0	0	.385	.727	0
	SAN DIEGO	.288	82	281	34	81	16	5	9	29	0	1	4	22	74	1	1	.347	.477	6
2012	Tucson (AAA)	.190	13	42	4	8	1	1	0	7	0	1	0	4	9	0	1	.255	.262	3
	SAN DIEGO	.157	58	204	14	32	7	1	3	22	1	3	2	15	56	0	3	.219	.245	4
2013	SAN DIEGO	.233	114	373	35	87	19	0	13	44	1	3	5	26	98	1	0	.290	.389	10
Major League Totals		.237	477	1585	160	376	82	11	46	192	5	21	15	127	422	7	10	.296	.390	34
Minor League Totals		.250	345	1264	177	316	81	3	52	220	4	12	11	155	276	3	5	.334	.442	41

*Led league +Tied for league lead @Rehab assignment

CAREER FIELDING

POSITION	PCT.	G	PO	A	E	TC	DP
Catcher	.990	453	3169	266	34	3469	36
Outfield	1.000	1	1	0	0	1	0
Career Totals	.990	453	3170	266	34	3470	36

SINGLE-GAME HIGHS

HITTING STREAK.....9 games, twice, last August 20 - September 1, 2009
 HITS4, four times, last April 10, 2013 at Los Angeles (NL)
 DOUBLES3, August 31, 2010 at Arizona
 RBI.....4, April 22, 2012 vs. Philadelphia
 RUNS SCORED.....3, twice, last August 20, 2011 vs. Florida
 WALKS.....2, 20 times, last August 4, 2013 vs. New York (AL)
 STRIKEOUTS.....4, June 17, 2011 at Minnesota

HOME RUNS

CAREER MULTI-HOME RUN GAMESNone
 CAREER GRAND SLAMSNone
 CAREER PINCH-HIT (1)September 3, 2010 vs. Colorado (Sam Deduno)
 CAREER WALK-OFF (1)May 16, 2009 vs. Cincinnati (Micah Owings)

CAREER TRANSACTIONS

2002.....Selected by the Florida Marlins in the fifth round of the First-Year Player Draft (did not sign).
 2005.....Signed by the San Diego Padres as a second-round selection in the First-Year Player Draft.



RYAN JACKSON

INFIELDER

15

JACKSON

BATS/THROWS: R/R

OPENING DAY AGE: 25

BORN: May 10, 1988 in Miami, FL

RESIDENCE: Miami Springs, FL

ACQUIRED: From HOU in exchange for INF/OF Jesus Guzman: December 18

CONTRACT STATUS: Signed through 2014

HEIGHT/WEIGHT: 6-3/180

SERVICE TIME: 0.091

CAREER

2013: Spent the majority of the season with Triple-A Memphis after making his first career Opening Day roster for the Cardinals, playing in seven games total for St. Louis.

- Optioned to Memphis on April 8 after playing in two games for the Cardinals.
- Recalled from Memphis for a second stint on September 3.
- Acquired off waivers by the Houston Astros on November 20 before later being acquired by the Padres from the Astros in exchange for INF/OF Jesus Guzman on December 18.

2012: Played the majority of the year with Triple-A Memphis, also making his Major League debut for St. Louis.

- Selected from Memphis on August 10 for his first big league stint and made his Major Leagued debut the next day on August 11 at Philadelphia with a start at second base.
- Collected his first career hit on August 23 vs. HOU, a pinch-hit single off of Dallas Keuchel.
- Optioned back to Memphis on August 28 before being recalled for a second and final stint on September 4.

2011: Spent the entire season with Double-A Springfield, playing in a career-high 135 games and setting career-highs in nearly every offensive category.

- Named a Texas League mid-season and post-season All-Star.
- Also named Texas League Player of the Week for the week of July 25-31.
- Led all Texas League shortstops with 80 double plays and tied for third among all Double-A shortstops overall... also led all Double-A shortstops with 395 assists.
- Tied with teammate Charlie Cutler for the longest hitting streak in the Texas League at 17 games (June 26 - July 16) batting .293 (22-for-75) over that streak with a home run and 12 RBI.
- Named Best Defensive Infielder in the Cardinals system by *Baseball America*.

2010: Split the season between Single-A Quad Cities and Single-A Palm Beach.

- Ranked sixth among Cardinals minor leaguers in both hits (125) and walks (59).

2009: Made his professional debut with Single-A Batavia, playing in 67 games total for the Muckdogs.

- Led all shortstops in the New York-Penn League with a .958 fielding percentage, putouts (93), assists (184) and double plays (33).

QUICK HIT

- Teammates with Yonder Alonso, Yasmani Grandal and Jason Haggerty on the 2008 Miami Hurricanes that were the No. 1 seed in that year's College World Series.
- **First MLB Hit:** August 23, 2012 vs. Houston, single off of Dallas Keuchel

PERSONAL

Ryan Christopher Jackson...graduated from Florida Christian High School (FL) and attended Gulliver Prep and Westminster Christian High School...played college baseball at the University of Miami (FL)...was 2009 first team all-Atlantic Coast Conference selection and named the 2008 Coral Gables Regional Most Outstanding Player...was a member of the 2008 Team USA Baseball National team...was an AFLAC All-American in high school.



PLAYERS

RYAN JACKSON'S CAREER BATTING RECORD

YR	CLUB	AVG	G	AB	R	H	2B	3B	HR	RBI	SH	SF	HP	BB	SO	SB	CS	OBP	SLG	E
2009	Batavia (A)	.216	67	245	29	53	4	1	0	14	7	2	0	29	37	4	3	.297	.241	12
2010	Quad Cities (A)	.272	84	302	47	82	13	2	2	27	0	5	0	48	63	6	7	.366	.348	21
	Palm Beach (A)	.291	41	148	14	43	10	1	1	8	6	1	1	11	21	3	2	.342	.392	6
2011	Springfield (AA)	.278	135	533	65	148	34	3	11	73	12	6	4	44	91	2	0	.334	.415	19
2012	Memphis (AAA)	.272	117	445	60	121	23	1	10	47	12	3	0	43	75	2	0	.334	.396	12
	ST. LOUIS	.118	13	17	2	2	0	0	0	0	0	0	0	1	3	0	0	.167	.118	1
2013	ST. LOUIS	.000	7	7	0	0	0	0	0	0	0	0	0	0	2	0	0	.000	.000	0
	Memphis (AAA)	.278	121	442	49	123	19	1	3	34	7	7	2	52	91	9	0	.352	.346	9
Major League Totals		.083	20	24	2	2	0	0	0	0	0	0	0	1	5	0	0	.120	.083	1
Minor League Totals		.270	565	2115	264	570	103	9	27	203	44	24	7	227	378	26	12	.339	.365	79

*Led league +Tied for league lead @Rehab assignment

CAREER FIELDING

POSITION	PCT.	G	PO	A	E	TC	DP
Second Base	.941	10	3	13	1	17	1
Third Base	---	3	0	0	0	0	0
Shortstop	1.000	2	0	1	0	1	0
Career Total	.989	1649	4065	179	49	4293	107

SINGLE-GAME HIGHS

HITTING STREAK.....None
 HITS1, twice, last September 5, 2012 vs. New York (NL)
 DOUBLESNone
 RBI.....None
 RUNS SCORED.....1, twice, last August 23, 2012 vs. Houston
 WALKS.....1, August 18, 2012 vs. Pittsburgh
 STRIKEOUTS.....1, five times, last April 7, 2013 at San Francisco

HOME RUNS

CAREER MULTI-HOME RUN GAMES.....None
 CAREER GRAND SLAMSNone
 CAREER PINCH-HITNone

CAREER TRANSACTIONS

2009.....Signed by the St. Louis Cardinals as a fifth-round selection in the First-Year Player Draft.
 2013.....Acquired off waivers by the Houston Astros from the St. Louis Cardinals, November 20.
 Acquired by the San Diego Padres from the Houston Astros in exchange for INF/OF Jesus Guzman, December 18.



JOSH JOHNSON

RIGHT-HANDED PITCHER

55

JOHNSON

BATS/THROWS: L/R **HEIGHT/WEIGHT:** 6-7/245
OPENING DAY AGE: 30 **SERVICE TIME:** 8.026
BORN: January 31, 1984 in Minneapolis, MN
RESIDENCE: Las Vegas, NV
ACQUIRED: Signed as a Major League free agent: November 20, 2013
CONTRACT STATUS: Signed through 2014

CAREER

2013: Made 16 starts for Toronto, missing time due to two separate stints on the disabled list.

- Made the Blue Jays Opening Day roster, making four starts in April before landing on the 15-day disabled list on May 2 with right triceps inflammation.
- Made three rehab starts between Single-A Dunedin and Triple-A Buffalo before being removed from the disabled list on June 4.
- Over 12 starts from June 4 - August 6, went 2-7 with a 5.98 ERA (41 ER, 61.2 IP) before landing on the disabled list again on August 14 with a strained right forearm, missing the remainder of the season.
- Acquired by the Blue Jays on November 19, 2012 in a 12-player trade with the Marlins.

QUICK HIT

- **National League ERA leader in 2010, posting a career-best 2.30 ERA for the Marlins.**
- **First MLB Win:** April 18, 2006 at Cincinnati

2012: Made 31 starts and worked 191.1 innings for the Marlins, the second-most starts and second-most innings pitched in his career.

- Was the Marlins Opening Day starting pitcher for the third-straight season on April 4 vs. St. Louis.
- Won his 50th career game on May 20 at CLE, and lowered career ERA to 3.10 in the process...only active starting pitchers at the time who had a lower ERA when winning 50th game were Clayton Kershaw (2.83), Tim Lincecum (2.91) and Barry Zito (3.04).
- Posted a 1.87 ERA (7 ER, 33.2 IP) over five starts in June, which was fifth-lowest mark in National League for month, behind R.A. Dickey (0.93), Zack Greinke (1.70), Johnny Cueto (1.72) and Kyle Lohse (1.80)...his opponents batting average (.205) for the month was tied with Matt Cain for fifth-lowest in NL in June, behind Dickey (.131), Johan Santana (.180), Lohse (.185) and Greinke (.203).
- Closed out season by posting a 2.91 ERA (11 ER, 34.0 IP) in his final five starts.
- Miami scored just 2.92 runs per 9.0 innings of support, marking the lowest run support average in Majors (min. 30 starts)...also marked lowest in franchise history for a pitcher who made at least 30 starts.
- Allowed just 14 home runs, which tied Aaron Harang (31 GS), Felix Hernandez (33 GS) and Edinson Volquez (31 GS) for the third-fewest in the Majors among pitchers with at least 30 starts, behind Gio Gonzalez (nine in 32 GS) and Lucas Harrell (13 in 32 GS).

2011: Made just nine starts, missing much of the season due to right shoulder inflammation...posted a 1.64 ERA (11 ER, 60.1 IP) and a .185 (39-for-211) opponent batting average over his nine starts.

- Was the Marlins Opening Day starter for the second-straight season on April 1 vs. New York (NL), earning the win.
- Since 1913, when earned runs were first officially compiled, posted the fourth-lowest ERA, a 0.88 ERA (4 ER, 41.0 IP) in Major League history through end of April (min. 40.0 IP)...was preceded by Fernando Valenzuela (0.20 ERA; 1 ER, 45.0 IP) in 1981 and 1985 (0.21 ERA; 1 ER, 42.0 IP), and Juan Marichal (0.86 ERA; 4 ER, 42.0 IP) in 1965.
- Earned the win in three of his first four starts.
- Worked 7.0 innings-or-more in six of his nine starts...allowed two runs-or-less in seven of his nine starts.
- Landed on the 15-day disabled list on May 21 with right shoulder inflammation...transferred to the 60-day on June 15, missing the remainder of the season.

2010: Led the National League with a career-best 2.30 ERA over 28 starts for the Marlins...also named to his second-straight NL All-Star team.

- Led the Marlins staff in strikeouts, was second in innings pitched, third in starts and fourth in wins.
- Missed the final three weeks of season with a strained muscle in his back, but was not placed on disabled list.
- Also led the NL in home ERA (1.57) and held opponents to the 10th-lowest average (.229, 155-for-677).
- Named to his second consecutive NL All-Star team after posting the lowest first-half ERA in Marlins history (1.70)...worked 2.0 innings in Midsummer Classic, allowing no hits while striking out two.
- His 23 earned runs allowed were fewest among Marlins' starters with 15-or-more first-half starts in club history.
- In 13 starts from May 13 - July 22, went 7-2 with a 0.79 ERA (8 ER, 91.1 IP), and did not allow more than two runs in any start during span...held opponents to zero or one run 12 times during stretch...first pitcher since Greg Maddux in 1995 to go 13 consecutive starts without allowing more than two runs.
- Earned NL Pitcher of the Month honors in June after going 3-1 with a 1.18 ERA (5 ER, 38.0 IP) in five starts...issued just six walks compared to 38 strikeouts.



PLAYERS

- Held opponents to a .203 average against in first half, lowest among Marlins' starters in franchise history... previous mark was .205, by Al Leiter in 1996.
- On April 26 vs. San Diego, struck out 12 batters in a complete-game win while going 3-for-4 with three RBI as a batter...only three other pitchers had at least three hits and three-or-more RBI at plate while striking out at least 12 opposing batters in same game: Dazzy Vance did it for 1925 Brooklyn Dodgers, as did J.R. Richard for 1976 Astros and Steve Carlton for 1977 Phillies (Elias).
- Owned a 1.62 ERA over first 19 starts, becoming only sixth pitcher in division era (since 1969) to have an ERA that low in first 19 starts of a season: Vida Blue in 1971 (1.37), Gaylord Perry in 1974 (1.45), Greg Maddux in 1998 (1.54), Pedro Martinez in 2000 (1.42) and Roger Clemens in 2005, with a mark of 1.47 (Elias).
- After allowing one run in 8.0 innings on June 20 vs. TB, became third pitcher over last 100 seasons to have eight straight starts of at least 6.0 IP and allow no more than one run...other two were Bob Gibson in 1968 (11 in a row) and J.R. Richard in 1979 (8).

2009: Won a career-high 15 games and earned his first career All-Star selection...worked a career-high 209.0 innings over a career-high 33 starts.

- His .750 winning percentage was highest in Marlins history among pitchers with at least 10 wins in one season.
- Earned NL Player of the Week honors on April 14 after going 2-0 with a 0.57 ERA and one complete game in first two starts...his first career weekly honor.
- Named to NL All-Star team, marking first All-Star selection (did not play).
- Posted an .818 winning percentage through first 20 starts (9-2) to set a club record...previous high was .733 by Dontrelle Willis in 2003 and Carl Pavano in 2004 (both 11-4).
- Earned win on August 10 at Philadelphia to improve career record to 30-13...at the time, only four other active pitchers reached 30 career wins with as few as 13 losses: Tim Hudson (30-8), Roy Oswalt (30-9), Tim Lincecum (30-11) and Jon Lester (30-12).
- Hit third home run of season on August 4 at Washington, tying club record for home runs by a pitcher, also done by Dontrelle Willis (2006) and Alex Fernandez (1999).

2008: Returned from Tommy John surgery to make 14 starts, going 7-1 for the Marlins.

- Began season on DL recovering from Tommy John surgery...procedure was performed on August 3, 2007.
- Started rehab assignment on June 14, less than one year after surgery, posting a 1-2 record and 3.68 ERA (12 ER, 29.1 IP) in five rehab starts prior to being activated from 60-day DL on July 10...made first start of 2008 on July 10 at Los Angeles-NL
- Tossed first career complete game on August 27 at Turner Field.

2007: Made just four starts missing a majority of the season due to a stint on the disabled list before having season-ending Tommy John surgery on August 3, performed by Dr. James Andrews.

2006: Finished fourth in National League Rookie of the Year voting by the Baseball Writers Association of America after appearing in 31 games, 24 starts, and posting a 3.10 ERA.

- Began season in bullpen, going 1-2 with a 3.86 ERA in seven appearances before breaking into rotation full-time on May 4...went 11-5 with a 3.03 ERA in 24 starts.
- Was one of four Marlins' rookies to win 10 games, becoming first quartet of rookie 10-game winners in ML history (Scott Olsen, 12; Ricky Nolasco, 11; Anibal Sanchez, 10)... earned first ML win on April 18 at Cincinnati, with 3.0 scoreless innings of relief in a 12-6 victory.
- Named NL Rookie of the Month twice... in May, went 3-1 with a 1.96 ERA in six starts; in June (co-winner, along with former teammate Dan Uggla), went 3-1 with a 1.78 ERA in four starts.
- Was leading NL in ERA at end of July (2.52), the first rookie to lead NL in ERA at end of July since Mark Gardner with Montreal in 1990, and just third NL rookie ever to enter August leading league in ERA (also Lou Fette, Boston in 1937).

2005: Made his Major League debut for the Marlins, appearing in four games, one start, after spending a majority of the season with Double-A Carolina...named Marlins' Minor League Pitcher of the Year.

- Named Marlins' Minor League Pitcher of the Month for August, when he went 3-0 with a 2.83 ERA (11 ER, 35.0 IP).
- Began his season with Double-A Carolina, making 26 starts for the Mudcats.
- Named a Southern League All-Star...earned the win in the All-Star game after working 1.0 scoreless inning with three strikeouts.
- Selected from Carolina on September 7 and made his Major League debut on September 10 at Philadelphia with a relief appearance.
- Made his first career start on September 30 vs. Atlanta, striking out seven over 5.1 innings in a no-decision.

2004: Spent the entire season with Single-A Jupiter, appearing in 23 games, 22 starts, while posting a 3.38 ERA (43 ER, 114.1 IP).

2003: In his second professional season, made 17 starts for Single-A Greensboro.

PLAYERS

JOHNSON

2002: Made his professional debut with the Marlin's Gulf Coast League affiliate before also making two starts for Single-A Jamestown of the New York-Penn League.

- Went 2-0 with a 0.60 ERA (3 ER, 15.0 IP) over four games, three starts, for the GCL Marlins.

PERSONAL

Joshua Michael Johnson...he and his wife, Heidi, have two sons, Cash and Cruz...graduated from Jenks High School (OK) in 2002...named to All-State team as a senior...also played basketball...originally signed by Marlins' scout Darrell Brown.

JOSH JOHNSON'S CAREER PITCHING RECORD

YR	CLUB	W-L	ERA	G	GS	CG	SHO	SV	IP	H	R	ER	HR	HB	BB	SO	WP	BK	AVG
2002	GCL Marlins (R)	2-0	0.60	4	3	0	0	0	15.0	8	3	1	0	2	3	11	0	0	.154
	Jamestown (A)	0-2	12.38	2	2	0	0	0	8.0	15	15	11	0	1	7	5	0	0	.385
2003	Greensboro (A)	4-7	3.61	17	17	0	0	0	82.1	69	44	33	5	9	29	59	2	0	.223
2004	Jupiter (A)	5-12	3.38	23	22	1	0	0	114.1	124	63	43	4	3	47	103	12	0	.285
2005	Carolina (AA)	12-4	3.87	26	26	1	0	0	139.2	139	67	60	4	4	50	113	7	1	.261
	FLORIDA	0-0	3.65	4	1	0	0	0	12.1	11	5	5	0	1	10	10	0	0	.256
2006	FLORIDA	12-7	3.10	31	24	0	0	0	157.0	136	63	54	14	4	68	133	3	1	.236
2007	Jupiter (A)@	0-0	0.79	3	3	0	0	0	11.1	9	2	1	0	0	0	13	1	0	.220
	Carolina (AA)@	0-0	1.74	2	2	0	0	0	10.1	8	2	2	0	0	5	9	0	0	.216
	FLORIDA	0-3	7.47	4	4	0	0	0	15.2	26	17	13	1	0	12	14	1	0	.388
2008	Greensboro (A)@	0-1	3.60	1	1	0	0	0	5.0	8	2	2	0	0	0	7	0	0	.364
	Jupiter (A)@	0-0	5.06	1	1	0	0	0	5.1	6	3	3	1	0	2	2	0	0	.273
	Carolina (AA)@	1-1	3.32	3	3	0	0	0	19.0	22	9	7	0	0	3	14	0	0	.289
	FLORIDA	7-1	3.61	14	14	1	0	0	87.1	91	36	35	7	1	27	77	4	0	.275
2009	FLORIDA	15-5	3.23	33	33	2	0	0	209.0	184	77	75	14	6	58	191	10	0	.237
2010	FLORIDA	11-6	2.30*	28	28	1	0	0	183.2	155	51	47	7	5	48	186	4	0	.229
2011	FLORIDA	3-1	1.64	9	9	0	0	0	60.1	39	13	11	2	1	20	56	2	1	.185
2012	MIAMI	8-14	3.81	31	31	0	0	0	191.1	180	84	81	14	4	65	165	5	0	.252
2013	TORONTO	2-8	6.20	16	16	0	0	0	81.1	105	64	56	15	3	30	83	4	0	.305
	Dunedin (A)@	0-0	3.00	1	1	0	0	0	3.0	3	1	1	0	0	0	5	0	0	.250
	Buffalo (AAA)@	0-1	6.23	2	2	0	0	0	8.2	9	6	6	0	2	4	6	0	0	.273
Major League Totals		58-45	3.40	170	160	4	0	0	998.0	927	410	377	74	25	338	915	33	2	.248
Minor League Totals		24-28	3.63	85	83	2	0	0	422.0	420	217	170	14	21	150	347	22	1	.261

*Led league +Tied for league lead @Rehab assignment

ALL-STAR RECORD

YR	CLUB	W-L	ERA	G	GS	CG	SHO	SV	IP	H	R	ER	HR	HB	BB	SO	WP	BK	AVG
2009	NL vs. AL (at STL)								Did not play										
2010	NL vs. AL (at LAA)	0-0	0.00	1	0	0	0	0	2.0	0	0	0	0	0	0	2	0	0	.000

2013 AND CAREER BATTING RECORD

YR	CLUB	AVG	G	AB	R	H	2B	3B	HR	RBI	SH	SF	HP	BB	SO	SB	CS	OBP	SLG
2013	TORONTO	.000	1	1	0	0	0	0	0	0	0	0	0	1	1	0	0	.500	.000
Major League Totals		.125	149	272	14	34	5	0	3	25	32	0	0	14	146	0	0	.168	.176

CAREER FIELDING

POSITION	PCT.	G	PO	A	E	TC	DP
Pitcher	.970	170	97	133	7	237	12



PLAYERS

SINGLE-GAME HIGHS

INNINGS PITCHED.....	9.0, four times, last April 26, 2010 vs. San Diego
LOW-HIT COMPLETE GAME.....	3 hits, April 26, 2010 vs. San Diego
STRIKEOUTS.....	12, twice, last September 4, 2010 vs. Atlanta
MOST HITS ALLOWED.....	11, twice, last July 13, 2012 vs. Washington
MOST RUNS ALLOWED.....	8, June 18, 2007 at Chicago (AL)
MOST WALKS ALLOWED.....	6, twice, last July 29, 2012 vs. San Diego
MOST HOME RUNS ALLOWED.....	3, twice, last July 27, 2013 vs. Houston
CAREER WINNING STREAK.....	Five games, twice, last April 15 - May 23, 2010
CAREER 10-STRIKEOUT GAMES (7)	August 14, 2009 vs. Colorado (11) September 22, 2009 vs. Philadelphia (10) April 15, 2010 vs. Cincinnati (10) April 26, 2010 vs. San Diego (12) July 22, 2010 vs. Colorado (11) September 4, 2010 vs. Atlanta (12) June 17, 2013 vs. Colorado (10)
CAREER HOME RUNS HIT (3)	June 4, 2009 vs. Milwaukee (Dave Bush) July 29, 2009 vs. Atlanta (Kenshin Kawakami) August 4, 2009 at Washington (J.D. Martin)

CAREER TRANSACTIONS

2002.....	Signed by the Florida Marlins as a fourth-round selection in the First-Year Player Draft.
2012.....	Acquired by the Toronto Blue Jays from the Florida Marlins along with LHP Mark Buehrle, INFs Emilio Bonifacio and Jose Reyes, C John Buck and cash considerations in exchange for RHPs Anthony DeSciafani and Henderson Alvarez, LHP Justin Nicolino, OF Jake Marisnick and INFs Yunel Escobar and INF Adeiny Hechavarria and C Jeff Mathis, November 19.
2013.....	Signed by the San Diego Padres as a free agent, November 20.



CASEY KELLY

RIGHT-HANDED PITCHER

49

KELLY

BATS/THROWS: R/R

OPENING DAY AGE: 24

BORN: October 4, 1989 in Sarasota, FL

RESIDENCE: Sarasota, FL

ACQUIRED: From BOS with INF Anthony Rizzo, OF Reymond Fuentes and a player to be named (OF Eric Patterson) in exchange for INF Adrian Gonzalez: December 6, 2010

CONTRACT STATUS: Signed through 2014

HEIGHT/WEIGHT: 6-3/210

SERVICE TIME: 1.038

CAREER

2013: Missed the entire season due to Tommy John surgery.

- Surgery performed on April 1 by Dr. James Andrews.

2012: Missed time while on the minor league disabled list, making eight starts between Rookie-Level Peoria, Double-A San Antonio and Triple-A Tucson before seeing his first Major League action with six starts for the Padres to end the season.

- Selected from Double-A San Antonio on August 27 and made his big league debut that day with a start vs. ATL...worked 6.0 scoreless innings, allowing just three hits and two walks while striking out four to notch his first career victory, combining with Tommy Layne (1.0), Dale Thayer (1.0) and Luke Gregerson (1.0) on a 3-0 shutout of the Braves...his debut came on his father, Pat Kelly's, 57th birthday.
- Collected his first Major League hit in his debut with a single.
- Earned his second career victory on September 15 vs. COL in his fourth big league start.
- Missed time in the minors from April 12 - July 23 due to a right elbow injury...began rehab stint with Rookie-Level Peoria on July 23, making three starts for Peoria from July 23 - August 4.
- After being reinstated from the DL in the minors, made three starts for Double-A San Antonio before being selected by the Padres on August 27.
- Including his rehab starts, made eight starts total in the minors in 2012, going 0-2 with a 3.35 ERA (14 ER, 37.2 IP) and 39 strikeouts against just three walks over those eight starts.
- Began the season with Triple-A Tucson, making two starts for Tucson...worked 12.0 innings total between the starts, striking out 14 while issuing no walks.
- Named the No. 4 prospect in the Padres organization by *Baseball America* heading into the season.

2011: Spent the entire season with Double-A San Antonio, helping lead the Missions to the Texas League championship.

- Named to the TL mid-season All-Star team.
- Ranked tied for fifth in the TL in wins, eighth in ERA and tied for eighth in innings pitched.
- Set career highs in starts, innings pitched, wins and strikeouts.

2010: Made 21 starts for the Double-A Portland Sea Dogs in the Red Sox organization, going 3-5 with a 5.31 ERA (56 ER, 95.0 IP)... fanned 81 while walking 35.

- First season with a Major League Spring Training invitation.
- Notched then-career highs in games, innings and strikeouts.
- Converted to a full-time pitcher over the winter after spending all or part of the previous two professional seasons splitting time between the mound and shortstop.
- Entered 2010 season ranked as the No. 2 prospect in the Red Sox minor league system according to *Baseball America*, the No. 1 pitcher...also rated as having organization's best fastball, curveball, change-up and control.
- Participated in the 2010 Red Sox Rookie Program.

2009: Played at three levels of the Red Sox organization, beginning the season as a pitcher before switching to shortstop/designated hitter in mid-July.

- Named Red Sox Minor League Pitcher of the Year in first professional season on the mound, posting a 7-5 record, 2.08 ERA (22 ER, 95.0 IP), 74 strikeouts and just 16 walks in 17 starts with Single-A Greenville and Salem.
- Began the year as a pitcher with Single-A Greenville and was promoted in that role to Single-A Salem on May 28...switched to shortstop/DH with a July 14 transfer to the Gulf Coast League Red Sox before being called back up to Greenville on July 26, where he ended his season.
- Combined to hit .222 (36-for-162) with three homers and 16 RBI in 24 games at shortstop and 16 at DH.

QUICK HIT

- Named the No. 1 prospect in the Padres organization by *Baseball America* heading into the 2013 season.
- Originally signed a letter of intent with the University of Tennessee as a quarterback before turning his attention full time to baseball.
- His father, Pat Kelly, played 13 years of pro ball, making his Major League debut for the Blue Jays in 1980...uncle, Mike Kelly, played six seasons in the Majors...brother Chris, and cousin, Dustin, played minor league baseball.
- First MLB Win: August 27, 2012 vs. Atlanta



PLAYERS

- Joined right-hander Junichi Tazawa as the only Red Sox players selected to participate in the 2009 All-Star Futures Game on July 12 at Busch Stadium in STL...tossed a perfect sixth inning, retiring the side on nine pitches to earn a hold in the U.S. Futures' 7-5 loss.
- Was one of five Greenville players selected to the South Atlantic League All-Star team despite being promoted to Single-A Salem nearly a month before the June 23 exhibition in Charleston, WV.
- Held opponents scoreless through first 16.0 innings of the season for Greenville, and went 3-0 with a 0.90 ERA (2 ER, 20.0 IP), 19 strikeouts and three walks in April.
- Promoted to Single-A Salem on May 28.
- Following the season, was ranked the No. 2 prospect in the South Atlantic League and the No. 6 prospect in the Carolina League by *Baseball America*.
- Appeared in 11 games as an infielder for the Mesa Solar Sox of the Arizona Fall League, batting .171 (7-for-41) with six RBI.

2008: Signed his first professional contract on July 17 and split the final seven weeks of the season between the Gulf Coast League Red Sox and Short-A Lowell.

- Played exclusively in the field as a shortstop but worked at Instructional League in October as a pitcher.
- Combined to hit .215 (28-for-130) with one home run, 10 doubles and 13 RBI.
- Was ranked by *Baseball America* as the No. 6 prospect in the GCL in 2008.

PERSONAL

Casey Patrick Kelly...named Florida's Mr. Baseball in 2008 after hitting .473 with five home runs and 31 RBI while going 8-1 with a 1.16 ERA (9 ER, 70.0 IP) and 77 strikeouts on the mound for Sarasota High School...recorded an 11-0 record and a 0.24 ERA (2 ER, 73.2 IP) as a junior in 2007...was also a highly-touted high school quarterback, throwing for 4,212 career yards and 37 touchdowns...two-time regional player of the year in football...originally signed by Red Sox scout Anthony Turco.

CASEY KELLY'S CAREER PITCHING RECORD

YR	CLUB	W-L	ERA	G	GS	CG	SHO	SV	IP	H	R	ER	HR	HB	BB	SO	WP	BK	AVG
2009	Greenville (A)	6-1	1.12	9	9	0	0	0	48.1	32	9	6	0	0	9	39	3	0	.196
	Salem (A)	1-4	3.09	8	8	0	0	0	46.2	33	21	16	4	1	7	35	2	0	.184
2010	Portland (AA)	3-5	5.31	21	21	0	0	0	95.0	118	60	56	10	2	35	81	7	1	.307
2011	San Antonio (AA)	11-6	3.98	27	27	0	0	0	142.1	153	74	63	8	8	46	105	7	2	.278
2012	Tucson (AAA)	0-0	2.25	2	2	0	0	0	12.0	12	3	3	0	1	0	14	0	0	.261
	AZL Padres (R)	0-1	4.00	3	3	0	0	0	9.0	10	8	4	0	1	0	7	2	0	.250
	San Antonio (AA)	0-1	3.78	3	3	0	0	0	16.2	11	8	7	1	1	3	18	1	0	.190
	SAN DIEGO	2-3	6.21	6	6	0	0	0	29.0	39	23	20	5	2	10	26	0	0	.322
2013									Injured - Did not pitch										
	Major League Totals	2-3	6.21	6	6	0	0	0	29.0	39	23	20	5	2	10	26	0	0	.322
	Minor League Totals	21-18	3.77	73	73	0	0	0	370.0	369	183	155	23	14	100	299	22	3	.260

*Led league +Tied for league lead @Rehab assignment

2013 AND CAREER BATTING RECORD

YR	CLUB	AVG	G	AB	R	H	2B	3B	HR	RBI	SH	SF	HP	BB	SO	SB	CS	OBP	SLG
2013																			
	Major League Totals	.200	7	10	0	2	0	0	0	0	2	0	0	0	4	0	0	.200	.200

CAREER FIELDING

POSITION	PCT.	G	PO	A	E	TC	DP
Pitcher	1.000	6	2	6	0	8	1

SINGLE-GAME HIGHS

INNINGS PITCHED.....6.0, twice, last September 15, 2012 vs. Colorado
 LOW-HIT COMPLETE GAME.....None
 STRIKEOUTS.....6, twice, last September 27, 2012 vs. Los Angeles (NL)
 MOST HITS ALLOWED8, twice, last September 8, 2012 vs. Arizona
 MOST RUNS ALLOWED7, September 2, 2012 at Colorado
 MOST WALKS ALLOWED4, September 21, 2012 at San Francisco
 MOST HOME RUNS ALLOWED.....3, September 8, 2012 vs. Arizona
 CAREER WINNING STREAK.....None
 CAREER 10-STRIKEOUT GAMES.....None
 CAREER HOME RUNS HIT.....None

CAREER TRANSACTIONS

2008.....Signed by the Boston Red Sox as a first-round selection (30th overall) in the First-Year Player Draft.
 2010.....Acquired by the San Diego Padres along with INF Anthony Rizzo, OF Reymond Fuentes and a player to be named (OF Eric Patterson) in exchange for Adrian Gonzalez, December 6.



IAN KENNEDY

RIGHT-HANDED PITCHER

22

KENNEDY

BATS/THROWS: R/R **HEIGHT/WEIGHT:** 6-0/190
OPENING DAY AGE: 29 **SERVICE TIME:** 4.124
BORN: December 19, 1984 in Huntington Beach, CA
RESIDENCE: Scottsdale, AZ
ACQUIRED: From ARI in exchange for LHP Joe Thatcher and RHP Matt Stites:
 July 31, 2013
CONTRACT STATUS: Signed through 2014

CAREER

2013: Acquired by the Padres from the Diamondbacks at the trade deadline...in 10 starts with San Diego, went 4-2 with a 4.24 ERA (27 ER, 57.1 IP).

- Made his third consecutive Opening Day start for the D-Backs.
- In 21 starts for Arizona prior to being acquired by the Padres on July 31, had gone 3-8 with a 5.23 ERA (72 ER, 124.0 IP) over 21 starts for the D-backs.
- Made his Padres debut with a start at Petco Park on August 4 against his former team, the Yankees...earned the win that day.
- Over his first eight starts for San Diego from August 4 - September 13, went 3-1 with a 3.66 ERA (19 ER, 46.2 IP), a .220 (38-for-173) opponent average and 46 strikeouts against 24 walks.
- Had a total of 12 hit batsmen in 2013, the second-highest total of his career (14 in 2012), tied with Stephen Strasburg (WSH) for the third-most HBP among National League pitchers in 2013...since his first full season in 2010, has recorded a total of 45 HBP, the third-most among all Major League pitchers over that span.

QUICK HIT

- Finished fourth in the 2011 NL Cy Young Award balloting and was the runner-up in the 2011 Rawlings Gold Glove award voting.
- **First MLB WIN:** September 1, 2007 vs. TB (Major League debut)

2012: Went 15-12 with a 4.02 ERA (93 ER, 208.1 IP) in a career-high tying 33 starts with Arizona and struck out a team-best 187 strikeouts...made his second consecutive Opening Day start.

- Recorded his second consecutive season with at least 10 wins, 30 starts and 200.0 innings pitched.
- Tied for the NL lead in starts, ranked sixth in wins and tied for 10th in innings pitched.
- His nine second-half victories were tied for the most in the NL with Johnny Cueto (CIN), Yovani Gallardo (MIL), Gio Gonzalez (WSH), Tim Hudson (ATL), Kyle Kendrick (PHI) and Kris Medlen (ATL).
- Was 4-for-51 (.078) with 11 walks at the plate...the 11 walks were the most by a pitcher since the Expos' Steve Rogers in 1982 (also 11).
- Had a career-best nine-game win streak which extended back to August 23, 2011 come to an end on May 3...was tagged with the loss in five-straight starts from May 3-25.
- Had a 10-game win streak at Chase Field from July 16, 2011 - April 22, 2012, the third-longest in club history.
- Matched his career high with 12 strikeouts on June 5 vs. COL...became the second D-backs pitcher (fifth time) to record 12 strikeouts in 6.0 innings or less (also, four times by Randy Johnson).
- Became the seventh D-backs' pitcher to hit a triple on July 23 vs. COL (first to do so with the bases loaded)...three RBI also marked a career high.
- Struck out at least seven batters with no walks in consecutive starts on July 18 at CIN and July 23 vs. COL, the first D-backs pitcher to do so since Dan Haren from May 23-28, 2009.

2011: Finished fourth in the National League Cy Young Award balloting, going 21-4 with a 2.88 ERA (71 ER, 222.0 IP) in 33 starts in his second season with the Diamondbacks.

- Was the fourth 20-game winner in franchise history (sixth time), joining Johnson (2001-02), Curt Schilling (2001-02) and Brandon Webb (2008).
- Established a franchise record with an .840 winning percentage, the best mark in the NL since Mike Hampton went 22-4 (.846) in 1999 for HOU...21 wins also tied for the fifth-most in D-backs history (also Johnson in 2001) and his 2.88 ERA ranked eighth.
- Became the fourth D-backs pitcher to tie or lead the NL in victories (Schilling in 2001, Johnson in 2002 and Webb in 2008)...combined with Daniel Hudson to be the second duo in club history to pitch at least 220.0 innings in a single-season (also Johnson and Schilling in 2001-02).
- Became one of nine pitchers since 1950 to win at least 20 games, make 30 starts and record no more than four losses, joining Preacher Roe (1951), Whitey Ford (1961), Ron Guidry (1978), Dwight Gooden (1985), Roger Clemens (1986, 2001), Hampton (1999), Pedro Martinez (2002) and Cliff Lee (2008).
- Was the first right-hander with 20 wins and fewer than 200 strikeouts since the Yankees' Mike Mussina (20/150) and Webb (22/183) in 2008.
- Made his first Opening Day start on April 1 vs. Colorado (ND, 3 ER in 6.0 IP)...was one of four pitchers to start his team's home and road openers along with the Rays' David Price and Twins' Carl Pavano and Kershaw.
- Posted a 1.000 fielding percentage (36 TC) and finished second in NL Rawlings® Gold Glove Award voting.
- Went 10-0 vs. the NL West...according to Elias Sports Bureau, joined Schilling (2002) and Webb (2008) as the only D-backs pitchers to win their first nine intra-division decisions in a season.



PLAYERS

- Went 13-1 with a 2.26 ERA (25 ER in 99.2 IP) in 15 games from July 8 through the end of the season...his 12 second-half wins tied for the Major League lead with the Dodgers' Clayton Kershaw and Tigers' Justin Verlander.
- Tossed his first career shutout on April 25 vs. PHI (3 hits, 10 strikeouts)...according to Elias Sports Bureau, became the third D-backs pitcher to toss a shutout while allowing three or fewer hits and no walks with at least 10 strikeouts, joining Schilling on April 10, 2001 vs. LAD (2 hits, 10 strikeouts) and Johnson on May 18, 2004 at ATL (perfect game, 13 strikeouts)...completed the game in 2 hours, 4 minutes, the exact time of day his daughter, Nora Rose, was born the previous day.
- Won seven straight starts from July 8 - August 12, tied for the second-longest streak by a D-backs starter in team history (also Johnson in 2000)...only Webb's nine-straight wins in 2008 was longer (Elias).
- Became the NL's first 18-and 19-game winner...won his 18th game on September 3 at San Francisco...according to Elias, he became the first pitcher since the Reds' Ewell Blackwell in 1947 to be the NL's first 18-game winner after having no more than 10 career wins prior to that year...Blackwell was 9-13 entering 1947 then won his 18th game on July 25, 1947.
- Went 0-1 with a 4.26 ERA (6 ER, 12.2 IP) in two NLDS starts vs. MIL...suffered the loss in Game 1 (4 ER in 6.2 IP) and did not factor in the decision in the deciding Game 5 (2 ER in 6.0 IP).

2010: Went 9-10 with a 3.80 ERA (82 ER, 194.0 IP) and a .228 opponents average in 32 starts in his first full Major League season and was named the Most Valuable Pitcher by the Arizona chapter of the BBWAA.

- Ranked among NL leaders in opponents average (8th) and hits allowed per 9.0 IP (9th, 7.56).
- Recorded his first win as a D-back on April 29 at CHI and first since his Major League debut on Sept. 1, 2007.
- Went 6-3 with a 3.38 ERA (33 ER, 88.0 IP) in his final 15 starts of the season...including a career-best 17.0-inning scoreless streak from August 31 - September 12.
- Picked up his first career hit on April 18 at SD (single off Wade LeBlanc)...collected his first career RBI with a sacrifice fly on April 29 at CHI.

2009: Missed the majority of the season with an aneurysm near his right shoulder.

- Placed on the disabled list on April 28 with what was originally diagnosed as a vasospasm in his right middle finger and following a MRI in May, was later diagnosed as an aneurysm near his right shoulder...underwent surgery to remove the aneurysm on May 12 (performed by Dr. George Todd in New York, N.Y.).
- Reinstated from the disabled list on September 12 and started for Single-A Tampa in Game 1 of the Florida State League Championship Series vs. Charlotte (TB).
- Transferred to Scranton/Wilkes-Barre on September 13 and tossed 3.0 perfect innings with six strikeouts in Game 2 of the Governor's Cup Finals at Durham (TB) on September 16.
- Recalled by the Yankees on September 19 and made his lone appearance on September 23 at LAA (0 ER, 1.0 IP).
- Pitched for Surprise in the Arizona Fall League following the season.

2008: Appeared in 10 games, nine starts, over three stints for the Yankees, going 0-4 with an 8.17 ERA (36 ER, 39.2 IP).

- His ERA was the highest ever for a Yankees pitcher with at least nine starts...his nine winless starts were tied for the most by a Yankees pitcher (Steve Trout in 1987) in a season and was the longest by a Yankees rookie to start a season.
- At 23 years old teamed with 21-year-old Phil Hughes to become the fourth pair of pitchers each under the age of 24 to start for the Yankees within the team's first four games of a season...also Dave Righetti (23) and Mike Morgan (22) in 1982; Mel Stottlemyre (23) and Al Downing (23) in 1965; and Hippo Vaughn (23), Ray Fisher (23) and Ray Caldwell (22) in 1911.
- Started a pair of postseason games for International League-champion Scranton/Wilkes-Barre, going 0-1 with a 1.50 ERA (2 ER, 12.0 IP).
- Pitched for Mayaguez in the Puerto Rico Winter League after the season and went 2-2 with a 1.56 ERA (6 ER in 34.2 IP).
- Entered the year rated by *Baseball America* as the Yankees' fourth-best prospect and having the organization's best control.

2007: Named the Yankees' Minor League Pitcher of the Year, going 12-3 with a 1.91 ERA (31 ER, 146.1 IP) and 163 strikeouts in 26 games, 25 starts, with Single-A Tampa, Double-A Trenton and Triple-A Scranton/Wilkes-Barre.

- Ranked second among full-season minor league pitchers with a .182 opponents batting average, third in ERA and 13th in strikeouts.
- Named to *Baseball America's* minor league mid- and post-season All-Star teams.
- Named FSL Player of the Month for May, going 5-0 with a 0.70 ERA (3 ER in 38.2 IP) in six starts.
- Went 1-0 with a 1.89 ERA (4 ER in 19.0 IP) and a .191 average (13-for-68) in three starts with the Yankees.
- Selected by the Yankees on September 1 and made his Major League debut that day vs. TB...one of eight rookies to start a game for the Yankees in 2007 (sixth to make his big league debut), tying a franchise record (also 1907).
- Did not pitch after September 13 after suffering a strained upper back muscle while throwing a bullpen session prior to his scheduled start on September 22.
- Entered the season rated by *Baseball America* as the Yankees' fifth-best prospect in the organization.

2006: Made his professional debut with the Single-A Staten Island Yankees and pitched 2.2 innings in his only appearance on September 6 vs. Tri-City.

- Pitched for West Oahu in the Hawaiian Winter League and was selected as a HWL postseason All-Star...went 0-2 with a 4.45 ERA (15 ER, 30.1 IP) and 45 strikeouts in nine games, seven starts.

PERSONAL

Ian Patrick Kennedy...he and his wife, Allison, have three daughters, Nora Rose, Renee Elaine and Lydia Marie...two-time member of the U.S. National Team in 2004-05, including the gold medal-winning team at the 2004 FISU World University Junior World Championships in Canada...played at the University of Southern California from 2004-06, where he ranks third with 380 strikeouts and seventh with 47 starts...his 158 strikeouts as a sophomore rank fourth on USC's single-season list...earned First-Team All-American honors his freshman and sophomore seasons from *Baseball America*, Collegiate Baseball and the National Collegiate Baseball Writers Association...became the first USC freshman to be tabbed the No. 1 starter since Randy Flores in 1994...as a sophomore, went 12-2 with a 2.54 ERA and .201 opponents batting average en route to the Pac-10 Conference Pitcher of the Year award, the eighth USC player to win the honor...as a junior, was named a First-Team Preseason All-American by NCBWA...Graduated in 2003 from La Quinta High School in Huntington Beach, Calif....named CIF Division IV co-Most Valuable Player and Orange County Register Most Valuable Player honors...originally signed by Yankees' scout Damon Oppenheimer.

IAN KENNEDY'S CAREER PITCHING RECORD

YR	CLUB	W-L	ERA	G	GS	CG	SHO	SV	IP	H	R	ER	HR	HB	BB	SO	WP	BK	AVG
2006	Staten Island (A)	0-0	0.00	1	1	0	0	0	2.2	2	0	0	0	0	2	2	0	0	.200
2007	Tampa (A)	6-1	1.29	11	10	1	0	0	63.0	39	9	9	2	1	22	72	1	0	.183
	Trenton (AA)	5-1	2.59	9	9	0	0	0	48.2	27	14	14	2	2	17	57	2	0	.163
	Scranton (AAA)	1-1	2.08	6	6	0	0	0	34.2	25	8	8	2	3	11	34	0	0	.205
	NEW YORK (AL)	1-0	1.89	3	3	0	0	0	19.0	13	6	4	1	0	9	15	0	0	.191
2008	NEW YORK (AL)	0-4	8.17	10	9	0	0	0	39.2	50	37	36	5	1	26	27	3	0	.309
	Scranton (AAA)	5-3	2.35	13	12	0	0	0	69.0	52	19	18	4	5	17	72	2	1	.206
	GCL Yankees (R)@	1-0	3.00	1	0	0	0	0	3.0	3	1	1	0	1	0	7	1	0	.250
	Tampa (A)	0-0	0.00	1	1	0	0	0	5.0	2	0	0	0	0	1	4	0	0	.118
2009	Scranton (AAA)	1-0	1.59	4	4	0	0	0	22.2	18	5	4	0	0	7	25	1	0	.220
	NEW YORK (AL)	0-0	0.00	1	0	0	0	0	1.0	0	0	0	0	1	2	1	0	0	.000
2010	ARIZONA	9-10	3.80	32	32	0	0	0	194.0	163	87	82	26	10	70	168	16+	0	.228
2011	ARIZONA	+21-4	2.88	33	33	1	1	0	222.0	186	73	71	19	9	55	198	11	1	.227
2012	ARIZONA	15-12	4.02	33	33+	1	0	0	208.1	216	101	93	28	14*	55	187	5	4	.266
2013	ARIZONA	3-8	5.23	21	21	0	0	0	124.0	128	79	72	18	10	48	108	9	0	.268
	SAN DIEGO	4-2	4.24	10	10	0	0	0	57.1	52	29	27	9	2	25	55	1	1	.239
	Major League Totals	53-40	4.00	143	141	2	1	0	865.1	808	412	385	106	47	290	759	45	6	.247
	Minor League Totals	19-6	1.95	46	43	1	0	0	248.2	168	56	54	10	12	77	273	7	1	.192

*Led league +Tied for league lead @Rehab assignment

DIVISION SERIES RECORD

YR	CLUB	W-L	ERA	G	GS	CG	SHO	SV	IP	H	R	ER	HR	HB	BB	SO	WP	BK
2011	ARI vs. MIL	0-1	4.26	2	2	0	0	0	12.2	13	6	6	1	3	3	8	1	0

2013 AND CAREER BATTING RECORD

YR	CLUB	AVG	G	AB	R	H	2B	3B	HR	RBI	SH	SF	HP	BB	SO	SB	CS	OBP	SLG
2013	ARIZONA	.135	22	37	0	5	2	0	0	1	5	0	0	2	19	0	0	.179	.189
	SAN DIEGO	.125	10	16	1	2	1	0	0	0	1	0	0	3	9	0	0	.263	.188
	Major League Totals	.137	132	219	15	30	7	1	0	13	30	2	1	27	105	0	0	.233	.178

CAREER FIELDING

POSITION	PCT.	G	PO	A	E	TC	DP
Pitcher	.966	143	49	91	5	145	5



PLAYERS

SINGLE-GAME HIGHS

INNINGS PITCHED.....	9.0 IP, April 25, 2011 vs. Philadelphia
LOW-HIT COMPLETE GAME.....	3 hits, April 25, 2011 vs. Philadelphia
STRIKEOUTS.....	12, three times, last June 5, 2012 vs. Colorado
MOST HITS ALLOWED.....	13, June 6, 2013 at St. Louis
MOST RUNS ALLOWED.....	10, June 6, 2013 at St. Louis
MOST WALKS ALLOWED.....	9, June 26, 2010 at Tampa Bay
MOST HOME RUNS ALLOWED.....	3, seven times, last August 16, 2013 vs. New York (NL)
CAREER WINNING STREAK.....	Nine games, August 23, 2011 - April 22, 2012
CAREER 10-STRIKEOUT GAMES (6)	August 26, 2010 at San Diego (12)
	April 25, 2011 vs. Philadelphia (10)
	June 16, 2011 vs. San Francisco (10)
	September 8, 2011 vs. San Diego (11)
	September 19, 2011 vs. Pittsburgh (12)
	June 5, 2012 vs. Colorado (12)
CAREER HOME RUNS HIT.....	None

CAREER TRANSACTIONS

- 2003.....Selected by the St. Louis Cardinals in the 14th round of the First-Year Player Draft (did not sign).
- 2006.....Signed by the New York Yankees as a first-round selection (21st overall) in the First-Year Player Draft.
- 2009.....Acquired by the Arizona Diamondbacks from the New York Yankees as part of a three-team trade with the Detroit Tigers along with RHP Edwin Jackson from the Tigers in exchange for LHP Max Scherzer and RHP Daniel Schlereth, with the Yankees acquiring OF Curtis Granderson from the Tigers and the Tigers acquiring LHP Max Scherzer and RHP Daniel Schlereth from the Diamondbacks and LHP Phil Coke and OF Austin Jackson from the Yankees, December 8.
- 2013.....Acquired by the San Diego Padres from the Arizona Diamondbacks in exchange for LHP Joe Thatcher and RHP Matt Stites, July 31.

PADRES FIRST ROUND JUNE DRAFT SELECTIONS

Year	Player.....	Pick	Year	Player.....	Pick
1968	No Selection		1999	Vince Faison (OF).....	20
1969	Randy Elliott (1B).....	24		Gerik Baxter (P).....	28
1970	Mike Ivie (C).....	1		Omar Ortiz (P).....	29
1971	Jay Franklin (P).....	2		Casey Burns (P).....	41
1972	Dave Roberts (3B).....	1		Mike Bynum (P).....	49
1973	Dave Winfield (P/OF).....	4		Nick Trzesniak (C).....	51
1974	Bill Almon (SS).....	1	2000	Mark Phillips (P).....	9
1975	Mike Lentz (P).....	2	2001	Jake Gautreau (3B).....	14
1976	Bob Owchinko (P).....	5	2002	Khalil Greene (SS).....	13
1977	Brian Greer (OF).....	8	2003	Tim Stauffer (P).....	4
1978	Andy Hawkins (P).....	5	2004	Matt Bush (SS).....	1
1979	Joe Lansford (1B).....	14	2005	Cesar Carrillo (P).....	18
	Bob Geren (C).....	24		Cesar Ramos (P).....	35
1980	Jeff Pyburn (OF).....	5	2006	Matt Antonelli (3B).....	17
1981	Kevin McReynolds (OF).....	6		Kyler Burke (OF).....	35
	Frank Castro (C).....	26	2007	Nick Schmidt (P).....	23
1982	Jimmy Jones (P).....	3		Kellen Kulbacki (OF).....	40
1983	Ray Hayward (P).....	10		Drew Cumberland (SS).....	46
1984	Shane Mack (OF).....	11		Mitch Canham (C).....	57
	Gary Green (SS).....	27		Cory Luebke (P).....	63
1985	Joey Cora (SS).....	23		Danny Payne (OF).....	64
1986	Thomas Howard (OF).....	11	2008	Allan Dykstra (1B).....	23
1987	Kevin Garner (P).....	10		Jaff Decker (OF).....	42
1988	Andy Benes (P).....	1		Logan Forsythe (3B).....	46
1989	No Selection		2009	Donavan Tate (OF).....	3
1990	Robbie Beckett (P).....	25	2010	Karsten Whitson (P)*.....	9
	Scott Sanders (P).....	32	2011	Cory Spangenberg (2B).....	10
1991	Joey Hamilton (P).....	8		Joe Ross (P).....	25
	Gregory Anthony (P).....	31		Michael Kelly (P).....	48
1992	No Selection			Brett Austin (C)*.....	54
1993	Derrek Lee (1B).....	14		Jace Peterson (SS).....	58
1994	Dustin Hermanson (P).....	3	2012	Max Fried (P).....	7
1995	Ben Davis (C).....	2		Zach Eflin (P).....	33
1996	Matt Halloran (SS).....	15		Travis Jankowski (OF).....	44
1997	Kevin Nicholson (SS).....	27		Walker Weickel (P).....	55
1998	Sean Burroughs (3B).....	9	2013	Hunter Renfroe (OF).....	13

Position listed when drafted

*Did not sign



RYMER LIRIANO

OUTFIELDER

64

LIRIANO

BATS/THROWS: R/R **HEIGHT/WEIGHT:** 6-0/230
OPENING DAY AGE: 22 **SERVICE TIME:** 0.000
BORN: June 20, 1991 in Santo Domingo, DOMINICAN REPUBLIC
RESIDENCE: Santo Domingo, DOMINICAN REPUBLIC
ACQUIRED: Signed as a non-drafted free agent: July 3, 2007
CONTRACT STATUS: Signed through 2014

CAREER

2013: Missed the entire season due to recovery from Tommy John surgery on his right elbow...played in the Dominican Winter League following the season.

- Surgery performed on February 20 by team physician Dr. Heinz Hoenecke.
- Played in four games during the Dominican Winter League, hitting .111 (1-for-9) with a solo home run.

2012: Combined to hit .280 (130-for-465) with 32 doubles, four triples, eight home runs, 61 RBI, 65 runs scored and 32 stolen bases in 127 games between Single-A Lake Elsinore and Double-A San Antonio.

- Began the season with Lake Elsinore, hitting .298 (84-for-282) through 74 games for the Storm before earning a promotion to San Antonio.
- Hit .251 (46-for-183) with 15 extra-base hits in 53 games for the Missions.
- Was named a California League mid-season All-Star.
- Also selected to the World Roster of the 2012 All-Star Futures Game at Kauffman Stadium in Kansas City.
- Named the No. 3 prospect in the Padres organization by *Baseball America* prior to the start of the season.
- Was named the No. 6 prospect in the California League and the No. 10 prospect in the Texas League by *Baseball America* following the season.
- Participated in the Arizona Fall League after the regular season, hitting .319 (29-for-91) with five doubles, four home runs, 15 RBI and 23 runs scored in 22 games.

2011: Split the season between Single-A Fort Wayne and Single-A Lake Elsinore, combining to appear in 131 games.

- Hit .298 (152-for-510) with 31 doubles, nine triples, 12 home runs, 68 RBI, 89 runs and 66 stolen bases between the two teams.
- Named the Midwest League's MVP and Prospect of the Year, Topps' Midwest League Player of the Year, a Low-A All-Star by *Baseball America* and a member of the ML post-season All-Star team.
- Ranked among ML leaders in stolen bases (2nd), batting average (3rd), hits (5th), triples (T-5th), runs (6th), total bases (6th), SLG (6th) and OBP (8th).

2010: Played for three teams in the San Diego organization, splitting his time between Single-A affiliates in Eugene, Fort Wayne and Lake Elsinore.

- Combined to hit .231 (102-for-441) with 26 doubles, seven triples, three home runs, 38 RBI, 59 runs scored and 31 stolen bases.
- Rated as having the best outfield arm in the Padres organization following the season by *Baseball America*.

2009: Dominated AZL pitching, hitting .350 (69-for-197) with a .398 OBP and .523 SLG for the Peoria Padres.

PERSONAL

Rymer Omar Liriano...signed by Padres' scouts Randy Smith and Felix Francisco out of the Dominican Republic.

RYMER LIRIANO'S CAREER BATTING RECORD

YR	CLUB	AVG	G	AB	R	H	2B	3B	HR	RBI	SH	SF	HP	BB	SO	SB	CS	OBP	SLG	E
2008	DSL Padres (R)	.198	67	232	34	46	13	1	9	37	0	2	5	28	106	9	5	.296	.379	3
2009	AZL Padres (R)	.350	50	197	44	69	8	1	8	44	0	2	2	15	52	14	5	.398	.523	8
2010	Eugene (A)	.271	53	203	35	55	13	6	0	12	1	1	3	17	53	17	7	.335	.394	5
	Fort Wayne (A)	.191	50	188	21	36	11	1	2	20	0	2	1	10	54	11	6	.234	.293	5
	Lake Elsinore (A)	.220	14	50	3	11	2	0	1	6	0	0	0	5	12	3	0	.291	.320	3
2011	Fort Wayne (A)	.319	116	455	81	145	30	8	12	62	2	9	6	47	95	65	20	.383	.499	11
	Lake Elsinore (A)	.127	15	55	8	7	1	1	0	6	0	0	0	6	13	1	1	.213	.182	1
2012	Lake Elsinore (A)	.298	74	282	41	84	22	2	5	41	0	3	8	21	69	22	7	.360	.443	3
	San Antonio (AA)	.251	53	183	24	46	10	2	3	20	0	0	3	20	50	10	1	.335	.377	4
2013	Injured - Did not play																			
Minor League Totals		.270	492	1845	291	499	110	22	40	248	3	19	28	169	504	152	52	.338	.419	43

*Led league +Tied for league lead @Rehab assignment

CAREER TRANSACTIONS

2007.....Signed by the San Diego Padres as a non-drafted free agent, July 3.

**CORY LUEBKE****LEFT-HANDED PITCHER****52****BATS/THROWS:** R/L
OPENING DAY AGE: 29**BORN:** March 4, 1985 in Maria Stein, OH**RESIDENCE:** Maria Stein, OH**ACQUIRED:** Signed as a supplemental-round selection (63rd overall) in the 2007 First-Year Player Draft**CONTRACT STATUS:** Signed through 2015 (club options for 2016 and 2017)**HEIGHT/WEIGHT:** 6-4/205
SERVICE TIME: 3.033**CAREER****2013: Missed the entire season due to recovery from Tommy John surgery.**

- Surgery performed on May 23, 2012.

2012: Made just five starts for the Padres before landing on the 15-day DL with a strained left elbow on May 2 and undergoing season-ending Tommy John surgery on his left elbow on May 23.

- Started the Padres second game of the season on April 6 vs. LAD at Petco Park, taking the loss after working 4.2 innings and allowing six runs on nine hits...his only loss of 2012.
- Padres won his other four starts from April 11-27, going 3-0 with a 1.37 ERA (4 ER, 26.1 IP) and 17 strikeouts against just 19 hits allowed over that span.
- Worked a career-high 8.0 innings in his second-to-last start on April 21 at PHI, allowing just two hits and two walks with no runs while striking out five.
- Agreed to terms on a contract extension through 2015 on March 30 (with club options for 2016 and 2017).

QUICK HIT

- **First MLB Win:** September 8, 2010 vs. Los Angeles (NL)

2011: Made his first Opening Day roster, beginning the season in the bullpen before making his way to the starting rotation...finished the season having made 17 starts and 29 relief appearances.

- Began the season by making 29 appearances out of the bullpen, going 1-2 with a 3.23 ERA (14 ER, 39.0 IP), three holds and a .182 opponent batting average...moved to the starting rotation and made his first start June 26 vs. ATL.
- As a starter, went 5-8 with a 3.31 ERA (37 ER, 100.2 IP) and a .218 opponent average over his 17 games.
- Over the entire season, limited opponents to a .209 average...fifth-best ever by a Padres pitcher with 100-or-more innings pitched and best ever by a Padres rookie.
- Struck out 9.9 per 9.0 IP and recorded a 3.50 K/BB ratio...his 154 strikeouts on the year were the second-most ever by a Padres rookie.

2010: Selected from Triple-A Portland on September 1 and made his Major League debut on September 3 vs. COL.

- Earned his first ML win in his second start for the Padres on September 8 vs. LAD, working six shutout innings...retired 18 of his 21 batters faced in the game.
- Went a combined 10-1 with a 2.68 ERA (34 ER, 114.0 IP), a .200 (83-for-414) opponents average and 88 strikeouts against 29 walks over 19 games, 17 starts, between Double-A San Antonio and Triple-A Portland.
- At the time of his call-up on September 1, ranked third in all of minor league baseball with a .200 opponents average and fifth with a 0.98 WHIP.
- Made one relief appearance for San Diego on September 26 vs. CIN, working 2.0 shutout frames.

2009: Split the season between Single-A Lake Elsinore and Double-A San Antonio, making a combined 23 starts.

- Combined to go 11-4 with a 2.78 ERA (40 ER, 129.2 IP) with 112 strikeouts compared to 32 walks.
- Limited opponents to a .227 average at Single-A and a .241 mark with San Antonio...allowed just six home runs all year, three at each stop.
- Was named to the California League All-Star team.

2008: Split the season between Single-A Lake Elsinore and Single-A Fort Wayne.

- Combined to go 6-9 with a 5.12 ERA (73 ER, 128.1 IP) in 27 games (25 starts).
- Did not allow a run in his two relief outings, combining for 1.2 IP with the Storm.

2007: Made his professional debut with Short-A Eugene, also seeing time with Padres Single-A affiliates in Fort Wayne and Lake Elsinore.

PLAYERS

PERSONAL

Cory Robert Luebke (LEWB-kee)...graduate of Marion Local High School in Maria Stein, OH...attended Ohio State University...signed by Padres' scout Jeff Stewart.

CORY LUEBKE'S CAREER PITCHING RECORD

YR	CLUB	W-L	ERA	G	GS	CG	SHO	SV	IP	H	R	ER	HR	HB	BB	SO	WP	BK	AVG
2007	Eugene (A)	3-0	1.46	8	3	0	0	0	24.2	18	6	4	2	0	2	26	0	0	.194
	Fort Wayne (A)	1-2	3.33	5	5	0	0	0	27.0	29	13	10	2	2	5	30	0	0	.269
	Lake Elsinore (A)	1-1	7.71	2	1	0	0	0	7.0	10	6	6	1	1	1	5	0	0	.357
2008	Fort Wayne (A)	3-3	2.89	10	10	0	0	0	56.0	52	19	18	6	3	9	40	2	0	.265
	Lake Elsinore (A)	3-6	6.84	17	15	0	0	0	72.1	97	61	55	8	0	23	60	2	0	.323
2009	Lake Elsinore (A)	8-2	2.34	14	14	1	0	0	88.1	73	24	23	3	5	17	80	2	1	.227
	San Antonio (AA)	3-2	3.70	9	9	0	0	0	41.1	38	21	17	3	2	15	32	2	0	.241
2010	San Antonio (AA)	5-1	2.40	10	8	1	0	0	56.1	41	18	15	2	2	12	44	2	1	.200
	Portland (AAA)	5-0	2.97	9	9	0	0	0	57.2	42	22	19	6	0	17	44	0	0	.201
	SAN DIEGO	1-1	4.08	4	3	0	0	0	17.2	17	8	8	3	1	6	18	0	0	.246
2011	SAN DIEGO	6-10	3.29	46	17	0	0	0	139.2	105	54	51	12	2	44	154	5	2	.209
2012	SAN DIEGO	3-1	2.61	5	5	0	0	0	31.0	28	10	9	1	0	8	23	0	0	.233
2013	Injured - Did not pitch																		
Major League Totals		10-12	3.25	55	25	0	0	0	188.1	150	72	68	16	3	58	195	5	2	.217
Minor League Totals		32-17	3.49	84	74	2	0	0	430.2	400	190	167	33	15	101	361	10	2	.247

2013 AND CAREER BATTING RECORD

YR	CLUB	AVG	G	AB	R	H	2B	3B	HR	RBI	SH	SF	HP	BB	SO	SB	CS	OBP	SLG
2013	Did not play																		
Major League Totals		.143	56	49	3	7	0	0	0	0	2	0	0	2	27	0	0	.176	.143

CAREER FIELDING

POSITION	PCT.	G	PO	A	E	TC	DP
Pitcher	.940	55	9	38	3	50	2

SINGLE-GAME HIGHS

INNINGS PITCHED.....8.0 IP, April 21, 2012 vs. Philadelphia
 LOW-HIT COMPLETE GAME.....None
 STRIKEOUTS.....9, three times, last September 19, 2011 at Colorado
 MOST HITS ALLOWED10, three times, last September 13, 2011 at San Francisco
 MOST RUNS ALLOWED6, twice, last April 6, 2012 vs. Los Angeles (NL)
 MOST WALKS ALLOWED4, four times, last April 11, 2012 vs. Arizona
 MOST HOME RUNS ALLOWED.....3, July 27, 2011 vs. Arizona
 CAREER WINNING STREAK.....Three games, April 16, 2012 - current
 CAREER 10-STRIKEOUT GAMES.....None
 CAREER HOME RUNS HIT.....None

CAREER TRANSACTIONS

2007.....Signed as a supplemental-round selection (63rd overall) in the First-Year Player Draft.

LUEBKE



CAMERON MAYBIN

OUTFIELDER

24

BATS/THROWS: R/R**OPENING DAY AGE:** 26**BORN:** April 4, 1987 in Asheville, NC**RESIDENCE:** Arden, NC**ACQUIRED:** From MIA in exchange for RHPs Edward Mujica and Ryan Webb: November 13, 2010**CONTRACT STATUS:** Signed through 2016 (club option for 2017)**HEIGHT/WEIGHT:** 6-3/205**SERVICE TIME:** 4.073

CAREER

2013: Played in a just 14 games for the Padres while missing significant time with two injuries.

- Started in center field on Opening Day, April 1 at New York-NL, his fifth career Opening Day start and fifth-straight, third with the Padres.
- Placed on the 15-day DL on April 17 with a right wrist impingement...played in nine rehab games with Triple-A Tucson before being reinstated from the DL on June 6.
- Made four starts from June 6-9 (all in Colorado) before being placed on the 15-day DL again on June 12 with a left knee sprain suffered on June 9.
- Underwent arthroscopic surgery on his right wrist on September 6.

2012: Played in a career-high 147 games, making 136 starts, for the Padres, all in center field...also set a career-high with 45 RBI and tied a career-high with 44 walks.

- Hit safely in 25 of 29 games with an at-bat from August 19-25, batting .387 (43-for-111) over that stretch.
- Hit a home run on July 2 at ARI that was estimated at 485 feet by ESPN Stats & Information, the third-longest in MLB in 2012 according to ESPN Stats & Info and longest ever by a visitor at Chase Field.

2011: Unanimously selected as the Padres' Most Valuable Player by the San Diego Chapter of the BBWAA in his first year with the club.

- Established career highs in nearly every offensive category, including games, runs, hits, doubles, triples, home runs, RBI and stolen bases.
- Started 132 games total, all in center, and posted the second-best zone rating (.901) among all qualifying NL center fielders.
- Led the team in runs, triples, stolen bases and multi-hit games (career-high 37)...tied for the club lead in hits (also Jason Bartlett), ranked second in games and doubles, and tied for second in home runs.
- Tied for fourth in the Majors with 40 stolen bases...successful in 21 consecutive attempts from May 19-August 8...stole a base in a franchise-record six consecutive games from July 19-24.
- Tallied 37 infield hits, ranking sixth in the Majors and second on the Padres all-time single-season list (Eric Owens, 40 in 2000).
- Missed time during one stint on the DL from June 1-13 with right knee inflammation.
- Recorded three four-hit games, including back-to-back efforts May 11 at MIL and May 13 at COL...third Padre ever to have consecutive four-hit games.

2010: Spent the majority of the season with FLA, also seeing time with the Marlins' Triple-A affiliate in New Orleans and Rookie-level GCL Marlins.

- Missed almost the entire month of July with a left shoulder sprain...placed on the DL July 2 and was reinstated July 27...played three games with the GCL Marlins as part of a rehab assignment.
- Recalled by FLA August 24, finishing the season in the Majors.

2009: In his fourth professional season, made his first Opening Day roster...split his season between FLA and Triple-A New Orleans.

- Optioned to Triple-A May 10 and was recalled August 31, finishing the season with the Marlins.
- Finished the season hitting .293 (27-for-92) with eight doubles, one triple, three home runs and 10 RBI in 28 games (24 starts) after being recalled.

2008: Spent the majority of the season at Double-A Carolina before being recalled by FLA on September 2 and appearing in eight Major League games.

- In his first start with the Marlins, recorded four hits on September 18 vs. HOU...became the third Marlin to record four hits in their first start with the club, joining Jeff Conine and Carlos Delgado.
- Tallied four hits a day later on September 19, becoming the second rookie in 20 years to tally back-to-back four-hit games (Todd Helton, 1998)...also reached base in 10 consecutive plate appearances, tying a club record.
- With Carolina, was named to the Southern League All-Star team.

QUICK HIT

- His cousin, Rashad McCants, was an NBA player and first-round pick by the Minnesota Timberwolves out of the University of North Carolina in 2005.

- **First MLB Hit:** August 18, 2007 at New York-AL, single off of Roger Clemens

- **First MLB Home Run:** August 18, 2007 at New York-AL, off of Roger Clemens

2007: Spent the majority of his season in the Tigers minor league system, before having his contract purchased on August 17 to make big league debut.

- Made his Major League debut on August 17 at NYY, starting in left field...at 20 years old, he was the youngest player to play for the Tigers since Alan Trammell debuted at 19 years old in 1977.
- First Major League hit and home run came August 18 at NYY off Roger Clemens...singled in the third inning and belted a solo homer in the fifth.
- Earned a spot on the U.S. Team for the Futures Game at AT&T Park while with Single-A Lakeland...did not play due to injury.
- Named a Topps Single-A All-Star following the season.

2006: Named the Tigers' Minor League Player of the Year in his first professional season.

- Spent the entire year at Single-A West Michigan...earned a spot on the Midwest League's Postseason All-Star team.
- Named the league's most exciting player, best base runner and fastest base runner by *Baseball America*...also named best hitter for average, fastest base runner, best athlete and best defensive outfielder in the Tigers' organization by the publication.
- Earned a spot on the U.S. Team for the Futures Game at PNC Park.

PERSONAL

Cameron Keith Maybin...has two sons, Trenton and Maxwell...North Carolina Gatorade High School Player of the Year in both his junior and senior seasons (2004-05) at T.C. Roberson High School...named first-team High School All-American by *Baseball America* his senior year after establishing a state record with his .662 average (47-for-71)...originally signed by Tigers' scout Bill Buck.

CAMERON MAYBIN'S CAREER BATTING RECORD

YR	CLUB	AVG	G	AB	R	H	2B	3B	HR	RBI	SH	SF	HP	BB	SO	SB	CS	OBP	SLG	E
2006	W. Michigan (A)	.304	101	385	59	117	20	6	9	69	0	5	5	50	116	27	7	.387	.457	1
2007	Lakeland (A)	.304	83	296	58	90	14	5	10	44	1	6	4	43	83	25	6	.393	.486	6
	GCL Tigers (R)	.571	2	7	1	4	0	0	0	1	0	0	0	2	2	0	0	.667	.571	0
	Erie (AA)	.400	6	20	9	8	1	0	4	8	0	0	0	6	6	0	0	.538	1.050	0
	DETROIT	.143	24	49	8	7	3	0	1	2	0	0	1	3	21	5	0	.208	.265	0
2008	Carolina (AA)	.277	108	390	73	108	15	8	13	49	3	3	3	60	124	21	7	.375	.456	4
	FLORIDA	.500	8	32	9	16	2	0	0	2	1	0	0	3	8	4	0	.543	.563	0
2009	FLORIDA	.250	54	176	30	44	12	2	4	13	4	1	1	17	51	1	3	.318	.409	1
	New Orleans (AAA)	.319	82	298	44	95	18	8	3	39	2	2	3	38	58	8	2	.399	.463	5
2010	FLORIDA	.234	82	291	46	68	7	3	8	28	1	1	5	24	92	9	2	.302	.361	4
	New Orleans (AAA)	.338	33	130	21	44	6	2	4	23	2	0	2	13	24	5	1	.407	.508	1
	GCL Marlins (R)	.364	3	11	4	4	1	0	1	5	0	0	1	2	1	0	0	.500	.727	0
2011	SAN DIEGO	.264	137	516	82	136	24	8	9	40	4	2	2	44	125	40	8	.323	.393	5
	Tucson (AAA)@	.200	3	10	1	2	1	0	0	1	0	0	0	1	2	1	0	.273	.300	0
2012	SAN DIEGO	.243	147	507	67	123	20	5	8	45	3	3	4	44	110	26	7	.306	.349	3
2013	SAN DIEGO	.157	14	51	7	8	1	0	1	5	1	0	1	4	9	4	1	.232	.235	0
	Tucson (AAA)@	.261	15	46	7	12	1	0	4	5	0	0	0	10	9	1	1	.393	.543	0
Major League Totals		.248	466	1622	249	402	69	18	31	135	14	7	14	139	416	89	21	.311	.370	13
Minor League Totals		.304	436	1593	277	484	77	29	48	244	8	16	18	225	425	88	24	.393	.479	17

*Led league +Tied for league lead @Rehab assignment

CAREER FIELDING

POSITION	PCT.	G	PO	A	E	TC	DP
Outfield	.988	447	1099	11	13	1123	5

SINGLE-GAME HIGHS

HITTING STREAK.....	10 games, July 14-24, 2011
HITS	4, eight times, last August 21, 2012 vs. Pittsburgh
DOUBLES	2, six times, last September 11, 2011 at Arizona
RBI	3, eight times, last August 19, 2012 vs. San Francisco
RUNS SCORED	3, seven times, last September 10, 2012 vs. St. Louis
WALKS	2, 17 times, last August 10, 2012 at Pittsburgh
STRIKEOUTS	4, September 20, 2008 vs. Philadelphia
STOLEN BASES	3, April 8, 2011 vs. Los Angeles Dodgers

HOME RUNS

CAREER MULTI-HOME RUN GAMES (1)...	May 13, 2011 at Colorado
CAREER GRAND SLAMS	None
CAREER PINCH-HIT	None
CAREER LEAD-OFF (1)	August 27, 2010 at Atlanta (Tommy Hanson)
CAREER INSIDE-THE-PARK (1)	May 31, 2010 vs. Milwaukee (Marco Estrada)

CAREER TRANSACTIONS

2005.....	Signed by the Detroit Tigers as a first-round selection (10th overall) in the First-Year Player Draft.
2007.....	Acquired by the Florida Marlins along with Andrew Miller, Eulogio De La Cruz, Burke Badenhop, Dallas Trahern and Mike Rabelo in exchange for Dontrelle Willis and Miguel Cabrera, December 5.
2010.....	Acquired by the San Diego Padres in exchange for Ryan Webb and Edward Mujica, November 13.



PLAYERS



TOMMY MEDICA

INFIELDER

54

BATS/THROWS: R/R

OPENING DAY AGE: 25

BORN: April 9, 1988 in San Jose, CA

RESIDENCE: San Jose, CA

ACQUIRED: Signed as a 14th-round selection in the 2010 First-Year Player Draft

CONTRACT STATUS: Signed through 2014

HEIGHT/WEIGHT: 6-3/203

SERVICE TIME: 0.020

CAREER

2013: Saw his first Big League action, playing in 19 games with the Padres in September.

- Selected from Double-A San Antonio on September 10 and made his Major League debut with a start at first base the following day at Philadelphia.
- In his second at-bat, hit a solo home run in the fifth inning for his first career hit off of Phillies' Cliff Lee...was one of three Padres to homer for his first career hit in 2013, joining Jaff Decker on August 12 at Colorado and Chris Robinson on September 25 vs. Arizona.
- Became the first Padre to hit a home run in his first Major League game since catcher Eddy Rodriguez did so on August 12, 2012 at Cincinnati.
- On September 12 at Philadelphia, hit a double for his first hit of the game off of Roy Halladay, becoming the first player in the Majors to record two extra-base hits off former Cy Young Award winners for his first two career hits since Jason McDonald did so for Oakland in 1997 (June 5-6, 1997 off of Pat Hentgen and Roger Clemens, both doubles).
- Began his career by reaching base safely in his first seven games, the third-longest streak in franchise history and the longest since Anthony Rizzo also reached base safely in his first seven career games in 2011...was the first Padre to have a hit in each of his first five big league games since Freddy Guzman did so in 2004.
- Led the Texas League champion San Antonio Missions with 18 home runs and ranked second with a .296 average.

QUICK HIT

- While at Santa Clara University, won the West Coast Conference batting title in 2007 hitting .373.

- First MLB Hit and Home Run: September 11, 2013, solo homer off of Cliff Lee.

2012: Spent the entire season with Class-A Lake Elsinore, but played in just 93 games due to injuries.

- Named to the California League postseason All-Star team.

2011: Played in 92 games, ending the season with Class-A Lake Elsinore.

2010: Batted just .176 in 34 games in his first professional season at Short-A Eugene.

PERSONAL

Thomas Anthony Medica (med-eh-KUH)...a graduate of Bellarmine Prep High School (CA) where he led the Bells to a CCS title as a senior and was named the West Catholic Athletic League MVP...attended Santa Clara (CA) University...at Santa Clara, was 2007-08 First-Team All-West Coast Conference and a 2007 Collegiate Baseball Louisville Slugger All-American...a member of the USA National Team for the 2007 Pan-American Games and named All-Cape Cod League in 2008...originally signed by Padres' scout Noah Jackson.

TOMMY MEDICA'S CAREER BATTING RECORD

YR	CLUB	AVG	G	AB	R	H	2B	3B	HR	RBI	SH	SF	HP	BB	SO	SB	CS	OBP	SLG	E
2010	Eugene (A)	.176	34	102	7	18	4	0	0	9	2	4	5	18	18	0	2	.318	.216	0
2011	AZL Padres (R)	.391	6	23	8	9	2	0	1	6	0	1	0	4	3	0	0	.464	.609	0
	Fort Wayne (A)	.268	44	142	22	38	19	0	3	21	1	0	5	17	33	0	1	.366	.465	1
	Lake Elsinore (A)	.302	42	139	21	42	10	0	6	17	0	1	10	25	32	0	1	.440	.504	0
2012	Lake Elsinore (A)	.330	93	355	65	117	37	5	19	87	0	3	7	41	86	1	1	.406	.623	4
2013	San Antonio (AA)	.296	76	280	48	83	20	3	18	57	0	4	8	28	67	4	2	.372	.582	2
	Peoria (R)	.294	5	17	6	5	2	0	2	8	0	0	0	1	7	0	0	.333	.765	1
	SAN DIEGO	.290	19	69	9	20	2	0	3	10	0	0	0	10	23	0	0	.380	.449	0
	Major League Totals	.290	19	69	9	20	2	0	3	10	0	0	0	10	23	0	0	.380	.449	0
	Minor League Totals	.295	300	1058	177	312	94	8	49	205	3	13	35	134	246	5	7	.388	.538	8

*Led league +Tied for league lead @Rehab assignment

CAREER FIELDING

POSITION	PCT.	G	PO	A	E	TC	DP
First Base	1.000	19	153	13	0	166	6

SINGLE-GAME HIGHS

HITTING STREAK.....5 games, September 11-15, 2013
 HITS3, September 28, 2013 at San Francisco
 DOUBLES1, two times, last September 29, 2013 at San Francisco
 RBI.....1, 10 times, last September 29, 2013 at San Francisco
 RUNS SCORED.....2, two times, last September 25, 2013 vs. Arizona
 WALKS1, 10 times, last September 28, 2013 at San Francisco
 STRIKEOUTS.....3, September 24, 2013 vs. Arizona

HOME RUNS

CAREER MULTI-HOME RUN GAMESNone
 CAREER GRAND SLAMSNone
 CAREER PINCH-HITNone

CAREER TRANSACTIONS

2010.....Signed by the San Diego Padres as a 14th-round selection in the First-Year Player Draft.

PADRES MONTH-BY-MONTH RECORDS

	1969	1970	1971	1972	1973	1974	1975	1976	1977	1978
April	9-14	7-14	5-16	5-11	7-15	10-14	11-10	9-10	8-15	7-12
May	11-16	15-17	10-20	11-15	10-18	8-22	13-14	15-11	16-13	14-14
June	7-22	9-16	13-16	8-18	8-19	17-11	12-17	15-15	8-18	16-13
July	7-19	9-17	10-19	12-15	10-18	9-16	14-15	10-20	13-16	17-13
August	5-22	10-18	13-14	10-19	13-15	6-20	11-19	14-14	14-14	16-13
September	11-17	13-16	10-15	11-15	11-17	9-18	10-16	8-18	9-16	13-13
October	2-0	0-1	-	1-2	1-0	1-1	-	2-1	1-1	1-0
Totals	52-110	63-99	61-100	58-95	60-102	60-102	71-91	73-89	69-93	84-78
	1979	1980	1981	1982	1983	1984	1985	1986	1987	1988
April	9-14	7-11	6-14	13-6	10-12	15-8	10-9	12-9	6-17	9-12
May	15-15	16-13	13-15	12-15	11-13	10-13	17-9	12-14	6-22	9-20
June	11-17	10-18	4-4	17-11	17-12	19-10	17-13	14-14	15-12	16-13
July	14-13	11-15	-	13-16	13-15	19-11	10-16	12-14	11-14	14-12
August	8-19	11-19	5-17	13-17	15-17	15-14	14-13	11-19	16-12	17-10
September	11-15	16-11	10-18	12-14	14-11	14-14	12-16	11-16	10-17	16-11
October	-	2-2	3-1	1-2	1-1	-	3-3	2-2	1-3	2-0
Totals	68-93	73-89	41-69	81-81	81-81	92-70	83-79	74-88	65-97	83-78
	1989	1990	1991	1992	1993	1994	1995	1996	1997	1998
March	-	-	-	-	-	-	-	-	-	1-0
April	14-12	9-10	11-10	12-11	10-12	7-17	4-1	17-10	9-15	18-7
May	15-13	15-12	13-15	16-11	10-18	11-17	10-18	17-10	13-15	16-14
June	10-16	11-15	14-14	13-14	9-19	13-14	16-10	9-19	14-15	18-9
July	12-13	10-19	10-14	15-12	11-16	10-18	11-17	15-12	16-11	18-8
August	18-11	15-13	15-14	13-13	12-15	6-4	15-13	18-10	13-17	18-11
September	19-8	14-16	17-10	11-16	8-19	-	14-14	15-10	11-13	9-15
October	1-0	1-2	4-1	2-3	1-2	-	0-1	-	-	-
Totals	89-73	75-87	84-78	82-80	61-101	47-70	70-74	91-71	76-86	98-64
	1999	2000	2001	2002	2003	2004	2005	2006	2007	2008
March	-	-	-	-	0-1	-	-	-	-	1-0
April	9-13	11-14	10-15	14-12	10-16	15-9	11-13	9-15	13-13	10-17
May	10-17	13-14	17-11	11-18	6-23	13-14	22-6	19-10	18-9	12-17
June	18-9	11-15	10-18	9-18	12-15	13-13	10-17	14-12	15-11	10-17
July	12-15	12-15	14-11	11-14	14-12	17-10	8-18	13-13	10-16	9-16
August	12-18	18-11	16-13	13-15	13-15	13-14	15-12	13-15	18-11	11-16
September	12-14	10-17	10-11	9-19	9-16	15-13	15-13	19-9	15-13	10-16
October	1-2	1-0	2-4	-	-	1-2	1-1	1-0	0-1	-
Totals	74-88	76-86	79-83	66-96	64-98	87-75	82-80	88-74	89-74	63-99
	2009	2010	2011	2012	2013	Totals				
March	-	-	1-0	-	-	3-1				
April	11-11	15-8	9-17	7-12	10-16	450-554				
May	14-14	16-12	14-14	10-18	15-13	590-662				
June	9-17	15-12	13-14	12-15	15-13	566-650				
July	8-20	14-10	10-17	15-11	10-17	533-649				
August	15-14	16-13	13-15	18-10	10-16	594-654				
September	17-9	12-16	11-14	13-13	16-11	541-629				
October	1-2	2-1	-	1-2	-	44-44				
Totals	75-87	90-72	71-91	76-86	76-86	3321-3843				

Bold-denotes most wins in a month



PLAYERS



XAVIER NADY

INFIELDER/OUTFIELDER

21

BATS/THROWS: R/R

OPENING DAY AGE: 35

BORN: November 14, 1978 in Carmel, CA

RESIDENCE: San Diego, CA

ACQUIRED: Signed as a minor league free agent: January 21, 2014

CONTRACT STATUS: Signed through 2014

HEIGHT/WEIGHT: 6-2/215

SERVICE TIME: 9.037

NON-ROSTER INVITEE

CAREER

2013: Played at the Triple-A level in the Royals and Rockies organizations.

- Batted a combined .296 with 15 home runs for Omaha and Colorado Springs.

2012: Saw big league time with both the Washington Nationals and San Francisco Giants, appearing in the NLDS for the Giants.

- Appeared in four postseason games for the Giants and went 0-for-5 with a walk and three strikeouts.

2011: Appeared in 82 games for the Arizona Diamondbacks.

2010: Bounced back from Tommy John surgery to play in 119 games for the Chicago Cubs.

2009: Limited to just 7 games for the Yankees before undergoing his second Tommy John surgery.

2008: Posted his best overall offensive season opening the year with the Pirates before being acquired by the Yankees in July.

- Established career highs in runs, hits, doubles, home runs, RBI and walks while batting a combined .305 for the Pirates and Yankees.
- Led the National League with 26 RBI in April, one shy of Willie Stargett's Pirates record set in April 1971.

2007: Spent the entire season with Pittsburgh posting a career-best 20 home runs.

- Hit a game-tying two-out home run in the ninth off the Astros' closer Brad Lidge on Opening Day at Minute Maid Park on April 2...the Pirates went on to win, 4-2, in 10 innings.

2006: Began the year with the New York Mets before a deadline deal brought him to Pittsburgh.

2005: In his first full year in the Majors, played in 124 games for the Padres, his final season in San Diego.

2004: Spent a majority of the season with Portland, also playing 34 games with the Padres.

2003: Opened the season with the Padres and played in 110 games while also spending time with Triple-A Portland.

- Led all National League rookies with 12 outfield assists, tied for fourth-most in the league.

2002: Began season with Class-A Lake Elsinore before promotion to Triple-A Portland where he played 85 games.

2001: Played his second professional season at Class-A Lake Elsinore and was California League MVP.

- Named Padres' Minor League Player of the Year and Rookie of the Year at Lake Elsinore...also named California League MVP and Rookie of the Year.
- Underwent Tommy John surgery on right elbow on September 29.

2000: Professional debut comes in the Major Leagues.

- Joined the Padres on September 17, 2000, becoming the 20th player to go directly to the Majors since the draft was instituted in 1965...single in his only at bat for his first big league hit on September 30 vs. the Dodgers' Onan Masaoka.

QUICK HIT

- **Padres Minor League Player of the Year in 2001**
- **His .729 career slugging pct. at Cal was the highest in Pac-10 history, besting Mark McGwire (.718 for USC).**
- **First MLB Hit:** September 30, 2000 vs. Los Angeles-NL, single off Onan Masaoka
- **First MLB Home Run:** April 2, 2003 vs. San Francisco, off of Damian Moss

PERSONAL

Xavier Clifford Nady, VI...he and his wife, Meredith, have two sons, Xavier VII and Brayden...graduated from Salinas (CA) High School where he was named California Player of the Year after batting .619 with 12 home runs his senior season... selected by the St. Louis Cardinals in the fourth round of the 1997 Draft but did not sign...hit 17 home runs for the US National Team in 1999, just 3 shy of Tino Martinez' 1988 Team USA single-season record...played collegiately at the University of California where he was a three-time All-Pac-10 selection, a two-time All-American and two-time member of the USA National Team...left Cal holding records with 57 home runs, 191 RBI and 479 total bases...his .729 career collegiate slugging pct. was the highest in Pac-10 history, topping Mark McGwire's .718 mark at USC from 1982-84...his father, Xavier, played football at Colorado and his cousin, Scott, played football at Cal.

XAVIER NADY'S CAREER BATTING RECORD

YR	CLUB	AVG	G	AB	R	H	2B	3B	HR	RBI	SH	SF	HP	BB	SO	SB	CS	OBP	SLG	E
2000	SAN DIEGO	1.000	1	1	1	1	0	0	0	0	0	0	0	0	0	0	0	1.000	1.000	0
2001	L. Elsinore (A)	.302	137	524	96	158	38	1	26	100	0	8	10	62	109	6	0	.381	.527	10
2002	L. Elsinore (A)	.278	45	169	41	47	6	3	13	37	0	1	1	28	40	2	0	.382	.580	0
	Portland (AAA)	.283	85	315	46	89	12	1	10	43	0	2	3	20	60	0	1	.329	.422	2
2003	SAN DIEGO	.267	110	371	50	99	17	1	9	39	2	1	6	24	74	6	2	.321	.391	6
	Portland (AAA)	.265	37	136	19	36	7	0	7	23	0	2	2	12	28	0	0	.329	.471	3
2004	Portland (AAA)	.330	74	291	52	96	19	1	22	70	0	0	7	22	42	3	0	.391	.629	4
	SAN DIEGO	.247	34	77	7	19	4	0	3	9	1	0	1	5	13	0	0	.301	.416	2
2005	SAN DIEGO	.261	124	326	40	85	15	2	13	43	1	0	7	22	67	2	1	.321	.439	6
2006	NEW YORK-NL	.264	75	265	37	70	15	1	14	40	1	1	6	19	51	2	1	.326	.487	0
	Norfolk (AAA)@	.364	3	11	2	4	1	0	0	3	0	0	0	1	3	0	0	.417	.455	4
	PITTSBURGH	.300	55	203	20	61	13	0	3	23	1	0	5	11	34	1	2	.352	.409	2
2007	PITTSBURGH	.278	125	431	55	120	23	1	20	72	0	4	12	23	101	3	1	.330	.476	1
2008	PITTSBURGH	.330	89	327	50	108	26	1	13	57	0	3	5	25	55	1	0	.383	.535	2
	NEW YORK-AL	.268	59	228	26	61	11	0	12	40	0	1	4	14	48	1	1	.320	.474	2
2009	NEW YORK-AL	.286	7	28	4	8	4	0	0	2	0	0	0	1	6	0	0	.310	.429	0
	Scranton-WB (AAA)@	.200	2	5	0	1	1	0	0	0	0	0	0	1	1	0	0	.333	.400	0
2010	CHICAGO-NL	.256	119	317	33	81	13	0	6	33	1	4	8	17	85	0	0	.306	.353	3
2011	ARIZONA	.248	82	206	26	51	11	0	4	35	0	4	3	10	46	2	0	.287	.359	3
2012	WASHINGTON	.157	40	102	6	16	3	0	3	6	0	0	0	7	24	1	0	.211	.275	1
	Potomac (A)@	.158	12	38	2	6	1	0	0	1	0	0	0	3	9	0	0	.220	.184	0
	Fresno (AAA)	.270	25	89	13	24	5	0	6	18	0	0	3	7	20	0	0	.343	.528	1
	SAN FRANCISCO	.240	19	50	6	12	3	1	1	7	0	0	1	6	13	0	0	.333	.400	0
2013	Omaha (AAA)	.309	71	256	44	79	12	0	11	43	1	2	4	27	51	1	0	.381	.484	0
	Colo. Springs (AAA)	.278	53	187	25	52	14	0	4	22	0	2	2	14	40	3	0	.332	.417	1
Major League Totals		.270	939	2932	361	792	158	7	101	406	7	18	58	184	617	19	8	.324	.432	31
Minor League Totals		.293	544	2021	340	592	116	6	99	360	1	17	32	197	403	15	1	.362	.503	21

*Led league +Tied for league lead @Rehab assignment

DIVISION SERIES RECORD

YR	CLUB	AVG	G	AB	R	H	2B	3B	HR	RBI	SH	SF	HP	BB	SO	SB	CS	OBP	SLG
2005	SD vs. STL	.333	2	3	0	1	0	0	0	2	0	0	2	0	1	0	0	.600	.333
2012	SF vs. CIN	.000	4	5	0	0	0	0	0	0	0	0	0	1	3	0	0	.167	.000
Division Series Totals		.125	6	8	0	1	0	0	0	2	0	0	2	1	4	0	0	.364	.125

CAREER FIELDING

POSITION	PCT.	G	PO	A	E	TC	DP
Third Base	1.000	3	0	6	0	6	0
Outfield	.981	632	1043	40	21	1104	7

SINGLE-GAME HIGHS

HITTING STREAK.....14 games, April 12-26, 2008
 HITS.....4, nine times, last June 1, 2010 at Pittsburgh
 DOUBLES.....3, August 4, 2006 at Chicago Cubs
 RBI.....6, August 3, 2008 vs. Los Angeles Angels
 RUNS SCORED.....4, three times, last September 26, 2008 at Boston
 WALKS.....3, two times, last May 5, 2006 vs. Atlanta
 STRIKEOUTS.....4, two times, last June 15, 2011 vs. San Francisco

HOME RUNS

CAREER MULTI-HOME RUN GAMES (5)...last July 2, 2008 at Cincinnati
 CAREER GRAND SLAMS (1).....August 20, 2005 at Atlanta (Joey Devine)
 CAREER PINCH-HIT (3).....last May 26, 2010 vs. Los Angeles Dodgers (Chad Billingsley)

CAREER TRANSACTIONS

1997.....Selected by the St. Louis Cardinals in the fourth round of the First-Year Player Draft (did not sign).
 2000.....Signed by the San Diego Padres as a second-round selection in the First-Year Player Draft.
 2005.....Acquired by the New York Mets in exchange for OF Mike Cameron, November 18.
 2006.....Acquired by the Pittsburgh Pirates in exchange for RHP Roberto Hernandez and LHP Oliver Perez, July 31.
 2008.....Acquired by the New York Yankees with LHP Damaso Marte in exchange for OF Jose Tabata, RHP Jeff Karstens, RHP Dan McCutchen and RHP Ross Ohlendorf, July 26
 2010.....Signed by the Chicago Cubs as a minor league free agent, January 29
 Signed by the Arizona Diamondbacks as a Major League free agent, December 16
 2012.....Signed by the Washington Nationals as a minor league free agent, March 17
 Signed by the San Francisco Giants as a minor league free agent, August 3
 Signed by the Kansas City Royals as a minor league free agent, December 18
 2013.....Signed by the Colorado Rockies as a minor league free agent, June 30
 2014.....Signed by the San Diego Padres as a minor league free agent, January 21



PLAYERS



RICO NOEL

OUTFIELDER

68

BATS/THROWS: R/R
OPENING DAY AGE: 25
BORN: January 11, 1989 in Lawton, OK
RESIDENCE: Lawton, OK
ACQUIRED: Signed as a fifth-round selection in the 2010 First-Year Player Draft
CONTRACT STATUS: Signed through 2014

HEIGHT/WEIGHT: 5-8/170
SERVICE TIME: 0.000

NON-ROSTER INVITEE

CAREER

2013: Played exclusively at Double-A San Antonio, batting .266 with league-leading 59 stolen bases in helping the Missions to the Texas League title.

- Paced the Texas League with 59 stolen bases, 29 more than any other player...also finished tied for fourth in the league with 74 runs scored.
- Named to the Texas League mid-season All-Star team.

2012: Spent the entire season at High-A Lake Elsinore and stole 90 bases while batting .270.

- Stole 90 bases in 113 attempts, finishing second in the California League in steals to Billy Hamilton (104)...his 90 steals were the third-most in all of minor league baseball and set a Lake Elsinore record, surpassing Alfredo Amezaga's 73 in 2000.
- For the second consecutive season, rated as the best defensive outfielder in the Padres organization by *Baseball America* prior to the season.

2011: Stole a combined 62 bases in 67 attempts playing for Class-A Fort Wayne and High-A Lake Elsinore.

- Despite spending the first month and a half with Lake Elsinore, ended up swiping 50 bases in 54 attempts in 94 games at Fort Wayne, finishing third in the league in stolen bases.
- Rated as the best defensive outfielder in the Padres organization by *Baseball America* prior to the season.
- Named the Padres' minor league Defensive Player of the Year.

2010: Began his professional career with Short-A Eugene, playing 32 games before a short 12-game stint at Class-A Fort Wayne.

PERSONAL

Jablonski (Rico) Noel...originally signed by Padres' scout Adam Bourassa.

RICO NOEL'S CAREER BATTING RECORD

YR	CLUB	AVG	G	AB	R	H	2B	3B	HR	RBI	SH	SF	HP	BB	SO	SB	CS	OBP	SLG	E
2010	Eugene (A)	.277	32	112	22	31	2	2	1	15	1	0	4	25	24	14	3	.426	.357	3
	Fort Wayne (A)	.136	12	44	3	6	0	1	0	7	0	0	3	5	8	3	0	.269	.182	0
2011	Lake Elsinore (A)	.210	32	100	19	21	2	2	0	6	1	0	2	13	19	12	1	.313	.270	3
	Fort Wayne (A)	.253	94	375	70	95	20	3	3	40	9	1	16	37	75	50	4	.345	.347	2
2012	Lake Elsinore (A)	.270	134	514	79	139	14	2	0	30	8	1	8	62	151	90	23	.357	.305	7
2013	San Antonio (AA)	.266	131	496	74	132	23	5	0	41	10	5	13	52	119	59*	19	.348	.331	9
Minor League Totals		.258	435	1641	267	424	61	15	4	139	29	7	46	194	396	228	50	.352	.321	24

*Led league +Tied for league lead @Rehab assignment

CAREER TRANSACTIONS

2010.....Signed by the San Diego Padres as a fifth-round selection in the First-Year Player Draft.



DENNIS O'GRADY

RIGHT-HANDED PITCHER

76

O'GRADY

BATS/THROWS: R/R
OPENING DAY AGE: 24

BORN: May 17, 1989 in Floral Park, NY
RESIDENCE: Floral Park, NY

ACQUIRED: Signed as a 34th-round selection in the 2011 First-Year Player Draft
CONTRACT STATUS: Signed through 2014

HEIGHT/WEIGHT: 5-9/204
SERVICE TIME: 0.000

NON-ROSTER INVITEE

CAREER

2013: Spent his entire third professional season with High-A Lake Elsinore and went 3-7 with a 3.86 ERA in 54 relief outings.

- Developed into the Storm's closer in the second half of the year, saving 10 of 11 opportunities and posting a 2.76 ERA in 28 appearances following the All-Star break.
- Pitched well in his home ballpark, accumulating a 1.88 ERA (8 ER, 38.1 IP) over 27 games.
- Following the regular season, made eight relief appearances with Peoria in the Arizona Fall League...did not allow a run over 9.1 innings, giving up nine hits, walking three and striking out eight.

QUICK HIT

- While at Archbishop Molloy High in Queens, NY, was basketball teammates with University of Louisville star guard Russ Smith.

2012: Spent the entire season as a reliever, opening the campaign with High-A Lake Elsinore before also making 24 appearances for Class-A Fort Wayne.

2011: In his first professional season, made a pair of outings with the Rookie-Level Arizona Padres before starting 10 games for Class-A Fort Wayne.

PERSONAL

Dennis Patrick O'Grady...graduated from Archbishop Molloy High School in Queens, NY...was basketball teammates at Archbishop Molloy with University of Louisville standout guard Russ Smith...attended Duke University where he played for four years on the Blue Devils baseball team and was named All-ACC as a senior in 2011...signed by Padres' scout Adam Bourassa.

DENNIS O'GRADY'S CAREER PITCHING RECORD

YR	CLUB	W-L	ERA	G	GS	CG	SHO	SV	IP	H	R	ER	HR	HB	BB	SO	WP	BK	AVG
2011	AZL Padres (R)	0-0	6.43	2	1	0	0	0	7.0	10	5	5	1	1	0	4	0	0	.323
	Fort Wayne (A)	4-2	4.53	10	10	0	0	0	51.2	55	30	26	2	0	22	43	8	0	.267
2012	Lake Elsinore (A)	3-1	3.38	19	0	0	0	0	26.2	23	14	10	2	2	13	31	2	0	.277
	Fort Wayne (A)	4-1	4.73	24	0	0	0	0	51.1	54	32	27	4	1	23	49	5	1	.232
2013	Lake Elsinore (A)	3-7	3.86	54	0	0	0	10	70.0	70	35	30	4	2	29	69	10	1	.258
Minor League Totals		14-11	4.27	109	11	0	0	10	206.2	212	116	98	13	6	87	196	25	2	.264

*Led league +Tied for league lead @Rehab assignment

CAREER TRANSACTIONS

2011.....Signed by the San Diego Padres as a 34th-round selection in the First-Year Player Draft.



PLAYERS



JUAN ORAMAS

LEFT-HANDED PITCHER

60

BATS/THROWS: L/L **HEIGHT/WEIGHT:** 5-10/211
OPENING DAY AGE: 23 **SERVICE TIME:** 0.000
BORN: May 11, 1990 in Villa Hermosa, MEXICO
RESIDENCE: Villa Hermosa, MEXICO
ACQUIRED: Signed as a non-drafted free agent: November 26, 2006
CONTRACT STATUS: Signed through 2014

CAREER

2013: Returned in June after recovering from Tommy John surgery and proved to be a major piece of Class-AA San Antonio's run to the Texas League title.

- Returned in June after rehabbing from Tommy John surgery, making two starts for the Rookie-Level Padres in Arizona before a promotion to San Antonio...made 12 starts down the stretch for the Missions.
- Started a pair of games in the Texas League playoffs and went 1-0, not allowing a run on five hits in 12.0 innings, walking three with 12 strikeouts.
- Carried success into the offseason, recording a 6-1 record with a 2.77 ERA (12 ER, 39.0 IP) in eight starts for Hermosillo in the Mexican Winter League.
- Added to the Padres' 40-man roster on November 20.

2012: Pitched in just 8 games with Class-AA San Antonio before undergoing Tommy John surgery on his left elbow.

- Following campaign was non tendered and signed by the Padres as a minor league free agent.

2011: Spent nearly all of his season with San Antonio before making one start at Triple-A Tucson.

- Was selected to the Padres' 40-man roster following the season.

2010: Pitched for the first time in the United States, opening the year with five relief outings for Single-A Fort Wayne before making 24 appearances, 21 starts, with Single-A Lake Elsinore.

2009: Pitched for the Mexico City Red Devils in the Mexican Summer League.

2008: Spent his second full season with the Dominican Padres, compiling a 1.02 ERA in 19 outings, five starts, and allowed just 23 hits over 53.0 innings with 70 strikeouts.

2007: Made his professional debut making 16 appearances, five starts, for the Dominican Padres.

PERSONAL

Juan Pablo Oramas...originally signed by Padres' scout Robert Rowley.

JUAN ORAMAS' CAREER PITCHING RECORD

YR	CLUB	W-L	ERA	G	GS	CG	SHO	SV	IP	H	R	ER	HR	HB	BB	SO	WP	BK	AVG
2007	DSL Padres (R)	2-3	3.81	16	5	0	0	0	54.1	39	25	23	1	4	20	63	4	3	.196
2008	DSL Padres (R)	3-2	1.02	19	5	0	0	3	53.0	23	12	6	0	2	24	70	6	4	.125
2009	Diablos Rojos	9-1	2.31	25	14	0	0	0	89.2	72	24	23	4	2	44	89	3	0	.219
2010	Fort Wayne (A)	0-1	1.20	5	0	0	0	0	15.0	9	2	2	0	0	3	25	0	0	.176
	Lake Elsinore (A)	7-3	3.00	24	21	0	0	0	84.0	64	34	28	10	5	26	90	2	0	.209
2011	San Antonio (AA)	10-5	3.10	19	18	0	0	0	104.2	99	39	36	10	4	28	102	9	0	.249
	Tucson (AAA)	0-1	14.73	1	1	0	0	0	3.2	7	7	6	3	1	1	4	1	0	.389
2012	San Antonio (AA)	3-4	6.37	8	8	0	0	0	35.1	39	28	25	5	2	16	33	3	0	.267
2013	AZL Padres (R)	0-0	1.29	2	2	0	0	0	7.0	6	1	1	0	0	2	15	3	0	.214
	San Antonio (AA)	3-2	3.07	12	12	0	0	0	55.2	52	22	19	4	3	16	64	2	0	.249
Minor League Totals		25-19	3.24	92	58	0	0	3	350.0	280	147	126	29	18	118	387	25	7	.220
Mexican League Totals		9-1	2.31	25	14	0	0	0	89.2	72	24	23	4	2	44	89	3	0	.219

*Led league +Tied for league lead @Rehab assignment

CAREER TRANSACTIONS

2006.....Signed by the San Diego Padres as a non-drafted free agent, November 26.

2012.....Signed by the San Diego Padres as a minor league free agent, December 10



JACE PETERSON

INFILDER

74

PETERSON

BATS/THROWS: L/R

OPENING DAY AGE: 23

BORN: May 9, 1990 in Lake Charles, LA

RESIDENCE: Moss Bluff, LA

ACQUIRED: Signed as a supplemental-round (58th overall) selection in the 2010 First-Year Player Draft

CONTRACT STATUS: Signed through 2014

HEIGHT/WEIGHT: 6-0/208

SERVICE TIME: 0.000

NON-ROSTER INVITEE

CAREER

2013: **Named the team MVP for Single-A Lake Elsinore batting a career-best .303 with 42 stolen bases.**

- The Storm's starting shortstop, finished the season ranked sixth in the California League in batting, tied for third in triples, fourth in stolen bases and had the fifth-lowest plate-appearance-to-strikeout-ratio at 8.55.
- Was the Padres' Organizational Offensive Player of the Month in June after batting .389 with four doubles, four triples, four home runs, 19 RBI and 25 runs scored while stealing 12 bases in as many attempts.
- Left-handed batter hit .337 (32-for-95) against southpaws, including posting a .495 slugging pct.
- Following the season, was rated by *Baseball America* as the No. 7 prospect in the Padres system.

QUICK HIT

- Was a standout two-sport star in both baseball and football (defensive back) at McNeese State University.

2012: **Spent the entire campaign with Single-A Fort Wayne.**

- Prior to the season, named the best athlete in the Padres organization according to *Baseball America's* annual best tools survey.
- Played in the Midwest League All-Star Game.
- Stole 51 bases in 64 attempts, finishing second in the Midwest League in thefts.

2011: **Spent his entire first professional season with Short-A Eugene, playing in 73 games.**

PERSONAL

Jace Ryan Peterson...graduated from Hamilton Christian High School in Louisiana where he was All-State in football, basketball and baseball...attended McNeese State University in Louisiana where he was a baseball teammate of Padres minor leaguer Lee Orr...also was a standout defensive back on the McNeese State football team...originally signed by Padres' scout Kevin Ellis.

JACE PETERSON'S CAREER BATTING RECORD

YR	CLUB	AVG	G	AB	R	H	2B	3B	HR	RBI	SH	SF	HP	BB	SO	SB	CS	OBP	SLG	E
2011	Eugene (A)	.243	73	276	48	67	9	5	2	27	2	3	2	50	53	39	10	.360	.333	18
2012	Fort Wayne (A)	.286	117	444	78	127	23	9	2	48	8	2	5	62	63	51	13	.378	.392	28
2013	Lake Elsinore (A)	.303	113	423	78	128	17	13	7	66	7	7	5	54	58	42	10	.382	.454	21
Minor League Totals		.282	303	1143	204	322	49	27	11	141	17	12	12	166	174	132	33	.375	.401	67

*Led league +Tied for league lead @Rehab assignment

CAREER TRANSACTIONS

2010.....Signed by the San Diego Padres as a supplemental-round (58th overall) selection in First-Year Player Draft



PLAYERS



ADYS PORTILLO

RIGHT-HANDED PITCHER

65

BATS/THROWS: R/R **HEIGHT/WEIGHT:** 6-3/236
OPENING DAY AGE: 22 **SERVICE TIME:** 0.000
BORN: December 20, 1991 in Los Puertos de Altagracia, VENEZUELA
RESIDENCE: Los Puertos de Altagracia, VENEZUELA
ACQUIRED: Signed as a non-drafted free agent: July 2, 2008
CONTRACT STATUS: Signed through 2014

NON-ROSTER INVITEE

CAREER

2013: **Was able to make just three starts with Single-A Fort Wayne as he battled injuries.**

- Designated for assignment on December 28 and was later outrighted to the San Antonio roster on January 6, 2014.

2012: **Made 18 starts for Single-A Fort Wayne before being promoted to Double-A San Antonio in July and finishing the year with eight starts for the Missions.**

- Set a Fort Wayne franchise-record for best ERA in a season of more than 75.0 IP by posting a 1.87 ERA (19 ER, 91.2 IP) over his 18 starts for the TinCaps.
- Named a Midwest League mid-season and post-season All-Star.
- Named the No. 9 prospect in the Midwest League by *Baseball America* following the season.
- Rated as having the best fastball in the Padres organization according to *Baseball America's* best tools survey, prior to the season.

2011: **Spent the entire campaign with Single-A Fort Wayne, appearing 23 games total with 20 starts for the TinCaps.**

- Recorded 97 strikeouts in his 82.1 innings pitched for a 10.6 strikeouts per 9.0 IP ratio.

2010: **Spent the majority of the season with Short-Season Eugene, also appearing in one game for Single-A Fort Wayne.**

- In his 14 starts for the Emeralds, struck out 62 batters in 62.0 innings pitched for a 9.0 strikeouts per 9.0 IP ratio.

2009: **In his first professional season appeared in 13 games, 12 starts, for the Padres' Rookie-Level affiliate in Peoria of the Arizona Summer League.**

PERSONAL

Adys Portillo...ranked third on ESPN's Best Latino Prospects of 2008 list...originally signed by Padres' scouts Yfrain Linares, Felix Feliz and Randy Smith.

ADYS PORTILLO'S CAREER PITCHING RECORD

YR	CLUB	W-L	ERA	G	GS	CG	SHO	SV	IP	H	R	ER	HR	HB	BB	SO	WP	BK	AVG
2009	AZL Padres (R)	1-9	5.13	13	12	0	0	0	52.2	67	41	30	2	3	28	44	12	0	.321
2010	Eugene (A)	2-6	4.79	14	14	0	0	0	62.0	55	41	33	2	5	40	62	12	0	.241
	Fort Wayne (A)	0-0	4.50	1	0	0	0	0	2.0	2	1	1	1	0	1	1	0	0	.286
2011	Fort Wayne (A)	3-11	7.11	23	20	0	0	0	82.1	89	66	65	10	3	55	97	12	2	.278
2012	Fort Wayne (A)	6-6	1.87	18	18	0	0	0	91.2	54	30	19	3	3	45	81	13	1	.169
	San Antonio (AA)	2-5	7.20	8	8	0	0	0	35.0	34	33	28	4	5	25	26	6	0	.250
2013	Fort Wayne (A)	0-1	4.82	3	3	0	0	0	9.1	14	8	5	0	0	4	10	1	0	.350
Minor League Totals		14-38	4.86	80	75	0	0	0	335.0	315	220	181	22	19	198	321	56	3	.250

*Led league +Tied for league lead @Rehab assignment

CAREER TRANSACTIONS

2008.....Signed by the San Diego Padres as a non-drafted free agent, July 2.



KEVIN QUACKENBUSH 71

RIGHT-HANDED PITCHER

QUACKENBUSH

BATS/THROWS: R/R
OPENING DAY AGE: 25

HEIGHT/WEIGHT: 6-4/219
SERVICE TIME: 0.000

BORN: November 28, 1988 in Land O'Lakes, FL
RESIDENCE: Land O'Lakes, FL

ACQUIRED: Signed as an eighth-round selection in the 2011 First-Year Player Draft
CONTRACT STATUS: Signed through 2013

NON-ROSTER INVITEE

CAREER

2013: Continued his ascent in the organization splitting his season between Class-AA San Antonio and Triple-A Tucson, posting a 10-2 record with a 1.66 ERA (12 ER, 65.0 IP).

- Opened the campaign with San Antonio and dominated the Texas League, allowing just one earned run and two extra-base hits (1 double, 1 home run) in 31.0 innings and was named to league's All-Star squad...did not play due to promotion to Tucson.
- Did not allow an earned run in 14.0 innings on the road for San Antonio while allowing just seven hits in 60 at bats to right-handed batters.
- After early struggles following promotion to Tucson (6.75 ERA over first five outings), posted a 1.98 ERA over his final 23 appearances.

QUICK HIT

- Named 2012 MiLB Relief Pitcher of the Year after posting a 0.94 ERA in 52 outings at Lake Elsinore.

2012: Voted by fans as MiLB.com Relief Pitcher of the Year after going 3-2 with a 0.94 ERA (6 ER, 57.2 IP), 27 saves in 30 opportunities and 70 strikeouts against 22 walks in 52 outings for Single-A Lake Elsinore.

- Led the California League with 27 saves and finished tied for sixth with 52 appearances.
- Named a California League mid-season and post-season All-Star.
- Pitched in the Arizona Fall League following the season, posting a 2.45 ERA (3 ER, 11.0 IP) with 16 strikeouts against three walks over 11 relief outings.
- Selected to play in the Arizona Fall League Rising Stars game.

2011: In his first professional season split the campaign between Short-Season Eugene and Single-A Fort Wayne...combined to go 2-1 with a 0.64 ERA (3 ER, 42.0 IP), 18 saves and 71 strikeouts against 12 walks in 35 total outings.

- Began the year with Eugene, posting a 0.44 ERA (1 ER, 20.2 IP), nine saves and 33 strikeouts against six walks in 17 relief appearances before being promoted to Single-A Fort Wayne.
- Was a perfect nine-for-nine in save opportunities for the TinCaps.

PERSONAL

Kevin Robert Quackenbush...attended the University of South Florida where he set a school record for relievers with a 0.80 ERA in 2011...also led the Big East Conference and ranked 13th nationally with 12 saves in 2011...graduated from Jesuit High School (FL) where he pitched no-hitters as both a junior and senior...signed by Padres' scout Willie Bosque.

KEVIN QUACKENBUSH'S CAREER PITCHING RECORD

YR	CLUB	W-L	ERA	G	GS	CG	SHO	SV	IP	H	R	ER	HR	HB	BB	SO	WP	BK	AVG
2011	Eugene (A)	1-0	0.44	17	0	0	0	9	20.2	13	1	1	0	0	6	33	1	0	.188
	Fort Wayne (A)	1-1	0.84	18	0	0	0	9	21.1	12	2	2	0	0	6	38	0	0	.158
2012	Lake Elsinore (A)	3-2	0.94	52	0	0	0	27*	57.2	42	9	6	1	0	22	70	3	0	.205
2013	San Antonio (AA)	2-0	0.29	29	0	0	0	13	31.0	16	4	1	1	3	10	46	0	1	.151
	Tucson (AAA)	8-2	2.91	28	0	0	0	4	34.0	33	14	11	0	2	19	38	0	0	.256
Minor League Totals		5-3	0.81	87	0	0	0	45	99.2	67	12	9	1	0	34	141	4	0	.198

*Led league +Tied for league lead @Rehab assignment

CAREER TRANSACTIONS

2011.....Signed by the San Diego Padres as an eighth-round selection in the First-Year Player Draft.

**CARLOS QUENTIN****OUTFIELDER****18****BATS/THROWS: R/R**
OPENING DAY AGE: 31**HEIGHT/WEIGHT: 6-1/235**
SERVICE TIME: 7.065**BORN: August 28, 1982 in Bellflower, CA****RESIDENCE: San Diego, CA****ACQUIRED: From CHW in exchange for RHP Simon Castro and LHP Pedro Hernandez: December 31, 2011****CONTRACT STATUS: Signed through 2015 (mutual option for 2016)****CAREER**

2013: Limited to 82 games due to injuries and hit .275 (76-for-276), his highest season average since batting a career-best .288 (138-for-480) during his first All-Star campaign in 2008 with the White Sox.

- Ejected on April 11 vs. Los Angeles-NL for charging the mound after being hit-by-pitch (Zack Greinke)...served an eight-game suspension from April 14-22.
- Missed three games after the birth of his first born child, a baby boy, Clarke, on May 15...placed on paternity leave for just one game (May 18) over that span.
- Enjoyed his best month of the season in June, hitting .366 (26-for-71) over 20 games...average in the month of June ranked fifth-best in the National League and 10th-best in all of Major League Baseball.
- Over 24 games in the month of July, recored 19 RBI, tied for the 10th-most RBI in July among all big leaguers and tied for fifth-most among all National Leaguers.
- Played his last game of the season on July 30, missing the remainder of the year due to a right knee injury...officially placed on the 15-day DL, retroactive to July 31, on August 10 with a right knee sprain...underwent surgery on his right knee on September 3.
- Over a 50-game stretch from May 24-July 27, hit .328 (59-for-180) with 15 doubles, nine home runs, 29 RBI, 30 runs scored, a .403 on-base percentage and a .561 slugging percentage...his .328 average over that stretch ranked eighth-best among qualifying National Leaguers while his .964 OPS ranked fourth-best.
- Among all Major Leaguers with 50-or-more games in left field this season, his .855 OPS ranked fourth-best.
- In 45 games on the road, hit .327 (51-for-156) with a .403 on-base percentage, a .603 slugging percentage and a 1.006 OPS...in 37 games at home, hit .208 (25-for-120) with a .309 on-base, a .350 slugging and a .659 OPS.
- Hit a pinch-hit, game-tying two-run home run on June 30 at Miami, the third pinch-hit homer of his career and first since June 11, 2010 at Chicago-NL...was the second pinch-hit homer of his career against Chad Qualls (also, July 28, 2006 at Houston).

QUICK HIT

- Was an American League All-Star in 2008 and 2011.
- Graduate of University High School in San Diego, where he set school records in home runs and RBI, was the league Defensive Player of the Year in football and a member of the state champion basketball team.
- High school basketball teammates with Mark Prior and Luke Walton.
- Honored by the San Diego Hall of Champions as a 2008 Star of the Year.
- Played in three consecutive College World Series with Stanford from 2001-03.
- First MLB Hit and Home run: July 20, 2006 vs. Los Angeles-NL, two-run off Mark Hendrickson

2012: In his first campaign with the Padres played in 86 games, missing time to start the season after undergoing knee surgery during Spring Training.

- Began the season on the 15-day DL after undergoing surgery on his right knee on March 19.
- Played in nine games on a rehab assignment between Triple-A Tucson and Single-A Lake Elsinore, hitting .357 (10-for-28).
- Reinstated from the 15-day DL on May 28.
- In his first six games as a Padre, after coming off the DL, went 12-for-23 (.522) with four doubles, five home runs and nine RBI.
- His five home runs through his first six games made him the only player to ever hit more than three home runs through his first six as a Padre (ELIAS)...Russell Branyan and Ed Sprague Jr. each had three through their first six games for SD.
- His nine extra-base hits (4 2B, 5 HR) in his first six games with the Padres were the most by any player in their first six games with a new team since 1921 (STATS, Inc.).
- In his first three games for the Padres, had six extra-base hits, which according to STATS, Inc. were tied for the most extra-base hits by any player with a new team since 1921 (last: Mark Ellis for COL, 7/1-3/11).
- Started the season with an eight-game hit streak from May 28-June 6, hitting .481 (13-for-27) over that stretch.
- Hit by pitch 17 times in 2012, tied for the most among all Major League players (also, Prince Fielder and Kevin Youkilis)...17 HBP set a new club record, passing previous mark of 15 by Kevin Kouzmanoff in 2008.
- Hit .329 (27-for-82) off left-handed pitching and .233 (47-for-202) against right-handers.
- Agreed to terms on a three-year contract extension through 2015 on July 22.

2011: Named to his second American League All-Star team and reached the 20-home run mark for the fourth consecutive season for the White Sox.

- Led the American League with a club-record-tying 23 HBP...tied Minnie Minoso's 1956 White Sox record.
- Drove in five runs as part of a 3-for-4 Opening Day at CLE, tying Sammy Sosa (1991) for second most by a Sox player on Opening Day (Minoso, six in 1951).
- Belted his 100th career home run April 16 vs. LAA.
- Connected for three home runs May 24 at TEX, becoming the 13th player in CWS history to hit three in a game...his first three-homer game...one of four multi-homer games in 2011 (also 8/5 at MIN, 6/8 vs. SEA, 4/22 at DET).
- Placed on the DL from August 27-September 12 with a sprained AC joint in his left shoulder...appeared in just one of the club's final 37 games.

2010: Appeared in a career-high 131 games in his third season with the White Sox...reached the 25-homer mark for the second time in his career, improving his home run and RBI totals from 2009.

- Ranked second in the AL with 20 HBP.
- Tied for ninth in the AL with a home run every 17.42 at-bats...20 of his 26 homers came against right-handed pitching, and 19 of them came prior to the All-Star break.
- Belted six home runs over his four games from July 5-11, establishing a club record (missed 7/6-8 with a sore knee).
- Named AL Player of the Week for June 21-27, hitting .389 (7-for-18) with four homers and 11 RBI.

2009: Appeared in just 99 games for the White Sox, missing time due to plantar fasciitis in his left foot.

- On the disabled list from May 29-July 19, missing 45 team games.
- Managed 21 home runs despite his time on the DL, reaching the 20-homer mark for the second consecutive season...went deep in back-to-back games six times, including three straight games on two occasions.

2008: Had a breakout year in his first campaign with the White Sox, finishing fifth in AL MVP voting while being named to his first All-Star team...received his first Silver Slugger award and was selected to *The Sporting News* AL All-Star team.

- Established career highs in hits, home runs, RBI, runs scored, on-base percentage and slugging percentage.
- Led the AL in home run ratio (13.33 AB/HR) and ranked second in home runs, slugging percentage, hit by pitch...ranked third in OPS (.965) and tied for fourth with 28 go-ahead RBI.
- Named MLB's "Clutch Performer of the Month" for May after hitting .290 with seven homers and 27 RBI.
- Was hit by a pitch in a Major League-record six straight games from August 7-14.
- Had his season cut short after sustaining a fractured wrist on September 1 at CLE...underwent surgery September 8 to insert a screw into the wrist (performed by Dr. Cohen, Dr. Fernandez and Dr. Bush-Joseph).

2007: Played in 81 games during his final season in ARI, making 63 starts in right field and one in left field...also saw action at Triple-A Tucson, including some as part of a rehab assignment.

- Opened the season on the 15-day disabled list with a tear in his left labrum and rotator cuff...activated April 16.
- Recorded his first career multi-homer game May 12 vs. COL.
- Underwent surgery on his left shoulder October 9 in Phoenix.

2006: Spilt the season between Triple-A Tucson and ARI, seeing his first big league action.

- Contract selected from Tucson on July 20 and made his debut that night, going 1-for-4 with a two-run home run (off Mark Hendrickson) vs. LAD.
- During his time in the minors, ranked fourth in the PCL with a .424 OBP and led the league after being hit by 31 pitches.
- Rated by *Baseball America* as the No. 2 prospect in baseball entering the season.

2005: Spent the year at Triple-A Tucson after entering the season as the Diamondbacks No. 1 prospect according to *Baseball America*.

- Ranked fourth in the PCL in both walks and games and was second among all minor leaguers with 29 HBP.

2004: Saw his first professional action and was named the Diamondbacks' organization's Player of the Year.

- Combined to hit .332 (150-for-543) with 33 doubles, one triple, 21 home runs, 89 RBI and 103 runs scored between Single-A Lancaster and Double-A El Paso...posted a .983 OPS.

2003: Missed the entire season after undergoing Tommy John surgery on his right elbow.



PLAYERS

PERSONAL

Carlos Jose Quentin...he and his wife, Jeane, have one son, Clarke...graduate of University High School in San Diego, where he set school records in home runs and RBI, was the league Defensive Player of the Year in football and a member of the state champion basketball team...attended Stanford University, where he was one of five finalists for the 2003 Golden Spikes Award...helped the Cardinal advance to the College World Series in 2001-03, including the finals in 2003...earned All-America honors from *Baseball America*, *Collegiate Baseball* and *USA Today/Baseball Weekly*...named the 2001 Pac-10 Freshman of the Year...originally signed by Diamondbacks' scout Fred Costello.

CARLOS QUENTIN'S CAREER BATTING RECORD

YR	CLUB	AVG	G	AB	R	H	2B	3B	HR	RBI	SH	SF	HP	BB	SO	SB	CS	OBP	SLG	E
2003																				
2004	Lancaster (A)	.310	65	242	64	75	14	1	15	51	0	3	27	25	33	5	1	.428	.562	2
	El Paso (AA)	.357	60	210	39	75	19	0	6	38	0	2	16	18	23	0	6	.443	.533	2
2005	Tucson (AAA)	.301	136	452	98	136	28	4	21	89	0	8	29*	72	71	9	1	.422	.520	1
2006	Tucson (AAA)	.289	85	318	66	92	30	3	9	52	0	2	31*	45	46	5	0	.424	.487	3
	ARIZONA	.253	57	166	23	42	13	3	9	32	1	1	8	15	34	1	0	.342	.530	2
2007	Tucson (AAA)@	.348	33	115	30	40	12	1	4	27	0	2	9	9	14	0	1	.430	.574	3
	ARIZONA	.214	81	229	29	49	16	0	5	31	1	4	11	18	54	2	2	.298	.349	1
2008	CHICAGO (AL)	.288	130	480	96	138	26	1	36	100	0	3	20	66	80	7	3	.394	.571	7
2009	CHICAGO (AL)	.236	99	351	47	83	14	0	21	56	0	2	15	31	52	3	0	.323	.456	2
	Charlotte (AAA)@	.378	12	37	10	14	3	0	1	9	0	1	2	5	2	0	0	.467	.541	0
	Kannapolis (A)@	.333	2	3	0	1	1	0	0	1	0	0	0	2	0	0	0	.600	.667	0
2010	CHICAGO (AL)	.243	131	453	73	110	25	2	26	87	0	4	20	50	83	2	2	.342	.479	8
2011	CHICAGO (AL)	.254	118	421	53	107	31	0	24	77	0	5	23*	34	84	1	1	.340	.499	1
2012	Tucson (AAA)@	.286	5	14	5	4	0	0	1	4	0	0	1	2	3	0	0	.412	.500	0
	Lake Elsinore (A)@	.429	4	14	3	6	1	0	1	5	0	0	1	0	2	0	0	.467	.714	0
	SAN DIEGO	.261	86	284	44	74	21	0	16	46	0	3	17*	36	41	0	1	.374	.504	3
2013	SAN DIEGO	.275	82	276	42	76	21	0	13	44	0	4	9	31	55	0	0	.363	.493	1
Major League Totals		.253	702	2384	365	603	146	6	137	429	2	22	114	250	428	16	9	.349	.492	25
Minor League Totals		.315	402	1405	315	443	108	9	58	276	0	18	116	178	194	19	9	.429	.529	11

*Led league +Tied for league lead @Rehab assignment

CAREER FIELDING

POSITION	PCT.	G	PO	A	E	TC	DP
Outfield	.980	687	1184	25	25	1234	5

ALL-STAR RECORD

YR	CLUB	AVG	G	AB	R	H	2B	3B	HR	RBI	SH	SF	HP	BB	SO	SB	CS	OBP	SLG
2008	AL vs. NL (at NYY)	.000	1	4	0	0	0	0	0	0	0	0	0	0	1	0	0	.000	.000
2011	AL vs. NL (at ARI)	.000	1	2	0	0	0	0	0	0	0	0	0	0	0	0	0	.000	.000
Major League Totals		.000	2	6	0	0	0	0	0	0	0	0	0	0	1	0	0	.000	.000

SINGLE-GAME HIGHS

HITTING STREAK.....12 games, May 29 - June 10, 2011
 HITS.....4, five times, last April 6, 2011 at Kansas City
 DOUBLES.....2, 19 times, last June 1, 2013 vs. Toronto
 HOME RUNS.....3, May 24, 2011 at Texas
 RBI.....6, April 14, 2010 at Toronto
 RUNS SCORED.....3, nine times, last April 30, 2013 at Chicago Cubs
 WALKS.....3, five times, last June 13, 2012 at Seattle
 STRIKEOUTS.....3, 10 times, last April 29, 2013 at Chicago Cubs

HOME RUNS

CAREER MULTI-HOME RUN GAMES (16)...last June 5, 2012 vs. San Francisco
 CAREER GRAND SLAMS (4).....May 14, 2008 at Los Angeles Angels (Scot Shields)
 September 19, 2009 vs. Kansas City (Yasuhiko Yabuta)
 April 14, 2010 at Toronto (Brandon Morrow)
 July 11, 2010 vs. Kansas City (Victor Marte)
 CAREER PINCH-HIT (3).....July 28, 2006 at Houston (Chad Qualls)
 June 11, 2010 at Chicago Cubs (James Russell)
 June 30, 2013 at Miami (Chad Qualls)
 CAREER WALK-OFFS (1).....May 25, 2008 vs. Los Angeles Angels (John Lackey)

CAREER TRANSACTIONS

2003.....Signed by the Arizona Diamondbacks as a first-round selection (29th overall) in the First-Year Player Draft.
 2007.....Acquired by the Chicago White Sox in exchange for INF/OF Chris Carter, December 3.
 2011.....Acquired by the San Diego Padres in exchange for RHP Simon Castro and LHP Pedro Hernandez, December 31.



RENE RIVERA

CATCHER

44

RIVERA

BATS/THROWS: R/R

OPENING DAY AGE: 30

BORN: July 31, 1983 in Bayamon, PUERTO RICO

RESIDENCE: Bayamon, PUERTO RICO

ACQUIRED: Signed as a minor league free agent: December 12, 2012

CONTRACT STATUS: Signed through 2014

HEIGHT/WEIGHT: 5-10/214

SERVICE TIME: 2.082

CAREER

2013: Opened the season with Tucson hitting PCL-leading .343 before being selected by the Padres on July 7 and spending the remainder of the season with San Diego.

- Tossed out nine of 16 (56.3 %) of attempted base stealers while with the Padres...the club won eight of his last 10 starts from August 21-September 25.
- Made his season debut on July 8 vs. Colorado, his first big league action since September 27, 2011 vs. Kansas City playing for the Twins.
- Finished the season riding a career-best eight-game hit streak from August 31-September 25, batting .423 (11-for-26) over that stretch...left the team three games before season ended on September 27 for the birth of his twin daughters in Puerto Rico.
- In 74 games for Tucson (AAA), he hit .343 (86-for-251), leading all Padres farmhands in average in 2013 and ranking second among all qualifying minor league catchers.
- Named to the 2013 Triple-A All-Star team for the Pacific Coast League but did not play due to his promotion to San Diego.

QUICK HIT

- **First MLB Hit:** May 31, 2005 vs. Toronto, single off Chad Gaudin
- **First MLB Home Run:** June 26, 2005 at San Diego, 3-run off Woody Williams

2012: Spent the entire campaign with Triple-A Rochester, playing in 95 games for the Red Wings.

- Hit a career-high 10 home runs on the year with Rochester.

2011: Split the season between Triple-A Rochester and the Major League club in his first season in the Twins organization.

- Played in a career-high 45 games for the Twins.

2010: Spent the season in the Yankees organization after signing as a minor league free agent, on May 21... reported to Triple-A Scranton/Wilkes-Barre.

- Split time between designated hitter and catcher, hitting .303 (10-for-33) with two doubles, one home run and seven RBI as a catcher.
- Transferred to Double-A Trenton, July 5.

2009: Spent the season with Triple-A Buffalo after signing as a minor league free agent with New York (NL).

- Hit five home runs and recorded 16 RBI in 19 August games.

2008: Began the season with Double-A Jacksonville, after signing with the Dodgers' organization...also spent time with Triple-A Las Vegas.

- Played in 38 games for the Suns...promoted to Triple-A Las Vegas on June 2.
- Batted .311 (14-for-45) in 16 July games.

2007: Spent the season with Double-A West Tennessee, playing in 91 games for the Diamond Jaxx.

2006: Spent the entire season with the Mariners, playing in 35 games.

- Caught two complete games, on June 11 (Felix Hernandez) and June 17 (Gil Meche).
- Ranked third in the Majors and first in the American League with a 3.62 catcher's ERA among catchers with 25-or-more games caught.

2005: Split the season between Double-A San Antonio, Triple-A Tacoma and Seattle, hitting .396 (19-for-48) in 16 games for the Mariners.

- Recalled by Seattle on May 15 but did not appear in a game before being optioned to San Antonio on May 20... recalled again on May 30...made his first Major League start and singled off Chad Gaudin for first Major League hit, May 31 vs. TOR.
- Hit his first Major League home run June 26 at SD (off Woody Williams).



PLAYERS

2004: Began the season with Single-A Inland Empire, playing in 107 games before being promoted to Triple-A Tacoma on September 1...saw his first big league action with Seattle.

- Had his contract selected by Seattle on September 15 and appeared in two games for the Mariners.
- Named a California League mid-season All-Star.

2003: Spent the entire campaign with Single-A Wisconsin, playing in a career-high 116 games.

- Hit .314 (22-for-70) with 15 RBI in 19 April games...batted .347 (26-for-75) against left-handed pitching.

2002: In his second professional season, spent the year with Short-Season Everett, playing in 62 games for the AquaSox.

- Batted .351 (13-for-37) in 11 June games...hit safely in 36 of 62 games, including 13 multi-hit games.
- Named a Northwest League post-season All-Star.

2001: Played his first professional season with the Mariners Rookie-Level affiliate and Short-Season Everett.

- Began the year and his professional career with Everett in the Northwest League.

PERSONAL

Rene Rivera...married to Mariel Perez...couple has twin daughters, Julianna Renee and Ivanna Mariel...graduated from Papa Juan Pablo XXIII High School in Bayamon, PR in 2001...named the Most Valuable Player of the Excellence Tournament held in Puerto Rico in 2001...originally signed by Mariners' scouts Pedro Grifol and Rafael Santo Domingo.

RENE RIVERA'S CAREER BATTING RECORD

YR	CLUB	AVG	G	AB	R	H	2B	3B	HR	RBI	SH	SF	HP	BB	SO	SB	CS	OBP	SLG	E
2001	Everett (A)	.089	15	45	3	4	1	0	2	3	1	1	0	1	19	0	0	.106	.244	1
	AZL Mariners (R)	.338	21	71	13	24	4	0	2	12	0	1	1	2	11	0	0	.360	.479	4
2002	Everett (A)	.242	62	227	29	55	18	1	1	26	1	3	9	16	38	5	2	.314	.344	7
2003	Wisconsin (A)	.275	116	407	39	112	19	0	9	54	1	5	7	38	81	2	2	.344	.388	11
2004	Inland Empire (A)	.235	107	379	41	89	22	1	6	53	4	4	9	28	70	0	1	.300	.346	7
	Tacoma (AAA)	.400	4	15	3	6	1	0	1	1	0	0	0	0	3	0	0	.400	.667	0
	SEATTLE	.000	2	3	0	0	0	0	0	0	0	0	0	0	1	0	0	.000	.000	0
2005	San Antonio (AA)	.278	57	212	20	59	14	1	2	21	1	0	1	7	35	1	0	.305	.382	4
	SEATTLE	.396	16	48	3	19	3	0	1	6	1	0	0	1	11	0	0	.408	.521	3
	Tacoma (AAA)	.204	14	49	3	10	3	0	1	6	0	0	0	2	12	0	1	.235	.327	0
2006	Tacoma (AAA)	.667	1	3	1	2	1	0	0	0	0	0	0	0	1	0	0	.667	1.000	0
	SEATTLE	.152	35	99	8	15	4	0	2	4	3	0	1	3	29	1	0	.184	.253	3
2007	West Tenn (AA)	.214	91	323	29	69	16	0	5	40	3	2	4	24	86	1	2	.275	.310	6
2008	Jacksonville (AA)	.231	38	134	13	31	5	0	5	18	1	1	1	11	32	0	0	.293	.381	3
	Las Vegas (AAA)	.271	37	118	12	32	7	0	4	12	0	1	1	11	20	0	1	.336	.432	2
2009	Buffalo (AAA)	.233	68	240	22	56	14	0	9	30	1	4	2	12	66	0	0	.271	.404	7
2010	Scranton/WB (AAA)	.250	19	68	3	17	3	0	2	11	0	1	0	1	17	0	0	.257	.382	0
	Trenton (AA)	.319	25	94	13	30	10	0	5	17	0	1	1	7	17	0	0	.369	.585	1
2011	Rochester (AAA)	.268	43	149	15	40	12	0	5	24	3	1	2	11	27	0	0	.325	.450	3
	MINNESOTA	.144	45	104	9	15	3	0	1	5	0	1	1	8	32	0	0	.211	.202	3
2012	Rochester (AAA)	.226	95	288	31	65	14	1	10	34	4	0	4	30	62	0	1	.307	.385	10
2013	Tucson (AAA)	.343	74	251	36	86	18	0	5	38	1	5	2	17	42	0	2	.382	.474	4
	SAN DIEGO	.254	23	67	4	17	3	1	0	7	0	2	0	2	16	0	0	.268	.328	0
Major League Totals		.206	121	321	24	66	13	1	4	22	4	3	2	14	89	1	0	.241	.290	9
Minor League Totals		.256	887	3073	326	787	182	4	74	400	21	30	44	218	639	9	12	.312	.390	70

*Led league +Tied for league lead @Rehab assignment

CAREER FIELDING

POSITION	PCT.	G	PO	A	E	TC	DP
Catcher	.988	117	709	47	9	765	7

SINGLE-GAME HIGHS

HITTING STREAK.....Eight games, August 31-September 25, 2013
 HITS.....3, four times, last September 25, 2013 vs. Arizona
 DOUBLES.....2, April 15, 2006 at Boston
 RBI.....3, June 26, 2005 at San Diego
 RUNS SCORED.....2, two times, last July 25, 2013 at Milwaukee
 WALKS.....1, 14 times, last August 11, 2013 at Cincinnati
 STRIKEOUTS.....3, three times, last June 23, 2011 at San Francisco

HOME RUNS

CAREER MULTI-HOME RUN GAMES.....None
 CAREER GRAND SLAMS.....None
 CAREER PINCH-HIT HOME RUNS.....None

CAREER TRANSACTIONS

2001.....Signed by the Seattle Mariners as a second-round selection in the First-Year Player Draft
 2007.....Signed by the Los Angeles Dodgers as a minor league free agent, November 29.
 2008.....Signed by the New York Mets as a minor league free agent, November 20.
 2010.....Signed by the New York Yankees as a minor league free agent, May 21.
 2010.....Signed by the Minnesota Twins as a minor league free agent, December 16.
 2012.....Signed by the San Diego Padres as a minor league free agent, December 12.



DONN ROACH

RIGHT-HANDED PITCHER

61

ROACH

BATS/THROWS: R/R
OPENING DAY AGE: 24

HEIGHT/WEIGHT: 6-0/195
SERVICE TIME: 0.000

BORN: December 14, 1989 in Las Vegas, NV

RESIDENCE: Las Vegas, NV

ACQUIRED: From LAA along with INF Alexi Amarista in exchange for RHP Ernesto Frieri: May 3, 2012

CONTRACT STATUS: Signed through 2013

CAREER

2013: **Set career highs in starts (28) and innings pitched (142.2) while spending entire campaign at Double-A San Antonio.**

- 3.53 ERA ranked seventh in the Texas League while his .252 opponent average was fifth among all league starters.
- Adjusted to the league in the second half, posting a 2.66 ERA in 14 starts after recording a 4.40 ERA in 14 first-half starts.
- Added to the Padres' 40-man roster following the season.

2012: **Split his season between Single-A Inland Empire in the Angels organization and Single-A Lake Elsinore and Double-A San Antonio after being traded to the Padres organization in May...combined to go 11-2 with a 1.88 ERA (22 ER, 105.1 IP) in 18 games, 16 starts, on the season.**

- Named a California League mid-season All-Star.
- Overall on the season, held opponents to a .219 (86-for-392) while striking out 87 against just 22 walks.
- Had his season cut short after landing on the disabled list in July with a right ankle sprain.

2011: **In his second professional season spent the entire campaign with Single-A Cedar Rapids, pitching the year in relief with 45 appearances for the Kernels.**

2010: **Spent his first professional campaign with Rookie-Level Orem, pitching in 16 games, 10 starts for the Owlz.**

- Struck out 59 batters in 53.2 innings for a 9.9 strikeout per 9.0 IP ratio.

PERSONAL

Donn Mitchell Roach...graduated from Bishop Gorman High School (NV)...attended the University of Arizona as well as the College of Southern Nevada...originally signed by Angels' scout Jeff Scholzen.

DONN ROACH'S CAREER PITCHING RECORD

YR	CLUB	W-L	ERA	G	GS	CG	SHO	SV	IP	H	R	ER	HR	HB	BB	SO	WP	BK	AVG
2010	Orem (R)	4-1	6.04	16	10	0	0	0	53.2	64	39	36	6	7	16	59	7	1	.294
2011	Cedar Rapids (A)	5-5	3.45	45	0	0	0	2	70.1	73	33	27	1	3	20	68	11	0	.266
2012	Inland Empire (A)	5-0	2.16	6	6	0	0	0	41.2	36	11	10	1	1	3	29	1	0	.228
	Lake Elsinore (A)	5-1	1.74	8	7	0	0	0	46.2	41	15	9	1	4	11	44	3	0	.233
	San Antonio (AA)	1-1	1.59	4	3	0	0	0	17.0	9	4	3	0	1	8	5	3	0	.155
2013	San Antonio (AA)	8-12	3.53	28	28	0	0	0	142.2	138	73	56	7	5	40	77	11	0	.252
Minor League Totals		28-20	3.41	107	54	0	0	2	372.0	361	175	141	16	21	98	282	36	1	.252

*Led league +Tied for league lead @Rehab assignment

CAREER TRANSACTIONS

2008.....Selected by the Los Angeles Angels of Anaheim in the 40th round of the First-Year Player Draft (did not sign).

2010.....Signed by the Los Angeles Angels of Anaheim as a third-round selection in the First-Year Player Draft.

2012.....Acquired by the San Diego Padres along with INF Alexi Amarista in exchange for RHP Ernesto Frieri, May 3.



PLAYERS



DANIEL ROBERTSON

OUTFIELDER

82

BATS/THROWS: R/R

OPENING DAY AGE: 28

BORN: September 30, 1985 in Fontana, CA

RESIDENCE: La Puente, CA

ACQUIRED: Signed as a 33rd-round selection in the 2008 First-Year Player Draft

CONTRACT STATUS: Signed through 2014

HEIGHT/WEIGHT: 5-8/169

SERVICE TIME: 0.000

NON-ROSTER INVITEE

CAREER

2012: Spent his second consecutive season at Triple-A Tucson.

- Hit .331 (40-for-121) with runners in scoring position and .351 (20-for-57) with runners in scoring position and two outs.
- Also batted .332 (70-for-211) with runners on base.

2012: Saw his first action at the Triple-A level, batting .302 in 129 games for Tucson.

2011: Played at Double-A San Antonio the entire season and hit .283 in 124 games.

2010: Batted .300 and stole a career-high 30 bases for Single-A Lake Elsinore and was named to the California League mid-season All-Star squad.

2009: Spent entire season with Single-A Fort Wayne, batting .296 with a .380 on-base pct. in 121 games.

2008: In first professional season, named Northwest League Most Valuable Player after leading circuit in hitting (.377), runs (59), hits (114) and on-base pct. (.443).

- His 114 hits established a Northwest League record.
- Also ranked second in RBI, tied for third in doubles and third in stolen bases.
- Named a Northwest League post-season All-Star.

QUICK HIT

- Named Northwest League MVP in 2008 while with Eugene, winning the batting title and leading the league in runs, hits and on-base pct.

PERSONAL

Daniel Robertson...graduated from South Hills High School in West Covina, Calif...attended Oregon State University for his senior season after playing three years at Concordia in Irvine, Calif...originally signed by Padres' scout Andrew Salvo.

DANIEL ROBERTSON'S CAREER BATTING RECORD

YR	CLUB	AVG	G	AB	R	H	2B	3B	HR	RBI	SH	SF	HP	BB	SO	SB	CS	OBP	SLG	E
2008	Eugene (A)	.377*	73	302	59*	114*	21	3	3	45	3	4	5	34	34	20	7	.443*	.497	5
2009	Fort Wayne (A)	.296	121	432	78	128	23	3	5	65	3	6	12	50	51	20	10	.380	.398	3
2010	Lake Elsinore (A)	.300	135	533	95	160	27	9	6	61	6	4	7	59	52	30	9	.375	.418	8
2011	San Antonio (AA)	.283	124	438	97	124	23	5	5	44	5	3	7	55	51	20	6	.370	.393	5
2012	Tucson (AAA)	.302	129	490	70	148	28	4	2	38	8	1	6	48	58	18	8	.371	.388	4
2013	Tucson (AAA)	.285	136	484	91	138	24	9	2	53	5	6	10	60	63	23	6	.384	.755	7
Minor League Totals		.303	718	2679	490	812	146	33	23	306	30	24	47	306	309	131	46	.381	.408	32

*Led league +Tied for league lead @Rehab assignment

CAREER TRANSACTIONS

2008.....Signed by the San Diego Padres as a 33rd-round selection in the First-Year Player Draft



JOE ROSS

RIGHT-HANDED PITCHER

66

ROSS, JOE

BATS/THROWS: R/R
OPENING DAY AGE: 20

BORN: May 21, 1993 in Berkeley, CA

RESIDENCE: Oakland, CA

ACQUIRED: Signed as a first-round (25th overall) selection in the 2011 First-Year Player Draft

CONTRACT STATUS: Signed through 2014

HEIGHT/WEIGHT: 6-4/207
SERVICE TIME: 0.000

NON-ROSTER INVITEE

CAREER

2013: Spent the entire season with Single-A Fort Wayne making 23 starts and being named to the Midwest League All-Star team.

- Held opposing hitters to a .186 (8-for-43) average and no home runs with runners in scoring position and two outs.
- Following the campaign, was ranked as the Padres' No. 10 prospect and the Midwest League's No. 14 prospect by *Baseball America*.

QUICK HIT

- Is six years younger than brother and Padres pitcher Tyson Ross.

2012: Opened the year at Single-A Fort Wayne, also making starts with the Rookie-Level Arizona Padres and at Short-A Eugene.

- Entered the season ranked as the No. 10 prospect in the Padres organization by *Baseball America*.

2011: Made just one relief appearance for Rookie-Level Arizona in his first professional season.

PERSONAL

Joseph Andrew Ross...is the younger brother of Padres' pitcher Tyson Ross...graduated Bishop O'Dowd High School in Oakland, Calif...originally signed by Padres' scout Noah Jackson.

JOE ROSS' CAREER PITCHING RECORD

YR	CLUB	W-L	ERA	G	GS	CG	SHO	SV	IP	H	R	ER	HR	HB	BB	SO	WP	BK	AVG
2011	AZL Padres (R)	0-0	0.00	1	0	0	0	0	1.0	2	0	0	0	1	0	0	0	0	.400
2012	Fort Wayne (A)	0-2	6.26	6	6	0	0	0	27.1	33	21	19	2	0	11	27	0	0	.297
	AZL Padres (R)	0-0	13.50	1	1	0	0	0	0.2	2	1	1	0	0	2	1	0	0	.500
	Eugene (A)	0-2	2.03	8	8	0	0	0	26.2	16	6	6	1	1	9	28	3	0	.178
2013	Fort Wayne (A)	5-8	3.75	23	23	0	0	0	122.1	124	55	51	7	5	40	79	4	0	.267
Minor League Totals		5-12	3.89	39	38	0	0	0	178.0	177	83	77	10	7	62	135	7	0	.262

*Led league +Tied for league lead @Rehab assignment

CAREER TRANSACTIONS

2011.....Selected by the San Diego Padres as a first-round (25th overall) selection of the First-Year Player Draft

PADRES WITH MOST 10-PLUS STRIKEOUT GAMES

Gms	Name	Best	Date(s)	Opponent(s)
30	Jake Peavy	16	5-22-06; 4-25-07	vs. Atl; at Ari
15	Andy Benes	14	7-15-94	at NYM
12	Clay Kirby	15	9-24-71	vs. Hou
9	Kevin Brown	11	8-5-98; 8-16-98; 9-10-98	vs. Phi; vs. Mil; vs. LAD
8	Scott Sanders	12	6-10-95; 7-6-95	vs. NYM; at HOU
6	Andy Ashby	11	8-11-95; 9-17-97; 6-9-98	vs. Stl; vs. Col; vs. Cin
6	Adam Eaton	12	4-23-03	at CHC
5	Joey Hamilton	11	5-29-98	vs. Stl
5	Tim Lollar	12	9-21-83; 6-8-84	at SF; vs. Cin
5	Chris Young	12	6-9-06	vs. Fla
4	Bruce Hurst	13	4-10-89	vs. Atl
4	Oliver Perez	13	7-7-02; 8-3-03	at Col; at Phi
4	Gaylord Perry	10	10-1-78; 5-1-79; 5-29-79; 6-12-79	vs. LAD; at NYM; vs. Atl; vs. Pit
3	Mat Latos	10	8-19-10; 9-1-10; 9-7-10	at CHC; at Ari; vs. LAD
3	Brian Lawrence	10	6-1-02; 8-2-02; 5-28-04	vs. Mil; vs. Cin; at Mil
3	Eric Show	13	4-26-86	vs. SF
2	Sterling Hitchcock	15	8-29-98	vs. Mtl
2	Fred Norman	15	9-15-72	at Cin
2	Edinson Volquez	10	7-5-12; 8-20-12	vs. Cin; vs. Pit
2	Ed Whitson	10	8-19-84; 9-2-87	vs. Mtl; vs. NYM
1	24 pitchers - (Pat Dobson-11; Dave Dravecky-11; Juan Eichelberger-10; Jon Garland-10; Chad Gaudin-11; Greg Harris-11; Andy Hawkins-10; Kevin Jarvis-10; Wade LeBlanc-10; Jason Marquis-10; Dennis Rasmussen-10; Clayton Richard-10; Dave Roberts-10; Tyson Ross-10; Dick Selma-12; Bob Shirley-11; Burch Smith-10; Dan Spillner-10; Eric Stults-12; Brett Tomko-13; Woody Williams-12; Jay Witasick-10; Randy Wolf-10)			



PLAYERS



TYSON ROSS

RIGHT-HANDED PITCHER

38

BATS/THROWS: R/R
OPENING DAY AGE: 26

HEIGHT/WEIGHT: 6-5/223
SERVICE TIME: 2.126

BORN: April 22, 1987 in Berkeley, CA
RESIDENCE: Oakland, CA

ACQUIRED: From OAK along with INF A.J. Kirby-Jones in exchange for LHP Andrew Werner and INF Andy Parrino: November 16, 2012

CONTRACT STATUS: Signed through 2014

CAREER

2013: Set career-highs in games (35), starts (16), innings (125.0), strikeouts (119) and ERA (3.17) in his first season with the Padres.

- Was 3-5 with a 3.06 ERA (32 ER, 94.0 IP) with 97 strikeouts in 16 starts...compiled a 0-3 record with a 3.48 ERA (12 ER, 31.0 IP) with 22 strikeouts in 19 relief appearances.
- Made two starts during a quick stint in the minors in July to build up his pitch count...returned on July 23 and pitched exclusively out of the rotation the remainder of the season, going 3-4 with a 2.93 ERA (26 ER, 80.0 IP) with 85 strikeouts in 13 starts.
- His 2.93 ERA from July 23 through the end of the season ranked tied for seventh in the National League and tied for 14th in the Majors (min. 80.0 IP).
- Recorded the lowest contact percentage (69.6% of swings) of all qualified Major League pitchers in the second half.
- His 2.03 ERA (12 ER, 53.1 IP) at Petco Park was the fourth-best in ballpark history (min. 50.0 IP) while his .187 opponents batting average ranked second behind Chris Young (.170 in 2007).
- His .201 (56-for-279) opponents batting average from July 23 through the end of the season was tied for the best in the Majors with Texas' Yu Darvish.
- Posted a 2.03 ERA (12 ER, 53.1 IP) with 46 strikeouts in 15 games, including six starts, at Petco Park...recorded a 4.02 ERA (32 ER, 71.2 IP) in 20 games, including 10 starts, on the road.
- His 9.29 strikeouts per nine innings as a starter ranked sixth in the National League and 12th in the Majors.
- Limited right-handed hitters to a .199 (45-for-226) average, which ranked sixth-best in the Majors.
- Placed on the 15-day disabled list on April 20 with a left shoulder subluxation suffered on a swing resulting in a single off the wall on April 17 at Los Angeles-NL, his first Major League hit (Clayton Kershaw).
- Sent on minor league rehabilitation assignment on April 30, making two appearances with Tucson (4 ER, 2.2 IP) before being recalled and activated from the 15-day disabled list on May 5.
- After returning from his rehabilitation assignment, pitched out of the bullpen because he could not swing a bat, posting a 3.48 ERA (12 ER, 31.0 IP) in his next 19 appearances.

QUICK HIT

- **Is the older brother of Padres 2011 first-round draft selection RHP Joe Ross.**

- **First MLB Win:** May 11, 2010 at Texas
- **First MLB Save:** April 11, 2012 at Los Angeles Angels

2012: Split the season between the Major League club and Triple-A Sacramento in the Athletics organization, making 13 starts for both the A's and River Cats.

- On June 16 vs. San Diego, carried a no-hitter into the sixth inning before Carlos Quentin hit a two-run home run with two outs.

2011: Appeared in 18 games, 15 starts, between Triple-A Sacramento and the big league club for the A's, missing time due to a stint on the disabled list.

- Began the year with Triple-A Sacramento...recalled on April 6 before making an appearance with the River Cats...after going 3-3 with a 2.75 ERA in nine games, six starts, landed on the 15-day DL on May 20 with a strained left oblique.
- Pitched in the Arizona Fall League following the season, going 1-3 with a 5.94 ERA in seven starts.
- Named the No. 4 prospect in the A's organization by *Baseball America* entering the season.

2010: Saw his first big league action with Oakland, appearing in 26 games, two starts, for the A's after making the club's Opening Day roster...also made six starts for Triple-A Sacramento.

- Made his first career Opening Day roster as a non-roster invitee, the only non-roster invitee to make the A's out of Spring Training.
- Had his season cut short after being shut down on August 10 with a strained right elbow.
- Over his first 11 appearances with the A's, posted a 3.32 ERA.
- Made his Major League debut on April 7 vs. SEA.
- Named the No. 6 prospect in the A's organization by *Baseball America* heading into the season.

2009: In his second professional season, split the year between Single-A Stockton and Double-A Midland, making 18 starts for the Ports and nine for the RockHounds.

2008: Made his professional debut with Single-A Kane County, playing in six games, four starts, for the Cougars after signing as a second-round selection in the First-Year Player Draft.

PERSONAL

Tyson William Ross...graduated from Bishop O'Dowd High School (CA) in 2005...named North Coast Section Player of the Year as a senior after going 12-1 with a 0.71 ERA and 130 strikeouts...was a member of the USA Junior National Team in 2004 and '05...attended the University of California, earning All-Pac-10 in 2007 and 2008...left Cal ranked third on the Bears' career strikeout list (271)...originally signed by Athletics' scout Jermaine Clark.

TYSON ROSS' CAREER PITCHING RECORD

YR	CLUB	W-L	ERA	G	GS	CG	SHO	SV	IP	H	R	ER	HR	HB	BB	SO	WP	BK	AVG
2008	Kane County (A)	0-1	4.66	6	4	0	0	0	19.1	16	11	10	1	2	5	16	1	0	.219
2009	Stockton (A)	5-6	4.17	18	18	0	0	0	86.1	78	49	40	10	8	33	82	5	0	.237
	Midland (AA)	5-4	3.96	9	9	1	0	0	50.0	40	22	22	3	1	20	31	4	0	.225
2010	OAKLAND	1-4	5.49	26	2	0	0	1	39.1	39	24	24	4	0	20	32	5	0	.271
	Sacramento (AAA)	2-1	3.55	6	6	0	0	0	25.1	22	10	10	1	4	13	30	1	0	.253
2011	OAKLAND	3-3	2.75	9	6	0	0	0	36.0	33	12	11	1	0	13	24	2	0	.252
	Sacramento (AAA)@	3-2	7.61	9	9	0	0	0	36.2	52	34	31	5	0	22	34	3	0	.325
	Stockton (A)	0-0	9.00	1	1	0	0	0	1.0	2	1	1	0	0	1	1	0	0	.400
2012	Sacramento (AAA)	6-2	2.99	15	13	1	0	0	78.1	69	33	26	4	3	29	64	4	0	.235
	OAKLAND	2-11	6.50	18	13	0	0	0	73.1	96	56	53	7	5	37	46	2	1	.327
2013	SAN DIEGO	3-8	3.17	35	16	0	0	0	125.0	100	51	44	8	7	44	119	7	0	.225
	Tucson (AAA)@	1-1	4.63	4	2	0	0	0	11.2	12	6	6	0	0	6	9	1	0	.273
Major League Totals		9-26	4.34	88	37	0	0	1	273.2	268	143	132	20	12	114	221	16	1	.264
Minor League Totals		22-17	4.26	68	62	2	0	0	308.2	291	166	146	24	18	129	267	19	0	.249

*Led league +Tied for league lead @Rehab assignment

2013 AND CAREER BATTING RECORD

YR	CLUB	AVG	G	AB	R	H	2B	3B	HR	RBI	SH	SF	HP	BB	SO	SB	CS	OBP	SLG
2013	SAN DIEGO	.182	36	33	0	6	0	0	0	0	3	0	0	0	18	0	0	.182	.182
Major League Totals		.167	80	36	0	6	0	0	0	0	3	0	0	0	20	0	0	.167	.167

CAREER FIELDING

POSITION	PCT.	G	PO	A	E	TC	DP
Pitcher	.958	88	24	45	3	72	3

SINGLE-GAME HIGHS

INNINGS PITCHED.....8.0 IP, two times, last September 24, 2013 vs. Arizona
 LOW-HIT COMPLETE GAME.....None
 STRIKEOUTS.....10, September 1, 2013 at Los Angeles Dodgers
 MOST HITS ALLOWED.....12, May 25, 2012 vs. New York (AL)
 MOST RUNS ALLOWED.....9, April 28, 2012 at Baltimore
 MOST WALKS ALLOWED.....5, April 22, 2012 vs. Cleveland
 MOST HOME RUNS ALLOWED.....3, May 25, 2012 vs. New York (AL)
 CAREER WINNING STREAK.....Two games, May 8-14, 2011 and July 23-28, 2013
 CAREER 10-STRIKEOUT GAMES.....September 1, 2013 at Los Angeles Dodgers (10)
 CAREER HOME RUNS HIT.....None

CAREER TRANSACTIONS

2008.....Signed as a second-round selection by the Oakland Athletics in the First-Year Player Draft.
 2012.....Acquired by the San Diego Padres along with INF A.J. Kirby-Jones in exchange for LHP Andrew Werner and INF Andy Parrino, November 16.

TOP SINGLE-GAME STRIKEOUT PERFORMANCES

SO	Date	Pitcher	Opponent	Score	SO	Date	Pitcher	Opponent	Score
16 (2x)	5-22-06	Jake Peavy	Atlanta	1-3	12 (13x)	5-29-13	Eric Stults	Seattle	3-2
	4-25-07	Jake Peavy	at Arizona	2-3		5-6-09	Jake Peavy	Arizona	1-3
15 (3x)	8-29-98	Sterling Hitchcock	Montreal	1-3		6-9-06	Chris Young	Florida	3-2
	9-15-72	Fred Norman	at Cincinnati	1-0		4-23-03	Adam Eaton	at Chicago Cubs	2-0
	9-24-71	Clay Kirby	Houston	1-2		8-23-99	Woody Williams	at Philadelphia	7-6
14 (2x)	9/2/06	Jake Peavy	Cincinnati	7-1		7-6-95	Scott Sanders	at Houston	4-5
	7/15/94	Andy Benes	at NY Mets	2-1		6-10-95	Scott Sanders	NY Mets	4-2
13 (12x)	8-31-08	Jake Peavy	Colorado	2-1		6-12-94	Andy Benes	at San Francisco	5-2
	5-11-06	Jake Peavy	Milwaukee	8-5		5-20-86	Eric Show	Philadelphia	4-3
	6-20-05	Jake Peavy	LA Dodgers	1-0		6-8-84	Tim Lollar	Cincinnati	6-0
	8-3-03	Oliver Perez	at Philadelphia	5-2		9-21-83	Tim Lollar	at San Francisco	4-5
	7-7-02	Oliver Perez	at Colorado	7-1		5-9-71	Clay Kirby	Cincinnati	7-2
	4-21-02	Brett Tomko	at LA Dodgers	5-0		4-8-69	Dick Selma	Houston	2-1
	7-3-94	Andy Benes	NY Mets	7-0					
	4-16-91	Andy Benes	Cincinnati	0-1					
	4-10-89	Bruce Hurst	Atlanta	5-2					
	4-26-86	Eric Show	San Francisco	2-3					
	6-23-73	Clay Kirby	Atlanta	2-0					
	6-10-71	Clay Kirby	at NY Mets	4-2					



PLAYERS



KEYVIUS SAMPSON

RIGHT-HANDED PITCHER

62

BATS/THROWS: R/R

OPENING DAY AGE: 23

BORN: January 6, 1991 in Gainesville, FL

RESIDENCE: Ocala, FL

ACQUIRED: Signed as a fourth-round selection in the 2009 First-Year Player Draft

CONTRACT STATUS: Signed through 2014

HEIGHT/WEIGHT: 6-0/225

SERVICE TIME: 0.000

CAREER

2013: Split season between Double-A San Antonio and Triple-A Tucson...opened season at Tucson, struggling in four starts before going 10-4 with a 2.26 ERA in 19 games, 18 starts, for the Missions.

- Ranked tied for third in the Texas League with 10 wins despite making just 19 outings for San Antonio.
- His 2.26 ERA led the club, but did not qualify for the Texas League leaders.
- Prior to his August promotion back to Tucson, went 8-0 with a 1.58 ERA (12 ER, 68.2 IP) in his final 12 starts for the Missions.
- Was named Padres' organization Pitcher of the Month in both June and July.
- Pitched for Peoria in the Arizona Fall League and was a Fall Stars Game selection...allowed just one earned run over 11.1 innings in seven outings, one start, posting a 0.79 ERA.
- Following the season, was rated as the Padres' No. 9 prospect by *Baseball America*.

2012: Spent the entire campaign with Double-A San Antonio, making 26 appearances, including 25 starts.

- Despite 8-11 record with 5.00 ERA, allowed just 108 hits in 122.1 innings while striking out 122.

2011: Named the Padres' organizational Pitcher of the Year after posting a 12-3 record with a 2.90 ERA in 24 starts for Class-A Fort Wayne...held opponents to a .192 average and struck out 143 in 118.0 innings.

- Named a MiLB.com Padres' organizational All-Star following the season.
- Also named a Low Class-A All-Star by *Baseball America*.
- Was a Midwest League mid-season All-Star.
- Ranked third in the Midwest League in strikeouts (143), fourth in WHIP (1.10), tied for fourth in wins (12) and seventh in ERA (2.90).

2010: Made 10 starts with Short-A Eugene, allowing just 35 hits in 43.0 innings with 58 strikeouts.

2009: Made his professional debut with Rookie-Level Arizona before making two appearances, one start, with Short-A Eugene.

PERSONAL

Keyvius N. Sampson...first name is pronounced: KEY-vus...graduated from Ocala (FL) Forest High School...originally signed by Padres' scout Rob Sidwell.

KEYVIUS SAMPSON'S CAREER PITCHING RECORD

YR	CLUB	W-L	ERA	G	GS	CG	SHO	SV	IP	H	R	ER	HR	HB	BB	SO	WP	BK	AVG
2009	AZL Peoria (R)	0-0	3.00	2	1	0	0	0	3.0	1	1	1	0	1	0	3	0	0	.111
	Eugene (A)	0-0	3.60	2	1	0	0	0	5.0	3	2	2	0	0	3	5	2	0	.176
2010	Eugene (A)	3-3	3.56	10	10	0	0	0	43.0	35	23	17	4	2	17	58	4	1	.226
2011	Fort Wayne (A)	12-3	2.90	24	24	0	0	0	118.0	81	42	38	8	6	49	143	7	2	.192
2012	San Antonio (AA)	8-11	5.00	26	25	0	0	0	122.1	108	70	68	11	4	57	122	8	2	.233
2013	Tucson (AAA)	2-3	7.11	9	9	0	0	0	38.0	44	32	30	5	1	29	25	2	1	.306
	San Antonio (AA)	10-4	2.26	19	18	0	0	0	103.1	74	31	26	9	3	33	110	6	0	.199
Minor League Totals		35-24	3.79	92	88	0	0	0	432.2	346	201	182	37	17	188	466	29	6	.219

*Led league +Tied for league lead @Rehab assignment

CAREER TRANSACTIONS

2009.....Signed by the San Diego Padres as a fourth-round selection in the First-Year Player Draft

PADRES 20-GAME WINNERS

Wins	Pitcher	Age	Year	Date Reached 20	No. Starts to Reach 20	Final Record
#22	Randy Jones	26	1976	August 27	32	22-14
#21	Gaylord Perry	40	1978	September 21	35	21-6
20	Randy Jones	25	1975	September 23	35	20-12

- won Cy Young and led league in wins



PATRICK SCHUSTER

LEFT-HANDED PITCHER

57

SCHUSTER

BATS/THROWS: R/L

OPENING DAY AGE: 23

BORN: October 30, 1990 in New Port Richey, FL

RESIDENCE: Holiday, FL

ACQUIRED: From HOU in exchange for RHP Anthony Bass: December 12, 2013

CONTRACT STATUS: Signed through 2014

HEIGHT/WEIGHT: 6-2/165

SERVICE TIME: 0.000

CAREER

2013: Pitched exclusively in relief for the first time in his professional career, making 55 appearances and posting a 1.83 ERA for High-A Visalia.

- Was equally tough on both right-handed and left-handed hitters, holding lefties to a .198 average and righties to a .184 mark.
- Allowed just five hits in 34 at bats with runners in scoring position, a .147 mark.
- Following the season, was the No. 1 overall selection by the Houston Astros in the Major League Phase of the Rule 5 Draft on December 12...was traded later that day to the Padres.

QUICK HIT

- As a senior at J.W. Mitchell High in New Port Richey (FL), tossed a state-record four consecutive no-hitters.
- Named by *Sports Illustrated* as the 2009 National Boys High School Athlete of the Year.

2012: Made 47 appearances, including two starts, in his first season with High-A Visalia.

2011: Promoted to Class-A South Bend and split his season between the starting rotation and the bullpen.

2010: Returned to Rookie-Level Missoula and spent the entire season as a starter, posting a 5-4 record with a 3.76 ERA in 15 starts.

2009: Made just five relief appearance for Rookie-Level Missoula in his first professional season.

PERSONAL

Patrick James Schuster...graduated from J.W. Mitchell (FL) High School...was named 2009 *Sports Illustrated* National Boys High School Athlete of the Year after throwing a Florida High School record four consecutive no-hitters his senior season...originally signed by Diamondbacks' scout Luke Wrenn after being selected in the 13th round of the 2009 First-Year Player Draft.

PATRICK SCHUSTER'S CAREER PITCHING RECORD

YR	CLUB	W-L	ERA	G	GS	CG	SHO	SV	IP	H	R	ER	HR	HB	BB	SO	WP	BK	AVG
2009	Missoula (R)	0-0	3.60	5	0	0	0	0	5.0	4	2	2	0	0	4	6	1	0	.211
2010	Missoula (R)	5-4	3.76	15	15	0	0	0	76.2	76	50	32	3	9	34	60	4	1	.261
2011	South Bend (A)	7-4	3.33	27	14	0	0	0	119.0	106	52	44	7	9	41	84	3	1	.244
2012	Visalia (A)	4-5	4.90	47	2	0	0	1	64.1	56	37	35	5	10	32	67	6	0	.240
2013	Visalia (A)	0-1	1.83	55	0	0	0	0	44.1	30	14	9	3	0	18	45	2	0	.191
Minor League Totals		16-14	3.55	149	31	0	0	1	309.1	272	155	122	18	28	129	262	16	2	.240

*Led league +Tied for league lead @Rehab assignment

CAREER TRANSACTIONS

2009.....Signed by the Arizona Diamondbacks as a 13th-round selection of the First-Year Player Draft.

2013.....Selected by the Houston Astros in the Major League Phase of the Rule 5 Draft, December 12

Acquired by the San Diego Padres in exchange for RHP Anthony Bass, December 12



PLAYERS



TONY SIPP

LEFT-HANDED PITCHER

40

BATS/THROWS: L/L
OPENING DAY AGE: 30
BORN: July 12, 1983 in Pascagoula, MS
RESIDENCE: Moss Point, MS
ACQUIRED: Signed as a minor league free agent: February 7, 2014
CONTRACT STATUS: Signed through 2014

HEIGHT/WEIGHT: 6-0/190
SERVICE TIME: 4.122

NON-ROSTER INVITEE

CAREER

2013: In his first season in the National League, went 3-2 for Arizona with a 4.78 ERA in 56 appearances.

- Struck out 42 in 37.2 innings, posting a 10.04 strikeouts-per-nine ratio, his best mark since 2009 (10.80).
- 31 of his 56 appearances were less than 1.0 inning.
- Is one of 8 left-handed pitchers with at least 50 appearances in four straight seasons.

2012: Spent his final season with the Indians, posting a 4.42 ERA over 63 relief outings.

- Limited left-handed hitters to a .209 average (23-for-110).

2011: In his second full big league season, ranked among American League relief leaders with 6 wins (T3rd), 24 holds (T6th), 69 appearances (T7th) and a .201 opponent average (12th).

- Posted 21 of 22 scoreless appearances to begin the season, including a career-best 13 straight outings from April 21-May 28 (13.1 IP).

2010: Spent his first full season at the Major League level establishing career highs in innings (63.0) and appearances (70) and posting a 4.14 ERA.

- Ranked among AL relief leaders in fewest inherited runners scored (T5th, 20.0 percent) and appearances (T10th).
- Picked up his first career save on July 23 vs. the Rays.

2009: Opened the year with Triple-A Columbus before seeing his first action at the big league level, posting a 2-0 record with a 2.93 ERA in 46 games for the Indians.

- Made his Major League debut on April 22 with one scoreless inning vs. Kansas City.
- Allowed just 18.9 percent (6-of-37) inherited runners to score, the fifth-best ratio in the American League.
- Despite spending a portion of his season in Columbus, ranked eighth among all AL rookies in games pitched.
- Earned his first Major League win on July 9 at the White Sox.

2008: Saw time at three separate levels of the Indians system, combining to post a 2.67 ERA in 21 games, including one start.

- Began the campaign on the disabled list as he recovered from Tommy John surgery before being activated on June 29.

2007: Missed the entire season following Tommy John surgery on his left elbow on July 10.

2006: Made the leap to Double-A Akron and posted a 3.13 ERA in 29 games, 4 starts.

- Following the season, pitched with Peoria in the Arizona Fall League and participated in the AFL Rising Stars Game.

2005: Went 6-3 with a 2.40 ERA in 35 games, 17 starts, with Single-A Lake County and was named to the South Atlantic League mid-season All-Star team.

2004: Made his pro debut for Short-A Mahoning Valley, ranking sixth in the New York-Penn League with 74 strikeouts.

QUICK HIT

Over the last four seasons combined since 2010, his 258 appearances are the fifth-most in baseball among left-handers, trailing only SF's Javier Lopez (286), STL's Randy Choate (283), CHI's James Russell (272) and BOS' Craig Breslow (266).

- **First MLB Win:** July 9, 2009 at Chicago-AL
- **First MLB Save:** July 23, 2010 vs. Tampa Bay

PERSONAL

Tony Marcel Sipp...has a daughter, Aaleiyah...graduated from Moss Point (Miss.) High School...drafted by the Chicago Cubs in the 28th round in 2001 and by the Chicago White Sox in the 33rd round in 2002, but did not sign...attended and played baseball at Mississippi Gulf Coast Community College and Clemson University.

PLAYERS

SIPP

TONY SIPP'S CAREER PITCHING RECORD

YR	CLUB	W-L	ERA	G	GS	CG	SHO	SV	IP	H	R	ER	HR	HB	BB	SO	WP	BK	AVG
2004	Mahoning Valley (A)	3-1	3.16	10	10	0	0	0	42.2	33	23	15	5	1	13	74	3	3	.212
2005	Lake County (A)	4-1	2.22	13	12	0	0	0	69.0	47	19	17	5	0	19	71	5	0	.196
	Kinston (A)	2-2	2.66	22	5	0	0	2	47.1	34	19	14	4	2	23	59	3	0	.205
2006	Akron (AA)	4-2	3.13	29	4	0	0	3	60.1	44	23	21	2	0	21	80	3	0	.201
2007									Injured - Did not pitch										
2008	GCL Indians (R)	0-0	0.00	3	1	0	0	0	4.0	0	0	0	0	0	1	4	0	0	.000
	Kinston (A)	0-0	1.13	5	0	0	0	0	8.0	4	2	1	0	0	3	10	0	0	.148
	Akron (AA)	0-3	3.74	16	0	0	0	1	21.2	19	12	9	4	0	7	32	0	0	.235
2009	Columbus (AAA)	1-0	3.71	12	0	0	0	1	17.0	17	8	7	1	0	6	22	5	0	.254
	CLEVELAND	2-0	2.93	46	0	0	0	0	40.0	27	16	13	5	0	25	48	3	0	.194
2010	CLEVELAND	2-2	4.14	70	0	0	0	1	63.0	48	30	29	12	2	39	69	4	0	.218
2011	CLEVELAND	6-3	3.03	69	0	0	0	0	62.1	45	22	21	10	0	24	57	2	1	.201
2012	CLEVELAND	1-2	4.42	63	0	0	0	1	55.0	47	29	27	9	1	23	51	3	0	.228
2013	ARIZONA	3-2	4.78	56	0	0	0	0	37.2	35	22	20	6	3	22	42	3	1	.240
	Reno (AAA)	1-0	0.00	9	0	0	0	1	10.0	3	1	0	0	0	5	12	1	0	.088
Minor League Totals		15-9	2.70	119	32	0	0	8	280.0	201	107	84	21	3	98	364	20	3	.201
Major League Totals		14-9	3.84	304	0	0	0	2	258.0	202	119	110	42	6	133	267	15	2	.216

*Led league +Tied for league lead @Rehab assignment

2013 AND CAREER BATTING RECORD

YR	CLUB	AVG	G	AB	R	H	2B	3B	HR	RBI	SH	SF	HP	BB	SO	SB	CS	OBP	SLG
2013	ARIZONA	-	56	-	-	-	-	-	-	-	-	-	-	-	-	-	-	-	-
Major League Totals		-	304	-	-	-	-	-	-	-	-	-	-	-	-	-	-	-	-

CAREER FIELDING

POSITION	PCT.	G	PO	A	E	TC	DP
Pitcher	.962	304	16	34	2	52	2

SINGLE-GAME HIGHS

INNINGS PITCHED.....2.1 IP, June 2, 2009 at Minnesota
 LOW-HIT COMPLETE GAME.....None
 STRIKEOUTS.....4, September 2, 2010 at Seattle
 MOST HITS ALLOWED5, June 13, 2010 vs. Washington
 MOST RUNS ALLOWED5, June 3, 2010 at Detroit
 MOST WALKS ALLOWED4, August 30, 2012 vs. Oakland
 MOST HOME RUNS ALLOWED.....2, four times, last September 20, 2013 at Colorado
 CAREER WINNING STREAK.....Five games, July 3-October 6, 2011
 CAREER 10-STRIKEOUT GAMES.....None
 CAREER HOME RUNS HIT.....None

CAREER TRANSACTIONS

2004.....Signed as a 45th-round selection by the Cleveland Indians in the First-Year Player Draft
 2012.....Acquired by the Arizona Diamondbacks with INF Didi Gregorius and INF Lars Anderson as part of a 3-team trade...RHP Trevor Bauer, RHP Bryan Shaw and RHP Matt Albers went to Indians...OF Shin-Soo Choo and INF Jason Donalds went to Reds, December 10
 2014.....Signed by the San Diego Padres as a minor league free agent, February 7



PLAYERS



BURCH SMITH

RIGHT-HANDED PITCHER

26

BATS/THROWS: R/R
OPENING DAY AGE: 23
BORN: April 12, 1990 in San Antonio, TX
RESIDENCE: Tyler, TX
ACQUIRED: Signed as a 14th-round selection in 2011 First-Year Player Draft
CONTRACT STATUS: Signed through 2014

HEIGHT/WEIGHT: 6-4/216
SERVICE TIME: 0.051

CAREER

2013: After not appearing above High-A, opened the year with Double-A San Antonio, but also made starts for Triple-A Tucson and got his first taste of the big leagues with 10 outings, seven starts, for the Padres.

- Posted a 3.80 ERA (10 ER, 23.2 IP) with 31 strikeouts over his final four big league starts (September 6-end of season) after posting an 18.41 ERA (15 ER, 7.1 IP) with 11 strikeouts in his first three starts (May 11-22).
- His 12.19 strikeouts-per-nine ratio led all of baseball among pitchers with at least 30 innings and was the best-ever by a Padres starter (min. 30 IP).
- His four stints with San Diego were May 11-22, June 8-10, June 28-July 5 and September 2 through the end of the season.
- Made his Major League debut on May 11 at Tampa Bay, retiring all three batters in the first inning before allowing six runs in the second frame without the benefit of an out.
- Earned his first Major League win on September 15 at Atlanta, tossing 7.0 shutout innings and recording a career-high 10 strikeouts, becoming just the third rookie pitcher in Padres history to record at least seven shutout innings with 10 or more strikeouts...the 10 strikeouts marked just the eighth instance a Padres rookie pitcher posted double-digit punch outs and the first time since Oliver Perez on July 31, 2002 at the Cubs.
- Was named the Pacific Coast League Pitcher of the Week on September 3...also was named the Texas League Pitcher of the Week on April 15...named the Padres' Organizational Pitcher of the Month for April after posting a 1-2 record with a 1.38 ERA in five starts with San Antonio.
- Following the season, was named by *Baseball America* as the No. 8 prospect in the Padres organization.

QUICK HIT

- **First MLB Win:** September 15, 2013 at Atlanta

2012: Spent the entire season with High-A Lake Elsinore, making 26 starts and striking out 137 in 128.2 innings.

2011: Made just two relief outings with Rookie-Level Arizona in his first professional season.

PERSONAL

Burch Taylor Smith...graduated from Robert E. Lee High School in Tyler, Texas, where he was a 2008 All-East Texas pitcher...played at Howard Junior College in Big Spring, Texas, where he was the 2010 WJCAC Pitcher of the Year and a NJCAA All-American...helped Howard win the 2009 NJCAA National Championship...transferred to the University of Oklahoma for 2011, his junior season, and was an All-Big 12 honorable mention...originally signed by Padres' scout Lane Decker.

BURCH SMITH'S CAREER PITCHING RECORD

YR	CLUB	W-L	ERA	G	GS	CG	SHO	SV	IP	H	R	ER	HR	HB	BB	SO	WP	BK	AVG
2011	AZL Padres (R)	0-0	4.50	2	0	0	0	1	2.0	3	2	1	0	0	1	4	1	0	.300
2012	Lake Elsinore (A)	9-6	3.85	26	26	0	0	0	128.2	127	62	55	11	7	27	137	4	0	.256
2013	San Antonio (AA)	1-2	1.15	6	6	0	0	0	31.1	17	8	4	1	2	6	37	1	0	.155
	Tucson (AAA)	5-1	3.39	12	12	0	0	0	61.0	56	24	23	4	1	17	65	3	0	.246
	SAN DIEGO	1-3	6.44	10	7	0	0	0	36.1	39	26	26	9	0	21	46	0	0	.269
	Major League Totals	1-3	6.44	10	7	0	0	0	36.1	39	26	26	9	0	21	46	0	0	.269
	Minor League Totals	15-9	3.35	46	44	0	0	1	223.0	203	96	83	16	10	51	243	9	0	.241

*Led league +Tied for league lead @Rehab assignment

2013 AND CAREER BATTING RECORD

YR	CLUB	AVG	G	AB	R	H	2B	3B	HR	RBI	SH	SF	HP	BB	SO	SB	CS	OBP	SLG
2013	SAN DIEGO	.111	8	9	0	1	0	0	0	0	0	0	0	1	11	0	0	.200	.111
	Major League Totals	.111	8	9	0	1	0	0	0	0	0	0	0	1	11	0	0	.200	.111

CAREER FIELDING

POSITION	PCT.	G	PO	A	E	TC	DP
Pitcher	.833	10	2	3	1	6	0

SINGLE-GAME HIGHS

INNINGS PITCHED.....7.0 IP, September 15, 2013 vs. Atlanta
 LOW-HIT COMPLETE GAME.....None
 STRIKEOUTS.....10, September 15, 2013 vs. Atlanta
 MOST HITS ALLOWED.....8, September 27, 2013 at San Francisco
 MOST RUNS ALLOWED.....6, two times, last September 27, 2013 at San Francisco
 MOST WALKS ALLOWED.....5, September 21, 2013 vs. Los Angeles Dodgers
 MOST HOME RUNS ALLOWED.....3, two times, last September 27, 2013 at San Francisco
 CAREER WINNING STREAK.....None
 CAREER 10-STRIKEOUT GAMES.....September 15, 2013 vs. Atlanta
 CAREER HOME RUNS HIT.....None

CAREER TRANSACTIONS

2009.....Selected by the Cleveland Indians in the 49th round of the First-Year Player Draft (did not sign)
 2010.....Selected by the Cleveland Indians in the 20th round of the First-Year Player Draft (did not sign)
 2011.....Signed by the San Diego Padres as a 14th-round selected in the First-Year Player Draft (did not sign)

2014 ROAD TRIP MILEAGE CHART (ESTIMATES FROM WEBFLYER.COM)

Date	From	To	Mileage	Date	From	To	Mileage
Road Trip #1				Road Trip #7			
April 3	San Diego	Miami	2,260	July 6	San Diego	Colorado	852
April 6	Miami	Cleveland	1,080	July 9	Colorado	Los Angeles	860
April 9	Cleveland	San Diego	2,020	July 13	Los Angeles	San Diego	109
Road Trip #2				Road Trip #8			
April 20	San Diego	Milwaukee	1,730	July 21	San Diego	Chicago	1,720
April 23	Milwaukee	Washington, DC	633	July 24	Chicago	Atlanta	591
April 27	Washington, DC	San Francisco	2,440	July 28	Atlanta	San Diego	1,890
April 30	San Francisco	San Diego	446	Road Trip #9			
Road Trip #3				August 4	San Diego	Minnesota	1,530
May 12	San Diego	Cincinnati	1,860	August 6	Minnesota	Pittsburgh	723
May 15	Cincinnati	Colorado	1,070	August 10	Pittsburgh	San Diego	2,100
May 18	Colorado	San Diego	852	Road Trip #10			
Road Trip #4				August 13	San Diego	St. Louis	1,550
May 25	San Diego	Arizona	304	August 17	St. Louis	Los Angeles	1,590
May 28	Arizona	Chicago	1,440	August 21	Los Angeles	Arizona	369
June 1	Chicago	San Diego	1,720	August 24	Arizona	San Diego	304
Road Trip #5				Road Trip #11			
June 9	San Diego	Philadelphia	2,360	Sept. 4	San Diego	Colorado	852
June 12	Philadelphia	New York	94	Sept. 7	Colorado	Los Angeles	860
June 15	New York	Seattle	2,400	Sept. 10	Los Angeles	Arizona	369
June 17	Seattle	San Diego	1,050	Sept. 14	Arizona	San Diego	304
Road Trip #6				Road Trip #12			
June 22	San Diego	San Francisco	446	Sept. 24	San Diego	San Francisco	446
June 25	San Francisco	San Diego	446	Sept. 28	San Francisco	San Diego	446

Final Total **42,116**



SETH SMITH

OUTFIELDER

12

BATS/THROWS: L/L
OPENING DAY AGE: 31

BORN: September 30, 1982 in Jackson, MS

RESIDENCE: Brandon, MS

ACQUIRED: From OAK in exchange for RHP Luke Gregerson: December 3, 2013

CONTRACT STATUS: Signed through 2014

HEIGHT/WEIGHT: 6-3/210
SERVICE TIME: 5.119

CAREER

2013: Played in 117 games in his second season in Oakland, recording 27 doubles.

- After recording six of his eight home runs against right-handed pitching in 2013, now hitting .279 with a .357 on-base pct., .478 slugging pct. and 65 of his 73 career home runs vs. righties.
- Hit .273 (3-for-11) with a home run as a pinch hitter and now is a career .315 (53-for-168) hitter in the pinch with six home runs and 40 RBI.
- Hit .315 career average as a pinch hitter is the best among all active players with at least 150 at bats in that role...his 40 RBI are tied for third while he tops the charts with a .413 on-base pct. and .554 slugging pct.
- No player in Major League history has recorded a higher slugging pct. (.554) as a pinch hitter (min. 200 plate appearances).

2012: In his first campaign with the A's, batted .240 with 14 home runs and 52 RBI.

- Walked a career-high 50 times while posting a .333 on-base pct.
- Posted 35 of his 39 extra-base hits against right-handers for a .454 slugging pct.

2011: In his final season with Colorado, set career highs in several categories including games (147), at bats (476), runs (67), hits (135), doubles (32), triples (9), RBI (59), extra-base hits (56) and steals (10).

- His nine triples tied for fifth in the National League.
- Batted .299 with 14 of his 15 home runs and 47 of his 59 RBI against right-handed pitching.
- Hit over .300 in four different months (.306 in April, .303 in May, .308 in June and .306 in August).
- Went 8-for-22 (.364) as a pinch hitter, tied for the third-best average in the National League.
- Posted a pair of career-best nine-game hitting streaks from May 10-20 and June 4-12.
- Recorded his fourth-career two-homer game on June 21 at Cleveland and then his fifth on August 8 at Cincinnati.

2010: Played 133 games for the Rockies in his second full big league campaign and recorded a career-high 17 home runs.

- Hit 12 of his 17 home runs prior to the All-Star break.
- Recorded his second-career two-homer game on April 25 vs. Florida.
- Posted third-career two-homer game on May 26 vs. Arizona.
- Hit walk-off home run on July 6 vs. St. Louis, capping a rally from a 9-3, ninth-inning deficit for the 12-9 win.

2009: Spent his first full season at the big league level, hitting .293 with 15 home runs and 55 RBI for the Rockies.

- Batted .330 with 31 of his 55 RBI in the seventh inning or later.
- Led the Majors and set a single-season Rockies record with a .472 average as a pinch hitter...also leading the Majors in extra-base hits (9) and tied for second in hits (17) as a pinch hitter...reached base in 27 of 48 plate appearances in the pinch (.574 on-base pct.) and slugged .861.
- Posted his first career two-home run game on September 6 vs. the Diamondbacks.
- Named National League Player of the Week for August 31-September 6, batting .542 with five doubles, 30 total bases and 10 runs scored.
- Appeared in three NLDS games vs. the Phillies, going 1-for-5.

2008: Split the season between Triple-A Colorado Springs and Colorado.

- Mostly served as a pinch hitter at the big league level, recording five extra-base hits in the pinch, tied for the third-most in baseball...that total included two pinch-hit home runs.
- Recorded his first Major League home run on May 25 vs. the New York Mets.
- His first career pinch-hit home run was also an inside-the-park home run on July 18 vs. Pittsburgh.
- Named a starter for the Triple-A All-Star Game in Louisville, but did not play due to his promotion to Colorado.

QUICK HIT

- While at Ole Miss, played both baseball and football, serving as backup quarterback to Eli Manning.
- Named all-conference in baseball, football, basketball and soccer at Hillcrest Christian High School in Jackson, MS.
- First MLB Hit: September 21, 2007 at San Diego, single off Doug Brocail
- First MLB Home Run: May 25, 2008 vs. New York Mets, 3-run off John Maine

2007: Ranked ninth in the Pacific Coast League hitting .317 in 129 games for Triple-A Colorado Springs.

- Ranked ninth in the PCL in batting.
- Hit for the cycle on August 17 vs. Las Vegas, going 5-for-6 with two home runs, four RBI and five runs scored.
- Was selected by the Rockies on September 16 and made his Major League debut that night.
- Recorded his first Major League hit on September 21 at San Diego, a single off Doug Brocail.
- Appeared in six of Colorado's 11 postseason games, all as a pinch hitter, and went 3-for-6 with a double and two RBI...hit a two-out, two-run pinch double in the fourth inning of Game 4 of the NLCS on October 15 vs. Arizona, giving the Rockies a 2-1 lead.

2006: Batted .296 with 15 home runs, 46 doubles and 71 RBI in 130 games for Double-A Tulsa.

- His 46 doubles tied with Joey Votto (Chattanooga) for the most in the minor leagues.
- Ranked among the Texas League leaders in extra-base hits (4th, 65) and hits (5th, 154).

2005: Spent the entire season at High-A Modesto and hit .300 with 45 doubles, tied for the fifth-most in all of minor league baseball.

- Rated as the eighth-best prospect in the Rockies system by *Baseball America* entering the season.
- His 45 doubles ranked second in the California League...also tied for league lead with 15 outfield assists.

2004: Saw his first professional action and was named a Pioneer League All-Star and selected to *Baseball America's* Rookie-Level All-Star team.

- Ranked second in the Pioneer League in batting (.369) and slugging pct. (.601), fourth in RBI (61) and extra-base hits (33) and tied for fourth in doubles (21).
- Combined for 93 hits with Casper and Tri-City, equaling Juan Pierre for the most-ever by a Colorado short-season player.

PERSONAL

Garry Seth Smith...married to Mariel...couple has a daughter, Sienna, and a son, Cruise...graduated from Hillcrest Christian High School in Jackson, Miss., where he helped lead the baseball team to back-to-back Class 4A state championships in 1997 and 1998...also was Mississippi Private School Association 4A MVP in football...named all-conference in basketball twice and soccer three times...played baseball for three seasons at Ole Miss, finishing ninth on the school's career hit list with 220...was a preseason All-American as a junior in 2004...also played football at Ole Miss, serving as the backup quarterback to Eli Manning but never saw a snap in three years on the team...political science major...was a member of the USA National Team that won a silver medal at the Pan American Games in 2003...originally signed by Rockies' scout Damon Iannelli.

SETH SMITH'S CAREER BATTING RECORD

YR	CLUB	AVG	G	AB	R	H	2B	3B	HR	RBI	SH	SF	HP	BB	SO	SB	CS	OBP	SLG	E
2004	Casper (R)	.369	56	233	46	86	21	3	9	61	0	2	0	25	47	9	1	.427	.601	5
	Tri-City (A)	.259	9	27	6	7	1	1	2	5	0	1	0	1	3	0	0	.276	.593	1
2005	Modesto (A)	.300	129	533	87	160	45	6	9	72	4	3	1	44	115	5	3	.353	.458	9
2006	Tulsa (AA)	.294	130	524	79	154	46*	4	15	71	3	0	4	51	74	4	4	.361	.483	5
2007	Colo. Springs (AAA)	.317	129	451	68	143	32	6	17	82	1	4	10	39	73	7	3	.381	.528	4
	COLORADO	.625	7	8	4	5	0	1	0	0	0	0	0	0	1	0	0	.625	.875	0
2008	Colo. Springs (AAA)	.323	68	248	55	80	16	2	10	53	0	6	3	46	46	11	0	.426	.524	3
	COLORADO	.259	67	108	13	28	7	0	4	15	0	0	0	15	23	1	0	.350	.435	1
2009	COLORADO	.293	133	335	61	98	20	4	15	55	1	3	2	46	67	4	1	.378	.510	1
2010	COLORADO	.246	133	358	55	88	19	5	17	52	0	3	2	35	67	2	1	.314	.469	3
2011	COLORADO	.284	147	476	67	135	32	9	15	59	0	7	4	46	93	10	2	.347	.483	5
2012	OAKLAND	.240	125	383	55	92	23	2	14	52	0	3	5	50	98	2	2	.333	.420	2
	Sacramento(AAA) @	.667	1	3	0	2	0	0	0	0	0	0	1	0	0	0	0	.750	.667	0
2013	OAKLAND	.253	117	368	49	93	27	0	8	40	0	0	3	39	94	0	0	.329	.391	0
Major League Totals		.265	729	2036	304	539	128	21	73	273	1	16	16	231	443	19	6	.342	.456	12
Minor League Totals		.313	522	2019	341	632	161	22	62	344	8	16	19	206	358	36	11	.379	.507	27

*Led league +Tied for league lead @Rehab assignment



PLAYERS

DIVISION SERIES RECORD

YR	CLUB	AVG	G	AB	R	H	2B	3B	HR	RBI	SH	SF	HP	BB	SO	SB	CS	OBP	SLG
2007	COL vs. PHI	.500	2	2	1	1	0	0	0	0	0	0	0	0	0	0	0	.500	.500
2009	COL vs. PHI	.200	3	5	0	1	0	0	0	0	0	0	0	1	1	0	0	.333	.200
2012	OAK vs. DET	.133	5	15	3	2	1	0	1	3	0	0	1	3	6	0	0	.316	.400
2013	OAK vs. DET	.313	4	16	1	5	0	0	1	2	0	0	0	1	5	0	0	.353	.500
Major League Totals		.237	14	38	5	9	1	0	2	5	0	0	1	5	12	0	0	.341	.421

CHAMPIONSHIP SERIES RECORD

YR	CLUB	AVG	G	AB	R	H	2B	3B	HR	RBI	SH	SF	HP	BB	SO	SB	CS	OBP	SLG
2007	COL vs. ARI	.500	2	2	1	1	1	0	0	2	0	0	0	0	0	0	0	.500	1.000
Major League Totals		.500	2	2	1	1	1	0	0	2	0	0	0	0	0	0	0	.500	1.000

WORLD SERIES RECORD

YR	CLUB	AVG	G	AB	R	H	2B	3B	HR	RBI	SH	SF	HP	BB	SO	SB	CS	OBP	SLG
2007	COL vs. BOS	.500	2	2	0	1	0	0	0	0	0	0	0	0	1	0	0	.500	.500
Major League Totals		.500	2	2	0	1	0	0	0	0	0	0	0	0	1	0	0	.500	.500

CAREER FIELDING

POSITION	PCT.	G	PO	A	E	TC	DP
Outfield	.985	469	777	18	12	807	3

SINGLE-GAME HIGHS

HITTING STREAK.....Nine games, Two times, last June 4-12, 2011
 HITS4, three times, last April 11, 2013 at Los Angeles Angels
 DOUBLES2, nine times, last September 29, 2013 at Seattle
 TRIPLES.....2, September 6, 2011 vs. Arizona
 RBI.....5, two times, last July 27, 2012 at Baltimore
 RUNS SCORED.....3, eight times, last May 20, 2013 at Texas
 WALKS4, June 12, 2013 vs. New York Yankees
 STRIKEOUTS.....4, three times, last May 3, 2013 at New York Yankees

HOME RUNS

CAREER MULTI-HOME RUN GAMES (5).....September 6, 2009 vs. Arizona
 April 25, 2010 vs. Florida
 May 26, 2010 vs. Arizona
 June 21, 2011 at Cleveland
 August 8, 2011 at Cincinnati
 CAREER GRAND SLAMSNone
 CAREER PINCH-HIT (5)July 18, 2008 vs. Pittsburgh (Tyler Yates)
 August 17, 2008 at Washington (Jesus Colome)
 August 21, 2009 vs. San Francisco (Jeremy Affeldt)
 April 16, 2010 at Atlanta (Derek Lowe)
 May 27, 2010 vs. Arizona (Dan Haren)
 CAREER INSIDE-THE-PARK (1)July 18, 2008 vs. Pittsburgh (Tyler Yates)
 CAREER WALK-OFFS (1)July 6, 2010 vs. St. Louis (Ryan Franklin)

CAREER TRANSACTIONS

2001.....Selected by the Arizona Diamondbacks in the 48th round of the First-Year Player Draft (did not sign)
 2004.....Signed by the Colorado Rockies as a second-round selection in the First-Year Player Draft
 2008.....Acquired by the Oakland A's in exchange for RHP Guillermo Moscoso and LHP Josh Outman, January 16
 2013.....Acquired by San Diego Padres in exchange for RHP Luke Gregerson, December 3



CORY SPANGENBERG 73

INFIELDER

SPANGENBERG

BATS/THROWS: L/R **HEIGHT/WEIGHT:** 6-0/196
OPENING DAY AGE: 23 **SERVICE TIME:** 0.000
BORN: March 16, 1991 in Clarks Summit, PA
RESIDENCE: Oldsmar, FL
ACQUIRED: Signed as a first-round (10th overall) selection in the 2011 First-Year Player Draft
CONTRACT STATUS: Signed through 2014

NON-ROSTER INVITEE

CAREER

2013: Opened the year at High-A Lake Elsinore before a promotion to Double-A San Antonio where he helped the Missions to the Texas League title.

- Prior to promotion to San Antonio, was named to the California League mid-season All-Star team.
- Hit .403 (27-for-67) with runners in scoring position at Lake Elsinore.
- After a tough start to his Double-A career hitting .243 in June for San Antonio, batted .284 in July and then .330 in August.
- Played for Peoria in the Arizona Fall League, batting .308 (20-for-65) with four doubles, a triple, two home runs, seven RBI, 12 runs scored and seven stolen bases in eight attempts.

2012: Spent the entire campaign with High-A Lake Elsinore, hitting .271 and stealing 27 bases.

- Named the No. 1 second base prospect by MLB.com prior to the season.
- Also named the No. 5 prospect in the Padres organization by *Baseball America* entering 2012...also rated as having the best strike-zone discipline in the Padres organization.

2011: Began his professional career batting .384 in 25 games with Short-A Eugene before hitting .286 in 47 games with Class-A Fort Wayne.

- Named a Short-Season All-Star by both *Topps* and *Baseball America* following the season.

PERSONAL

Cory Joseph Spangenberg...graduated from Abington Heights High School in Clarks Summit, Pa., where he led the baseball team to the PIAA title in 2009...began his college career at VMI where he earned freshman All-American honors before transferring to Indian River State College in Fort Pierce, Fla...he committed to play at the University of Miami before deciding to sign with the Padres in 2011...originally signed by Padres' scout Willie Bosque.

CORY SPANGENBERG'S CAREER BATTING RECORD

YR	CLUB	AVG	G	AB	R	H	2B	3B	HR	RBI	SH	SF	HP	BB	SO	SB	CS	OBP	SLG	E
2011	Eugene (A)	.384	25	86	20	33	10	0	1	20	0	2	2	31	15	10	4	.545	.535	4
	Fort Wayne (A)	.286	47	189	35	54	7	1	2	24	3	0	3	14	42	15	4	.345	.365	9
2012	Lake Elsinore (A)	.271	98	384	53	104	12	8	1	40	6	4	6	26	72	27	9	.324	.352	10
2013	Lake Elsinore (A)	.296	54	226	33	67	13	6	4	31	3	0	1	23	51	17	3	.364	.460	7
	San Antonio (AA)	.289	76	287	35	83	10	3	2	20	11	2	2	17	61	19	11	.331	.366	4
Minor League Totals		.291	300	1172	176	341	52	18	10	135	23	8	14	111	241	88	31	.357	.392	34

*Led league +Tied for league lead @Rehab assignment

CAREER TRANSACTIONS

2011.....Signed by the San Diego Padres as a first-round (10th overall) selection in First-Year Player Draft

PADRES EXPANSION DRAFT SELECTIONS - OCTOBER 15, 1968

No.	Name	Pos	Former Club	No.	Name	Pos	Former Club
1.	Ollie Brown	OF	San Francisco	16.	Mike Corkins	RHP	San Francisco
2.	Dave Giusti	RHP	St. Louis	17.	Tom Dukes	RHP	Houston
3.	Dick Selma	RHP	New York Mets	18.	Rick James	RHP	Chicago Cubs
4.	Al Santorini	RHP	Atlanta	19.	Tony Gonzalez	OF	Philadelphia
5.	Jose Arcia	INF	Chicago Cubs	20.	Dave Roberts	LHP	Pittsburgh
6.	Clay Kirby	RHP	St. Louis	21.	Ivan Murrell	OF	Houston
7.	Fred Kendall	C	Cincinnati	22.	Jim Williams	OF	Los Angeles
8.	Jerry Morales	OF	New York Mets	23.	Billy McCool	LHP	Cincinnati
9.	Nate Colbert	1B	Houston	24.	Roberto Pena	INF	Philadelphia
10.	Zoilo Versalles	INF	Los Angeles Dodgers	25.	Al McBean	RHP	Pittsburgh
11.	Frank Reberger	RHP	Chicago Cubs	26.	Rafael Robles	INF	San Francisco
12.	Jerry DaVanon	INF	St. Louis Cardinals	27.	Fred Katawczik	LHP	Cincinnati
13.	Larry Stahl	OF	New York Mets	28.	Ron Slocum	INF	Pittsburgh
14.	Dick Kelley	LHP	Atlanta	29.	Steve Arlin	RHP	Philadelphia
15.	Al Ferrara	OF	Los Angeles Dodgers	30.	Cito Gaston	OF	Atlanta



TIM STAUFFER

RIGHT-HANDED PITCHER

46

BATS/THROWS: R/R

OPENING DAY AGE: 31

BORN: June 2, 1982 in Portland, ME

RESIDENCE: San Diego, CA

ACQUIRED: Signed as a first-round selection (fourth overall) in the 2003 First-Year Player Draft

CONTRACT STATUS: Signed through 2014

HEIGHT/WEIGHT: 6-1/209

SERVICE TIME: 5.143

CAREER

2013: Opened the season at Triple-A Tucson, making eight starts, before being selected by the Padres on May 17 and making 43 relief appearances.

- Led SD relievers with 69.2 relief innings...his 69.2 relief innings following his recall on May 17 ranked third in the Majors behind the Twins' Anthony Swarzak (71.2) and the D-backs' Josh Collmenter (71.0).
- Limited left-handed hitters to a .190 (23-for-121) batting average which ranked fourth in the National league and 12th in the Majors amongst relievers (ninth among right-handed relievers).
- Tossed more than 1.0 inning in 22 of his 43 relief appearances and tossed at least 2.0 innings in 18 of his 43 appearances.
- When tossing at least 2.0 innings, posted a 2.12 ERA (11 ER, 46.2 IP) with 35 strikeouts in 18 games.
- Over his final 13 appearances, posted a 2.49 ERA (6 ER, 21.2 IP) with 24 strikeouts.
- Tossed 15.0 consecutive scoreless innings (August 20-September 8), limiting opposing hitters to a .151 (8-for-53) batting average over eight appearances.

QUICK HIT

- A four-sport athlete in high school, playing baseball, basketball, golf and soccer.
- Signed as a first-round selection out of the 2003 First-Year Player Draft, and is currently the longest tenured player in the entire Padres organization.
- First MLB Win: May 11, 2005 at Cincinnati

2012: Pitched in just one game for the Padres, missing time due to the disabled list.

- Made just one start for the Padres on May 14 at WSH.
- Began the season on the 15-day DL with a strained right elbow...reinstated on May 14 to make the start and placed back on the 15-day DL shortly after on May 18 with a right elbow strain...transferred to the 60-day DL on June 10.
- Underwent season-ending surgery on his right elbow on August 31 to repair the flexor tendon.
- After trade of RHP Ernesto Frieri to the Angels in May, became the longest tenured player in the Padres organization.

2011: Established career highs in wins, starts, innings pitched, strikeouts and quality starts, besting his totals from 2010.

- Named the Padres' Opening Day starter for the first time, pitching March 31 at STL.
- Went 5-6 with a 2.97 ERA (39 ER, 118.0 IP) over the first half of the season, becoming one of just four qualifying Padres pitchers to ever take a sub-3.00 ERA into the All-Star break (Jake Peavy in 2007 and 2008; Chris Young in 2007; Mat Latos in 2010).
- Posted a 2.57 ERA (27 ER, 94.2 IP) in 15 starts at home and a 4.95 ERA (50 ER, 91.0 IP) in 16 starts on the road.
- Worked 7.0-or-more innings on 10 occasions, including a career-high 8.0 frames on June 7 vs. COL.

2010: Set then-career-highs in games, wins, innings pitched and strikeouts.

- Went 3-3 with a 1.87 ERA (9 ER, 43.1 IP) and .224 (35-for-156) opponents batting average over 25 relief appearances and 3-2 with a 1.83 ERA (8 ER, 39.1 IP) and .213 (30-for-141) opponents average in seven starts.
- Started the season with a career-best 17.1-inning scoreless streak over nine relief outings from April 5-May 5.
- Allowed just one run over his first 15 outings, one start, and 30.1 IP (0.30 ERA) from April 5-July 28...allowed a .190 (20-for-105) opponents average over that span.
- Finished the season by making six starts from September 6-October 2, going 3-2 with a 2.10 ERA (8 ER, 34.1 IP) and .195 (24-for-123) opponents average.
- Placed on the 15-day on May 11 (retro to 5/10) with an appendicitis...reinstated on July 1, missing a total of 46 games.
- Allowed one run or less in six of his seven starts, including no runs twice.
- Won his last start of the season on October 2 at SF, bringing the Padres to within one game of San Francisco in the NL West with one to play.

2009: Returned to action after missing all of 2008, making 12 relief appearances for Double-A San Antonio and four starts for Triple-A Portland before being added to the Padres rotation.

- Contract selected from Portland July 11...started that night at SF, making his first Major League appearance since August 26, 2007...struck out a career-high-tying seven batters.
- San Diego went 5-1 in his final six starts...posted a 3-1 record and 3.09 ERA (11 ER, 32.0 IP).

2008: Missed the entire season after undergoing right shoulder surgery to repair a torn labrum.

2007: **Split the season between Triple-A Portland and the Padres.**

2006: **Spent the majority of the year at Triple-A Portland.**

- Made one start for the Padres in 2006...picked up the win, allowing two runs (one earned) on three hits over 6.0 innings August 21 vs. LAD.
- Paced the Beavers in wins (7), games started (26), strikeouts (89) and innings pitched (153.0).

2005: **Began the season at Triple-A Portland, also appearing in 15 games (14 starts) for the Padres.**

- Made his Major League debut on May 11 at CIN, picking up the victory after tossing 6.0 innings, allowing just two runs on four hits...became the 17th Padres pitcher to earn a win in his Major League debut and the 14th as a starter.
- Became the sixth pitcher and the eighth player from the 2003 Draft to reach the Majors.

2004: **Went a combined 11-5 with a 2.89 ERA over 28 starts with Single-A Lake Elsinore, Double-A Mobile and Triple-A Portland.**

- Made his professional debut with Lake Elsinore on April 11 vs. Inland Empire.

PERSONAL

Timothy James Stauffer...he and his wife, Rosanne, have one son, Noah...played baseball, basketball, golf and soccer at Saratoga High School in New York...attended the University of Richmond...originally signed by Padres' scout Tripp Keister.

TIM STAUFFER'S CAREER PITCHING RECORD

YR	CLUB	W-L	ERA	G	GS	CG	SHO	SV	IP	H	R	ER	HR	HB	BB	SO	WP	BK	AVG
2004	Lake Elsinore (A)	2-0	1.78	6	6	0	0	0	35.1	28	10	7	0	1	9	30	0	0	.222
	Mobile (AA)	3-2	2.63	8	8	1	0	0	51.1	56	17	15	3	0	13	33	2	0	.290
	Portland (AAA)	6-3	3.54	14	14	0	0	0	81.1	83	46	32	15	3	26	50	1	1	.269
2005	Portland (AAA)	3-5	5.14	13	13	1	1	0	75.1	90	48	43	5	5	17	64	3	0	.296
	SAN DIEGO	3-6	5.33	15	14	0	0	0	81.0	92	50	48	10	2	29	49	0	0	.286
2006	Portland (AAA)	7-12	5.53	28	26	0	0	0	153.0	199	108	94	20	9	52	89	4	0	.320
	SAN DIEGO	1-0	1.50	1	1	0	0	0	6.0	3	2	1	0	0	1	2	0	0	.150
2007	Portland (AAA)	8-5	4.34	25	20	0	0	0	130.2	147	73	63	12	4	36	96	7	0	.283
	SAN DIEGO	0-1	21.13	2	2	0	0	0	7.2	15	18	18	5	1	6	6	0	0	.395
2008									Injured - Did not pitch										
2009	San Antonio (AA)	1-0	1.89	12	0	0	0	1	19.0	13	5	4	1	0	4	12	0	0	.183
	Portland (AAA)	2-1	2.35	4	4	0	0	0	23.0	16	7	6	1	0	4	16	1	0	.198
	SAN DIEGO	4-7	3.58	14	14	0	0	0	73.0	71	31	29	8	5	34	53	1	0	.259
2010	SAN DIEGO	6-5	1.85	32	7	0	0	0	82.2	65	18	17	3	2	24	61	0	0	.219
	Portland (AAA)@	0-0	4.58	6	5	0	0	0	17.2	24	13	9	0	0	7	8	2	0	.308
2011	SAN DIEGO	9-12	3.73	31	31	0	0	0	185.2	180	81	77	20	8	53	128	4	1	.258
2012	Lake Elsinore (A)@	0-1	3.38	4	4	0	0	0	13.1	15	5	5	0	0	2	11	0	0	.283
	Tucson (AAA)@	0-1	3.38	2	2	0	0	0	8.0	10	3	3	1	0	1	2	0	0	.333
	SAN DIEGO	0-0	5.40	1	1	0	0	0	5.0	7	4	3	1	0	3	5	0	0	.333
	AZL Padres (R)@	0-0	0.00	1	1	0	0	0	1.0	1	1	0	0	0	0	1	0	0	.250
2013	Tucson (AAA)	2-2	3.16	8	8	0	0	0	42.2	50	16	15	1	1	15	38	2	0	.299
	SAN DIEGO	3-1	3.75	43	0	0	0	0	69.2	59	29	29	7	4	20	64	0	0	.231
Major League Totals		26-32	3.91	139	70	0	0	0	510.2	492	233	222	54	22	170	368	5	1	.256
Minor League Totals		34-32	4.09	131	111	2	1	1	651.2	732	352	296	59	23	186	450	22	1	.286

*Led league +Tied for league lead @Rehab assignment

2013 AND CAREER BATTING RECORD

YR	CLUB	AVG	G	AB	R	H	2B	3B	HR	RBI	SH	SF	HP	BB	SO	SB	CS	OBP	SLG
2013	SAN DIEGO	.000	43	8	0	0	0	0	0	0	0	0	0	0	4	0	0	.000	.000
Major League Totals		.150	140	133	7	20	3	0	0	12	16	1	1	4	61	0	0	.180	.173

CAREER FIELDING

POSITION	PCT.	G	PO	A	E	TC	DP
Pitcher	.992	139	43	80	1	124	4

SINGLE-GAME HIGHS

INNINGS PITCHED.....8.0 IP, June 7, 2011 vs. Colorado
 LOW-HIT COMPLETE GAME.....None
 STRIKEOUTS.....9, June 24, 2011 vs. Atlanta
 MOST HITS ALLOWED.....11, twice, last May 22, 2011 vs. Seattle
 MOST RUNS ALLOWED.....11, August 26, 2007 at Philadelphia
 MOST WALKS ALLOWED.....7, August 30, 2011 at Los Angeles (AL)
 MOST HOME RUNS ALLOWED.....5, August 13, 2011 at Cincinnati
 CAREER WINNING STREAK.....Three games, twice, last June 24 - July 5, 2011
 CAREER 10-STRIKEOUT GAMES.....None
 CAREER HOME RUNS HIT.....None

CAREER TRANSACTIONS

2000.....Selected by the Baltimore Orioles in the 36th round of the First-Year Player Draft (did not sign).
 2003.....Signed by the San Diego Padres as a first-round selection (fourth overall) in the First-Year Player Draft.
 2013.....Signed by the San Diego Padres as a minor league free agent, January 29.



PLAYERS



HUSTON STREET

RIGHT-HANDED PITCHER

16

BATS/THROWS: R/R

OPENING DAY AGE: 30

BORN: August 2, 1983 in Austin, TX

RESIDENCE: Austin, TX

ACQUIRED: Acquired from COL along with cash considerations in exchange for LHP Nick Schmidt: December 7, 2011

CONTRACT STATUS: Signed through 2014 (club option for 2015)

HEIGHT/WEIGHT: 6-0/196

SERVICE TIME: 9.000

CAREER

2013: His 33 saves (in 35 chances) ranked tied for the seventh in the National League while his 94.3 save percentage ranked tied for second in the National League and tied for third in the Majors behind Miami's Steve Cishek (94.4) and Toronto's Casey Janssen (94.4).

- Named the Padres' Darrel Akerfelds Bullpen Award winner.
- Was 2-1 and 18-for-19 in save opportunities with a 0.89 ERA (3 ER, 30.1 IP) with 31 strikeouts in his final 31 relief appearances (June 26-end of season)...began the season with a 0-4 record and a 4.78 ERA (14 ER, 26.1 IP) with 15 strikeouts in his first 27 relief appearances.
- Was named National League Player of the Week (September 2-8), the second such honor of his career (also June 14, 2009 while with the Rockies).
- His 0.89 ERA from June 26 through the end of the season ranked third in the National League and seventh in the Majors amongst relievers (min. 25.0 IP).
- Was 25-for-25 in save opportunities between May 14 and September 23...during that stretch posted a 0.36 ERA (1 ER, 25.1 IP) with 23 strikeouts in save opportunities... the 25 consecutive saves was the second-longest streak of his career, behind only the 26 consecutive saves he had from June 8-September 27, 2009...could not convert his final save chance of the year in the season's final game on September 29 at San Francisco.
- Recorded 30+ saves for the third time in his career (2006, 2009)...recorded 20+ saves for the seventh time in his nine Major League seasons.
- Tossed 20.1 consecutive scoreless innings (June 26-September 3), limiting opposing hitters to a .119 (8-for-67) batting average.

QUICK HIT

- Named a 2012 National League All-Star
- Named Most Outstanding Player of the 2002 College World Series while playing for the University of Texas.
- Pitched for Team USA in the 2006 World Baseball Classic.
- First MLB Win: April 17, 2005 vs. Los Angeles Angels
- First MLB Save: June 2, 2005 vs. Toronto

2012: In his first season with the Padres, posted the best save percentage among all qualifying National League closers, going 23-for-24 in save opportunities, while also being honored with his first career All-Star selection.

- His 95.8 (23-for-24) save percentage ranked second-best overall among qualifying Major League relievers and was the third-best among qualifying relievers in Padres franchise history (Rod Beck, 100.0 in 2003 and Trevor Hoffman, 98.1 in 1998).
- Named to the 2012 National League All-Star team, but did not pitch in the game.
- Posted a career-best 21.1 scoreless innings streak from June 20-August 10, second-longest streak by a Padres pitcher in 2012 behind Luke Gregerson's 23.0 scoreless innings streak.
- Converted 23-straight save opportunities from the start of the season up until his last outing, the second-longest save streak by a National League reliever in 2012 (Aroldis Chapman, CIN, 27-straight saves converted).
- Began the season by posting a 0.93 ERA (1 ER, 9.2 IP) and 13 strikeouts against just two walks and three hits allowed in his first 10 outings before landing on the 15-day DL on May 5 with a strained right lat.
- Went 2-0 with a 0.68 ERA (2 ER, 26.1 IP), 17 saves in 17 chances and 32 strikeouts against just six walks and eight hits allowed for a .093 (8-for-86) opponents batting average from June 5-August 10 after being reinstated from the DL.
- Had his first and only blown save of the season in his last outing of the year on September 30 vs. SF, allowing two home runs and a season-high three runs, his only home runs allowed in 2012 and his only game allowing multiple runs.
- Pitched on zero days of rest 11 times in 2012, converting all nine of his save opportunities on such occasions and not allowing a run in his 11.0 innings of work.
- Agreed to terms on a contract extension through the 2014 season with a club option for 2015 on July 29.

2011: Converted 29 of 33 save opportunities over 62 relief outings for the Rockies, topping 60 appearances for the fifth time in his career.

- Named MLB Delivery Man of the Month for April after leading the Majors with 10 saves in 10 opportunities...posted a 2.20 ERA (4 ER, 16.1 IP) with 17 strikeouts in 15 April appearances.
- Picked up 26 of his saves prior to the All-Star break (26-for-28) and just three after the break (3-for-5)...made only 19 appearances after the break.
- Posted a 2.15 ERA (7 ER, 29.1 IP) in his 30 road outings, converting 18 of 20 save opportunities.
- Finished the season with his third-highest save total and fifth-best save percentage in Rockies history...moved into third place on the Rockies all-time saves list with 84.

2010: Spent his second full season with the Rockies but missed the first 69 games of the year on the DL with an inflamed right shoulder.

- Reinstated from the DL on June 22 and made his first appearance of the season that night.
- Recorded 20 saves in 25 opportunities, marking his second straight 20-save season.

2009: In his first season with Colorado, converted 35 saves in 37 opportunities...second-highest save total of his career and just the seventh 30-save season in franchise history.

- Led all COL relievers with four wins.
- Converted 26 consecutive save chances from June 8-September 27, the longest streak by any NL pitcher that season and a new franchise record...his 94.5 save percentage was second in the NL and also the highest mark in COL history.
- Posted a 5.38 strikeout/walk ratio that ranked second in the NL (behind Chad Qualls, 6.43).
- Named the NL Co-Player of the Week for week ending June 14 (1.93 ERA, 5 games, 5 saves), his first career weekly honor.
- Made three appearances for COL in the NLDS and was pinned with two losses vs. PHI.

2008: Began the season as the A's closer but was replaced toward the end of the season, converting 18 saves in 25 opportunities.

- Charged with a blown save and loss on Opening Day in Japan, March 25 vs. BOS.
- Tied for third among AL relievers with seven wins and tied for sixth with five losses.

2007: Made 48 appearances, recording 16 saves while missing two months of the season on the DL.

- Ranked third among AL relievers, averaging 11.34 strikeouts per 9.0 IP.
- Placed on the 15-day DL May 15 (retro to May 13) with an irritation of the right ulnar nerve...reinstated July 23 and used as a setup man immediately following his return from the DL and resumed his role as closer on August 15.

2006: Tied for fourth in the American League with a career-high 37 saves, despite missing a total of 29 games due to injuries.

- Tied for the third-best single-season save total by a 23-year-old in MLB history.
- Also pitched for the United States in the World Baseball Classic, working scoreless ball over 3.0 innings and three outings.
- Recorded a save in five straight A's games from June 8-13, becoming the first A's pitcher to do so since Billy Koch in 2002.
- Saved all three games of a series June 9-11 at NYY and August 11-13 vs. TB.
- Placed on the 15-day DL August 19 for the first time in his career with a strained right groin.
- Saw his first postseason action, making five relief appearances between the ALDS and ALCS...went 0-1 while picking up two saves in his only opportunities.

2005: Named AL Rookie of the Year by the Baseball Writers Association of America after leading all Major League rookies with 23 saves...became the sixth Oakland Athletic to win the award and at the time was just the third closer to be named AL Rookie of the Year, joining Gregg Olson (1989) and Kazuhiro Sasaki (2000).

- Also named AL Rookie Player of the Year by *The Sporting News* and received the Players Choice Award for the AL's Outstanding Rookie and was named Rookie of the Year by *Baseball America*.
- Took over as the A's closer following the injury to Octavio Dotel in May and set the Oakland rookie record for saves...his 23 saves were tied for seventh-most ever by an AL rookie and were fourth-most ever by a player 22-years-old or younger.
- Tied for second among AL rookies in appearances, ranked eighth in strikeouts, ninth in wins and was 10th in innings pitched...his 67 appearances were second-most ever by an Oakland rookie.
- Ranked second among all AL relievers in ERA, behind only Mariano Rivera...third-lowest relief ERA in OAK history.
- Named to the A's Opening Day Roster and made his ML debut April 6 at BAL...first A's player to make his MLB debut within a year of begin drafted since Ariel Prieto went straight to the Majors in 1995.

2004: Made his professional debut pitching for all three levels of the OAK farm system...combined to go 1-1 with eight saves and a 1.38 ERA (4 ER, 26.0 IP) in 21 outings between Single-A Kane County, Double-A Midland and Triple-A Sacramento.

PERSONAL

Huston Lowell Street...he and his wife, Lacey, have two sons, Ripken and Ryder...a graduate of Westlake (TX) High School in 2001...played for the the US national team following his 2002 and 2003 seasons at the University of Texas at Austin...led the Longhorns to three consecutive College World Series appearances and was named the 2002 CWS Most Outstanding Player after saving four games, including the championship game against South Carolina...named All-Big 12 selection from 2002-04...his late father, James, was a star quarterback at Texas, winning 20 consecutive games at one point and leading the Longhorns to a national championship in 1969...James Street also posted a 29-8 record pitching for Texas, leading three UT teams to the College World Series...originally signed by Athletics' scout Blake Davis.



PLAYERS

HUSTON STREET'S CAREER PITCHING RECORD

YR	CLUB	W-L	ERA	G	GS	CG	SHO	SV	IP	H	R	ER	HR	HB	BB	SO	WP	BK	AVG
2004	Kane County (A)	0-1	1.69	9	0	0	0	4	10.2	9	2	2	0	0	5	14	1	0	.220
	Midland (AA)	1-0	1.35	10	0	0	0	3	13.1	10	2	2	0	1	3	14	1	0	.200
	Sacramento (AAA)	0-0	0.00	2	0	0	0	1	2.0	2	0	0	0	0	0	2	0	0	.250
2005	OAKLAND	5-1	1.72	67	0	0	0	23	78.1	53	17	15	3	2	26	72	1	0	.194
2006	OAKLAND	4-4	3.31	69	0	0	0	37	70.2	64	28	26	4	2	13	67	4	0	.238
2007	OAKLAND	5-2	2.88	48	0	0	0	16	50.0	35	20	16	5	0	12	63	0	0	.190
	Sacramento (AAA)@	0-0	0.00	1	1	0	0	0	1.0	1	0	0	0	0	0	2	0	0	.250
2008	OAKLAND	7-5	3.73	63	0	0	0	18	70.0	58	29	29	6	1	27	69	2	0	.229
2009	COLORADO	4-1	3.06	64	0	0	0	35	61.2	43	22	21	7	0	13	70	0	0	.194
2010	Tulsa (AA)@	0-0	0.00	2	1	0	0	0	1.1	1	0	0	0	0	1	2	0	0	.200
	Colo. Springs (AAA)@	1-1	10.29	7	1	0	0	0	7.0	11	8	8	1	0	2	9	0	0	.344
	COLORADO	4-4	3.61	44	0	0	0	20	47.1	39	21	19	5	2	11	45	2	1	.225
2011	COLORADO	1-4	3.86	62	0	0	0	29	58.1	62	28	25	10	1	9	55	0	0	.276
	Colo. Springs (AAA)@	0-0	0.00	2	0	0	0	0	2.0	0	0	0	0	0	0	2	0	0	.000
2012	SAN DIEGO	2-1	1.85	40	0	0	0	23	39.0	17	8	8	2	0	11	47	1	0	.130
	Lake Elsinore (A)@	0-0	9.00	2	2	0	0	0	2.0	1	2	2	1	0	1	1	0	0	.143
2013	SAN DIEGO	2-5	2.70	58	0	0	0	33	56.2	44	17	17	12	0	14	46	4	0	.213
	Lake Elsinore (A)@	0-0	0.00	1	1	0	0	0	1.0	0	0	0	0	0	0	0	0	0	.000
Major League Totals		34-27	2.98	515	0	0	0	234	532.0	415	190	176	54	8	136	534	14	1	.214
Minor League Totals		2-2	3.12	36	6	0	0	8	40.1	35	14	14	2	1	12	46	2	0	.224

*Led league +Tied for league lead @Rehab assignment

DIVISION SERIES RECORD

YR	CLUB	W-L	ERA	G	GS	CG	SHO	SV	IP	H	R	ER	HR	HB	BB	SO	WP	BK
2006	OAK vs. MIN	0-0	3.00	3	0	0	0	2	3.0	4	1	1	0	0	1	1	0	0
2009	COL vs. PHI	0-2	13.50	3	0	0	0	1	2.2	6	4	4	0	0	3	1	0	0
Division Series Totals		0-2	7.94	6	0	0	0	3	5.2	10	5	5	0	0	4	2	0	0

LEAGUE CHAMPIONSHIP SERIES RECORD

YR	CLUB	W-L	ERA	G	GS	CG	SHO	SV	IP	H	R	ER	HR	HB	BB	SO	WP	BK
2006	OAK vs. DET	0-1	10.80	2	0	0	0	0	3.1	4	4	4	2	0	0	3	0	0

ALL-STAR RECORD

YR	CLUB	W-L	ERA	G	GS	CG	SHO	SV	IP	H	R	ER	HR	HB	BB	SO	WP	BK
2012	NL vs. AL (at KC)	0-1																
Did Not Pitch																		

2013 AND CAREER BATTING RECORD

YR	CLUB	AVG	G	AB	R	H	2B	3B	HR	RBI	SH	SF	HP	BB	SO	SB	CS	OBP	SLG
2013	SAN DIEGO	---	0	0	0	0	0	0	0	0	0	0	0	0	0	0	0	---	---
Major League Totals		.000	106	2	0	0	0	0	0	0	0	0	0	0	1	0	0	.000	.000

CAREER FIELDING

POSITION	PCT.	G	PO	A	E	TC	DP
Pitcher	.957	515	33	78	5	116	6

SINGLE-GAME HIGHS

INNINGS PITCHED.....3.1 IP, July 10, 2005 at Chicago White Sox
 LOW-HIT COMPLETE GAME.....None
 STRIKEOUTS.....5, May 19, 2008 vs. Tampa Bay
 MOST HITS ALLOWED.....5, twice, last September 25, 2006 at Seattle
 MOST RUNS ALLOWED.....4, four times, last September 17, 2011 vs. San Francisco
 MOST WALKS ALLOWED.....3, twice, last April 11, 2007 vs. Chicago White Sox
 MOST HOME RUNS ALLOWED.....2, six times, last June 23, 2013 vs. Los Angeles Dodgers
 CAREER WINNING STREAK.....Five games, twice, last August 15 - September 20, 2008
 CAREER 10-STRIKEOUT GAMES.....None
 CAREER HOME RUNS HIT.....None

CAREER TRANSACTIONS

2004.....Signed by the Oakland Athletics as a supplemental-round selection (40th overall) in the First-Year Player Draft.
 2008.....Acquired by the Colorado Rockies along with OF Carlos Gonzalez and LHP Greg Smith in exchange for OF Matt Holliday, November 10.
 2011.....Acquired by the San Diego Padres along with cash considerations in exchange for LHP Nick Schmidt, December 7.



ERIC STULTS

LEFT-HANDED PITCHER

53

STULTS

BATS/THROWS: L/L

OPENING DAY AGE: 34

BORN: December 9, 1979 in Plymouth, IN

RESIDENCE: Argos, IN

ACQUIRED: Claimed off waivers from CHW: May 17, 2012

CONTRACT STATUS: Signed through 2014

HEIGHT/WEIGHT: 6-2/221

SERVICE TIME: 3.075

CAREER

2013: In his first full season with the Padres, set career highs in wins (11), games (33), starts (33), complete games (2), innings (203.2), strikeouts (131) and ERA (3.93).

- Led the Padres in wins, losses (13), starts, complete games, innings, quality starts (20) and strikeouts.
- Ranked 11th in the National League with 203.2 innings pitched and sixth among left-handers in the NL (tied for 11th in the Majors).
- Was 6-5 with a 3.20 ERA (37 ER, 104.0 IP) with 67 strikeouts in his first 16 starts of the season...then compiled a 5-8 mark with a 4.70 ERA (52 ER, 99.2 IP) with 64 strikeouts in his final 17 starts.
- Tossed at least 6.0 innings in 22 of his 33 starts and at least 7.0 innings in 10 of his 33 starts.
- Was 6-4 with a 3.06 ERA (34 ER, 100.0 IP) with 75 strikeouts in 15 starts at home compared to a 5-9 record with a 4.77 ERA (55 ER, 103.2 IP) with 56 strikeouts in 18 starts on the road.
- Was 5-1 with a 1.48 ERA (11 ER, 67.0 IP) with two complete games over a nine-start stretch at home (May 7-August 7).
- Was 2-1 with a 1.83 ERA (9 ER, 44.1 IP) with 29 strikeouts in six starts between May 29-June 24.
- Limited left-handed hitters to a .185 (34-for-184) opponents batting average, eighth-best in the National League amongst starters...ranked fifth in the National League behind Francisco Liriano (.131), Madison Bumgarner (.161), Clayton Kershaw (.165) and Matt Harvey (.178).
- Became the 12th Padres left-hander to toss at least 200.0 innings in a single season (21st time overall)...Randy Jones holds the club record with five seasons of 200.0-plus innings.
- Set a new career-high with 12 strikeouts on May 29 in a no decision against Seattle (Padres 3-2 win)...became the first Padres pitcher since Sterling Hitchcock on August 29, 1998 vs. Montreal and the third pitcher in franchise history to record 12 or more strikeouts without issuing a walk (also Andy Benes June 12, 1994 at SF)...his 12 strikeouts are a franchise record for a Padres starter against an American League opponent.
- Tossed a complete-game two-hitter on June 14 vs. Arizona, winning 2-1.
- Hit a three-run home run on April 15 at Los Angeles, becoming the 27th Padres pitcher to hit a home run...he is the 6th Padres pitcher to hit a home run at Dodger Stadium, joining Jake Peavy (2006), Joey Hamilton (1997, 1998), Calvin Schiraldi (1989) & Mike Corkins (1973)...Stults was the 6th visiting pitcher to hit a home run with at least two runners on at Dodger Stadium, joining Juan Marichal (1971), Steve Carlton (1984), fellow Padre Calvin Schiraldi (1989), Dennis Cook (1990) & Ross Ohlendorf (2011)...credit: Elias Sports Bureau.

QUICK HIT

- Played both baseball and basketball at Bethel College in Indiana, helping the baseball team to the 2002 National Christian Collegiate Athletic Association Division I Championship.

- **First MLB Win:** September 10, 2006 at New York Mets.

2012: Claimed off waivers by the Padres on May 17 from the White Sox...recorded a then career-high eight wins and had a career-best 2.91 ERA (32 ER, 99.0 IP) overall on the season.

- Made his Padres debut with a start on May 19 vs. LAA, working 6.2 innings of two-run ball.
- Made four starts from May 19-June 3, going 1-2 with a 3.33 ERA (9 ER, 24.1 IP) before landing on the 15-day DL on June 7 with a strained left lat...reinstated on July 22.
- After being reinstated from the DL made four relief appearances, posting a 2.70 ERA (2 ER, 6.2 IP).
- Finished the season by making 10 starts from August 6-September 29, going 7-1 with a 2.79 ERA (19 ER, 61.1 IP), a .246 (57-for-232) opponents batting average and 39 strikeouts against just 14 walks over that stretch...Padres were 8-2 over his final 10 starts over that span.
- Overall as a starter in 2012 went 8-3 with a 2.95 ERA (30 ER, 91.2 IP), a .244 (83-for-340) opponents average and 52 strikeouts against 25 walks allowed, including one start with the White Sox.
- With the Padres, posted a 2.49 ERA (14 ER, 50.2 IP) over 11 games, seven starts, on the road against a 3.46 ERA (16 ER, 41.2 IP) in seven starts at Petco Park...Padres went 5-2 in his seven starts at home and 5-2 in his seven starts on the road.
- Over seven games, five starts, in the month of August, went 4-0 with a 2.02 ERA (8 ER, 35.2 IP), with the Padres 4-1 in those five starts...his 2.02 ERA in August was tied for fifth-best among qualifying NL pitchers during the month.
- At the plate for the Padres in 2012, hit .250 (7-for-28) with two doubles, three RBI and three runs scored...all three of his RBI came on August 24 at ARI with a two-run single and a RBI-double in that game.



PLAYERS

2011: Worked exclusively as a reliever, spending the majority of the season with Triple-A Colorado Springs, also appearing in six games for the Rockies.

- Recalled on July 3 by COL and made six relief appearances for the Rockies...outrighted back to Colorado Springs where he finished the season.
- With the Sky Sox, struck out 69 batters in 68.0 innings pitched for a 9.1 strikeouts per 9.0 IP.

2010: Spent the entire year in the Japanese Central League, making 21 starts for Hiroshima.

2009: Split the majority of the season between Triple-A Albuquerque and the Dodgers, appearing in 12 games for the Isotopes and 10 for the Dodgers.

- Tossed a four-hit shutout on May 9 vs. SF...was on the disabled list from May 31-July 1 with a sprained left thumb.

2008: Played most of the season with Triple-A Las Vegas, making 20 starts for the 51s, while also making seven starts for the Dodgers.

- Tossed his first career shutout on May 25 vs. CHW, allowing just four hits in just his ninth Major League start...became the first Dodger to throw a shutout within his first nine starts since Darren Dreifort on May 22, 1998 vs. ARI (seventh start).

2007: Spent the majority of the season with Triple-A Las Vegas, also appearing in 12 games, five starts, over three stints with the Dodgers.

2006: Made 26 starts for Triple-A Las Vegas, spending the majority of the year with the 51s, while also seeing his first Major League action with the Dodgers.

- Recalled on September 4 and made his Major League debut the following day on at MIL, working 3.0 innings of relief.
- In his second career game, started on September 10 at NYM, earning his first career victory after working 6.0 innings of two-hit, one-run ball.

2005: Split the year between Double-A Jacksonville and Triple-A Las Vegas, combining to go 7-10 with a 4.44 ERA (72 ER, 146.0 IP) and 118 strikeouts over 27 games, 26 starts.

2004: Appeared in 19 games total between Single-A Columbus and Single-A Vero Beach, going a combined 3-3 with a 2.56 ERA (9 ER, 31.2 IP), four saves and 22 strikeouts.

- Had his season cut short due to undergoing surgery on his left elbow.

2003: Appeared in just 10 games, eight starts, between Single-A Vero Beach and Double-A Jacksonville, going 3-5 with a 5.05 ERA (23 ER, 41.0 IP).

- Made one start for Vero Beach...was placed on the Vero Beach disabled list on May 26 with a strained left forearm and missed the remainder of the season.

2002: Combined to go 4-1 with a 2.82 ERA (16 ER, 51.0 IP) and 49 strikeouts over 19 games, six starts, in his professional debut between Rookie-Level Great Falls, Single-A Vero Beach and Double-A Jacksonville.

PERSONAL

Eric William Stults...he and his wife, Stephanie, have three children: Madeline, Luke and Hallie...attended Bethel College (IN)...won the 2002 National Christian Collegiate Athletic Association Division I Championship...went 10-1 that season...also played basketball at Bethel...originally signed by Dodgers' scout Marty Lamb.

ERIC STULTS' CAREER PITCHING RECORD

YR	CLUB	W-L	ERA	G	GS	CG	SHO	SV	IP	H	R	ER	HR	HB	BB	SO	WP	BK	AVG
2002	Great Falls (R)	1-0	2.25	5	0	0	0	1	8.0	6	4	2	0	0	3	9	0	0	.200
	Vero Beach (A)	3-1	3.00	13	6	0	0	0	42.0	39	19	14	3	1	20	40	2	0	.244
	Jacksonville (AA)	0-0	0.00	1	0	0	0	0	1.0	0	0	0	0	0	0	0	0	0	.000
2003	Jacksonville (AA)	3-4	4.97	9	7	0	0	1	38.0	46	23	21	5	0	13	14	0	0	.305
	Vero Beach (A)	0-1	6.00	1	1	0	0	0	3.0	6	2	2	0	0	1	1	0	0	.500
2004	Columbus (A)	1-2	2.49	12	0	0	0	3	21.2	18	8	6	0	0	6	16	1	0	.217
	Vero Beach (A)	2-1	2.70	7	0	0	0	1	10.0	11	4	3	0	1	4	6	0	0	.268
2005	Jacksonville (AA)	4-3	3.31	12	12	0	0	0	68.0	73	33	25	6	0	14	58	2	0	.266
	Las Vegas (AAA)	3-7	6.58	15	14	0	0	0	78.0	107	60	57	15	1	24	60	1	0	.322
2006	Las Vegas (AAA)	10-11	4.23	26	26	1	0	0	153.1	153	85	72	10	5	68	128	7	0	.268
	LOS ANGELES (NL)	1-0	5.60	6	2	0	0	0	17.2	17	12	11	4	0	7	5	0	0	.266
2007	Las Vegas (AAA)	5-7	7.56	21	17	0	0	0	89.1	134	76	75	12	2	36	81	7	0	.351
	LOS ANGELES (NL)	1-4	5.82	12	5	0	0	0	38.2	50	26	25	5	1	17	30	2	0	.314
2008	Las Vegas (AAA)	7-7	3.82	20	20	0	0	0	117.2	118	53	50	14	1	35	102	6	0	.258
	LOS ANGELES (NL)	2-3	3.49	7	7	1	1	0	38.2	38	18	15	6	1	13	30	0	0	.252
2009	LOS ANGELES (NL)	4-3	4.86	10	10	1	1	0	50.0	51	27	27	3	4	26	33	2	0	.268
	Inland Empire (A)@	0-0	1.23	2	2	0	0	0	7.1	5	2	1	0	0	0	5	0	0	.185
	Albuquerque (AAA)	5-4	5.20	12	11	0	0	0	64.0	86	43	37	5	0	24	40	1	0	.330
2010	Hiroshima (JPN)	6-10	5.07	21	21	-	-	0	124.1	149	74	70	23	3	46	87	2	0	-
2011	Col. Springs (AAA)	4-4	4.63	52	0	0	0	1	68.0	76	39	35	11	0	16	69	4	0	.275
	COLORADO	0-0	6.00	6	0	0	0	0	12.0	11	8	8	4	1	4	7	0	0	.229
2012	Charlotte (AAA)	1-1	2.20	5	5	0	0	0	28.2	25	7	7	0	0	10	26	1	0	.243
	CHICAGO (AL)	0-0	2.70	2	1	0	0	0	6.2	6	2	2	0	1	4	4	0	0	.240
	SAN DIEGO	8-3	2.92	18	14	0	0	0	92.1	86	36	30	7	1	23	51	1	1	.249
	Tucson (AAA)@	0-0	5.40	2	2	0	0	0	6.2	7	5	4	0	0	4	10	0	0	.241
2013	SAN DIEGO	11-13	3.93	33	33	2	0	0	203.2	219	97	89	18	2	40	131	2	1	.274
Major League Totals		27-26	4.05	94	72	4	2	0	459.2	478	226	207	47	11	134	291	7	2	.268
Minor League Totals		49-53	4.60	215	123	1	0	7	804.2	910	463	411	81	11	278	665	32	0	.285
Japan League Totals		6-10	5.07	21	21	-	-	0	124.1	149	74	70	23	3	46	87	2	0	-

*Led league +Tied for league lead @Rehab assignment

2013 AND CAREER BATTING RECORD

YR	CLUB	AVG	G	AB	R	H	2B	3B	HR	RBI	SH	SF	HP	BB	SO	SB	CS	OBP	SLG
2013	SAN DIEGO	.164	37	61	2	10	1	0	1	4	7	0	1	0	21	0	0	.177	.230
Major League Totals		.203	100	138	11	28	6	0	1	11	16	2	1	5	51	0	0	.233	.268

CAREER FIELDING

POSITION	PCT.	G	PO	A	E	TC	DP
Pitcher	.955	94	16	69	4	89	8

SINGLE-GAME HIGHS

INNINGS PITCHED.....9.0 IP, four times, last July 9, 2013 vs. Colorado
 LOW-HIT COMPLETE GAME.....Two hits, June 14, 2013 vs. Arizona
 STRIKEOUTS.....12, May 29, 2013 vs. Seattle
 MOST HITS ALLOWED.....11, three times, last August 13, 2013 at Colorado
 MOST RUNS ALLOWED.....7, twice, last September 4, 2013 vs. San Francisco
 MOST WALKS ALLOWED.....7, May 25, 2009 at Colorado
 MOST HOME RUNS ALLOWED.....3, twice, last September 4, 2013 vs. San Francisco
 CAREER WINNING STREAK.....Five games, August 6 - September 10, 2012
 CAREER 10-STRIKEOUT GAMES (1).....May 29, 2013 vs. Seattle (12)
 CAREER HOME RUNS HIT (1).....April 15, 2013 at Los Angeles Dodgers (3-run off Chad Billingsley)

CAREER TRANSACTIONS

2002.....Signed by the Los Angeles Dodgers as a 15th-round selection in the First-Year Player Draft.
 2010.....Signed by the Colorado Rockies as a minor league free agent, November 24.
 2011.....Signed by the Chicago White Sox as a minor league free agent, December 1.
 2012.....Claimed by the San Diego Padres off waivers from the Chicago White Sox, May 17.



DALE THAYER

RIGHT-HANDED PITCHER

33

BATS/THROWS: R/R

OPENING DAY AGE: 33

BORN: December 17, 1980 in Fountain Valley, CA

RESIDENCE: Murrieta, CA

ACQUIRED: Signed as a minor league free agent: December 6, 2011

CONTRACT STATUS: Signed through 2014

HEIGHT/WEIGHT: 6-0/211

SERVICE TIME: 2.071

CAREER

2013: In his second campaign with the Padres and first spending the entire season at the big league level, set career-bests in wins (3), losses (5), appearances (69), innings (65.0 IP), strikeouts (64) and ERA (3.32).

- Posted a 2.59 ERA (14 ER, 48.2 IP) with 48 strikeouts in his first 50 relief appearances...had a 5.51 ERA (10 ER, 16.1 IP) with 16 strikeouts over his final 19 appearances.
- Amongst Padres relievers, ranked 2nd in appearances (69), 3rd in innings (65.0), tied for 1st in strikeouts (64) and 3rd in ERA (3.32).
- Had a 2.80 ERA (11 ER, 35.1 IP) in 35 appearances at home while recording a 3.94 ERA (13 ER, 29.2 IP) in 24 appearances on the road.
- Allowed only six hits in 34 at bats (.176) with runners in scoring position and two outs.
- Tossed 15.0 consecutive scoreless innings (June 25-July 30), limiting opposing hitters to a .236 (13-for-55) batting average over 15 appearances.

QUICK HIT

- Originally signed by the Padres as a non-drafted free agent in 2002, returned to the club as a minor league free agent prior to the 2012 season.
- Earned save in first Major League outing on May 22, 2009 for TB at FLA...was first pitcher to earn save in debut since May 14, 2006 (SEA Emiliano Fruto).
- First MLB Win: June 25, 2012 at Houston
- First MLB Save: May 22, 2009 at Florida

2012: In his first campaign with the Padres, went 2-2 with a 3.43 ERA in 64 appearances.

- His 64 games pitched in were the third-most among all National League rookies and second-most on the team behind Brad Brach's 67 games.
- His seven saves were the most among all NL rookies and ranked third-most among all Major League rookies.
- Was selected from Tucson on April 26 and worked scoreless ball over his first 10 outings from April 29-May 20.
- Converted his first save of the season on May 7 vs. COL, stepping in for the injured Huston Street...the save was the second of his career and first since his Major League debut on May 22, 2009 at FLA for TB, a 3.0-inning save.
- Earned his first career win on June 25 at HOU with a scoreless inning of work.
- In 34 outings at Petco Park, went 1-1 with five saves and a 2.08 ERA (7 ER, 30.1 IP), as opposed to a 1-1 record with a 4.94 ERA (15 ER, 27.1 IP) in 30 outings on the road.
- After the All-Star Break, went 1-0 with a 2.25 ERA (8 ER, 32.0 IP) over 36 appearances after going 1-2 with a 4.91 ERA (14 ER, 25.2 IP) in 28 outings prior to the break.
- Ended the season by working scoreless ball in each of his last 12 outings and 9.0 innings pitched from September 10-October 3.
- Went on paternity leave from August 24-27 after the birth of he and his wife, Lisa's, third child on August 24.

2011: Spent the majority of the season at Triple-A Buffalo, also making 11 relief appearances for the Mets.

- Allowed four runs on the season with the Mets, spread over four of his 11 outings...tagged with the loss in three of those appearances.
- Led the Bisons and tied for fifth in the International League with 21 saves.

2010: Spent the majority of the season at Triple-A Durham, making 46 relief appearances...made one appearance for Tampa Bay.

2009: Pitched in 11 big league games over three stints with TB, spending most of his time with Triple-A Durham.

- First recalled May 22 and made his Major League debut that day, recording a 3.0-inning save at FLA...became first big leaguer to earn a save in his debut since Seattle's Emiliano Fruto on May 14, 2006 at Los Angeles-AL.
- Recorded a team-high 17 saves for Durham and was named to the International League All-Star team.

2008: Spent the entire season with Triple-A Durham, appearing in a team-high 52 games.

- Earned International League All-Star honors after posting a 1.46 ERA (8 ER, 49.1 IP) over the first half of the season.
- Added to the TB 40-man roster following the season.

2007: Led the Southern League in saves for the third consecutive season, pitching for Double-A Montgomery.

2006: **Once again led the Southern League in saves, making 57 appearances for Double-A Mobile in his final year in the Padres organization (rejoined the Padres in 2011).**

- Traded to TB on September 15 as the player to be named in the August 25 deal that sent OF Russell Brayan to SD.

2005: **Led the Southern League with 27 saves for Double-A Mobile and was named to the SL All-Star team.**

2004: **Split the season between Single-A Lake Elsinore and Double-A Mobile.**

- Ranked second in the California League with 23 saves.

2003: **Made his professional debut for Single-A Fort Wayne and was named to the Midwest League's mid-season and post-season All-Star teams.**

- Pitched a perfect ninth in the Midwest League All-Star Game, picking up the win for the East squad.

PERSONAL

Dale Scott Thayer... he and his wife, Lisa, have three daughters: twins, Charlotte and Haley, and Ella...graduate of Edison High School in Huntington Beach, CA...attended both Santa Ana Junior College and Chico State University...originally signed by Padres' scout Mal Fichman.

DALE THAYER'S CAREER PITCHING RECORD

YR	CLUB	W-L	ERA	G	GS	CG	SHO	SV	IP	H	R	ER	HR	HB	BB	SO	WP	BK	AVG
2003	Fort Wayne (A)	1-3	2.06	45	0	0	0	25	48.0	31	15	11	2	2	15	72	1	0	.182
2004	Lake Elsinore (A)	2-1	1.63	50	0	0	0	23	55.1	36	12	10	1	0	11	54	0	0	.177
	Mobile (AA)	1-1	3.68	8	0	0	0	0	7.1	8	3	3	1	0	1	7	0	0	.267
2005	Mobile (AA)	3-5	2.34	56	0	0	0	27*	57.2	60	16	15	5	1	26	59	1	0	.279
2006	Mobile (AA)	7-4	2.48	57	0	0	0	27*	65.1	59	18	18	3	3	22	57	0	0	.243
	Portland (AAA)	0-0	3.00	2	0	0	0	0	3.0	2	1	1	1	0	1	4	1	0	.200
2007	Montgomery (AA)	9-0	2.26	47	0	0	0	21*	59.2	40	16	15	4	1	20	54	1	0	.187
	Durham (AAA)	0-0	2.89	8	0	0	0	0	9.1	5	3	3	0	0	4	9	2	0	.167
2008	Durham (AAA)	3-1	2.77	52	0	0	0	9	68.1	73	26	21	2	0	24	76	4	0	.268
2009	Durham (AAA)	2-5	2.27	51	0	0	0	17	63.1	59	24	16	3	3	15	44	2	0	.245
	TAMPA BAY	0-0	4.61	11	0	0	0	1	13.2	18	9	7	3	0	1	8	1	0	.310
2010	Durham (AAA)	4-1	3.45	46	0	0	0	3	60.0	68	28	23	3	4	25	55	6	0	.283
	TAMPA BAY	0-0	27.00	1	0	0	0	0	2.0	7	6	6	1	0	0	2	0	0	.538
2011	Buffalo (AAA)	4-3	2.66	54	0	0	0	21	71.0	54	23	21	8	1	15	66	3	0	.214
	NEW YORK (NL)	0-3	3.48	11	0	0	0	0	10.1	12	4	4	0	0	0	5	0	0	.308
2012	Tucson (AAA)	0-0	0.00	7	0	0	0	0	8.1	2	0	0	0	0	2	5	0	0	.074
	SAN DIEGO	2-2	3.43	64	0	0	0	7	57.2	53	24	22	4	1	12	47	2	0	.248
2013	SAN DIEGO	3-5	3.32	69	0	0	0	1	65.0	59	25	24	8	2	22	64	2	0	.244
Major League Totals		2-5	4.20	87	0	0	0	8	83.2	90	43	39	8	1	13	62	3	0	.263
Minor League Totals		36-24	2.45	483	0	0	0	173	576.2	497	185	157	33	15	181	562	21	0	.231

*Led league +Tied for league lead @Rehab assignment

2013 AND CAREER BATTING RECORD

YR	CLUB	AVG	G	AB	R	H	2B	3B	HR	RBI	SH	SF	HP	BB	SO	SB	CS	OBP	SLG
2013	SAN DIEGO	.000	69	1	0	0	0	0	0	0	0	0	0	0	0	0	0	.000	.000
Major League Totals		.000	80	2	0	0	0	0	0	0	0	0	0	0	0	0	0	.000	.000

CAREER FIELDING

POSITION	PCT.	G	PO	A	E	TC	DP
Pitcher	.944	156	7	10	1	18	2

SINGLE-GAME HIGHS

INNINGS PITCHED.....3.0 IP, May 22, 2009 at Florida
 LOW-HIT COMPLETE GAME.....None
 STRIKEOUTS.....4, April 12, 2013 vs. Colorado
 MOST HITS ALLOWED.....7, August 7, 2010 at Toronto
 MOST RUNS ALLOWED.....6, August 7, 2010 at Toronto
 MOST WALKS ALLOWED.....2, four times, last July 7, 2013 at Washington
 MOST HOME RUNS ALLOWED.....1, 16 times, last September 4, 2013 vs. San Francisco
 CAREER WINNING STREAK.....Two games, twice, last July 30-August 25, 2013
 CAREER 10-STRIKEOUT GAMES.....None
 CAREER HOME RUNS HIT.....None

CAREER TRANSACTIONS

2002.....Signed by the San Diego Padres as a non-drafted free agent, September 25.
 2006.....Acquired by the Tampa Bay Rays as the player to be named, completing the August 24 trade that sent OF Russell Brayan to San Diego, September 15.
 2011.....Signed by the New York Mets as a minor league free agent, February 6.
 2011.....Signed by the San Diego Padres as a minor league free agent, December 6.



PLAYERS



ALEX TORRES

LEFT-HANDED PITCHER

45

BATS/THROWS: L/L
OPENING DAY AGE: 26

BORN: December 8, 1987 in Valencia, VENEZUELA

RESIDENCE: Valencia, VENEZUELA

ACQUIRED: From TB with RHP Jesse Hahn in exchange for INF Logan Forsythe, RHP Brad Boxberger, RHP Matt Andriese, RHP Matt Lollis and INF Maxx Tissenbaum, Jan. 22, 2014

CONTRACT STATUS: Signed through 2014

HEIGHT/WEIGHT: 5-10/175
SERVICE TIME: 0.141

CAREER

2013: Enjoyed one of the better seasons of any reliever in 2013, going 4-2 with a 1.71 ERA (58 IP, 11 ER) in 39 appearances over two stints with the Rays...his 1.71 ERA led all Major League rookie relievers.

- Began the season with Triple-A Durham and was recalled May 15 to take the place of injured David Price on the roster...optioned to Durham after pitching in two games and recalled again for good on June 1.
- Over his first 21 big league outings (through Aug 4), allowed only one run in 34.1 IP...after that pitched to a 3.80 ERA (10 ER, 23.2 IP) over his last 18 appearances.
- Began his season with 20 consecutive scoreless innings, a streak that extended to 25.0 IP counting his final outing of 2011 (did not appear in 2012)...this was the second-longest scoreless streak in club history behind J.P. Howell (27.1) in 2012.
- His 20.0 IP was also the second-longest scoreless streak to start a season in club history, after Joe Borowski (21.0) in 2005...Torres' streak ended June 24 vs. TOR.
- Led all AL relievers with a .224 opponents' slugging pct...in 201 AB, yielded only 11 extra-base hits (10 2B, 1 HR).
- Held opponents to a .468 OPS (.244 OBP, .224 SLG), fourth-lowest in the Majors behind BOS Koji Uehara (.400), STL Kevin Siegrist (.432) and TEX Joe Nathan (.464)...in Major League history, only one rookie reliever held opponents to an OPS this low while facing as many batters: BOS Jonathan Papelbon (.465) in 2006.
- Ranked third among AL relievers with a .159 opp avg. (32-for-201)...only BOS' Koji Uehara (.130) and MIN's Caleb Thielbar (.154) were lower.
- Held right-handed hitters to a .149 average (18-for-121), lowest of any qualifying lefty reliever.
- According to the Elias Sports Bureau, became the second pitcher in the last 50 seasons (1964-2013) to allow fewer than 10 hits in the first 100 AB of a season against him (9-for-100), joining CIN's Aroldis Chapman in 2012 (also 9-for-100).
- Went 3-0 with a 0.73 ERA (24.2 IP, 2 ER) in 21 appearances at home.
- Went 4.0 IP in two consecutive outings (May 18 at BAL and June 1 at CLE), becoming the first Major League reliever with consecutive appearances of four-plus innings, 1 hit or fewer and no runs since KC's Mike Boddicker on July 5-12, 1992...did not allow a hit in the May 18 outing.
- Pitched in one game in the World Baseball Classic for Venezuela on March 10...allowed two runs in 0.2 innings in San Juan, PR.
- Pitched in 3 of 4 games in the ALDS vs. Boston, recording four scoreless innings (2 H, 0 BB, 5 Ks)...was called in with the game tied in Game 3 (1.0 IP) and Game 4 (2.0 IP).

QUICK HIT

- A natural lefty, he began throwing right-handed at age 13 as a way to preserve his left arm and throw more BP...today he can throw in the 80s right-handed, or at a distance of up to 120 feet.
- **First MLB Win:** September 24, 2011 vs. Toronto

2012: Struggled for a majority of the season with Triple-A Durham, spending one day on the Rays active roster as the 26th man in a June 24 doubleheader, but did not pitch.

2011: Spent most of the year at Triple-A Durham, but also saw his first big league action making four relief appearances over two stints for the Rays.

- Recalled on July 18 and made his Major League debut that night vs. the Yankees...optioned to Durham the following day.
- Recalled for the remainder of the season on September 13 and allowed two earned runs in seven innings over three relief outings.
- Earned his first big league win on September 24 vs. Toronto, pitching five scoreless innings in relief (3 H, 1 BB, 5 Ks) of starter Jeff Niemann.

2010: Pitched the entire campaign with Double-A Montgomery, leading the league with 150 strikeouts on his way to being named a Southern League All-Star.

- His 150 strikeouts were three shy of the Biscuit's record held by Andy Sonnanstine (153 in 2006)...ranked second in xthe Rays system in strikeouts to minor league leader Matt Moore (208).
- Also was among the Southern League leaders in SO/9 (9.46, 3rd), starts (27, T3rd) and ERA (3.47, 7th)...also led the league with 70 walks.
- Selected to the World team in the Futures Game at Anaheim Stadium...tossed a scoreless third inning, allowing one hit.

2009: Began the season with High-A Rancho Cucamonga in the Angels system and was later promoted to Double-A Arkansas before an August 28 trade sent him and two others to Tampa Bay with P Scott Kazmir heading to the Angels.

- Went a combined 13-6 with a 2.77 ERA (48 ER, 156.0 IP) at his three stops, making 28 appearances (26 starts).
- Named a mid-season and postseason California League All-Star.
- Following the season, was rated by *Baseball America* as the No. 9 prospect in the Rays organization.

2008: Opened the season with the Rookie-Level Arizona Angels posting a 4-0 record with a 1.54 ERA in four starts before making 10 starts for High-A Rancho Cucamonga.

- Following his promotion to Rancho Cucamonga, made 10 starts and allowed just one home run in 53.0 innings.

2007: Pitched in four contests for the Rookie-Level Arizona Angels.

2006: Spent his first season in the U.S., making 14 appearances, nine starts, with the Rookie-Level Arizona Angels.

2005: Made his pro debut for the Rookie-Level Dominican Angels, posting a 4-2 record with a 1.52 ERA in nine starts.

PERSONAL

Alexander Jesus Torres...attended Universidad Educativa Privado Bello Monte in Venezuela, where he studied science... for the last several years Alex has hosted clinics near his hometown of Valencia during the offseason for Little Leaguers between the ages of four and 13...the youngest of eight children, Alex has five sisters and two brothers...his brother, Freddy, was a catcher on the Cleveland Indians Venezuelan League team from 2001-03...is ambidextrous when it comes to throwing a baseball...a natural lefty, he began throwing right-handed at age 13 as a way to preserve his left arm and throw more BP...today he can throw in the 80s right-handed, or at a distance of up to 120 feet....originally signed by Angels' scout Carlos Porte.

ALEX TORRES' CAREER PITCHING RECORD

YR	CLUB	W-L	ERA	G	GS	CG	SHO	SV	IP	H	R	ER	HR	HB	BB	SO	WP	BK	AVG
2005	DSL Angels (R)	4-2	1.52	9	9	1	1	0	53.1	23	20	9	2	4	23	87	5	0	.122
2006	AZL Angels (R)	2-5	4.29	14	9	0	0	1	50.1	42	28	24	1	2	36	47	6	0	.235
2007	AZL Angels (R)	1-0	4.76	4	0	0	0	0	5.2	4	6	3	0	1	8	3	7	2	.190
2008	AZL Angels (R)	4-0	1.54	4	4	0	0	0	23.1	11	4	4	1	1	10	24	2	0	.153
	R. Cucamonga (A)	3-2	3.91	10	10	0	0	0	53.0	52	26	23	1	3	29	62	8	1	.264
2009	R. Cucamonga (A)	10-3	2.74	21	19	0	0	0	121.1	93	43	37	4	6	63	124	9	1	.217
	Arkansas (AA)	3-1	2.77	5	5	0	0	0	26.0	23	10	8	0	1	17	25	1	0	.245
	Montgomery (AA)	0-2	3.12	2	2	0	0	0	8.2	7	6	3	1	0	5	7	1	0	.219
2010	Montgomery (AA)	11-6	3.47	27	27	0	0	0	142.2	136	63	55	9	4	70*	150*	12	1	.256
2011	Durham (AAA)	9-7	3.08	27	27	1	0	0	146.1	134	61	50	7	6	83	156	10	3	.249
	TAMPA BAY	1-1	3.38	4	0	0	0	0	8.0	8	4	3	0	1	7	9	0	0	.258
2012	Durham (AAA)	3-7	7.30	26	14	0	0	0	69.0	70	58	56	6	3	63	91	5	1	.261
	GCL Rays (R)	0-1	3.18	4	4	0	0	0	11.1	7	4	4	0	0	4	17	0	0	.175
2013	Durham (AAA)	2-2	3.52	9	9	0	0	0	46.0	34	23	18	2	2	21	61	2	0	.200
	TAMPA BAY	4-2	1.71	39	0	0	0	0	58.0	32	12	11	1	3	20	62	1	0	.159
Minor League Totals		52-38	3.50	162	139	2	1	1	757.0	636	352	294	34	33	432	854	68	9	.230
Major League Totals		5-3	1.91	43	0	0	0	0	66.0	40	16	14	1	4	27	71	1	0	.172

*Led league +Tied for league lead @Rehab assignment

2013 AND CAREER BATTING RECORD

YR	CLUB	AVG	G	AB	R	H	2B	3B	HR	RBI	SH	SF	HP	BB	SO	SB	CS	OBP	SLG
2013	TAMPA BAY	-	39	-	-	-	-	-	-	-	-	-	-	-	-	-	-	-	-
Major League Totals		-	43	-	-	-	-	-	-	-	-	-	-	-	-	-	-	-	-

CAREER FIELDING

POSITION	PCT.	G	PO	A	E	TC	DP
Pitcher	.917	43	2	9	1	12	0



PLAYERS

SINGLE-GAME HIGHS

INNINGS PITCHED.....5.0 IP, September 24, 2011 vs. Toronto
 LOW-HIT COMPLETE GAME.....None
 STRIKEOUTS.....6, June 1, 2013 at Cleveland
 MOST HITS ALLOWED.....3, four times, last September 7, 2013 at Seattle
 MOST RUNS ALLOWED.....3, August 7, 2013 at Arizona
 MOST WALKS ALLOWED.....3, July 18, 2011 vs. New York Yankees
 MOST HOME RUNS ALLOWED.....1, August 7, 2013 at Arizona
 CAREER WINNING STREAK.....Four games, twice, May 18-August 4, 2013
 CAREER 10-STRIKEOUT GAMES.....None
 CAREER HOME RUNS HIT.....None

CAREER TRANSACTIONS

2005.....Signed by the Los Angeles Angels as a non-drafted free agent, January 12.
 2009.....Acquired by the Tampa Bay Rays along with INF Sean Rodriguez and INF Matt Sweeney in exchange for LHP Scott Kazmir, August 28
 2014.....Acquired by the San Diego Padres along with RHP Jesse Hahn in exchange for INF Logan Forsythe, INF Maxx Tissenbaum, RHP Brad Boxberger, RHP Matt Andriese and RHP Matt Lollis, January 22

PADRES BIRTHDAYS

JANUARY

6 Keyvius Sampson (23)
 11 Rico Noel (25)
 17 Cody Decker (27)
 18 Jonathan Galvez (23)
 21 Joe Wieland (24)
 27 Phil Plantier (45)
 31 Josh Johnson (30)

FEBRUARY

12 Reymond Fuentes (23)
 22 Rocky Gale (26)

MARCH

4 Cory Luebke (29)
 16 Cory Spangenberg (23)

APRIL

4 Anthony Carter (28)
 Cameron Maybin (27)
 6 Alexi Amarista (25)
 8 Yonder Alonso (27)
 9 Tommy Medica (26)
 12 Burch Smith (24)
 18 Alberto Gonzalez (31)
 22 Tyson Ross (27)

MAY

9 Chase Headley (30)
 Jace Peterson (24)
 10 Ryan Jackson (26)
 11 Juan Oramas (24)
 17 Dennis O'Grady (25)
 21 Joe Ross (21)
 26 Alex Dickerson (24)
 31 Dave Roberts (42)

JUNE

2 Tim Stauffer (32)
 20 Rymer Liriano (23)
 30 Bud Black (57)

JULY

7 Glenn Hoffman (56)
 11 Blaine Boyer (33)
 12 Tony Sipp (31)
 Nick Vincent (28)
 15 Chris Denorfia (34)
 17 Leonel Campos (27)
 26 Joaquin Benoit (37)
 30 Jesse Hahn (25)
 31 Rene Rivera (31)

AUGUST

2 Huston Street (31)
 18 Austin Hedges (22)
 28 Carlos Quentin (32)

SEPTEMBER

8 Nick Hundley (31)
 11 Kyle Blanks (28)
 Andrew Cashner (28)
 12 Matt Wisler (22)
 23 Jedd Gyorko (26)
 30 Seth Smith (32)
 Daniel Robertson (29)

OCTOBER

4 Casey Kelly (25)
 8 Robbie Erlin (24)
 12 Jose Valentin (45)
 27 Darren Balsley (50)
 29 Will Venable (32)
 30 Patrick Schuster (24)

NOVEMBER

8 Yasmani Grandal (26)
 14 Xavier Nady (36)
 Yelson Asencio (25)
 17 Everth Cabrera (28)
 28 Kevin Quackenbush (26)

DECEMBER

8 Alex Torres (27)
 9 Eric Stults (35)
 12 Alonzo Powell (50)
 14 Donn Roach (25)
 17 Dale Thayer (34)
 18 Willie Blair (49)
 19 Ian Kennedy (30)
 20 Adys Portillo (23)

(includes all players/coaches in spring camp)
 * age indicated is what player will turn on that date in 2014



WILL VENABLE

OUTFIELDER

25

VENABLE

BATS/THROWS: L/L**OPENING DAY AGE:** 31**BORN:** October 29, 1982 in Greenbrae, CA**RESIDENCE:** Austin, TX**ACQUIRED:** Signed as a seventh-round selection in the 2005 First-Year Player Draft**CONTRACT STATUS:** Signed through 2015**HEIGHT/WEIGHT:** 6-3/205**SERVICE TIME:** 4.155

CAREER

2013: Unanimously named the Padres' Most Valuable Player by the San Diego chapter of the BBWAA following the season.

- Set career-highs in nearly every offensive category, including games played (151), average (.268), hits (129), home runs (22), RBI (53), runs scored (64), slugging percentage (.484), OPS (.796) and tied his career-high in triples (8, 2x, also 2012).
- Signed a two-year extension with the Padres through the 2015 season on September 3, 2012.
- One of nine players in Major League Baseball to record 20-or-more home runs and stolen bases in 2013 and one of eight to do so in Padres franchise history (10th instance)...first Padres to do so since Mike Cameron in 2006 (22 HR, 25 SB).
- Over 62 games in the second-half of the season, hit .315 (74-for-235) with 14 doubles, four triples, 11 home runs, 21 RBI, 34 runs scored, 13 stolen bases, a .357 on-base percentage and a .549 slugging for a .906 OPS...in the first half of the season, hit .224 (55-for-246) over 89 games.
- His .549 slugging percentage in the second-half ranked sixth-best among National League players...had 29 extra-base hits in the second half, tied for sixth-most in the NL.
- Named National League Player of the Week for August 12-18, batting .406 with five extra-base hits, five RBI and seven runs scored in that time...his first career weekly honor.
- Named Padres nominee for the Hank Aaron Award, recognizing the most outstanding offensive performer in each league.
- Hit two leadoff home runs in 2013, with his first on September 6 vs. Colorado for the eighth of his career to pass Quilvio Veras for the Padres franchise record...hit his second leadoff homer and ninth of his career on September 12 at Philadelphia against Roy Halladay.
- Enjoyed his best month of the season in August, hitting .367 (40-for-109) with six doubles, three triples, eight home runs, 15 RBI, 20 runs scored, six stolen bases, a .395 on-base percentage and .697 slugging percentage for a 1.092 OPS over 26 games.
- His 40 hits were the most in the month of August by a Padre since Mark Loretta had 41 in August of 2004...his .367 average ranked sixth-best among National League players in August while his 17 extra-base hits led all National Leaguers...his 40 hits ranked second-most in the NL and eight homers tied for second-most...according to ELIAS, only three other Padres in history have had 40-or-more hits and eight-or-more home runs in one single month: Dave Winfield (July 1979), Ken Caminiti (August 1997) and Phil Nevin (August 2000).
- Had a career-best 15-game hit streak from August 2-18 (.377, 23-for-61), the longest by a Padre in 2013 and longest since Chase Headley had a 16-game streak in 2011...hit streak was the longest by a Padres outfielder since Rondell White had a 16-game hit streak in 2003 (May 19-June 6, 2003).
- Hit his first career walk-off home run on August 18 vs. New York-NL, a solo shot to lead off the bottom of the ninth inning...also had a walk-off single with the bases loaded on May 29 vs. Seattle.
- From July 14 through the end of the season, hit .318 (76-for-239) with 14 doubles, four triples, 12 home runs, 23 RBI, 35 runs scored, 13 stolen bases, a .359 on-base percentage, a .561 slugging percentage and a .920 OPS in 63 games played.

QUICK HIT

- Lettered in baseball, basketball and track and field at San Rafael (CA) High School.
- Played both baseball and basketball at Princeton University. Became just the second player in Ivy League history to earn first team All-League honors in both baseball and basketball, joining Chris Young.
- His father, Max, played parts of 12 Major League seasons and is currently a hitting coach in the Seattle system.
- **First MLB Hit:** August 29, 2008 vs. Colorado, triple off Aaron Cook
- **First MLB Home Run:** September 4, 2008 at Milwaukee, solo off Jeff Suppan

2012: Played in a then career-high 148 games and hit .264 with nine home runs, 45 RBI and 24 stolen bases.

- Hit .353 (30-for-85) with runners in scoring position, the 10th-best qualifying mark among all Major League players and sixth-best in the NL.
- Over his final 38 games of the season from August 19-October 3, hit .340 (36-for-106) with 23 runs scored.
- On June 10 at MIL, collected three hits to bring his career-total at the time to 339, passing his father's (Max Venable) Major League total of 337 hits (337-for-1397, .241).
- Collected his first home run of the season on April 13 at LAD off former teammate Aaron Harang, snapping Harang's streak of nine consecutive strikeouts in that game.
- Committed a career-high seven errors in 2012, tied for the most among qualifying NL outfielders (also, Bryce Harper, Hunter Pence and Giancarlo Stanton)...five of his seven errors came at home, after committing just two errors in 168 career games at Petco Park coming into the season.



PLAYERS

2011: In his fourth year with the Padres, made 85 starts in the outfield (71 in right field, 10 in center field, 4 in left field).

- Set a new Padres record by belting five leadoff home runs, the first five of his career...five leadoff homers also tied him for second at the time on the club's all-time list (also Brian Giles and Rickey Henderson).
- Ranked 12th in the NL with 26 stolen bases and second in the Majors with an 89.7 success rate (29 attempts).
- Optioned to Triple-A Tucson on May 23 and recalled June 9...hit .224 (30-for-134) in 40 games prior to being optioned and .258 (61-for-236) in 81 games after returning to the big leagues.

2010: Appeared in 131 games for the Padres, including 101 starts in the outfield...made 64 starts in right field, 19 in left field and 18 in center field.

- Ranked among team leaders in games played (3rd), runs scored (3rd), triples (1st), home runs (2nd), RBI (3rd), stolen bases (1st).
- Missed time from July 3-21 while on the disabled list with lower back stiffness...missed several games throughout season while not on the DL due to back injury.
- Led the team with a career-high 29 stolen bases...combined with his 13 home runs, he became the 12th Padre (18th time overall) to record at least 20 steals and 10 home runs in a season.

2009: Appeared in 95 games for the Padres after beginning the season at Triple-A Portland...played all three outfield positions for San Diego, making 52 starts in right field, 16 starts in center field and three starts in left field.

- All 12 homers and 27 of his 28 extra-base hits came against right-handed pitching.
- Batted .299 (43-for-144) on the road compared to .215 (32-for-149) at home...hit .385 (30-for-78) in day games and .209 (45-for-215) at night.

2008: Contract purchased from Triple-A Portland August 29 and made his Major League debut that night.

- Selected for having the "Best Strike Zone Judgment" in the Pacific Coast League in *Baseball America's* annual "Best Tools" survey featured in the publication's August 25-September 7 issue.
- With the Padres, batted at a .324 clip (11-for-34) off left-handed pitching but hit both homers off righties...hit .308 (8-for-26) with runners in scoring position and .500 (2-for-4) with the bases loaded.
- Made his Major League debut August 29 vs. COL, collecting a triple in his first plate appearance off Aaron Cook...only the second player in club history to triple in his first Major League at-bat, joining John Sipin who accomplished the feat May 24, 1969.
- Launched first career homer September 4 at MIL off Jeff Suppan.

2007: Spent the entire season with the Texas League Champion Double-A San Antonio Missions...named the Padres' No. 5 prospect by *Baseball America* entering the season.

- Ranked among Texas League leaders in hits (T-4th, 143), games (T-3rd, 134) and at-bats (2nd, 515).
- Hit for the cycle on May 30 at Springfield...first Missions player to accomplish the feat since 2002...collected three RBI in the game.
- Named to the Texas League Post-Season All-Star team.
- Went 12-for-31 (.387) in seven playoff games with two RBI...notched the most hits and stolen bases (2) among Texas Leaguers in postseason play.

2006: Received the Padres' Minor League Player of the Year Award after an all-star season with Single-A Fort Wayne...ranked second in the San Diego organization in RBI (91), third in batting average (.314) and fourth in stolen bases (18).

- Named to the Midwest League post-season All-Star team...finished among league leaders in runs scored (T-1st, 86), batting average (2nd), RBI (2nd), hits (3rd, 148), on-base percentage (T-3rd, .389), doubles (4th, 34) and total bases (T-4th, 225).
- Knocked two grand slams: May 4 at Kane County and August 18 vs. South Bend.

2005: Split his professional debut between Rookie-level Peoria and Short-A Eugene.

- Went 2-for-4 with two RBI, two runs scored and one steal in his pro debut June 22 at the AZL Mariners.

PERSONAL

William Dion Venable...married to Kathryn...graduated from San Rafael (CA) High School...lettered four times in basketball, three times in baseball and once in track and field in high school...was a standout in baseball and basketball at Princeton University...is only the second player in Ivy League history to earn first team All-Ivy honors in both basketball and baseball, joining Chris Young...was First-Team All-Ivy League in basketball in 2004 and baseball in 2005...received the B.F. Bunn Trophy in 2004-05, "awarded to that member of the Princeton varsity basketball team who through sportsmanship, play and influence has contributed most to the sport"...compiled 1,010 career points in four seasons with the Tigers...majored in anthropology...his father, Max, played parts of 12 Major League seasons and is now a minor league hitting coach in the Mariners organization...signed by Padres scout Jim Bretz.

VENABLE

*Led league +Tied for league lead @Rehab assignment



PLAYERS



NICK VINCENT RIGHT-HANDED PITCHER

50

BATS/THROWS: R/R

OPENING DAY AGE: 27

BORN: July 12, 1986 in Poway, CA

RESIDENCE: Ramona, CA

ACQUIRED: Signed as an 18th-round selection in the 2008 First-Year Player Draft

CONTRACT STATUS: Signed through 2014

HEIGHT/WEIGHT: 5-11/181

SERVICE TIME: 1.007

CAREER

2013: Opened the season with Triple-A Tucson, but made 45 appearances for the Padres as a late-inning reliever.

- Set career-highs in wins (6), games (45), innings (46.1) and strikeouts (49).
- Had two stints with the Padres: May 30-31 and June 11-end of the season.
- Limited opposing hitters to a .202 (33-for-163) batting average, 15th-best in the National League amongst relievers.
- Limited right-handers to a .122 (11-for-90) batting average, the 2nd-best mark in the Majors behind Atlanta's Craig Kimbrel (.116)...the .122 mark was the fourth-best ever by a Padres pitcher vs. right handed batters (min. .75 at bats).
- His 2.14 ERA (11 ER, 46.1 IP) ranked ninth in the National League amongst relievers (min. 45.0 IP) and 21st in the Majors.
- Had a 0.36 ERA (1 ER, 25.1 IP) at Petco Park, the lowest single-season ERA at the park (min. 25.0 IP)...previous low was Luke Gregerson's 0.65 ERA in 2009.
- Earned the first save of his career on June 12 vs. Atlanta, striking out Justin Upton who represented the go-ahead run.

QUICK HIT

- **First MLB Win:** May 26, 2012 at Houston
- **First MLB Save:** June 12, 2013 vs. Atlanta

2012: Split the season between the minor leagues and four stints the Padres, seeing his first Major League action with 27 relief appearances for San Diego.

- Began the season on the DL in the minor leagues...reinstated on May 10 to pitch with Triple-A Tucson.
- Was recalled from Triple-A Tucson for his first Major League stint on May 18 but optioned back on May 20 without having made his debut.
- Recalled for a second stint with San Diego on June 26 from Double-A San Antonio.
- Made his Major League debut on May 26 at HOU, working 2.0 scoreless innings.
- Earned his first Major League victory in his second career outing on June 28 at HOU.
- Went 1-0 with a 0.42 ERA (1 ER, 21.2 IP), a .171 (13-for-76) opponents batting average and 23 strikeouts against just five walks over his final 23 outings from July 16 through the end of the season.
- From the time of his fourth and final recall on August 18 through the end of the season, his 0.49 ERA (1 ER, 18.1 IP) was the fifth-best ERA among all big league pitchers with a minimum of 15.0 innings over that stretch, second-best among NL pitchers.
- Worked scoreless ball in 23 of his 27 outings overall for San Diego, including 22 of his final 23 outings.
- Held big league hitters to a .198 (19-for-96) average, including a .139 (5-for-36) average against left-handers and a .233 (14-for-60) mark against right-handed hitters.
- Worked scoreless ball in 12 of 13 outings at Petco Park, posting a 0.68 ERA (1 ER, 13.1 IP) at home against a 2.77 ERA (4 ER, 13.0 IP) in 14 outings on the road.

2011: Spent the entire season with Double-A San Antonio, making 66 relief appearances for the Texas League champs.

- Named to the Texas League mid-season All-Star team.
- Averaged over a strikeout per inning with 89 in 79.1 IP...posted a 4.45 strikeout/walk ratio.
- Recorded a sub-1.000 WHIP (0.933) for the first time in his minor league career.

2010: Posted a career-best 1.87 ERA in 48 games (one start) for Single-A Lake Elsinore.

2009: Spent the entire season with Single-A Lake Elsinore, making 59 relief appearances.

- Marked his first full season as a reliever, recording 24 games finished.

2008: Spent the majority of the season at Short-A Eugene, also making one start for Triple-A Portland.

PERSONAL

Nicholas James Vincent...graduate of Ramona (CA) High School...attended both Palomar Junior College and Long Beach State University...originally signed by Padres' scout Brendan Hause.

PLAYERS

VINCENT

NICK VINCENT'S CAREER PITCHING RECORD

YR	CLUB	W-L	ERA	G	GS	CG	SHO	SV	IP	H	R	ER	HR	HB	BB	SO	WP	BK	AVG
2008	Eugene (A)	3-3	5.40	16	8	0	0	2	43.1	42	32	26	6	2	20	38	3	0	.259
	Portland (AAA)	0-1	5.40	1	1	0	0	0	5.0	2	4	3	1	1	1	4	0	0	.118
2009	Lake Elsinore (A)	4-2	3.08	59	0	0	0	2	64.1	66	27	22	3	1	18	74	0	0	.266
2010	Lake Elsinore (A)	4-0	1.87	48	1	0	0	0	81.2	60	24	17	7	5	23	76	1	1	.201
2011	San Antonio (AA)	8-2	2.27	66	0	0	0	3	79.1	54	20	20	6	3	20	89	1	0	.196
2012	Tucson (AAA)	1-1	5.82	23	0	0	0	2	21.2	27	14	14	2	2	11	19	1	0	.314
	San Antonio (AA)	1-0	1.86	9	0	0	0	0	9.2	4	2	2	0	1	0	15	0	0	.121
	SAN DIEGO	2-0	1.71	27	0	0	0	0	26.1	19	5	5	2	1	7	28	1	0	.198
2013	Tucson (AAA)	4-3	3.55	24	0	0	0	0	25.1	26	11	10	4	1	12	24	1	0	.257
	SAN DIEGO	6-3	2.14	45	0	0	0	1	46.1	33	11	11	1	2	11	49	0	0	.202
Major League Totals		8-3	1.98	72	0	0	0	1	72.2	52	16	16	3	3	18	77	1	0	.201
Minor League Totals		25-12	3.11	246	10	0	0	9	330.1	281	134	114	29	16	105	339	7	1	.230

*Led league +Tied for league lead @Rehab assignment

2013 AND CAREER BATTING RECORD

YR	CLUB	AVG	G	AB	R	H	2B	3B	HR	RBI	SH	SF	HP	BB	SO	SB	CS	OBP	SLG
2013	SAN DIEGO	---	45	-	-	-	-	-	-	-	-	-	-	-	-	-	-	-	-
Major League Totals		.000	72	1	0	0	0	0	0	0	0	0	0	0	1	0	0	.000	.000

CAREER FIELDING

POSITION	PCT.	G	PO	A	E	TC	DP
Pitcher	1.000	72	5	10	0	15	0

SINGLE-GAME HIGHS

INNINGS PITCHED.....3.0 IP, May 31, 2013 vs. Toronto
 LOW-HIT COMPLETE GAME.....None
 STRIKEOUTS.....3, five times, last September 26, 2013 vs. Arizona
 MOST HITS ALLOWED.....4, July 25, 2013 at Milwaukee
 MOST RUNS ALLOWED.....4, July 25, 2013 at Milwaukee
 MOST WALKS ALLOWED.....2, three times, last September 11, 2013 at Philadelphia
 MOST HOME RUNS ALLOWED.....1, three times, last July 25, 2013 at Milwaukee
 CAREER WINNING STREAK.....Two games, four times, last September 13-26, 2013
 CAREER 10-STRIKEOUT GAMES.....None
 CAREER HOME RUNS HIT.....None

CAREER TRANSACTIONS

2008.....Signed by the San Diego Padres as an 18th-round selection in the First-Year Player Draft.

MLB AND SAN DIEGO DEBUT DATES

Player	MLB Debut	SD Debut	Player	MLB Debut	SD Debut
Yonder Alonso	9-1-10	4-5-12	Cameron Maybin	8-17-07	3-31-11
Alexi Amarista	4-26-11	5-17-12	Tommy Medica	9-11-13	same as MLB
Yelson Asencio	-	-	Xavier Nady	9-30-00	same as MLB
Joaquin Benoit	8-8-01	-	Rico Noel	-	-
Kyle Blanks	6-19-09	same as MLB	Dennis O'Grady	-	-
Blaine Boyer	6-12-05	-	Juan Oramas	-	-
Everth Cabrera	4-8-09	same as MLB	Jace Peterson	-	-
Leonel Campos	-	-	Adys Portillo	-	-
Anthony Carter	-	-	Kevin Quakenbush	-	-
Andrew Cashner	5-31-10	4-6-12	Carlos Quentin	7-20-06	5-28-12
Cody Decker	-	-	Rene Rivera	9-24-04	7-8-13
Chris Denorfia	9-7-05	5-17-10	Donn Roach	-	-
Alex Dickerson	-	-	Daniel Robertson	-	-
Robbie Erlin	4-30-13	same as MLB	Joe Ross	-	-
Reymond Fuentes	8-26-13	same as MLB	Tyson Ross	4-7-10	4-6-13
Rocky Gale	-	-	Keyvius Sampson	-	-
Jonathan Galvez	-	-	Patrick Schuster	-	-
Alberto Gonzalez	9-1-07	3-31-11	Tony Sipp	4-22-09	-
Yasmani Grandal	6-2-12	same as MLB	Burch Smith	5-11-13	same as MLB
Jedd Gyorko	4-1-13	same as MLB	Seth Smith	9-16-07	-
Jesse Hahn	-	-	Cory Spangenberg	-	-
Chase Headley	6-15-07	same as MLB	Tim Stauffer	5-11-05	same as MLB
Austin Hedges	-	-	Huston Street	4-6-05	4-7-12
Nick Hundley	7-4-08	same as MLB	Eric Stults	9-5-06	5-19-12
Ryan Jackson	8-11-12	-	Dale Thayer	5-22-09	4-29-12
Josh Johnson	9-10-05	-	Alex Torres	7-18-11	-
Casey Kelly	8-27-12	same as MLB	Will Venable	8-29-08	same as MLB
Ian Kennedy	9-1-07	8-4-13	Nick Vincent	6-26-12	same as MLB
Rymer Liriano	-	-	Joe Wieland	4-14-12	same as MLB
Cory Luebke	9-3-10	same as MLB	Matt Wisler	-	-



PLAYERS



JOE WIELAND

RIGHT-HANDED PITCHER

43

BATS/THROWS: R/R
OPENING DAY AGE: 24

BORN: January 21, 1990 in Reno, NV
RESIDENCE: Reno, NV

ACQUIRED: From TEX along with LHP Robbie Erlin in exchange for RHP Mike Adams: July 31, 2011

CONTRACT STATUS: Signed through 2014

HEIGHT/WEIGHT: 6-3/208
SERVICE TIME: 2.000

CAREER

2013: Missed the entire campaign as he continued his rehab from "Tommy John" surgery in July of 2012.

- Made a pair of relief appearances in November with Peoria of the Arizona Fall League...allowed one run on three hits with one strikeout in 2.0 innings.

2012: Made two starts for Triple-A Tucson before seeing his first

Major League action with the Padres by making five starts...had season cut short due to a stint on the disabled list and underwent "Tommy John" surgery on his right elbow in July.

- Selected from Triple-A Tucson on April 14 and made his Major League debut that day against the Dodgers at Dodger Stadium...tagged with the loss after allowing six runs on six hits, three home runs, over 5.0 innings of work.
- Tagged with the loss in each of his first four starts, despite allowing three runs-or-fewer in his three following his debut...went 0-4 with a 4.91 ERA (12 ER, 22.0 IP) over his first four career starts from April 14-30.
- Padres were 0-5 in his starts overall, earning a no-decision in his only other start and final game of 2012 on May 6 vs. MIA.
- Placed on the 15-day DL on May 11 with a strained right elbow, missing the remainder of the season...was transferred to the 60-day DL on June 26 and underwent season-ending Tommy John surgery on his right elbow in July.
- In his four starts at Petco Park, was 0-3 with a 3.18 ERA (8 ER, 22.2 IP) and 23 strikeouts against seven walks.
- At the plate, collected his first career hit on April 30 vs. MIL with a single...followed up in his next start with a two-run double on May 6 vs. MIA.

2011: Split the season between Single-A Myrtle Beach and Double-A Texas League affiliates for the Rangers and Padres in Frisco and San Antonio.

- Acquired by the Padres at the trade deadline as part of the deal that sent RHP Mike Adams to TEX.
- Combined to go 13-4 with a 1.97 ERA (34 ER, 155.2 IP) between his three stops.
- Tossed a 9.0-inning no-hitter July 29 at San Antonio, in his final start in the Rangers organization...joined San Antonio following the trade.
- Named by Padres No. 8 prospect by *Baseball America* following the season...also rated as having the best control in the organization.

2010: Split the season between Single-A Hickory and Single-A Bakersfield, combining to go 11-7 with a 4.07 ERA (67 ER, 148.0 IP) in 26 games (25 starts).

2009: Spent the entire season at Single-A Hickory, making 18 starts and one relief appearance.

2008: Split his professional debut between the starting rotation and the bullpen, making seven starts and six relief appearances for the AZL Rangers.

QUICK HIT

- Signed a letter of intent with San Diego State University before signing with the Rangers.

PERSONAL

Joseph Andrew Wieland (pronounced WEE-land)...a graduate of Bishop Monogue HS in Reno, Nev...posted a 2.04 ERA while also hitting .556 with 12 homers his senior season...named the Nevada State Player of the Year by the *Las Vegas Review Journal* and the *Reno Gazette Journal*...originally signed by Rangers' scout Butch Metzger.

JOE WIELAND'S CAREER PITCHING RECORD

YR	CLUB	W-L	ERA	G	GS	CG	SHO	SV	IP	H	R	ER	HR	HB	BB	SO	WP	BK	AVG
2008	AZL Rangers (R)	5-1	1.44	13	7	0	0	0	43.2	32	8	7	2	4	8	41	3	0	.200
2009	Hickory (A)	4-6	5.31	19	18	0	0	0	83.0	102	67	49	7	5	24	73	6	0	.299
2010	Hickory (A)	7-4	3.34	15	15	2	1	0	89.0	84	36	33	4	3	15	71	1	0	.251
	Bakersfield (A)	4-3	5.19	11	10	0	0	0	59.0	67	36	34	6	2	10	62	4	1	.283
2011	Myrtle Beach (A)	6-3	2.10	14	13	1	1	0	85.2	78	23	20	7	2	4	96	7	0	.240
	Frisco (AA)	4-0	1.23	7	7	1	1	0	44.0	35	9	6	2	0	11	36	1	0	.217
	San Antonio (AA)	3-1	2.77	5	5	0	0	0	26.0	23	10	8	0	2	6	18	1	0	.240
2012	Tucson (AAA)	0-1	3.52	2	2	0	0	0	7.2	10	3	3	0	0	2	11	0	0	.312
	SAN DIEGO	0-4	4.55	5	5	0	0	0	27.2	26	16	14	5	1	9	24	1	0	.245
2013									Injured - Did not pitch										
Major League Totals		0-4	4.55	5	5	0	0	0	27.2	26	16	14	5	1	9	24	1	0	.245
Minor League Totals		33-19	3.29	86	77	4	3	0	438.0	431	192	160	28	18	80	408	23	1	.255

*Led league +Tied for league lead @Rehab assignment

2013 AND CAREER BATTING RECORD

YR	CLUB	AVG	G	AB	R	H	2B	3B	HR	RBI	SH	SF	HP	BB	SO	SB	CS	OBP	SLG
2013																			
Major League Totals		.250	5	8	0	2	1	0	0	2	0	0	0	0	2	0	0	.250	.375

CAREER FIELDING

POSITION	PCT.	G	PO	A	E	TC	DP
Pitcher	1.000	5	2	2	0	4	0

SINGLE-GAME HIGHS

INNINGS PITCHED.....6.0 IP, twice, last April 25, 2012 vs. Washington
 LOW-HIT COMPLETE GAME.....None
 STRIKEOUTS.....8, April 30, 2012 vs. Milwaukee
 MOST HITS ALLOWED6, April 14, 2012 at Los Angeles Dodgers
 MOST RUNS ALLOWED6, April 14, 2012 at Los Angeles Dodgers
 MOST WALKS ALLOWED3, April 25, 2012 vs. Washington
 MOST HOME RUNS ALLOWED.....3, April 14, 2012 at Los Angeles Dodgers
 CAREER WINNING STREAK.....None
 CAREER 10-STRIKEOUT GAMES.....None
 CAREER HOME RUNS HIT.....None

CAREER TRANSACTIONS

2008.....Signed by the Texas Rangers as a fourth-round selection in the First-Year Player Draft.
 2011.....Acquired by the San Diego Padres from the Texas Rangers along with LHP Robbie Erlin in exchange for RHP Mike Adams, July 31.



PLAYERS



MATT WISLER

RIGHT-HANDED PITCHER

75

BATS/THROWS: R/R
OPENING DAY AGE: 21

BORN: September 12, 1992 in Bryan, OH
RESIDENCE: Bryan, OH

ACQUIRED: Signed as a seventh-round selection in the 2011 First-Year Player Draft

CONTRACT STATUS: Signed through 2014

HEIGHT/WEIGHT: 6-3/197
SERVICE TIME: 0.000

NON-ROSTER INVITEE

CAREER

2013: **Opened the season with High-A Lake Elsinore making six starts before a promotion to Double-A San Antonio where he helped lead the Missions to the Texas League championship.**

- Combined to post a 10-6 record with a 2.78 ERA (42 ER, 136.0 IP) over 26 starts for Lake Elsinore and San Antonio.
- His 3.00 ERA for San Antonio would have placed him fourth in the league if he had enough innings to qualify.
- Recorded a 3-1 record with a 1.86 ERA (6 ER, 29.0 IP) in six August starts.
- Made three starts for the Missions in the Texas League playoffs, going 1-0 with two no decisions allowing just one earned run over 16.0 innings for a 0.56 ERA...struck out 16.
- Following the season, rated by *Baseball America* as the No. 2 prospect in the Padres system...also enters 2014 as the No. 78 prospect in all of baseball according to MLB.com.

QUICK HIT

- Enters 2014 as the Padres' No. 2 prospect according to *Baseball America*.

2012: **In his first full season in the minors, spent the entire campaign with Class-A Fort Wayne and posted a 2.53 ERA in 24 games, 23 starts.**

- Tossed a six-inning, rain-shortened shutout on July 1 at Lake County, allowing just two hits with six strikeouts.

2011: **Made just one relief appearance for the Rookie-Level Arizona Padres in his first pro season.**

PERSONAL

Mathew Robert Wisler (pronounced WISS-lurr)...a graduate of Bryan (Ohio) High School...originally signed by Padres' scout Mark Conner.

MATT WISLER'S CAREER PITCHING RECORD

YR	CLUB	W-L	ERA	G	GS	CG	SHO	SV	IP	H	R	ER	HR	HB	BB	SO	WP	BK	AVG
2011	AZL Padres (R)	0-0	--	1	0	0	0	0	0.0	2	4	4	0	1	2	0	0	0	1.000
2012	Fort Wayne (A)	5-4	2.53	24	23	1	1	0	114.0	95	39	32	1	5	28	113	5	2	.227
2013	Lake Elsinore (A)	2-1	2.03	6	6	0	0	0	31.0	22	7	7	1	1	6	28	0	1	.196
	San Antonio (AA)	8-5	3.00	20	20	0	0	0	105.0	85	36	35	7	2	27	103	3	0	.223
Minor League Totals		15-10	2.81	51	49	1	1	0	250.0	204	86	78	9	9	63	244	8	3	.223

*Led league +Tied for league lead @Rehab assignment

CAREER TRANSACTIONS

2011.....Signed by the San Diego Padres as a seventh-round selection in the First-Year Player Draft.

FIRST-YEAR PLAYER DRAFT (11)

Player	Draft Year	Round
Kyle Blanks	2004	42nd
Jedd Gyorko	2010	Second
Chase Headley	2005	Second
Nick Hundley	2005	Second
Cory Luebke	2007	Supplemental first (63rd pick)
Tommy Medica	2010	14th
Keyvius Sampson	2009	Fourth
Burch Smith	2011	14th
Tim Stauffer	2003	First (fourth pick)
Will Venable	2005	Seventh
Nick Vincent	2008	18th

NON-DRAFTED FREE AGENTS (3)

Player	Date
Yeison Asencio	07-02-09
Rymer Liriano	07-03-07
Juan Oramas	11-26-06

RULE 5 DRAFT (1)

Player	Draft Year	From
Everth Cabrera	2008	Colorado

MAJOR LEAGUE FREE AGENT (2)

Player	Date
Joaquin Benoit	12-20-13
Josh Johnson	11-20-13

MINOR LEAGUE FREE AGENT (3)

Player	Date
Chris Denorfia	12-17-09
Rene Rivera	12-12-12
Dale Thayer	12-06-11

CLAIMED OFF WAIVERS (1)

Player	Date
Eric Stults	05-17-12 (from CWS)



2013 Padres Pitcher of the Year Andrew Cashner was acquired via trade from the Chicago Cubs in 2012.



2013 Padres MVP Will Venable was selected by the club in the seventh round in 2005.

ACQUIRED BY TRADE (19)

Player Acquired	From	Date	Players involved
Yonder Alonso	Cincinnati	12-17-11	With Yasmani Grandal, Edinson Volquez and Brad Boxberger in exchange for Mat Latos
Alexi Amarista	Los Angeles-AL	05-03-12	With Donn Roach in exchange for Ernesto Frieri
Andrew Cashner	Chicago-NL	01-06-12	With Kyung-Min Na in exchange for Anthony Rizzo and Zach Cates
Robbie Erlin	Texas	07-31-11	With Joe Wieland in exchange for Mike Adams
Reymond Fuentes	Boston	12-06-10	With Casey Kelly, Anthony Rizzo and Eric Patterson in exchange for Adrian Gonzalez
Yasmani Grandal	Cincinnati	12-17-11	With Yonder Alonso, Edinson Volquez and Brad Boxberger in exchange for Mat Latos
Jesse Hahn	Tampa Bay	01-22-14	With Alex Torres in exchange for Logan Forsythe, Brad Boxberger, Matt Andriese, Matt Lollis and Maxx Tissenbaum
Ryan Jackson	Houston	12-18-13	In exchange for Jesus Guzman
Casey Kelly	Boston	12-06-10	With Anthony Rizzo, Reymond Fuentes and Eric Patterson in exchange for Adrian Gonzalez
Ian Kennedy	Arizona	07-31-13	In exchange for Joe Thatcher, Matt Stites and Competitive Balance Round B selection
Cameron Maybin	Miami	11-13-10	In exchange for Edward Mujica and Ryan Webb
Carlos Quentin	Chicago-AL	12-31-11	In exchange for Simon Castro and Pedro Hernandez
Donn Roach	Los Angeles-AL	05-03-12	With Alexi Amarista in exchange for Ernesto Frieri
Tyson Ross	Oakland	11-16-12	With A.J. Kirby-Jones in exchange for Andrew Werner and Andy Parrino
Patrick Schuster	Houston	12-12-13	In exchange for Anthony Bass
Seth Smith	Oakland	12-03-13	In exchange for Luke Gregerson
Huston Street	Colorado	12-07-11	With cash in exchange for Nick Schmidt
Alex Torres	Tampa Bay	01-22-14	With Jesse Hahn in exchange for Logan Forsythe, Brad Boxberger, Matt Andriese, Matt Lollis and Maxx Tissenbaum
Joe Wieland	Texas	07-31-11	With Robbie Erlin in exchange for Mike Adams



40-MAN ROSTER

Executive Vice President/GM

Josh Byrnes

Head Trainer

Todd Hutcheson

Assistant Trainer

Paul Navarro

Strength & Conditioning Coach

Brett McCabe



Manager

20-Bud Black

Director of Team Travel/

Equipment Manager

Brian Prilaman

Team Physicians

Scripps Clinic Medical Staff

Bullpen Catchers

80-Justin Hatcher

81-Griffin Benedict

Coaches

36-Darren Balsley (Pitching Coach), 47-Willie Blair (Bullpen Coach), 30-Glenn Hoffman (Third Base Coach),
28-Phil Plantier (Hitting Coach), 32-Alonzo Powell (Assistant Hitting Coach),
10-Dave Roberts (Bench Coach), 17-Jose Valentin (First Base Coach)

NO.	PITCHERS (21)	B/T	HT.	WT.	BORN	BIRTHPLACE	RESIDENCE
56	Benoit, Joaquin	R/R	6-3	220	07-26-77	Santiago, DOM	Santiago, DOM
34	Cashner, Andrew	R/R	6-6	219	09-11-86	Conroe, TX	Montgomery, TX
41	Erlin, Robbie	R/L	6-0	190	10-08-90	Oakland, CA	Santa Cruz, CA
72	Hahn, Jesse	R/R	6-5	190	07-30-89	Norwich, CT	Groton, CT
55	Johnson, Josh	L/R	6-7	245	01-31-84	Minneapolis, MN	Las Vegas, NV
49	Kelly, Casey	R/R	6-3	211	10-04-89	Sarasota, FL	Sarasota, FL
22	Kennedy, Ian	R/R	6-0	190	12-19-84	Huntington Beach, CA	Scottsdale, CA
52	Luebke, Cory	R/L	6-3	205	03-04-85	Maria Stein, OH	Maria Stein, OH
60	Juan Oramas	L/L	5-10	211	05-11-90	Villa Hermosa, MEX	Villa Hermosa, MEX
61	Roach, Donn	R/R	6-0	195	12-14-89	Las Vegas, NV	Las Vegas, NV
38	Ross, Tyson	R/R	6-5	223	04-22-87	Berkeley, CA	Oakland, CA
62	Sampson, Keyvius	R/R	6-0	225	01-06-91	Gainesville, FL	Ocala, FL
57	Schuster, Patrick	R/L	6-2	165	10-30-90	New Port Richey, FL	Holiday, FL
26	Smith, Burch	R/R	6-4	216	04-12-90	San Antonio, TX	Tyler, TX
46	Stauffer, Tim	R/R	6-1	209	06-02-82	Portland, ME	San Diego, CA
16	Street, Huston	R/R	6-0	196	08-02-83	Austin, TX	Austin, TX
53	Stults, Eric	L/L	6-2	221	12-09-79	Plymouth, IN	Argos, IN
33	Thayer, Dale	R/R	6-0	211	12-17-80	Fountain Valley, CA	Murrieta, CA
45	Torres, Alex	L/L	5-10	175	12-08-89	Valencia, VEN	Valencia, VEN
50	Vincent, Nick	R/R	5-11	181	07-12-86	Poway, CA	Ramona, CA
43	Wieland, Joe	R/R	6-3	208	01-21-90	Reno, NV	Reno, NV
NO.	CATCHERS (3)	B/T	HT.	WT.	BORN	BIRTHPLACE	RESIDENCE
8	Grandal, Yasmani	S/R	6-2	225	11-08-88	Havana, CUB	Peoria, AZ
4	Hundley, Nick	R/R	6-1	200	09-08-83	Corvallis, OR	San Diego, CA
44	Rivera, Rene	R/R	5-10	222	07-31-83	Bayamon, PR	Bayamon, PR
NO.	INFIELTERS (7)	B/T	HT.	WT.	BORN	BIRTHPLACE	RESIDENCE
23	Alonso, Yonder	L/R	6-1	230	04-08-87	Havana, CUB	Doral, FL
5	Amarista, Alexi	L/R	5-6	152	04-06-89	Barcelona, VEN	Barcelona, VEN
2	Cabrera, Everth	S/R	5-10	190	11-17-86	Nandaime, NIC	Jinotepe, NIC
9	Gyorko, Jedd	R/R	5-10	210	09-23-88	Morgantown, WV	Morgantown, WV
7	Headley, Chase	S/R	6-2	220	05-09-84	Fountain, CO	Franklin, TN
8	Jackson, Ryan	R/R	6-3	180	05-10-88	Miami, FL	Miami Springs, FL
54	Medica, Tommy	R/R	6-3	203	04-09-88	San Jose, CA	San Jose, CA
NO.	OUTFIELDERS (9)	B/T	HT.	WT.	BORN	BIRTHPLACE	RESIDENCE
63	Asencio, Yeison	R/R	6-1	225	11-14-89	San Cristobal, DOM	San Cristobal, DOM
88	Blanks, Kyle	R/R	6-6	266	09-11-86	Sellersville, PA	Peoria, AZ
13	Denorfia, Chris	R/R	6-0	194	07-15-80	Bristol, CT	Sarasota, FL
27	Fuentes, Raymond	L/L	6-0	160	02-12-91	Orlando, FL	Manati, PR
64	Liriano, Rymer	R/R	6-1	235	06-20-91	Santo Domingo, DOM	Santo Domingo, DOM
24	Maybin, Cameron	R/R	6-3	205	04-04-87	Asheville, NC	Arden, NC
18	Quentin, Carlos	R/R	6-1	235	08-28-82	Bellflower, CA	San Diego, CA
12	Smith, Seth	L/L	6-3	210	09-30-82	Jackson, MS	Brandon, MS
25	Venable, Will	L/L	6-3	205	10-29-82	Greenbrae, CA	Austin, TX

NON-ROSTER INVITEES

2014 PADRES

NO.	PITCHERS (9)	B/T	HT.	WT.	BORN	BIRTHPLACE	RESIDENCE
58	Boyer, Blaine	R/R	6-3	225	07-11-81	Atlanta, GA	Marietta, GA
77	Campos, Leonel	R/R	6-3	185	07-17-87	Valera, VEN	Valera, VEN
59	Carter, Anthony	R/R	6-4	215	04-04-86	Decatur, GA	Lilburn, GA
76	O'Grady, Dennis	R/R	5-9	204	05-17-89	Floral Park, NY	Floral Park, NY
65	Portillo, Adys	R/R	6-3	236	12-20-91	Los Puertos de Altigracia, VEN	Los Puertos de Altigracia, VEN
71	Quackenbush, Kevin	R/R	6-4	219	11-28-88	Land O' Lakes, FL	Land O' Lakes, FL
66	Ross, Joe	R/R	6-4	207	05-21-93	Berkeley, CA	Oakland, CA
40	Sipp, Tony	L/L	6-0	190	07-12-83	Pascagoula, MS	Moss Point, MS
75	Wisler, Matt	R/R	6-3	197	09-12-92	Bryan, OH	Bryan, OH
NO.	CATCHERS (3)	B/T	HT.	WT.	BORN	BIRTHPLACE	RESIDENCE
79	Decker, Cody	R/R	5-11	220	01-17-87	Santa Monica, CA	Santa Monica, CA
83	Gale, Rocky	R/R	6-0	188	02-22-88	Portland, OR	Gresham, OR
70	Hedges, Austin	R/R	6-1	190	08-18-92	San Juan Capistrano, CA	Tustin, CA
NO.	INFELDERS (4)	B/T	HT.	WT.	BORN	BIRTHPLACE	RESIDENCE
67	Galvez, Jonathan	R/R	6-2	200	01-18-91	Santo Domingo, DOM	Santo Domingo, DOM
3	Gonzalez, Alberto	R/R	5-10	195	04-18-83	Maracaibo, VEN	Maracaibo, VEN
74	Peterson, Jace	L/R	6-0	208	05-09-90	Lake Charles, LA	Moss Bluff, LA
73	Spangenberg, Cory	L/R	6-0	196	03-16-91	Clarks Summit, PA	Oldsmar, FL
NO.	OUTFIELDERS (4)	B/T	HT.	WT.	BORN	BIRTHPLACE	RESIDENCE
78	Dickerson, Alex	L/L	6-3	230	05-26-90	Poway, CA	Poway, CA
21	Nady, Xavier	R/R	6-2	215	11-14-78	Carmel, CA	San Diego, CA
68	Noel, Rico	R/R	5-8	170	01-11-89	Lawton, OK	Lawton, OK
82	Robertson, Daniel	R/R	5-8	169	09-30-85	Fontana, CA	La Puente, CA

PADRES PRONUNCIATION GUIDE

Alexi Amarista.....	AH-mah-REE-stah	Xavier Nady*.....	X-a-vee-er / NAY-dee
Yeison Asencio.....	yay-SONE / Ah-CEN-see-oh	Rico Noel*.....	no-EL
Joaquin Benoit.....	Wah-KEEN / Ben-WAH	Juan Oramas.....	oh-RAH-mas
Everth Cabrera.....	EV-rith	Adys Portillo*.....	Ah-DECE / Pour-TEE-oh
Leonel Campos*.....	lie-oh-NELL / CAHM-pose	Carlos Quentin.....	QWIN-tin
Reymond Fuentes.....	RAY-mund	Keyvius Sampson.....	KEY-vuss
Yasmani Grandal.....	yaz-MAH-knee / gran-DAHL	Cory Spangenberg*.....	SPAN-jen-burg
Jedd Gyorko.....	JERK-oh	Tim Stauffer.....	STAW-fur
Rymer Liriano.....	RYE-mur	Huston Street.....	Houston
Cory Luebke.....	LUBE-key	Joe Wieland.....	WEE-land
Tommy Medica.....	MEDIC-uh	Matt Wisler*.....	WHISS-lur

* - non-roster

PADRES ALPHABETICAL ROSTER

23 Yonder Alonso.....	1B	7 Chase Headley.....	3B	82 Daniel Robertson*.....	OF
5 Alexi Amarista.....	INF/OF	70 Austin Hedges*.....	C	66 Joe Ross*.....	RHP
63 Yeison Asencio.....	OF	4 Nick Hundley.....	C	38 Tyson Ross.....	RHP
56 Joaquin Benoit.....	RHP	15 Ryan Jackson.....	INF	62 Keyvius Sampson.....	RHP
88 Klye Blanks.....	1B/OF	55 Josh Johnson.....	RHP	57 Patrick Schuster.....	LHP
58 Blaine Boyer*.....	RHP	49 Casey Kelly.....	RHP	40 Tony Sipp*.....	LHP
2 Everth Cabrera.....	SS	22 Ian Kennedy.....	RHP	26 Burch Smith.....	RHP
77 Leonel Campos*.....	RHP	64 Rymer Liriano.....	OF	12 Seth Smith.....	OF
59 Anthony Carter*.....	RHP	52 Cory Luebke.....	LHP	73 Cory Spangenberg*.....	INF
34 Andrew Cashner.....	RHP	24 Cameron Maybin.....	OF	46 Tim Stauffer.....	RHP
79 Cody Decker*.....	C	54 Tommy Medica.....	OF	16 Huston Street.....	RHP
13 Chris Denorfia.....	OF	21 Xavier Nady*.....	1B/OF	53 Eric Stults.....	LHP
78 Alex Dickerson*.....	OF	68 Rico Noel*.....	OF	33 Dale Thayer.....	RHP
41 Robbie Erlin.....	LHP	76 Dennis O'Grady*.....	RHP	45 Alex Torres.....	LHP
27 Reymond Fuentes.....	OF	60 Juan Oramas.....	LHP	25 Will Venable.....	OF
83 Rocky Gale*.....	C	74 Jace Peterson*.....	INF	50 Nick Vincent.....	RHP
67 Jonathan Galvez*.....	INF	65 Adys Portillo*.....	RHP	43 Joe Wieland.....	RHP
3 Alberto Gonzalez*.....	INF	71 Kevin Quackenbush*.....	RHP	75 Matt Wisler*.....	RHP
8 Yasmani Grandal.....	C	18 Carlos Quentin.....	OF		
9 Jedd Gyorko.....	INF	44 Rene Rivera.....	C		
72 Jesse Hahn.....	RHP	61 Donn Roach.....	RHP		

* - non-roster


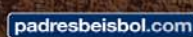

YOUR TEAM. YOUR DEVICE. YOUR HOME.

padres.com

Connect with **padres.com** on your favorite devices for breaking news, ticket and gear offers, official merchandise and more. Going to Petco Park? Download **MLB.com At The Ballpark**, the award-winning companion smartphone app for your visit.

On-the-go? Get **MLB.com At Bat** and follow every pitch with up-to-the-moment stats and live radio broadcasts. Subscribe to **MLB.TV Premium** and watch games live or on-demand on more than 350 supported devices.

Your *Padres*®. Your Device. Your Home.
Everywhere You Go.





Andrew Cashner
2013 Clyde McCullough
Pitcher of the Year



SEASON IN REVIEW




SEASON IN REVIEW

2013 SEASON HIGHLIGHTS

2013 SEASON RECAP: The Padres ended with a 76-86 mark during the 2013 campaign, tying for third with the San Francisco Giants in the National League West...the Padres inconsistent season was marked by hot and cold streaks, notable and long-term injuries and a pair of 50-game suspensions to prominent members of the lineup...the Friars opened the season dropping 15 of their first 20 games before rebounding with a 33-21 record from April 24 through June 21 that brought the club's overall mark to 38-36...after a tough early July, the Padres collected themselves during the All-Star break and went 34-32 the remainder of the year.

WILL POWER: Named the unanimous Padres Most Valuable Player by the San Diego chapter of the BBWAA, outfielder **Will Venable** posted a breakout 2013...Venable hit .268 with 22 doubles, eight triples, 22 home runs, 53 RBI, 64 runs scored and 22 stolen bases...the now 31-year-old set career highs in nearly every offensive category while posting a .484 slugging pct. and .796 OPS...he was signed to a two-year extension through the 2015 season on September 3, 2013.

- One of nine players in baseball to record 20 or more home runs and stolen bases and one of eight in Padres franchise history (10 occurrences).
- Hit .315 with a .549 slugging pct. in the second half, the sixth-highest slugging total in the N.L.



Will Venable was named the Padres MVP in 2013

CASHING IN: Padres pitcher **Andrew Cashner**, who opened the season in the bullpen before moving to the rotation for good on April 20, was named the unanimous Padres Clyde McCullough Pitcher of the Year by the San Diego chapter of the BBWAA...in his first full season at the Major League level, Cashner went 10-9 with a 3.09 ERA in 31 games, including 26 starts...in his 26 starts, he recorded 19 quality starts and allowed three runs or less 22 times.

- His 3.09 ERA was the fourth-lowest mark among qualified Padres starters since the club moved into Petco Park in 2004, only trailing Jake Peavy (2.88 in 2005 and 2.54 in 2007) and Mat Latos (2.92 in 2010).
- Among all pitchers with at least 10 starts after the All-Star break, his 2.14 ERA was the seventh-best in the Majors.
- Cashner allowed two earned runs in 23.2 innings over his three September starts (0.76 ERA), the second-best ERA in baseball (min. 3 starts) and the second-best ERA in any month by a Padres starter who made at least three starts (Dave Dravecky, April 1986, 0.75 ERA in five starts).
- Earned the MLB.com Head & Shoulders Pitching Performance of the Month award for September for his one-hit, no-walk, 7 K, complete-game shutout victory at playoff-bound Pittsburgh on September 16.



2013 Pitcher of the Year
Andrew Cashner

'GYORK STORE'S' HISTORIC OPENING: Second baseman **Jedd Gyorko** posted a historic rookie campaign...the 25-year-old became the 28th rookie in club history to receive an Opening Day start and ended up batting .249 with 26 doubles, and leading the team with 23 home runs and 63 RBI in 125 games...Gyorko put up those impressive numbers despite missing 30 games from mid-June to mid-July with a groin strain.

- Led all MLB rookies with 23 home runs (two more than the Braves' Evan Gattis), 49 extra-base hits, 216 total bases, .301 on-base pct., .444 slugging pct. and .745 OPS while finishing second in RBI (63), third in runs (62) and doubles (26) and fifth in hits (121).
- His 23 home runs by a rookie second baseman are the third-most all-time, trailing only Dan Uggla (FLA, 27 in 2006) and Joe Gordon (NYY, 25 in 1938).
- Since RBI became an official stat in 1920, he became the first rookie second baseman to ever lead his team in RBI...the only other Padre to lead the team in RBI as a rookie was first baseman **Nate Colbert**, who recorded 66 in the 1969 expansion season, the same year Colbert set the franchise rookie home run mark of 24.
- His .992 fielding pct. at second base was fourth in baseball and was the best-ever among rookie second sackers while his four errors were the fewest among qualifying rookie second basemen in MLB history (min. 108 games).
- Named to *Baseball America's* 2013 Major League All-Rookie Team at second base.



Jedd Gyorko led the club with 23 homers & 63 RBI

ONE MORE 'CAB' IN NYC: Padres shortstop **Everth Cabrera** was selected by N.L. manager Bruce Bochy to his first career All-Star team, becoming the third Nicaraguan-born player to be named to an All-Star team, and the first position player, joining RHs **Dennis Martinez** (1990-93, '95) and **Vicente Padilla** (2002)...Cabby was the fourth shortstop in Padres history to be named an All-Star, joining **Ozzie Smith** (1981), **Garry Templeton** (1985) and **Tony Fernandez** (1992)...was the sixth middle infielder to make an All-Star team in Padres history, also joining second basemen **Roberto Alomar** (1990) and **Mark Loretta** (2004) on that list...did not appear in the American League's 3-0 win at Citi Field in New York.

SMOOTH STREET: Huston Street recorded 33 saves in 35 chances, his third-career 30+ save season...since joining the Padres prior to 2012, his 94.9 save pct. leads all closers...after getting off to a slow start posting an ERA of 4.78 through June 23, Street recorded 20 consecutive scoreless outings (20.1 IP) from June 26-September 3...he converted 25 consecutive saves beginning on May 14 at Baltimore before failing to close the door in the season finale on September 29 in San Francisco...the 25-save streak was one shy of his career high set in 2009 (June 8-September 27, 2009).

SEASON IN REVIEW

2013 BATTING STATISTICS

PLAYER	AVG	G	AB	R	H	TB	2B	3B	HR	RBI	SH	SF	HP	BB	IBB	SO	SB	CS	GDP	E	OBP	SLG
Alonso	.281	97	334	34	94	123	11	0	6	45	0	7	2	32	5	47	6	0	9	3	.341	.368
Amarista	.236	146	368	35	87	124	14	4	5	32	3	1	2	22	1	57	4	2	7	5	.282	.337
Baker	.150	16	40	0	6	6	0	0	0	2	0	0	0	6	0	12	0	0	4	0	.261	.150
Blanks	.243	88	280	31	68	106	14	0	8	35	0	2	5	21	1	85	1	1	2	4	.305	.379
Cabrera	.283	95	381	54	108	145	15	5	4	31	10	1	2	41	0	69	37	12	1	6	.355	.381
Cedeno	.268	38	123	12	33	45	2	2	2	9	1	0	1	8	1	31	3	3	2	2	.318	.366
Ciriaco	.238	23	63	5	15	21	1	1	1	4	1	0	1	3	2	10	6	0	2	3	.284	.333
Decker	.154	13	26	3	4	7	0	0	1	2	1	1	0	3	0	4	0	1	0	0	.233	.269
Denorfia	.279	144	473	67	132	187	21	2	10	47	0	4	1	42	2	84	11	0	13	5	.337	.395
Forsythe	.214	75	220	22	47	73	6	1	6	19	1	1	2	19	2	54	6	1	5	5	.281	.332
Fuentes	.152	23	33	4	5	5	0	0	0	1	0	0	0	3	0	16	3	0	0	1	.222	.152
Grandal	.216	28	88	13	19	30	8	0	1	9	0	1	1	18	2	18	0	0	1	2	.352	.341
Guzman	.226	126	288	33	65	109	17	0	9	35	1	0	2	27	1	79	3	0	4	6	.297	.378
Gyorko	.249	125	486	62	121	216	26	0	23	63	0	2	4	33	1	123	1	1	14	6	.301	.444
Headley	.250	141	520	59	130	208	35	2	13	50	0	2	11	67	7	142	8	4	9	11	.347	.400
Hundley	.233	114	373	35	87	145	19	0	13	44	1	3	5	26	5	98	1	0	7	10	.290	.389
Kotsay	.194	104	155	8	30	35	2	0	1	12	1	2	0	13	0	25	0	2	1	0	.253	.226
Maybin	.157	14	51	7	8	12	1	0	1	5	1	0	1	4	1	9	4	1	3	0	.232	.235
Medica	.290	19	69	9	20	31	2	0	3	10	0	0	0	10	0	23	0	0	0	0	.380	.449
Quentin	.275	82	276	42	76	136	21	0	13	44	0	4	9	31	0	55	0	0	7	1	.363	.493
Ransom	.000	5	11	0	0	0	0	0	0	0	0	0	0	0	0	5	0	0	0	1	.000	.000
Rivera	.254	23	67	4	17	22	3	1	0	7	0	2	0	2	1	16	0	0	1	0	.268	.328
Robinson	.167	8	12	1	2	5	0	0	1	3	0	0	0	0	0	3	0	0	0	0	.167	.417
Venable	.268	151	481	64	129	233	22	8	22	53	2	1	2	29	4	118	22	6	6	3	.312	.484
TOTALS	.245	162	5517	618	1349	2085	246	26	146	578	52	34	52	467	36	1309	118	34	99	83	.308	.378

SEASON IN REVIEW

2013 PITCHING STATISTICS

PITCHER	W	L	ERA	G	GS	CG	GF	SHO	SV	IP	H	R	ER	HR	HB	BB	IBB	SO	WP	BK	AVG
Bass	0	0	5.36	24	0	0	9	0	0	42.0	51	26	25	4	0	20	4	31	5	0	.297
Boxberger	0	1	2.86	18	0	0	6	0	1	22.0	19	9	7	3	0	13	0	24	0	0	.250
Brach	1	0	3.19	33	0	0	6	0	0	31.0	36	15	11	3	0	19	0	31	4	0	.303
Cashner	10	9	3.09	31	26	1	2	1	0	175.0	151	68	60	12	4	47	3	128	5	0	.233
Erlin	3	3	4.12	11	9	0	2	0	0	54.2	53	26	25	6	0	15	0	40	3	0	.255
Gregerson	6	8	2.71	73	0	0	17	0	4	66.1	49	24	20	3	4	18	2	64	1	0	.203
Hynes	0	0	9.00	22	0	0	6	0	0	17.0	25	17	17	3	1	9	2	13	1	0	.338
Kennedy	4	2	4.24	10	10	0	0	0	0	57.1	52	29	27	9	2	25	0	55	1	1	.239
Layne	0	2	2.08	14	0	0	2	0	0	8.2	10	4	2	1	2	5	0	6	1	0	.323
Marquis	9	5	4.05	20	20	0	0	0	0	117.2	111	61	53	18	4	68	2	72	2	0	.257
Mikolas	0	0	0.00	2	0	0	1	0	0	1.2	0	0	0	0	1	1	0	1	0	0	.000
O'Sullivan	0	2	3.96	7	3	0	2	0	0	25.0	31	12	11	0	1	14	1	12	0	0	.310
Richard	2	5	7.01	12	11	0	1	0	0	52.2	65	44	41	13	0	21	1	24	0	0	.308
Ross	3	8	3.17	35	16	0	8	0	0	125.0	100	51	44	8	7	44	4	119	7	0	.225
Smith	1	3	6.44	10	7	0	3	0	0	36.1	39	26	26	9	0	21	1	46	0	0	.269
Stauffer	3	1	3.75	43	0	0	8	0	0	69.2	59	29	29	7	4	20	1	64	0	0	.231
Street	2	5	2.70	58	0	0	52	0	33	56.2	44	17	17	12	0	14	1	46	4	0	.213
Stults	11	13	3.93	33	33	2	0	0	0	203.2	219	97	89	18	2	40	2	131	2	1	.274
Thatcher	3	1	2.10	50	0	0	13	0	0	30.0	28	7	7	3	1	4	0	29	2	0	.243
Thayer	3	5	3.32	69	0	0	13	0	1	65.0	59	25	24	8	2	22	2	64	2	0	.244
Vincent	6	3	2.14	45	0	0	7	0	1	46.1	33	11	11	1	2	11	3	49	0	0	.202
Volquez	9	10	6.01	27	27	0	0	0	0	142.1	168	100	95	14	3	69	2	116	11	0	.291
Weber	0	0	2.00	3	0	0	1	0	0	9.0	5	2	2	1	0	5	0	6	0	0	.172
TOTALS	76	86	3.98	162	162	3	159	6	40	1455.0	1407	700	643	156	40	525	31	1171	51	2	.255



SEASON IN REVIEW

2013 BREAKDOWN

PADRES SCORE BY INNINGS

	1	2	3	4	5	6	7	8	9	EXTRA INN.	TOT.
SAN DIEGO	74	56	53	84	70	71	80	67	52	11	618
OPPONENTS	89	82	80	90	84	58	99	56	50	12	700

RECORD BY DAYS

Monday (11-10); Tuesday (14-10); Wednesday (11-14); Thursday (6-8); Friday (11-15); Saturday (12-14); Sunday (11-15)

RECORD BY MONTHS

April (10-16); May (15-13); June (15-13); July (10-17); August (10-16); September (16-11)

PADRES STARTERS AND RELIEVERS

	W-L-S	ERA	IP	H	R	ER	BB	SO	HR
Starters	51-57-0	4.31	932.1	930	486	446	343	702	101
Relievers	25-29-40	3.39	522.2	477	214	197	182	469	55

PADRES RECORD WHEN

Leading after six: 54-7	Tied after six: 16-16	Trailing after six: 6-63
Leading after seven: 59-6	Tied after seven: 11-11	Trailing after seven: 6-69
Leading after eight: 63-3	Tied after eight: 9-10	Trailing after eight: 4-73
Scoring first: 49-29	Opponents score first: 27-57	Shutouts: 6-9
Scoring less than three: 13-57	Scoring three or four: 22-13	Scoring five or more: 41-16
One-run games: 28-24	Two-run games: 16-15	Extra Innings W-L: 8-7
Come-from-behind wins: 35	Games decided in last AB: 17-17	Walkoff Games: 9-9
Series W-L-T (Home): 12-10-4	Series W-L-T (Road): 6-17-3	Series W-L-T (Total): 18-27-7
Series Sweeps (Home): 5-2	Series Sweeps (Road): 2-6	Series Sweeps (Total): 7-8
Interleague: 8-12	White Jerseys: 29-23	Gray Jerseys: 19-34
Blue Jerseys: 18-23	Camouflage Jerseys: 9-4	Retro Jerseys: 1-2

STARTS BY BATTING ORDER

- 1st:** Amarista (1), Cabrera (73), Denorfia (42), Forsythe (15), Venable (31)
2nd: Amarista (34), Cabrera (22), Cedeno (3), Denorfia (41), Forsythe (3), Guzman (2), Headley (10), Venable (47)
3rd: Alonso (15), Denorfia (1), Gyorko (33), Headley (85), Kotsay (2), Quentin (25), Venable (1)
4th: Alonso (35), Blanks (11), Grandal (1), Guzman (17), Gyorko (11), Headley (36), Quentin (50), Venable (1)
5th: Alonso (27), Blanks (29), Denorfia (5), Forsythe (2), Grandal (1), Guzman (22), Gyorko (39), Headley (7), Kotsay (7), Medica (15), Venable (8)
6th: Alonso (8), Amarista (16), Blanks (22), Cedeno (2), Decker (3), Denorfia (11), Forsythe (18), Grandal (10), Guzman (13), Gyorko (24), Hundley (9), Kotsay (13), Medica (4), Venable (9)
7th: Alonso (1), Amarista (16), Baker (1), Blanks (9), Cedeno (19), Ciriaco (1), Decker (3), Denorfia (3), Forsythe (19), Fuentes (5), Grandal (6), Guzman (6), Gyorko (16), Hundley (27), Kotsay (3), Maybin (12), Venable (15)
8th: Amarista (16), Baker (9), Cedeno (10), Ciriaco (14), Decker (1), Denorfia (2), Fuentes (2), Grandal (8), Guzman (3), Hundley (62), Kotsay (1), Maybin (2), Ransom (3), Rivera (21), Robinson (1), Venable (7)
9th: Amarista (1), Baker (2), Cashner (25), Ciriaco (2), Erlin (8), Hundley (4), Kennedy (10), Marquis (19), O'Sullivan (3), Richard (10), Ross (16), Smith (6), Stults (31), Venable (1), Volquez (24)

STARTS BY POSITION

- C:** Baker (12), Grandal (26), Hundley (102), Rivera (21), Robinson (1)
1B: Alonso (86), Blanks (21), Guzman (33), Kotsay (3), Medica (19)
2B: Amarista (16), Ciriaco (1), Forsythe (31), Gyorko (114)
SS: Amarista (8), Cabrera (95), Cedeno (34), Ciriaco (16), Forsythe (9)
3B: Amarista (2), Forsythe (8), Guzman (2), Gyorko (9), Headley (138), Ransom (3)
LF: Amarista (5), Blanks (16), Decker (7), Denorfia (18), Forsythe (7), Guzman (25), Kotsay (15), Quentin (69)
CF: Amarista (53), Denorfia (36), Fuentes (7), Maybin (14), Venable (52)
RF: Blanks (33), Denorfia (51), Forsythe (2), Guzman (3), Kotsay (5), Venable (68)
DH: Blanks (1), Kotsay (3), Quentin (6)

SEASON IN REVIEW

2013 BREAKDOWN

EJECTIONS

DATE	OPP	INNING	PLAYER/COACH	UMPIRE
April 11	vs. LAD	6	Carlos Quentin	Sam Holbrook
June 4	at LAD	8	Bud Black	Tim Timmons
July 12	vs. SF	7	Bud Black	Laz Diaz

2013 PADRES HOME RUNS

Home Runs At Home:	66	Home Runs On The Road:	80
Solo Home Runs:	91	Two-Run Home Runs:	39
Three-Run Home Runs:	14	Grand Slams:	2

Multi-Home Run Games (39)
 First-Inning Leadoff Home Runs (4)
 Back-To-Back Homers (4)
 Pinch-Hit Home Runs (8)

Walk-Off Home Runs (2)
 Home Runs By Pitchers (3)
 Inside-The-Park Home Runs (0)

DISABLED LIST

PLAYER	INJURY	PLACED (RETRO)	REINSTATED	GAME MISSED
<i>Joe Wieland</i>	<i>Tommy John Surgery</i>	2/28	---	162
Chase Headley	Fractured left thumb	3/30 (3/22)	4/17	14
James Darnell	Right oblique strain	3/30 (3/22)	5/4	29
Logan Forsythe	Right plantar fasciitis	3/30 (3/22)	6/10	64
<i>Cory Luebke</i>	<i>Tommy John surgery</i>	3/30	--	162
<i>Casey Kelly</i>	<i>Tommy John surgery</i>	3/30	--	162
Cameron Maybin	Right wrist impingement	4/17	6/6	45
Tyson Ross	Strained left shoulder	4/20 (4/18)	5/5	14
Clayton Richard	Intestinal virus	5/5	5/27	19
Huston Street	Left calf strain	6/1 (5/30)	6/14	14
Yonder Alonso	Right hand fracture	6/6 (6/1)	7/12	40
Jedd Gyorko	Right groin strain	6/10	7/12	30
<i>Cameron Maybin</i>	<i>Left knee sprain</i>	6/12 (6/10)	--	99
Everth Cabrera	Left hamstring	6/19 (6/17)	7/5	17
<i>Clayton Richard</i>	<i>Left shoulder surgery</i>	6/22	--	88
<i>Yasmani Grandal</i>	<i>Right knee surgery</i>	7/7	--	74
Kyle Blanks	Left Achilles	7/12	8/31	41
<i>Jason Marquis</i>	<i>Tommy John surgery</i>	7/21 (7/20)	--	65
<i>Carlos Quentin</i>	<i>Right knee strain</i>	8/10 (7/31)	--	54
TOTAL GAMES MISSED IN 2013:				1,193

NOTE: Players in *italics* ended the 2013 season on the 60-Day DL

2013 WIN-LOSS BREAKDOWN

	Home	Road	Totals		Home	Road	Totals
NL WEST	W-L	W-L	W-L	NL EAST	W-L	W-L	W-L
Arizona	8-2	4-5	12-7	Atlanta	3-0	2-1	5-1
Colorado	4-5	3-7	7-12	Florida	3-0	1-3	4-3
Los Angeles	4-6	4-5	8-11	New York	2-2	1-2	3-4
San Francisco	6-4	2-7	8-11	Philadelphia	1-2	1-2	2-4
TOTALS	22-17	13-24	35-41	Washington	2-2	0-3	2-5
				TOTALS	11-6	5-11	16-17
	Home	Road	Totals		Home	Road	Totals
NL Central	W-L	W-L	W-L	AL	W-L	W-L	W-L
Chicago	2-1	2-2	4-3	Baltimore	0-2	2-0	2-2
Cincinnati	2-1	1-2	3-3	Boston	0-0	0-3	0-3
Milwaukee	1-2	3-1	4-3	New York	2-1	0-0	2-1
Pittsburgh	1-2	3-1	4-3	Seattle	1-1	1-1	2-2
St. Louis	1-2	1-2	2-4	Tampa Bay	0-0	0-3	0-3
TOTALS	7-8	10-8	17-16	Toronto	2-1	0-0	2-1
				TOTALS	5-5	3-7	8-12



SEASON IN REVIEW

2013 WIN-LOSS BREAKDOWN

	HOME	ROAD	TOTALS		SD	OPP
	W-L	W-L	W-L			
Shutouts	3-4	3-5	6-9	Errors	83	90
Individual Shutouts	0-1	1-2	1-3	Double Plays	140	117
Extra Innings	6-4	2-3	8-7	Triple Plays	0	0
One-Run Games	22-8	6-16	28-24	Complete Games	3	6
Two-Run Games	7-7	9-8	16-15	Stolen Bases	118	107
vs. Left-Handed Starters	14-12	13-15	27-27	Caught Stealing	34	43
vs. Right-Handed Starters	31-24	18-35	49-59	Doubles	246	270
Grass	45-36	31-47	76-83	Triples	26	38
Artificial Turf	0-0	0-3	0-3	Home Runs (home)	66	80
Day	15-8	7-19	22-27	Home Runs (away)	80	76
Night	30-28	24-31	54-59	Home Runs (total)	146	156
Doubleheaders	0-0-0	0-0-0	0-0-0	Grand Slams	2	4
OVERALL	45-36	31-50	76-86	Left On Base	1,126	1,114

SEASON HIGHS AND LOWS

TEAM BATTING

Most runs:	13, 2x, last: 5/19 vs. WAS
Most runs (inn.):	6, 4/27 vs. SF (4th)
Most hits:	18, 6/17 at SF
Most hits (inn.):	6, 5x, last: (9th) 9/28 at SF
Most doubles:	6, 4/27 vs. SF (11 inn.)
Most home runs:	4, 7/14 vs. SF
Most home runs (inn.):	2, 10x, last: 8/28 at ARI (8th)
Most extra-base hits:	9, 4/30 at CHI
Most total bases:	33, 4/30 at CHI
Most stolen bases:	5, 2x, last: 9/20 vs. LAD
Most walks:	8, 3x, last: 8/25 vs. ARI
Most strikeouts:	18, 5/10 at TB
Most sacrifice flies:	2, 3x, last: 8/4 vs. NYY
Most left on base:	17, 6/17 vs. SF
Fewest left on base:	0, 6/10 vs. ATL
Fewest hits:	0, 7/13 vs. SF

INDIVIDUAL BATTING

Most hits:	4, 7x, last: Venable, 8/17 vs. NYM
Most runs:	3, 12x, last: Denorfia, 9/25 vs. ARI
Most doubles:	3, Alonso, 4/27 vs. SF
Most home runs:	2, Gyorko, 8/23 vs. CHI
Most extra-base hits:	3, 4x, last: Amarista, 5/15 at BAL
Most RBI:	4, 7x, last: Gyorko, 9/29 at SF
Most stolen bases:	3, Cabrera, 5/19 vs. WSH
Most strikeouts:	4, 6x, last: 8/11 at CIN
Most walks:	3, 3x, last: Guzman, 8/25 vs. CHI
Most total bases:	9, 2x, last: Gyorko, 8/23 vs. CHI
Longest hitting streak:	15 games, Venable, 8/2-18

TEAM PITCHING

Most strikeouts:	16, 5/31 vs. TOR
Most walks allowed:	10, 8/27 at ARI
Fewest walks:	0, 11x, last: 9/22 vs. LAD
Most runs allowed:	14, 8/12 at COL
Most runs allowed (inn.):	6, 6x, last: 9/12 at PHI
Most hits allowed:	18, 7/4 at BOS
Most hits allowed (inn.):	6, 6x, last: 9/12 at PHI
Fewest hits allowed:	1, 9/16 at PIT
Most HR allowed:	6, 9/4 vs. SF
Most HR allowed (inn.):	2, 15x, last: 9/27 at SF
Shutouts:	6

SEASON IN REVIEW

SEASON HIGHS AND LOWS

INDIVIDUAL PITCHING

Most innings (start):	9.0, 3x, last: Cashner, 9/16 at PIT
Fewest innings (start):	0.0, Richard, 6/21 vs. LAD
Most innings (relief):	5.2, Stauffer, 5/22 vs. STL
Most strikeouts (start):	12, Stults, 5/29 vs. SEA
Most strikeouts (relief):	7, Stauffer, 5/22 vs. STL
Longest winning streak:	8 games, Marquis, 4/28-6/15
Longest losing streak:	5 games, Richard, 4/3-5/7
Cons. scoreless inn. (start):	17.0, Ross, 7/23-8/3
Cons. scoreless inn. (relief):	20.1, Street, 6/26-9/3
Most runs allowed:	9, 2x, last: Erlin, 7/7 at WSH
Most hits allowed:	11, 3x, last: Stults, 8/13 at COL
Most walks allowed:	7, 2x, last: Marquis, 7/1 at MIA
Most HR allowed:	3, 7x, last: Smith, 9/27 at SF
Most HR allowed (inn.):	2, 14x, last: Smith, 9/27 at SF

MISCELLANEOUS

Longest winning streak:	7 games, 6/10-17
Longest losing streak:	10 games, 6/29-7/8
Longest game, innings:	17.0 innings, 5/31 vs. TOR
Longest game time (9 inn.):	3:55, 7/25 at MIL
Longest game time (extra):	5:13, 8/25 vs. CHI (15 innings)
Shortest game time:	2:01, 5/18 vs. WSH
Largest crowd (Petco):	44,436, 4/9 vs. LAD
Smallest crowd (Petco):	14,596, 5/6 vs. MIA
Largest crowd (road):	53,121, 8/31 at LAD
Smallest crowd (road):	11,911, 5/28 at SEA
Largest winning margin:	10, 9/25 vs. ARI
Largest losing margin:	12, 8/12 at COL
Largest deficit before win:	6, 8/23 vs. CHI (won 8-6 after trailing 6-0)
Largest lead before loss:	3, 6x, last: 8/27 at ARI (lost 10-9 after leading 3-0)
Most double plays:	3, 9x, last: 9/7 vs. COL
Most double plays by opponent:	4, 6/3 at LAD
Most double players grounded into:	3, 7x, last: 8/6 vs. BAL
Most errors:	4, 8/12 at COL
Come from behind wins:	35
Rain Delays Home:	---
Rain Delays Road:	---
Rainouts:	---

SEASON IN REVIEW

2013 DAY-BY-DAY

G	DATE	OPP.	D/N	SCORE	REC.	POS.	GA/GB	WP	LP	SAVE	ATT.
1	4/1	@NYM	D	L (2-11)	0-1	T3th	-1.0	Niese (1-0)	Volquez (1-0)	--	41,053*
	4/2	OFF DAY			0-1	5th	-1.0				
2	4/3	@NYM	N	L (4-8)	0-2	5th	-1.5	Harvey (1-0)	Richard (0-1)	--	22,239
3	4/4	@NYM	D	W (2-1)	1-2	T4th	-1.0	Stults (1-0)	Gee (0-1)	Street (1)	21,519
4	4/5	@COL	D	L (2-5)	1-3	5th	-2.0	Francis (1-0)	Marquis (0-1)	Belancourt (2)	49,077*
5	4/6	@COL	N	L (3-6)	1-4	5th	-3.0	Garland (1-0)	Ross (0-1)	Belancourt (3)	31,133
6	4/7	@COL	D	L (1-9)	1-5	5th	-4.0	Chacin (1-0)	Volquez (0-2)	--	31,060
	4/8	OFF DAY			1-5	5th	-3.5				
7	4/9	LAD	D	W (9-3)	2-5	5th	-3.5	Gregerson(1-0)	Belisario (0-1)	--	44,436*
8	4/10	LAD	N	L (3-4)	2-6	5th	-3.5	Billingsley (1-0)	Stults (1-1)	League (3)	22,843
9	4/11	LAD	N	L (2-3)	2-7	5th	-4.5	Guerrier (1-0)	Gregerson(1-1)	Jansen (1)	24,610
10	4/12	COL	N	L (5-7)	2-8	5th	-5.0	Brothers (1-0)	Street (0-1)	Belancourt (4)	21,814
11	4/13	COL	N	L (5-9)	2-9	5th	-5.5	Chacin (2-0)	Volquez (0-3)	--	29,523
12	4/14	COL	D	L (1-2)	2-10	5th	-6.5	De La Rosa	Thayer (0-1)	Belancourt (5)	21,337
13	4/15	@LAD	N	W (6-3)	3-10	5th	-6.0	Stults (2-1)	Belisario (0-2)	Street (2)	52,136
14	4/16	@LAD	N	W (9-2)	4-10	5th	-6.0	Marquis (1-1)	Capuano (0-1)	--	35,898
15	4/17	@LAD	N	W (7-2)	5-10	5th	-5.5	Brach (1-0)	Kershaw (2-2)	--	52,393
	4/18	OFF DAY			5-10	5th	-6.0				
16	4/19	@SF	N	L (2-3)	5-11	5th	-7.0	Casilla (2-1)	Gregerson (1-2)	--	41,559
17	4/20	@SF	N	L (0-2)	5-12	5th	-8.0	Lincecum (2-0)	Cashner (0-1)	Romo (8)	41,995
18	4/21	@SF	D	L (0-5)	5-13	5th	-8.0	Zito (3-1)	Stults (2-2)	--	42,747
19	4/22	MIL	N	L (1-7)	5-14	5th	-8.5	Lohse (1-1)	Marquis (1-2)	--	18,643
20	4/23	MIL	N	L (3-6)	5-15	5th	-8.0	Gallardo (2-1)	Richard (0-2)	Henderson	19,560
21	4/24	MIL	N	W (2-1)	6-15	5th	-8.0	Volquez (1-3)	Estrada (2-1)	Street (3)	17,205
	4/25	OFF DAY			6-15	5th	-7.5				
22	4/26	SF	N	W (2-1)	7-15	5th	-7.5	Cashner (1-1)	Lincecum (2-1)	Street (4)	34,929
23	4/27	SF	N	W (8-7; 12)	8-15	5th	-6.5	Thatcher (1-0)	Romo (1-2)	--	38,823
24	4/28	SF	D	W (6-4)	9-15	5th	-5.5	Marquis (2-2)	Vogelsohn (1-2)	Street (5)	33,722
25	4/29	@CHC	N	L (3-5)	9-16	5th	-6.5	Bowden (1-1)	Richard (0-3)	Gregg (4)	32,169



SEASON IN REVIEW

2013 DAY-BY-DAY												
G	DATE	OPP.	D/N	SCORE	REC.	POS.	GA/GB	WP	LP	SAVE	ATT.	
26	4/30	@CHC	N	W (13-7)	10-16	5th	-5.5	Volquez (2-3)	Jackson (0-4)	--	31,303	
27	5/1	@CHC	N	L (2-6)	10-17	5th	-6.0	Feldman (2-3)	Cashner (1-2)	--	34,832	
28	5/2	@CHC	D	W (4-2)	11-17	5th	-6.0	Thatcher (2-0)	Wood (2-2)	Street (6)	32,865	
29	5/3	ARI	N	W (7-6)	12-17	5th	-5.0	Marquis (3-2)	Miley (2-1)	Street (7)	31,223	
30	5/4	ARI	N	L (1-8)	12-18	5th	-6.0	Corbin (4-0)	Richard (0-4)	--	31,336	
31	5/5	ARI	D	W (5-1)	13-18	5th	-6.0	Volquez (3-3)	Kennedy (1-3)	--	29,101	
32	5/6	MIA	N	W (5-0)	14-18	4th	-5.0	Cashner (2-2)	LeBlanc (0-5)	--	14,596	
33	5/7	MIA	N	W (5-1)	15-18	4th	-4.5	Stults (3-2)	Sanabia (2-5)	--	16,263	
34	5/8	MIA	D	W (1-0)	16-18	4th	-4.0	Marquis (4-2)	Nolasco (2-4)	Street (8)	16,730	
	5/9	OFF DAY			16-18	4th	-3.5					
35	5/10	@TB	N	L (3-6)	16-19	4th	-4.5	McGee (1-2)	Thayer (0-2)	Rodney (5)	12,424	
36	5/11	@TB	N	L (7-8)	16-20	4th	-5.5	Ramos (1-0)	Street (0-2)	--	18,587	
37	5/12	@TB	D	L (2-4)	16-21	4th	-6.5	Hernandez(2-4)	Stults (3-3)	Rodney (6)	17,396	
	5/13	OFF DAY			16-21	4th	-6.5					
38	5/14	@BAL	N	W (3-2)	17-21	4th	-5.5	Gregerson (2-2)	Johnson (1-3)	Street (9)	19,096	
39	5/15	@BAL	D	W (8-4)	18-21	4th	-4.5	Marquis (5-2)	Garcia (0-2)	--	32,418	
40	5/16	WAS	N	L (2-6)	18-22	4th	-5.5	Strasburg (2-5)	Volquez (3-4)	--	24,234	
41	5/17	WAS	N	L (5-6, 10)	18-23	4th	-5.5	Soriano (1-1)	Street (0-3)	Storen (1)	29,898	
42	5/18	WAS	N	W (2-1)	19-23	4th	-5.5	Stults (4-3)	Zimmermann	Street (10)	33,646	
43	5/19	WAS	D	W (13-4)	20-23	4th	-4.5	Cashner (3-2)	Haren (4-5)	--	27,080	
44	5/20	STL	N	W (4-2)	21-23	4th	-4.5	Marquis (6-2)	Miller (5-3)	Street (11)	18,763	
45	5/21	STL	N	L (2-10)	21-24	4th	-4.5	Wainwright (6-3)	Volquez (3-5)	--	18,702	
46	5/22	STL	N	L (3-5)	21-25	4th	-4.5	Lyons (1-0)	Smith (0-1)	--	18,683	
	5/23	OFF DAY			21-25	4th	-4.5					
47	5/24	@ARI	N	L (2-5)	21-26	4th	-5.5	McCarthy (2-3)	Stults (4-4)	Bell (7)	24,043	
48	5/25	@ARI	N	W (10-4)	22-26	4th	-4.5	Cashner (4-2)	Miley (3-4)	--	26,628	
49	5/26	@ARI	D	L (5-6)	22-27	4th	-5.5	Corbin (8-0)	Layne (0-1)	Bell (8)	27,639	
50	5/27	@SEA	D	L (0-9)	22-28	4th	-7.0	Harang (2-5)	Richard (0-5)	--	18,942	
51	5/28	@SEA	N	W (6-1)	23-28	4th	6.5	Volquez (4-5)	Maurer (2-7)	--	11,911	
52	5/29	SEA	N	W (3-2, 10)	24-28	4th	-6.0	Gregerson (3-2)	Medina (1-1)	--	19,882	
53	5/30	SEA	D	L (1-7)	24-29	4th	-6.0	Hernandez (6-4)	Cashner (4-3)	--	18,809	
54	5/31	TOR	N	W (4-3, 17)	25-29	4th	-5.0	Richard (1-5)	Redmond (0-1)	--	24,219	
55	6/1	TOR	N	W (4-3)	26-29	4th	-5.0	Erlin (1-0)	Buehrle (2-4)	Gregerson (1)	40,403	
56	6/2	TOR	N	L (4-7, 11)	26-30	4th	-6.0	Janssen (1-0)	Boxberger (0-1)	Loup (2)	20,384	
57	6/3	@LAD	N	L (1-2)	26-31	4th	-6.0	Fife (1-0)	Stults (4-5)	League (12)	37,055	
58	6/4	@LAD	N	L (7-9)	26-32	4th	-7.0	Howell (2-0)	Ross (0-2)	League (13)	37,544	
59	6/5	@LAD	N	W (6-2)	27-32	4th	-7.0	Marquis (7-2)	Kershaw (5-4)	--	40,040	
60	6/6	@COL	N	W (6-5, 12)	28-32	4th	-6.0	Gregerson (4-2)	Corpas (0-1)	Boxberger 1	29,840	
61	6/7	@COL	N	L (9-10)	28-33	4th	-7.0	Belisle (4-2)	Thatcher (2-1)	--	30,477	
62	6/8	@COL	N	W (4-2)	29-33	4th	-6.0	Stults (5-5)	Francis (2-4)	Gregerson (2)	34,590	
63	6/9	@COL	D	L (7-8, 10)	29-34	4th	-6.0	Brothers (2-0)	Ross (0-3)	--	33,668	
64	6/10	ATL	N	W (7-6)	30-34	4th	-6.0	Marquis (8-2)	Teheran (4-3)	Thayer (1)	21,192	
65	6/11	ATL	N	W (3-2)	31-34	4th	-5.0	Cashner (5-3)	Hudson (4-6)	Gregerson3	22,330	
66	6/12	ATL	D	W (5-3)	32-34	4th	-5.0	Volquez (5-5)	Maholm (7-5)	Vincent (1)	22,316	
	6/13	OFF DAY			32-34	4th	-5.0					
67	6/14	ARI	N	W (2-1)	33-34	4th	-4.0	STULTS (6-5)	Cahill (3-8)	--	23,364	
68	6/15	ARI	N	W (6-4)	34-34	4th	-3.0	Marquis (9-2)	Miley (4-6)	Street (12)	29,756	
69	6/16	ARI	D	W (4-1)	35-34	4th	-2.0	Richard (2-5)	Hernandez (2-4)	Street (13)	27,943	
70	6/17	@SF	N	W (5-3, 13)	36-34	3rd	-1.0	Vincent (1-0)	Mijares (0-1)	Street (14)	41,981	
71	6/18	@SF	N	L (4-5)	36-35	4th	-2.0	Machi (2-0)	Thayer (0-3)	Romo (17)	41,884	
72	6/19	@SF	D	L (2-4)	36-36	4th	-3.0	Bumgarner (7-4)	Gregerson (4-3)	Romo (18)	41,866	
73	6/20	LAD	N	W (6-3)	37-36	3rd	-2.5	Vincent (2-0)	Guerrier (2-3)	--	30,656	
74	6/21	LAD	N	W (5-2)	38-36	2nd	-2.5	Stauffer (1-0)	Kershaw (5-5)	Street (15)	31,844	
75	6/22	LAD	D	L (1-6)	38-37	3rd	-3.5	Greinke (4-2)	Volquez (5-6)	--	43,627*	
76	6/23	LAD	D	L (1-3)	38-38	4th	-3.5	League (4-3)	Street (0-4)	Jansen (4)	31,098	
77	6/24	PHI	N	W (4-3, 10)	39-38	T2nd	-3.0	Thatcher (3-2)	De Fratus (2-1)	--	26,265	
78	6/25	PHI	N	L (2-6)	39-39	T2nd	-3.0	Kendrick (7-4)	Marquis (9-3)	--	24,695	
79	6/26	PHI	N	L (5-7, 13)	39-40	T2nd	-3.0	Savery (1-0)	Layne (0-1)	Papelbon (15)	25,610	
	6/27	OFF DAY			39-40	2nd	-3.5					
80	6/28	@MIA	N	W (9-2)	40-40	2nd	-2.5	Volquez (6-6)	Nolasco (4-8)	--	18,347	
81	6/29	@MIA	N	L (1-7)	40-41	3rd	-2.5	TURNER (2-0)	Stults (6-6)	--	19,266	
82	6/30	@MIA	D	L (2-6)	40-42	3rd	-2.5	Cishek (2-4)	Ross (0-4)	--	15,929	
83	7/1	@MIA	N	L (0-4)	40-43	3rd	-2.5	Fernandez (5-4)	Marquis (9-4)	Cishek (15)	14,669	
84	7/2	@BOS	N	L (1-4)	40-44	T3rd	-2.5	Lackey (6-5)	Erlin (1-1)	Uehara (5)	36,498	
85	7/3	@BOS	N	L (1-2)	40-45	T3rd	-2.5	Uehara (2-0)	Gregerson (4-4)	--	36,911	
86	7/4	@BOS	D	L (2-8)	40-46	T4th	-3.5	Webster (1-2)	Stults (6-7)	--	37,607	
87	7/5	@WAS	N	L (5-8)	40-47	T4th	-5.5	Gonzalez (6-3)	Cashner (5-4)	Soriano(23)	33,979	

SEASON IN REVIEW

2013 DAY-BY-DAY												
G	DATE	OPP.	D/N	SCORE	REC.	POS.	GA/GB	WP	LP	SAVE	ATT.	
88	7/6	@WAS	D	L (4-5)	40-48	5th	-6.5	Ohlendorf (2-0)	Vincent (2-1)	Soriano (24)	33,314	
89	7/7	@WAS	D	L (7-11)	40-49	5th	-7.5	Strasburg (5-6)	Erlin (1-2)	--	31,483	
90	7/8	COL	N	L (2-4)	40-50	5th	-7.5	Chatwood (5-2)	Volquez (6-7)	Belancourt (12)	20,400	
91	7/9	COL	N	W (2-1)	41-50	5th	-6.5	STULTS (7-7)	Chacin (8-4)	--	22,733	
92	7/10	COL	N	L (4-5)	41-51	5th	-6.5	De La Rosa (9-5)	Cashner (5-5)	Belancourt (13)	19,411	
93	7/11	SF	N	L (2-4)	41-52	5th	-7.5	Bumgarner (10-5)	Gregerson (4-5)	Romo (21)	31,976	
94	7/12	SF	N	L (1-10)	41-53	5th	-8.5	Gaudin (3-1)	O'Sullivan (0-1)	--	42,361*	
95	7/13	SF	N	L (0-9)	41-54	5th	-9.5	LINCECUM (5-9)	Volquez (6-8)	--	40,342	
96	7/14	SF	D	W (10-1)	42-54	5th	-8.5	Stults (8-7)	Zito (4-7)	--	33,243	
	7/15	ALL STAR BREAK										
	7/16	ALL STAR GAME @NYM										
	7/17	ALL STAR BREAK										
	7/18	ALL STAR BREAK										
97	7/19	@STL	N	L (6-9)	42-55	5th	-8.5	Westbrook (6-4)	Marquis (9-5)	Mujica (27)	43,929	
98	7/20	@STL	N	W (5-3)	43-55	5th	-7.5	Volquez (7-8)	Lynn (11-5)	Street (16)	45,288	
99	7/21	@STL	D	L (2-3)	43-56	5th	-8.5	Wainwright (13-5)	Stults (8-8)	Mujica (28)	44,033	
100	7/22	@MIL	N	W (5-3)	44-56	5th	-8.0	Cashner (6-5)	Gorzelanny (1-4)	Street (17)	30,348	
101	7/23	@MIL	N	W (6-2)	45-56	5th	-8.0	Ross (1-4)	Hand (0-2)	--	28,242	
102	7/24	@MIL	N	L (1-3)	45-57	5th	-9.0	Lohse (7-7)	O'Sullivan (0-2)	Henderson (11)	25,551	
103	7/25	@MIL	D	W (10-8)	46-57	5th	-8.0	Volquez (8-8)	Gallardo (8-9)	Street (18)	34,372	
104	7/26	@ARI	N	L (0-10)	46-58	5th	-9.0	Delgado (3-3)	Stults (8-9)	--	22,279	
105	7/27	@ARI	N	W (12-3)	47-58	T4th	-9.0	Cashner (7-5)	Skaggs (2-3)	--	30,033	
106	7/28	@ARI	D	W (1-0)	48-58	4th	-9.0	Ross (2-4)	Corbin (12-2)	Street (19)	24,864	
107	7/29	CIN	N	W (2-1)	49-58	4th	-8.5	Gregerson (5-5)	Chapman (3-4)	--	24,050	
108	7/30	CIN	N	W (4-2)	50-58	4th	-8.5	Thayer (1-3)	Parra (1-2)	Street (20)	29,207	
109	7/31	CIN	D	L (1-4)	50-59	4th	-8.5	Bailey (6-10)	Stults (8-10)	Chapman (20)	26,450	
	8/1	OFF DAY										
					50-59	4th	-9.0					
110	8/2	NYN	N	W (7-2)	51-59	4th	-9.0	Cashner (8-5)	Sabathia (9-10)	--	44,124	
111	8/3	NYN	N	L (0-3)	51-60	4th	-10.0	Nova (5-4)	Ross (2-5)	Rivera (35)	44,184	
112	8/4	NYN	D	W (6-3)	52-60	3rd	-10.0	Kennedy (4-8)	Hughes (4-10)	Street (21)	43,504	
	8/5	OFF DAY										
					52-60	3rd	-10.5					
113	8/6	BAL	N	L (1-4)	52-61	3rd	-10.5	Norris (8-9)	Volquez (8-9)	Johnson (39)	28,055	
114	8/7	BAL	N	L (3-10)	52-62	3rd	-11.5	Rodriguez (1-0)	Gregerson (5-6)	--	21,206	
	8/8	OFF DAY										
					52-62	3rd	-12.0					
115	8/9	@CIN	N	L (2-7)	52-63	T3rd	-13.0	Arroyo (10-9)	Cashner (8-6)	--	30,288	
116	8/10	@CIN	N	W (3-1)	53-63	T3rd	-13.0	Ross (3-5)	Cingrani (5-2)	Street (22)	34,777	
117	8/11	@CIN	D	L (2-3, 13)	53-64	4th	-14.0	LeCure (2-1)	Stauffer (1-1)	--	38,567	
118	8/12	@COL	N	L (2-14)	53-65	4th	-15.0	Chacin (11-6)	Volquez (8-10)	--	30,986	
119	8/13	@COL	N	W (7-5)	54-65	4th	-15.0	Stauffer (2-1)	Manship (0-2)	Street (23)	30,366	
120	8/14	@COL	D	L (2-4)	54-66	4th	-16.0	De La Rosa (12-6)	Cashner (8-7)	Brothers (11)	30,099	
121	8/15	NYM	N	L (1-4)	54-67	4th	-16.5	Atchison (3-1)	Gregerson (5-7)	Germen (1)	21,400	
122	8/16	NYM	N	L (2-5)	54-68	5th	-17.5	Niese (5-6)	Kennedy (4-9)	Hawkins (4)	25,604	
123	8/17	NYM	N	W (8-2)	55-68	5th	-17.5	Volquez (9-10)	Aardsma (2-2)	--	36,974	
124	8/18	NYM	D	W (4-3)	56-68	4th	-16.5	Street (1-4)	Feliciano (0-2)	--	24,704	
125	8/19	PIT	N	L (1-3)	56-69	4th	-16.5	Liriano (14-5)	Cashner (8-8)	Melancon (8)	24,850	
126	8/20	PIT	N	L (1-8)	56-70	5th	-17.5	Burnett (6-8)	Ross (3-6)	--	21,381	
127	8/21	PIT	D	W (2-1)	57-70	4th	-17.5	Kennedy (5-9)	Cole (6-6)	Street (24)	19,126	
	8/22	OFF DAY										
					57-70	4th	-18.0					
128	8/23	CHI	N	W (8-6)	58-70	4th	-18.0	Vincent (3-1)	Russell (1-5)	Street (25)	23,561	
129	8/24	CHI	N	L (2-3)	58-71	4th	-18.0	Samardzija (8-11)	Stults (8-11)	Gregg (26)	30,870	
130	8/25	CHI	D	W (3-2)	59-71	4th	-17.0	Thayer (2-3)	Rondon (2-1)	--	22,762	
131	8/26	@ARI	N	L (1-6)	59-72	4th	-18.0	McCarthy (3-8)	Ross (3-7)	--	16,871	
132	8/27	@ARI	N	L (9-10, 10)	59-73	T4th	-18.0	Bell (5-2)	Thayer (2-4)	--	19,807	
133	8/28	@ARI	N	W (5-1)	60-73	4th	-18.0	Erlin (2-2)	Miley (9-9)	--	20,578	
	8/29	OFF DAY										
					60-73	4th	-18.0					
134	8/30	@LAD	N	L (2-9)	60-74	T4th	-19.0	Ryu (13-5)	Stults (8-12)	--	51,769	
135	8/31	@LAD	N	L (1-2)	60-75	T4th	-20.0	Wilson (1-0)	Vincent (3-2)	Jansen (23)	53,121	
136	9/1	@LAD	D	L (1-2)	60-76	5th	-21.0	Greinke (14-3)	Thayer (2-5)	Jansen (24)	52,168	
137	9/2	SF	D	W (4-1)	61-76	T4th	-21.0	Kennedy (6-9)	Zito (4-11)	Street (26)	25,430	
138	9/3	SF	N	W (3-2)	62-76	4th	-21.0	Stauffer (3-1)	Dunning (0-2)	Street (27)	19,889	
139	9/4	SF	D	L (5-13)	62-77	T4th	-21.0	Lincecum (9-13)	Stults (8-13)	--	15,762	
	9/5	OFF DAY										
					62-77	4th	-21.0					
140	9/6	COL	N	W (4-3)	63-77	4th	-20.0	Street (2-4)	Brothers (2-1)	--	21,476	
141	9/7	COL	N	W (2-1)	64-77	4th	-19.0	Gregerson (6-7)	Belisle (5-6)	Street (28)	25,572	
142	9/8	COL	D	W (5-2)	65-77	T3rd	-18.0	Vincent (4-2)	Oswalt (0-5)	Street (29)	18,656	
	9/9	OFF DAY										
					65-77	3rd	-18.5					
143	9/10	@PHI	N	W (8-2)	66-77	3rd	-18.5	Cashner (9-8)	Cloyd (2-4)	--	29,242	

SEASON IN REVIEW



SEASON IN REVIEW

2013 DAY-BY-DAY

G	DATE	OPP.	D/N	SCORE	REC.	POS.	GA/GB	WP	LP	SAVE	ATT.
144	9/11	@PHI	N	L (2-4)	66-78	3rd	-18.5	Lee (13-6)	Vincent (4-3)	Papelbon (26)	30,351
145	9/12	@PHI	N	L (5-10)	66-79	T3rd	-19.5	De Fratus (3-3)	Ross (3-8)	--	29,986
146	9/13	@ATL	N	W (4-3)	67-79	T3rd	-18.5	Vincent (5-3)	Walden (4-3)	Street (30)	34,112
147	9/14	@ATL	N	L (1-2)	67-80	T3rd	-18.5	Medlen (14-12)	Erlin (2-3)	Kimbrel (47)	40,153
148	9/15	@ATL	D	W (4-0)	68-80	T3rd	-17.5	Smith (1-1)	Teheran (12-8)	--	36,125
149	9/16	@PIT	N	W (2-0)	69-80	3rd	-16.5	CASHNER (10-8)	Burnett (8-11)	--	20,633
150	9/17	@PIT	N	W (5-2)	70-80	3rd	-16.5	Stults (9-13)	Locke (10-6)	Gregerson (4)	22,520
151	9/18	@PIT	N	W (3-2)	71-80	3rd	-15.5	Thayer (3-5)	Melancon (2-2)	Street (31)	27,640
152	9/19	@PIT	D	L (1-10)	71-81	3rd	-16.5	Cole (9-7)	Kennedy (6-10)	--	26,242
153	9/20	LAD	N	W (2-0)	72-81	3rd	-15.5	Erlin (3-3)	Volquez (9-12)	Street (32)	34,986
154	9/21	LAD	N	L (0-4)	72-82	3rd	-16.5	Kershaw (15-9)	Smith (1-2)	--	40,572
155	9/22	LAD	D	L (0-1)	72-83	3rd	-17.5	Howell (4-1)	Cashner (10-9)	Jansen (27)	32,988
156	9/23	ARI	N	W (4-1)	73-83	3rd	-17.0	Stults (10-13)	McCarthy (5-10)	Street (33)	15,869
157	9/24	ARI	N	L (1-2, 12)	73-84	3rd	-18.0	Collmenter (5-4)	Gregerson (6-8)	Ziegler (12)	18,562
158	9/25	ARI	N	W (12-2)	74-84	3rd	-17.0	Kennedy (7-10)	Delgado (5-7)	--	29,528
159	9/26	ARI	D	W (3-2, 11)	75-84	3rd	-16.0	Vincent (6-3)	Collmenter (5-5)	--	21,393
160	9/27	@SF	N	L (3-7)	75-85	T3rd	-17.0	Vogelsong (4-6)	Smith (1-3)	--	41,103
161	9/28	@SF	D	W (9-3)	76-85	3rd	-16.0	Stults (11-13)	Petit (4-1)	--	41,201
162	9/29	@SF	D	L (6-7)	76-86	3rd	-16.0	Romo (5-8)	Street (2-5)	--	41,495

2013 TRANSACTIONS

DATE	TRANSACTION
2/6	Claimed RHP Fautino De Los Santos off waivers from the Milwaukee Brewers; designated INF Jeudy Valdez for assignment
2/11	Outrighted INF Jeudy Valdez to Triple-A Tucson
3/10	Optioned LHP Jose De Paula and OF Rymer Liriano to Double-A San Antonio
3/11	Optioned RHP Adys Portillo and INF Edinson Rincon to Double-A San Antonio; optioned OF Yeison Asencio to Single-A Lake Elsinore
3/12	Optioned RHP Fautino De Los Santos to Triple-A Tucson
3/15	Optioned OF Jaff Decker to Triple-A Tucson
3/18	Optioned RHP Miles Mikolas to Triple-A Tucson
3/23	Optioned RHP Brad Boxberger to Triple-A Tucson
3/24	Optioned RHP Nick Vincent to Triple-A Tucson
3/29	Optioned INF/OF Kyle Blanks and LHP Tommy Layne to Triple-A Tucson
3/31	Selected INF Jedd Gyorko and Cody Ransom, placed INFs James Darnell, Logan Forsythe and Chase Headley on the 15-day DL and placed LHP Cory Luebke and RHP Casey Kelly on the 60-day DL
4/12	Selected RHP Thad Weber from Triple-A Tucson, designated INF Cody Ransom for assignment; INF Chase Headley begins rehab assignment with Single-A Lake Elsinore
4/14	Recalled INF/OF Kyle Blanks from Triple-A Tucson and optioned RHP Thad Weber to Triple-A Tucson
4/17	Reinstated INF Chase Headley from the 15-day DL and placed OF Cameron Maybin on the 15-day DL with a right wrist impingement
4/20	Placed RHP Tyson Ross on the 15-day DL and recalled RHP Thad Weber from Triple-A Tucson
4/24	Selected LHP Robbie Erlin from Triple-A Tucson and optioned RHP Thad Weber to Triple-A Tucson; transferred INF Logan Forsythe to the 60-day DL
5/2	Recalled RHP Brad Boxberger from Triple-A Tucson and optioned LHP Robbie Erlin to Tucson
5/4	Reinstated INF James Darnell from 15-day DL and optioned to Triple-A Tucson
5/5	Reinstated RHP Tyson Ross from the 15-day DL and placed LHP Clayton Richard on the 15-day DL with an intestinal virus
5/11	Selected RHP Burch Smith from Double-A San Antonio and optioned RHP Brad Boxberger to Triple-A Tucson; designated RHP Fautino De Los Santos for assignment
5/15	RHP Fautino De Los Santos cleared unconditional release waivers
5/17	Selected RHP Tim Stauffer from Triple-A Tucson and placed OF Carlos Quentin on paternity leave list; designated RHP Thad Weber for assignment
5/18	Reinstated OF Carlos Quentin from paternity leave list and optioned RHP Brad Brach to Triple-A Tucson
5/19	RHP Thad Weber claimed off outright waivers by the Toronto Blue Jays
5/22	Optioned RHP Burch Smith to Triple-A Tucson
5/24	Recalled LHP Tommy Layne from Triple-A Tucson
5/27	Reinstated LHP Clayton Richard from 15-day DL and optioned LHP Tommy Layne to Triple-A Tucson
5/28	Reinstated C Yasmani Grandal from restricted list and optioned C John Baker to Triple-A Tucson; designated INF Edinson Rincon for assignment
5/29	Recalled RHP Nick Vincent from Triple-A Tucson and optioned RHP Anthony Bass to Tucson
6/1	Recalled LHP Robbie Erlin and LHP Tommy Layne from Triple-A Tucson, placed RHP Huston Street on the 15-day DL with a strained left calf muscle and optioned RHP Nick Vincent to Tucson

SEASON IN REVIEW

2013 TRANSACTIONS

DATE	TRANSACTION
6/2	Recalled RHP Brad Boxberger from Triple-A Tucson and optioned LHP Robbie Erlin to Tucson
6/6	Reinstated OF Cameron Maybin from the 15-day DL and placed INF Yonder Alonso on the 15-day DL with a right hand contusion; INF Edinson Rincon claimed off unconditional release waivers by the Kansas City Royals
6/8	Recalled RHP Burch Smith from Triple-A Tucson and optioned RHP Brad Boxberger to Tucson
6/10	Reinstated INF Logan Forsythe from the 60-day DL, placed INF Jedd Gyorko on the 15-day DL with a right groin strain and designated C John Baker for assignment
6/11	Recalled RHP Nick Vincent from Triple-A Tucson and optioned RHP Burch Smith to Tucson
6/12	Recalled OF Jaff Decker from Triple-A Tucson and placed OF Cameron Maybin on the 15-day DL with a left knee sprain
6/14	Acquired INF Pedro Ciriaco from the Boston Red Sox in exchange for a PTBNL (cash considerations); designated INF James Darnell for assignment
6/14	Reinstated RHP Huston Street from the 15-day DL and optioned LHP Tommy Layne and OF Jaff Decker to Triple-A Tucson
6/15	C John Baker claimed off outright waivers by the Los Angeles Dodgers
6/19	Recalled OF Jaff Decker from Triple-A Tucson and placed INF Everth Cabrera on the 15-day DL with a left hamstring strain
6/19	Requested unconditional release waivers on INF James Darnell
6/22	Placed LHP Clayton Richard on 15-day DL with a left shoulder strain, recalled RHP Anthony Bass and RHP Brad Boxberger from Triple-A Tucson and optioned OF Jaff Decker to Tucson
6/23	Recalled RHP Brad Brach and RHP Miles Mikolas from Triple-A Tucson and optioned RHP Anthony Bass and RHP Brad Boxberger to Tucson
6/24	Recalled LHP Tommy Layne from Triple-A Tucson and optioned RHP Miles Mikolas to Tucson
6/26	Recalled LHP Robbie Erlin from Triple-A Tucson and optioned RHP Brad Brach to Tucson
6/27	Optioned LHP Tommy Layne to Triple-A Tucson
6/28	Recalled RHP Burch Smith from Triple-A Tucson
7/5	Reinstated INF Everth Cabrera from the 15-day DL and optioned RHP Burch Smith to Triple-A Tucson
7/7	Placed C Yasmani Grandal on the 60-day DL with a right knee sprain and selected C Rene Rivera from Triple-A Tucson
7/8	Recalled RHP Brad Brach from Triple-A Tucson and optioned LHP Robbie Erlin to Tucson
7/9	Recalled RHP Miles Mikolas from Triple-A Tucson and optioned RHP Tyson Ross to Tucson
7/12	Reinstated INF Yonder Alonso and INF Jedd Gyorko from the 15-day DL, selected RHP Sean O'Sullivan from Triple-A Tucson, placed INF/OF Kyle Blanks on the 15-day DL with left achilles tendonitis, optioned RHP Miles Mikolas to Tucson, designated INF Pedro Ciriaco for assignment and transferred LHP Clayton Richard to the 60-day DL
7/14	Selected LHP Colt Hynes from Triple-A Tucson and optioned RHP Brad Brach to Tucson
7/16	INF Pedro Ciriaco claimed off outright waivers by the Kansas City Royals
7/21	Recalled RHP Miles Mikolas from Triple-A Tucson and placed RHP Jason Marquis on the 15-day DL with a right elbow sprain
7/23	Recalled RHP Tyson Ross from Triple-A Tucson and optioned RHP Miles Mikolas to Tucson
7/30	Recalled RHP Miles Mikolas from Triple-A Tucson and placed RHP Sean O'Sullivan on paternity leave list
7/31	Acquired RHP Ian Kennedy from the Arizona Diamondbacks in exchange for LHP Joe Thatcher and RHP Matt Stites and the club's Competitive Balance Round B selection in the 2014 First-Year Player Draft
8/1	Reinstated RHP Sean O'Sullivan from paternity leave list and optioned RHP Miles Mikolas to Triple-A Tucson
8/6	Selected INF Ronny Cedeno from Single-A Lake Elsinore
8/10	Recalled OF Jaff Decker from Triple-A Tucson and placed OF Carlos Quentin on the 15-day DL with a right knee sprain
8/15	Selected C Chris Robinson from Triple-A Tucson, placed C Nick Hundley on the paternity leave list and transferred RHP Jason Marquis to the 60-day DL
8/17	Reinstated C Nick Hundley from the paternity leave list and optioned C Chris Robinson to Triple-A Tucson
8/19	Recalled RHP Brad Boxberger from Triple-A Tucson and designated RHP Sean O'Sullivan for assignment
8/24	Recalled RHP Brad Brach from Triple-A Tucson and designated RHP Edinson Volquez for assignment
8/26	Selected OF Reymond Fuentes from Triple-A Tucson, recalled RHP Anthony Bass from Tucson and optioned OF Jaff Decker and RHP Brad Brach to Tucson
8/28	Recalled LHP Robbie Erlin from Triple-A Tucson and optioned RHP Brad Boxberger to Tucson
8/31	Reinstated INF/OF Kyle Blanks from the 15-day DL and optioned RHP Anthony Bass to Triple-A Tucson
9/1	Recalled LHP Tommy Layne and C Chris Robinson from Triple-A Tucson
9/2	Recalled RHP Burch Smith from Triple-A Tucson
9/3	Signed OF Will Venable to a two-year extension through the 2015 season
9/3	Recalled RHP Anthony Bass, RHP Brad Boxberger and RHP Brad Brach from Triple-A Tucson
9/10	Selected INF Tommy Medica from Double-A San Antonio
9/30	Reinstated INF Everth Cabrera from the restricted list and designated C Chris Robinson for assignment
10/25	Reinstated RHP Joe Wieland and LHP Cory Luebke from the 60-day disabled list, designated LHPs Colt Hynes and Tommy Layne for assignment.
10/28	LHP Clayton Richard cleared outright waivers and elected free agency


SEASON IN REVIEW



SEASON IN REVIEW

2013-14 TRANSACTIONS

DATE	TRANSACTION
10/31	Traded LHP Colt Hynes to the Cleveland Indians in exchange for cash considerations.
11/4	Reinstated RHP Casey Kelly and C Yasmani Grandal from the 60-day DL, RHP Jason Marquis reinstated from 60-day DL and declared free agency, INF Ronny Cedeno and INF/OF Mark Kotsay declared free agency and LHP Tommy Layne outrighted to Triple-A El Paso.
11/20	Signed RHP Josh Johnson to a one-year contract for 2014 season.
11/20	Selected RHPs Donn Roach and Keyvius Sampson and LHP Juan Oramas, designated RHPs Brad Brach and Miles Mikolas, LHP Jose De Paula and OF Jaff Decker for assignment.
11/22	Signed RHP Anthony Carter to a minor league contract with an invitation to Major League Spring Training.
11/25	Acquired RHP Devin Jones from the Baltimore Orioles in exchange for RHP Brad Brach.
11/25	Acquired INF/OF Alex Dickerson from the Pittsburgh Pirates in exchange for RHP Miles Mikolas and OF Jaff Decker.
12/3	Acquired OF Seth Smith from the Oakland Athletics in exchange for RHP Luke Gregerson.
12/3	Agreed to terms with RHP Tim Stauffer and LHP Eric Stults on one-year contracts for 2014 season.
12/6	Signed INF Alberto Gonzalez to a minor league contract with an invitation to Major League Spring Training.
12/11	Acquired PTBN or cash considerations from the Houston Astros in exchange for RHP Anthony Bass and PTBN or cash considerations.
12/12	Acquired LHP Patrick Schuster from the Houston Astros as PTBN in trade for RHP Anthony Bass.
12/18	Acquired INF Ryan Jackson from the Houston Astros in exchange for INF/OF Jesus Guzman.
12/28	Signed RHP Joaquin Benoit to a two-year contract through the 2015 season with a vesting option for 2016.
1/10	Signed RHP Blaine Boyer to a minor league contract with an invitation to Major League Spring Training.
1/14	Agreed to terms with OF Seth Smith on a one-year contract for the 2014 season.
1/17	Agreed to terms with RHPs Ian Kennedy and Tyson Ross, INFs Everth Cabrera and Chase Headley and INF/OF Kyle Blanks on one-year contracts for the 2014 season.
1/22	Acquired LHP Alex Torres and RHP Jesse Hahn from the Tampa Bay Rays in exchange for INFs Logan Forsythe and Maxx Tissenbaum and RHPs Matt Andriese, Brad Boxberger and Matt Lollis.
1/28	Signed INF/OF Xavier Nady to a minor league contract with an invitation to Major League Spring Training.
2/7	Signed LHP Tony Sipp to a minor league contract with an invitation to Major League Spring Training



HISTORY & RECORDS



HISTORY & RECORDS

SAN DIEGO PADRES HALL OF FAME

The San Diego Padres Hall of Fame honors players, coaches and executives who have contributed to the organization's growth and success since San Diego entered the Major Leagues in 1969. Voting among the committee is based on similar rules to be elected in the National Baseball Hall of Fame in Cooperstown, NY.

Eight individuals have been inducted into the San Diego Padres Hall of Fame since it was created to honor the club's 30th anniversary in 1999. Trevor Hoffman will be inducted as the ninth member in 2014. The inaugural class of '99 included Randy Jones, Nate Colbert and Ray Kroc. In 2000, outfielder Dave Winfield was the lone inductee, Buzzie Bavasi and Jerry Coleman were inducted in 2001, Tony Gwynn took his place in the Padres Hall of Fame in 2002 and Dick Williams was inducted in 2009.

BUZZIE BAVASI — INDUCTED 2001



Already a veteran of nearly 30 years in the game, Bavasi joined C. Arnholt Smith's effort to attract a National League franchise to San Diego in 1967 and, after securing a team, served as the Padres first president from the birth of the franchise until 1977.

Bavasi was one of baseball's most respected executives. He began his career with the Brooklyn Dodgers in 1939, serving the organization in a variety of roles. Following a stint in the military as an infantry machine gunner from 1943-46, Bavasi served as general manager of the Dodgers Triple-A club in Montreal. In 1951, he was appointed vice president and general manager of the Brooklyn Dodgers, a post he held through the club's move to Los Angeles until he resigned to join the effort to bring the Major Leagues to San Diego. Bavasi passed away on May 1, 2008 in San Diego at the age of 93.

NATE COLBERT — INDUCTED 1999



Nate Colbert emerged as the first bona fide star to wear a Padres uniform, becoming one of the game's premier power hitters of the early 1970s. The first baseman made three All-Star appearances (1971-73) as a Padres player and led the team in home runs the first five years of its existence.

Colbert's greatest achievement stands as one of the all-time best days a player has experienced in the Major Leagues. On August 1, 1972, Colbert hit five home runs and drove in 13 runs in a doubleheader in Atlanta. The RBI total established a record that has since been tied by St. Louis' Mark Whiten (September 7, 1993 at Cincinnati), and the five home runs tied Stan Musial's 1954 Major League mark. Colbert's 163 home runs stand to this day as the most in Padres history, while his .469 slugging percentage places him fifth on the club's all-time list.

	AVG	G	AB	R	H	2B	3B	HR	RBI	BB	SO	SB	CS	OBP	SLG
ML Totals - 10 Years	.243	1004	3422	481	833	141	25	173	520	383	902	52	31	.322	.451
Padres Totals - 6 Years	.253	866	3080	442	780	130	22	163	481	350	773	48	27	.331	.469

JERRY COLEMAN — INDUCTED 2001



Jerry Coleman was the voice of the Padres for 42 seasons, stirring loyal fans across the region with his patented "Oh Doctor!" and "Hang a Star" calls, trademarks of Padres broadcasts from 1972-2013. In 1999, Coleman was recognized by the Padres with a jersey retired in honor of his contributions not only to the club but also to the San Diego community. The Padres unveiled a star under the press box at Petco Park during the 2004 season and in 2005 he was inducted into the US Marine Corps Sports Hall of Fame while also receiving the prestigious Ford C. Frick Award from the National Baseball Hall of Fame in Cooperstown. He was inducted into the National Radio Hall of Fame in Chicago as a member of the 2007 class. In January of 2010 he received a Lifetime Achievement award at the 60th annual Golden Mike Awards. On September 15, 2012, the Padres honored Coleman's 70 years in baseball and 40 with the Padres with a pre-game ceremony at Petco Park, during which the club unveiled a statue of Coleman at the park while

the mayor of San Diego proclaimed the day "Jerry Coleman Day."

Coleman's distinguished broadcasting career included stops with the Yankees, as well as 22 seasons calling the CBS Radio Network's "Game of the Week." A former Major Leaguer, who left the broadcast booth in 1980 to become the Padres manager for one season, played on six World Series clubs in nine seasons (1949-57) with the New York Yankees, a key member of the greatest dynasty in baseball history. The second baseman made his Big League debut in 1949, earning Associated Press Rookie of the Year honors. The following season, Coleman was an American League All-Star and the World Series Most Valuable Player, as the Yankees swept the Phillies in four games.

Coleman, whose playing career was interrupted twice when he was called upon to serve the United States as a Marine pilot in World War II and in Korea, retired with a lifetime .263 average, 16 homers and 217 RBI in 723 games. The only Major League player to see active combat in two wars, Coleman's distinguished military service record includes 120 missions and two Distinguished Flying Crosses, 13 Air Medals and three Navy Citations. He passed away on January 5, 2014 in San Diego at the age of 89.

HISTORY & RECORDS

SAN DIEGO PADRES HALL OF FAME

TONY GWYNN — INDUCTED 2002



The greatest Padres player of them all, and one of the greatest hitters in the history of Major League Baseball, Tony Gwynn was the first-ever unanimous selection to the Padres Hall of Fame upon his retirement at the conclusion of the 2001 season.

In 20 seasons (1982-2001), the man who will forever be known as “Mr. Padre” won a National League-record tying eight batting titles and was selected to 16 All-Star teams.

He retired with a .338 career batting average and 3,141 hits in 2,440 games. Gwynn’s hit count includes 543 doubles, 85 triples and 135 home runs. He finished with 1,138 RBI and 319 stolen bases.

The Padres career leader in virtually every offensive category, Gwynn retired 17th on the all-time Major League hit list, 17th on the doubles list and eighth on the all-time singles list. His .338 career average, the highest by any Major Leaguer since Ted Williams, is 22nd-best all-time.

Gwynn played on each of the first three Padres Division Championship clubs (1984, 1996, 1998) and batted .371 in the club’s two World Series appearances in 1984 against the Tigers and in 1998 against the Yankees.

Only the 17th player in history to spend his entire career of 20-or-more seasons with one club when he retired, Gwynn’s unwavering loyalty to the Padres and his undying devotion to the San Diego community further cemented his standing as Mr. Padre and one of the great ambassadors the game of baseball has ever known.

Gwynn was inducted into the National Baseball Hall of Fame in July of 2007. He is currently the head baseball coach at his alma mater, San Diego State University.

	AVG	G	AB	R	H	2B	3B	HR	RBI	BB	SO	SB	CS	OBP	SLG
ML Totals - 20 Years	.338	2440	9288	1383	3141	543	85	135	1138	790	434	319	125	.388	.459

RANDY JONES — INDUCTED 1999



Randy Jones was the first Padres pitcher to win the Cy Young award and earned tremendous popularity among Padres fans, a relationship that remains strong to this day. Jones, a left-hander who won the Cy Young in 1976 after going 22-14 with a 2.74 ERA and 25 complete games, remains the club leader in innings pitched (1766.0), starts (253), complete games (71) and shutouts (18).

Jones was an All-Star in 1975 and 1976, establishing a unique rapport with Padres fans, who gave him a standing ovation as he approached the mound for every start. Jones remains an active ambassador for the Padres in the community, making dozens of appearances annually.

	W-L	ERA	G	GS	CG	SHO	SV	IP	H	R	ER	HR	HB	BB	SO	WP	BK
ML Totals - 10 Years	100-123	3.42	305	285	73	19	2	1933.0	1915	875	735	129	18	503	735	19	6
Padres Totals - 8 Years	92-105	3.30	264	253	71	18	2	1766.0	1720	759	648	110	13	414	677	16	6

RAY KROC — INDUCTED 1999



Ray Kroc bought the Padres franchise on January 25, 1974, when the club literally had packed and was prepared to move to Washington, D.C. An entrepreneur who created the McDonald’s fast-food empire, Kroc ensured that the Padres would remain in San Diego.

He oversaw the club’s rise from a perennial loser in the standings and at the gate to a viable franchise that would win the National League pennant in 1984. After attendance only reached a season-high of at 644,272 before he purchased the club, the Padres drew more than one million fans every year except the strike-shortened 1981 season, and the team on the field grew to respectability, earning its first winning record in 1978. Kroc died in January 1984 and would not see his team reach the World Series that year — with the club carrying an “RAK” emblem on its uniform that season. Kroc’s wife, Joan, assumed the role of owner after his death, until her sale of the club in 1990.



HISTORY & RECORDS

DICK WILLIAMS — INDUCTED 2009



The Padres' manager from 1982-85, Williams led the Friars to a 337-311 record and .520 winning percentage over four years, finishing at .500 or better each season. In the club's 13 seasons prior to his arrival, the team had posted just one winning season (1978). Under Williams' guidance, the Padres went 92-70 in 1984, reaching the playoffs for the first time in franchise history and advancing to the World Series.

DAVE WINFIELD — INDUCTED 2000



Dave Winfield jumped directly into the Padres lineup off the University of Minnesota campus in 1973. In eight Padres seasons, he was named to four NL All-Star teams (1977-80), led the club in home runs five times (1976-80) and paced the team in RBI six times (1974-75, 1977-80). The team MVP in 1978 and 1979, Winfield batted .284 with 154 homers, 626 RBI and 133 stolen bases for San Diego, the start of a 22-year Major League career which culminated in his election to the National Baseball Hall of Fame in January 2001. Winfield was inducted into the Hall of Fame August 5, 2001, the first player to enter the Cooperstown shrine as a Padres player.

	AVG	G	AB	R	H	2B	3B	HR	RBI	BB	SO	SB	CS	OBP	SLG
ML Totals - 22 Years	.283	2973	11003	1669	3110	540	88	465	1833	1216	1686	223	96	.353	.475
Padres Totals - 8 Years	.284	1117	3997	599	1134	179	39	154	626	463	585	133	50	.357	.464

PADRES IN COOPERSTOWN



NATIONAL BASEBALL HALL OF FAME AND MUSEUM

25 Main Street • Cooperstown, New York 13326

Main Phone: (607) 547-7200 • Fax: (607) 547-2044 • Public Relations: (607) 547-0215

e-mail address: info@baseballhalloffame.org

Web site: baseballhalloffame.org



Dave Winfield
Inducted August 5, 2001



Tony Gwynn
Inducted July 29, 2007

Other players who played for the Padres and earned Cooperstown plaques are Rollie Fingers, Gaylord Perry, Willie McCovey, Ozzie Smith, Rich "Goose" Gossage, Rickey Henderson, Roberto Alomar and Greg Maddux (2014). Former manager Dick Williams was also inducted into the Hall of Fame in 2008. In addition, the 1978-79 Padres featured four players who would ultimately earn election to the Hall of Fame: Fingers, Perry, Smith and Winfield.

PADRES RETIRED NUMBERS

6

STEVE GARVEY
(1989)

31

DAVE WINFIELD
(2001)

51

TREVOR HOFFMAN
(2011)

19

TONY GWYNN
(2004)

35

RANDY JONES
(1997)

42

JACKIE ROBINSON
(1997)

HISTORY & RECORDS

LOCAL AWARD WINNERS



WILL VENABLE
TEAM MVP



BUD BLACK
CHAIRMAN'S AWARD



HUSTON STREET
DARREL AKERFELDS
BULLPEN AWARD



ANDREW CASHNER
CLYDE MCCULLOUGH
PITCHER OF THE YEAR



JEDD GYORKO
FAVORITE NEW PADRE

SAN DIEGO PADRES MOST VALUABLE PLAYER

The San Diego Padres Most Valuable Player is selected annually by the San Diego Chapter of the Baseball Writers' Association of America (BBWAA).

1969—Nate Colbert	1992—Gary Sheffield
1970—Cito Gaston	1993—Phil Plantier
1971—Clay Kirby	1994—Tony Gwynn
1972—Nate Colbert	1995—Tony Gwynn
1973—Fred Kendall	1996—Ken Caminti
1974—Bobby Tolan	1997—Tony Gwynn
1975—Randy Jones	1998—Greg Vaughn
1976—Randy Jones	1999—Phil Nevin
1977—George Hendrick	2000—Phil Nevin
1978—Dave Winfield	2001—Phil Nevin
1979—Dave Winfield	2002—Ryan Klesko
1980—Gene Richards	2003—Mark Loretta
1981—Juan Bonilla	2004—Mark Loretta
1982—Terry Kennedy	2005—Brian Giles
1983—Alan Wiggins	2006—Adrian Gonzalez
1984—Tony Gwynn	2007—Khalil Greene
1985—Garry Templeton	2008—Adrian Gonzalez
1986—Tony Gwynn	2009—Adrian Gonzalez
1987—Tony Gwynn	2010—Adrian Gonzalez
1988—Tony Gwynn	2011—Cameron Maybin
1989—Mark Davis	2012—Chase Headley
1990—Bip Roberts	2013—Will Venable
1991—Fred McGriff	

CLYDE MCCULLOUGH PITCHER OF THE YEAR AWARD

The Clyde McCullough Award for Padres Pitcher of the Year, selected annually by the San Diego Chapter of the Baseball Writers Association of America (BBWAA), is named in honor of the former San Diego bullpen coach who passed away on September 18, 1982. McCullough, whose career as a player, coach, instructor and scout spanned nearly five decades, was an inspirational and popular figure. The award originally honored the Padres' top rookie but has come to recognize the club's best pitcher since 1990.

1982—Luis DeLeon	1998—T. Hoffman & K. Brown
1983—Mark Thurmond	1999—Trevor Hoffman
1984—Carmelo Martinez	2000—Woody Williams
1985—Lance McCullers	2001—Trevor Hoffman
1986—John Kruk	2002—Trevor Hoffman
1987—Benito Santiago	2003—Rod Beck
1988—Roberto Alomar	2004—Jake Peavy
1989—Greg Harris	2005—Jake Peavy
1990—Ed Whitson	2006—Trevor Hoffman
1991—Andy Benes	2007—Jake Peavy
1992—Bruce Hurst	2008—Jake Peavy
1993—Andy Benes	2009—Heath Bell
1994—Trevor Hoffman	2010—Heath Bell
1995—Andy Ashby	2011—Heath Bell
1996—Trevor Hoffman	2012—Clayton Richard
1997—Trevor Hoffman	2013—Andrew Cashner

HISTORY & RECORDS

THE CHAIRMAN'S AWARD

The Padres Community Relations Department founded The Chairman's Award in 1995 to honor the Padres player or coach who best exemplifies the community spirit of the club.

1995—Tony Gwynn	2005—Woody Williams
1996—Brian Johnson	2006—Jake Peavy
1997—Steve Finley	2007—Adrian Gonzalez
1998—Greg Vaughn	2008—Chris Young
1999—Trevor Hoffman	2009—Bud Black
2000—Woody Williams	2010—Nick Hundley
2001—Ryan Klesko	2011—Luke Gregerson
2002—Mark Kotsay	2012—Will Venable
2003—Bruce Bochy	2013—Bud Black
2004—Brian Giles	

DARREL AKERFELDS BULLPEN AWARD

Established in 2006 as the Fireman's Award, it was renamed to the Darrel Akerfelds Bullpen Award following the 2012 season to honor the club's bullpen coach who passed away on June 24, 2012 after a battle with pancreatic cancer. Loved, admired and respected by all who knew him, "Ak" was a coach, mentor and friend to the Padres family from 1997-2012. A leader in the San Diego bullpen for over a decade, his coaching career spanned 11 seasons with San Diego with the pen posting the second-best ERA in the Majors over his 10 full seasons from 2002-11. The award is given annually to the most outstanding member of the Padres bullpen as voted on by his peers.

2006—Trevor Hoffman	2010—Heath Bell
2007—Heath Bell	2011—Heath Bell
2008—Trevor Hoffman	2012—Luke Gregerson
2009—Heath Bell	2013—Huston Street

FAVORITE NEW PADRE AWARD

Also established in 1995, the Favorite New Padre Award is selected by The Padres, a group of volunteers who have assisted the Padres front office and served San Diego youth baseball since 1972.

1995—Steve Finley	2005—Joe Randa
1996—John Flaherty	2006—Adrian Gonzalez
1997—Mark Sweeney	2007—Kevin Kouzmanoff
1998—Kevin Brown	2008—Jody Gerut
1999—Eric Owens	2009—David Eckstein
2000—Ryan Klesko	2010—Chris Denorfia
2001—Bubba Trammell	2011—Cameron Maybin
2002—Gene Kingsale	2012—Alexi Amarista
2003—Mark Loretta	2013—Jedd Gyorko
2004—Khalil Greene	



HISTORY & RECORDS

NATIONAL AWARD WINNERS

NL MOST VALUABLE PLAYER

1996—Ken Caminiti, 3B (BBWAA)

NL CY YOUNG AWARD

1976—Randy Jones (BBWAA)
1978—Gaylord Perry (BBWAA)
1989—Mark Davis (BBWAA)
2007—Jake Peavy (BBWAA)

NL ROOKIE OF THE YEAR

1987—Benito Santiago (BBWAA, The Sporting News)
2004—Khalil Greene (Baseball America)

RAWLINGS GOLD GLOVE AWARD

1979—Dave Winfield, OF
1980—Dave Winfield, OF, Ozzie Smith, SS
1981—Ozzie Smith, SS
1986—Tony Gwynn, OF
1987—Tony Gwynn, OF
1988—Benito Santiago, C
1989—Tony Gwynn, OF, Benito Santiago, C
1990—Tony Gwynn, OF, Benito Santiago, C
1991—Tony Gwynn, OF
1995—Ken Caminiti, 3B, Steve Finley, CF
1996—Ken Caminiti, 3B, Steve Finley, CF
1997—Ken Caminiti, 3B
2006—Mike Cameron, OF
2007—Greg Maddux, RHP
2008—Adrian Gonzalez, 1B
2009—Adrian Gonzalez, 1B
2012—Chase Headley, 3B

SPORTING NEWS ALL LEAGUE TEAM

1975—Randy Jones, LHP
1976—Randy Jones, LHP
1978—Gaylord Perry, RHP
1979—Dave Winfield, OF
1984—Tony Gwynn, OF, Mark Thurmond, LHP
1986—Tony Gwynn, OF
1987—Tony Gwynn, OF, Benito Santiago, C
1989—Tony Gwynn, OF, Benito Santiago, C
1994—Tony Gwynn, OF
1995—Ken Caminiti, 3B
1996—Ken Caminiti, 3B
2007—Jake Peavy, RHP
2012—Chase Headley, 3B

PLAYER OF THE YEAR

1992—Gary Sheffield, 3B (The Sporting News)
1996—Ken Caminiti, 3B (ESPN)

NL PITCHER OF THE YEAR

1976—Randy Jones, LHP (The Sporting News)
1989—Mark Davis, LHP (The Sporting News)
2007—Jake Peavy, RHP (The Sporting News)

NL MANAGER OF THE YEAR

1996—Bruce Bochy (BBWAA & The Sporting News)
1998—Bruce Bochy (The Sporting News)
2010—Bud Black (BBWAA & The Sporting News)

ROBERTO CLEMENTE MAN OF THE YEAR AWARD

1999—Tony Gwynn

NL RELIEVER OF THE YEAR

1977—Rollie Fingers (The Sporting News, Rolands)
1978—Rollie Fingers (The Sporting News, Rolands)
1980—Rollie Fingers (Rolands; tied with Tom Hume for The Sporting News)
1989—Mark Davis (The Sporting News, Rolands)
1996—Trevor Hoffman (The Sporting News)
1998—Trevor Hoffman (The Sporting News, Rolands)
2006—Trevor Hoffman (The Sporting News, Rolands)
2009—Heath Bell (Rolands)
2010—Heath Bell (Rolands, The Sporting News, MLB)

NL ROOKIE PITCHER OF THE YEAR

1976—Butch Metzger (The Sporting News)
1976—Butch Metzger (tied with Pat Zachary for BBWAA)
1977—Bob Owchinko (The Sporting News)
1989—Andy Benes (The Sporting News)

SILVER SLUGGER TEAM

1983—Terry Kennedy, C
1984—Tony Gwynn, OF, Garry Templeton, SS
1986—Tony Gwynn, OF
1987—Tony Gwynn, OF, Benito Santiago, C
1988—Benito Santiago, C
1989—Tony Gwynn, OF
1990—Benito Santiago, C
1991—Benito Santiago, C
1992—Fred McGriff, 1B, Gary Sheffield, 3B
1994—Tony Gwynn, OF
1995—Tony Gwynn, OF
1996—Ken Caminiti, 3B
1997—Tony Gwynn, OF
1998—Greg Vaughn, OF
2004—Mark Loretta, 2B
2012—Chase Headley, 3B

NLCS MVP

1984—Steve Garvey
1998—Sterling Hitchcock

NL PLAYER OF THE MONTH

June, 1978—Dave Winfield
April, 1983—Terry Kennedy
April, 1984—Tony Gwynn
June, 1987—Tony Gwynn
July, 1988—Tony Gwynn
August, 1992—Gary Sheffield
August, 1993—Tony Gwynn
August, 1996—Ken Caminiti
September, 1996—Ken Caminiti
May, 1997—Tony Gwynn
August, 2012—Chase Headley
September, 2012—Chase Headley

NL PITCHER OF THE MONTH

April, 1976—Randy Jones
May, 1976—Randy Jones
September, 1978—Gaylord Perry
May, 1985—Andy Hawkins
April, 1989—Mark Davis
August, 2004—Jake Peavy
May, 2005—Trevor Hoffman
June, 2006—Chris Young
May, 2007—Jake Peavy
August, 2007—Jake Peavy
September, 2007—Jake Peavy

HISTORY & RECORDS

ANNUAL ALL-STAR SELECTIONS

YEAR	ALL-STARS
1969	Chris Cannizzaro (C)
1970	Cito Gaston (OF)
1971	Nate Colbert (1B); Preston Gomez (Coach)
1972	Nate Colbert (1B)
1973	Nate Colbert (1B)
1974	Johnny Grubb (OF)
1975	Randy Jones (P)
1976	Randy Jones (P); John McNamara (Coach)
1977	Dave Winfield (OF)
1978	Rollie Fingers (P); Dave Winfield (OF)
1979	Dave Winfield (OF) ; Gaylord Perry (P)
1980	Dave Winfield (OF)
1981	Terry Kennedy (C); Ozzie Smith (SS)
1982	Ruppert Jones (OF)
1983	Dave Dravecky (P); Terry Kennedy (C)
1984	Steve Garvey (1B) ; Tony Gwynn (OF) ; Rich Gossage (P); Dick Dent (Trainer)
1985	Steve Garvey (1B) ; Tony Gwynn (OF) ; LaMarr Hoyt (P) ; Terry Kennedy (C) ; Graig Nettles (3B) ; Rich Gossage (P); Garry Templeton (SS); Dick Williams (Manager)
1986	Tony Gwynn (OF)
1987	Tony Gwynn (OF)
1988	Mark Davis (P)
1989	Tony Gwynn (OF) ; Mark Davis (P)
1990	Benito Santiago (C) —injured, did not play; Roberto Alomar (2B); Tony Gwynn (OF)
1991	Tony Gwynn (OF) ; Benito Santiago (C)
1992	Tony Gwynn (OF) ; Fred McGriff (1B) ; Benito Santiago (C) ; Tony Fernandez (SS); Gary Sheffield (3B); Bob Day (Trainer)
1993	Andy Benes (P); Tony Gwynn (OF)
1994	Tony Gwynn (OF)
1995	Tony Gwynn (OF)
1996	Tony Gwynn (OF) —injured, did not play; Ken Caminiti (3B)
1997	Tony Gwynn (OF) ; Ken Caminiti (3B) ; Steve Finley (OF); Bruce Bochy (Coach)
1998	Tony Gwynn (OF) ; Kevin Brown (P); Trevor Hoffman (P); Greg Vaughn (OF)
1999	Tony Gwynn (OF) —injured, did not play; Andy Ashby (P); Trevor Hoffman (P); Bruce Bochy (Manager)
2000	Trevor Hoffman (P)
2001	Ryan Klesko (1B); Phil Nevin (3B); Tony Gwynn (OF)—special All-Star “guest”; Bruce Bochy (Coach); Todd Hutcheson (Trainer)
2002	Trevor Hoffman (P)
2003	Rondell White (OF)
2004	Mark Loretta (2B)
2005	Jake Peavy (P)
2006	Trevor Hoffman (P)
2007	Trevor Hoffman (P); Jake Peavy (P) ; Chris Young (P)
2008	Adrian Gonzalez (1B); Bud Black (Coach)
2009	Adrian Gonzalez (1B); Heath Bell (P)
2010	Adrian Gonzalez (1B), Heath Bell (P); Bud Black (Coach)
2011	Heath Bell (P)
2012	Huston Street (P)
2013	Everth Cabrera (SS)

Blue denotes All-Star starter



HISTORY & RECORDS

ANNUAL STANDINGS AND ATTENDANCE

YEAR	HOME W-L	AWAY W-L	TOTAL W-L	PCT.	POS	GB	HOME ATTENDANCE
1969.....	28-53	24-57	52-110	.321	6	41.0	613,327
1970.....	31-50	32-49	63-99	.389	6	39.0	633,439
1971.....	33-48	28-52	61-100	.379	6	28.5	549,085
1972.....	26-54	32-41	58-95	.379	6	36.5	644,272
1973.....	31-50	29-52	60-102	.370	6	39.0	611,826
1974.....	36-45	24-57	60-102	.370	6	42.0	1,075,399
1975.....	38-43	33-48	71-91	.438	4	37.0	1,281,747
1976.....	42-38	31-51	73-89	.451	5	29.0	1,458,478
1977.....	35-46	34-47	69-93	.426	5	29.0	1,376,269
1978.....	50-31	34-47	84-78	.519	4	11.0	1,670,107
1979.....	39-42	29-51	68-93	.422	5	22.0	1,456,967
1980.....	45-36	28-53	73-89	.451	6	19.5	1,139,026
1981.....	20-35	21-34	41-69	.373	6	26.0	519,161
1982.....	43-38	38-43	81-81	.500	4	8.0	1,607,516
1983.....	47-34	34-47	81-81	.500	4	10.0	1,539,819
1984.....	48-33	44-37	92-70	.568	1	+12.0	1,983,904
1985.....	44-37	39-42	83-79	.512	T3	12.0	2,210,352
1986.....	43-38	31-50	74-88	.457	4	22.0	1,805,776
1987.....	37-44	28-53	65-97	.401	6	25.0	1,454,061
1988.....	47-34	36-44	83-78	.516	3	11.0	1,506,896
1989.....	46-35	43-38	89-73	.549	2	3.0	2,009,032
1990.....	37-44	38-43	75-87	.463	T4	16.0	1,856,395
1991.....	42-39	42-39	84-78	.519	3	10.0	1,804,289
1992.....	45-36	37-44	82-80	.506	3	16.0	1,722,102
1993.....	34-47	27-54	61-101	.377	7	43.0	1,375,432
1994.....	26-31	21-39	47-70	.402	4	12.5	953,857
1995.....	40-32	30-42	70-74	.486	3	8.0	1,041,805
1996.....	45-36	46-35	91-71	.562	1	+1.0	2,187,886
1997.....	39-42	37-44	76-86	.469	4	14.0	2,089,333
1998.....	54-27	44-37	98-64	.604	1	+9.5	2,555,901
1999.....	46-35	28-53	74-88	.457	4	26.0	2,523,538
2000.....	41-40	35-46	76-86	.469	5	21.0	2,423,149
2001.....	35-46	44-37	79-83	.488	4	13.0	2,378,116
2002.....	41-40	25-56	66-96	.407	5	32.0	2,220,601
2003.....	35-46	29-52	64-98	.395	5	36.5	2,027,020
2004.....	42-39	45-36	87-75	.537	3	6.0	3,016,752
2005.....	46-35	36-45	82-80	.506	1	+5.0	2,869,787
2006.....	43-38	45-36	88-74	.543	T1	+0.0	2,659,757
2007.....	47-34	42-40	89-74	.546	3	1.5	2,790,074
2008.....	35-46	28-53	63-99	.389	5	21.0	2,427,535
2009.....	42-39	33-48	75-87	.463	4	20.0	1,922,603
2010.....	45-36	45-36	90-72	.556	2	2.0	2,131,774
2011.....	35-46	36-45	71-91	.438	5	23.0	2,143,018
2012.....	42-39	34-47	76-86	.469	4	18.0	2,123,721
2013.....	45-36	31-50	76-86	.469	T3	16.0	2,166,691
Totals	1791-1793	1530-2050	3321-3843	.464	—	—	78,557,595

Blue—Padres Record

HISTORY & RECORDS

INTERLEAGUE PLAY RESULTS (1997-2013)

With an 8-12 record in 2013, the Padres are 119-155 in 17 seasons of Interleague Play; 62-75 at home and 57-80 on the road against the American League.

AL OPPONENT	HOME	AWAY	OVERALL
Baltimore	3-5	3-2	6-7
Boston	2-4	3-6	5-10
Chicago	1-2	1-2	2-4
Cleveland.....	1-2	2-4	3-6
Detroit.....	2-4	0-3	2-7
Houston	---	---	---
Kansas City	6-0	1-2	7-2
Los Angeles.....	6-5	7-7	13-12
Minnesota	1-5	2-4	3-9
New York	3-3	1-5	4-8
Oakland	6-8	3-8	9-16
Seattle	21-24	22-23	43-47
Tampa Bay.....	0-3	6-6	6-9
Texas	6-5	6-8	12-13
Toronto.....	4-5	---	4-5
A.L. West	39-42	38-46	77-88
A.L. Central.....	11-13	6-15	17-28
A.L. East.....	12-20	13-19	25-39
TOTALS	62-75	57-80	119-155

Here's a look at how the Padres fared against American League foes statistically in 2013 and through 17 seasons of Interleague competition:

2013	CATEGORY	ALL-TIME
8-12	RECORD	119-155
.231 (159-for-688).....	TEAM BATTING AVG.....	.252 (2355-for-9344)
66.....	RUNS	1113
3.3.....	RUNS PER GAME	4.1
17.....	HOME RUNS.....	234
16.....	SB	145
4.34 (89 ER/184.2 IP).....	ERA.....	4.26 (1153 ER/2438.2 IP)
92.....	RUNS ALLOWED	1265
4.6.....	RUNS ALLOWED PER GAME	4.6
28.....	HOME RUNS ALLOWED	294

Single-game team run scored records in Interleague play:

MOST RUNS SCORED.....	17.....	June 7, 1998 at Texas
MOST RUNS ALLOWED.....	15.....	May 21, 2010
MOST RUNS COMBINED.....	25.....	June 7 at Texas (17-8 SD win)

LATE NIGHT IN PHILADELPHIA

The Padres made Major League history on July 2 (and 3), 1993 in Philadelphia with a two-night double-header that concluded at 4:40 a.m. the following morning. The start of the first game, scheduled for 4:35 p.m., was delayed by one hour and 10 minutes by rain. During the game, there were two more delays that totaled four hours and 44 minutes before play was resumed just before midnight. After five hours and 54 minutes of rain delays and a game time of 2:34, Game 1, a 5-2 Padres win, concluded at 1:03 a.m. Game 2 started at 1:28 a.m. and went 10 innings before the Phillies won 6-5. The game-winning run crossed the plate at 4:40 a.m. It is the latest a Major League game has ever ended. The previous mark was 3:55 a.m. when the Mets and Braves played into the wee hours on July 4-5, 1985.



HISTORY & RECORDS

ANNUAL RECORDS VS. OPPONENTS

	'69	'70	'71	'72	'73	'74	'75	'76	'77	'78	'79	'80	'81	'82	'83	'84	'85	'86
Arizona	—	—	—	—	—	—	—	—	—	—	—	—	—	—	—	—	—	—
Atlanta	5-13	9-9	7-11	11-6	6-12	1-17	11-7	8-10	7-11	10-8	12-6	6-12	6-9	7-11	9-9	11-7	11-7	6-12
Baltimore	—	—	—	—	—	—	—	—	—	—	—	—	—	—	—	—	—	—
Boston	—	—	—	—	—	—	—	—	—	—	—	—	—	—	—	—	—	—
Chicago (AL)	—	—	—	—	—	—	—	—	—	—	—	—	—	—	—	—	—	—
Chicago (NL)	1-11	3-9	3-9	3-9	5-7	6-6	7-5	6-6	5-7	5-7	3-9	8-4	3-3	8-4	7-5	6-6	4-8	6-6
Cincinnati	7-11	10-8	8-10	10-8	5-13	6-12	7-11	5-13	7-11	9-9	7-10	3-15	2-10	12-6	9-9	11-7	9-9	9-9
Cleveland	—	—	—	—	—	—	—	—	—	—	—	—	—	—	—	—	—	—
Colorado	—	—	—	—	—	—	—	—	—	—	—	—	—	—	—	—	—	—
Detroit	—	—	—	—	—	—	—	—	—	—	—	—	—	—	—	—	—	—
Houston	8-10	4-14	8-10	2-12	8-10	7-11	9-9	8-10	10-8	10-8	4-14	7-11	3-11	9-9	7-11	12-6	6-12	8-10
Kansas City	—	—	—	—	—	—	—	—	—	—	—	—	—	—	—	—	—	—
Los Angeles (AL)	—	—	—	—	—	—	—	—	—	—	—	—	—	—	—	—	—	—
Los Angeles (NL)	6-12	7-11	5-13	5-13	9-9	2-16	7-11	12-6	6-12	9-9	9-9	9-9	5-6	9-9	12-6	8-10	10-8	12-6
Miami	—	—	—	—	—	—	—	—	—	—	—	—	—	—	—	—	—	—
Milwaukee	—	—	—	—	—	—	—	—	—	—	—	—	—	—	—	—	—	—
Minnesota	—	—	—	—	—	—	—	—	—	—	—	—	—	—	—	—	—	—
New York (AL)	—	—	—	—	—	—	—	—	—	—	—	—	—	—	—	—	—	—
New York (NL)	1-11	6-6	5-7	5-7	4-8	6-6	4-8	5-7	6-6	7-5	8-4	11-1	5-2	6-6	6-6	6-6	5-7	2-10
Oakland	—	—	—	—	—	—	—	—	—	—	—	—	—	—	—	—	—	—
Philadelphia	4-8	3-9	8-4	6-6	3-9	7-5	5-7	4-8	3-9	4-8	3-9	4-8	2-4	5-7	7-5	5-7	7-5	6-6
Pittsburgh	2-10	6-6	3-9	2-10	4-8	3-9	4-8	5-7	2-10	7-5	5-7	6-6	4-6	6-6	3-9	8-4	8-4	4-8
San Francisco	6-12	5-13	5-13	4-10	7-11	11-7	8-10	8-10	8-10	8-10	8-10	10-8	6-7	10-8	11-7	13-5	12-6	8-10
Seattle	—	—	—	—	—	—	—	—	—	—	—	—	—	—	—	—	—	—
St. Louis	4-8	4-8	4-8	4-8	4-8	5-7	4-8	4-8	8-4	9-3	4-8	7-5	3-7	4-8	6-6	7-5	4-8	5-7
Tampa Bay	—	—	—	—	—	—	—	—	—	—	—	—	—	—	—	—	—	—
Texas	—	—	—	—	—	—	—	—	—	—	—	—	—	—	—	—	—	—
Toronto	—	—	—	—	—	—	—	—	—	—	—	—	—	—	—	—	—	—
Washington	8-4	6-6	5-6	6-6	5-7	6-6	5-7	8-4	7-5	6-6	5-7	2-10	2-4	5-7	4-8	5-7	7-5	8-4
	'87	'88	'89	'90	'91	'92	'93	'94	'95	'96	'97	'98	'99	'00	'01	'02	'03	'04
Arizona	—	—	—	—	—	—	—	—	—	—	—	—	—	—	—	—	—	—
Atlanta	12-6	10-8	11-7	10-8	7-11	5-13	4-9	1-6	2-5	4-9	3-8	4-5	4-5	1-8	3-3	3-3	1-6	3-3
Baltimore	—	—	—	—	—	—	—	—	—	—	—	—	—	—	—	1-2	—	—
Boston	—	—	—	—	—	—	—	—	—	—	—	—	—	—	—	1-2	—	1-2
Chicago (AL)	—	—	—	—	—	—	—	—	—	—	—	—	—	—	—	—	1-2	—
Chicago (NL)	3-9	4-8	4-8	4-8	8-4	7-5	4-8	3-6	7-5	6-6	5-6	4-5	3-6	5-3	4-2	4-2	2-4	2-4
Cincinnati	6-12	8-10	9-9	9-9	10-8	7-11	4-9	2-8	6-3	3-9	6-5	11-1	3-6	5-4	4-2	1-5	3-3	4-2
Cleveland	—	—	—	—	—	—	—	—	—	—	—	—	—	—	—	—	1-2	—
Colorado	—	—	—	—	—	—	7-6	5-5	4-9	5-8	8-4	7-5	9-4	6-7	10-9	8-11	7-12	9-10
Detroit	—	—	—	—	—	—	—	—	—	—	—	—	—	—	—	—	1-2	—
Houston	13-5	12-6	10-8	14-4	12-6	11-7	5-8	5-5	4-7	6-6	5-6	4-5	1-8	7-2	6-3	2-4	3-3	4-2
Kansas City	—	—	—	—	—	—	—	—	—	—	—	—	—	—	—	1-2	—	3-0
Los Angeles (AL)	—	—	—	—	—	—	—	—	—	—	2-2	2-1	3-0	1-2	1-2	—	—	—
Los Angeles (NL)	7-11	11-7	12-6	9-9	8-10	9-9	4-9	4-6	6-7	8-5	7-5	7-5	9-3	5-8	10-9	9-10	11-8	9-10
Miami	—	—	—	—	—	—	5-7	1-5	2-3	9-3	6-5	5-4	6-3	7-2	4-3	1-5	1-5	2-4
Milwaukee	—	—	—	—	—	—	—	—	—	—	—	6-3	5-3	7-2	5-1	1-5	1-5	4-2
Minnesota	—	—	—	—	—	—	—	—	—	—	—	—	—	—	—	—	1-2	—
New York (AL)	—	—	—	—	—	—	—	—	—	—	—	—	—	—	—	1-2	—	1-2
New York (NL)	4-8	5-7	7-5	7-5	5-7	8-4	7-5	6-6	7-6	10-3	6-5	5-4	2-7	6-3	5-1	4-3	3-3	3-3
Oakland	—	—	—	—	—	—	—	—	—	—	1-3	1-2	2-1	0-3	1-2	—	—	—
Philadelphia	4-8	7-4	10-2	5-7	3-9	9-3	6-6	8-4	6-6	8-4	4-7	8-1	3-6	5-2	2-5	4-2	3-4	1-5
Pittsburgh	4-8	4-8	9-3	2-10	5-7	7-5	3-9	3-3	8-4	9-4	6-5	4-5	6-3	2-7	4-2	4-2	2-4	3-3
San Francisco	5-13	8-10	8-10	7-11	11-7	11-7	3-10	5-2	6-7	11-2	4-8	8-4	5-7	5-7	5-14	5-14	5-14	12-7
Seattle	—	—	—	—	—	—	—	—	—	—	3-1	2-2	4-2	3-3	2-4	2-1	4-2	2-1
St. Louis	4-8	6-6	2-10	3-9	9-3	4-8	7-5	4-2	7-5	4-8	5-6	6-3	2-7	0-9	1-5	1-5	2-4	2-4
Tampa Bay	—	—	—	—	—	—	—	—	—	—	—	—	—	—	—	2-1	—	0-3
Texas	—	—	—	—	—	—	—	—	—	—	2-2	1-2	2-1	1-2	2-1	—	—	—
Toronto	—	—	—	—	—	—	—	—	—	—	—	—	—	—	—	—	—	1-2
Washington	3-9	8-4	7-5	5-7	6-6	4-8	2-10	0-12	5-7	8-4	3-8	4-4	3-5	6-3	3-3	4-3	2-4	6-1
	'05	'06	'07	'08	'09	'10	'11	'12	'13									
Arizona	9-10	10-9	8-10	8-10	7-11	10-8	7-11	11-7	12-7									
Atlanta	5-1	2-7	2-5	1-5	3-3	2-4	5-4	3-4	5-1									
Baltimore	—	—	1-2	—	—	—	2-1	—	2-2									
Boston	—	—	1-2	—	—	—	2-1	—	0-3									
Chicago (AL)	1-2	—	—	—	—	—	—	—	—									
Chicago (NL)	3-4	7-0	5-3	2-5	5-4	5-3	3-3	3-3	4-3									
Cincinnati	2-4	4-2	4-2	3-4	6-1	4-2	2-4	2-6	3-3									
Cleveland	1-2	—	—	1-2	—	—	—	—	—									
Colorado	11-7	9-10	8-11	9-9	8-10	6-12	9-9	10-8	7-12									
Detroit	0-3	—	—	1-2	—	—	—	—	—									
Houston	3-4	3-3	3-4	3-3	1-6	5-2	5-3	5-3	—									
Kansas City	—	—	—	—	—	—	3-0	—	—									
Los Angeles (AL)	—	2-1	—	—	0-3	—	—	2-1	—									
Los Angeles (NL)	7-11	13-5	10-8	7-11	8-10	10-8	5-13	7-11	8-11									
Miami	4-2	3-3	4-3	2-4	2-4	6-3	7-0	1-5	4-3									
Milwaukee	4-3	3-4	5-2	3-4	4-2	4-3	2-3	4-5	4-3									
Minnesota	2-1	—	—	0-3	—	—	0-3	—	—									
New York (AL)	—	—	—	0-3	—	—	—	—	2-1									
New York (NL)	2-4	2-5	4-2	5-2	5-2	3-3	3-4	3-4	3-4									
Oakland	—	2-1	—	—	1-2	—	—	1-2	—									
Philadelphia	0-6	4-2	3-4	2-4	2-5	2-5	1-7	3-4	2-4									
Pittsburgh	4-3	5-1	6-1	4-3	4-3	6-0	4-2	5-1	4-3									
San Francisco	12-6	7-12	14-4	1-6	10-8	12-6	6-12	6-12	8-11									
Seattle	3-3	1-5	2-4	1-5	2-4	4-2	1-5	5-1	2-2									
St. Louis	4-3	4-2	3-4	5-13	1-6	3-4	3-3	3-3	2-4									
Tampa Bay	—	—	2-1	—	—	2-1	—	—	0-3									
Texas	—	2-1	—	—	2-1	—	—	0-3	—									
Toronto	—	—	—	—	—	1-2	—	—	2-1									
Washington	5-1	5-1	4-2	5-1	4-2	3-3	3-4	2-3	2-5									

HISTORY & RECORDS

PADRES ALL-TIME VS. OPPONENTS

TEAM	HOME	AWAY	OVERALL	TEAM	HOME	AWAY	OVERALL
Arizona	84-56 (.600)	49-90 (.353)	133-146 (.477)	Milwaukee.....	33-19 (.635)	29-31 (.483)	62-50 (.554)
Atlanta	140-160 (.467)	119-174 (.406)	259-334 (.437)	Minnesota.....	1-5 (.167)	2-4 (.333)	3-9 (.250)
Baltimore	3-5 (.375)	3-2 (.600)	6-7 (.462)	New York (AL)	3-3 (.500)	1-5 (.167)	4-8 (.333)
Boston	2-4 (.333)	3-6 (.333)	5-10 (.333)	New York (NL) ..	126-105 (.545)+	105-121 (.465)	231-226 (.505)
Chicago (AL).....	1-2 (.333)	1-2 (.333)	2-4 (.333)	Oakland	6-8 (.429)	3-8 (.273)	9-16 (.360)
Chicago (NL)	113-113 (.500)	92-135 (.405)	205-248 (.453)	Philadelphia.....	104-121 (.462)	97-129 (.429)	201-250 (.446)
Cincinnati.....	145-154 (.485)	122-171 (.416)	267-325 (.451)	Pittsburgh	103-119 (.464)	106-122 (.465)	209-241 (.464)
Cleveland.....	1-2 (.333)	2-4 (.333)	3-6 (.333)	San Francisco.....	188-193 (.493)	164-212 (.436)	352-405 (.465)
Colorado.....	85-86 (.497)^	77-92 (.456)	162-178 (.476)	Seattle	21-24 (.467)	22-23 (.489)	43-47 (.478)
Detroit.....	2-4 (.333)	0-3 (.000)	2-7 (.222)	St. Louis.....	108-116 (.482)*	75-150 (.333)	183-266 (.408)
Houston	160-138 (.537)	122-171 (.416)	282-309 (.477)	Tampa Bay	0-3 (.000)	6-6 (.500)	6-9 (.400)
Kansas City	6-0 (1.000)	1-2 (.333)	7-2 (.778)	Texas.....	6-5 (.545)	6-8 (.429)	12-13 (.480)
LA Dodgers.....	191-188 (.504)	171-212 (.446)	362-400 (.475)	Toronto	4-5 (.444)	0-0	4-5 (.444)
LA Angels	6-5 (.545)	7-7 (.500)	13-12 (.520)	Washington.....	112-114 (.496)	100-120 (.455)	212-234 (.475)
Miami.....	37-36 (.507)	45-40 (.529)	82-76 (.519)				

+ Includes a 2-1 record at Monterrey Stadium in Monterrey, MEX, August 16-18, 1996

* Includes a 1-2 record at Aloha Stadium in Honolulu, HI, April 19-20, 1997

^ Includes an 0-1 record at Monterrey Stadium in Monterrey, MEX, April 4, 1999

ALL-TIME ATTENDANCE RECORDS

	ATT.	OPP.	DATE
Single Game—Day	61,277	SF	April 10, 2001
Single Game—Night	61,674	ARI	April 24, 1999
Doubleheader	43,473	PHI	June 13, 1976
Opening Day/Night	61,277	SF	April 10, 2001
Special Events:			
All-Star Game	59,372	AL vs. NL	July 14, 1992
Division Series	65,235	HOU (Game 3)	October 3, 1998
NL Championship Series	65,042	ATL (Game 4)	October 11, 1998
World Series	65,427	NYN (Game 4)	October 21, 1998
4-Game Series	197,225	LAD	September 19-22, 1996
3-Game Series	165,929	NYN	June 21-23, 2002
2-Game Series	81,037	SF	April 15-16, 1985
Memorial Day	38,355	COL	May 31, 2004
Independence Day	61,148	COL	July 4, 1998
Labor Day	36,535	STL	September 3, 2001
Week Night (Non-holiday)	54,490	SF	(Monday) April 15, 1985
Week Day (Non-Opening Day)	47,482	LAD	(Thursday) June 27, 1985
Friday Night	60,918	SEA	June 15, 2001
Saturday Day	60,021	NYN	June 22, 2002
Saturday Night	61,674	ARI	April 24, 1999
Sunday	60,103	COL	* October 7, 2001
Road Game (Largest)	63,661	at COL	June 20, 1993
Road Game (Smallest)	987	at SF	April 14, 1975
Home Game (Smallest)	1,413	HOU	September 11, 1973

*Tony Gwynn's final game

SEASON RECORDS

RK	YEAR	HOME ATT.
1.	2004	3,016,752
2.	2005	2,869,787
3.	2007	2,790,074
4.	2006	2,659,757
5.	1998	2,555,901
6.	1999	2,523,538
7.	2008	2,427,535
8.	2000	2,423,149
9.	2001	2,378,116
10.	2002	2,220,601

TOP 10 AT PETCO PARK

RK	DATE	OPP.	ATT.
1.	4/6/09	LAD	45,896
2.	9/30/04	SF	45,389
3.	3/31/08	HOU	44,965
4.	9/25/04	ARI	44,863
5.	6/23/07	BOS	44,457
6.	6/24/07	BOS	44,449
7.	4/9/13	LAD	44,436
8.	6/22/07	BOS	44,405
9.	4/29/06	LAD	44,337
10.	6/8/07	SEA	44,325

SEASONS WITH THE MOST...

SUPERLATIVES	NO.	YEAR (S)
Most Sellouts	24	2004
Most Crowds in Excess of 30,000	70	2004
Most Crowds in Excess of 40,000	24	2004, 2007
Most Crowds in Excess of 50,000*	11	1999
Most Crowds in Excess of 60,000*	7	2001

*Prior to moving to Petco Park; set at Qualcomm Stadium

TOP SERIES AT PETCO PARK

THREE-GAME SERIES				
RK	DATES	DAYS	OPP.	ATT.
1.	6/22-24/07	Fri-Sun	BOS	133,311
2.	8/2-4/13	Fri-Sun	NYN	131,812
3.	4/27-29/07	Fri-Sun	LAD	130,448
4.	7/30-8/1/04	Fri-Sun	LAD	130,334
5.	8/3-5/07	Fri-Sun	SF	128,458

FOUR-GAME SERIES

RK	DATES	DAYS	OPP.	ATT.
1.	7/14-17/05	Thurs-Sun	ARI	164,395
2.	7/26-29/04	Mon-Thurs	SF	160,942
3.	6/2-5/05	Thurs-Sun	CHI	155,762
4.	4/7-10/05	Thurs-Sun	PIT	154,789
5.	6/20-23/05	Mon-Thurs	LAD	154,452



HISTORY & RECORDS

OPENING DAY HISTORY

April 8, 1969		April 7, 1970		April 6, 1971		April 15, 1972	
HOUSTON	1	ATLANTA	3	SAN FRANCISCO	4	ATLANTA	5
SAN DIEGO	2	SAN DIEGO	8	SAN DIEGO	0	SAN DIEGO	6
Attendance-23,370		Attendance-28,215		Attendance-34,554		Attendance-16,555	
Rafael Robles.....SS		Tommy Dean.....SS		Dave Campbell.....2B		Enzo Hernandez.....SS	
Roberto Pena.....2B		Van Kelly.....3B		Larry Stahl.....LF		Derrel Thomas.....2B	
Tony Gonzalez.....CF		Ollie Brown.....RF		Clarence Gaston.....CF		Leron Lee.....LF	
Ollie Brown.....RF		Nate Colbert.....1B		Nate Colbert.....1B		Nate Colbert.....1B	
Bill Davis.....1B		Clarence Gaston.....CF		Ollie Brown.....RF		Larry Stahl.....RF	
Larry Stahl.....LF		Jerry Morales.....LF		Ed Spiezio.....3B		Jose Morales.....CF	
Ed Spiezio.....3B		Dave Campbell.....2B		Chris Cannizzaro.....C		Bob Barton.....C	
Chris Cannizzaro.....C		Chris Cannizzaro.....C		Tommy Dean.....SS		Dave Campbell.....3B	
Dick Selma.....RHP		Pat Dobson.....RHP		Tom Phoebe.....RHP		Clay Kirby.....RHP	
April 6, 1973		April 5, 1974		April 10, 1975		April 9, 1976	
LOS ANGELES	2	SAN DIEGO	0	SAN FRANCISCO	2	ATLANTA	2
SAN DIEGO	4	LOS ANGELES	8	SAN DIEGO	0	SAN DIEGO	8
Attendance-32,019		Attendance-31,556		Attendance-17,670 (10 inn.)		Attendance-44,728	
Enzo Hernandez.....SS		Bobby Tolan.....RF		Bobby Tolan.....LF		John Grubb.....LF	
John Grubb.....CF		Glenn Beckert.....2B		Tito Fuentes.....2B		Tito Fuentes.....2B	
Leron Lee.....LF		John Grubb.....CF		Dave Winfield.....RF		Willie Davis.....CF	
Nate Colbert.....1B		Willie McCovey.....1B		Willie McCovey.....1B		Dave Winfield.....RF	
Clarence Gaston.....RF		Nate Colbert.....LF		John Grubb.....CF		Mike Ivie.....1B	
Dave Hilton.....3B		Fred Kendall.....C		Glenn Beckert.....3B		Doug Rader.....3B	
Dave Roberts.....2B		Dave Hilton.....3B		Randy Hundley.....C		Hector Torres.....SS	
Bob Davis.....C		Enzo Hernandez.....SS		Enzo Hernandez.....SS		Bob Davis.....C	
Clay Kirby.....RHP		Bill Greif.....RHP		Randy Jones.....LHP		Randy Jones.....LHP	
April 6, 1977		April 7, 1978		April 5, 1979		April 10, 1980	
SAN DIEGO	3	SAN DIEGO	3	SAN DIEGO	4	SAN FRANCISCO	4
CINCINNATI	5	SAN FRANCISCO	2	LOS ANGELES	3	SAN DIEGO	6
Attendance-51,869		Attendance-36,131		Attendance-46,536		Attendance-29,535	
Gene Richards.....LF		Gene Richards.....1B		Gene Richards.....CF		Ozzie Smith.....SS	
Mike Champion.....2B		Derrel Thomas.....2B		Ozzie Smith.....SS		Dave Cash.....2B	
Dave Winfield.....RF		Oscar Gamble.....LF		Mike Hargrove.....1B		Gene Richards.....LF	
George Hendrick.....CF		Dave Winfield.....RF		Dave Winfield.....RF		Dave Winfield.....RF	
Gene Tenace.....C		George Hendrick.....CF		Jerry Turner.....LF		Jerry Mumphy.....CF	
Mike Ivie.....1B		Gene Tenace.....C		Barry Evans.....3B		Gene Tenace.....1B	
Doug Rader.....3B		Bill Almon.....3B		Gene Tenace.....C		Bill Fahey.....C	
Bill Almon.....SS		Ozzie Smith.....SS		Fernando Gonzalez.....2B		Aurelio Rodriguez.....3B	
Randy Jones.....LHP		Gaylord Perry.....RHP		Gaylord Perry.....RHP		Randy Jones.....LHP	
April 9, 1981		April 6, 1982		April 5, 1983		April 3, 1984	
SAN DIEGO	4	ATLANTA	1	SAN DIEGO	16	PITTSBURGH	1
SAN FRANCISCO	1	SAN DIEGO	0	SAN FRANCISCO	13	SAN DIEGO	5
Attendance-54,520 (12 inn.)		Attendance-30,188		Attendance-49,519		Attendance-44,553	
Gene Richards.....LF		Gene Richards.....LF		Gene Richards.....LF		Alan Wiggins.....2B	
Ozzie Smith.....SS		Juan Bonilla.....2B		Juan Bonilla.....2B		Tony Gwynn.....RF	
Rupert Jones.....CF		Garry Templeton.....SS		Steve Garvey.....1B		Graig Nettles.....3B	
Luis Salazar.....3B		Ruppert Jones.....CF		Terry Kennedy.....C		Steve Garvey.....1B	
Randy Bass.....1B		Sixto Lezcano.....RF		Sixto Lezcano.....RF		Terry Kennedy.....C	
Dave Edwards.....RF		Terry Kennedy.....C		Ruppert Jones.....CF		Carmelo Martinez.....LF	
Terry Kennedy.....C		Luis Salazar.....3B		Garry Templeton.....SS		Kevin McReynolds.....CF	
Juan Bonilla.....2B		Broderick Perkins.....1B		Luis Salazar.....3B		Garry Templeton.....SS	
John Curtis.....LHP		Juan Eichelberger.....RHP		Tim Lollar.....LHP		Eric Show.....RHP	
April 9, 1985		April 7, 1986		April 6, 1987		April 5, 1988	
SAN DIEGO	3	SAN DIEGO	1	SAN DIEGO	3	SAN DIEGO	3
SAN FRANCISCO	4	LOS ANGELES	2	SAN FRANCISCO	4	HOUSTON	6
Attendance-52,714		Attendance-49,444		Attendance-52,020 (12 inn.)		Attendance-39,906	
Jerry Davis.....LF		Bip Roberts.....2B		Marvell Wynne.....CF		Stan Jefferson.....CF	
Mario Ramirez.....2B		Tony Gwynn.....RF		Garry Templeton.....SS		Tony Gwynn.....RF	
Tony Gwynn.....RF		Kevin McReynolds.....CF		Tony Gwynn.....RF		Keith Moreland.....LF	
Steve Garvey.....1B		Steve Garvey.....1B		Carmelo Martinez.....LF		John Kruk.....1B	
Kevin McReynolds.....CF		Carmelo Martinez.....LF		Kevin Mitchell.....3B		Randy Ready.....2B	
Terry Kennedy.....C		Garry Templeton.....SS		Steve Garvey.....1B		Benito Santiago.....C	
Jerry Royster.....3B		Terry Kennedy.....C		Benito Santiago.....C		Chris Brown.....3B	
Garry Templeton.....SS		Jerry Royster.....3B		Joey Cora.....2B		Garry Templeton.....SS	
LaMarr Hoyt.....RHP		Eric Show.....RHP		Eric Show.....RHP		Ed Whitson.....RHP	

HISTORY & RECORDS

OPENING DAY HISTORY

April 3, 1989		April 9, 1990		April 9, 1991		April 6, 1992	
SAN FRANCISCO	5	SAN DIEGO	2	SAN FRANCISCO	4	SAN DIEGO	4
SAN DIEGO	3	LOS ANGELES	4	SAN DIEGO	7	CINCINNATI	3
Attendance-52,763		Attendance-48,686		Attendance-48,089		Attendance-55,356	
Roberto Alomar.....2B		Bip Roberts.....3B		Bip Roberts.....2B		Tony Fernandez.....SS	
Tim Flannery.....3B		Roberto Alomar.....2B		Tony Fernandez.....SS		Tony Gwynn.....RF	
Tony Gwynn.....CF		Tony Gwynn.....RF		Tony Gwynn.....RF		Gary Sheffield.....3B	
Jack Clark.....1B		Jack Clark.....1B		Fred McGriff.....1B		Fred McGriff.....1B	
Carmelo Martinez.....LF		Joe Carter.....CF		Benito Santiago.....C		Benito Santiago.....C	
John Kruk.....RF		Fred Lynn.....LF		Jack Clark.....LF		Jerald Clark.....LF	
Benito Santiago.....C		Benito Santiago.....C		Jim Presley.....3B		Darrin Jackson.....CF	
Garry Templeton.....SS		Garry Templeton.....SS		Shawn Abner.....CF		Kurt Stillwell.....2B	
Eric Show.....RHP		Bruce Hurst.....LHP		Ed Whitson.....RHP		Bruce Hurst.....LHP	
April 6, 1993		April 4, 1994		April 26, 1995		April 1, 1996	
SAN DIEGO	4	ATLANTA	4	HOUSTON	10	SAN DIEGO	4
PITTSBURGH	9	SAN DIEGO	1	SAN DIEGO	2	CHICAGO	5
Attendance-44,103		Attendance-42,251		Attendance-38,124		Attendance-38,734 (10 inn.)	
Tony Gwynn.....RF		Bip Roberts.....2B		Bip Roberts.....LF		Rickey Henderson.....LF	
Jeff Gardner.....2B		Ricky Gutierrez.....SS		Steve Finley.....CF		Steve Finley.....CF	
Gary Sheffield.....3B		Tony Gwynn.....RF		Tony Gwynn.....RF		Tony Gwynn.....RF	
Fred McGriff.....1B		Phil Plantier.....LF		Eddie Williams.....1B		Ken Caminiti.....3B	
Phil Plantier.....LF		Derek Bell.....CF		Ken Caminiti.....3B		Wally Joyner.....1B	
Derek Bell.....CF		Archi Cianfrocco.....3B		Andujar Cedeno.....SS		Brad Ausmus.....C	
Dan Walters.....C		Dave Staton.....1B		Jody Reed.....2B		Andujar Cedeno.....SS	
Craig Shipley.....SS		Brad Ausmus.....C		Brad Ausmus.....C		Jody Reed.....2B	
Andy Benes.....RHP		Andy Benes.....RHP		Andy Benes.....RHP		Andy Ashby.....RHP	
April 1, 1997		March 31, 1998		April 4, 1999-Monterrey, Mex		April 3, 2000	
NEW YORK	5	SAN DIEGO	10	COLORADO	8	SAN DIEGO	1
SAN DIEGO	12	CINCINNATI	2	SAN DIEGO	2	NEW YORK	2
Attendance-43,005		Attendance-54,578		Attendance-27,104		Attendance-52,308	
Quilvio Veras.....2B		Quilvio Veras.....2B		Quilvio Veras.....2B		Al Martin.....LF	
Tony Gwynn.....RF		Steve Finley.....CF		Reggie Sanders.....LF		Damian Jackson.....SS	
Steve Finley.....CF		Tony Gwynn.....RF		Tony Gwynn.....RF		Tony Gwynn.....RF	
Ken Caminiti.....3B		Ken Caminiti.....3B		Wally Joyner.....1B		Phil Nevin.....3B	
Greg Vaughn.....LF		Greg Vaughn.....LF		Greg Myers.....C		Ryan Klesko.....1B	
Wally Joyner.....1B		Wally Joyner.....1B		George Arias.....3B		Bret Boone.....2B	
John Flaherty.....C		Carlos Hernandez.....C		Ruben Rivera.....CF		Ruben Rivera.....CF	
Chris Gomez.....SS		Chris Gomez.....SS		Chris Gomez.....SS		Carlos Hernandez.....C	
Joey Hamilton.....RHP		Kevin Brown.....RHP		Andy Ashby.....RHP		Sterling Hitchcock.....LHP	
April 2, 2001		April 1, 2002		March 31, 2003		April 5, 2004	
SAN DIEGO	2	SAN DIEGO	0	SAN FRANCISCO	5	SAN DIEGO	8
SAN FRANCISCO	3	ARIZONA	2	SAN DIEGO	2	LOS ANGELES	2
Attendance-40,930		Attendance-47,025		Attendance-61,707		Attendance-53,850	
Damian Jackson.....2B		D'Angelo Jimenez.....2B		Mark Loretta.....2B		Sean Burroughs.....3B	
Mark Kotsay.....CF		Mark Kotsay.....CF		Mark Kotsay.....CF		Mark Loretta.....2B	
Ryan Klesko.....1B		Ron Gant.....LF		Rondell White.....LF		Brian Giles.....RF	
Phil Nevin.....3B		Phil Nevin.....1B		Ryan Klesko.....1B		Phil Nevin.....1B	
Tony Gwynn.....RF		Bubba Trammell.....RF		Xavier Nady.....RF		Ryan Klesko.....LF	
Mike Darr.....LF		Deivi Cruz.....SS		Sean Burroughs.....3B		Jay Payton.....CF	
Wiki Gonzalez.....C		Wiki Gonzalez.....C		Gary Bennett.....C		Ramon Hernandez.....C	
Chris Gomez.....SS		Ramon Vazquez.....3B		Ramon Vazquez.....SS		Khalil Greene.....SS	
Woody Williams.....RHP		Kevin Jarvis.....RHP		Brian Lawrence.....RHP		Brian Lawrence.....RHP	



HISTORY & RECORDS

OPENING DAY HISTORY

April 4, 2005		April 3, 2006		April 3, 2007		March 31, 2008	
SAN DIEGO	10	SAN FRANCISCO	1	SAN DIEGO	7	HOUSTON	0
COLORADO	12	SAN DIEGO	6	SAN FRANCISCO	0	SAN DIEGO	4
Attendance-47,661		Attendance-43,767		Attendance-42,773		Attendance-44,965	
Khalil Greene.....SS		Dave Roberts.....CF		Marcus Giles.....2B		Brian Giles.....RF	
Mark Loretta.....2B		Eric Young.....LF		Brian Giles.....RF		Tadahito Iguchi.....2B	
Brian Giles.....RF		Brian Giles.....RF		Mike Cameron.....CF		Kevin Kouzmanoff.....3B	
Phil Nevin.....1B		Mike Piazza.....C		Adrian Gonzalez.....1B		Adrian Gonzalez.....1B	
Ryan Klesko.....LF		Adrian Gonzalez.....1B		Josh Bard.....C		Scott Hairston.....CF	
Ramon Hernandez.....C		Khalil Greene.....SS		Khalil Greene.....SS		Khalil Greene.....SS	
Xavier Nady.....CF		Vinny Castilla.....3B		Kevin Kouzmanoff.....3B		Josh Bard.....C	
Sean Burroughs.....3B		Josh Barfield.....2B		Jose Cruz Jr.....LF		Paul McNulty.....LF	
Woody Williams.....RHP		Jake Peavy.....RHP		Jake Peavy.....RHP		Jake Peavy.....RHP	
April 6, 2009		April 5, 2010		March 31, 2011		April 5, 2012	
LOS ANGELES	4	SAN DIEGO	3	SAN DIEGO	5	LOS ANGELES	5
SAN DIEGO	1	ARIZONA	6	ST. LOUIS	3	SAN DIEGO	3
Attendance-45,496		Attendance-49,059		Attendance-46,368		Attendance-42,941	
Jody Gerut.....CF		Tony Gwynn.....CF		Will Venable.....RF		Cameron Maybin.....CF	
David Eckstein.....2B		David Eckstein.....2B		Jason Bartlett.....SS		Chris Denorfia.....RF	
Brian Giles.....RF		Adrian Gonzalez.....1B		Orlando Hudson.....2B		Chase Headley.....3B	
Adrian Gonzalez.....1B		Kyle Blanks.....LF		Brad Hawpe.....1B		Jesus Guzman.....LF	
Kevin Kouzmanoff.....3B		Chase Headley.....3B		Ryan Ludwick.....LF		Nick Hundley.....C	
Chase Headley.....LF		Will Venable.....RF		Chase Headley.....3B		Yonder Alonso.....1B	
Henry Blanco.....C		Nick Hundley.....C		Cameron Maybin.....CF		Orlando Hudson.....2B	
Luis Rodriguez.....SS		Everth Cabrera.....SS		Nick Hundley.....C		Jason Bartlett.....SS	
Jake Peavy.....RHP		Jon Garland.....RHP		Tim Stauffer.....RHP		Edinson Volquez.....RHP	
April 1, 2013							
SAN DIEGO	2						
NEW YORK	11						
Attendance-41,053							
Chris Denorfia.....RF							
Everth Cabrera.....SS							
Yonder Alonso.....1B							
Carlos Quentin.....LF							
Jedd Gyorko.....2B							
Nick Hundley.....C							
Cameron Maybin.....CF							
Cody Ransom.....3B							
Edinson Volquez.....RHP							

OPENING DAY STARTERS

YEAR	STARTER	YEAR	STARTER	YEAR	STARTER
1969:	Dick Selma, RHP	1986:	Eric Show, RHP	2003:	Brian Lawrence, RHP
1970:	Pat Dobson, RHP	1987:	Eric Show, RHP	2004:	Brian Lawrence, RHP
1971:	Tom Phoebus, RHP	1988:	Ed Whitson, RHP	2005:	Woody Williams, RHP
1972:	Clay Kirby, RHP	1989:	Eric Show, RHP	2006:	Jake Peavy, RHP
1973:	Clay Kirby, RHP	1990:	Bruce Hurst, LHP	2007:	Jake Peavy, RHP
1974:	Bill Greif, RHP	1991:	Ed Whitson, RHP	2008:	Jake Peavy, RHP
1975:	Randy Jones, LHP	1992:	Bruce Hurst, LHP	2009:	Jake Peavy, RHP
1976:	Randy Jones, LHP	1993:	Andy Benes, RHP	2010:	Jon Garland, RHP
1977:	Randy Jones, LHP	1994:	Andy Benes, RHP	2011:	Tim Stauffer, RHP
1978:	Gaylord Perry, RHP	1995:	Andy Benes, RHP	2012:	Edinson Volquez, RHP
1979:	Gaylord Perry, RHP	1996:	Andy Ashby, RHP	2013:	Edinson Volquez, RHP
1980:	Randy Jones, LHP	1997:	Joey Hamilton, RHP		
1981:	John Curtis, LHP	1998:	Kevin Brown, RHP		
1982:	Juan Eichelberger, RHP	1999:	Andy Ashby, RHP		
1983:	Tim Lollar, LHP	2000:	Sterling Hitchcock, LHP		
1984:	Eric Show, RHP	2001:	Woody Williams, RHP		
1985:	LaMarr Hoyt, RHP	2002:	Kevin Jarvis, RHP		

HISTORY & RECORDS

OPENING DAY HISTORY

The Padres are 20-25 on Opening Day; 12-9 in season openers played in San Diego, 8-15 on the road and 0-1 in season openers played at a neutral site (an 8-2 loss to the Colorado Rockies in 1999 in Monterrey, Mexico).

The Padres are 23-22 in home openers. They have opened the season at home 21 times (most recently in 2012) but only 11 times since 1985. They were 9-7 in season openers in Mission Valley at Qualcomm Stadium.

A closer look at the Padres home openers:

YEAR	OPPONENT	RESULT	ATTENDANCE
1969*	Houston	W, 2-1	23,370
1970*	Atlanta	W, 8-3	25,215
1971*	San Francisco	L, 0-4	34,554
1972*	Atlanta	W, 6-5	16,655
1973*	Los Angeles	W, 4-2	32,019
1974	Houston	L, 5-9	39,083
1975*	San Francisco	L, 0-2 (10)	17,670
1976*	Atlanta	W, 8-2	44,728
1977	San Francisco	W, 4-3	46,375
1978	San Francisco	L, 2-3	45,901
1979	Cincinnati	L, 2-4	44,858
1980*	San Francisco	W, 6-4	29,535
1981	Cincinnati	L, 1-7	36,391
1982*	Atlanta	L, 0-1	30,188
1983	San Francisco	L, 5-6	45,397
1984*	Pittsburgh	W, 5-1	44,553
1985	San Francisco	W, 8-3	54,490
1986	Cincinnati	W, 4-3 (11)	52,934
1987	San Francisco	L, 6-13	48,686
1988	Los Angeles	W, 5-3	52,395
1989*	San Francisco	L, 3-5	52,763
1990	Los Angeles	L, 0-1	54,098
1991*	San Francisco	W, 7-4	48,089
1992	Los Angeles	L, 3-6	51,280
1993	Pittsburgh	L, 2-4	46,192
1994*	Atlanta	L, 1-4	42,251
1995*	Houston	L, 2-10	38,124
1996	Florida	W, 9-2	44,470
1997*	New York (NL)	W, 12-5	43,005
1998	Cincinnati	W, 3-2 (10)	55,454
1999^	Colorado	L, 2-8	27,104
2000	Arizona	L, 4-8	60,021
2001	San Francisco	L, 6-11	61,277
2002	Arizona	W, 8-0	59,103
2003*	San Francisco	L, 2-5	61,707
2004+	San Francisco	W, 4-3 (10)	41,400
2005	Pittsburgh	W, 1-0 (12)	43,538
2006*	San Francisco	W, 6-1	43,767
2007	Colorado	L, 3-4	44,267
2008*	Houston	W, 4-0	44,965
2009*	Los Angeles (NL)	L, 1-4	45,496
2010	Atlanta	W, 17-2	42,843
2011	San Francisco	W, 3-1	43,146
2012*	Los Angeles (NL)	L, 3-5	42,941
2013	Los Angeles (NL)	W, 9-3	44,436

*Home opener was season opener

^Home opener was played in Monterrey, Mexico

+Opening game at Petco Park

ROOKIE OPENING DAY STARTERS

YEAR (#)	STARTERS
1969 (1):	Rafael Robles, SS
1970 (2):	Van Kelly, 3B Jerry Morales, LF
1972 (1):	Derrel Thomas, 2B
1973 (3):	Bob Davis, C John Grubb, CF Dave Hilton, 3B
1977 (3):	Bill Almon, SS Mike Champion, 2B Gene Richards, LF
1978 (1):	Ozzie Smith, SS
1979 (1):	Barry Evans, 3B
1981 (2):	Randy Bass, 1B Juan Bonilla, 2B
1984 (1):	Carmelo Martinez, LF
1985 (1):	Jerry Davis, LF
1986 (1):	Bip Roberts, 2B
1987 (2):	Joey Cora, 2B Benito Santiago, C
1993 (1):	Jeff Gardner, 2B
1994 (1):	Dave Staton, 1B
2002 (1):	Ramon Vazquez, 3B
2003 (1):	Xavier Nady, RF
2004 (1):	Khalil Greene, SS
2006 (1):	Josh Barfield, 2B
2007 (1):	Kevin Kouzmanoff, 3B
2012 (1):	Yonder Alonso, 1B
2013 (1):	Jedd Gyorko, 2B

Players in bold made their Major League debuts as Opening Day starters.



HISTORY & RECORDS

ANNUAL BATTING TOTALS

YEAR	AVG.	R	H	2B	3B	HR	RBI	SB
1969	.225	468	1203	180	42	99	431	45
1970	.246	681	1353	208	36	172	629	60
1971	.233	486	1250	184	31	96	447	70
1972	.227	488	1181	168	38	102	452	78
1973	.244	548	1330	198	26	112	516	88
1974	.229	541	1239	196	27	99	506	85
1975	.244	552	1324	215	22	78	505	85
1976	.247	570	1327	216	37	64	528	92
1977	.249	692	1397	245	49	120	652	133
1978	.252	591	1349	208	42	75	542	152
1979	.242	603	1316	193	53	93	559	100
1980	.255	591	1410	195	43	67	546	*239
1981	.256	382	963	170	35	32	350	83
1982	.257	675	1435	217	#52	81	611	165
1983	.250	653	1384	207	34	93	592	179
1984	.259	686	1425	207	42	109	629	152
1985	.255	650	1405	241	28	109	611	60
1986	.261	656	1442	239	25	136	629	96
1987	.260	668	1419	209	48	113	621	198
1988	.247	594	1325	205	35	94	566	123
1989	.251	642	1360	215	32	120	598	136
1990	.257	673	1429	243	35	123	628	138
1991	.244	636	1321	204	36	121	591	101
1992	.255	617	1396	255	30	135	576	69
1993	.252	679	1386	239	28	153	633	92
1994	.275	479	1117	200	19	92	445	79
1995	.272	668	1345	231	20	116	618	124
1996	.265	771	1499	285	24	147	718	109
1997	.271	795	1519	275	16	152	761	140
1998	.253	749	1390	292	30	167	715	79
1999	.252	710	1360	256	22	153	671	*174
2000	.254	752	1413	279	37	157	714	131
2001	.252	789	1379	273	26	161	753	129
2002	.253	662	1393	243	29	136	627	71
2003	.261	678	1442	257	32	128	641	76
2004	.273	768	1521	304	32	159	722	52
2005	.257	684	1416	269	39	130	655	99
2006	.263	731	1465	298	38	161	698	123
2007	.251	741	1408	322	31	171	704	55
2008	.250	637	1390	264	27	154	615	36
2009	.242	638	1315	265	31	141	605	82
2010	.246	665	1338	236	24	132	630	124
2011	.237	593	1284	247	42	91	563	*170
2012	.247	651	1339	272	43	121	610	155
2013	.245	618	1349	246	26	146	578	118

Blue Indicates Club Record

* Led League

Tied for League Lead

HISTORY & RECORDS

ANNUAL PITCHING TOTALS

YEAR	W	L	ERA	CG	SV	SHO	H	R	ER	HR	BB	SO
1969	52	110	4.24	16	25	9	1454	746	670	113	592	764
1970	63	99	4.36	24	32	9	1483	788	697	149	611	886
1971	61	100	3.22	47	17	10	1351	610	515	93	559	923
1972	58	95	3.78	39	19	17	1350	665	589	121	618	960
1973	60	102	4.16	34	23	10	1461	770	661	157	548	845
1974	60	102	4.58	25	19	7	1536	830	736	124	715	855
1975	71	91	3.48	40	20	12	1494	683	566	99	521	713
1976	73	89	3.65	47	18	11	1368	662	581	87	543	652
1977	69	93	4.43	6	44	5	1556	834	722	160	673	827
1978	84	78	3.28	21	*55	10	1385	598	522	74	483	744
1979	68	93	3.69	29	25	7	1438	681	596	108	513	779
1980	73	89	3.65	19	39	9	1474	654	595	97	536	728
1981	41	69	3.72	9	23	6	1013	455	414	64	414	492
1982	81	81	3.52	20	41	11	1348	658	578	139	502	765
1983	81	81	3.62	23	44	5	1389	653	590	144	528	850
1984	92	70	3.48	13	44	*17	1327	634	565	122	563	812
1985	83	79	3.40	26	44	19	1399	622	549	127	*443	727
1986	74	88	3.99	13	32	7	1406	723	640	150	607	934
1987	65	97	4.27	14	33	10	1402	763	680	175	602	897
1988	83	78	3.28	30	39	9	1332	583	528	112	439	885
1989	89	73	3.38	21	52	11	1359	626	547	133	481	933
1990	75	87	3.68	21	35	12	1437	673	597	147	507	928
1991	84	78	3.57	14	47	11	1385	646	577	139	457	921
1992	82	80	3.56	9	46	11	1444	636	578	111	439	971
1993	61	101	4.23	8	32	6	1470	772	675	148	558	957
1994	47	70	4.08	8	27	6	1008	531	474	99	393	862
1995	70	74	4.13	6	35	10	1242	672	590	142	512	1047
1996	91	71	3.72	5	47	11	1395	682	616	147	506	1194
1997	76	86	4.98	5	43	0	1581	891	802	172	596	1059
1998	98	64	3.63	14	*59	11	1384	635	587	139	501	1217
1999	74	88	4.47	5	43	6	1454	781	705	193	529	1078
2000	76	86	4.52	5	46	5	1443	815	733	191	649	1071
2001	79	83	4.52	5	46	1	1519	812	724	219	476	1088
2002	66	96	4.62	5	40	2	1522	815	737	177	582	1108
2003	64	98	4.87	2	31	10	1458	831	774	208	611	1091
2004	87	75	4.03	3	44	8	1460	705	645	184	422	1079
2005	82	80	4.13	4	45	8	1452	726	668	146	503	1133
2006	88	74	*3.87	4	*50	11	1385	*679	*629	176	468	1097
2007	89	74	*3.70	1	45	*20	1406	*666	*611	119	*474	1136
2008	63	99	4.41	3	30	6	1466	764	714	165	561	1100
2009	75	87	4.37	2	45	9	1422	769	704	167	603	1187
2010	90	72	3.39	2	49	20	1305	*581	549	139	517	1295
2011	71	91	3.42	0	44	10	1324	611	551	125	521	1139
2012	76	86	4.01	4	43	11	1356	710	640	162	539	1205
2013	76	86	3.98	3	40	6	1407	700	643	156	525	1171

HISTORY & RECORDS

Blue Indicates Club Best

* Led League

Tied for League Lead



HISTORY & RECORDS

ANNUAL BATTING LEADERS

BATTING AVERAGE		HITS		HOME RUNS	
1969	Ollie Brown.....264	1969	Ollie Brown.....150	1969	Nate Colbert.....24
1970	Clarence Gaston.....318	1970	Clarence Gaston.....186	1970	Nate Colbert.....38
1971	Ollie Brown.....273	1971	Nate Colbert.....149	1971	Nate Colbert.....27
1972	Clarence Gaston.....269	1972	Nate Colbert.....141	1972	Nate Colbert.....38
1973	Dave Roberts.....286	1973	Colbert & Kendall.....143	1973	Nate Colbert.....22
1974	John Grubb.....286	1974	Dave Winfield.....132	1974	Willie McCovey.....22
1975	Tito Fuentes.....280	1975	Tito Fuentes.....158	1975	Willie McCovey.....23
1976	Mike Ivie.....291	1976	Dave Winfield.....139	1976	Dave Winfield.....13
1977	George Hendrick.....311	1977	Dave Winfield.....169	1977	Dave Winfield.....25
1978	Dave Winfield.....308	1978	Dave Winfield.....181	1978	Dave Winfield.....24
1979	Dave Winfield.....308	1979	Dave Winfield.....184	1979	Dave Winfield.....34
1980	Gene Richards.....301	1980	Gene Richards.....193	1980	Dave Winfield.....20
1981	Luis Salazar.....303	1981	Luis Salazar.....121	1981	Jim Lefebvre.....8
1982	Terry Kennedy.....295	1982	Terry Kennedy.....166	1982	Terry Kennedy.....21
1983	Terry Kennedy.....284	1983	Terry Kennedy.....156	1983	Terry Kennedy.....17
1984	Tony Gwynn.....*351	1984	Tony Gwynn.....*213	1984	McReynolds & Nettles.....20
1985	Tony Gwynn.....317	1985	Tony Gwynn.....197	1985	Carmelo Martinez.....21
1986	Tony Gwynn.....329	1986	Tony Gwynn.....*211	1986	Kevin McReynolds.....26
1987	Tony Gwynn.....*370	1987	Tony Gwynn.....*218	1987	John Kruk.....20
1988	Tony Gwynn.....*313	1988	Tony Gwynn.....163	1988	Carmelo Martinez.....18
1989	Tony Gwynn.....*336	1989	Tony Gwynn.....*203	1989	Jack Clark.....26
1990	Gwynn & Roberts.....309	1990	Tony Gwynn.....177	1990	Jack Clark.....25
1991	Tony Gwynn.....317	1991	Tony Gwynn.....168	1991	Fred McGriff.....31
1992	Gary Sheffield.....*330	1992	Gary Sheffield.....184	1992	Fred McGriff.....*35
1993	Tony Gwynn.....358	1993	Tony Gwynn.....175	1993	Phil Plantier.....34
1994	Tony Gwynn.....*394	1994	Tony Gwynn.....*165	1994	Phil Plantier.....18
1995	Tony Gwynn.....*368	1995	Tony Gwynn.....#197	1995	Ken Caminiti.....26
1996	Tony Gwynn.....*353	1996	Steve Finley.....195	1996	Ken Caminiti.....40
1997	Tony Gwynn.....*372	1997	Tony Gwynn.....*220	1997	Steve Finley.....28
1998	Tony Gwynn.....321	1998	Greg Vaughn.....156	1998	Greg Vaughn.....50
1999	Tony Gwynn.....339	1999	Tony Gwynn.....139	1999	Reggie Sanders.....26
2000	Phil Nevin.....303	2000	Eric Owens.....171	2000	Phil Nevin.....31
2001	Phil Nevin.....306	2001	Phil Nevin.....167	2001	Phil Nevin.....41
2002	Ryan Klesko.....300	2002	Mark Kotsay.....169	2002	Ryan Klesko.....29
2003	Mark Loretta.....314	2003	Mark Loretta.....185	2003	Ryan Klesko.....21
2004	Mark Loretta.....335	2004	Mark Loretta.....208	2004	Phil Nevin.....26
2005	Brian Giles.....301	2005	Brian Giles.....164	2005	Ryan Klesko.....18
2006	Adrian Gonzalez.....304	2006	Adrian Gonzalez.....173	2006	Adrian Gonzalez.....24
2007	Adrian Gonzalez.....282	2007	Adrian Gonzalez.....182	2007	Adrian Gonzalez.....30
2008	Brian Giles.....306	2008	Adrian Gonzalez.....172	2008	Adrian Gonzalez.....36
2009	Adrian Gonzalez.....277	2009	Adrian Gonzalez.....153	2009	Adrian Gonzalez.....40
2010	Adrian Gonzalez.....298	2010	Adrian Gonzalez.....176	2010	Adrian Gonzalez.....31
2011	Cameron Maybin.....264	2011	Bartlett & Maybin.....136	2011	Ryan Ludwick.....11
2012	Chase Headley.....286	2012	Chase Headley.....173	2012	Chase Headley.....31
2013	Chris Denorfia.....279	2013	Chris Denorfia.....132	2013	Jedd Gyorko.....23

Single season averages based on a minimum 502 plate appearances.

Blue Indicates Club Record

* Led League

Tied for League Lead



Tony Gwynn led the Padres in batting 15 times, including a .329 average in 1986

HISTORY & RECORDS

ANNUAL BATTING LEADERS

DOUBLES			TRIPLES			RUNS BATTED IN		
1969	Al Ferrara.....	22	1969	Nate Colbert.....	9	1969	Nate Colbert.....	66
1970	Ollie Brown.....	34	1970	Clarence Gaston.....	9	1970	Clarence Gaston.....	93
1971	Nate Colbert.....	25	1971	Clarence Gaston.....	9	1971	Nate Colbert.....	84
1972	Nate Colbert.....	27	1972	Lee & Morales.....	7	1972	Nate Colbert.....	111
1973	Nate Colbert.....	25	1973	Clarence Gaston.....	4	1973	Nate Colbert.....	80
1974	Derrel Thomas.....	24	1974	Derrel Thomas.....	6	1974	Dave Winfield.....	75
1975	John Grubb.....	36	1975	Bobby Tolan.....	4	1975	Dave Winfield.....	76
1976	Dave Winfield.....	26	1976	Willie Davis.....	10	1976	Mike Ivie.....	70
1977	Ivie & Winfield.....	29	1977	Almon & Richards.....	11	1977	Dave Winfield.....	92
1978	Dave Winfield.....	30	1978	Gene Richards.....	*12	1978	Dave Winfield.....	97
1979	Dave Winfield.....	29	1979	Dave Winfield.....	10	1979	Dave Winfield.....	*118
1980	Gene Richards.....	26	1980	Gene Richards.....	8	1980	Dave Winfield.....	87
1981	Ruppert Jones.....	34	1981	Gene Richards.....	12	1981	Gene Richards.....	42
1982	Terry Kennedy.....	42	1982	Richards & Templeton.....	8	1982	Terry Kennedy.....	97
1983	Terry Kennedy.....	27	1983	Juan Bonilla.....	4	1983	Terry Kennedy.....	98
1984	Carmelo Martinez.....	28	1984	Tony Gwynn.....	10	1984	Steve Garvey.....	86
1985	Steve Garvey.....	34	1985	Steve Garvey.....	6	1985	Steve Garvey.....	81
1986	Tony Gwynn.....	33	1986	Tony Gwynn.....	7	1986	Kevin McReynolds.....	96
1987	Tony Gwynn.....	36	1987	Tony Gwynn.....	13	1987	John Kruk.....	91
1988	Roberto Alomar.....	24	1988	Garry Templeton.....	7	1988	Tony Gwynn.....	70
1989	Alomar & Gwynn.....	27	1989	Bip Roberts.....	8	1989	Jack Clark.....	94
1990	Bip Roberts.....	36	1990	Tony Gwynn.....	10	1990	Joe Carter.....	115
1991	Fernandez & Gwynn.....	27	1991	Tony Gwynn.....	11	1991	Fred McGriff.....	106
1992	Gary Sheffield.....	34	1992	Jerald Clark.....	6	1992	Fred McGriff.....	104
1993	Tony Gwynn.....	41	1993	Jeff Gardner.....	7	1993	Phil Plantier.....	100
1994	Tony Gwynn.....	35	1994	Bip Roberts.....	5	1994	Tony Gwynn.....	64
1995	Caminiti & Gwynn.....	33	1995	Steve Finley.....	8	1995	Ken Caminiti.....	94
1996	Steve Finley.....	45	1996	Steve Finley.....	9	1996	Ken Caminiti.....	130
1997	Tony Gwynn.....	49	1997	Steve Finley.....	5	1997	Tony Gwynn.....	119
1998	Steve Finley.....	40	1998	Steve Finley.....	6	1998	Greg Vaughn.....	119
1999	Gwynn & Nevin.....	27	1999	Eric Owens.....	3	1999	Phil Nevin.....	85
2000	Phil Nevin.....	34	2000	Eric Owens.....	7	2000	Phil Nevin.....	107
2001	Phil Nevin.....	41	2001	Jackson & Klesko.....	6	2001	Phil Nevin.....	126
2002	Ryan Klesko.....	39	2002	Mark Kotsay.....	7	2002	Ryan Klesko.....	95
2003	Kotsay & Loretta.....	28	2003	Sean Burroughs.....	6	2003	Mark Loretta.....	72
2004	Brian Giles.....	33	2004	Brian Giles.....	7	2004	Phil Nevin.....	105
2005	Brian Giles.....	38	2005	Dave Roberts.....	10	2005	Brian Giles.....	83
2006	Adrian Gonzalez.....	38	2006	Dave Roberts.....	13	2006	Cameron & Giles.....	83
2007	Adrian Gonzalez.....	46	2007	Mike Cameron.....	6	2007	Adrian Gonzalez.....	100
2008	Brian Giles.....	40	2008	Gerut, Giles & Kouzmanoff.....	4	2008	Adrian Gonzalez.....	119
2009	Headley & Kouzmanoff.....	31	2009	Everth Cabrera.....	8	2009	Adrian Gonzalez.....	99
2010	Adrian Gonzalez.....	33	2010	Will Venable.....	7	2010	Adrian Gonzalez.....	101
2011	Chase Headley.....	28	2011	Cameron Maybin.....	8	2011	Ryan Ludwick.....	64
2012	Yonder Alonso.....	39	2012	Will Venable.....	8	2012	Chase Headley.....	*115
2013	Chase Headley.....	35	2013	Will Venable.....	8	2013	Jedd Gyorko.....	63

Blue Indicates Club Record

* Led League

Tied for League Lead



Ken Caminiti drove in a franchise-record 130 RBI en route to earning National League MVP honors in 1996



HISTORY & RECORDS

ANNUAL BATTING LEADERS

EXTRA-BASE HITS			RUNS			STOLEN BASES		
1969	Nate Colbert	53	1969	Ollie Brown	76	1969	Jose Arcia	14
1970	Nate Colbert	61	1970	Clarence Gaston	92	1970	Dave Campbell	18
1971	Nate Colbert	55	1971	Nate Colbert	81	1971	Enzo Hernandez	21
1972	Nate Colbert	67	1972	Nate Colbert	87	1972	Enzo Hernandez	24
1973	Nate Colbert	49	1973	Nate Colbert	73	1973	Hernandez & Thomas	15
1974	McCovey & Winfield	42	1974	Dave Winfield	57	1974	Enzo Hernandez	37
1975	John Grubb	42	1975	Dave Winfield	74	1975	Dave Winfield	23
1976	Dave Winfield	43	1976	Dave Winfield	81	1976	Dave Winfield	26
1977	Dave Winfield	61	1977	Dave Winfield	104	1977	Gene Richards	56
1978	Dave Winfield	59	1978	Gene Richards	90	1978	Ozzie Smith	40
1979	Dave Winfield	71	1979	Dave Winfield	97	1979	Ozzie Smith	28
1980	Dave Winfield	51	1980	Gene Richards	91	1980	Gene Richards	61
1981	Ruppert Jones	39	1981	Jones & Smith	53	1981	Ozzie Smith	22
1982	Terry Kennedy	64	1982	Garry Templeton	76	1982	Alan Wiggins	33
1983	Terry Kennedy	45	1983	Alan Wiggins	83	1983	Alan Wiggins	66
1984	Kevin McReynolds	52	1984	Alan Wiggins	106	1984	Alan Wiggins	70
1985	Steve Garvey	57	1985	Tony Gwynn	90	1985	Garry Templeton	16
1986	Kevin McReynolds	63	1986	Tony Gwynn	#107	1986	Tony Gwynn	37
1987	Tony Gwynn	56	1987	Tony Gwynn	119	1987	Tony Gwynn	56
1988	Roberto Alomar	39	1988	Roberto Alomar	84	1988	Tony Gwynn	26
1989	Jack Clark	46	1989	Alomar & Gwynn	82	1989	Roberto Alomar	42
1990	Joe Carter	52	1990	Bip Roberts	104	1990	Bip Roberts	46
1991	Fred McGriff	51	1991	Fred McGriff	84	1991	Bip Roberts	26
1992	Gary Sheffield	70	1992	Gary Sheffield	87	1992	Tony Fernandez	20
1993	Fred McGriff	68	1993	Ricky Gutierrez	76	1993	Derek Bell	26
1994	Tony Gwynn	48	1994	Tony Gwynn	79	1994	Derek Bell	24
1995	Ken Caminiti	59	1995	Steve Finley	104	1995	Steve Finley	36
1996	Steve Finley	84	1996	Steve Finley	126	1996	Rickey Henderson	37
1997	Tony Gwynn	68	1997	Steve Finley	101	1997	Quilvio Veras	33
1998	Greg Vaughn	82	1998	Greg Vaughn	112	1998	Quilvio Veras	24
1999	Reggie Sanders	57	1999	Quilvio Veras	95	1999	Reggie Sanders	36
2000	Phil Nevin	66	2000	Ryan Klesko	88	2000	Eric Owens	29
2001	Phil Nevin	72	2001	Ryan Klesko	105	2001	Rickey Henderson	25
2002	Ryan Klesko	69	2002	Ryan Klesko	90	2002	Mark Kotsay	11
2003	Mark Loretta	45	2003	Mark Loretta	74	2003	Gary Matthews Jr	12
2004	Mark Loretta	65	2004	Mark Loretta	108	2004	Kerry Robinson	11
2005	Brian Giles	61	2005	Brian Giles	92	2005	Dave Roberts	23
2006	Mike Cameron	65	2006	Mike Cameron	88	2006	Dave Roberts	49
2007	Adrian Gonzalez	79	2007	Adrian Gonzalez	101	2007	Mike Cameron	18
2008	Adrian Gonzalez	69	2008	Adrian Gonzalez	103	2008	Tadahito Iguchi	8
2009	Adrian Gonzalez	69	2009	Adrian Gonzalez	90	2009	Everth Cabrera	25
2010	Adrian Gonzalez	64	2010	Adrian Gonzalez	87	2010	Will Venable	29
2011	Cameron Maybin	41	2011	Cameron Maybin	82	2011	Cameron Maybin	40
2012	Chase Headley	64	2012	Chase Headley	95	2012	Everth Cabrera	*44
2013	Will Venable	52	2013	Chris Denorfia	67	2013	Everth Cabrera	37

Blue indicates Padres single-season record

* Led League

Tied for League Lead



Everth Cabrera has led the club in stolen bases in 2012 and 2013, including an N.L.-high 44 in 2012.

HISTORY & RECORDS


ANNUAL PITCHING LEADERS

WINS		EARNED RUN AVERAGE		STRIKEOUTS	
1969	Niekro & Santorini..... 8	1969	Joe Niekro.....3.70	1969	Clay Kirby.....113
1970	Pat Dobson.....12	1970	Danny Coombs.....3.30	1970	Pat Dobson.....185
1971	Clay Kirby.....15	1971	Dave Roberts.....2.10	1971	Clay Kirby.....231
1972	Clay Kirby.....12	1972	Clay Kirby.....3.13	1972	Clay Kirby.....175
1973	Steve Arlin.....11	1973	Bill Greif.....3.21	1973	Clay Kirby.....129
1974	Freisleben, Greif, Hardy & Spillner..... 9	1974	Dave Freisleben.....3.65	1974	Bill Greif.....137
1975	Randy Jones.....20	1975	Randy Jones.....*2.24	1975	Dan Spillner.....104
1976	Randy Jones.....*22	1976	Randy Jones.....2.74	1976	Brent Storm.....103
1977	Bob Shirley.....12	1977	Bob Shirley.....3.70	1977	Bob Shirley.....146
1978	Gaylord Perry.....21	1978	Gaylord Perry.....2.72	1978	Gaylord Perry.....154
1979	Gaylord Perry.....12	1979	Gaylord Perry.....3.05	1979	Gaylord Perry.....140
1980	Shirley & Fingers.....11	1980	John Curtis.....3.51	1980	Steve Mura.....107
1981	Juan Eichelberger..... 8	1981	Juan Eichelberger.....3.51	1981	Juan Eichelberger.....81
1982	Tim Lollar.....16	1982	Tim Lollar.....3.13	1982	Tim Lollar.....150
1983	Eric Show.....15	1983	Dave Dravecky.....3.58	1983	Tim Lollar.....135
1984	Eric Show.....15	1984	Mark Thurmond.....2.97	1984	Tim Lollar.....131
1985	Andy Hawkins.....18	1985	Dave Dravecky.....2.93	1985	Eric Show.....141
1986	Hawkins & McCullers.....10	1986	Dave Dravecky.....3.07	1986	Andy Hawkins.....117
1987	Ed Whitson.....10	1987	Eric Show.....3.84	1987	Ed Whitson.....135
1988	Eric Show.....16	1988	Eric Show.....3.26	1988	Eric Show.....144
1989	Ed Whitson.....16	1989	Ed Whitson.....2.66	1989	Bruce Hurst.....179
1990	Ed Whitson.....14	1990	Ed Whitson.....2.60	1990	Bruce Hurst.....162
1991	Benes & Hurst.....15	1991	Andy Benes.....3.03	1991	Andy Benes.....167
1992	Bruce Hurst.....14	1992	Andy Benes.....3.35	1992	Andy Benes.....169
1993	Andy Benes.....15	1993	Andy Benes.....3.35	1993	Andy Benes.....179
1994	Joey Hamilton..... 9	1994	Joey Hamilton.....2.98	1994	Andy Benes.....*189
1995	Andy Ashby.....12	1995	Andy Ashby.....2.94	1995	Andy Ashby.....150
1996	Joey Hamilton.....15	1996	Fernando Valenzuela...3.62	1996	Joey Hamilton.....184
1997	Joey Hamilton.....12	1997	Andy Ashby.....4.13	1997	Andy Ashby.....144
1998	Kevin Brown.....18	1998	Kevin Brown.....2.38	1998	Kevin Brown.....257
1999	Andy Ashby.....14	1999	Andy Ashby.....3.80	1999	Sterling Hitchcock.....194
2000	Matt Clement.....13	2000	Woody Williams.....3.75	2000	Matt Clement.....170
2001	Kevin Jarvis.....12	2001	Kevin Jarvis.....4.79	2001	Kevin Jarvis.....133
2002	Brian Lawrence.....12	2002	Brian Lawrence.....3.69	2002	Brian Lawrence.....149
2003	Jake Peavy.....12	2003	Adam Eaton.....4.08	2003	Jake Peavy.....156
2004	Lawrence & Peavy.....15	2004	Jake Peavy.....*2.27	2004	Jake Peavy.....173
2005	Jake Peavy.....13	2005	Jake Peavy.....2.88	2005	Jake Peavy.....*216
2006	Woody Williams.....12	2006	Chris Young.....3.46	2006	Jake Peavy.....215
2007	Jake Peavy.....*19	2007	Jake Peavy.....*2.54	2007	Jake Peavy.....*240
2008	Jake Peavy.....10	2008	Jake Peavy.....2.85	2008	Jake Peavy.....166
2009	Kevin Correia.....12	2009	Kevin Correia.....3.91	2009	Kevin Correia.....142
2010	Garland, Latos & Richard..14	2010	Mat Latos.....2.92	2010	Mat Latos.....189
2011	Aaron Harang.....14	2011	Mat Latos.....3.47	2011	Mat Latos.....185
2012	Clayton Richard.....14	2012	Clayton Richard.....3.99	2012	Edinson Volquez.....174
2013	Eric Stults.....11	2013	Andrew Cashner.....3.09	2013	Eric Stults.....131

Blue indicates Club Record

* Led League

Tied for League Lead



Kevin Brown struck out a franchise-best 257 batters in 1998



HISTORY & RECORDS


ANNUAL PITCHING LEADERS

INNINGS PITCHED		COMPLETE GAMES		SHUTOUTS	
1969	Clay Kirby.....215.2	1969	Joe Niekro.....8	1969	Joe Niekro.....3
1970	Pat Dobson.....215.0	1970	Pat Dobson.....8	1970	David A. Roberts.....2
1971	Dave Roberts.....269.2	1971	Dave Roberts.....14	1971	Steve Arlin.....4
1972	Steve Arlin.....250.0	1972	Steve Arlin.....12	1972	Fred Norman.....6
1973	Bill Greif.....199.1	1973	Bill Greif.....9	1973	Arlin & Greif.....3
1974	Bill Greif.....226.0	1974	Bill Greif.....7	1974	Dan Spillner.....2
1975	Randy Jones.....285.0	1975	Randy Jones.....18	1975	Randy Jones.....6
1976	Randy Jones.....*315.1	1976	Randy Jones.....*25	1976	Randy Jones.....5
1977	Bob Shirley.....214.0	1977	Bob Owchinko.....3	1977	Bob Owchinko.....2
1978	Gaylord Perry.....260.2	1978	Randy Jones.....7	1978	Jones, Perry & Rasmus.....2
1979	Randy Jones.....263.0	1979	Gaylord Perry.....10	1979	Eric Rasmussen.....3
1980	John Curtis.....187.0	1980	John Curtis.....6	1980	Randy Jones.....3
1981	Juan Eichelberger.....141.1	1981	Chris Welsh.....4	1981	Chris Welsh.....2
1982	Tim Lollar.....232.2	1982	Juan Eichelberger.....8	1982	Lollar & Show.....2
1983	Eric Show.....200.2	1983	Dave Dravecky.....9	1983	Eric Show.....2
1984	Eric Show.....206.2	1984	Dravecky, Lollar, Show.....3	1984	Dravecky & Lollar.....2
1985	Eric Show.....233.0	1985	LaMarr Hoyt.....8	1985	LaMarr Hoyt.....3
1986	Andy Hawkins.....209.1	1986	Dravecky & Hawkins.....3	1986	Dravecky, Hawkins, Jones & Thurmond.....1
1987	Eric Show.....206.1	1987	Eric Show.....5	1987	Eric Show.....3
1988	Eric Show.....234.2	1988	Eric Show.....13	1988	Andy Hawkins.....2
1989	Bruce Hurst.....244.2	1989	Bruce Hurst.....10	1989	Bruce Hurst.....2
1990	Ed Whitson.....228.2	1990	Bruce Hurst.....9	1990	Bruce Hurst.....4
1991	Andy Benes.....223.0	1991	Benes & Hurst.....4	1991	Greg Harris.....2
1992	Andy Benes.....231.1	1992	Bruce Hurst.....6	1992	Bruce Hurst.....4
1993	Andy Benes.....230.2	1993	Benes & Gr. Harris.....4	1993	Andy Benes.....2
1994	Andy Benes.....172.1	1994	Andy Ashby.....4	1994	Andy Benes.....2
1995	Joey Hamilton.....204.1	1995	Ashby & Hamilton.....2	1995	Ashby & Hamilton.....2
1996	Joey Hamilton.....211.2	1996	Joey Hamilton.....3	1996	Joey Hamilton.....1
1997	Andy Ashby.....200.2	1997	Andy Ashby.....2	1997	None.....—
1998	Kevin Brown.....257.0	1998	Kevin Brown.....7	1998	Kevin Brown.....3
1999	Woody Williams.....208.1	1999	Andy Ashby.....4	1999	Andy Ashby.....3
2000	Matt Clement.....205.0	2000	Woody Williams.....4	2000	None.....—
2001	Bobby Jones.....195.0	2001	Adam Eaton.....2	2001	Kevin Jarvis.....1
2002	Brian Lawrence.....210.0	2002	Brett Tomko.....3	2002	Brian Lawrence.....2
2003	Brian Lawrence.....210.2	2003	Eaton & Lawrence.....1	2003	None.....—
2004	Brian Lawrence.....203.0	2004	Brian Lawrence.....2	2004	Brian Lawrence.....1
2005	Jake Peavy.....203.0	2005	Jake Peavy.....3	2005	Jake Peavy.....3
2006	Jake Peavy.....202.1	2006	Jake Peavy.....2	2006	Hensley & Park.....1
2007	Jake Peavy.....223.1	2007	Greg Maddux.....1	2007	None.....—
2008	Jake Peavy.....173.2	2008	Banks, Peavy & Young.....1	2008	None.....—
2009	Kevin Correia.....198.0	2009	Correia & Peavy.....1	2009	Kevin Correia.....1
2010	Clayton Richard.....201.2	2010	Latos & Richard.....1	2010	Latos & Richard.....1
2011	Mat Latos.....194.1	2011	None.....—	2011	None.....—
2012	Clayton Richard.....218.2	2012	Bass, Marquis, Richard.....1	2012	Marquis, Richard & Volquez.....1
2013	Eric Stults.....203.2	2013	& Volquez.....2	2013	Volquez.....1
					Andrew Cashner.....1

Blue Indicates Club Record

* Led League

Tied for League Lead



Randy Jones tossed a league-high 25 complete games in 1976 to establish a Padres record

HISTORY & RECORDS

ANNUAL PITCHING LEADERS

SAVES			GAMES STARTED			APPEARANCES		
1969	Billy McCool	7	1969	Clay Kirby	35	1969	Jack Baldschun	61
1970	Tom Dukes	10	1970	Kirby & Dobson	34	1970	Ron Herbel	64
1971	Al Severinsen	8	1971	Clay Kirby	36	1971	Al Severinsen	59
1972	Mike Corkins	6	1972	Steve Arlin	37	1972	Gary Ross	60
1973	Mike Caldwell	10	1973	Greif & Kirby	31	1973	Gary Ross	58
1974	Vicente Romo	9	1974	Bill Greif	35	1974	Larry Hardy	76
1975	Frisella & Greif	9	1975	Randy Jones	36	1975	Dave Tomlin	67
1976	Butch Metzger	16	1976	Randy Jones	40	1976	Butch Metzger	77
1977	Rollie Fingers	*35	1977	Bob Shirley	35	1977	Rollie Fingers	78
1978	Rollie Fingers	*37	1978	Gaylord Perry	37	1978	Rollie Fingers	67
1979	Rollie Fingers	13	1979	Randy Jones	39	1979	Rollie Fingers	54
1980	Rollie Fingers	23	1980	Curtis & Wise	27	1980	Rollie Fingers	66
1981	Gary Lucas	13	1981	Juan Eichelberger	24	1981	Gary Lucas	57
1982	Gary Lucas	13	1982	Tim Lollar	34	1982	Gary Lucas	65
1983	Gary Lucas	17	1983	Eric Show	33	1983	Luis DeLeon	63
1984	Rich Gossage	25	1984	Eric Show	35	1984	Gossage & Lefferts	62
1985	Rich Gossage	26	1985	Lollar & Whitson	31	1985	Craig Lefferts	60
1986	Rich Gossage	21	1986	Show & Whitson	34	1986	Craig Lefferts	83
1987	Lance McCullers	16	1987	Andy Hawkins	34	1987	Lance McCullers	78
1988	Mark Davis	28	1988	Hawkins & Whitson	33	1988	Mark Davis	62
1989	Mark Davis	*44	1989	Hurst, Rasmussen,		1989	Mark Davis	70
1990	Craig Lefferts	23		Whitson	33	1990	Greg Harris	73
1991	Craig Lefferts	23	1990	Bruce Hurst	33	1991	Maddux & Rodriguez	64
1992	Randy Myers	38	1991	Andy Benes	33	1992	Randy Myers	66
1993	Gene Harris	23	1992	Andy Benes	34	1993	Gene Harris	59
1994	Trevor Hoffman	20	1993	Greg Harris	35	1994	Pedro Martinez	48
1995	Trevor Hoffman	31	1994	Andy Benes	25	1995	Trevor Hoffman	55
1996	Trevor Hoffman	42	1995	Andy Ashby	31	1996	Trevor Hoffman	70
1997	Trevor Hoffman	37	1996	Hamilton & Tewksbury	33	1997	Trevor Hoffman	70
1998	Trevor Hoffman	*53	1997	Andy Ashby	30	1998	Dan Miceli	67
1999	Trevor Hoffman	40	1998	Kevin Brown	35	1999	Dan Miceli	66
2000	Trevor Hoffman	43	1999	Hitchcock & Williams	33	2000	Hoffman & Walker	70
2001	Trevor Hoffman	43	2000	Matt Clement	34	2001	Trevor Hoffman	62
2002	Trevor Hoffman	38	2001	Bobby Jones	33	2002	Jeremy Fikac	65
2003	Rod Beck	20	2002	Brett Tomko	32	2003	Mike Matthews	77
2004	Trevor Hoffman	41	2003	Brian Lawrence	33	2004	Linebrink & Otsuka	73
2005	Trevor Hoffman	43	2004	Brian Lawrence	34	2005	Scott Linebrink	73
2006	Trevor Hoffman	*46	2005	Brian Lawrence	33	2006	Embree & Linebrink	73
2007	Trevor Hoffman	42	2006	Jake Peavy	32	2007	Heath Bell	81
2008	Trevor Hoffman	30	2007	Maddux & Peavy	34	2008	Heath Bell	74
2009	Heath Bell	*42	2008	Jake Peavy	27	2009	Luke Gregerson	72
2010	Heath Bell	47	2009	Kevin Correia	33	2010	Luke Gregerson	80
2011	Heath Bell	43	2010	Garland & Richard	33	2011	Chad Qualls	77
2012	Huston Street	23	2011	Latos & Stauffer	31	2012	Luke Gregerson	77
2013	Huston Street	33	2012	Clayton Richard	#33	2013	Luke Gregerson	73
			2013	Eric Stults	33			

Blue indicates Padres single-season record

* Led League

Tied for League Lead

PADRES PITCHERS WHO HAVE LED THE NL

WINS			INNINGS PITCHED		
PITCHER	W	YEAR	PITCHER	IP	YEAR
Randy Jones	22	1976	Randy Jones	315.1	1976
Jake Peavy	19	2007			
ERA			SAVES		
PITCHER	ERA	YEAR	PITCHER	SV	YEAR
Randy Jones	2.24	1975	Rollie Fingers	35	1977
Jake Peavy#	2.27	2004	Rollie Fingers	37	1978
Jake Peavy#	2.54	2007	Mark Davis	44	1989
STRIKEOUTS			Trevor Hoffman	*53	1998
PITCHER	K	YEAR	Trevor Hoffman	46	2006
Andy Benes	189	1994	Heath Bell	42	2009
Jake Peavy	216	2005	COMPLETE GAMES		
Jake Peavy#	240	2007	PITCHER	CG	YEAR
			Randy Jones	25	1976

Led the Majors

* Tied NL Record



HISTORY & RECORDS

CAREER BATTING LEADERS

GAMES		BATTING AVERAGE		HITS	
1. Tony Gwynn	2,440	1. Tony Gwynn338	1. Tony Gwynn	3,141
2. Garry Templeton.....	1,286	2. Mark Loretta314	2. Garry Templeton.....	1,135
3. Dave Winfield	1,117	3. Bip Roberts298	3. Dave Winfield	1,134
4. Tim Flannery	972	4. Ken Caminiti.....	.295	4. Gene Richards	994
5. Gene Richards	939	5. Gene Richards291	5. Brian Giles.....	872
6. Nate Colbert	866	6. Wally Joyner.....	.291	6. Adrian Gonzalez.....	856
7. Terry Kennedy	835	7. Adrian Gonzalez.....	.288	7. Phil Nevin.....	842
8. Brian Giles.....	833	8. Phil Nevin.....	.288	8. Terry Kennedy	817
9. Chase Headley	831	9. Johnny Grubb.....	.286	9. Chase Headley	809
10. Ryan Klesko	828	10. Dave Winfield.....	.284	10. Ryan Klesko	786
11. Phil Nevin	806	11. Roberto Alomar283	11. Nate Colbert	780
12. Adrian Gonzalez.....	799	12. Sean Burroughs282	12. Benito Santiago.....	758
13. Benito Santiago.....	789	13. Ryan Klesko279	13. Bip Roberts	673
14. Carmelo Martinez.....	783	14. Brian Giles.....	.279	14. Cito Gaston	672
15. Cito Gaston	766	15. Steve Finley276	15. Steve Finley	662
16. Fred Kendall.....	754	16. Steve Garvey275	16. Tim Flannery	631
17. Enzo Hernandez	710	17. Terry Kennedy274	Steve Garvey	631
18. Luis Salazar	704	18. Mark Kotsay273	18. Luis Salazar	598
19. Will Venable	674	19. Ollie Brown272	19. Khalil Greene	594
20. Bip Roberts	667	20. Quilvio Veras270	20. Ken Caminiti.....	592
DOUBLES		TRIPLES		HOME RUNS	
1. Tony Gwynn	543	1. Tony Gwynn	85	1. Nate Colbert	163
2. Garry Templeton.....	195	2. Gene Richards	63	2. Adrian Gonzalez.....	161
3. Brian Giles.....	189	3. Dave Winfield.....	39	3. Phil Nevin.....	156
4. Dave Winfield	179	4. Garry Templeton.....	36	4. Dave Winfield.....	154
5. Adrian Gonzalez.....	176	5. Will Venable	34	5. Tony Gwynn	135
Ryan Klesko	176	6. Cito Gaston	29	6. Ryan Klesko	133
7. Chase Headley	174	7. Steve Finley	28	7. Ken Caminiti.....	121
8. Terry Kennedy	158	8. Tim Flannery	25	8. Benito Santiago.....	85
Phil Nevin	158	Brian Giles	25	9. Khalil Greene	84
10. Khalil Greene	150	10. Luis Salazar	24	Fred McGriff	84
11. Steve Finley	134	11. Dave Roberts	23	11. Brian Giles.....	83
12. Nate Colbert	130	12. Nate Colbert.....	22	12. Steve Finley	82
13. Ken Caminiti.....	127	13. Bip Roberts	21	Carmelo Martinez.....	82
14. Benito Santiago.....	124	14. Everth Cabrera	19	14. Chase Headley	80
15. Gene Richards	123	Ozzie Smith	19	15. Greg Vaughn	78
16. Carmelo Martinez.....	111	16. Kevin McReynolds	17	16. Cito Gaston	77
17. Steve Garvey	107	17. Mike Cameron.....	15	17. Terry Kennedy	76
18. Wally Joyner.....	102	Benito Santiago.....	15	18. Gene Tenace.....	68
19. John Grubb	101	19. Khalil Greene	14	19. Will Venable	67
20. Bip Roberts	98	Damian Jackson.....	14	20. Kevin McReynolds	65
RUNS BATTED IN		RUNS		AT-BATS	
1. Tony Gwynn	1,138	1. Tony Gwynn	1,383	1. Tony Gwynn	9,288
2. Dave Winfield	626	2. Dave Winfield.....	599	2. Garry Templeton.....	4,512
3. Phil Nevin	573	3. Gene Richards	484	3. Dave Winfield.....	3,997
4. Adrian Gonzalez.....	501	4. Brian Giles	470	4. Gene Richards	3,414
5. Ryan Klesko	493	5. Adrian Gonzalez.....	464	5. Brian Giles.....	3,129
6. Nate Colbert	481	6. Ryan Klesko	449	6. Nate Colbert	3,080
7. Garry Templeton.....	427	7. Nate Colbert.....	442	7. Chase Headley	3,007
8. Terry Kennedy	424	8. Garry Templeton.....	430	8. Terry Kennedy	2,987
9. Brian Giles.....	415	9. Phil Nevin	428	9. Adrian Gonzalez.....	2,975
10. Ken Caminiti.....	396	10. Steve Finley	423	10. Phil Nevin	2,928
11. Benito Santiago.....	375	11. Bip Roberts	378	11. Benito Santiago.....	2,872
12. Chase Headley	369	12. Chase Headley	371	12. Ryan Klesko	2,818
13. Carmelo Martinez.....	337	13. Ken Caminiti.....	362	13. Cito Gaston	2,615
14. Khalil Greene	328	14. Benito Santiago.....	312	14. Tim Flannery	2,473
15. Steve Garvey	316	15. Terry Kennedy	308	15. Khalil Greene	2,397
Cito Gaston	316	16. Khalil Greene	301	16. Steve Finley	2,396
17. Steve Finley	298	17. Steve Garvey	291	17. Carmelo Martinez.....	2,325
18. Wally Joyner.....	271	18. Will Venable	289	18. Enzo Hernandez	2,324
19. Kevin McReynolds	260	19. Carmelo Martinez.....	286	19. Steve Garvey	2,292
20. Fred McGriff	256	20. Cito Gaston	269	20. Bip Roberts	2,258

Current Padres in **Bold**

HISTORY & RECORDS

CAREER BATTING LEADERS

WALKS		STRIKEOUTS		STOLEN BASES	
1.	Tony Gwynn790	1.	Nate Colbert773	1.	Tony Gwynn319
2.	Brian Giles509	2.	Chase Headley771	2.	Gene Richards242
3.	Ryan Klesko470	3.	Garry Templeton684	3.	Alan Wiggins171
4.	Dave Winfield463	4.	Phil Nevin669	4.	Bip Roberts148
5.	Gene Tenace423	5.	Adrian Gonzalez618	5.	Ozzie Smith147
6.	Adrian Gonzalez403	6.	Cito Gaston595	6.	Dave Winfield133
7.	Chase Headley355	7.	Dave Winfield585	7.	Enzo Hernandez129
8.	Nate Colbert350	8.	Will Venable542	8.	Everth Cabrera118
9.	Gene Richards338	9.	Khalil Greene521	9.	Will Venable108
10.	Carmelo Martinez327	10.	Benito Santiago516	10.	Garry Templeton101
11.	Phil Nevin325	11.	Terry Kennedy508	11.	Damian Jackson100
12.	Ken Caminiti298	12.	Ryan Klesko486	12.	Luis Salazar93
13.	Tim Flannery277	13.	Tony Gwynn434	13.	Rickey Henderson91
	Rickey Henderson277	14.	Nick Hundley422	14.	Roberto Alomar90
15.	Garry Templeton272	15.	Ken Caminiti419	15.	Quilvio Veras87
16.	Fred McGriff243	16.	Gene Richards408	16.	Steve Finley85
17.	Jack Clark236	17.	Carmelo Martinez403	17.	Dave Roberts72
18.	Wally Joyner229	18.	Damian Jackson386	18.	Cameron Maybin70
19.	Quilvio Veras221		Gene Tenace386	19.	Chase Headley69
20.	John Kruk215	20.	Luis Salazar369	20.	Eric Owens62
					Benito Santiago62
ON-BASE PERCENTAGE		SLUGGING PCT.			
1.	Gene Tenace403	1.	Ken Caminiti540		
2.	Tony Gwynn388	2.	Adrian Gonzalez514		
3.	Ken Caminiti384	3.	Phil Nevin503		
4.	Ryan Klesko381	4.	Ryan Klesko491		
5.	Brian Giles380	5.	Nate Colbert469		
6.	Mark Loretta377	6.	Dave Winfield464		
7.	Wally Joyner376	7.	Tony Gwynn459		
8.	Adrian Gonzalez374	8.	Steve Finley458		
9.	Quilvio Veras366	9.	Mark Loretta438		
10.	John Grubb363	10.	Kevin McReynolds438		
11.	Bip Roberts361	11.	Kevin Kouzmanoff436		
12.	Phil Nevin359	12.	Brian Giles435		
13.	Dave Winfield357	13.	Will Venable431		
14.	Gene Richards357	14.	Wally Joyner429		
15.	Chase Headley350	15.	Khalil Greene427		
16.	Mark Kotsay343	16.	Gene Tenace422		
17.	Carmelo Martinez341	17.	Chase Headley415		
18.	Sean Burroughs340	18.	Ollie Brown413		
19.	Roberto Alomar339	19.	Steve Garvey409		
20.	Tim Flannery335	20.	Carmelo Martinez408		

Minimum of 1500 at bats for batting average, on-base percentage and slugging percentage



HISTORY & RECORDS

CAREER PITCHING LEADERS

WINS

1. Eric Show.....	100
2. Randy Jones.....	92
Jake Peavy.....	92
4. Ed Whitson.....	77
5. Andy Ashby.....	70
6. Andy Benes.....	69
7. Andy Hawkins.....	60
8. Joey Hamilton.....	55
Bruce Hurst.....	55
10. Trevor Hoffman.....	54
11. Dave Dravecky.....	53
12. Clay Kirby.....	52
13. Woody Williams.....	51
14. Brian Lawrence.....	49
15. Adam Eaton.....	47
16. Craig Lefferts.....	42
17. Greg Harris.....	41
Dennis Rasmussen.....	41
19. Clayton Richard.....	40
20. Bob Shirley.....	39

LOSSES

1. Randy Jones.....	105
2. Eric Show.....	87
3. Clay Kirby.....	81
4. Andy Benes.....	75
5. Ed Whitson.....	72
6. Jake Peavy.....	68
7. Trevor Hoffman.....	64
8. Steve Arlin.....	62
Andy Ashby.....	62
10. Bill Greif.....	61
Brian Lawrence.....	61
12. Andy Hawkins.....	58
13. Bob Shirley.....	57
14. Dave Freisleben.....	53
15. Dave Dravecky.....	50
16. Woody Williams.....	45
17. Joey Hamilton.....	44
18. Sterling Hitchcock.....	42
Tim Lollar.....	42
Dennis Rasmussen.....	42

WINNING PERCENTAGE

1. Bruce Hurst.....	.591
2. Jake Peavy.....	.575
3. Joey Hamilton.....	.556
4. Eric Show.....	.535
5. Adam Eaton.....	.534
6. Woody Williams.....	.531
7. Andy Ashby.....	.530
8. Ed Whitson.....	.517
9. Dave Dravecky.....	.515
10. Greg Harris.....	.513
11. Craig Lefferts.....	.512
12. Andy Hawkins.....	.508
13. Clayton Richard.....	.506
14. Dennis Rasmussen.....	.494
15. Andy Benes.....	.479
16. Randy Jones.....	.467
17. Tim Lollar.....	.462
18. Trevor Hoffman.....	.458
19. Sterling Hitchcock.....	.447
20. Brian Lawrence.....	.445

Minimum 75 decisions

GAMES

1. Trevor Hoffman.....	902
2. Craig Lefferts.....	375
3. Luke Gregerson.....	363
4. Heath Bell.....	354
5. Eric Show.....	309
6. Scott Linebrink.....	306
7. Joe Thatcher.....	287
8. Rollie Fingers.....	265
9. Randy Jones.....	264
10. Dave Tomlin.....	239
11. Cla Meredith.....	233
12. Mark Davis.....	230
Gary Lucas.....	230
14. Lance McCullers.....	229
15. Ed Whitson.....	227
16. Gary Ross.....	219
17. Jake Peavy.....	212
18. Mike Adams.....	209
19. Dave Dravecky.....	199
Andy Hawkins.....	199

GAMES STARTED

1. Randy Jones.....	253
2. Eric Show.....	230
3. Jake Peavy.....	212
4. Ed Whitson.....	208
5. Andy Benes.....	186
6. Andy Ashby.....	185
7. Andy Hawkins.....	172
8. Clay Kirby.....	170
9. Brian Lawrence.....	146
10. Joey Hamilton.....	142
11. Adam Eaton.....	131
Bruce Hurst.....	131
Woody Williams.....	131
14. Dave Dravecky.....	119
15. Steve Arlin.....	113
16. Dennis Rasmussen.....	110
17. Dave Freisleben.....	109
18. Clayton Richard.....	107
19. Sterling Hitchcock.....	106
Tim Lollar.....	106

COMPLETE GAMES

1. Randy Jones.....	71
2. Eric Show.....	35
3. Clay Kirby.....	34
4. Steve Arlin.....	31
5. Bruce Hurst.....	29
6. Dave Dravecky.....	23
7. Ed Whitson.....	22
8. Andy Hawkins.....	19
9. Andy Ashby.....	18
Bill Greif.....	18
11. Dave Freisleben.....	17
Dave Roberts.....	17
13. Fred Norman.....	16
14. Andy Benes.....	15
Gaylord Perry.....	15
16. Brent Strom.....	14
17. Juan Eichelberger.....	12
18. Dennis Rasmussen.....	11
19. Bob Shirley.....	10
20. Three tied with.....	9

SHUTOUTS

1. Randy Jones.....	18
2. Steve Arlin.....	11
Eric Show.....	11
4. Bruce Hurst.....	10
5. Andy Benes.....	8
6. Andy Hawkins.....	7
Clay Kirby.....	7
8. Andy Ashby.....	6
Dave Dravecky.....	6
Dave Freisleben.....	6
Fred Norman.....	6
Ed Whitson.....	6
13. Bill Greif.....	5
Eric Rasmussen.....	5
15. Joey Hamilton.....	4
Tim Lollar.....	4
Dave Roberts.....	4
18. 10 tied with.....	3

SAVES

1. Trevor Hoffman.....	552
2. Heath Bell.....	134
3. Rollie Fingers.....	108
4. Goose Gossage.....	83
5. Mark Davis.....	78
6. Craig Lefferts.....	64
7. Huston Street.....	56
8. Gary Lucas.....	49
9. Randy Myers.....	38
10. Lance McCullers.....	36
11. Luis DeLeon.....	31
12. Gene Harris.....	23
13. Rod Beck.....	20
14. Luke Gregerson.....	16
Butch Metzger.....	16
Vicente Romo.....	16
17. Larry Anderson.....	15
Greg Harris.....	15
19. John D'Acquisto.....	13
Bill Greif.....	13

INNINGS PITCHED

1. Randy Jones.....	1,766.0
2. Eric Show.....	1,603.1
3. Ed Whitson.....	1,354.1
4. Jake Peavy.....	1,342.2
5. Andy Benes.....	1,235.0
6. Andy Ashby.....	1,212.0
7. Clay Kirby.....	1,128.0
8. Andy Hawkins.....	1,102.2
9. Trevor Hoffman.....	952.1
10. Joey Hamilton.....	934.2
11. Brian Lawrence.....	934.0
12. Bruce Hurst.....	911.2
13. Dave Dravecky.....	900.1
14. Woody Williams.....	826.1
15. Adam Eaton.....	796.0
16. Steve Arlin.....	745.0
17. Dave Freisleben.....	730.0
18. Bob Shirley.....	722.0
19. Tim Lollar.....	680.2
20. Dennis Rasmussen.....	680.0

Current Padres in **Bold**

HISTORY & RECORDS

CAREER PITCHING LEADERS

ERA	WALKS	STRIKEOUTS
1. Trevor Hoffman.....2.76	1. Eric Show.....593	1. Jake Peavy1,348
2. Dave Dravecky3.12	2. Clay Kirby505	2. Andy Benes1,036
3. Bruce Hurst.....3.27	3. Jake Peavy435	3. Trevor Hoffman1,029
4. Jake Peavy3.29	4. Randy Jones.....414	4. Eric Show.....951
5. Randy Jones.....3.30	5. Andy Hawkins412	5. Andy Ashby829
6. Andy Benes3.57	6. Andy Benes402	6. Clay Kirby802
7. Eric Show.....3.59	7. Steve Arlin.....351	7. Ed Whitson767
8. Andy Ashby.....3.59	8. Ed Whitson350	8. Randy Jones.....677
9. Ed Whitson3.69	9. Dave Freisleben.....346	9. Joey Hamilton639
10. Clay Kirby3.73	10. Joey Hamilton343	10. Adam Eaton623
11. Joey Hamilton3.83	11. Tim Lollar328	11. Bruce Hurst.....616
12. Andy Hawkins3.84	12. Andy Ashby324	12. Brian Lawrence579
13. Brian Lawrence.....4.10	13. Adam Eaton282	13. Sterling Hitchcock.....548
14. Woody Williams4.32	14. Bob Shirley274	14. Woody Williams528
15. Adam Eaton4.34	15. Dave Dravecky270	15. Andy Hawkins489
	16. Trevor Hoffman.....255	Chris Young489
	Brian Lawrence.....255	17. Greg Harris462
	Dan Spillner255	18. Dave Dravecky456
	19. Bill Greif253	19. Tim Lollar454
	20. Woody Williams250	20. Steve Arlin.....443
OPPONENTS AVG.	STRIKEOUTS/9 IP	
1. Trevor Hoffman......211	1. Trevor Hoffman.....9.72	
2. Jake Peavy232	2. Jake Peavy9.04	
3. Andy Benes242	3. Andy Benes7.55	
4. Clay Kirby243	4. Adam Eaton7.04	
5. Dave Dravecky243	5. Clay Kirby6.40	
6. Bruce Hurst.....244	6. Andy Ashby.....6.16	
7. Eric Show.....245	7. Joey Hamilton6.15	
8. Ed Whitson256	8. Bruce Hurst.....6.08	
9. Randy Jones.....256	9. Woody Williams5.75	
10. Adam Eaton257	10. Brian Lawrence.....5.58	
11. Andy Ashby.....258	11. Eric Show.....5.34	
12. Joey Hamilton258	12. Ed Whitson5.10	
13. Andy Hawkins261	13. Dave Dravecky4.56	
14. Woody Williams269	14. Andy Hawkins3.99	
15. Brian Lawrence.....271	15. Randy Jones.....3.45	

Minimum 750 innings pitched for
Strikeouts/9 IP, ERA and Opponents Avg.



HISTORY & RECORDS

SINGLE-SEASON BATTING LEADERS

GAMES			BATTING AVERAGE			HITS		
1. Dave Winfield.....	1980	162	1. Tony Gwynn.....	1994	.394	1. Tony Gwynn.....	1997	220
Steve Garvey.....	1985	162	2. Tony Gwynn.....	1997	.372	2. Tony Gwynn.....	1987	218
Joe Carter.....	1990	162	3. Tony Gwynn.....	1987	.370	3. Tony Gwynn.....	1984	213
Adrian Gonzalez.....	2008	162	4. Tony Gwynn.....	1995	.368	4. Tony Gwynn.....	1986	211
5. Steve Garvey.....	1984	161	5. Tony Gwynn.....	1993	.358	5. Mark Loretta.....	2004	208
Steve Finley.....	1996	161	6. Tony Gwynn.....	1984	.351	6. Tony Gwynn.....	1989	203
Adrian Gonzalez.....	2007	161	7. Tony Gwynn.....	1989	.336	7. Tony Gwynn.....	1985	197
Chase Headley.....	2010	161	8. Mark Loretta.....	2004	.335	Tony Gwynn.....	1995	197
Chase Headley.....	2012	161	9. Gary Sheffield.....	1992	.330	9. Steve Finley.....	1996	195
10. Jerry Mumphrey.....	1980	160	10. Tony Gwynn.....	1986	.329	10. Gene Richards.....	1980	193
Tony Gwynn.....	1986	160	11. Wally Joyner.....	1997	.327	11. Cito Gaston.....	1970	186
Adrian Gonzalez.....	2009	160	12. Ken Caminiti.....	1996	.326	12. Mark Loretta.....	2003	185
Adrian Gonzalez.....	2010	160	13. Tony Gwynn.....	1998	.321	13. Dave Winfield.....	1979	184
14. Ozzie Smith.....	1978	159	14. Bip Roberts.....	1994	.320	Steve Garvey.....	1985	184
Dave Winfield.....	1979	159	15. Cito Gaston.....	1970	.318	Roberto Alomar.....	1989	184
Steve Finley.....	1998	159	16. Tony Gwynn.....	1992	.317	Gary Sheffield.....	1992	184
Brian Giles.....	2004	159	17. Tony Gwynn.....	1991	.317	17. Adrian Gonzalez.....	2007	182
18. 11 tied with.....	158		18. Tony Gwynn.....	1985	.317	18. Dave Winfield.....	1978	181
			19. Mark Loretta.....	2003	.314	19. Ken Caminiti.....	1996	178
			20. John Kruk.....	1987	.313	20. Tony Gwynn.....	1990	177
DOUBLES			TRIPLES			HOME RUNS		
1. Tony Gwynn.....	1997	49	1. Tony Gwynn.....	1987	13	1. Greg Vaughn.....	1998	50
2. Mark Loretta.....	2004	47	Dave Roberts.....	2006	13	2. Phil Nevin.....	2001	41
3. Adrian Gonzalez.....	2007	46	3. Gene Richards.....	1978	12	3. Ken Caminiti.....	1996	40
4. Steve Finley.....	1996	45	Gene Richards.....	1981	12	Adrian Gonzalez.....	2009	40
5. Khalil Greene.....	2007	44	5. Bill Almon.....	1977	11	5. Nate Colbert.....	1970	38
6. Terry Kennedy.....	1982	42	Gene Richards.....	1977	11	Nate Colbert.....	1972	38
7. Tony Gwynn.....	1993	41	Tony Gwynn.....	1991	11	7. Adrian Gonzalez.....	2008	36
8. Steve Finley.....	1998	40	8. Willie Davis.....	1976	10	8. Fred McGriff.....	1992	35
Brian Giles.....	2008	40	Dave Winfield.....	1979	10	9. Dave Winfield.....	1979	34
10. Ryan Klesko.....	2002	39	Tony Gwynn.....	1984	10	Phil Plantier.....	1993	34
Yonder Alonso.....	2012	39	Tony Gwynn.....	1990	10	11. Gary Sheffield.....	1992	33
12. Brian Giles.....	2005	38	Dave Roberts.....	2005	10	12. Fred McGriff.....	1991	31
Adrian Gonzalez.....	2006	38	13. Nate Colbert.....	1969	9	Phil Nevin.....	2000	31
14. Ken Caminiti.....	1996	34	Cito Gaston.....	1970	9	Adrian Gonzalez.....	2010	31
Brian Giles.....	2006	37	Cito Gaston.....	1971	9	Chase Headley.....	2012	31
16. John Grubb.....	1975	36	Gene Richards.....	1979	9	16. Steve Finley.....	1996	30
Tony Gwynn.....	1987	36	Steve Finley.....	1996	9	Ryan Klesko.....	2001	30
Bip Roberts.....	1990	36	Mike Cameron.....	2006	9	Adrian Gonzalez.....	2007	30
19. Tony Gwynn.....	1994	35	19. 10 tied with.....	8		19. Cito Gaston.....	1970	29
Tony Gwynn.....	1998	35				Ken Caminiti.....	1998	29
Chase Headley.....	2013	35				Ryan Klesko.....	2002	29
RUNS BATTED IN			RUNS			AT-BATS		
1. Ken Caminiti.....	1996	130	1. Steve Finley.....	1996	126	1. Steve Finley.....	1996	655
2. Phil Nevin.....	2001	126	2. Tony Gwynn.....	1987	119	2. Steve Garvey.....	1985	654
3. Tony Gwynn.....	1997	119	3. Greg Vaughn.....	1998	112	3. Adrian Gonzalez.....	2007	646
Greg Vaughn.....	1998	119	4. Rickey Henderson.....	1996	110	4. Gene Richards.....	1980	642
Adrian Gonzalez.....	2008	119	5. Ken Caminiti.....	1996	109	Tony Gwynn.....	1986	642
6. Dave Winfield.....	1979	118	6. Mark Loretta.....	2004	108	6. Joe Carter.....	1990	634
7. Joe Carter.....	1990	115	7. Tony Gwynn.....	1986	107	7. Kevin Kouzmanoff.....	2008	624
Chase Headley.....	2012	115	8. Alan Wiggins.....	1984	106	8. Roberto Alomar.....	1989	623
9. Ryan Klesko.....	2001	113	9. Ryan Klesko.....	2001	105	9. Tony Gwynn.....	1985	622
10. Nate Colbert.....	1972	111	10. Dave Winfield.....	1977	104	Tony Fernandez.....	1992	622
11. Phil Nevin.....	2000	107	Bip Roberts.....	1990	104	11. Mark Loretta.....	2004	620
12. Fred McGriff.....	1991	106	Steve Finley.....	1995	104	12. Steve Finley.....	1998	619
13. Phil Nevin.....	2004	105	13. Adrian Gonzalez.....	2008	103	13. Steve Garvey.....	1984	617
14. Fred McGriff.....	1992	104	14. Steve Finley.....	1997	101	14. Adrian Gonzalez.....	2008	616
15. Adrian Gonzalez.....	2010	101	Adrian Gonzalez.....	2007	101	15. Dave Winfield.....	1977	615
16. Gary Sheffield.....	1992	100	16. Dave Winfield.....	1979	97	16. Bill Almon.....	1977	613
Phil Plantier.....	1993	100	Tony Gwynn.....	1997	97	17. Khalil Greene.....	2007	611
Adrian Gonzalez.....	2007	100	Phil Nevin.....	2001	97	18. Chase Headley.....	2010	610
19. Adrian Gonzalez.....	2009	99	Brian Giles.....	2004	97	19. Ozzie Smith.....	1980	609
20. Terry Kennedy.....	1983	98	20. Quilvio Veras.....	1999	95	Brian Giles.....	2004	609
			Chase Headley.....	2012	95			

Current Padres in **Bold**

HISTORY & RECORDS

SINGLE-SEASON BATTING LEADERS

WALKS			STRIKEOUTS			STOLEN BASES		
1. Jack Clark	1989	132	1. Mike Cameron	2007	160	1. Alan Wiggins	1984	70
2. Gene Tenace	1977	125	2. Chase Headley	2012	157	2. Alan Wiggins	1983	66
Rickey Henderson	1996	125	3. Nate Colbert	1970	150	3. Gene Richards	1980	61
4. Brian Giles	2005	119	4. Phil Nevin	2001	147	4. Ozzie Smith	1980	57
Adrian Gonzalez	2009	119	5. Nate Colbert	1973	146	5. Gene Richards	1977	56
6. Gene Tenace	1979	105	6. Jack Clark	1989	145	Tony Gwynn	1987	56
Fred McGriff	1991	105	7. Ruben Rivera	1999	143	7. Jerryumphrey	1980	52
8. Jack Clark	1990	104	8. Cito Gaston	1970	142	8. Dave Roberts	2006	49
Brian Giles	2006	104	Mike Cameron	2006	142	9. Bip Roberts	1990	46
10. Gene Tenace	1978	101	Adrian Gonzalez	2008	142	10. Everth Cabrera	2012	44
11. Willie McCovey	1974	96	Chase Headley	2013	142	11. Roberto Alomar	1989	42
Fred McGriff	1992	96	12. Adrian Gonzalez	2007	140	12. Ozzie Smith	1978	40
13. Adrian Gonzalez	2010	93	13. Kevin Kouzmanoff	2008	139	Tony Gwynn	1989	40
14. Gene Tenace	1980	92	Chase Headley	2010	139	Cameron Maybin	2011	40
15. Ryan Klesko	2000	91	15. Ruben Rivera	2000	137	15. Enzo Hernandez	1974	37
16. Brian Giles	2004	89	16. Fred McGriff	1991	135	Gene Richards	1978	37
17. Ryan Klesko	2001	88	17. Chase Headley	2009	133	Tony Gwynn	1986	37
18. Carmelo Martinez	1985	87	18. Damian Jackson	2001	128	Rickey Henderson	1996	37
Brian Giles	2008	87	Khalil Greene	2007	128	Everth Cabrera	2013	37
20. Chase Headley	2012	86	Will Venable	2010	128	20. Steve Finley	1995	36
						Reggie Sanders	1999	36

ON-BASE PERCENTAGE			SLUGGING PERCENTAGE		
1. Tony Gwynn	1994	.454	1. Ken Caminiti	1996	.621
2. Tony Gwynn	1987	.447	2. Greg Vaughn	1998	.597
3. Brian Giles	2005	.423	3. Phil Nevin	2001	.588
4. Gene Tenace	1977	.415	4. Gary Sheffield	1992	.580
5. Rickey Henderson	1996	.410	5. Tony Gwynn	1994	.568
6. Jack Clark	1989	.410	6. Dave Winfield	1979	.558
7. Tony Gwynn	1984	.410	7. Fred McGriff	1992	.556
8. Tony Gwynn	1997	.409	8. Adrian Gonzalez	2009	.551
9. Ken Caminiti	1996	.408	9. Tony Gwynn	1997	.547
10. Adrian Gonzalez	2009	.407	10. Cito Gaston	1970	.543
11. John Kruk	1987	.406	11. Phil Nevin	2000	.543
12. Tony Gwynn	1995	.404	12. Ryan Klesko	2001	.539
13. Gene Tenace	1979	.403	13. Ryan Klesko	2002	.537
14. Brian Giles	2008	.398	14. Steve Finley	1996	.531
15. Tony Gwynn	1993	.398	15. Reggie Sanders	1999	.527
16. Fred McGriff	1991	.396	16. Ryan Klesko	2000	.516
17. Dave Winfield	1979	.395	17. Ken Caminiti	1995	.513
18. Fred McGriff	1992	.394	18. Tony Gwynn	1987	.511
19. Ryan Klesko	2000	.393	19. Adrian Gonzalez	2010	.511
20. Adrian Gonzalez	2010	.393	20. Adrian Gonzalez	2008	.510

PADRES SINGLE-SEASON RBI LEADERS BY POSITION

POS.	PLAYER (YEAR)	RBI
1B	Adrian Gonzalez (2008)	119
2B	Mark Loretta (2004)	76
SS	Khalil Greene (2007)	97
3B	Ken Caminiti (1996)	130
OF	Dave Winfield (1979)	118
C	Terry Kennedy (1983)	93
P	Tim Lollar (1984)	15

List includes only games played at position specified



HISTORY & RECORDS

SINGLE-SEASON PITCHING LEADERS

WINS

1. Randy Jones	1976	22
2. Gaylord Perry	1978	21
3. Randy Jones	1975	20
4. Jake Peavy	2007	19
5. Andy Hawkins	1985	18
Kevin Brown	1998	18
7. Andy Ashby	1998	17
8. Tim Lollar	1982	16
LaMarr Hoyt	1985	16
Eric Show	1988	16
Ed Whitson	1989	16
12. Clay Kirby	1971	15
Eric Show	1983	15
Eric Show	1984	15
Bruce Hurst	1989	15
Bruce Hurst	1991	15
Andy Benes	1991	15
Andy Benes	1993	15
Joey Hamilton	1996	15
Brian Lawrence	2004	15
Jake Peavy	2004	15

LOSSES

1. Randy Jones	1974	22
2. Steve Arlin	1972	21
3. Clay Kirby	1969	20
4. Steve Arlin	1971	19
Bill Greif	1974	19
Bobby Jones	2001	19
7. Clay Kirby	1973	18
Bob Shirley	1977	18
9. Joe Niekro	1969	17
Dave Roberts	1971	17
Bill Greif	1973	17
Matt Clement	2000	17
13. Clay Kirby	1970	16
Bill Greif	1972	16
Brent Strom	1976	16
Bob Shirley	1979	16
Eric Show	1987	16
18. Pat Dobson	1970	15
Joe McIntosh	1975	15
Dennis Rasmussen	1990	15
Andy Benes	1993	15
Brian Lawrence	2003	15
Brian Lawrence	2005	15

WINNING PERCENTAGE

1. Gaylord Perry	1978	.778
Dennis Rasmussen	1988	.778
3. Jake Peavy	2007	.760
4. Butch Metzger	1976	.733
5. Kevin Brown	1998	.720
6. Jake Peavy	2004	.714
7. Woody Williams	2006	.706
8. Andy Hawkins	1985	.692
9. Adam Eaton	2005	.688
Chris Young	2006	.688
11. LaMarr Hoyt	1985	.667
Dan Miceli	1998	.667
Aaron Harang	2011	.667
14. Andy Ashby	1998	.654
15. Bruce Hurst	1991	.652
16. Jake Peavy	2005	.650
17. Tim Lollar	1982	.640
18. Mark Thurmond	1984	.636
Ed Whitson	1984	.636
20. Joey Hamilton	1997	.632

(minimum 15 decisions)

GAMES

1. Craig Lefferts	1986	83
2. Heath Bell	2007	81
3. Cla Meredith	2007	80
Luke Gregerson	2010	80
5. Rollie Fingers	1977	78
Lance McCullers	1987	78
7. Butch Metzger	1976	77
Mike Matthews	2003	77
Chad Qualls	2011	77
Luke Gregerson	2012	77
11. Larry Hardy	1974	76
Dave Tomlin	1977	76
Dan Spillner	1977	76
14. Heath Bell	2008	74
15. Greg Harris	1990	73
Scott Linebrink	2004	73
Akinori Otsuka	2004	73
Scott Linebrink	2005	73
Alan Embree	2006	73
Scott Linebrink	2006	73
Cla Meredith	2008	73
Luke Gregerson	2013	73

GAMES STARTED

1. Randy Jones	1976	40
2. Randy Jones	1979	39
3. Steve Arlin	1972	37
Gaylord Perry	1978	37
5. Clay Kirby	1971	36
Randy Jones	1975	36
Randy Jones	1978	36
8. Clay Kirby	1969	35
Bill Greif	1974	35
Bob Shirley	1977	35
Eric Show	1985	35
Andy Hawkins	1986	35
Kevin Brown	1998	35
14. 16 tied with		34

COMPLETE GAMES

1. Randy Jones	1976	25
2. Randy Jones	1975	18
3. Dave Roberts	1971	14
4. Clay Kirby	1971	13
Eric Show	1988	13
6. Steve Arlin	1972	12
7. Steve Arlin	1971	10
Fred Norman	1972	10
Gaylord Perry	1979	10
Bruce Hurst	1989	10
11. Clay Kirby	1972	9
Bill Greif	1973	9
Dave Dravecky	1983	9
Bruce Hurst	1990	9
15. Joe Niekro	1969	8
Pat Dobson	1970	8
Brent Strom	1976	8
Juan Eichelberger	1982	8
LaMarr Hoyt	1985	8
20. Five tied with		7

SHUTOUTS

1. Fred Norman	1972	6
Randy Jones	1975	6
3. Randy Jones	1976	5
4. Steve Arlin	1971	4
Bruce Hurst	1990	4
Bruce Hurst	1992	4
7. Joe Niekro	1969	3
Steve Arlin	1972	3
Bill Greif	1973	3
Steve Arlin	1973	3
Dave Freisleben	1976	3
Eric Rasmussen	1979	3
Randy Jones	1980	3
LaMarr Hoyt	1985	3
Eric Show	1987	3
Ed Whitson	1990	3
Kevin Brown	1998	3
Andy Ashby	1999	3
Jake Peavy	2005	3
20. 32 tied with		2

SAVES

1. Trevor Hoffman	1998	53
2. Heath Bell	2010	47
3. Trevor Hoffman	2006	46
4. Mark Davis	1989	44
5. Trevor Hoffman	2000	43
Trevor Hoffman	2001	43
Trevor Hoffman	2005	43
Heath Bell	2011	43
9. Trevor Hoffman	1996	42
Trevor Hoffman	2007	42
Heath Bell	2009	42
12. Trevor Hoffman	2004	41
13. Trevor Hoffman	1999	40
14. Randy Myers	1992	38
Trevor Hoffman	2002	38
16. Rollie Fingers	1978	37
Trevor Hoffman	1997	37
18. Rollie Fingers	1977	35
19. Huston Street	2013	33
20. Trevor Hoffman	1995	31

INNINGS PITCHED

1. Randy Jones	1976	315.1
2. Randy Jones	1975	285.0
3. Dave Roberts	1971	269.2
4. Clay Kirby	1971	267.1
5. Randy Jones	1979	263.0
6. Gaylord Perry	1978	260.2
7. Kevin Brown	1998	257.0
8. Randy Jones	1978	253.0
9. Pat Dobson	1970	251.0
10. Steve Arlin	1972	250.0
11. Bruce Hurst	1989	244.2
12. Clay Kirby	1972	238.2
13. Eric Show	1988	234.2
14. Eric Show	1985	233.0
15. Gaylord Perry	1979	232.2
Tim Lollar	1982	232.2
17. Andy Benes	1992	231.1
18. Andy Benes	1993	230.2
19. Andy Hawkins	1985	228.2
Ed Whitson	1990	228.2

Current Padres in **Bold**

HISTORY & RECORDS

SINGLE-SEASON PITCHING LEADERS

EARNED RUN AVERAGE		
1. Dave Roberts.....	1971	2.10
2. Randy Jones.....	1975	2.24
3. Jake Peavy.....	2004	2.27
4. Kevin Brown.....	1998	2.38
5. Jake Peavy.....	2007	2.54
6. Ed Whitson.....	1990	2.60
7. Ed Whitson.....	1989	2.66
8. Bruce Hurst.....	1989	2.69
9. Gaylord Perry.....	1978	2.73
10. Randy Jones.....	1976	2.74
11. Clay Kirby.....	1971	2.83
12. Jake Peavy.....	2008	2.85
13. Randy Jones.....	1978	2.88
14. Jake Peavy.....	2005	2.88
15. Mat Latos.....	2010	2.92
16. Dave Dravecky.....	1985	2.93
17. Andy Ashby.....	1995	2.94
18. Mark Thurmond.....	1984	2.97
19. Andy Benes.....	1991	3.03
20. Gaylord Perry.....	1979	3.06

OPPONENTS AVERAGE		
1. Chris Young.....	2007	.192
2. Chris Young.....	2006	.206
3. Jake Peavy.....	2007	.208
4. Clay Kirby.....	1971	.216
5. Mat Latos.....	2010	.217
6. Jake Peavy.....	2005	.217
7. Tim Lollar.....	1982	.224
8. Clay Kirby.....	1972	.226
9. Bruce Hurst.....	1990	.228
10. Jake Peavy.....	2008	.229
11. Eric Show.....	1988	.231
12. Randy Jones.....	1975	.232
13. Andy Benes.....	1993	.232
14. Andy Benes.....	1991	.232
15. Mat Latos.....	2011	.233
16. Andy Ashby.....	1994	.233
17. Andrew Cashner.....	2013	.233
18. Randy Jones.....	1976	.234
19. Eric Show.....	1984	.234
20. Tim Lollar.....	1984	.234

WALKS		
1. Matt Clement.....	2000	125
2. Steve Arlin.....	1972	122
3. Clay Kirby.....	1970	120
4. Clay Kirby.....	1972	116
5. Dave Freisleben.....	1974	112
6. Joey Hamilton.....	1998	106
7. Tim Lollar.....	1984	105
Edinson Volquez.....	2012	105
9. Steve Arlin.....	1971	103
Clay Kirby.....	1971	103
11. Clay Kirby.....	1969	100
Bob Shirley.....	1977	100
13. Bill Greif.....	1974	95
14. Fred Norman.....	1972	88
Tom Griffin.....	1977	88
Eric Show.....	1984	88
17. Tim Lollar.....	1982	87
Eric Show.....	1985	87
Jon Garland.....	2010	87
20. John D'Acquisto.....	1979	86
Steve Mura.....	1980	86
Andy Benes.....	1993	86
Matt Clement.....	1999	86

STRIKEOUTS/9 IP		
1. Andy Benes.....	1994	9.87
2. Jake Peavy.....	2007	9.67
3. Jake Peavy.....	2005	9.58
4. Jake Peavy.....	2006	9.56
5. Jake Peavy.....	2004	9.36
6. Mat Latos.....	2010	9.21
7. Kevin Brown.....	1998	9.00
8. Chris Young.....	2007	8.69
9. Jake Peavy.....	2008	8.60
10. Edinson Volquez.....	2012	8.57
11. Mat Latos.....	2011	8.57
12. Sterling Hitchcock.....	1999	8.49
13. Chris Young.....	2006	8.23
14. Sterling Hitchcock.....	1998	8.06
15. Joey Hamilton.....	1996	7.82
16. Clay Kirby.....	1971	7.78
17. Matt Clement.....	2000	7.46
18. Jake Peavy.....	2003	7.21
19. Adam Eaton.....	2003	7.18
20. Fred Norman.....	1972	7.10

STRIKEOUTS		
1. Kevin Brown.....	1998	257
2. Jake Peavy.....	2007	240
3. Clay Kirby.....	1971	231
4. Jake Peavy.....	2005	216
5. Jake Peavy.....	2006	215
6. Sterling Hitchcock.....	1999	194
7. Andy Benes.....	1994	189
Mat Latos.....	2010	189
9. Pat Dobson.....	1970	185
Mat Latos.....	2011	185
11. Joey Hamilton.....	1996	184
12. Bruce Hurst.....	1989	179
Andy Benes.....	1993	179
14. Clay Kirby.....	1972	175
15. Edinson Volquez.....	2012	174
16. Jake Peavy.....	2004	173
17. Matt Clement.....	2000	170
18. Andy Benes.....	1992	169
19. Fred Norman.....	1972	167
Andy Benes.....	1991	167
Chris Young.....	2007	167

Minimum 162.0 innings pitched for
Strikeouts/9 IP, ERA and Opponents Avg.



HISTORY & RECORDS

LOW-HIT GAMES

NO-HITTERS

PADRES (None)

Note: The Padres are the only Major League club to have never thrown a no-hitter.

OPPONENTS (8)

PITCHER(S)

RHP Dock Ellis (Pittsburgh)			
DATE/SITE: June 12, 1970 at San Diego Stadium - Game 1	SCORE: PIT 2, SD 0	OF NOTE: 8 BB, 1 HBP	
RHP Milt Pappas (Chicago-NL)			
DATE/SITE: September 2, 1972 at Wrigley Field	SCORE: CHI 8, SD 0	OF NOTE: 1 BB	
RHP Phil Niekro (Atlanta)			
DATE/SITE: August 5, 1973 at Fulton County Stadium	SCORE: ATL 9, SD 0	OF NOTE: 3 BB, 1 error	
RHP Kent Mercker—starter, RHP Mark Wohlers, RHP Alejandro Pena (Atlanta)			
DATE/SITE: September 11, 1991 at Fulton County Stadium	SCORE: ATL 9, SD 0	OF NOTE: 2 BB, 1 error	
RHP A.J. Burnett (Florida)			
DATE/SITE: May 12, 2001 at Qualcomm Stadium	SCORE: FLA 3, SD 0	OF NOTE: 9 BB, 1 HBP	
LHP Bud Smith (St. Louis)			
DATE/SITE: September 3, 2001 at Qualcomm Stadium	SCORE: STL 2, SD 0	OF NOTE: 4 BB, 1 error	
LHP Jonathan Sanchez (San Francisco)			
DATE/SITE: July 10, 2009 at AT&T Park	SCORE: SF 8, SD 0	OF NOTE: 1 error	
RHP Tim Lincecum (San Francisco)			
DATE/SITE: July 13, 2013 at Petco Park	SCORE: SF 9, SD 0	OF NOTE: 4 BB, 1 HBP	

CLOSE CALLS (19)

A look at San Diego's closest calls; Padres who have carried no-hitters into the eighth inning or beyond:

DATE/OPPONENT	PITCHER(S)	RESULT
July 21, 1970 vs. NYM	Clay Kirby	Manager Preston Gomez lifted Kirby after 8.0 no-hit innings vs. New York (NL). Jack Baldschun allowed a Bud Harrelson single to open the ninth.
Sept. 13, 1971 at HOU	Clay Kirby	Houston's John Edwards doubles with one out in the eighth.
Sept. 18, 1971 at SF	Clay Kirby	Giants Willie McCovey homered with no outs in the eighth.
July 18, 1972 vs. PHI	Steve Arlin	Philadelphia's Denny Doyle singled with two outs in the ninth.
July 3, 1975 vs. CIN	Randy Jones	Bill Plummer doubles in the eighth in Jones' second one-hitter of the season.
June 12, 1976 vs. PHI	Dave Freisleben	Philadelphia's Garry Maddux singles to lead off the eighth.
Sept. 13, 1976 vs. SF	Tom Griffin	San Francisco's Ken Reitz singles to lead off the eighth.
Sept. 29, 1976 vs. CIN	Brent Strom	Cincinnati's George Foster doubles to lead off the eighth.
July 16, 1977 vs. LAD	Bob Owchinko	Los Angeles' Steve Garvey reaches on a bunt single with one out in the eighth.
July 14, 1991 at NYM	Greg Harris	Mets Mackey Sasser leads off the eighth with a ground-rule double.
Aug. 3, 1991 at ATL	Andy Benes, Mike Maddux	Andy Benes tosses 6.0 hitless innings and is relieved by Mike Maddux. Maddux surrenders leadoff homer to Atlanta's Ron Gant in the eighth.
July 3, 1994 vs. NYM	Andy Benes	Rico Brogna collects the Mets lone hit, a leadoff double in the eighth.
Sept. 5, 1997 vs. ATL	Andy Ashby	Kenny Lofton leads off the ninth with a single to right on a 3-2 pitch.
June 27, 1998 vs. ANA	Sterling Hitchcock	Anaheim's Phil Nevin homers on the first pitch of the top of the eighth inning.
July 3, 2004 vs. KC	Adam Eaton	Dee Brown doubles off the left field wall to open the eighth inning.
May 30, 2006 vs. COL	Chris Young	Brad Hawpe leads off the eighth with a double to right field.
Sept. 22, 2006 vs. PIT	Chris Young	Pinch-hitter Joe Randa hits a two-run homer to center with one out in the ninth.
Sept. 7, 2008 at MIL	Chris Young	Milwaukee's Gabe Kapler homers with two-out in the eighth.
July 9, 2011 at LAD	Aaron Harang, Josh Spence, Chad Qualls, Mike Adams, Luke Gregerson	Aaron Harang (6.0), Josh Spence (0.1), Chad Qualls (0.2) and Mike Adams (1.0) worked 8.0 hitless innings before Luke Gregerson allows two-out double to Juan Uribe in the ninth inning of a tie game.

HISTORY & RECORDS

LOW-HIT GAMES

ONE-HITTERS BY PADRES (27)

PITCHER (S)	DATE/OPPONENT	SCORE	HIT BY/INNING
Dick Kelley	July 6, 1969 vs. Houston (Game 2)	1-0	Menke, single in second
Clay Kirby	September 18, 1971 at San Francisco	2-1	McCovey, homer in eighth
Steve Arlin	June 23, 1972 vs. San Francisco	4-1	Maddox, triple in second
Dan Spillner	June 19, 1974 at Chicago (NL)	1-0	Monday, single in third
Randy Jones	May 19, 1975 vs. St. Louis	1-0 (10 inn.)	Melendez, single in seventh
Randy Jones	July 3, 1975 vs. Cincinnati	2-1	Plummer, double in eighth
Eric Rasmussen	September 28, 1979 at San Francisco	2-0	Evans, single in second
Juan Eichelberger	June 2, 1982 at Chicago (NL)	3-1	Thompson, infield single in second
Dave Dravecky	July 30, 1984 vs. Los Angeles	12-0	Russell, double in seventh
Mark Thurmond	April 30, 1986 vs. St. Louis	5-0	McGee, single in seventh
Jimmy Jones	Sept. 21, 1986 at Houston	5-0	Knepper, triple in third
Andy Hawkins	April 24, 1988 vs. Houston	3-0	Doran, single in seventh
Bruce Hurst	April 10, 1989 vs. Atlanta	5-2	L. Smith, homer in third
Greg Harris, Craig Lefferts	July 14, 1991 at New York (NL)	2-1	Sasser, double in eighth
Bruce Hurst	May 18, 1992 vs. New York (NL)	3-0	Walker, infield single in sixth
Andy Benes, Gene Harris	July 7, 1993 at New York (NL)	2-0	Kent, infield single in second
Andy Benes	July 3, 1994 vs. New York (NL)	7-0	Brogna, double in eighth
Hitchcock, Hoffman	April 5, 1997 Philadelphia	4-1	Brogna, double in fifth
Kevin Brown	August 16, 1998 vs. Milwaukee (Game 1)	4-0	Burnitz, single in seventh
Chris Young, Cla Meredith	September 22, 2006 vs. Pittsburgh	6-2	Randa, homer in ninth
Chad Gaudin, Heath Bell	June 28, 2009 at Texas	2-0	Young, single in first
Mat Latos, Greg Burke, Mike Ekstrom	July 29, 2009 at Cincinnati	7-1	Hairston Jr., homer in fourth
Clayton Richard, Mike Adams, Luke Gregerson	September 30, 2009 vs. Los Angeles (NL)	5-0	Kemp, single in first
Mat Latos	May 13, 2010 at San Francisco	1-0	Whiteside infield single in sixth
Cory Luebke, Ernesto Frieri	September 19, 2011 at Colorado	8-2	Ellis homer in sixth
Edinson Volquez	July 19, 2012 vs. Houston	1-0	Downs infield single in fourth
Andrew Cashner	September 16, 2013 at Pittsburgh	2-0	Tabata single to lead off seventh

ONE-HITTERS BY OPPONENTS (31)

PITCHER (S)	DATE/OPPONENT	RESULT	HIT BY/INNING
Tom Griffin	April 19, 1970 at Houston	L1-5	Gaston, double in seventh
Bob Gibson	June 17, 1970 vs. St. Louis	L0-8	Murrell, single in seventh
Larry Dierker	May 6, 1971 vs. Houston	L0-8	Brown, single in seventh
Bill Stoneman	June 16, 1971 at Montreal	L0-2	Gaston, single in seventh
Juan Pizarro	August 5, 1971 at Chicago (NL)	L0-3	Brown, single in fifth
Tom Seaver	July 4, 1972 at New York (NL) - Game 1	L0-2	Lee, single in ninth
Don Sutton	May 9, 1974 vs. Los Angeles	L-0-6	Grubb, single in second
John Curtis	August 29, 1974 vs. St. Louis	L1-3	Kendall, single in eighth
Steve Stone, Tom Dettore	July 19, 1975 vs. Chicago	L1-2	Grubb, single in seventh
Dennis Lamp	June 9, 1978 at Chicago	L0-5	Richards, single in seventh
Dick Ruthven	May 9, 1979 vs. Philadelphia	L0-2	Briggs, double in seventh
Bruce Kison	June 3, 1979 at Pittsburgh	L0-7	Evans, double in eighth
Nolan Ryan	August 11, 1982 vs. Houston	L0-3	Kennedy, single in fifth
Nolan Ryan	August 3, 1983 vs. Houston	L0-1	Flannery, single in third
Rick Honeycutt	April 27, 1984 vs. Los Angeles	L0-1 (6.2 inn.)	Salazar, inf. single in fourth
Orel Hershiser	April 26, 1985 at Los Angeles	L0-2	Gwynn, single in fourth
Tom Browning	June 6, 1988 vs. Cincinnati	L0-12	Gwynn, single in ninth
David Cone	August 29, 1988 at New York (NL)	L0-6	Gwynn, double in fourth
Trevor Wilson	June 13, 1990 vs. San Francisco	L0-6	Pagliarulo, single in ninth
Mercker, Wohlers, McMichael	September 9, 1993 vs. Atlanta	L0-1 (10 inn.)	Lopez, single in eighth
Tim Pugh	September 29, 1993 vs. Cincinnati	L0-8	Bean, pinch-hit single in ninth
Pete Harnisch	September 17, 1993 at Houston	L0-3	Brown, bunt single in sixth
Pedro Martinez, Mel Rojas	June 3, 1995 vs. Montreal	L0-1 (10 inn.)	Roberts, double in tenth
S. Cooke, R. Loiselle, J. Ericks	April 8, 1997 vs. Pittsburgh	L0-2	Finley, single in first
Greg Maddux	April 27, 1997 at Atlanta	L0-2 (5 inn.)	Caminiti, single in second
M. Morgan, S. Belinda, J. Shaw	August 13, 1997 vs. Cincinnati	L0-2	Sweeney, single in seventh
Curt Schilling, Randy Johnson	July 18, 2001 vs. Arizona	L0-3	Gonzalez, single in eighth
Randy Johnson	July 24, 2001 at Arizona	L0-11	Trammell, single in first
Jonathan Sanchez, Sergio Romo	April 20, 2010 vs. San Francisco	W1-0	Headley single in fourth
Jonathan Niese	June 10, 2010 at New York (NL)	L0-3	Denorfia double in third
Rubby De La Rosa, Matt Guerrier,	July 9, 2011 at Los Angeles (NL)	L0-1	Maybin single in fifth
Mike MacDougal, Blake Hawksworth			



HISTORY & RECORDS

HOME RUN HISTORY

INSIDE-THE-PARK HOMERS BY PADRES (20)

PLAYER	DATE/OPPONENT
Dave W. Roberts	Sept. 29, 1973 vs. Los Angeles
Derrel Thomas	June 14, 1974 at Montreal
Luis Salazar	July 8, 1982 at Philadelphia
Gene Richards	July 10, 1982 at New York (NL)
Gene Richards	Sept. 26, 1982 at Atlanta
Carmelo Martinez	Sept. 2, 1984 at New York (NL)
Garry Templeton	Sept. 17, 1987 vs. Atlanta
John Kruk	Sept. 24, 1987 at Cincinnati
Tony Gwynn	July 29, 1988 vs. Cincinnati
Bip Roberts	April 28, 1990 vs. Pittsburgh
Jack Howell	August 16, 1991 vs. Atlanta
Tony Gwynn*	June 26, 1997 at Los Angeles (NL)
Bret Boone	May 11, 2000 at Cincinnati
Ruben Rivera	July 18, 2000 vs. Anaheim
Sean Burroughs	May 16, 2003 vs. Atlanta
Kyle Blanks	August 18, 2009 vs. Chicago (NL)
Tony Gwynn	June 13, 2010 vs. Seattle
Tony Gwynn	July 17, 2010 vs. Arizona
Chris Denorfia	August 5, 2010 at Los Angeles (NL)
Everth Cabrera	June 8, 2012 at Milwaukee

*Grand Slam

INSIDE-THE-PARK HOMERS AGAINST PADRES (31)

PLAYER	DATE/OPPONENT
Denny Doyle	July 18, 1970 vs. Philadelphia
Cesar Geronimo	July 2, 1972 vs. Cincinnati
Joe Morgan	May 18, 1973 at Cincinnati
Pete Rose	June 29, 1973 at Cincinnati
Paul Casanova	August 5, 1973 at Atlanta
Tito Fuentes	Sept. 23, 1973 at San Francisco
Mike Schmidt	April 27, 1974 vs. Philadelphia
Heity Cruz	June 18, 1976 at St. Louis
Lou Brock	June 18, 1976 at St. Louis
Bob Boone	July 10, 1976 at Philadelphia - Gm 2
Ellis Valentine	May 21, 1977 at Montreal
Pete Rose	Sept. 7, 1978 at Cincinnati
Jerry White	June 12, 1980 at Montreal
Larry Bowa	August 21, 1980 at Philadelphia
Tim Lincecum	May 7, 1981 at Montreal
Larry Walker	May 5, 1992 at Montreal
Ken Caminiti	May 22, 1993 vs. Houston
Mitch Webster	June 21, 1994 vs. Los Angeles
Reggie Sanders	April 29, 1995 vs. Cincinnati
Ron Gant*	April 20, 1997 vs. St. Louis
Kenny Lofton	May 27, 1997 vs. Atlanta
Barry Bonds	Sept. 21, 1997 vs. San Francisco
Mike Lansing	Sept. 6, 1998 at Colorado
Jimmy Rollins	August 4, 2004 vs. Philadelphia
Dustan Mohr	July 10, 2005 at Colorado
Kelly Stinnett	August 29, 2005 vs. Arizona
Kazuo Matsui	April 20, 2006 vs. New York (NL)
Garrett Atkins	September 23, 2007 vs. Colorado
Stephen Drew	April 5, 2010 at Arizona
Shane Victorino	April 24, 2011 vs. Philadelphia
Justin Upton	August 25, 2012 at Arizona

*During Padres Paradise Series in Honolulu, HI

PADRES PITCHERS CAREER HOME RUN LEADERS

RK	PLAYERS	HOME RUNS
1.	Tim Lollar	8
2.	Mike Corkins	5
3.	Andy Benes	4
	Eric Show	4
	Joey Hamilton	4

ALL-TIME PADRES GRAND SLAM LEADERS

RK	PLAYERS	GRAND SLAMS
1.	Phil Nevin	7
2.	Nate Colbert	5
3.	Steve Finley	4
	Adrian Gonzalez	4
5.	10 tied with	3

CAREER GRAND SLAMS BY ACTIVE PADRES

RK	PLAYERS	GRAND SLAMS
1.	Carlos Quentin	4
2.	Chase Headley	3
T3.	Several tied with	1

LONGEST HOME RUNS AT PETCO PARK

PLAYER	TEAM	DISTANCE	DATE
1. Adrian Gonzalez	San Diego	458'	April 26, 2009
2. Yasiel Puig	Los Angeles-NL	457'	September 21, 2013
3. Andruw Jones	Atlanta	453'	July 15, 2006
Russell Branyan	San Diego	453'	September 24, 2006
Chris Davis	Baltimore	453'	August 7, 2013
5. Mark Reynolds	Arizona	451'	August 30, 2007
6. Adam LaRoche	Pittsburgh	446'	September 28, 2008
Mark Reynolds	Arizona	446'	August 26, 2010
8. Matt Holliday	St. Louis	445'	August 22, 2009
Cameron Maybin	San Diego	445'	April 5, 2012
Logan Forsythe	San Diego	445'	June 10, 2013

HISTORY & RECORDS

ALL-TIME SINGLE-SEASON RECORDS

CLUB GENERAL

WINS AND LOSSES

BEST OVERALL RECORD.....	98-64, 1998
BEST HOME RECORD.....	54-27, 1998
BEST ROAD RECORD.....	46-35, 1996
MOST HOME WINS.....	54, 1998
MOST ROAD WINS.....	46, 1996
MOST HOME LOSSES.....	54, 1972
MOST ROAD LOSSES.....	57, 1969 & 1974
FEWEST HOME WINS.....	28, 1969
FEWEST ROAD WINS.....	24, 1969 & 1974
FEWEST HOME LOSSES.....	27, 1998
FEWEST ROAD LOSSES.....	35, 1996
WINS VS. ONE CLUB.....	14, vs. San Francisco, 2007
HOME WINS VS. ONE CLUB.....	8, 8x, last vs. Arizona, 2013
ROAD WINS VS. ONE CLUB.....	7, 10x, last at Arizona, 2012
LOSSES VS. ONE CLUB.....	17, vs. Atlanta, 1974
HOME LOSSES VS. ONE CLUB.....	9, 2x, vs. LA, 1971 and vs. Atlanta, 1974
AWAY LOSSES VS. ONE CLUB.....	9, 2x, at Atlanta, 1980 and at Arizona, 2002
MOST WINS IN A MONTH.....	22 in May, 2005
MOST LOSSES IN A MONTH.....	23 in May, 2003

SHUTOUTS

MOST PLAYED.....	34, 2x, 1972 & 1976
MOST WON.....	20, 2x, 2007 & 2010
MOST LOST.....	23, 2x, 1969 & 1976
MOST WON, HOME.....	14, 2007
MOST WON, AWAY.....	13, 1985
MOST LOST, HOME.....	13, 2001
MOST LOST, AWAY.....	15, 1969
MOST WINS BY SHUTOUT vs. ONE TEAM.....	5, 2x, vs. Houston, 1984 and vs. Los Angeles-(NL), 2002
MOST LOSSES BY SHUTOUT vs. ONE TEAM.....	5, 7x, last by Los Angeles-NL, 2011

SEASON SERIES

SEASON SWEEP BY PADRES.....	5x, last vs. Florida (7-0), 2011
SEASON SWEEP BY OPPOSITION.....	12x, last by Boston and Tampa Bay, 2013
SWEEPS BY PADRES AT SAN DIEGO.....	39x, last vs. Atlanta (3-0) and Miami (3-0), 2013
SWEEPS BY OPPOSITION AT SAN DIEGO.....	35x, last vs. Baltimore (0-2), 2013
SWEEPS BY PADRES ON ROAD.....	17x, last at Baltimore (2-0), 2013
SWEEPS BY OPPOSITION ON ROAD.....	44x, last by Boston (0-3) and Tampa Bay (0-3), 2013

ONE-RUN GAMES

MOST PLAYED.....	64, 1980
MOST WON.....	34, 1978 & 1984
MOST LOST.....	37, 1970
MOST WON, HOME.....	24, 1979
MOST WON, ROAD.....	15, 1978 & 1984
MOST LOST, HOME.....	20, 1972
MOST LOST, ROAD.....	22, 1970, '79 & '93
FEWEST WON.....	12, 1994
FEWEST LOST.....	15, 1991, 2001, '04
FEWEST WON, HOME.....	9, 2011
FEWEST WON, ROAD.....	3, 2008
FEWEST LOST, HOME.....	3, 1974
FEWEST LOST, ROAD.....	7, 1977

EXTRA-INNING GAMES

MOST.....	24, 1996 & 2000
MOST WON.....	13, 1996
MOST LOST.....	14, 1972

DOUBLEHEADERS

MOST WON.....	5, 1977
MOST LOST.....	8, 1969
BEST RECORD.....	5-1-2, 1977

1-0 GAMES

MOST WON.....	6, 2x, 1985 & 2010
MOST LOST.....	6, 2011

VS. RIGHTHANDERS

MOST WON.....	71, 2006
MOST LOST.....	93, 1969

VS. LEFTHANDERS

MOST WON.....	32, 1990 & 1992
MOST LOST.....	37, 2008

MOST GAMES WON, STARTERS.....	68, 1988, 1989
MOST GAMES LOST, STARTERS.....	89, 1969

MOST GAMES WON, RELIEVERS.....	32, 1977
MOST GAMES LOST, RELIEVERS.....	35, 2002

PLAYERS USED

SEASON, MOST.....	59, 2002 and 2008+*
SEASON, FEWEST.....	31, 1984

PITCHERS USED

SEASON, MOST.....	37, 2002*
SEASON, FEWEST.....	12, 1973

* Major League Record

+ Ties Major League Record

National League Record



HISTORY & RECORDS

CLUB BATTING

BATTING AVERAGE:	HIGHEST — .275 in 1994	LOWEST — .225 in 1969
AT-BATS:	MOST — 5,655 in 1996	FEWEST — 5,357 in 1969
RUNS SCORED:	MOST — 795 in 1997	FEWEST — 468 in 1969
HITS:	MOST — 1,521 in 2004	FEWEST — 1,203 in 1969
SINGLES:	MOST — 1,105 in 1980	FEWEST — 878 in 2009
DOUBLES:	MOST — 322 in 2007	FEWEST — 180 in 1969
TRIPLES:	MOST — 53 in 1979	FEWEST — 16 in 1997
HOME RUNS:	MOST — 172 in 1970	FEWEST — 64 in 1976
AT HOME:	MOST — 87 in 1992, '93	FEWEST — 29 in 1980
ON THE ROAD:	MOST — 104 in 1970	FEWEST — 34 in 1976
GRAND SLAMS:	MOST — 10 in 2001	FEWEST — 0 in 1973, '79, '82, '87
RUNS BATTED IN:	MOST — 761 in 1997	FEWEST — 431 in 1969
EXTRA-BASE HITS:	MOST — 524 in 2007	FEWEST — 305 in 1980
TOTAL BASES:	MOST — 2,322 in 2006	FEWEST — 1,764 in 1969
SLUGGING PERCENTAGE:	HIGHEST — .416 in 2006	LOWEST — .329 in 1969
PINCH HITS:	MOST — 74 in 1986	FEWEST — 35 in 1985, '88
PINCH-HIT GAME-WINNING RBI:	MOST — 9 in 2013	
PINCH-HIT AVERAGE:	HIGHEST — .276 in 1978	LOWEST — .161 in 2011
PINCH-HIT HOME RUNS:	MOST — 10 in 1995	FEWEST — 1 in 1971, '79, '87
STOLEN BASES:	MOST — 239 in 1980	FEWEST — 36 in 2008
CAUGHT STEALING:	MOST — 91 in 1987	FEWEST — 17 in 2008
HOME RUNS vs. ONE NL CLUB:	MOST — 28 vs. ARL, '07 & '10	FEWEST — 1, several times
STRIKEOUTS:	MOST — 1,320 in 2011	FEWEST — 716 in 1976
BASE ON BALLS:	MOST — 678 in 2001	FEWEST — 401 in 1973
LEFT ON BASE:	MOST — 1,239 in 1980	FEWEST — 998 in 1995
HIT BY PITCH:	MOST — 59 in 1993	FEWEST — 9 in 1989
SACRIFICE HITS:	MOST — 133 in 1975	FEWEST — 29 in 2001
SACRIFICE FLIES:	MOST — 66 in 2004	FEWEST — 19 in 1971
GROUNDED INTO DOUBLE PLAYS:	MOST — 146 in 1996	FEWEST — 81 in 1978
SHUTOUTS:	MOST — 23 in 1969 & '76	FEWEST — 3 in 2004

CLUB PITCHING

EARNED RUN AVERAGE:	LOWEST — 3.22 in 1971	HIGHEST — 4.98 in 1997
COMPLETE GAMES:	MOST — 47 in 1971, '76	FEWEST — 0 in 2011
STRIKEOUTS:	MOST — 1,295 in 2010	FEWEST — 652 in 1976
BASE ON BALLS:	MOST — 715 in 1974	FEWEST — 422 in 2004
HITS:	MOST — 1,581 in 1997	FEWEST — 1,305 in 2010
RUNS ALLOWED:	MOST — 891 in 1997	FEWEST — 581 in 2010
SAVES:	MOST — 59 in 1998	FEWEST — 17 in 1971
WILD PITCHES:	MOST — 73 in 1999	FEWEST — 23 in 1979, '85
BALKS:	MOST — 25 in 1977	FEWEST — 2 in 2004 & 2013
HIT BATSMEN:	MOST — 68 in 2000	FEWEST — 12 in 1978, '80
HOME RUNS ALLOWED:	MOST — 219 in 2001	FEWEST — 74 in 1978
HOME RUNS ALLOWED vs. ONE NL CLUB:	MOST — 37 by COL, 2001	FEWEST — 1, several times
SHUTOUTS:	MOST — 20 in 2007, '10	FEWEST — 2 in 1997

CLUB FIELDING

FIELDING PERCENTAGE:	HIGHEST — .988 in 2010	LOWEST — .971 in 1975, '77
ERRORS:	FEWEST — 72 in 2010	MOST — 189 in 1977
DOUBLE PLAYS:	MOST — 171 in 1978	FEWEST — 97 in 2012
PUTOUTS:	MOST — 4,467 in 1996	FEWEST — 4,263 in 1999
ASSISTS:	MOST — 2,012 in 1980	FEWEST — 1,529 in 2005
TOTAL CHANCES:	MOST — 6,543 in 1980	FEWEST — 6,004 in 2005
PASSED BALLS:	MOST — 22 in 1987	FEWEST — 2 in 1992

MOST CONSECUTIVE ERRORLESS GAMES	11, 2x, August 17-28, 2010 and April 14-26, 2013
MOST CONSECUTIVE ERRORLESS GAMES TO BEGIN A SEASON	5, April 5-9, 1988
MOST CONSECUTIVE ERRORLESS INNINGS	108, August 16-29, 2010
MOST ERRORLESS GAMES	107, 2010

LONGEST WINNING STREAKS

STREAK (GAMES)	DATES
14	June 18-July 2, 1999
11	June 7-19, 1998
11	April 14-27, 1982
10	July 25-August 4, 1978
10	May 15-May 25, 2009
9	April 30-May 8, 2006

HISTORY & RECORDS

INDIVIDUAL BATTING

BATTING AVERAGE394, Tony Gwynn, 1994
SLUGGING PERCENTAGE621, Ken Caminiti, 1996
GAMES PLAYED	162, Dave Winfield, 1980; Steve Garvey, 1985; Joe Carter, 1990; Adrian Gonzalez, 2008
RUNS SCORED	126, Steve Finley, 1996
HITS	220, Tony Gwynn, 1997
TOTAL BASES	348, Steve Finley, 1996
SINGLES	177, Tony Gwynn, 1984
DOUBLES	49, Tony Gwynn, 1997
TRIPLES	13, Tony Gwynn, 1987 & Dave Roberts, 2006
HOME RUNS	50, Greg Vaughn, 1998
MOST GAMES HITTING HOME RUNS FROM BOTH SIDES OF PLATE	4, Ken Caminiti, 1996
RUNS BATTED IN	130, Ken Caminiti, 1996
GRAND SLAMS	4, Phil Nevin, 2001
GAME-WINNING RBI	21, Gary Sheffield, 1992
PINCH-HIT AVERAGE (Minimum 20 at bats)478, Terry Kennedy, 1986
MOST PINCH HITS	21, Merv Rettenmund, 1977
STOLEN BASES	70, Alan Wiggins, 1984
STRIKEOUTS, MOST	160, Mike Cameron, 2007
STRIKEOUTS, FEWEST (Minimum 502 Plate App.)	15, Tony Gwynn, 1995
BASE ON BALLS	132, Jack Clark, 1989
INTENTIONAL WALKS	35, Adrian Gonzalez, 2010
SACRIFICE HITS	28, Ozzie Smith, 1978
SACRIFICE FLIES	16, Mark Loretta, 2004
HIT BY PITCH	17, Carlos Quentin, 2012
GROUNDED INTO DOUBLE PLAYS, MOST	25, Steve Garvey, 1984 & 1985 & Kevin Kouzmanoff, 2009
GROUNDED INTO DOUBLE PLAYS, FEWEST (Minimum 502 Plate App.)	2, Alan Wiggins, 1984

INDIVIDUAL PITCHING

APPEARANCES, MOST	83, Craig Lefferts, 1986
COMPLETE GAMES	25, Randy Jones, 1976
STARTS	40, Randy Jones, 1976
GAMES FINISHED	69, Rollie Fingers, 1977
SHUTOUTS	6, Fred Norman, 1972 & Randy Jones, 1975
VICTORIES, MOST	22, Randy Jones, 1976
WON-LOST PCT. (Min. 15 decisions)778, Gaylord Perry, 1978 (21-6) & Dennis Rasmussen, 1988 (14-4)
LOSSES	22, Randy Jones, 1974
INNINGS PITCHED	315.1, Randy Jones, 1976
RUNS ALLOWED	137, Bobby J. Jones, 2001
EARNED RUNS ALLOWED	117, Bill Greif, 1974 & Matt Clement, 2000
HITS	274, Randy Jones, 1976
BASE ON BALLS	125, Matt Clement, 2000
STRIKEOUTS	257, Kevin Brown, 1998
STRIKEOUTS/9 INNINGS (Min. 162 IP)	9.87, Andy Benes, 1994
LOWEST ERA (Min. 162 IP)	2.10, Dave Roberts, 1971
HOME RUNS ALLOWED	37, Kevin Jarvis & Bobby J. Jones, 2001
SAVES	53, Trevor Hoffman, 1998
HIT BATSMEN	16, Matt Clement, 2000
WILD PITCHES	23, Matt Clement, 2000
BALKS	6, Tom Griffin & Bob Shirley, 1977

MISCELLANEOUS RECORDS

YOUNGEST PADRE	Brian Greer, at Los Angeles-NL, September 13, 1977 (18 years, 122 days)
OLDEST PADRE	Jesse Orosco, vs. Arizona, July 20, 2003 (46 years, 90 days)

INDIVIDUAL FIELDING

BEST FIELDING PERCENTAGE (min. 2/3 of team games played)	1.000, Steve Garvey, 1984
FIRST BASEMAN	1.000, David Eckstein, 2010
SECOND BASEMAN984, Khalil Greene, 2007
SHORTSTOP990, Kevin Kouzmanoff, 2009
THIRD BASEMAN	1.000, Eric Owens, 2000 & Dave Roberts, 2006
OUTFIELDER998, Gene Tenace, 1979
CATCHER (min. 1/2 of team games played)	1.000, 29 times, last by Edinson Volquez, 2012
PITCHER (min. 1.0 IP per team game)	



HISTORY & RECORDS

ALL-TIME SINGLE-GAME RECORDS

CLUB GENERAL

PLAYERS USED

PADRES (9-Inning Game)	24, at San Francisco, September 26, 1997
PADRES (Extra Innings)	26, vs. Florida, Sept. 9, 1997 (13 innings)
BOTH TEAMS	50, at Los Angeles, September 13, 1982 (16 innings)

LONGEST GAME, INNINGS

HOME	22, vs. Colorado, April 17, 2008
ROAD	21, at Montreal, May 21, 1977

LONGEST GAME TIME, 9 INNINGS

HOME	3:51 vs. San Francisco, May 6, 1995
ROAD	4:10 at Florida, July 27, 1996

SHORTEST GAME TIME, 9 INNINGS

HOME	1:29, vs. Philadelphia, May 4, 1977
------	-------------------------------------

LONGEST GAME TIME, EXTRA INNINGS

HOME	6:17, vs. Houston, August 15, 1980 (20 innings)
ROAD	5:33, at Montreal, May 21, 1977 (21 innings)

SHORTEST GAME TIME, EXTRA INNINGS

HOME	2:00, vs. St. Louis (10 innings), May 19, 1975
------	--

LARGEST MARGINS OF VICTORY, DEFEAT

MARGIN OF VICTORY	16, vs. Florida, August 23, 2002 (18-2)
MARGIN OF DEFEAT	19, at Chicago (NL), May 13, 1969 (19-0), vs. Los Angeles, June 28, 1969 (19-0) and at Colorado, September 20, 2005 (20-1)

LARGEST SHUTOUTS

VICTORY	13-0, vs. Cincinnati, August 11, 1991
LOSS	19-0, at Chicago (NL), May 13, 1969 and vs. Los Angeles, June 28, 1969

CLUB BATTING

AT-BATS IN NINE-INNING GAME.....48, at Atlanta, August 12, 2003

AT-BATS IN EXTRA-INNING GAME.....75, vs. Houston, September 24, 1971 (21 innings) (1st game)

RUNS SCORED IN NINE-INNING GAME.....20, at Florida, July 27, 1996 and at Montreal, May 19, 2001

RUNS SCORED IN EXTRA-INNING GAME.....17, at San Francisco, May 23, 1970 (15 inn.)

RUNS SCORED IN A LOSS.....14, at St. Louis, August 29, 2001 (14-16)

MOST RUNS, BOTH TEAMS IN NINE-INNING GAME.....32, San Diego 20, at Florida 12, July 27, 1996

MOST RUNS, BOTH TEAMS IN EXTRA-INNING GAME.....33, San Diego 17, at San Francisco 16, May 23, 1970 (15 inn.)

HITS IN NINE-INNING GAME.....24, vs. San Francisco, April 19, 1982 and at Atlanta, August 12, 2003

HITS IN EXTRA-INNING GAME.....21, vs. Houston, July 5, 1969 and at San Francisco, May 23, 1970

MOST HITS, BOTH TEAMS IN NINE-INNING GAME.....36, San Diego 19, at Florida 17, July 27, 1996

and San Diego 16, at Colorado 20, September 24, 2001

MOST HITS, BOTH TEAMS IN EXTRA-INNING GAME.....44, San Diego 21, at San Francisco 23, May 23, 1970 (15 inn.)

SINGLES.....18, five times, last at Milwaukee, May 11, 2011

DOUBLES.....9, at Cincinnati, August 12, 2007

TRIPLES.....4, twice, at Pittsburgh, June 2, 1970 and at St. Louis, May 5, 1978

HOME RUNS IN NINE-INNING GAME.....6, at Cincinnati, July 17, 1998

HOME RUNS IN EXTRA-INNING GAME.....5, four times, last vs. Cincinnati, May 25, 2008 (18 innings)

EXTRA-BASE HITS.....12, at Cincinnati, August 12, 2007

TOTAL BASES

PADRES.....39, three times, last vs. Cincinnati, May 25, 2008 (18 inn.)

OPPONENTS.....49, at Chicago (NL), May 17, 1977

RUNS BATTED IN

PADRES.....20, at Florida, July 27, 1996

OPPONENTS.....22, at Chicago (NL), May 17, 1977

BASE ON BALLS IN NINE-INNING GAME.....12, four times, last at San Francisco, May 11, 2010

BASE ON BALLS IN EXTRA-INNING GAME.....14, vs. Pittsburgh, August 25, 1979 (19 inn.)

INTENTIONAL BASE ON BALLS IN NINE-INNING GAME.....4, three times, last vs. Montreal, August 18, 1988

INTENTIONAL BASE ON BALLS IN EXTRA-INNING GAME.....6, vs. Pittsburgh, August 25, 1979 (19 inn.)

STRIKEOUTS IN NINE-INNING GAME.....19, at New York (NL), April 22, 1970

STRIKEOUTS IN EXTRA-INNING GAME.....20, vs. San Francisco, June 19, 2001 (15 inn.)

STOLEN BASES

PADRES.....9, vs. Colorado, June 28, 1999

OPPONENTS.....10, at Florida, May 18, 2000

MOST LEFT ON BASE

PADRES IN NINE-INNING GAME.....17, vs. Atlanta, May 24, 1977

OPPONENTS IN NINE-INNING GAME.....18, vs. Seattle, June 27, 2008

PADRES IN EXTRA INNINGS.....26, vs. Pittsburgh, August 25, 1979 (19 inn.)

OPPONENTS IN EXTRA INNINGS.....23, at Montreal, May 21, 1977 (21 inn.)

FEWEST LEFT ON BASE

PADRES.....0, nine times, last vs. Atlanta, June 10, 2013

OPPONENTS.....0, six times, last at Pittsburgh, September 16 & 18, 2013

PINCH-HITTERS USED.....8, vs. San Francisco, September 16, 1986

GROUNDED INTO DOUBLE PLAYS IN NINE-INNING GAME.....5, at Houston, July 23, 1999

GROUNDED INTO DOUBLE PLAYS IN EXTRA-INNING GAME.....6, at Colorado, June 5, 1997 (11 inn.)

HISTORY & RECORDS

ALL-TIME SINGLE-GAME RECORDS (CONT.)

CLUB PITCHING

HITS ALLOWED IN NINE-INNING GAME	24, at Chicago (NL), May 17, 1977
HITS ALLOWED IN EXTRA-INNING GAME	25, at Montreal, May 21, 1977 (21 inn.)
RUNS ALLOWED	23, at Chicago (NL), May 17, 1977
EARNED RUNS ALLOWED	20, at Chicago (NL), May 17, 1977
SINGLES ALLOWED IN NINE-INNING GAME	17, vs. New York (NL), August 26, 1986
SINGLES ALLOWED IN EXTRA-INNING GAME	18, vs. St. Louis, August 31, 1979 (15 inn.)
DOUBLES ALLOWED IN NINE-INNING GAME	8, vs. Houston, August 6, 1970
DOUBLES ALLOWED IN EXTRA-INNING GAME	8, vs. Arizona, June 7, 2009 (18 inn.)
TRIPLES ALLOWED IN NINE-INNING GAME	4, vs. Montreal, July 8, 1994 and at Chicago (NL), May 15, 1997
TRIPLES ALLOWED IN EXTRA-INNING GAME	4, at New York (NL), July 6, 1979 (12 inn.)
HOME RUNS ALLOWED IN NINE-INNING GAME	7, three times, last at Cincinnati, August 13, 2011
HOME RUNS ALLOWED IN EXTRA-INNING GAME	7, at Los Angeles (NL), September 18, 2006 (10 inn.)
EXTRA-BASE HITS ALLOWED IN NINE-INNING GAME	11, three times, last vs. Montreal, July 8, 1994
EXTRA-BASE HITS ALLOWED IN EXTRA-INNING GAME	13, at Los Angeles (NL), September 18, 2006 (10 inn.)
STRIKEOUTS IN A NINE-INNING GAME	18, vs. Atlanta, May 22, 2006 and at Arizona, April 25, 2007
STRIKEOUTS IN EXTRA-INNING GAME	20, vs. San Francisco, June 19, 2001 (15 inn.) at Chicago (NL), July 31, 2002 (11 inn.) vs. Colorado, April 17, 2008 (22 inn.)
WALKS ISSUED IN NINE-INNING GAME	13, three times, last at Florida, April 28, 1997
WALKS ISSUED IN EXTRA-INNING GAME	13, at Cincinnati, April 26, 2003 (10 inn.)
INTENTIONAL WALKS IN NINE-INNING GAME	4, six times, last at Cincinnati, August 11, 2007
INTENTIONAL WALKS IN EXTRA-INNING GAME	6, at New York (NL), August 26, 1980 (18 inn.)
HIT BATTERS	4, three times, last vs. San Francisco, June 5, 2002
WILD PITCHES	5, vs. Pittsburgh, April 29, 2003
BALKS	3, at Philadelphia, September 2, 1986
PITCHERS USED IN NINE-INNING GAME	8, six times, last October 2, 2012 at Milwaukee (three times in 2012)
PITCHERS USED IN EXTRA-INNING GAME	10, vs. Arizona, June 7, 2009 (18 inn.)

CLUB FIELDING

DOUBLE PLAYS IN NINE-INNING GAME	5, four times, last at Colorado, August 9, 2008
DOUBLE PLAYS IN EXTRA-INNING GAME	6, vs. Pittsburgh, August 25, 1979 (19 inn.)
DOUBLE PLAYS TURNED BY BOTH TEAMS	7, twice, last at Colorado, September 27, 2001
TRIPLE PLAYS BY PADRES	1, eight times, last at New York (NL), June 10, 2010 (2nd game)
TRIPLE PLAYS BY OPPONENTS	1, 13 times, last at Los Angeles (NL), April 15, 2012
ASSISTS IN NINE-INNING GAME	26, vs. Pittsburgh, May 22, 1969
ASSISTS IN EXTRA-INNING GAME	28, May 21, 1977, at Montreal (21 innings)
FEWEST ASSISTS	1, vs. Philadelphia, July 12, 1992 and at Washington, August 5, 2005
ERRORS IN NINE-INNING GAME	6, six times, last vs. Atlanta, June 1, 1990
ERRORS IN EXTRA-INNING GAME	6, at New York (NL), May 7, 1972
ERRORS BY OPPONENTS IN NINE-INNING GAME	6, three times, last at Atlanta, September 17, 1988 (2nd game)
ERRORS BY OPPONENTS IN EXTRA-INNING GAME	6, twice, last at Los Angeles (NL), June 21, 1986
ERRORS BY BOTH TEAMS	11, at Chicago (NL), April 29, 1989 (San Diego 6, Chicago, 5)
MOST PASSED BALLS	2, many times, last at Philadelphia, September 12, 2013

INDIVIDUAL BATTING

AT-BATS IN NINE-INNING GAME	7, twice, Mark Kotsay and Ryan Klesko at Montreal, May 19, 2001
AT-BATS IN EXTRA-INNING GAME	9, 19 times, last Adrian Gonzalez and Tadahito Iguchi vs. Cincinnati, May 25, 2008 (18 innings)
RUNS	5, Al Martin vs. Houston, April 16, 2000
HITS IN NINE-INNING GAME	6, Adrian Gonzalez (6-for-6) at Milwaukee, August 11, 2009
HITS IN EXTRA-INNING GAME	6, three times, last Tony Gwynn (6-for-7) vs. San Francisco, August 4, 1993 (12 innings)
SINGLES IN NINE-INNING GAME	5, Kevin McReynolds vs. Cincinnati, September 5, 1984 and Adrian Gonzalez at Milwaukee, August 11, 2009
SINGLES IN EXTRA-INNING GAME	5, Gene Richards vs. Montreal, July 26, 1977 (15 innings) and Bill Fahey at Houston, September 5, 1979 (10 innings)
DOUBLES	3, 37 times, last Yonder Alonso vs. San Francisco, April 27, 2013
TRIPLES	2, 15 times, last Nick Hundley vs. New York (NL), August 16, 2011
HOME RUNS	3, six times, Nate Colbert at Atlanta, August 1, 1972 (Game 2), Steve Finley at Cincinnati, May 19, 1997, Steve Finley at San Francisco, June 23, 1997, Ken Caminiti at Los Angeles (NL), July 12, 1998, Bret Boone June 23, 2000 at Cincinnati (10 innings), Phil Nevin vs. Colorado, October 6, 2001
HIT FOR CYCLE	Never Accomplished
BACK-TO-BACK HOME RUNS TWICE BY SAME TWO PLAYERS	Gary Sheffield and Fred McGriff, August 6, 1992 vs. Houston in 1st and 2nd innings
TOTAL BASES	13, Steve Finley at San Francisco, June 23, 1997 and Ryan Klesko at St. Louis, August 29, 2001
RUNS BATTED IN	8, Nate Colbert at Atlanta, August 1, 1972 (Game 2) and Ken Caminiti vs. Colorado, September 19, 1995



HISTORY & RECORDS

ALL-TIME SINGLE-GAME RECORDS (CONT.)

INDIVIDUAL BATTING (CONT.)

SACRIFICE HITS	3, seven times, last Greg Maddux vs. Cincinnati, May 14, 2007
SACRIFICE FLIES	2, 26 times, last Chase Headley vs. Seattle, June 22, 2012
HIT BY PITCH	2, 21 times, last Nick Hundley at Baltimore, May 14, 2013
WALKS	5, Brian Giles at Chicago (NL), May 14, 2006
INTENTIONAL WALKS IN NINE-INNING GAME	3, Fernando Gonzalez vs. Cincinnati, August 10, 1978
INTENTIONAL WALKS IN EXTRA-INNING GAME	4, Garry Templeton at Pittsburgh, July 5, 1985 (12 inn.)
STRIKEOUTS IN NINE-INNING GAME	5, twice, Mike Cameron at Los Angeles (NL), September 12, 2007 Clay Hensley at Chicago (NL), May 14, 2006
STRIKEOUTS IN EXTRA-INNING GAME	5, four times, last Chase Headley vs. Arizona, June 7, 2009 (18 inn.)
STOLEN BASES	5, Alan Wiggins vs. Montreal, May 17, 1984, Tony Gwynn at Houston, September 20, 1986 and Damian Jackson vs. Colorado, June 28, 1999
CAUGHT STEALING	2, 39 times, last Alexi Amarista at Seattle, June 13, 2012
GROUND INTO DOUBLE PLAY IN NINE-INNING GAME	3, Steve Garvey vs. Atlanta, August 6, 1986 & Kevin Kouzmanoff vs. Atlanta, August 5, 2009
GROUND INTO DOUBLE PLAY IN EXTRA-INNING GAME	3, Archi Cianfrocco at Colorado, June 5, 1997 (11 inn.)

INDIVIDUAL PITCHING

HITS ALLOWED	14, four times, last Andy Ashby at New York (NL), August 10, 1999
SINGLES ALLOWED	13, three times, last Andy Ashby at New York (NL), August 10, 1999
DOUBLES ALLOWED	7, Danny Coombs vs. Houston, August 6, 1970
TRIPLES ALLOWED	3, seven times, last Edinson Volquez at Colorado, June 7, 2013
HOME RUNS ALLOWED	5, Woody Williams at Houston, July 13, 2001 & Tim Stauffer at Cincinnati, August 13, 2011
RUNS ALLOWED	11, four times, last Tim Stauffer at Philadelphia, August 26, 2007
EARNED RUNS ALLOWED	11, Junior Herndon at St. Louis, August 30, 2001 & Tim Stauffer at Philadelphia, August 26, 2007
HIT BATTERS	3, six times, last Brian Lawrence vs. Arizona, July 14, 2005
WALKS	10, Clay Kirby at San Francisco, July 15, 1969
INTENTIONAL WALKS	4, three times, Randy Jones vs. Philadelphia, June 16, 1978 Mike Caldwell at Philadelphia, May 11, 1972 (12 inn.)
INTENTIONAL WALKS IN MORE THAN 9.0 IP	4, Dennis Kinney (9.1 IP) at Philadelphia, August 21, 1980 (17 inn.)
STRIKEOUTS	16, Jake Peavy vs. Atlanta, May 22, 2006 (7.0 IP) and at Arizona, April 25, 2007 (7.0 IP)
STRIKEOUTS IN MORE THAN 9.0 IP	15, Clay Kirby (15.0 IP) vs. Houston (Game 1), September 24, 1971 (21 inn.)
WILD PITCHES	4, John D'Acquisto at Montreal, May 22, 1977 and Adam Eaton vs. Pittsburgh, April 29, 2003
BALKS	3, Dave LaPoint at Philadelphia, September 2, 1986
INNINGS PITCHED, STARTER	15.0, Clay Kirby vs. Houston, September 24, 1971 (Game 1)
INNINGS PITCHED, RELIEVER	9.1, Dennis Kinney at Philadelphia, August 21, 1980 (17 inn.)

INDIVIDUAL FIELDING

ERRORS	3, many times, last Everth Cabrera at Los Angeles (NL), September 5, 2009
DOUBLE PLAYS:	
FIRST BASEMAN	5, Bill Davis vs. St. Louis, May 16, 1969 and Mike Ivie at Cincinnati, April 21, 1976
SECOND BASEMAN	5, Roberto Pena vs. St. Louis, May 16, 1969
SHORTSTOP	6, Ozzie Smith vs. Pittsburgh, August 25, 1979 (19 inn.)
THIRD BASEMAN	3, eight times, last Chase Headley at Arizona, August 25, 2012
PUTOUTS:	
OUTFIELDER, NINE-INNING GAME	10, Jay Payton at New York (AL), June 11, 2004, Phil Clark vs. New York (NL), May 1, 1993 and Gene Richards vs. Los Angeles (NL), May 21, 1979
OUTFIELDER, EXTRA-INNING GAME	11, Dave Winfield at Montreal, May 21, 1977 (21 inn.)
FIRST BASEMAN, NINE-INNING GAME	19, twice, last Mike Ivie vs. Houston, August 6, 1975
FIRST BASEMAN, EXTRA-INNING GAME	23, Derrel Thomas vs. Atlanta, June 20, 1978 (10 innings)
SECOND BASEMAN, NINE-INNING GAME	9, Tim Flannery at Atlanta, September 29, 1985
SECOND BASEMAN, EXTRA-INNING GAME	11, Tadahito Iguchi vs. Colorado, April 17, 2008 (22 inn.)
SHORTSTOP, NINE-INNING GAME	8, Ozzie Smith at New York (NL), July 7, 1979
SHORTSTOP, EXTRA-INNING GAME	7, four times, last Everth Cabrera vs. Arizona, September 16, 2009 (10 inn.)
THIRD BASEMAN, NINE-INNING GAME	5, six times, last Sean Burroughs vs. Arizona, April 18, 2004
THIRD BASEMAN, EXTRA-INNING GAME	5, Luis Salazar at Houston, August 10, 1983 (14 inn.)
CATCHER, NINE-INNING GAME	18, Mike Piazza vs. Atlanta, May 22, 2006
CATCHER, EXTRA-INNING GAME	22, Ben Davis vs. San Francisco, June 19, 2001 (15 inn.)
PITCHER, NINE-INNING GAME	5, twice, last Jimmy Jones vs. Houston, April 22, 1988
ASSISTS:	
OUTFIELDER, NINE-INNING GAME	2, many times, last Chris Denorfia at San Francisco, September 27, 2013
OUTFIELDER, EXTRA-INNING GAME	3, Tony Gwynn vs. New York (NL), August 27, 1986
FIRST BASEMAN, NINE-INNING GAME	5, three times, last Keith Moreland at Cincinnati, September 19, 1988
FIRST BASEMAN, EXTRA-INNING GAME	5, twice, last Dave Magadan at Oakland, June 5, 2000 (10 inn.)
SECOND BASEMAN, NINE-INNING GAME	10, twice, last Fernando Gonzalez vs. Chicago (NL), June 15, 1979
SECOND BASEMAN, EXTRA-INNING GAME	13, Mark Loretta at Montreal, May 7, 2003 (10 inn.)
SHORTSTOP, NINE-INNING GAME	12, twice, last Ozzie Smith vs. San Francisco, April 12, 1980
THIRD BASEMAN, NINE-INNING GAME	9, Kevin Kouzmanoff at Milwaukee, September 4, 2008
THIRD BASEMAN, EXTRA-INNING GAME	9, Paul Dade vs. San Francisco, July 27, 1979 (11 inn.)
CATCHER, NINE-INNING GAME	6, Bill Fahey vs. St. Louis, May 15, 1980
CATCHER, EXTRA-INNING GAME	6, Benito Santiago at Montreal, May 15, 1989 (11 inn.)
PITCHER, NINE-INNING GAME	7, Andrew Cashner vs. Los Angeles-NL, July 23, 2013
PITCHER, EXTRA-INNING GAME	7, twice, last Randy Jones vs. San Francisco, June 24, 1975 (10 inn.)

HISTORY & RECORDS

INNING RECORDS

CLUB BATTING

PLATE APPEARANCES.....	17, vs. Pittsburgh, May 31, 1994 (2nd inning)
RUNS SCORED	13, twice, vs. Pittsburgh, May 31, 1994 (2nd inning) vs. St. Louis, August 24, 1993 (1st inning)
HITS	10, twice, vs. Florida, August 23, 2002 (5th inning) at Colorado, September 12, 2004 (9th inning)
DOUBLES	4, four times, last at New York (NL), May 24, 2012 (3rd inning)
TRIPLES.....	3, at Pittsburgh, June 2, 1970 (5th inning)
HOME RUNS.....	4, twice, at New York (NL), May 17, 2001 (3rd inning) vs. Los Angeles, July 10, 1970 (9th inning)
RBI.....	13, vs. St. Louis, August 24, 1993 (1st inning)
WALKS	6, twice, vs. Colorado, June 26, 1999 (2nd inning) at Kansas City, June 28, 2002 (1st inning)
STOLEN BASES	5, twice, at Pittsburgh, September 11, 1995 (5th inning) at Arizona, October 2, 1999 (7th inning)
ERRORS	4, vs. Atlanta, September 15, 1977 (8th inning)

INDIVIDUAL BATTING

HITS	2, many times, last Yonder Alonso, vs. Colorado, September 16, 2012 (5th inning)
SINGLES.....	2, many times, last Jason Bartlett at Florida, July 20, 2011 (2nd inning)
DOUBLES	2, twice, Mike Ivie at San Francisco, May 30, 1977 (1st game) (7th inning) Phil Stephenson vs. Houston, June 4, 1990 (8th inning)
TRIPLES.....	1, many times
HOME RUNS.....	1, many times
RBI.....	5, Bret Boone at Los Angeles, June 26, 2000 (2nd inning)
STOLEN BASES	2, many times, last Everth Cabrera vs. Toronto, June 2, 2013 (7th inning)

INDIVIDUAL PITCHING

HITS ALLOWED	8, twice, Will Cunnane at Chicago (NL), May 16, 1997 (3rd inning) Bobby J. Jones vs. Houston, May 30, 2001 (2nd inning)
RUNS ALLOWED	9, twice, Bobby J. Jones at St. Louis, August 29, 2001 (2nd inning) Brett Tomko at Cincinnati, August 9, 2002 (1st inning)
EARNED RUNS ALLOWED	9, Brett Tomko at Cincinnati, August 9, 2002 (1st inning)
SINGLES ALLOWED.....	7, four times, last Bobby J. Jones vs. Houston May 30, 2001 (2nd inning)
DOUBLES ALLOWED	4, four times, last Clayton Richard at Colorado, April 18, 2012 (2nd inning)
TRIPLES ALLOWED	3, twice, Juan Eichelberger at Montreal, May 16, 1981 (9th inning) Tim Scott at Chicago Cubs, May 15, 1997 (7th inning)
HOME RUNS ALLOWED	3, 11 times, last Chad Qualls, July 23, 2011, at Philadelphia (7th Inning)
WALKS ALLOWED.....	6, Tim Stauffer at Los Angeles (NL), August 30, 2011 (2nd inning)

BIG INNING IN THE BEGINNING

The Padres exploded for 11 runs on seven hits in the sixth inning of their 1997 season opener vs. the Mets at Qualcomm Stadium. Trailing 4-0 at the start of the frame, the Padres rode the big inning to a 12-5 victory. The 11 runs established a 20th Century National League record for most runs plated in a single inning on Opening Day. The highlight of the inning was back-to-back home runs off the bats of Chris Gomez, Rickey Henderson and Quilvio Veras to start the frame.



HISTORY & RECORDS

DOUBLEHEADER RECORDS

CLUB GENERAL

PLAYERS USED BY PADRES, BOTH GAMES41, at San Francisco, May 30, 1977
PLAYERS USED BY OPPONENTS, BOTH GAMES33, at San Francisco, May 30, 1977
PLAYERS USED BY BOTH TEAMS, BOTH GAMES74, at San Francisco, May 30, 1977
LONGEST BY INNINGS.....30 innings, vs. Houston, September 24, 1971 (1st game-21 innings, 2nd game-9 innings)
LONGEST TIME, WITH EXTRA INNINGS.....7:39, vs. Houston, September 24, 1971
(1st game-5:25, 2nd game-2:14)

CLUB BATTING

STRIKEOUTS, PADRES 21, at Los Angeles, July 10, 1977; 1st game-10, 2nd game-11
STRIKEOUTS, PADRES, WITH EXTRA INNINGS 23, at Houston, July 18, 1995; 1st game-18 (17 Inn.), 2nd game-5
at Montreal May 8, 1970; 1st game-11, 2nd game-12
TIMES STRIKING OUT, OPPONENTS.....26, vs. New York (NL), May 29, 1971; 1st game-10, 2nd game-16
TIMES STRIKING OUT, BOTH TEAMS 43, at Houston, July 8, 1995; 1st game-31, 2nd game-12
PITCHERS USED BY PADRES 13, at San Francisco, May 30, 1977; 1st game-6, 2nd game-7
PITCHERS USED BY PADRES, EXTRA INNINGS ... 15, at San Francisco, June 16, 1985; 1st game-5, 2nd game-10 (13 inn.)

INDIVIDUAL BATTING

HITS 7, six times, last Tony Gwynn at St. Louis, September 29, 1999
DOUBLES 5, Mike Ivie at San Francisco, May 30, 1977
HOME RUNS..... 5, Nate Colbert at Atlanta, August 1, 1972
RUNS BATTED IN..... 13, Nate Colbert at Atlanta, August 1, 1972
EXTRA BASE HITS5, twice, last Mike Ivie at San Francisco, May 30, 1977
TOTAL BASES 22, Nate Colbert at Atlanta, August 1, 1972

INDIVIDUAL PITCHING

WON BOTH GAMES.....Bob Miller vs. Houston, June 23, 1971
LOST BOTH GAMES Mark Thurmond at San Francisco, June 16, 1985
SAVED BOTH GAMES.....Never Accomplished

CONSECUTIVE RECORDS

CLUB GENERAL

GAMES WON, OVERALL 14, June 18-July 2, 1999
GAMES WON, HOME 11, May 2-31, 2005
GAMES WON, ROAD8, April 19-May 14, 2006
GAMES WON vs. ONE CLUB, HOME 15 vs. St. Louis, April 16, 1993-August 12, 1995
GAMES WON vs. ONE CLUB, ROAD 11, at Pittsburgh, September 19, 2009-August 11, 2012
GAMES LOST, OVERALL.....13, May 8-21, 1994
GAMES LOST, HOME..... 12, May 22-June 10, 1972
GAMES LOST, ROAD..... 13, April 25-May 18, 1971
GAMES LOST vs. ONE CLUB, HOME 14, Los Angeles, April 8, 1973-September 26, 1974
GAMES LOST vs. ONE CLUB, ROAD..... 14, at Montreal, May 4, 1993-May 24, 1995

CLUB BATTING

HITS, ONE GAME, PADRES 8, twice, last vs. Pittsburgh, May 31, 1994
HITS, ONE GAME, OPPONENTS 8, at Atlanta, May 12, 1973
BATTERS HITTING HOME RUNS, PADRES 3, four times, last vs. New York (NL), April 1, 1997 (6th inn: Gomez, Henderson, Veras)
BATTERS REACHING BASE SAFELY, PADRES 10, vs. Pittsburgh, May 31, 1994 (2nd inning)
BATTERS REACHING BASE SAFELY, OPPONENTS 11, twice, last at Colorado, July 26, 1996
GAMES HITTING A HOME RUN, PADRES 14, July 14-29, 1998 (23 home runs)

CLUB PITCHING

SHUTOUTS, WON 4, 1984
SHUTOUTS vs. ONE CLUB..... 2, 20 times, last vs. Milwaukee, May 1 and 2, 2012
SCORELESS INNINGS PITCHED, PADRES 40.2, July 28 (7th inning) through August 1 (1st inning), 1984
SCORELESS INNINGS PITCHED, OPPONENTS 37.2, July 21-24, 1971
SCORELESS INNINGS vs. ONE CLUB..... 31.2, vs. Houston, April 22 (4th inning)-July 26 (8th inning), 1988
HITLESS INNINGS AT START OF GAME 8.2, twice, vs. Philadelphia, July 18, 1972 (Steve Arlin)
at Los Angeles (NL), July 9, 2011 (five pitchers)

HISTORY & RECORDS

CONSECUTIVE RECORDS (CONT.)

CLUB FIELDING

GAMES TURNING DOUBLE PLAYS, PADRES.....	14, September 3-17, 2002
GAMES TURNING DOUBLE PLAYS, OPPONENTS	18, May 13-June 2, 1986
GAMES WITH NO ERRORS.....	11, twice, August 17-28, 2010 and April 14-26, 2013
INNINGS WITH NO ERRORS.....	108.0, August 16 (4th inning)-August 29 (2nd inning), 2010
GAMES MAKING ERRORS.....	12, August 12-25, 2000

INDIVIDUAL GENERAL

GAMES PLAYED.....	305, Steve Garvey, 1984-1986
STOLEN BASES WITHOUT BEING CAUGHT	28, Everth Cabrera, September 25, 2010 - August 25, 2012

INDIVIDUAL BATTING

HITTING STREAK.....	34 games, Benito Santiago, August 25-October 2, 1987
HITS WITHOUT MAKING AN OUT	8, four times, Kevin Kouzmanoff, September 9-13, 2007 Brian Giles, June 19-22, 2005 Tony Gwynn, April 22-24, 1994 Dave Winfield, July 29-31, 1979
TIMES REACHING BASE SAFELY (H, BB and HBP)	13, Brian Giles, June 19-22, 2005
GAMES HITTING HOME RUNS	6, Graig Nettles, 1984
AT BATS HITTING A HOME RUN, SAME BATTER	3, nine times, Chase Headley, August 10-11, 2012 Brian Giles, August 11-12, 2007 Scott Hairston, August 3-4, 2007 Bret Boone, June 23, 2000 Greg Vaughn, June 18-19, 1998 Steve Finley, June 29-30, 1996 Graig Nettles, twice, May 3-4, 1985, and August 16-17, 1984 Nate Colbert, April 10-11, 1971
PINCH-HITS	5, five times, Billy Bean, July 15-25, 1994 Tim Flannery, August 10-September 6, 1988 Terry Kennedy, June 1-28, 1986 Kurt Bevacqua, twice, September 28, 1982-April 19, 1983, and September 14, 1984-April 27, 1985

INDIVIDUAL PITCHING

WINNING DECISIONS, STARTER	11, three times, Kevin Brown (May 26-August 5, 1998), Andy Hawkins (1985) and LaMarr Hoyt (1985)
WINNING DECISIONS, RELIEVER	10, Butch Metzger, 1976
LOSING DECISIONS	11, Gary Ross (1969)
COMPLETE GAMES.....	5, twice, both Randy Jones, 1976
WINNING DECISIONS vs. ONE CLUB.....	11, Jake Peavy vs. Los Angeles (NL), September 22, 2004-September 25, 2008
HITLESS INNINGS, START OF GAME.....	8.2, Steve Arlin vs. Philadelphia, July 18, 1972
HITLESS INNINGS.....	13.0, Bill Laxton, July 14-August 12, 1974
SHUTOUTS.....	3, Randy Jones, 1980
SCORELESS INNINGS, STARTER	30.0, Randy Jones, 1980
SCORELESS INNINGS, RELIEVER	33.2, Cla Meredith, 2006
STRIKEOUTS.....	9, Jake Peavy, April 25, 2007
BATTERS RETIRED	26, twice, Chris Young, September 1-7, 2008 and Luke Gregerson, April 14-27, 2010
BATTERS RETIRED (ONE GAME).....	25, Bob Shirley vs. Houston, April 22, 1977
WALKLESS INNINGS	68.0, Randy Jones, May 17-June 22, 1976



HISTORY & RECORDS

ROOKIE BATTING RECORDS

BATTING AVERAGE

1. Benito Santiago	1987	.300
2. Juan Bonilla	1981	.290
3. Gene Richards	1977	.290
4. Josh Barfield	2006	.280
5. Kevin Kouzmanoff	2007	.275

HOME RUNS

1. Jedd Gyorko	2013	23
2. Benito Santiago	1987	18
Kevin Kouzmanoff	2007	18
4. Khalil Greene	2004	15
5. Melvin Nieves	1995	14

STRIKEOUTS

1. Jedd Gyorko	2013	123
2. Cito Gaston	1969	117
3. Dave Campbell	1970	115
4. Bill Almon	1977	114
5. Benito Santiago	1987	112

HITS

1. Benito Santiago	1987	164
2. Bill Almon	1977	160
3. Gene Richards	1977	152
Ozzie Smith	1978	152
5. Josh Barfield	2006	151

RUNS BATTED IN

1. Benito Santiago	1987	79
2. Kevin Kouzmanoff	2007	74
3. Carmelo Martinez	1984	66
4. Khalil Greene	2004	65
5. Jedd Gyorko	2013	63

STOLEN BASES

1. Gene Richards	1977	56
2. Ozzie Smith	1978	40
3. Stan Jefferson	1987	34
4. Alan Wiggins	1982	33
5. Everth Cabrera	2009	25

GAMES

1. Ozzie Smith	1978	159
2. Bill Almon	1977	155
Yonder Alonso	2012	155
4. Dave Campbell	1970	154
5. Josh Barfield	2006	150
Mike Champion	1977	150

RUNS

1. Roberto Alomar	1988	84
2. Gene Richards	1977	79
3. Ricky Gutierrez	1993	76
4. Bill Almon	1977	75
5. Josh Barfield	2006	72

ON-BASE PERCENTAGE

1. Gene Richards	1977	.363
2. Khalil Greene	2004	.349
3. Yonder Alonso	2012	.348
4. Carmelo Martinez	1984	.340
5. Juan Bonilla	1981	.337

DOUBLES

1. Yonder Alonso	2012	39
2. Benito Santiago	1987	33
3. Josh Barfield	2006	32
4. Khalil Greene	2004	31
5. Kevin Kouzmanoff	2007	30

AT-BATS

1. Bill Almon	1977	613
2. Ozzie Smith	1978	590
3. Dave Campbell	1970	581
4. Enzo Hernandez	1971	549
Yonder Alonso	2012	549

SLUGGING PERCENTAGE

1. Benito Santiago	1987	.467
2. Kevin Kouzmanoff	2007	.457
3. Khalil Greene	2004	.446
4. Jedd Gyorko	2013	.444
5. Josh Barfield	2006	.423

TRIPLES

1. Bill Almon	1977	11
Gene Richards	1977	11
3. Everth Cabrera	2009	8
4. Cito Gaston	1969	7
Stan Jefferson	1987	7
Jerry Morales	1972	7
Luis Salazar	1980	7

WALKS

1. Carmelo Martinez	1984	68
2. Yonder Alonso	2012	62
3. Gene Richards	1977	60
4. Enzo Hernandez	1971	54
5. Khalil Greene	2004	53

Minimum 502 plate appearances for Batting Avg., On-Base Percentage and Slugging Percentage

ROOKIE PITCHING RECORDS

WINS

1. Bob Shirley	1977	12
2. Butch Metzger	1976	11
3. Matt Clement	1999	10
Eric Show	1982	10
5. Nine tied with		9

GAMES STARTED

1. Clay Kirby	1969	35
Bob Shirley	1977	35
3. Steve Arlin	1971	34
4. Matt Clement	1999	31
Dave Freisleben	1974	31

STRIKEOUTS

1. Steve Arlin	1971	156
2. Cory Luebke	2011	154
3. Bob Shirley	1977	146
4. Matt Clement	1999	135
5. Dave Freisleben	1974	130

INNINGS PITCHED

1. Steve Arlin	1971	227.2
2. Clay Kirby	1969	215.2
3. Bob Shirley	1977	214.0
4. Dave Freisleben	1974	211.2
5. Al Santorini	1969	184.2

COMPLETE GAMES

1. Steve Arlin	1971	10
2. Dave Freisleben	1974	6
Randy Jones	1973	6
4. Dan Spillner	1974	5
5. Four tied with		4

STRIKEOUTS/9 IP

1. Matt Clement	1999	6.73
2. Steve Arlin	1971	6.17
3. Bob Shirley	1977	6.14
4. Mike Caldwell	1972	5.61
5. Dave Freisleben	1974	5.53

LOSSES

1. Clay Kirby	1969	20
2. Steve Arlin	1971	19
3. Bob Shirley	1977	18
4. Bill Greif	1972	16
5. Joe McIntosh	1975	15

SHUTOUTS

1. Steve Arlin	1971	4
2. Eight tied with		2

EARNED RUN AVERAGE

1. Steve Arlin	1971	3.48
2. Dave Freisleben	1974	3.66
3. Joe McIntosh	1975	3.69
4. Bob Shirley	1977	3.70
5. Chris Welsh	1981	3.78

SAVES

1. Butch Metzger	1976	16
2. Luis DeLeon	1982	15
3. Al Severinsen	1971	8
4. Dale Thayer	2012	7
5. Greg Harris	1989	6
Frank Reberger	1969	6

WINNING PERCENTAGE

1. Butch Metzger	1976	.733
2. Eric Show	1982	.625
3. Joey Hamilton	1994	.600
4. Jimmy Jones	1987	.563
5. Greg Harris	1989	.471

OPPONENT BATTING AVERAGE

1. Dave Freisleben	1974	.242
2. Steve Arlin	1971	.244
3. Clay Kirby	1969	.252
4. Bob Shirley	1977	.259
5. Dave Roberts	1970	.261

GAMES		
1. Butch Metzger	1976	77
2. Larry Hardy	1974	76
3. Akinori Otsuka	2004	73
4. Luke Gregerson	2009	72
5. Kevin Walker	2000	70

WALKS		
1. Dave Freisleben	1974	112
2. Steve Arlin	1971	103
3. Clay Kirby	1969	100
Bob Shirley	1977	100
5. Matt Clement	1999	86

Minimum 162.0 innings pitched for Strikeouts/9 IP, ERA and Opponents Avg.

Minimum 15 decisions for Win Percentage

HISTORY & RECORDS

BATTING RECORDS BY POSITION

BATTING AVERAGE

C	Terry Kennedy	1981	.303
1B	Wally Joyner	1997	.324
2B	Mark Loretta	2004	.335
3B	Gary Sheffield	1992	.330
SS	Garry Templeton	1985	.282
OF	Tony Gwynn	1994	.396

HITS

C	Benito Santiago	1987	164
1B	Steve Garvey	1985	184
2B	Mark Loretta	2004	208
3B	Gary Sheffield	1992	183
SS	Tony Fernandez	1992	171
OF	Tony Gwynn	1987	217

GAMES

C	Benito Santiago	1991	151
1B	Steve Garvey	1985	162
2B	Roberto Alomar	1989	157
	Alan Wiggins	1984	157
3B	Chase Headley	2012	159
SS	Ozzie Smith	1978	159
OF	Brian Giles	2004	159
	Tony Gwynn	1986	159

DOUBLES

C	Terry Kennedy	1982	40
1B	Adrian Gonzalez	2007	46
2B	Mark Loretta	2004	47
3B	Ken Caminiti	1996	37
SS	Khalil Greene	2007	44
OF	Tony Gwynn	1997	48

All records shown include only games played at each position

Current Padres in **Bold**

TRIPLES

C	Nick Hundley	2011	5
	Benito Santiago	1990	5
1B	Ryan Klesko	2001	6
	Steve Garvey	1985	6
2B	Jeff Gardner	1993	7
	Alan Wiggins	1984	7
3B	Sean Burroughs	2003	6
	Luis Salazar	1980	6
SS	Bill Almon	1977	11
OF	Dave Roberts	2006	13
	Tony Gwynn	1987	13

HOME RUNS

C	Mike Piazza	2006	20
1B	Adrian Gonzalez	2009	39
2B	Jedd Gyorko	2013	23
3B	Phil Nevin	2001	41
SS	Khalil Greene	2007	27
OF	Greg Vaughn	1998	48

RUNS BATTED IN

C	Terry Kennedy	1983	93
1B	Adrian Gonzalez	2008	119
2B	Mark Loretta	2004	76
3B	Ken Caminiti	1996	130
SS	Khalil Greene	2007	97
OF	Dave Winfield	1979	118

RUNS

C	Terry Kennedy	1982	70
1B	Ryan Klesko	2001	105
2B	Mark Loretta	2004	108
3B	Ken Caminiti	1996	109
SS	Khalil Greene	2007	89
OF	Steve Finley	1996	124

AT-BATS

C	Benito Santiago	1991	577
1B	Steve Garvey	1985	654
2B	Roberto Alomar	1989	622
3B	Kevin Kouzmanoff	2008	624
SS	Tony Fernandez	1992	622
OF	Steve Finley	1996	653

WALKS

C	Gene Tenace	1977	88
1B	Jack Clark	1989	120
2B	Quilvio Veras	1998	83
3B	Chase Headley	2012	86
SS	Ozzie Smith	1980	71
OF	Rickey Henderson	1996	121

STRIKEOUTS

C	Benito Santiago	1991	114
1B	Nate Colbert	1970	148
2B	Damian Jackson	2001	124
3B	Chase Headley	2012	157
SS	Khalil Greene	2007	128
OF	Mike Cameron	2007	160

STOLEN BASES

C	Benito Santiago	1987	21
1B	Alan Wiggins	1983	28
2B	Alan Wiggins	1984	68
3B	Luis Salazar	1982	29
SS	Ozzie Smith	1980	57
OF	Gene Richards	1980	60

ON-BASE PERCENTAGE

C	Gene Tenace	1977	.448
1B	Jack Clark	1990	.438
2B	Mark Loretta	2004	.391
3B	Ken Caminiti	1996	.409
SS	Khalil Greene	2004	.349
OF	Tony Gwynn	1994	.456

SLUGGING PERCENTAGE

C	Mike Piazza	2006	.514
1B	Fred McGriff	1992	.557
2B	Mark Loretta	2004	.495
3B	Ken Caminiti	1996	.623
SS	Khalil Greene	2007	.468
OF	Greg Vaughn	1998	.590

HISTORY & RECORDS

RELIEF PITCHING RECORDS

WINS

1.	Butch Metzger	1976	11
	Rollie Fingers	1980	11
3.	Goose Gossage	1984	10
	Dan Miceli	1998	10
5.	Six tied with		9

INNINGS PITCHED

1.	Rollie Fingers	1977	132.1
2.	Butch Metzger	1976	123.1
	Lance McCullers	1987	123.1
4.	Dan Spillner	1977	123.0
5.	Greg Harris	1990	117.1

LOSSES

1.	Rollie Fingers	1978	13
2.	Gary Lucas	1982	10
	Lance McCullers	1987	10
	Mark Davis	1988	10
5.	Three tied with		9

GAMES

1.	Craig Lefferts	1986	83
2.	Heath Bell	2007	81
3.	Luke Gregerson	2010	80
	Cla Meredith	2007	80
4.	Rollie Fingers	1977	78
	Lance McCullers	1987	78

WINNING PERCENTAGE

1.	Scott Linebrink	2005	.889
2.	Kevin Walker	2000	.875
	Rudy Seanez	2005	.875
4.	Mark Grant	1989	.800
5.	Two tied with		.778

WALKS

1.	Dan Spillner	1977	60
2.	Lance McCullers	1987	59
3.	John D'Acquisto	1979	57
4.	Lance McCullers	1988	55
5.	Butch Metzger	1976	52

STRIKEOUTS

1.	Lance McCullers	1987	126
2.	Rollie Fingers	1977	113
3.	Trevor Hoffman	1996	111
	Trevor Hoffman	1997	111
5.	Mark Davis	1988	102
	Heath Bell	2007	102

STRIKEOUTS/9 IP

1.	Rudy Seanez	2005	12.53
2.	Jay Witasick	2001	12.34
3.	Trevor Hoffman	1997	12.28
4.	Trevor Hoffman	1996	11.35
5.	Scott Sanders	1996	11.32

EARNED RUN AVERAGE

1.	Cla Meredith	2006	1.07
2.	Bob Miller	1971	1.41
3.	Trevor Hoffman	1998	1.48
4.	Tim Worrell	1996	1.54
5.	Eric Show	1982	1.62

OPPONENT BATTING AVERAGE

1.	Tim Worrell	1996	.137
2.	Mike Adams	2011	.155
3.	Trevor Hoffman	1996	.161
4.	Trevor Hoffman	1998	.165
5.	Luke Gregerson	2010	.170
	Cla Meredith	2006	.170



HISTORY & RECORDS

THE LAST TIME IT HAPPENED

WINS AND LOSSES

10 OR MORE CONSECUTIVE WINS:	10, May 15-25, 2009
MORE THAN FIVE CONSECUTIVE LOSSES:	10, June 29-July 8, 2013
FOUR-GAME SERIES SWEEP, HOME:	August 18-21, 2011 vs. Florida
FOUR-GAME SERIES SWEEP, ROAD:	August 16-19, 2010 at Chicago (NL)

BATTING FEATS

HIT FOR THE CYCLE:	Never accomplished
HIT FOR THE CYCLE, OPPONENT:	Greg Colbrunn vs. Arizona, Sept. 18, 2002
INSIDE-THE-PARK HOME RUN:	Everth Cabrera at Milwaukee, June 8, 2012 (3rd inning, off Shaun Marcum)
INSIDE-THE-PARK HOME RUN, OPPONENT:	Justin Upton at Arizona, August 25, 2012 (2nd inning, off Clayton Richard)
SWITCH-HIT HOMERS IN A GAME:	Chase Headley vs. Arizona, September 27, 2012
TWO HOMERS IN A GAME:	Jedd Gyorko vs. Chicago-NL, August 23, 2013
THREE HOMERS IN A GAME:	Phil Nevin vs. Colorado, October 6, 2001
LEADOFF HOMER:	Chris Denorfia at San Francisco, September 28, 2013 (off Yusmerio Petit)
GRAND SLAM HOMER:	Jedd Gyorko at San Francisco, September 29, 2013 (5th inning, off Jake Dunning)
GRAND SLAM HOMER, OPPONENT:	Ryan Zimmerman at Washington, July 7, 2013 (3rd inning, off Robbie Erlin)
PINCH-HIT GRAND SLAM:	Jesus Guzman at Tampa Bay, May 11, 2013 (7th inning, off Jeremy Hellickson)
PINCH-HIT GRAND SLAM, OPPONENT:	Chad Tracy at Arizona, September 26, 2009 (7th inning, off Luke Gregerson)
TWO GRAND SLAMS IN ONE GAME vs. PADRES:	April 28, 1997 at Florida, Moises Alou (1st inning, off Tim Worrell) and Gary Sheffield (5th inning, off Tim Scott)
GRAND SLAM BY A PITCHER:	Mike Corkins at Cincinnati, September 4, 1970 (4th inning, off Jim Merritt)
PINCH-HIT HOMER:	Logan Forsythe at San Francisco, September 27, 2013 (9th inning, off Javier Lopez)
WALK-OFF HOME RUN:	Will Venable vs. New York-NL, August 18, 2013 (9th inning, off Pedro Feliciano)
HOME RUN BY A PITCHER:	Andrew Cashner at Arizona, July 27, 2013 (6th inning, off Josh Collmenter)
HOME RUN BY A PITCHER, OPPONENT:	Alex White vs. Colorado, September 16, 2012 (2nd, off Andrew Werner)
BACK-TO-BACK HOMERS:	Chris Denorfia and Chase Headley at Arizona, July 27, 2013 (7th inning, off Tyler Skaggs and Tony Sipp)
BACK-TO-BACK-TO-BACK HOMERS:	Chris Gomez, Rickey Henderson, Quilvio Veras vs. New York Mets, April 1, 1997
BACK-TO-BACK-TO-BACK HOME RUNS TO START A GAME:	Marvell Wynne, Tony Gwynn and John Kruk vs. San Francisco, April 13, 1987
FOUR HOMERS IN TWO GAMES:	Brian Giles at Cincinnati, August 11-12, 2007
FIVE HOMERS IN THREE GAMES:	Brian Giles at Cincinnati, August 10-12
FOUR HOME RUNS IN THE SAME INNING:	May 17, 2001 at New York (NL) (3rd inning)
HOME RUN IN A 1-0 GAME:	Yonder Alonso at Seattle, June 13, 2012 (7th inning, off Hector Nesi)
HOME RUN IN A 1-0 LOSS:	Matt Downs at Houston, June 27, 2012 (3rd inning, off Clayton Richard)
THREE PLAYERS WITH FOUR OR MORE HITS:	Josh Bard, Adrian Gonzalez, Kevin Kouzmanoff at Philadelphia, August 24, 2007
FIVE HITS IN A GAME:	Alexi Amarista at Colorado, September 2, 2012
SIX HITS IN A GAME:	Adrian Gonzalez at Milwaukee, August 11, 2009
SIX RBI IN A GAME:	Chase Headley at Colorado, September 2, 2012
SEVEN RBI IN A GAME:	Brian Giles at Arizona, May 17, 2006
THREE-OR-MORE STEALS IN A GAME:	Everth Cabrera, 3, vs. Washington, May 19, 2013
TWO HITS IN AN INNING:	Yonder Alonso vs. Colorado, September 16, 2012 (5th inning)
TWO SINGLES IN AN INNING:	Jason Bartlett at Florida, July 20, 2011 (2nd inning)
TWO DOUBLES IN AN INNING:	Phil Stephenson vs. Houston, June 4, 1990 (8th inning)
TWO TRIPLES IN AN INNING:	Never
TWO HOMERS IN AN INNING:	Never
FIVE RBI IN AN INNING:	Bret Boone at Los Angeles, June 26, 2000 (2nd inning)
FIVE STRIKEOUTS IN A GAME:	Chase Headley vs. Arizona, June 7, 2009 (18 innings)
EIGHT CONSECUTIVE HITS:	August 16, 2007 vs. Colorado (5th inning)
SCORED MORE THAN 10 RUNS IN AN INNING:	11, July 29, 2007 at Houston (1st inning)
15 HITS:	August 17, 2013 vs. New York (NL)
16 HITS:	September 28, 2013 at San Francisco
17 HITS:	June 7, 2013 at Colorado
18 HITS:	June 17, 2013 at San Francisco
19 HITS:	May 31, 2010 vs. New York (NL)
20 HITS:	September 2, 2012 at Colorado
21 HITS:	April 27, 1995 vs. Houston
22 HITS:	August 11, 2009 at Milwaukee
23 HITS:	May 11, 2011 at Milwaukee
24 HITS:	August 12, 2003 at Atlanta
15 RUNS:	August 5, 2011 at Pittsburgh
16 RUNS:	August 10, 2008 at Colorado
17 RUNS:	June 7, 1998 at Texas
18 RUNS:	July 29, 2007 at Houston
19 RUNS:	Never
20 RUNS:	May 19, 2001 at Montreal

PITCHING FEATS

NO-HITTER:	Never
NO-HITTER, OPPONENT:	Tim Lincecum, vs. San Francisco, July 13, 2013
NO-HITTER, PETCO PARK:	Tim Lincecum - San Francisco, July 13, 2013
ONE-HITTER:	Andrew Cashner (9.0), at Pittsburgh, September 16, 2013
ONE-HITTER, OPPONENT:	Jonathon Niese at New York (NL), June 10, 2010
TWO CONSECUTIVE COMPLETE GAMES:	Brian Lawrence, August 20-25, 2004
THREE CONSECUTIVE COMPLETE GAMES:	Andy Ashby, May 25-June 4, 1988
BACK-TO-BACK SHUTOUTS:	September 15, 2013 at Atlanta and September 16, 2013 at Pittsburgh
BACK-TO-BACK-TO-BACK SHUTOUTS:	April 13-15, 2008 at Los Angeles (NL) and vs. Colorado
BACK-TO-BACK COMPLETE GAMES:	Jake Peavy at Arizona, Brian Lawrence at San Francisco, May 26-27, 2005
BACK-TO-BACK COMPLETE GAME SHUTOUTS:	Sterling Hitchcock vs. Milwaukee, Kevin Brown vs. Milwaukee, August 14-16, 1998

HISTORY & RECORDS

THE LAST TIME IT HAPPENED CONTINUED

DEFENSIVE FEATS

TRIPLE PLAY: June 10, 2010 at New York (NL), second game, (2nd)
 Adrian Gonzalez at 1B, Lance Zawadzki at 2B, Chase Headley at 3B and Ruben Tejada batting...Tejada grounded out to Headley at 3B who threw to Zawadzki at 2B for the second out who threw to Gonzalez at 1B for the third out...Padres lost the game, 3-0
 TRIPLE PLAY, OPPONENT: April 15, 2012 at Los Angeles NL (9th)
 Yonder Alonso at 2B, Chase Headley at 1B and Jesus Guzman batting...Guzman grounded into a force out, catcher A.J. Ellis to Juan Uribe at 3B who threw to Dee Gordon at 2B who threw to James Loney at 1B...Padres lost the game, 5-4
 COMMITTED 4 ERRORS: August 12, 2013 at Colorado
 COMMITTED 5 ERRORS: May 17, 2002 vs. New York (NL)
 COMMITTED 6 ERRORS: June 1, 1990 vs. Atlanta
 TURNED FIVE DOUBLE PLAYS: August 9, 2008 at Colorado
 TURNED SIX DOUBLE PLAYS: August 25, 1979 vs. Pittsburgh (19 innings)

BASE RUNNING FEATS

STRAIGHT STEAL OF HOME: Everth Cabrera at Los Angeles (NL), July 14, 2012
 STRAIGHT STEAL OF HOME, OPPONENT: Kerry Robinson at St. Louis, July 3, 2002
 STEAL OF HOME IN A DOUBLE STEAL: Mark Sweeney at Houston, July 6, 2005
 STEAL OF HOME IN A DOUBLE STEAL, OPPONENT: Carlos Beltran vs. New York (NL), August 10, 2005
 STEAL BY A PITCHER: Andrew Cashner at Pittsburgh, September 16, 2013
 STEAL BY A PITCHER, OPPONENT: Zack Greinke at Los Angeles (NL), September 1, 2013

MISCELLANEOUS

PLAYED 13 INNINGS: June 26, 2013 vs. Philadelphia (L, 5-7)
 PLAYED 14 INNINGS: July 6, 2011 at San Francisco (L, 5-6)
 PLAYED 15 INNINGS: August 25, 2013 vs. Chicago (NL) (W, 3-2)
 PLAYED 16 INNINGS: May 16, 2009 vs. Cincinnati (W, 6-5)
 PLAYED 17 INNINGS: May 31, 2013 vs. Toronto (W, 4-3)
 PLAYED 18 INNINGS: June 7, 2009 vs. Arizona (L, 6-9)
 PLAYED 19 INNINGS: August 25, 1979 vs. Pittsburgh (L, 3-4)
 PLAYED 20 INNINGS: August 15, 1980 vs. Houston (L, 1-3)
 PLAYED 21 INNINGS: May 21, 1977 at Montreal (W, 11-8)
 PLAYED 22 INNINGS: May 17, 2008 vs. Colorado (L, 1-2)

HISTORY & RECORDS

LONGEST GAMES IN PADRES HISTORY BY INNINGS

INNINGS	DATE	OPPONENT	SCORE	TIME
22	April 17, 2008	Colorado	L1-2	6:16
21	September 24, 1971	Houston	L1-2	5:25
21	May 21, 1977	at Montreal	W11-8	5:33
20	August 15, 1980	Houston	L1-3	6:17
19	August 25, 1979	Pittsburgh	L3-4	6:12
18	June 7, 1972	Pittsburgh	L0-1	4:27
18	August 26, 1980	at New York (NL)	W8-6	5:01
18	May 25, 2008	Cincinnati	W12-9	5:57
18	June 7, 2009	Arizona	L6-9	5:45
17	July 15, 1971	at Pittsburgh	L3-4	4:12
17	July 29, 1972	at Cincinnati	W4-3	4:11
17	August 21, 1980	at Philadelphia	L8-9	5:13
17	June 27, 1989	at Los Angeles (NL)	W5-3	5:21
17	August 15, 1990	Montreal	L3-5	5:15
17	July 8, 1995	at Houston	L2-3	4:29
17	April 29, 2007	vs. Los Angeles (NL)	L4-5	4:55
17	May 31, 2013	vs. Toronto	W4-3	4:58
16	September 13, 1982	at Los Angeles (NL)	L3-4	5:20
16	August 10, 1988	at Atlanta	W5-4	4:24
16	April 24, 1992	Cincinnati	L6-7	5:01
16	September 8, 1992	at San Francisco	L5-6	5:04
16	June 22, 1996	Chicago (NL)	L6-9	5:14
16	April 25, 1998	Pittsburgh	W4-3	4:31
16	August 6, 2002	Philadelphia	L4-5	4:51
16	May 16, 2009	Cincinnati	W6-5	5:14



HISTORY & RECORDS

ALL-TIME PADRES TRIPLE PLAYS

TURNED BY PADRES (8)

DATE	OPPONENT	BATTER	INNING	PLAYERS INVOLVED
8-13-69	vs. Chicago (NL)	Williams	1	J. Niekro (P) to Dean (SS)
8-1-71	vs. Atlanta	Brown	7	Mason (2B) to Colbert (1B) to Hernandez (SS)
6-4-72	vs. Chicago (NL)	Hundley	9	Robles (SS) to Thomas (2B) to Colbert (1B)
4-11-78	at Atlanta	P. Niekro	2	Almon (3B) to Thomas (2B) to Richards (1B)
7-31-83	vs. Atlanta	Hubbard	4	Templeton (SS) to Flannery (2B) to Bevacqua (1B)
4-9-89	at Houston	Caminiti	8	Salazar (3B) to Alomar (2B) to Clark (1B) to Parent (C)
5-19-97	at Cincinnati	Taubensee	1	Ashby (P) to Gomez (SS) to Cianfrocco (1B)
6-10-10 (2)	at New York (NL)	Tejada	2	Headley (3B) to Zawadzki (2B) to Gonzalez (1B)

TURNED BY OPPONENTS (13)

DATE	OPPONENT	BATTER	INNING	PLAYERS INVOLVED
6-13-73	at Montreal	Morales	7	Hunt (2B) to Foli (SS) to Jorgensen (1B) to Boccabella (C)
6-21-76	vs. San Francisco	McCovey	3	Evans (1B) to Speier (SS) to Evans (1B)
10-3-80	at San Francisco	Cash	4	Sularz (3B) to Pettini (SS) to Murray (1B)
8-23-82	at Pittsburgh (Game 2)	Edwards	1	Berra (SS) to Ray (2B) to Thompson (1B)
6-5-86	vs. Atlanta	McReynolds	3	Z. Smith (P) to Hubbard (2B) to Horner (1B) to Virgil (C)
4-28-91	at Philadelphia	Gwynn	1	Ready (2B) to Jordan (1B)
9-5-91	vs. St. Louis	Jerald Clark	2	Zeile (3B) to Pena (2B) to Guerrero (1B)
7-17-95	vs. Cincinnati	Gwynn	6	Larkin (SS) to Boone (2B) to Morris (1B)
5-17-02	vs. New York (NL)	Gonzalez	5	Alfonzo (3B) to Alomar (2B) to Vaughn (1B)
5-6-04	at Atlanta	Robinson	8	Hessman (3B) to Garcia (2B) to LaRoche (1B)
5-5-05	at St. Louis	Hernandez	2	Pujols (1B) to Eckstein (SS) to Pujols (1B)
5-30-08	at San Francisco	Kouzmanoff	8	Castillo (3B) to Durham (2B) to Bowker (1B)
4-15-12	at Los Angeles (NL)	Guzman	9	Ellis (C) to Uribe (3B) to Gordon (2B) to Loney (1B)

LONGEST PADRES HITTING STREAKS

RK	PLAYER	GAMES	YEAR
1.	Benito Santiago	34	1987
2.	John Flaherty	27	1996
3.	Tony Gwynn	25	1983
4.	Bip Roberts	23	1994
5.	Bobby Brown	21	1983
	Steve Finley	21	1996
7.	Tony Gwynn	20	1997
8.	Tony Gwynn	19	1997
	Tony Fernandez	19	1992
10.	Eric Owens	18	1999
	Tony Gwynn	18	1988
	Chris James	18	1989
	Gary Sheffield	18	1992

SAN DIEGO RAINOUTS & DELAYS

DATE OF RAINOUT	OPPONENT
April 27, 1970	Montreal
April 14, 1971	Chicago (NL)
May 7, 1971	Cincinnati
May 28, 1971	New York (NL)
June 5, 1972	Pittsburgh
June 6, 1972	Pittsburgh
April 8, 1975	San Francisco
April 9, 1975	San Francisco
September 10, 1976 (DH)	Houston
May 8, 1977 (DH)	Montreal
April 15, 1978	San Francisco
April 28, 1980	Atlanta
April 29, 1980	Atlanta
April 20, 1983	Atlanta
May 20, 1998	New York (NL)
April 4, 2006	San Francisco

The April 4, 2006 rainout marked only the 16th postponement due to rain in San Diego's history and the first since May 20, 1998, a span of 630 home games. Prior to the 1998 rainout, San Diego enjoyed a stretch of 1,172 home dates and 1,184 games without a postponement due to rain.

RAIN DELAYS AT PETCO PARK

DATE	OPPONENT
May 23, 2008	Cincinnati
April 10, 2009	San Francisco
July 2, 2009 (bees)	Houston
September 30, 2010	Chicago (NL)
April 8, 2011 (susp.)	Los Angeles (NL)

DH - Doubleheader

HISTORY & RECORDS

PADRES LAST TRADE WITH...

AMERICAN LEAGUE EAST

TEAM	DATE	PADRES ACQUIRE	PADRES SEND
BAL	11-25-13	RHP Devin Jones	RHP Brad Brach
BOS	6-14-13	INF Pedro Ciriaco	Cash Considerations
NYN	8-6-09	Cash Considerations	RHP Chad Gaudin
TB	1-22-14	LHP Alex Torres, RHP Jesse Hahn	INF Logan Forsythe, RHP Brad Boxberger, RHP Matt Andriese, RHP Matt Lollis, INF Maxx Tissenbaum
TOR	6-25-10	C Kyle Phillips	Cash Considerations

AMERICAN LEAGUE CENTRAL

TEAM	DATE	PADRES ACQUIRE	PADRES SEND
CLE	10-31-13	Cash Considerations	LHP Colt Hynes
CWS	11-7-12	RHP Brandon Kloess	OF Blake Tekotte
DET	12-21-09	C Dusty Ryan	PTBN
KC	3-26-08	INF/OF Justin Huber	Cash Considerations
MIN	9-9-03	INF Todd Sears	INF Alex Garcia

AMERICAN LEAGUE WEST

TEAM	DATE	PADRES ACQUIRE	PADRES SEND
HOU	12-18-13	INF Ryan Jackson	INF Jesus Guzman
LAA	5-3-12	INF Alexi Amarista & RHP Donn Roach	RHP Ernesto Frieri
OAK	12-3-13	OF Seth Smith	RHP Luke Gregerson
SEA	12-21-10	C Rob Johnson	PTBN/Cash Considerations
TEX	11-28-12	RHP Wilfredo Boscan	RHP Cory Burns

NATIONAL LEAGUE EAST

TEAM	DATE	PADRES ACQUIRE	PADRES SEND
ATL	7-31-07	LHP Wil Ledezma, LHP Will Startup	LHP Royce Ring
MIA	11-22-11	C John Baker	LHP Wade LeBlanc
WSH	3-28-11	INF Alberto Gonzalez	RHP Erik Davis, Cash Considerations
NYM	3-29-11	RHP Eddie Kunz	INF Allan Dykstra
PHI	8-4-00	SS Desi Relaford	INF David Newhan

NATIONAL LEAGUE CENTRAL

TEAM	DATE	PADRES ACQUIRE	PADRES SEND
CHI	1-6-12	RHP Andrew Cashner, OF Kyung-Min Na	INF Anthony Rizzo, RHP Zach Cates
CIN	12-17-11	RHP Edinson Volquez, INF Yonder Alonso, C Yasmani Grandal, RHP Brad Boxberger	RHP Mat Latos
MIL	5-21-09	OF Tony Gwynn, Jr.	OF Jody Gerut
PIT	11-25-13	INF/OF Alex Dickerson	RHP Miles Mikolas & OF Jaff Decker
STL	7-31-10	OF Ryan Ludwick	LHP Nick Greenwood (three-team trade with CLE)

NATIONAL LEAGUE WEST

TEAM	DATE	PADRES ACQUIRE	PADRES SEND
ARI	7-31-13	RHP Ian Kennedy	LHP Joe Thatcher, RHP Matt Stites & 2014 Competitive Balance Round B selection
COL	12-7-11	RHP Huston Street	LHP Nick Schmidt, Cash Considerations
LAD	8-19-08	PTBN (LHP Michael Watt, RHP Eduardo Perez)	RHP Greg Maddux
SF	7-13-03	RHP Clay Hensley, PTBN (RHP R.D. Spiehs)	RHP Matt Herges



HISTORY & RECORDS

1984 WORLD SERIES

In San Diego's first-ever trip to the World Series, the Padres ran head-on into the team with baseball's best overall record in 1984, the Detroit Tigers. The Tigers went wire-to-wire in first place to win the American League East. After a 31-5 start, Sparky Anderson's club finished the regular season with a 104-58 record, and then disposed of the Kansas City Royals in three consecutive games in the ALCS, while the Padres and Cubs went to the limit for the National League flag.

Both contests at San Diego's Jack Murphy Stadium were close, with the Tigers taking the opener, 3-2 and the Padres tying the series with a 5-3 win in Game Two. Kurt Bevacqua was the hero in the lone San Diego victory, going 3-for-4 with a fifth-inning, three-run home run off Dan Petry. Bevacqua, given the opportunity to play because the American League's designated hitter rule was in effect for the '84 Fall Classic, took full advantage, hitting at a .412 (7-for-17) clip with two doubles, two homers and four RBI in the series. Andy Hawkins, who allowed only one run in 12.0 innings of work in three World Series relief appearances, earned the Game Two victory, working 5.1 shutout innings of one-hit relief as the Padres overcame a 3-0 first-inning deficit.

Following the Padres Game Two victory, the scene shifted to Detroit for what turned out to be the final three games of the series. The hometown Tigers did not disappoint their faithful, riding the red-hot bat of Kirk Gibson to sweep the final three contests and win their fourth World Championship in club history.

Tigers shortstop Alan Trammell, a San Diego-native, earned MVP honors, hitting .450 (9-for-20) with a double, two home runs and six RBI.

GAME 1

Tuesday, October 9 at San Diego

Detroit 1 0 0 0 2 0 0 0 0 - 3 8 0
SAN DIEGO 2 0 0 0 0 0 0 0 0 - 2 8 1

WP - Morris
LP - Thurmond
SV - None

GAME 2

Wednesday, October 10 at San Diego

Detroit 3 0 0 0 0 0 0 0 0 - 3 7 3
SAN DIEGO 1 0 0 1 3 0 0 0 x - 5 11 0

WP - Hawkins
LP - Petry
SV - Lefferts

GAME 3

Friday, October 12 at Detroit

SAN DIEGO 0 0 1 0 0 0 1 0 0 - 2 10 0
Detroit 0 4 1 0 0 0 0 0 x - 5 7 0

WP - Wilcox
LP - Lollar
SV - Hernandez

GAME 4

Saturday, October 13 at Detroit

SAN DIEGO 0 1 0 0 0 0 0 0 1 - 2 5 2
Detroit 2 0 2 0 0 0 0 0 x - 4 7 0

WP - Morris
LP - Show
SV - None

GAME 5

Sunday, October 14 at Detroit

SAN DIEGO 0 0 1 2 0 0 0 1 0 - 4 10 1
Detroit 3 0 0 0 1 0 1 3 x - 8 11 1

WP - Lopez
LP - Hawkins
SV - Hernandez

HISTORY & RECORDS





HISTORY & RECORDS

1996 NATIONAL LEAGUE DIVISION SERIES

After winning the West on the last day of the regular season, the Padres faced the National League Central Champion Cardinals in the Division Series. St. Louis swept San Diego, outscoring the Padres by only five runs (15-10) in three close contests.

In the opener at Busch Stadium, Gary Gaetti knocked a three-run home run off Joey Hamilton with two outs in the first inning. Cardinals hurlers Todd Stottlemire, Rick Honeycutt and Dennis Eckersley made the lead stand up for the 3-1 victory. Rickey Henderson led off the sixth inning with a homer for the only Padres run. San Diego could not convert on opportunities to tie the score in the seventh and ninth innings en route to the series-opening setback.

Game Two in St. Louis was decided during a dramatic eighth inning. The Padres, who had earlier trailed 1-0 and 4-1, entered the eighth trailing by a score of 4-3. After Scott Livingstone and Henderson reached to open the inning, Tony Gwynn, batting against Honeycutt, sacrificed the runners over. A Steve Finley groundout tied the score, but the go-ahead run was stranded at third base. In the bottom of the inning, the Cardinals scored the winning run without managing a base hit. Tom Pagnozzi's slow liner off Trevor Hoffman's glove plated Brian Jordan to make the score 5-4. Eckersley saved his second consecutive game, and the Padres returned to San Diego in a 2-0 hole—the identical situation they faced a dozen years earlier before taking three in a row from the Chicago Cubs in the franchise's only National League Championship Series appearance to date.

Until the very end, Game Three resembled 1984. A sellout crowd of 53,899 fans at Jack Murphy Stadium cheered wildly as the Padres climbed back from 1-0 and 5-4 deficits.

St. Louis pushed across a run in the first inning and was threatening for more when Archi Cianfrocco gunned down Ron Gant at home plate for an inning-ending double play. The Padres took a 2-1 lead in the second inning before Ken Caminiti added an opposite-field solo home run in the third. With the Cardinals holding a 5-4 advantage after 7 1/2 innings, the San Diego third baseman put the final touch on his spectacular MVP season, drilling a Rick Honeycutt delivery over the right-centerfield wall for his third homer of the series, a game-tying shot.

Just as visions of San Diego's stirring 1984 playoff comeback were rekindled in the hearts and minds of the capacity crowd, the Cardinals' Brian Jordan took control of the game with his glove and bat, ending the Padres magical season. With two outs in the eighth and pinch-runner Luis Lopez on second base, Jody Reed lined what appeared to be a go-ahead single to right-center. But Jordan raced over and dove head-first to spear the ball and end the inning.

In the top of the 9th, Jordan broke a 5-5 tie with a crushing two-run homer to left. Eckersley came on one final time and, as Caminiti waited in the on-deck circle, retired Finley for the final out. Despite the heartbreaking loss, San Diego fans stood and cheered the Padres, who returned to the field from the clubhouse and in turn recognized the fans for keeping the faith during an unforgettable 1996 season.

GAME 1

Tuesday, October 1 at St. Louis

SAN DIEGO	0	0	0	0	1	0	0	0	-	1	8	1
St. Louis	3	0	0	0	0	0	0	x	-	3	6	0

WP - Stottlemire
LP - Hamilton
SV - Eckersley

GAME 2

Thursday, October 3 at St. Louis

SAN DIEGO	0	0	0	0	1	2	0	1	0	-	4	6	0
St. Louis	0	0	1	0	3	0	0	1	x	-	5	5	1

WP - Honeycutt
LP - Bochtler
SV - Eckersley

GAME 3

Saturday, October 5 at San Diego

St. Louis	1	0	0	0	3	1	0	2	-	7	13	1	
SAN DIEGO	0	2	1	1	0	0	0	1	0	-	5	11	2

WP - Mathews
LP - Hoffman
SV - Eckersley



HISTORY & RECORDS

1998 NATIONAL LEAGUE DIVISION SERIES

After winning the National League West by 9.5 games with a franchise-best 98-64 record, the Padres faced the Central Division Champion Houston Astros, winners of 102 regular-season games in the Division Series. The order was tall, and the prospect of facing 6-foot-10 Astros ace Randy Johnson twice in the best-of-five series made it all the more daunting. But as they did many times throughout their 98-win season, the Padres met the challenge.

The tone was set in the series opener in Houston, an epic pitcher's duel between Padres ace Kevin Brown and Johnson. As good as Johnson was, Brown was better, fanning a Division Series-record 16 batters and allowing only two hits in 8.0 shutout innings. The game was scoreless into the sixth, when Tony Gwynn doubled and scored on a sacrifice fly by Jim Leyritz. With Brown rolling, the Padres padded their lead in the eighth on a Greg Vaughn solo home run. Houston broke through with an unearned run off Trevor Hoffman in the ninth, but when the San Diego closer induced Carl Everett to fly out to center to end the game, the Padres had their first playoff win since 1984.

Game Two was another nail biter at the Astrodome, and Houston carried a 4-2 lead into the 9th. However, with hard-throwing closer Billy Wagner on the mound and two outs, Jim Leyritz launched a long fly ball down the right-field line that somehow remained fair for an improbable game-tying two-run homer. The Astros came right back, pushing across the winning run on a Bill Spiers single in the bottom of the inning. The Padres left Houston with a split and returned home looking to close out the series.

More than 3,000 fans awaited the Padres when they returned to "The Q" (Qualcomm Stadium) from Houston near midnight after Game Two. Their enthusiasm offered a lift as well as an early indication of the support to come throughout the postseason. A crowd of 65,235 packed The Q for a critical Game Three. Bruce Bochy's gamble to send Brown back to the mound on only three days rest paid off, as the right-hander limited the Astros to one run on three hits over 6.2 innings. Jim Leyritz continued his October heroics with a tie-breaking solo home run in the seventh, and after Trevor Hoffman struck out the side in the ninth inning to preserve the 2-1 win, the Padres were one win away from the National League Championship Series.

With their backs against the wall, the Astros came back with ace Johnson in Game Four. Although he pitched another gem, again he would be outpitched. This time, Sterling Hitchcock did the honors, allowing just one run on three hits over 6.0 innings, walking none and striking out 11. The Padres got on the board first on another Leyritz homer, a solo shot to lead off the second. Leading 2-1 in the eighth, San Diego iced the series with a two-run triple by John Vander Wal and a two-run homer by Wally Joyner. Hoffman worked a 1-2-3 ninth, setting off the celebration for 64,898 fans. The Padres would move on to face the Braves in the NLCS with the 6-1 victory.

GAME 1

Tuesday, September 29 at Houston

SAN DIEGO	0	0	0	0	1	0	1	0	-	2	9	1
Houston	0	0	0	0	0	0	0	1	-	1	4	0

WP - Brown
LP - Johnson
SV - Hoffman

GAME 2

Thursday, October 1 at Houston

SAN DIEGO	0	0	0	0	2	0	2	-	4	8	1	
Houston	1	0	2	0	0	0	1	1	-	5	11	1

WP - Wagner
LP - Miceli
SV - None

GAME 3

Saturday, October 3 at San Diego

Houston	0	0	0	0	0	1	0	0	-	1	4	0
SAN DIEGO	0	0	0	0	1	1	0	x	-	2	3	0

WP - Miceli
LP - Elarton
SV - Hoffman

GAME 4

Sunday, October 4 at San Diego

Houston	0	0	0	1	0	0	0	0	-	1	3	1	
SAN DIEGO	0	1	0	0	0	1	0	4	x	-	6	7	1

WP - Hitchcock
LP - Johnson
SV - None





HISTORY & RECORDS

1998 NATIONAL LEAGUE CHAMPIONSHIP SERIES

The Braves had been the "Team of the '90s" in the National League, and after 106 regular season wins and a sweep of the Cubs in the Division Series they looked stronger than ever in 1998. With a starting rotation full of Cy Young Award winners and future Hall of Famers and the home-field advantage, Atlanta was given a considerable edge heading into the National League Championship Series.

The Padres had not played in the NLCS in 14 years, and their return was delayed even longer by Mother Nature as the start of the series opener at Turner Field was delayed 2:01 by rain. The game finally got started at 10:16 p.m. Not only did Game One start late, it also went long as the Padres needed a 10th-inning solo home run from Ken Caminiti to pull out a 3-2 series-opening victory. Starter Andy Ashby limited Atlanta to one run on five hits over 7.0 innings. Tony Gwynn went 2-for-5 with an RBI and Carlos Hernandez added a pair of hits.

With Kevin Brown taking the ball in Game Two, the underdog Padres were suddenly primed to take the first two games from the Braves in their home ballpark. Brown did not disappoint, continuing his postseason mastery with a complete game, three-hit shutout, fanning 11 batters. Quilvio Veras had three hits and an RBI in the victory. The Friars headed home up two games to none.

After out-pitching John Smoltz and Tom Glavine in Games One and Two, the Padres matched Sterling Hitchcock against four-time Cy Young winner Greg Maddux in Game Three. Hitchcock and four relievers combined to allow just one run on eight hits and struck out 12. Trailing, 2-1, the Braves had one last chance in the eighth with the bases loaded and two outs, but Trevor Hoffman came in from the pen to fan Javy Lopez. The Padres won again, 4-1, this time in front of 62,779 crazed fans at "The Q" (Qualcomm Stadium). San Diego moved to within one win of a trip to the World Series.

The Braves, however, refused to go down without a fight. An Andres Galaragga grand slam capped a six-run seventh, as Atlanta rallied for an 8-3 win in Game Four. The Braves then sent the series back to Atlanta with a stirring 7-6 win in Game Five. The key blow came on a three-run, eighth-inning homer by Michael Tucker off Kevin Brown. Brown had come out of the bullpen to try to protect a 4-2 lead. The long ball capped a five-run eighth, and the Braves hung on for a 7-6 win.

Back at Turner Field, Sterling Hitchcock took it upon himself to assure that the Braves would not become the first team in postseason history to overcome a three-games-to-none deficit. The eventual NLCS MVP struck out eight in 5.0 innings of two-hit, shutout ball. Locked in a scoreless duel with Tom Glavine, the Padres exploded for five runs in the sixth. Brian Boehringer, Mark Langston, Joey Hamilton and Trevor Hoffman then combined for 4.0 innings of no-hit, no-run relief, as the Padres advanced to their second World Series with a 5-0 win.

GAME 1

Wednesday, October 7 at Atlanta

SAN DIEGO 0 0 0 0 1 0 0 1 0 1 - 3 7 0
Atlanta 0 0 1 0 0 0 0 0 1 0 - 2 8 3

WP - Hoffman
LP - Lichtenberg
SV - Wall

GAME 2

Thursday, October 8 at Atlanta

SAN DIEGO 0 0 0 0 0 1 0 0 2 - 3 11 0
Atlanta 0 0 0 0 0 0 0 0 0 - 0 3 1

WP - Brown
LP - Glavine
SV - None

GAME 3

Saturday, October 10 at San Diego

Atlanta 0 0 1 0 0 0 0 0 0 - 1 8 2
SAN DIEGO 0 0 0 0 2 0 0 2 x - 4 7 0

WP - Hitchcock
LP - Maddux
SV - Hoffman

GAME 4

Sunday, October 11 at San Diego

Atlanta 0 0 0 1 0 1 6 0 0 - 8 12 0
SAN DIEGO 0 0 2 0 0 1 0 0 0 - 3 8 0

WP - Martinez
LP - Hamilton
SV - None

GAME 5

Monday, October 12 at San Diego

Atlanta 0 0 0 1 0 1 0 5 0 - 7 14 1
SAN DIEGO 2 0 0 0 0 2 0 0 2 - 6 10 1

WP - Rocker
LP - Brown
SV - Maddux

GAME 6

Wednesday, October 14 at Atlanta

SAN DIEGO 0 0 0 0 0 5 0 0 0 - 5 10 0
Atlanta 0 0 0 0 0 0 0 0 0 - 0 2 1

WP - Hitchcock
LP - Glavine
SV - None



HISTORY & RECORDS

1998 WORLD SERIES

As they did in their first World Series appearance 14 years earlier, the Padres ran into a club coming off of one of the greatest seasons in Major League history when they faced the New York Yankees in the Fall Classic. In 1984, the Detroit Tigers had raced out to a 31-5 start en route to 104 regular season wins and an eventual Series victory over San Diego. This time around, the Yankees had tied an American League record with 114 regular season wins before edging out the Rangers and Indians in the AL playoffs. Although the Padres would go down in four consecutive games, they would not go down without a fight.

After falling behind 2-0 after two innings in the series opener at Yankee Stadium, the Friars stormed to a 5-2 lead on a two-run homer off the bat of Greg Vaughn in the third and back-to-back long balls by Tony Gwynn and Vaughn in the fifth. Gwynn's two-run shot, which bounced off the facade of the upper deck in right field, would be among the most memorable moments of his Hall-of-Fame career. The lead held up until the seventh inning, when New York exploded for seven runs on two swings of the bat. Chuck Knoblauch tied the game with a three-run homer. Five batters later, Tino Martinez slugged a game-winning grand slam as the Yanks went on to a 9-6 Series-opening victory.

The late-inning momentum carried into Game Two for the Bronx Bombers, who kept the Padres off the board in the top of the first when Paul O'Neill robbed Wally Joyner of extra-bases with a circus catch against the wall with two on and two out. New York then scored nine runs on 14 hits in the first five innings on the way to a 9-3 win and a commanding two games to none lead before the series shifted to the West Coast.

Although the odds were against their team, Padres fans kept the faith as they turned out in record numbers for Games Three and Four at Qualcomm Stadium. Sterling Hitchcock and David Cone matched each other pitch-for-pitch in Game Three until the sixth, when San Diego busted through in a scoreless game. An RBI single by Tony Gwynn followed by a throwing error gave the Padres a 2-0 lead. Ken Caminiti lifted a sacrifice fly two batters later, and the Padres led 3-0. But the Yankees came back again, with two in the seventh and three in the eighth on a back-breaking three-run homer off the bat of eventual World Series MVP Scott Brosius. The Padres closed to within 5-4 in the eighth and had the tying and winning runs on in the ninth before Mariano Rivera put out the fire and left the Yankees on the brink of the world championship.

In front of the largest crowd to ever see a baseball game in San Diego — 65,427— the Padres and Yankees were locked in a scoreless tie in Game Four until the sixth, when New York broke through against Kevin Brown on an RBI groundout by Bernie Williams. Then in the eighth, the Yanks extended the lead on an RBI single by Brosius and a sac fly off the bat of Ricky Ledee. Rivera worked out of a bases-loaded jam in the eighth and shut down the Padres in the ninth as the Yankees closed out their 24th World Series Championship.

GAME 1

Saturday, October 17 at New York

SAN DIEGO	0	0	2	0	3	0	0	1	0	-	6	8	1
New York	0	2	0	0	0	7	0	x	-	9	9	1	

WP - Wells
LP - Wall
SV - Rivera

GAME 2

Sunday, October 18 at New York

SAN DIEGO	0	0	0	0	1	0	0	2	0	-	3	10	1
New York	3	3	1	0	2	0	0	0	x	-	9	16	0

WP - Hernandez
LP - Ashby
SV - None

GAME 3

Tuesday, October 20 at San Diego

New York	0	0	0	0	0	2	3	0	-	5	9	1	
SAN DIEGO	0	0	0	0	0	3	0	1	0	-	4	7	1

WP - Mendoza
LP - Hoffman
SV - Rivera

GAME 4

Wednesday, October 21 at San Diego

New York	0	0	0	0	1	0	2	0	-	3	9	0
SAN DIEGO	0	0	0	0	0	0	0	0	-	0	7	0

WP - Pettitte
LP - Brown
SV - Rivera

HISTORY & RECORDS





HISTORY & RECORDS

2005 NATIONAL LEAGUE DIVISION SERIES

The Padres, crowned National League West Champions with an 82-80 record, traveled to St. Louis to face the NL Central Champion Cardinals in the second postseason meeting between the two clubs, having met in the 1996 NLDS.

San Diego sent National League strikeout leader Jake Peavy to the mound in Game One while the Cardinals, owners of the best regular season record in baseball with a mark of 100-62, countered with ace Chris Carpenter. Peavy was tagged for eight runs on eight hits over 4.1 innings and was forced from the game by a fractured rib suffered earlier that would sideline him for the rest of the playoffs. The Padres rallied late, scoring three runs in the ninth to cut the lead to 8-5 before Ramon Hernandez struck out with the bases loaded to end the game.

Pedro Astacio, the starting pitcher against the San Francisco Giants when the Padres clinched the NL West title on September 28, started for the Friars in Game Two at Busch Stadium. Despite allowing just three hits, Astacio was done in by three walks, including one to Albert Pujols that plated the Cardinals second run of the contest. The Padres scored two late runs and out-hit St. Louis for a second consecutive game, but fell by a score of 6-2. Mark Mulder earned the win, while Astacio was saddled with the loss.

The Padres returned to San Diego two days later, trailing two games to none, to host the first-ever postseason game at Petco Park. St. Louis shortstop David Eckstein led off the game with a single off Woody Williams, who had spent parts of four seasons from 2001-04 with the Cardinals. Two batters later, Eckstein would score on a double by Albert Pujols. In the second inning, Eckstein added a two-run home run while Reggie Sanders connected for a two-run double to give him a NLDS-record 10 RBI for the Series and the Cardinals a 5-0 lead after two frames. To their credit, the Bruce Bochy led Friars mounted another comeback after trailing 7-0 after five innings, but Jason Isringhausen retired Ryan Klesko with two on in the ninth inning to preserve a 7-4 victory and finish the three-game sweep.

GAME 1

Tuesday, October 4 at St. Louis

SAN DIEGO	0	0	0	0	0	1	1	3	-	5	13	1
St. Louis	1	0	3	0	4	0	0	x	-	8	10	1

WP - Carpenter
LP - Peavy
SV - None

GAME 2

Thursday, October 6 at St. Louis

SAN DIEGO	0	0	0	0	0	1	1	0	-	2	10	1	
St. Louis	0	0	2	2	0	0	2	0	x	-	6	6	0

WP - Mulder
LP - Astacio
SV - None

GAME 3

Saturday, October 8 at San Diego

St. Louis	1	4	0	0	2	0	0	0	-	7	13	1		
SAN DIEGO	0	0	0	0	2	0	1	1	1	0	-	4	9	0

WP - Morris
LP - Williams
SV - Isringhausen



HISTORY & RECORDS

2006 NATIONAL LEAGUE DIVISION SERIES

San Diego won its second straight National League West Division title in 2006 and made back-to-back trips to the postseason for the first time in franchise history. The Padres finished with an identical 88-74 record as the Los Angeles Dodgers, but claimed the crown after winning the season series, 13-5.

The Friars drew the St. Louis Cardinals in the first-round of the playoffs for the second consecutive year, marking the third playoff meeting between the two clubs since 1996.

After taking two of three from the Cardinals in the final week of the regular season, the Padres sent ace Jake Peavy to the mound for Game One at Petco Park. Peavy blanked the Cards for 3.0 innings before giving up five runs over the next 2.1 frames. 2005 National League Cy Young Award winner Chris Carpenter limited San Diego to only one run as the Cardinals beat the Padres 5-1.

Following an off day, the Padres sent veteran David Wells to the mound for Game Two. Wells held St. Louis to only two runs over 5.0 innings, but was opposed by Jeff Weaver who combined with four relievers to blank San Diego 2-0 in front of a hometown crowd of 43,463.

Facing elimination, the Padres traveled to St. Louis for Game Three. Eleven-game winner Chris Young took the ball for San Diego and shut out the Cardinals for 6.2 innings at the new Busch Stadium. Russell Bryan gave the club its first lead in the series with a two-run double in the fourth inning, and all-time saves leader Trevor Hoffman pitched a perfect ninth for his first postseason save since the 1998 NLCS. The 3-1 win marked the first postseason victory for the Padres since clinching the National League Pennant in 1998.

St. Louis returned Carpenter to the mound for Game Four and he was countered by veteran Woody Williams. Both starters surrendered two runs in the first inning but Carpenter settled in to throw 6.0 scoreless frames. The Cardinals struck for four runs in the sixth as the eventual World Series Champions sent the Padres home after a 6-2 defeat.

GAME 1

Tuesday, October 3 at San Diego

St. Louis	0	0	0	3	1	1	0	0	0	-	5	12	0
SAN DIEGO	0	0	0	0	0	1	0	0	0	-	1	6	0

WP - Carpenter
LP - Peavy
SV - None

GAME 2

Thursday, October 5 at San Diego

St. Louis	0	0	0	2	0	0	0	0	0	-	2	10	0
SAN DIEGO	0	0	0	0	0	0	0	0	0	-	0	4	0

WP - Weaver
LP - Wells
SV - Wainwright

GAME 3

Saturday, October 7 at St. Louis

SAN DIEGO	0	0	0	3	0	0	0	0	0	-	3	10	0
St. Louis	0	0	0	0	0	0	0	1	0	-	1	5	2

WP - Young
LP - Suppan
SV - Hoffman


GAME 4

Sunday, October 8 at St. Louis

SAN DIEGO	2	0	0	0	0	0	0	0	0	-	2	9	1
St. Louis	2	0	0	0	4	0	0	x	-	6	7	0	

WP - Carpenter
LP - Williams
SV - None

HISTORY & RECORDS





HISTORY & RECORDS

ALL-TIME ROSTER (1969-2013)

Through the end of the 2013 season, 862 players have appeared in at least one game for the Padres.

A (32)

Abner, Shawn (1987-91)
Acosta, Ed (1971-72)
Adams, Mike (2008-11)
Adkins, Jon (2006)
Aldrete, Mike (1991)
Alexander, Manny (2005-2006)
Alfonzo, Eliezer (2009)
Allen, Dusty (2000)
Almanzar, Carlos (1999-2000)
Almon, Bill (1974-79)
Alomar, Roberto (1988-90)
Alomar Jr., Sandy (1988-89)
Alonso, Yonder (2012-)
Alou, Matty (1974)
Alvarez, Gabe (2000)
Amarista, Alexi (2012-)
Ambres, Chip (2008)
Andersen, Larry (1991-92)
Anderson, Dwain (1973)
Antonelli, Matt (2008-10)
Arcia, Jose (1969-70)
Arias, Alex (2001)
Arias, George (1997-99)
Arlin, Steve (1969-74)
Armstrong, Mike (1980-81)
Asadoor, Randy (1986)
Ashby, Andy (1993-99, 2004)
Ashford, Tucker (1976-78)
Astacio, Pedro (2005)
Aurilia, Rich (2004)
Ausmus, Brad (1993-96)
Azocar, Oscar (1991-92)

B (77)

Baek, Cha Seung (2008-09)
Baerga, Carlos (1999)
Baker, Chuck (1978, 1980)
Baker, John (2012-13)
Baldschun, Jack (1969-70)
Banks, Josh (2008-09)
Bard, Josh (2006-08)
Barfield, Josh (2006)
Barker, Kevin (2002)
Barrett, Marty (1991)
Barrett, Michael (2007-08)
Bartlett, Jason (2011-12)
Barton, Bob (1970-72, 1974)
Bass, Anthony (2011-13)
Bass, Randy (1980-82)
Batchelor, Rich (1997)
Baxter, Mike (2010)
Bay, Jason (2003)
Beamon, Trey (1997)
Bean, Billy (1993-95)
Beck, Rod (2003-04)
Beckert, Glenn (1974-75)
Bell, Derek (1993-94)
Bell, Heath (2007-11)
Bellhorn, Mark (2006)
Benes, Andy (1989-95)
Bennett, Gary (2003)
Bergman, Sean (1996-97)
Bernal, Victor (1977)
Berumen, Andres (1995-96)
Beswick, Jim (1978)
Bevacqua, Kurt (1979-80, 1982-85)
Bilardello, Dann (1991-92)
Blair, Dennis (1980)
Blair, Willie (1995-96)
Blanco, Henry (2009)
Blanks, Kyle (2009-)
Blefary, Curt (1972)
Blum, Geoff (2005, 2006-2007)
Bocachica, Hiram (2007)
Bochtler, Doug (1995-97)
Bochy, Bruce (1983-87)
Boehrer, Brian (1998-2000)
Bones, Ricky (1991)
Bonilla, Juan (1981-83)
Booker, Greg (1983-89)
Boone, Bret (2000)

Boone, Dan (1981-82)
Bowen, Rob (2006-2007)
Boxberger, Brad (2012-13)
Boyd, Jason (2002)
Brach, Brad (2011-13)
Bradley, Milton (2007)
Bragg, Darren (2004)
Branyan, Russell (2006-2007)
Bravo, Angel (1971)
Brazelton, Dewon (2006)
Breslow, Craig (2005)
Briggs, Dan (1979)
Brocaill, Doug (1992-94, 2007)
Brower, Jim (2006)
Brown, Bobby (1983-85)
Brown, Chris (1987-88)
Brown, Emil (2001)
Brown, Jarvis (1993)
Brown, Kevin (1998)
Brown, Ollie (1969-72)
Bruske, Jim (1997, 1998)
Buchanan, Brian (2002-04)
Bumbry, Al (1985)
Burke, Chris (2009)
Burke, Greg (2009)
Burns, Cory (2012)
Burroughs, Sean (2002-05)
Burrows, Terry (1997)
Byers, Randell (1987-88)
Bynum, Mike (2002-04)

C (59)

Cabrera, Everth (2009-)
Caldwell, Mike (1971-73)
Cameron, Kevin (2007-08)
Cameron, Mike (2006-2007)
Caminiti, Ken (1995-98)
Campbell, Dave (1970-73)
Campbell, Mike (1994)
Cannizzaro, Chris (1969-71, 1974)
Cantu, Jorge (2011)
Cardona, Javier (2002)
Carlin, Luke (2008)
Carlyle, Buddy (1999-2000)
Carpenter, Andrew (2011)
Carrillo, Cesar (2009-10)
Carter, Joe (1990)
Cash, Dave (1980)
Cashner, Andrew (2012-)
Cassel, Jack (2007)
Cassidy, Scott (2005-2006)
Castilla, Vinny (2006)
Castillo, Tony (1978)
Cedeno, Andujar (1995-96)
Cedeno, Ronny (2013)
Champion, Mike (1976-78)
Chiffer, Floyd (1982-84)
Cianfrocco, Archi (1993-98)
Ciriaco, Pedro (2013)
Cirillo, Jeff (2004)
Clark, Brady (2007)
Clark, Jack (1989-90)
Clark, Jerald (1988-92)
Clark, Jermaine (2003)
Clark, Tony (2008)
Clark, Phil (1993-95)
Clarke, Horace (1974)
Clement, Matt (1998-2000)
Clements, Pat (1989-92)
Colangelo, Mike (2001)
Colbert, Nate (1969-74)
Comstock, Keith (1987-88)
Condrey, Clay (2002-03)
Coolbaugh, Scott (1991)
Coombs, Danny (1970-71)
Cora, Joey (1987, 1989-90)
Corey, Bryan (2008)
Corkins, Mike (1969-74)
Corrales, Pat (1972-73)
Correia, Kevin (2009-10)
Costello, John (1991)
Couches, Mike (1983)
Crabbe, Callix (2008)

Crespo, Cesar (2001-02)
Cruz, Deivi (2002)
Cruz Jr., Jose (2007)
Cunnane, Will (1997-2000)
Cunningham, Aaron (2010- 2011)
Curtis, John (1980-82)
Cust, Jack (2006)
Cyr, Eric (2002)

D (37)

D'Acquisto, John (1977-80)
Dade, Paul (1979-80)
Darnell, James (2011-12)
Darr, Mike (1999-2001)
Dascenzo, Doug (1996)
DaVanon, Jerry (1969)
Davey, Tom (2000-02)
Davis, Ben (1998-01)
Davis, Bill (1969)
Davis, Bob (1973, 1975-78)
Davis, Jerry (1983, 1985)
Davis, John (1990)
Davis, Mark (1987-89, 1993-94)
Davis, Storm (1987)
Davis, Willie (1976)
Deago, Roger (2003)
Dean, Tommy (1969-71)
Decker, Jaff (2013)
Decker, Marty (1983)
Deduno, Samuel (2011)
Deer, Rob (1996)
Denorfia, Chris (2010-)
De Haan, Kory (2000-02)
De La Cruz, Eulogio (2009)
DeLeon, Luis (1982-85)
DeWitt, Matt (2002)
Deshaies, Jim (1992)
Dilone, Miguel (1985)
Dishman, Glenn (1995-96)
Dobson, Pat (1970)
Dorsett, Brian (1991)
Doyle, Paul (1970)
Dravecky, Dave (1982-87)
Dukes, Tom (1969-70)
Dunne, Mike (1990)
Dupree, Mike (1976)
Durango, Luis (2009-10)

E (17)

Eaton, Adam (2000-05)
Eckstein, David (2009-10)
Edmonds, Jim (2008)
Edwards, Dave (1981-82)
Eichelberger, Juan (1978-82)
Eiland, David (1992-93)
Ekstrom, Mike (2008-09)
Elliott, Donnie (1994-95)
Elliott, Randy (1972, 1974)
Embree, Alan (2002, 2006)
Ensberg, Morgan (2007)
Erdos, Todd (1997, 2000)
Erlin, Robbie (2013-)
Estes, Shawn (2006, 2008)
Ettles, Mark (1993)
Evans, Barry (1978-81)
Everitt, Leon (1969)

F (25)

Fahey, Bill (1979-80)
Falkenberg, Brian (2005, 2008)
Faries, Paul (1990-92)
Fernandez, Tony (1991-92)
Ferrara, Al (1969-71)
Fick, Robert (2004-05)
Fikac, Jeremy (2001-2002)
Fingers, Rollie (1977-80)
Finley, Steve (1995-98)
Fiore, Mike (1972)
Fireovid, Steve (1981, 1983)
Flaherty, John (1996-97)
Flannery, Tim (1979-89)
Florie, Bryce (1994-96)
Floyd, Cliff (2009)

HISTORY & RECORDS

ALL-TIME ROSTER (1969-2013)

Folkers, Rich (1975-76)
Forsythe, Logan (2011- 13)
Foster, Alan (1975-76)
Franklin, Jay (1971)
Freisleben, Dave (1974-78)
Frieri, Ernesto (2009-12)
Frisella, Danny (1975)
Fuentes, Reymond (2013-)
Fuentes, Tito (1975-76)
Fulchino, Jeff (2011)

G (54)

Gallagher, Sean (2009-10)
Gamble, Oscar (1978)
Gant, Ron (2002)
Garcia, Carlos (1999)
Garcia, Jesse (2005)
Garcia, Ralph (1972, 1974)
Gardner, Jeff (1992-93)
Gardner, Wes (1991)
Garland, Jon (2010)
Garvey, Steve (1983-87)
Gaspar, Rod (1971, 1974)
Gaston, Clarence (1969-74)
Gaudin, Chad (2009)
Geer, Josh (2008-09)
Geren, Bob (1993)
Gerhardt, Rusty (1974)
Germano, Justin (2003-05, 2007-08)
Gerut, Jody (2008-09)
Giles, Brian (2003-09)
Giles, Marcus (2007)
Giovanela, Ed (1998-99)
Goddard, Joe (1972)
Gomez, Chris (1996-2001)
Gomez, Pat (1993)
Gonzalez, Adrian (2006-10)
Gonzalez, Alberto (2011)
Gonzalez, Alex (2004)
Gonzalez, Edgar (2008-09)
Gonzalez, Enrique (2008)
Gonzalez, Fernando (1978-79)
Gonzalez, Tony (1969)
Gonzalez, Wiki (1999-2003)
Gorman, Tom (1987)
Gossage, Rich (1984-87)
Grandal, Yasmani (2012-)
Grant, Mark (1987-90)
Green, Gary (1986, 1989)
Greene, Khalil (2003-08)
Greer, Brian (1977, 1979)
Gregerson, Luke (2009-13)
Greif, Bill (1972-76)
Griffin, Mike (1982)
Griffin, Tom (1976-77)
Grubb, John (1972-76)
Guevara, Carlos (2008)
Gutierrez, Ricky (1993-94)
Guzman, Domingo (1999-2000)
Guzman, Freddy (2004)
Guzman, Jesus (2011-13)
Gwosdz, Doug (1981-84)
Gwynn, Chris (1996)
Gwynn, Tony (1982-2001)
Gwynn Jr., Tony (2009-10)
Gyorko, Jedd (2013-)

H (60)

Hackman, Luther (2003)
Haeger, Charlie (2008)
Hahn, Don (1975)
Hairston, Scott (2007-09, 2010)
Hairston Jr., Jerry (2010)
Hamilton, Joey (1994-98)
Hammaker, Atlee (1990-91)
Hammond, Chris (2005)
Hampson, Justin (2007-08)
Hamren, Erik (2011)
Hansen, Dave (2003-04)
Harang, Aaron (2011)
Hardy, Larry (1974-75)
Hargrove, Mike (1979)
Harris, Gene (1992-94)
Harris, Greg (1984)
Harris, Greg W. (1988-93)
Hawkins, Andy (1982-88)

Hawpe, Brad (2011)
Hayhurst, Dirk (2008)
Hayward, Ray (1986-87)
Headley, Chase (2007-)
Henderson, Rickey (1996-97, 2001)
Hendrick, George (1977-78)
Henn, Sean (2008)
Hensley, Clay (2005-08)
Herbel, Ron (1970)
Herges, Matt (2003)
Hermanson, Dustin (1995-96)
Hermida, Jeremy (2011-12)
Hernandez, Carlos (1997-2000)
Hernandez, Enzo (1971-77)
Hernandez, Jeremy (1991-93)
Hernandez, Ramon (2004-05)
Herndon, Junior (2001)
Higgins, Kevin (1993)
Hilton, Dave (1972-75)
Hill, Shawn (2009)
Hinshaw, Alex (2012)
Hinshaw, George (1982-83)
Hitchcock, Sterling (1997- 2001, 2004)
Hoffman, Trevor (1993-2008)
Holbert, Ray (1994-95)
Holtz, Mike (2002)
Howard, Ben (2002-03)
Howard, Thomas (1990-92)
Howell, Jack (1991)
Hoyt, LaMarr (1985-86)
Hriniak, Walt (1969)
Hubbard, Trenidad (2002)
Huber, Justin (2008)
Hudson, Orlando (2011-12)
Hundley, Nick (2008-)
Hundley, Randy (1975)
Hunter, Cedric (2011)
Huntz, Steve (1970, 1975)
Hurst, Bruce (1989-93)
Hyers, Tim (1994-95)
Hynes, Colt (2013)
Hyzdu, Adam (2005)

I (3)

Iguchi, Tadahito (2008)
Iorg, Dane (1986)
Ivie, Mike (1971, 1974-77)

J (26)

Jackson, Damian (1999-2001, 2005)
Jackson, Danny (1997)
Jackson, Darrin (1989-92)
Jackson, Roy Lee (1985)
James, Chris (1989)
Jarvis, Kevin (2000-03)
Jefferson, Stan (1987-88)
Jestadt, Garry (1971-72)
Jeter, John (1971-72)
Jimenez, D'Angelo (2001-02)
Jodie, Brett (2001)
Johnson, Ben (2005-2006)
Johnson, Brian (1994-96)
Johnson, Jerry (1975-76)
Johnson, Jonathan (2002)
Johnson, Mike (1974)
Johnson, Rob (2011)
Johnstone, Jay (1979)
Jones, Bobby J. (2001-02)
Jones, Bobby M. (2002)
Jones, Chris (1997)
Jones, Jimmy (1986-88)
Jones, Randy (1973-80)
Jones, Ruppert (1981-83)
Joshua, Von (1980)
Joyner, Wally (1996-99)

K (25)

Kahaulua, Fred (1981)
Kazmar, Sean (2008)
Keisler, Randy (2003)
Kelley, Dick (1969-71)
Kelly, Casey (2012-)
Kelly, Van (1969-70)
Kendall, Fred (1969-76, 1979-80)
Kennedy, Ian (2013-)
Kennedy, Terry (1981-86)

Kershner, Jason (2002)
Kilkenny, Mike (1972)
Kingman, Dave (1977)
Kingsale, Gene (2002)
Kinney, Dennis (1978-80)
Kirby, Clay (1969-73)
Klesko, Ryan (2000-2006)
Knott, Jon (2004, 2006)
Kolb, Brandon (2000)
Kotsay, Mark (2001-03, 2012-13)
Kouzmanoff, Kevin (2007-09)
Kroon, Marc (1995, 1997-98)
Krueger, Bill (1994-95)
Krug, Chris (1969)
Kruk, John (1986-89)
Kubiak, Ted (1975-76)

L (48)

LaForest, Pete (2007)
Lampkin, Tom (1990-92, 2002)
Lancellotti, Rick (1982)
Lane, Jason (2007)
Langston, Mark (1998)
Lankford, Ray (2001-02)
Lansford, Joe (1982-83)
LaPoint, Dave (1986)
LaRocca, Greg (2000)
Latos, Mat (2009-2011)
Lawrence, Brian (2001-05)
Laxton, Bill (1971, 1974)
Layne, Tommy (2012-13)
LeBlanc, Wade (2008-11)
Lee, David (2001)
Lee, Derrek (1997)
Lee, Leron (1971-73)
Lee, Mark (1978-79)
Ledezma, Wil (2007-08)
Lefebvre, Joe (1981-83)
Lefferts, Craig (1984-87, 1990-92)
Leiper, Dave (1987-89)
Leone, Justin (2006)
Lewis, Jim (1991)
Leyritz, Jim (1998-99)
Lezcano, Sixto (1982-83)
Libran, Francisco (1969)
Lilliquist, Derek (1990-91)
Linebrink, Scott (2003-2007)
Littlefield, John (1981)
Livingstone, Scott (1994-97)
Lobaton, Jose (2009)
Lockhart, Keith (1994, 2003)
Locklear, Gene (1973-76)
Loewer, Carlton (2001, 2003)
Lolich, Mickey (1978-79)
Lollar, Tim (1981-84)
Long, Joey (1997)
Long, Terrence (2004)
Lopez, Arturo (2009)
Lopez, Luis (1993-94, 1996)
Lopez, Rodrigo (2000)
Loretta, Mark (2003-05)
Lucas, Gary (1980-83)
Ludwick, Ryan (2010-11)
Luebke, Cory (2010-)
Lundquist, David (2001-02)
Lynn, Fred (1990)

M (78)

Mabry, John (2000)
Macias, Drew (2007-09)
Mack, Shane (1987-88)
Mackowiak, Rob (2007)
Maddux, Greg (2007-08)
Maddux, Mike (1991-92)
Magadan, Dave (1999-2001)
Manuel, Jerry (1982)
Marquis, Jason (2012-13)
Marshall, Dave (1973)
Martin, Al (2000)
Martinez, Carmelo (1984-89)
Martinez, Jose (1994)
Martinez, Luis (2011)
Martinez, Pedro (1993-94)
Mason, Don (1971-73)
Mason, Roger (1993)
Matos, Julius (2002)



HISTORY & RECORDS

ALL-TIME ROSTER (1969-2013)

Matthews, Mike (2003)
Matthews Jr., Gary (1999, 2003)
Maurer, Dave (2000-01)
Mausier, Tim (1993-95)
May, Darrell (2005)
Maybin, Cameron (2011-)
McAndrew, Jim (1974)
McAnulty, Paul (2005-08)
McBean, Alvin (1969)
McCool, Billy (1969)
McCovey, Willie (1974-76)
McCullers, Lance (1985-88)
McDavid, Ray (1994-95)
McElroy, Chuck (2001)
McGriff, Fred (1991-93)
McIntosh, Joe (1974-75)
McLeary, Marty (2004)
McReynolds, Kevin (1983-86)
Meadows, Brian (2000)
Medica, Tommy (2013-)
Melendez, Jose (1991-92)
Melendez, Luis (1976-77)
Menhart, Paul (1997)
Mendez, Donald (2001, 2003)
Meredith, Cla (2006-09)
Merloni, Lou (2003)
Metzger, Butch (1975-77)
Miceli, Dan (1998-99)
Middlebrook, Jason (2001-02)
Mikolas, Miles (2012-13)
Miller, Bob (1971, 1973)
Miller, Ed (1984)
Mirabelli, Doug (2006)
Mitchell, Kevin (1987)
Monge, Sid (1983-84)
Montanez, Willie (1980)
Montefusco, John (1982-83)
Montgomery, Steve (2000)
Morales, Jerry (1969-73)
Morales, Rich (1973-74)
Moreland, Keith (1988)
Moreno, Edwin (2009)
Moreno, Jose (1981)
Moreno, Juan (2002)
Morton, Colt (2007-08)
Moseley, Dustin (2011-12)
Moses, Jerry (1975)
Mota, Jose (1991)
Mouton, James (1998)
Mujica, Edward (2009-10)
Mulligan, Sean (1996)
Mumphrey, Jerry (1980)
Mura, Steve (1978-81)
Murphy, Dan (1989)
Murray, Heath (1997, 1999)
Murrell, Ivan (1969-73)
Myers, Greg (1998-99)
Myers, Randy (1992, 1998)
Myers, Rodney (2000-02)
Myrow, Bryan (2007-08)

N (18)

Nady, Xavier (2000, 2003-05)
Nagy, Charles (2003)
Neal, Blaine (2004)
Nelson, Rob (1987-90)
Neshek, Pat (2011)
Nevin, Phil (1999-05)
Newfield, Marc (1995-96)
Newhan, David (1999-2000)
Nettles, Graig (1984-86)
Nicholson, Kevin (2000)
Nickle, Doug (2002)
Niekro, Joe (1969)
Nieves, Melvin (1993-95)
Nieves, Wil (2002)
Noite, Eric (1987-89, 1991)
Norman, Fred (1971-73)
Nunez, Jose (2001-2002)
Nyman, Gerry (1970)

O (15)

Ohlendorf, Ross (2012)
Ojeda, Miguel (2003-05)
Olivo, Miguel (2005)
Oquist, Mike (1996)

Oropesa, Eddie (2004)
Orosco, Jesse (2003)
Osting, Jimmy (2001)
O'Sullivan, Sean (2013)
Osuna, Al (1996)
Osuna, Antonio (2004)
Otsuka, Akinori (2004-05)
Owchinko, Bob (1976-79)
Owens, Eric (1999-2000)
Owings, Micah (2012)
Oxspring, Chris (2005)

P (36)

Pagliarulo, Mike (1989-90)
Palacios, Vicente (2000)
Palmer, Lowell (1974)
Palmer, Matt (2012)
Parent, Mark (1986-90)
Park, Chan Ho (2005-2006)
Parrino, Andy (2011-12)
Patterson, Bob (1985)
Patterson, Eric (2011)
Patterson, Scott (2008)
Payton, Jay (2004)
Pearson, Jason (2002)
Peavy, Jake (2002-09)
Pelaez, Alex (2002)
Pena, Roberto (1969)
Perdomo, Luis (2009-10)
Perez, Oliver (2002-03)
Perez, Santiago (2001)
Perkins, Broderick (1978-82)
Perlozzo, Sammy (1979)
Perry, Gaylord (1978-79)
Petagine, Roberto (1995)
Peterson, Adam (1991)
Pettis, Gary (1992)
Phillips, Kyle (2011)
Phillips, Mike (1981)
Phoebus, Tom (1971-72)
Piazza, Mike (2006)
Pickford, Kevin (2002)
Pittman, Joe (1982)
Plantier, Phil (1993-95, 1997)
Podres, Johnny (1969)
Poreda, Aaron (2009)
Presley, Jim (1991)
Puffer, Brandon (2004)
Pyznarski, Tim (1986)

Q (4)

Qualls, Chad (2011)
Quantrill, Paul (2005)
Quentin, Carlos (2012-)
Quintero, Humberto (2003-04)

R (59)

Rader, Doug (1976-77)
Rakers, Aaron (2007)
Ramirez, Mario (1981-85)
Ramirez, Roberto (1998)
Ramos, Cesar (2009-10)
Randa, Joe (2005)
Ransom, Cody (2013)
Rasmussen, Dennis (1983, 1988-91)
Rasmussen, Eric (1978-80)
Ready, Randy (1986-89)
Reberger, Frank (1969)
Redding, Tim (2005)
Reed, Jody (1995-96)
Reed, Steve (2002)
Reineke, Chad (2008)
Relaford, Desi (2000)
Rettenmund, Merv (1976-77)
Reyes, Carlos (1998, 1999, 2000)
Reyes, Dennys (2005)
Reynolds, Don (1978-79)
Reynolds, Ken (1976)
Reynolds, Ronn (1990)
Richard, Clayton (2009-13)
Richards, Gene (1977-83)
Riggs, Adam (2001)
Ring, Royce (2007)
Rivera, Mike (2003)
Rivera, Rene (2013-)
Rivera, Roberto (1999)

Rivera, Ruben (1997-2000)
Rizzo, Anthony (2011)
Roa, Joe (2003)
Roberts, Dave A. (1969-71)
Roberts, Dave R. (2005-2006)
Roberts, Dave W. (1972-75, 1977-78)
Roberts, Leon (1986, '88-91, '94-95)
Robinson, Chris (2013)
Robinson, Dave (1970-71)
Robinson, Kerry (2004)
Robles, Oscar (2007)
Robles, Rafael (1969-70, 1972)
Rodriguez, Aurelio (1980)
Rodriguez, Eddy (2012)
Rodriguez, Edwin (1983, 1985)
Rodriguez, Luis (2008-09)
Rodriguez, Rich (1990-93)
Rodriguez, Roberto (1970)
Roenicke, Ron (1984)
Romero, Mandy (1997-98)
Romo, Vicente (1973-74)
Rosenberg, Steve (1991)
Roskos, John (2000)
Ross, David (2005)
Ross, Gary (1969-74)
Ross, Tyson (2013-)
Royster, Jerry (1985-86)
Ruberto, Sonny (1969)
Rusch, Glendon (2008)
Russell, Adam (2009-10)

S (82)

Sager, A.J. (1994)
Salazar, Luis (1980-84, 1987, 1989)
Salazar, Oscar (2009-10)
Sanchez, Duaner (2009)
Sanders, Reggie (1999)
Sanders, Scott (1993-96, 1998)
Santiago, Benito (1986-92)
Santorini, Al (1969-71)
Sawyer, Rick (1976-77)
Scanlon, Pat (1977)
Schaeffer, Mark (1972)
Schiraldi, Calvin (1989-90)
Schulze, Don (1989)
Scott, John (1974-75)
Scott, Tim (1991-93, 1997)
Scribner, Evan (2011)
Seanez, Rudy (1993, 2001, 2005, 2006)
Sears, Todd (2003)
Selma, Dick (1969)
Seminara, Frank (1992-93)
Serafini, Dan (2000)
Serrano, Wascar (2001)
Severinsen, Al (1971-72)
Sharon, Dick (1975)
Sheets, Andy (1998)
Sheffield, Gary (1992-93)
Sherman, Darrell (1993)
Shiell, Jason (2002)
Shipley, Craig (1991-94, 1996-97)
Shirley, Bob (1977-80)
Show, Eric (1981-90)
Shumpert, Terry (1997)
Siebert, Paul (1977)
Siebert, Sonny (1975)
Sierra, Candy (1988)
Sikorski, Brian (2006)
Silva, Walter (2009)
Simpson, Steve (1972)
Sipin, John (1969)
Sisk, Tommy (1969)
Slaughter, Don (1997)
Sledge, Terrell (2006-2007)
Slocum, Ron (1969-71)
Slocumb, Heathcliff (2000)
Smith, Burch (2013-)
Smith, Ozzie (1978-81)
Smith, Pete (1997-98)
Snook, Frank (1973)
Solis, Ali (2012)
Sosa, Elias (1983)
Spence, Josh (2011-12)
Spencer, Stan (1998-2000)
Spiezio, Ed (1969-72)
Spillner, Dan (1974-78)

HISTORY & RECORDS

ALL-TIME ROSTER (1969-2013)

Sprague, Ed (2000)
 Stablein, George (1980)
 Stahl, Larry (1969-72)
 Stairs, Matt (2010)
 Stanley, Fred (1972)
 Stansberry, Craig (2007-09)
 Staton, Dave (1993-94)
 Stauffer, Tim (2005-)
 Steels, James (1987)
 Stephenson, Phil (1989-92)
 Steverson, Todd (1996)
 Stewart, Chris (2010)
 Stilwell, Kurt (1992-93)
 Stimac, Craig (1980-81)
 Stoddard, Bob (1986)
 Stoddard, Tim (1985-86)
 Stone, Ricky (2004)
 Street, Huston (2012-)
 Strom, Brent (1975-77)
 Stults, Eric (2012-)
 Summers, Champ (1984)
 Suppan, Jeff (2012)
 Sutherland, Gary (1977)
 Sweeney, Brian (2004, 2006)
 Sweeney, Mark (1997-98, 2002, 2005)
 Sweet, Rick (1978)
 Swisher, Steve (1981-82)
 Szuminski, Jason (2004)

T (32)

Tabaka, Jeff (1994-95)
 Tankersley, Dennis (2002-2004)
 Tatum, Jim (1996)
 Taylor, Kerry (1993-94)
 Taylor, Ron (1972)
 Tejada, Miguel (2010)
 Tekotte, Blake (2011-12)
 Tellman, Tom (1979-80)
 Tenace, Gene (1977-80)
 Templeton, Garry (1982-91)
 Terrell, Walt (1989)
 Teufel, Tim (1991-93)
 Tewksbury, Bob (1996)
 Thatcher, Joe (2007-13)
 Thayer, Dale (2012-)
 Thomas, Derrel (1972-74, 1978)
 Thompson, Jason (1996)
 Thompson, Mike (2006-2007)
 Thon, Dickie (1988)
 Thurmond, Mark (1983-86)
 Tingley, Ron (1982)
 Tolan, Bobby (1974-75, 1979)
 Toliver, Fred (1989)
 Tollberg, Brian (2000-2003)
 Tomko, Brett (2002, 2007, 2008)
 Tomlin, Dave (1974-77)
 Torrealba, Yorvit (2010)
 Torres, Hector (1975-76)
 Trammell, Bubba (2001-03)
 Troedson, Rich (1973-74)
 Trujillo, J.J. (2002)
 Turner, Jerry (1974-81, 1983)

U (1)

Urrea, John (1981)

V (22)

Valdez, Ismael (2004)
 Valdez, Rafael (1990)
 Valdez, Wilson (2005)
 Valentine, Bobby (1975-77)
 Valenzuela, Fernando (1995-97)
 Vander Wal, John (1998-99)
 VanRyn, Ben (1998)
 Vatcher, Jim (1991-92)
 Vaughn, Greg (1996-98)
 Vazquez, Ramon (2002-04)
 Velandia, Jorge (1997)
 Velasquez, Guillermo (1992-93)
 Venable, Will (2008-)
 Veras, Dario (1996-97)
 Veras, Quilvio (1997-99)
 Victorino, Shane (2003)
 Villafuerte, Brandon (2002-2003)
 Villone, Ron (1995-96)
 Vincent, Nick (2012-)

Vitiello, Joe (2000)
 Volquez, Edinson (2012-13)
 Vosberg, Ed (1986, 1998-99)

W (49)

Walker, Kevin (2000-03)
 Walker, Pete (1996)
 Walker, Todd (2006)
 Wall, Donne (1998-2000)
 Walter, Gene (1985-86)
 Walters, Dan (1992-93)
 Ward, Kevin (1991-92)
 Wasinger, Mark (1986)
 Watkins, Steve (2004)
 Webb, Ryan (2009-10)
 Weber, Thad (2013)
 Webster, Ramon (1970-71)
 Wehrmeister, Dave (1976-78)
 Welsh, Chris (1981-83)
 Wells, David (2004, 2006-2007)
 Wells, Jared (2008)
 Wells, Kip (2012)
 Wengert, Don (1998)
 Werner, Andrew (2012)
 Whisenant, Matt (1999-2000)
 White, Rondell (2003)
 Whitehurst, Wally (1993-94)
 Whiteside, Matt (1999-2000)
 Whitson, Ed (1983-84, 1986-91)
 Wieland, Joe (2012-)
 Wiggins, Alan (1981-85)
 Wiley, Mark (1978)
 Wilhelm, Jim (1978-79)
 Wilkins, Rick (2001)
 Williams, Bernie (1974)
 Williams, Brian (1995)
 Williams, Eddie (1990, 1994-95, 1998)
 Williams, George (2000)
 Williams, Jim (1969-70)
 Williams, Randy (2005)
 Williams, Woody (1999-2001, 2005-06)
 Williamson, Scott (2006)
 Willis, Ron (1970)
 Wilson, Earl (1970)
 Wilson, Josh (2009)
 Winfield, Dave (1973-80)
 Wise, Rick (1980-82)
 Witasick, Jay (2000-01, 2003-04)
 Witt, Kevin (2001)
 Wojna, Ed (1985-87)
 Wolf, Randy (2008)
 Worrell, Tim (1993-97)
 Wright, Jaret (2003)
 Wynne, Marvell (1986-89)

X (0)

None

Y (2)

Young, Chris (2006-10)
 Young, Eric (2005-06)

Z (1)

Zawadzki, Lance (2010)

MANAGERS (16)

Black, Bud (2007-)
 Bochy, Bruce (1995-2006)
 Boros, Steve (1986)
 Bowa, Larry (1987-88)
 Coleman, Jerry (1980)
 Craig, Roger (1978-79)
 Dark, Alvin (1977)
 Gomez, Preston (1969-72)
 Howard, Frank (1981)
 McKeon, Jack (1988-90)
 McNamara, John (1974-77)
 Riddoch, Greg (1990-92)
 Riggelman, Jim (1992-94)
 Skinner, Bob (1977)
 Williams, Dick (1982-85)
 Zimmer, Don (1972-73)

COACHES (76)

Akerfelds, Darrel (2001-12)
 Alomar, Sandy (1986-90)
 Amalfitano, Joe (1976-77)
 Anderson, Sparky (1969)
 Balsley, Darren (2003-)
 Bialas, Dave (1993-94)
 Blair, Willie (2013-)
 Bloomfield, Jack (1974)
 Bochy, Bruce (1993-94)
 Booker, Greg (1997-2003)
 Brinkman, Eddie (1981)
 Cisco, Galen (1985-87)
 Colbert, Craig (2007-08)
 Craig, Roger (1969-72, 1976-78)
 Davenport, Jim (1974-75)
 Dobson, Pat (1988-90)
 Dunlop, Harry (1983-87)
 Espy, Duane (2000-02)
 Estrada, Chauck (1978-81)
 Flannery, Tim (1996-2002)
 Garcia, Dave (1970-73)
 Heist, Al (1980)
 Herman, Billy (1978-79)
 Hoffman, Glenn (2006-)
 Jones, Deacon (1984-87)
 Jones, Jimmy (2012)
 Joyner, Wally (2007-08)
 Kimm, Bruce (1991-92)
 Krol, Jack (1981-86)
 Lefebvre, Jim (2009)
 Little, Grady (1996)
 Lopes, Davey (1995-99, 2003-05)
 Magadan, Dave (2003-2006)
 Maloof, Jack (1990)
 McCullough, Clyde (1980-82)
 Meacham, Bobby (2007)
 Moon, Wally (1969)
 Morgan, Tom (1975)
 Muser, Tony (2003-2006)
 Nettles, Graig (1995)
 Oglivie, Ben (2000)
 Otis, Amos (1988-90)
 Phillips, Dick (1980)
 Picciolo, Rob (1990-2005)
 Plantier, Phil (2012-)
 Podres, Johnny (1973)
 Posedel, Bill (1974)
 Powell, Alonzo (2012-)
 Rader, Doug (1978-79)
 Radison, Dan (1993-94)
 Ready, Randy (2009-11)
 Rettenmund, Merv (1991-99, 2006-07)
 Renteria, Rick (2008-13)
 Riddoch, Greg (1987-90)
 Rigney, Bill (1975)
 Roarke, Mike (1991-93)
 Roberts, Dave (2011-)
 Roof, Phil (1978)
 Sherry, Norm (1982-84)
 Siebert, Sonny (1994-95)
 Simmons, Ted (2009-10)
 Sisler, Dick (1975-76)
 Skinner, Bob (1970-73, 1977)
 Smith, Dave (1999-01)
 Snyder, Jim (1991-92)
 Sommers, Denny (1988-90)
 Stevens, Ed (1981)
 Stewart, Dave (1998)
 Tolan, Bobby (1980-83)
 Trammell, Alan (2000-02)
 Virgil, Ozzie (1982-85)
 Waller, Tye (1995, 2006)
 Warthen, Dan (1996-97)
 Wietelmann, Whitey (1969-79)
 Williams, Don (1977-80)
 Zimmer, Don (1972)



HISTORY & RECORDS



NATIONAL BASEBALL HALL OF FAME AND MUSEUM

25 Main Street, Cooperstown, New York 13326

Phone: (607) 547-7200 Fax: (607) 547-2044

Public Relations: (607) 547-0215

e-mail address: info@baseballhall.org

Web site: baseballhall.org

Summer Hours: Memorial Day Weekend - Labor Day Weekend: 9 a.m. to 9 p.m.

Regular Hours: 9 a.m. to 5 p.m.

Holiday Closings: Thanksgiving Day, Christmas Day, and New Year's Day.

DIRECTORY: Jane Forbes Clark (Chairman), Joe Morgan (Vice Chairman), Jeff Idelson (President), Jeff Jones (Senior Vice President of Finance and Administration), Sean Gahagan (Vice President, Retail Merchandising & Licensing), Erik Strohl (Vice President, Exhibitions and Collections), Ken Meifert (Vice President, Sponsorship & Development)

RESEARCH AND LIBRARY CONTACTS: Jim Gates (Librarian), Pat Kelly (Photo Archivist)

PR CONTACTS: Brad Horn (Vice President, Communications & Education) and Craig Muder (Communications Director)

HALL OF FAME WEEKEND 2014: July 25-28

Inductees: Bobby Cox, Tom Glavine, Tony La Russa, Greg Maddux, Frank Thomas and Joe Torre

Awards: Sat. July 26, 4:30 p.m. ET, Doubleday Field

Induction: Sun. July 27, 1:30 p.m. ET, Clark Sports Center

HALL OF FAME CLASSIC 2014: May 23-24

Legends Game and Special Events

Game: Sat. May 24, Doubleday Field

For more information, visit baseballhall.org

PADRES IN THE HALL OF FAME

Eleven players and managers who have worn a San Diego Padres uniform have earned enshrinement into the National Baseball Hall of Fame, including 2014 electee Greg Maddux. He joins Roberto Alomar (1988-90), Zzie Smith (1978-1981), Rollie Fingers (1977-1980), Goose Gosage (1984-1987), Tony Gwynn (1982-2001), Rickey Henderson (1996-1997, 2001), Willie McCovey (1974-1976), Gaylord Perry (1978-1979), Dave Winfield (1973-1980) and Dick Williams (1982-1985). For more information on San Diego Padres in the Hall of Fame, visit the "Hall of Famers" team pages at www.baseballhall.org.

NOTABLE PADRES ARTIFACTS IN COOPERSTOWN

- Manager Bud Black's 1983 throwback uniform with memorial jersey patch worn as a tribute on July 14, 2011 to Hall of Famer Dick Williams during the team's first home game after his passing on July 7th.
- Glove used by Kevin Kouzmanoff during the 2009 season when he set a single-season record for NL third basemen with a .990 fielding percentage, making only three errors in 309 total chances.
- Bat used by Jody Gerut hit a leadoff home run in the first game at Citi Field, the first time in that the first batter of the first regular-season game at a new ballpark has hit a home run.
- Ticket from the final Hall of Fame Game, which was to be played June 16, 2008 against the Padres but was rained out.
- Jersey worn by Greg Maddux during his 350th career win on May 10, 2008.
- Ball, ticket and a base signed by manager Bud Black from the 2008 China Series against the Dodgers in March 2008.
- Ball signed by 2007 BBWAA Hall of Fame electee Tony Gwynn.
- Jersey, cap, spikes, glove and final out ball used by Trevor Hoffman on June 6, 2007, when he recorded his 500th career save, the first reliever to achieve the milestone.
- Ball, cap, jersey and spikes from Trevor Hoffman's 479th save on Sept. 24, 2006, which surpassed Lee Smith for the all-time lead.
- Jersey worn by Mike Piazza on April 26, 2006 when he hit his 400th career home run.
- Uniform, spikes, ball and ticket from Trevor Hoffman's 400th career save on May 6, 2005.
- Bat used by Brian Giles to record the first hit at PETCO Park on April 8, 2004.
- Home run ball hit by Rickey Henderson, scoring his record 2,247th career run on Oct. 3, 2001.
- Jersey worn by Rickey Henderson for his 2,063rd career walk, breaking Babe Ruth's record, April 25, 2001.
- A bat used by Greg Vaughn during his 50-home run season of 1998.
- Bat and spikes used by Tony Gwynn in 1997, when he achieved his 8th N.L. batting title.
- Jersey worn by Tony Gwynn during the 1994 season when he recorded his 5th NL batting title.
- Cap worn by Steve Garvey to set NL record for consecutive games played, April 16, 1983.
- Bat from Nate Colbert's record 13 RBI in a doubleheader on Aug. 1, 1972.



Bud Black's 1983 throwback cap.

A LOOK AHEAD TO 2015

Ballots for the 2015 Hall of Fame/BBWAA election will be distributed in early December with results from the voting scheduled to be announced in January 2015. A partial list of first-year candidates for election includes: Nomar Garciaparra, Randy Johnson, Pedro Martinez, Gary Sheffield and John Smoltz. Historical information on past BBWAA elections and the election process can be accessed at www.baseballhall.org or by contacting the Hall of Fame Communications department.

CONNECT TO COOPERSTOWN

- For up-to-the-minute news from Cooperstown, visit at www.baseballhall.org. Stay up-to-date on all the activity at the Hall of Fame's official site and through social networking on Facebook, Instagram, Twitter and YouTube.
- If you would like to receive interesting stories and timely news items direct from the Hall of Fame and get the inside track on the latest happenings in Cooperstown, sign up for *Inside Pitch*. There's no cost to receive our weekly electronic newsletter in your e-mail box at home or work and it's easy to enroll: Just log on to www.baseballhall.org/insidepitch.
- If you have an interest in receiving *Around The Horn*, the Hall's monthly media newsletter, please send an e-mail to info@baseballhall.org. Be sure to include your name, name of organization and e-mail address. Or visit www.baseballhall.org/ath.

RESEARCH ASSISTANCE

The Hall of Fame is pleased to provide assistance in baseball research and members of the media are encouraged to utilize this valuable baseball resource whenever necessary by calling the Public Relations department at (607) 547-0215, or the Library Reference desk at (607) 547-0330.



OPPONENTS



OPPONENTS



ARIZONA DIAMONDBACKS

dbacks.com
@dbacks

STADIUM: Chase Field (1998)
CAPACITY: 48,635
ADDRESS: 401 E. Jefferson Street
Phoenix, AZ 85004
TELEPHONE: (602) 462-6000
PRESIDENT/CEO: Derrick Hall
EVP/GENERAL MGR: Kevin Towers
MANAGER: Kirk Gibson (4th season)
PR CONTACT: Josh Rawitch
CREDENTIALS: Jim Myers
2013 FINISH: 81-81 (.500)
2nd Place, NL West

PADRES-DIAMONDBACKS ALL-TIME SERIES RESULTS

All-Time Record..... 133-146 (.477)
In San Diego..... 84-56 (.600)
In Arizona..... 49-90 (.353)
At SD Stadium/Jack Murphy/Qualcomm 27-21 (.563)
At Petco Park..... 57-35 (.620)
At Chase Field..... 49-90 (.353)
Last Season vs. D-Backs 12-7 (.632)
Best Season vs. D-Backs 9-3 (.750) in 1998
Most runs in game by SD 14 (2x), last 5/17/06
Most runs in game by ARI 12 (3x), last 5/25/05

LAST TIME THE PADRES SWEEP A...

2-game series in San Diego (2x)..... July 22-23, 1998
2-game series in Arizona..... Never
3-game series in San Diego (7x)..... June 14-15, 2013
3-game series in Arizona (2x)..... Aug. 24-26, 2012
4-game series in San Diego (1x)..... April 10-13, 1998
4-game series in Arizona..... Never
Doubleheader in San Diego..... Never
Doubleheader in Arizona..... Never

LAST TIME THE D'BACKS SWEEP A...

2-game series in San Diego..... Never
2-game series in Arizona..... Never
3-game series in San Diego (2x)..... April 24-26, 2006
3-game series in Arizona (9x)..... Aug. 26-28, 2011
4-game series in San Diego..... Never
4-game series in Arizona (1x)..... July 25-28, 2002
Doubleheader in San Diego..... Never
Doubleheader in Arizona..... Never

LONGEST WINNING STREAK VS. D'BACKS

7 games..... July 2-September 7, 2010

LONGEST LOSING STREAK VS. D'BACKS

8 games..... April 25-September 30, 1999

SERIES YEAR-BY-YEAR

Season Series Record by Padres 7-9
Current Season Series Win Streak..... 2 by SD



ATLANTA BRAVES

braves.com
@braves

STADIUM: Turner Field (1997)
CAPACITY: 49,377
ADDRESS: 755 Hank Aaron Drive
Atlanta, GA 30315
TELEPHONE: (404) 522-7630
PRESIDENT: John Schuerholz
EVP/GENERAL MGR: Frank Wren
MANAGER: Fredi Gonzalez (4th season)
PR CONTACT: Brad Hainje
CREDENTIALS: Adrienne Midgley
2013 FINISH: 96-66 (.593)
1st Place, NL East

PADRES-BRAVES ALL-TIME SERIES RESULTS

All-Time Record..... 259-334 (.437)
In San Diego..... 140-160 (.467)
In Atlanta..... 119-174 (.406)
At SD Stadium/Jack Murphy/Qualcomm 123-141 (.466)
At Petco Park..... 17-19 (.472)
At Fulton County Stadium..... 97-135 (.418)
At Turner Field..... 22-39 (.361)
Last Season vs. Braves..... 5-1 (.833)
Best Season vs. Braves 5-1 (.833) in 2005, 2013
Most runs in game by SD 17, 4/12/10
Most runs in game by ARI 16, 6/1/90

LAST TIME THE PADRES SWEEP A...

2-game series in San Diego (5x)..... Sept. 16-17, 1987
2-game series in Atlanta (4x)..... June 2-3, 1997
3-game series in San Diego (4x)..... June 10-12, 2013
3-game series in Atlanta (3x)..... August 1-3, 1989
4-game series in San Diego (2x)..... May 29-31, 1979
4-game series in Atlanta (2x)..... July 25-27, 1975
Doubleheader in San Diego May 29, 1979
Doubleheader in Atlanta August 7, 1990

LAST TIME THE BRAVES SWEEP A...

2-game series in San Diego (6x)..... May 26-27, 1997
2-game series in Atlanta (2x)..... Sept. 11-12, 1991
3-game series in San Diego (8x)..... July 14-16, 2006
3-game series in Atlanta (14x)..... May 6-8, 2008
4-game series in San Diego (3x)..... May 15-18, 2003
4-game series in Atlanta (4x)..... April 8-11, 1983
Doubleheader in San Diego April 27, 1975
Doubleheader in Atlanta October 2, 1992

LONGEST WINNING STREAK VS. BRAVES

7 games..... June 28, 1972-September 10, 1972

LONGEST LOSING STREAK VS. BRAVES

15 games..... April 18, 1974-September 15, 1974

SERIES YEAR-BY-YEAR

Season Series Record of Padres 13-26-6
Current Season Series Streak..... 1 by SD



CHICAGO CUBS

cubs.com
@cubs

STADIUM: Wrigley Field (1914)
CAPACITY: 41,072
ADDRESS: 1060 W. Addison Street
Chicago, IL 60613
(773) 404-2827
TELEPHONE:
PRESIDENT, BB OPS: Theo Epstein
EVP/GENERAL MGR: Jed Hoyer
MANAGER: Rick Renteria (1st season)
PR CONTACT: Peter Chase
CREDENTIALS: Dusty Harrington
2013 FINISH: 66-96 (.407)
5th Place, NL Central

PADRES-CUBS ALL-TIME SERIES RESULTS

All-Time Record..... 205-248 (.453)
In San Diego..... 113-113 (.500)
In Chicago..... 92-135 (.405)
At SD Stadium/Jack Murphy/Qualcomm 92-98 (.484)
At Petco Park..... 21-15 (.583)
At Wrigley Field 92-135 (.405)
Last Season vs. Cubs..... 4-3 (.571)
Best Season vs. Cubs..... 7-0 (1.000) in 2006
Most runs in game by SD 14, 5/10/87
Most runs in game by CHC 23, 5/17/77

LAST TIME THE PADRES SWEPT A...

2-game series in San Diego (2x) April 24-25, 1996
2-game series in Chicago..... None
3-game series in San Diego (5x) Aug 6-8, 2012
3-game series in Chicago (4x)..... May 12-14, 2006
4-game series in San Diego (1x)..... May 5-8, 2006
4-game series in Chicago (1x)..... August 16-19, 2010
Doubleheader in San Diego July 9, 1971
Doubleheader in Chicago..... Never

LAST TIME THE CUBS SWEPT A...

2-game series in San Diego..... Never
2-game series in Chicago (4x)..... May 15-16, 1997
3-game series in San Diego (10x) May 14-16, 2004
3-game series in Chicago (13x)..... May 28-30, 2012
4-game series in San Diego Never
4-game series in Chicago (1x)..... May 14-16, 1971
Doubleheader in San Diego August 30, 1974
Doubleheader in Chicago..... May 16, 1971

LONGEST WINNING STREAK VS. CUBS

7 games..... May 5, 2006-May 14, 2006

LONGEST LOSING STREAK VS. CUBS

9 games..... August 19, 1970-May 16, 1971

SERIES YEAR-BY-YEAR

Season Series Record by Padres 15-22-8
Current Season Series Win Streak..... 1 by SD



CINCINNATI REDS

reds.com
@reds

STADIUM: Great American Ball Park (2003)
CAPACITY: 42,271
ADDRESS: 100 Joe Nuxhall Way
Cincinnati, OH 45202
(513) 765-7800
TELEPHONE:
PRESIDENT/CEO: Bob Castellini
GENERAL MGR: Walt Jocketty
MANAGER: Bryan Price (1st season)
PR CONTACT: Rob Butcher
CREDENTIALS: Larry Herms
2013 FINISH: 90-72 (.556)
3rd Place, NL Central (WC)

PADRES-REDS ALL-TIME SERIES RESULTS

All-Time Record..... 267-325-1 (.451)
In San Diego..... 145-154 (.485)
In Cincinnati..... 122-171-1 (.416)
At SD Stadium/Jack Murphy/Qualcomm 128-139 (.479)
At Petco Park..... 17-15 (.531)
At Crosley Field 7-11 (.389)
At Riverfront..... 83-130-1 (.390)
At Great American Ball Park..... 32-30 (.516)
Last Season vs. Reds..... 3-3 (.500)
Best Season vs. Reds..... 11-1 (.917) in 1998
Most runs in game by SD 15 (4x), last 8/14/87
Most runs in game by CIN 15 (2x), last 8/4/02

LAST TIME THE PADRES SWEPT A...

2-game series in San Diego (3x) Oct. 2-3, 1985
2-game series in Cincinnati (3x) July 24-25, 1995
3-game series in San Diego (8x) May 15-17, 2009
3-game series in Cincinnati (4x) May 4-6, 2001
4-game series in San Diego Never
4-game series in Cincinnati Never
Doubleheader in San Diego July 25, 1990
Doubleheader in Cincinnati Never

LAST TIME THE REDS SWEPT A...

2-game series in San Diego (3x) Sept. 30-Oct. 1, 1987
2-game series in Cincinnati (4x) April 17-18, 1990
3-game series in San Diego (8x) July 29-31, 2005
3-game series in Cincinnati (9x) August 9-11, 2002
4-game series in San Diego (1x) ... September 21-23, 1990
4-game series in Cincinnati (2x) May 10-13, 1993
Doubleheader in San Diego September 22, 1990
Doubleheader in Cincinnati August 4, 1980

LONGEST WINNING STREAK VS. REDS

10 games..... April 7, 1998-May 14, 1999

LONGEST LOSING STREAK VS. REDS

9 games..twice, last: September 18, 1992-June 25, 1993

SERIES YEAR-BY-YEAR

Season Series Record by Padres 15-22-8
Current Season Series Win Streak..... 1 split



OPPONENTS



COLORADO ROCKIES

coloradorockies.com
@rockies

STADIUM: Coors Field (1995)
CAPACITY: 50,480
ADDRESS: 2001 Blake Street
Denver, CO 80205
TELEPHONE: (303) 292-0200
GENERAL MGR: Dan O'Dowd
MANAGER: Walt Weiss (2nd season)
PR CONTACT: Jay Alves
CREDENTIALS: Irma Castaneda
2013 FINISH: 74-88 (.395)
5th Place, NL West

PADRES-ROCKIES ALL-TIME SERIES RESULTS

All-Time Record..... 162-178 (.476)
In San Diego..... 85-85 (.500)
In Colorado..... 77-91 (.456)
In Monterrey, Mexico..... 0-1
At SD Stadium/Jack Murphy/Qualcomm..... 43-36 (.538)
At Petco Park..... 42-49 (.462)
At Mile High Stadium..... 4-6 (.400)
At Coors Field..... 73-86 (.459)
Last Season vs. Rockies..... 7-12 (.368)
Best Season vs. Rockies..... 9-4 (.692) in 1999
Most runs in game by SD..... 16 (2x), last 8/10/08
Most runs in game by COL..... 20, 9/20/05

LAST TIME THE PADRES SWEEP A...

2-game series in San Diego (1x)..... Sept. 17-18, 1997
2-game series in Colorado (1x)..... July 19-20, 2004
3-game series in San Diego (4x)..... September 6-8, 2013
3-game series in Colorado (2x) .. September 19-21, 2011
4-game series in San Diego (1x)..... June 25-28, 1999
4-game series in Colorado..... Never
Doubleheader in San Diego..... August 6, 1993
Doubleheader in Colorado..... Never

LAST TIME THE ROCKIES SWEEP A...

2-game series in San Diego (1x)..... Sept 24-25, 1996
2-game series in Colorado..... Never
3-game series in San Diego (5x)..... April 12-14, 2013
3-game series in Colorado (4x)..... April 5-7, 2013
4-game series in San Diego..... Never
4-game series in Colorado (1x)..... July 11-14, 1996
Doubleheader in San Diego..... Never
Doubleheader in Colorado..... July 3, 1999

LONGEST WINNING STREAK VS. ROCKIES

7 games..... July 12, 1997-July 5, 1998

LONGEST LOSING STREAK VS. ROCKIES

6 games..... April 5-14, 2013

SERIES YEAR-BY-YEAR

Season Series Record of Padres..... 7-11-3
Current Season Series Streak..... 1 by COL



LOS ANGELES DODGERS

dodgers.com
@dodgers

STADIUM: Dodger Stadium (1962)
CAPACITY: 56,000
ADDRESS: 1000 Elysian Park Avenue
Los Angeles, CA 90012
TELEPHONE: (323) 224-1301
PRESIDENT & CEO: Stan Kasten
GENERAL MGR: Ned Colletti
MANAGER: Don Mattingly (4th season)
PR CONTACT: Joe Jareck
CREDENTIALS: Garrett Thomas
2013 FINISH: 92-70 (.568)
1st Place, NL West

PADRES-DODGERS ALL-TIME SERIES RESULTS

All-Time Record..... 362-400-1 (.475)
In San Diego..... 191-188-1 (.504)
In Los Angeles..... 171-212 (.446)
At SD Stadium/Jack Murphy/Qualcomm .. 146-142-1 (.507)
At Petco Park..... 45-46 (.495)
At Dodger Stadium..... 171-212 (.446)
Last Season vs. Dodgers..... 8-11 (.421)
Best Season vs. Dodgers..... 9-3 (.750) in 1999
Most runs in game by SD..... 14 (2x), last 6/27/95
Most runs in game by LAD..... 19, 6/29/69

LAST TIME THE PADRES SWEEP A...

2-game series in San Diego (6x)..... Sept 29-30, 2009
2-game series in Los Angeles (6x)..... May 3-4, 2006
3-game series in San Diego (10x) .. September 6-8, 2010
3-game series in Los Angeles (11x) .. April 15-17, 2013
4-game series in San Diego (2x)..... April 15-18, 1982
4-game series in Los Angeles (1x)..... June 20-23, 1983
Doubleheader in San Diego..... September 29, 1983
Doubleheader in Los Angeles..... June 17, 1988

LAST TIME THE DODGERS SWEEP A...

2-game series in San Diego (6x)..... Sept. 11-12, 1984
2-game series in Los Angeles (4x)..... Sept. 17-18, 1980
3-game series in San Diego (7x)..... May 14-16, 2010
3-game series in Los Angeles (18x) .. Aug. 30-Sept. 1, 2013
4-game series in San Diego (3x)..... June 28-July 1, 2001
4-game series in Los Angeles (1x) .. April 30-May 3, 2009
Doubleheader in San Diego..... Never
Doubleheader in Los Angeles..... June 19, 1988

LONGEST WINNING STREAK VS. DODGERS


10 games..... Sept. 22, 1996-June 28, 1997

LONGEST LOSING STREAK VS. DODGERS

16 games..... Sept. 9, 1973-Sept. 20, 1974

SERIES YEAR-BY-YEAR

Season Series Record of Padres..... 15-23-7
Current Season Series Streak..... 3 by LAD



MIAMI MARLINS

marlins.com
@marlins

STADIUM: Marlins Ballpark (2012)

CAPACITY: 37,442

ADDRESS: 501 Marlins Way
Miami, FL 33125

TELEPHONE: (305) 480-1300

PRESIDENT: David Samson

GENERAL MGR: Michael Hill

MANAGER: Mike Redmond (2nd season)

PR CONTACT: Matt Roebuck

CREDENTIALS: Maria Armella

2013 FINISH: 62-100 (.383)
5th Place, NL East

LAST TIME THE PADRES SWEEPED A...

2-game series in San Diego (1x) Sept. 9-10, 1997

2-game series in Miami (1x) April 22-23, 1996

3-game series in San Diego (1x) May 6-8, 2013

3-game series in Miami (3x) July 19-21, 2011

4-game series in San Diego August 18-21, 2011

4-game series in Miami Never

Doubleheader in San Diego Never

Doubleheader in Miami Never

PADRES-MARLINS ALL-TIME SERIES RESULTS

All-Time Record 82-76 (.519)

In San Diego 37-36 (.507)

In Miami 45-40 (.529)

At SD Stadium/Jack Murphy/Qualcomm 21-20 (.512)

At Petco Park 16-16 (.500)

At Joe Robbie/Pro Player/Etc. 43-35 (.551)

At Marlins Stadium 2-5 (.286)

Last Season vs. Marlins 4-3 (.571)

Best Season vs. Marlins 7-0, 1,000 in 2011

Most runs in game by SD 20, 7/27/96

Most runs in game by MIA 15, 4/9/94

LONGEST WINNING STREAK VS. MARLINS

8 games August 1, 2010-August 21, 2011


LONGEST LOSING STREAK VS. MARLINS

7 games April 9, 1994-July 4, 1995

SERIES YEAR-BY-YEAR

Season Series Record of Padres 11-9-1

Current Season Series Streak 1 by SD



MILWAUKEE BREWERS

brewers.com
@brewers

STADIUM: Miller Park (2001)

CAPACITY: 41,900

ADDRESS: One Brewers Way
Milwaukee, WI 53214

TELEPHONE: (414) 902-4400

COO: Rick Schlesinger

GENERAL MGR: Doug Melvin

MANAGER: Ron Roenicke (4th season)

PR CONTACT: Mike Vassallo

CREDENTIALS: John Steinmiller

2013 FINISH: 74-88 (.457)
4th Place, NL Central

LAST TIME THE PADRES SWEEPED A...

2-game series in San Diego Never

2-game series in Milwaukee Never

3-game series in San Diego (3x) May 25-27, 2007

3-game series in Milwaukee Never

4-game series in San Diego Never

4-game series in Milwaukee Never

Doubleheader in San Diego Never

Doubleheader in Milwaukee Never

PADRES-BREWERS ALL-TIME SERIES RESULTS

All-Time Record 62-50 (.554)

In San Diego 33-19 (.635)

In Milwaukee 29-31 (.483)

At SD Stadium/Jack Murphy/Qualcomm 14-8 (.636)

At Petco Park 19-11 (.633)

At County Stadium 8-5 (.615)

At Miller Park 21-26 (.447)

Last Season vs. Brewers 4-3 (.571)

Best Season vs. Brewers 5-1 (.833) in 2001

Most runs in game by SD 13 (5x), last 5/11/11

Most runs in game by MIL 12 (3x), last 8/13/09

LONGEST WINNING STREAK VS. BREWERS

7 games August 27, 2000-July 22, 2001

LONGEST LOSING STREAK VS. BREWERS

7 games May 31, 2002-May 27, 2003

SERIES YEAR-BY-YEAR

Season Series Record of Padres 10-6

Current Season Series Streak 1 by SD



OPPONENTS



NEW YORK METS

mets.com
@mets

STADIUM: Citi Field (2009)
CAPACITY: 41,922
ADDRESS: 126th St.
Flushing, NY 11368
TELEPHONE: (718) 507-6387
PRESIDENT: Saul Katz
GENERAL MGR: Sandy Alderson
MANAGER: Terry Collins (4th season)
PR CONTACT: Jay Horwitz
CREDENTIALS: Jonathan Kerber
2013 FINISH: 74-88 (.457)
3rd Place, NL East

PADRES-METS ALL-TIME SERIES RESULTS

All-Time Record..... 231-226 (.505)
In San Diego..... 124-104 (.544)
In New York..... 105-121 (.465)
In Monterrey, Mexico..... 2-1
At SD Stadium/Jack Murphy/Qualcomm 102-92 (.526)
At Petco Park..... 22-12 (.647)
At Shea Stadium..... 98-111 (.469)
At Citi Field..... 7-10 (.412)
Last Season vs. Mets..... 3-4 (.429)
Best Season vs. Mets..... 11-1 (.917) in 1980
Most runs in game by SD..... 18, 5/31/10
Most runs in game by NYM..... 13, 5/17/02

LAST TIME THE PADRES SWEEPED A...

2-game series in San Diego (3x).....August 22-23, 1992
2-game series in New York (2x)..... May 20-22, 1985
3-game series in San Diego (4x).....August 14-16, 2001
3-game series in New York (3x).....August 13-15, 2002
4-game series in San Diego (2x)..... June 5-8, 2008
4-game series in New York (1x).....August 23-26, 2004
Doubleheader in San Diego..... May 14, 1998
Doubleheader in New York.....August 23, 1985

LAST TIME THE METS SWEEPED A...

2-game series in San Diego (1x).....August 21-22, 1976
2-game series in New York (2x).....August 28-29, 1990
3-game series in San Diego (8x).... Aug. 31-Sept. 2, 1987
3-game series in New York (6x).....August 8-10, 2006
4-game series in San Diego (1x)..... May 16-19, 1988
4-game series in New York (1x).....August 16-17, 1969
Doubleheader in San Diego..... May 29, 1971
Doubleheader in New York..... September 7, 1986

LONGEST WINNING STREAK VS. METS

9 games..... June 16, 1980-May 1, 1981

LONGEST LOSING STREAK VS. METS

11 games..... May 28-August 27, 1969

SERIES YEAR-BY-YEAR

Season Series Record of Padres.....19-17-9
Current Season Series Streak..... 3 by NYM



PHILADELPHIA PHILLIES

phillies.com
@phillies

STADIUM: Citizens Bank Park (2004)
CAPACITY: 43,651
ADDRESS: One Citizens Bank Way
Philadelphia, PA 19148
TELEPHONE: (215) 463-6000
PRESIDENT/CEO: David Montgomery
SR VP/GM: Ruben Amaro, Jr.
MANAGER: Ryne Sandberg (2nd season)
PR CONTACT: Greg Casterioto
CREDENTIALS: Chris Ware
2013 FINISH: 73-89 (.451)
4th Place, NL East

PADRES-PHILLIES ALL-TIME SERIES RESULTS

All-Time Record..... 201-250 (.446)
In San Diego..... 104-121 (.462)
In Philadelphia..... 97-129 (.429)
At SD Stadium/Jack Murphy/Qualcomm 97-95 (.505)
At Petco Park..... 7-26 (.212)
At Connie Mack Stadium..... 6-6 (.500)
At Veterans Stadium..... 78-103 (.431)
At Citizens Bank Park..... 13-20 (.394)
Last Season vs. Phillies..... 2-4 (.333)
Best Season vs. Phillies..... 8-1 (.889) in 1998
Most runs in game by SD..... 16, 7/26/70
Most runs in game by PHI..... 18, 8/24/99

LAST TIME THE PADRES SWEEPED A...

2-game series in San Diego..... Never
2-game series in Philadelphia (4x)..... April 11-13, 1997
3-game series in San Diego (7x)..... July 31-Aug. 2, 2000
3-game series in Philadelphia (2x)..... Aug. 25-27, 1998
4-game series in San Diego (1x)..... July 9-12, 1992
4-game series in Philadelphia..... Never
Doubleheader in San Diego..... June 13, 1976
Doubleheader in Philadelphia..... Never

LAST TIME THE PHILLIES SWEEPED A...

2-game series in San Diego (3x)..... July 28-29, 1997
2-game series in Philadelphia (1x)..... July 30-31, 1991
3-game series in San Diego (10x).....August 27-29, 2010
3-game series in Philadelphia (9x)..... July 22-24, 2005
4-game series in San Diego (3x)..... April 21-24, 2011
4-game series in Philadelphia (2x).....August 25-27, 1997
Doubleheader in San Diego..... May 27, 1973
Doubleheader in Philadelphia..... August 25, 1997

LONGEST WINNING STREAK VS. PHILLIES

6 games..... twice, last: July 9-July 21, 1992

LONGEST LOSING STREAK VS. PHILLIES

11 games..... May 23, 2004-July 4, 2006

SERIES YEAR-BY-YEAR

Season Series Record of Padres.....13-28-4
Current Season Series Streak..... 7 by PHI



PITTSBURGH PIRATES

pirates.com
@pirates

STADIUM: PNC Park (2001)
CAPACITY: 38,362
ADDRESS: 115 Federal Street
Pittsburgh, PA 15212
(412) 323-5000
TELEPHONE:
PRESIDENT: Frank Coonelly
SR VP/GM: Neal Huntington
MANAGER: Clint Hurdle (4th season)
PR CONTACT: Jim Trdinich
CREDENTIALS: Dan Hart
2013 FINISH: 94-68 (.580)
2nd Place, NL Central (WC)

PADRES-PIRATES ALL-TIME SERIES RESULTS

All-Time Record.....	209-241 (.464)
In San Diego.....	103-119 (.464)
In Pittsburgh.....	106-122 (.465)
At SD Stadium/Jack Murphy/Qualcomm.....	83-107 (.437)
At Petco Park.....	20-12 (.625)
At Forbes Field.....	4-8 (.333)
At Three Rivers Stadium.....	73-104 (.412)
At PNC Park.....	29-10 (.744)
Last Season vs. Pirates.....	4-3 (.571)
Best Season vs. Pirates.....	6-0 (1.000) in 2010
Most runs in game by SD.....	17, 7/18/89
Most runs in game by PIT.....	16, 7/28/2000

LAST TIME THE PADRES SWEEP A...

2-game series in San Diego (3x)..... May 8-9, 1985
2-game series in Pittsburgh (3x)..... April 17-18, 1998
3-game series in San Diego (10x)..... August 20-22, 2012
3-game series in Pittsburgh (6x)..... August 5-7, 2011
4-game series in San Diego (1x)..... September 17-20, 2007
4-game series in Pittsburgh (1x)..... August 8-11, 1996
Doubleheader in San Diego..... July 25, 1971
Doubleheader in Pittsburgh..... May 19, 2004

LAST TIME THE PIRATES SWEEP A...

2-game series in San Diego (1x)..... August 20-22, 1993
2-game series in Pittsburgh (3x)..... April 6-8, 1993
3-game series in San Diego (13x)..... April 29-May 1, 2003
3-game series in Pittsburgh (10x)..... April 12-14, 1994
4-game series in San Diego (2x)..... April 12-15, 1993
4-game series in Pittsburgh (1x)..... July 20-22, 1973
Doubleheader in San Diego..... August 25, 1974
Doubleheader in Pittsburgh..... August 21, 1981

LONGEST WINNING STREAK VS. PIRATES

9 games..... September 19, 2009-August 12, 2010

LONGEST LOSING STREAK VS. PIRATES

10 games..... August 29, 1992-August 22, 1993

SERIES YEAR-BY-YEAR

Season Series Record of Padres..... 20-20-5
Current Season Series Streak..... 9 by SD



ST. LOUIS CARDINALS

cardinals.com
@cardinals

STADIUM: Busch Stadium (2006)
CAPACITY: 43,975
ADDRESS: 700 Clark Street
St. Louis, MO 63102
(314) 345-9600
TELEPHONE:
PRESIDENT: Bill DeWitt III
SR. VP/GM: John Mozeliak
MANAGER: Mike Matheny (3rd season)
PR CONTACT: Brian Bartow
CREDENTIALS: Chris Tunno
2013 FINISH: 97-65 (.599)
1st Place, NL Central

PADRES-CARDINALS ALL-TIME SERIES RESULTS

All-Time Record.....	183-266 (.408)
In San Diego.....	107-114 (.484)
In St. Louis.....	75-150 (.333)
In Honolulu, Hawaii.....	1-2
At SD Stadium/Jack Murphy/Qualcomm.....	91-99 (.479)
At Petco Park.....	16-15 (.516)
At Busch Stadium.....	68-130 (.343)
At Busch Stadium (II).....	7-20 (.259)
Last Season vs. Cardinals.....	2-4 (.333)
Best Season vs. Cardinals.....	9-3 (.750) in 1978, 1991
Most runs in game by SD.....	17, 8/24/93
Most runs in game by STL.....	17, 5/7/87

LAST TIME THE PADRES SWEEP A...

2-game series in San Diego (2x)..... April 30-May 1, 1986
2-game series in St. Louis (2x)..... July 16-17, 1997
3-game series in San Diego (13x)..... Sept. 10-12, 2012
3-game series in St. Louis (1x)..... May 23-25, 1980
4-game series in San Diego..... Never
4-game series in St. Louis..... Never
Doubleheader in San Diego..... August 11, 1995
Doubleheader in St. Louis..... Never

LAST TIME THE CARDINALS SWEEP A...

2-game series in San Diego (2x)..... May 6-7, 1987
2-game series in St. Louis (3x) .. September 29, 1999 (DH)
3-game series in San Diego (10x) .. September 3-5, 2001
3-game series in St. Louis (14x)..... May 21-23, 2012
4-game series in San Diego (1x)..... July 20-23, 1989
4-game series in St. Louis (2x)..... July 17-20, 2008
Doubleheader in San Diego..... Never
Doubleheader in St. Louis..... September 29, 1999
Doubleheader in Honolulu, Hawaii..... April 19, 1997

LONGEST WINNING STREAK VS. CARDINALS

9 games..... June 22, 1991-May 1, 1992

LONGEST LOSING STREAK VS. CARDINALS

11 games..... Sept. 29, 1999-Sept. 28, 2000

SERIES YEAR-BY-YEAR

Season Series Record of Padres..... 11-30-4
Current Season Series Streak..... 1 by STL



OPPONENTS



SAN FRANCISCO GIANTS

sfgiants.com
@sfgiants

STADIUM: AT&T Park (2000)
CAPACITY: 41,915
ADDRESS: 24 Willie Mays Plaza
San Francisco, CA 94107
(415) 972-2000
TELEPHONE:
PRESIDENT/CEO: Laurence M. Baer
SVP/GM: Brian Sabean
MANAGER: Bruce Bochy (8th season)
PR CONTACT: Jim Moorehead
CREDENTIALS: Maria Jacinto
2013 FINISH: 76-86 (.469)
T-3rd Place, NL West

PADRES-GIANTS ALL-TIME SERIES RESULTS

All-Time Record..... 352-405 (.465)
In San Diego..... 188-193 (.493)
In San Francisco..... 164-212 (.436)
At SD Stadium/Jack Murphy/Qualcomm 138-150 (.479)
At Petco Park..... 50-43 (.538)
At Candlestick/3Com..... 116-141 (.451)
At Pac Bell/SBC/AT&T..... 48-71 (.403)
Last Season vs. Giants..... 8-11 (.421)
Best Season vs. Giants 11-2 (.846) in 1996
Most runs in game by SD 17, 5/23/70
Most runs in game by SF..... 18, 6/23/86

LAST TIME THE PADRES SWEEP A...

2-game series in San Diego (7x).....April 18-19, 2005
2-game series in San Francisco (5x)..... May 1-2, 2006
3-game series in San Diego (10x).....April 26-28, 2013
3-game series in San Francisco (6x)..... May 11-13, 2010
4-game series in San Diego (3x)..... July 4-7, 1996
4-game series in San Francisco (1x)..... June 27-30, 1996
Doubleheader in San Diego October 3, 1981
Doubleheader in San FranciscoSept. 24, 1984

LAST TIME THE GIANTS SWEEP A...

2-game series in San Diego (5x).....April 23-24, 2008
2-game series in San Francisco (7x).....April 21-22, 2009
3-game series in San Diego (10x).....March 31-April 2, 2003
3-game series in San Francisco (10x).....April 19-21, 2013
4-game series in San Diego (2x).....August 14-17, 2006
4-game series in San Francisco (2x)..... Sept. 24-27, 1993
Doubleheader in San Diego Never
Doubleheader in San Francisco June 16, 1985

LONGEST WINNING STREAK VS. GIANTS

10 games..... May 1-September 16, 1996

LONGEST LOSING STREAK VS. GIANTS

8 games.....June 21, 1987-April 9, 1988

SERIES YEAR-BY-YEAR

Season Series Record of Padres 16-29
Current Season Series Streak.....3 by SF



WASHINGTON NATIONALS

nationals.com
@nationals

STADIUM: Nationals Park (2008)
CAPACITY: 41,506
ADDRESS: 1500 South Capitol St., S.E.
Washington, DC 20003
(202) 640-7000
TELEPHONE:
COO: Andrew Feffer
EVP/GM: Mike Rizzo
MANAGER: Matt Williams (1st season)
PR CONTACT: John Dever
CREDENTIALS: Kyle Brostowitz
2013 FINISH: 86-76 (.531)
2nd Place, NL East

PADRES-NATIONALS ALL-TIME SERIES RESULTS

All-Time Record..... 212-234 (.475)
In San Diego..... 112-114 (.496)
In Montreal/Washington..... 100-120 (.455)
At SD Stadium/Jack Murphy/Qualcomm 91-102 (.472)
At Petco Park..... 21-12 (.636)
At Jarry Park..... 26-21 (.553)
At Olympic Stadium 58-89 (.395)
At RFK Stadium 8-1 (.889)
At Nationals Park..... 8-9 (.471)
Last Season vs. Nationals 2-5 (.286)
Best Season vs. Expos/Nationals.....6-1 (.857) in 2004
Most runs in game by SD 20, 5/19/01
Most runs in game by MON/WSH 15, 5/13/90

LAST TIME THE PADRES SWEEP A...

2-game series in San Diego (3x).....April 30-May 1, 1974
2-game series in MON/WSH (2x)..... July 5-6, 1982
3-game series in San Diego (7x)..... August 31-Sept. 2, 2009
3-game series in MON/WSH (7x)..... Sept. 19-21, 2008
4-game series in San Diego (1x).....April 26-29, 2004
4-game series in MON/WSH Never
Doubleheader in San Diego June 14, 1978
Doubleheader in MON/WSH Never

LAST TIME THE NATIONALS SWEEP A...

2-game series in San Diego (3x).....April 20-21, 1994
2-game series in MON/WSH (6x)..... May 13-14, 1997
3-game series in San Diego (1x)..... May 10-12, 1991
3-game series in MON/WSH (12x)..... July 5-7, 2013
4-game series in San Diego (2x)..... July 7-10, 1994
4-game series in MON/WSH (1x).....July 8-11, 1993
Doubleheader in San DiegoJuly 14, 1974
Doubleheader in MON/WSH June 7, 1978

LONGEST WINNING STREAK VS. NATIONALS

5 games..... 4x, last: May 29, 2008-July 24, 2009

LONGEST LOSING STREAK VS. NATIONALS

15 games.....July 25, 1993-May 24, 1995

SERIES YEAR-BY-YEAR

Season Series Record of Padres 16-21-8
Current Season Series Streak.....3 by WSH



CHICAGO WHITE SOX

whitesox.com
@whitesox

STADIUM: U.S. Cellular Field (1991)
CAPACITY: 40,615
ADDRESS: 333 W. 35th Street
Chicago, IL 60616
(312) 674-1000
TELEPHONE:
CHAIRMAN: Jerry Reinsdorf
SVP/GM: Rick Hahn
MANAGER: Robin Ventura (3rd season)
PR CONTACT: Bob Beghtol
CREDENTIALS: Leni Depoister
2013 FINISH: 63-99 (.389)
5th Place, AL East

PADRES-WHITE SOX ALL-TIME SERIES RESULTS

All-Time Record 2-4 (.333)
In San Diego 1-2 (.333)
In Chicago 1-2 (.333)
At Petco Park 1-2 (.333)
At Comiskey Park (II)/U.S. Cellular 1-2 (.333)
Best Season vs. Chicago 1-2 (.333) in 2003, 2005
Most runs in game by SD 5 (2x), last 6/12/05
Most runs in game by CWS 8, 6/12/05

LAST TIME THE PADRES SWEEP A...

2-game series in San Diego Never
2-game series in Chicago Never
3-game series in San Diego Never
3-game series in Chicago Never
4-game series in San Diego Never
4-game series in Chicago Never
Doubleheader in San Diego Never
Doubleheader in Chicago Never

LAST TIME THE WHITE SOX SWEEP A...

2-game series in San Diego Never
2-game series in Chicago Never
3-game series in San Diego Never
3-game series in Chicago Never
4-game series in San Diego Never
4-game series in Chicago Never
Doubleheader in San Diego Never
Doubleheader in Chicago Never

LONGEST WINNING STREAK VS. WHITE SOX

..... None

LONGEST LOSING STREAK VS. WHITE SOX

2 games June 13-14, 2003

SERIES YEAR-BY-YEAR

Season Series Record of Padres 0-2
Current Season Series Streak 2 by CWS



CLEVELAND INDIANS

indians.com
@indians

STADIUM: Progressive Field (1994)
CAPACITY: 42,404
ADDRESS: 2401 Ontario Street
Cleveland, OH 44115
(216) 420-4200
TELEPHONE:
PRESIDENT: Mark Shapiro
EVP/GM: Chris Antonetti
MANAGER: Terry Francona (2nd season)
PR CONTACT: Bart Swain
CREDENTIALS: Court Berry-Tripp
2013 FINISH: 92-70 (.568)
2nd Place, AL Central (WC)

PADRES-INDIANS ALL-TIME SERIES RESULTS

All-Time Record 3-6 (.333)
In San Diego 1-2 (.333)
In Cleveland 2-4 (.333)
At Petco Park 1-2 (.333)
At Jacobs Field/Progressive Field 2-4 (.333)
Best Season vs. Indians 1-2 (.333) in 2003, 05, 08
Most runs in game by SD 9, 6/12/03
Most runs in game by CLE 9, 6/13/08

LAST TIME THE PADRES SWEEP A...

2-game series in San Diego Never
2-game series in Cleveland Never
3-game series in San Diego Never
3-game series in Cleveland Never
4-game series in San Diego Never
4-game series in Cleveland Never
Doubleheader in San Diego Never
Doubleheader in Cleveland Never

LAST TIME THE INDIANS SWEEP A...

2-game series in San Diego Never
2-game series in Cleveland Never
3-game series in San Diego Never
3-game series in Cleveland Never
4-game series in San Diego Never
4-game series in Cleveland Never
Doubleheader in San Diego Never
Doubleheader in Cleveland Never

LONGEST WINNING STREAK VS. INDIANS

..... None

LONGEST LOSING STREAK VS. INDIANS

2 games 2x, last, June 7-8, 2005

SERIES YEAR-BY-YEAR

Season Series Record of Padres 0-3
Current Season Series Streak 3 by CLE



OPPONENTS



DETROIT TIGERS

tigers.com
@tigers

STADIUM: Comerica Park (2000)
CAPACITY: 41,255
ADDRESS: 2100 Woodward
Detroit, MI 48201
TELEPHONE: (313) 471-2000
PRESIDENT/CEO/GM: Dave Dombrowski
MANAGER: Brad Ausmus (1st season)
PR CONTACT: Aileen Villarreal
CREDENTIALS: Kate Ready
2013 FINISH: 93-69 (.574)
1st Place, AL Central

PADRES-TIGERS ALL-TIME SERIES RESULTS

All-Time Record..... 2-7 (.222)
In San Diego..... 2-4 (.333)
In Detroit..... 0-3 (.000)
At SD Stadium/Jack Murphy/Qualcomm 1-2 (.333)
At Petco Park..... 1-2 (.333)
At Comerica Park 0-3 (.000)
Best Season vs. Tigers..... 1-2 (.333) in 2003, 2008
Most runs in game by SD 6, 6/20/08
Most runs in game by DET 8 (2x), last 6/15/05

LAST TIME THE PADRES SWEEP A...

2-game series in San Diego Never
2-game series in Detroit Never
3-game series in San Diego Never
3-game series in Detroit Never
4-game series in San Diego Never
4-game series in Detroit Never
Doubleheader in San Diego Never
Doubleheader in Detroit..... Never

LAST TIME THE TIGERS SWEEP A...

2-game series in San Diego Never
2-game series in Detroit Never
3-game series in San Diego Never
3-game series in Detroit (1x) June 14-16, 2005
4-game series in San Diego Never
4-game series in Detroit Never
Doubleheader in San Diego Never
Doubleheader in Detroit..... Never

LONGEST WINNING STREAK VS. TIGERS

..... None

LONGEST LOSING STREAK VS. TIGERS

3 games..... June 14-16, 2005

SERIES YEAR-BY-YEAR

Season Series Record of Padres 0-3
Current Season Series Streak..... 3 by DET



KANSAS CITY ROYALS

royals.com
@royals

STADIUM: Kauffman Stadium (1973)
CAPACITY: 37,903
ADDRESS: One Royal Way
Kansas City, MO 64129
TELEPHONE: (816) 921-8000
OWNER/CEO: David Glass
GENERAL MGR: Dayton Moore
MANAGER: Ned Yost (5th season)
PR CONTACT: Mike Swanson
CREDENTIALS: Dina Blevins
2013 FINISH: 86-76 (.531)
3rd Place, AL Central

PADRES-ROYALS ALL-TIME SERIES RESULTS

All-Time Record..... 7-2 (.778)
In San Diego..... 6-0 (1.000)
In Kansas City 1-2 (.333)
At Petco Park..... 6-0 (1.000)
At Kauffman Stadium..... 1-2 (.333)
Best Season vs. Kansas City ... 3-0 (1.000) in 2004, 2011
Most runs in game by SD 10, 6/28/02
Most runs in game by KC 14, 6/28/02

LAST TIME THE PADRES SWEEP A...

2-game series in San Diego Never
2-game series in Kansas City..... Never
3-game series in San Diego (2x) June 27-29, 2011
3-game series in Kansas City..... Never
4-game series in San Diego Never
4-game series in Kansas City..... Never
Doubleheader in San Diego Never
Doubleheader in Kansas City..... Never

LAST TIME THE ROYALS SWEEP A...

2-game series in San Diego Never
2-game series in Kansas City..... Never
3-game series in San Diego Never
3-game series in Kansas City..... Never
4-game series in San Diego Never
4-game series in Kansas City..... Never
Doubleheader in San Diego Never
Doubleheader in Kansas City..... Never

LONGEST WINNING STREAK VS. ROYALS

6 games..... July 2, 2004-present

LONGEST LOSING STREAK VS. ROYALS

..... None

SERIES YEAR-BY-YEAR

Season Series Record of Padres 2-1
Current Season Series Streak..... 2 by SD



MINNESOTA TWINS

twinsbaseball.com
@twins

STADIUM: Target Field (2010)
CAPACITY: 39,021
ADDRESS: 1 Twins Way
Minneapolis, MN 55403
(612) 659-3400
TELEPHONE:
CEO: Jim Pohlard
EVP/GM: Terry Ryan
MANAGER: Ron Gardenhire (13th season)
PR CONTACT: Dustin Morse
CREDENTIALS: Andrew Heydt
2013 FINISH: 66-96 (.407)
4th Place, AL Central

PADRES-TWINS ALL-TIME SERIES RESULTS

All-Time Record..... 3-9 (.250)
In San Diego..... 1-5 (.167)
In Minnesota..... 2-4 (.333)
At SD Stadium/Jack Murphy/Qualcomm..... 1-2 (.333)
At Petco Park..... 0-3 (.000)
At Metrodome..... 2-1 (.667)
At Target Field..... 0-3 (.000)
Best Season vs. Twins..... 2-1 (.333) in 2005
Most runs in game by SD..... 9, 6/8/03
Most runs in game by MIN..... 9, 6/25/08

LAST TIME THE PADRES SWEEPED A...

2-game series in San Diego..... Never
2-game series in Minnesota..... Never
3-game series in San Diego..... Never
3-game series in Minnesota..... Never
4-game series in San Diego..... Never
4-game series in Minnesota..... Never
Doubleheader in San Diego..... Never
Doubleheader in Minnesota..... Never

LAST TIME THE TWINS SWEEPED A...

2-game series in San Diego..... Never
2-game series in Minnesota..... Never
3-game series in San Diego (1x)..... June 24-26, 2008
3-game series in Minnesota (1x)..... June 17-19, 2011
4-game series in San Diego..... Never
4-game series in Minnesota..... Never
Doubleheader in San Diego..... Never
Doubleheader in Minnesota..... Never

LONGEST WINNING STREAK VS. TWINS

2 games..... June 18-19, 2005

LONGEST LOSING STREAK VS. TWINS

6 games..... June 24, 2008-present

SERIES YEAR-BY-YEAR

Season Series Record of Padres..... 1-3
Current Season Series Streak..... 2 by MIN



SEATTLE MARINERS

mariners.com
@mariners

STADIUM: Safeco Field (1999)
CAPACITY: 47,476
ADDRESS: 1250 1st Ave. S.
Seattle, WA 98134
(206) 346-4000
TELEPHONE:
PRESIDENT/COO: Kevin Mather
EVP/GM: Jack Zduriencik
MANAGER: Lloyd McClendon (1st season)
PR CONTACT: Tim Hevly
CREDENTIALS: Kelly Munro
2013 FINISH: 71-91 (.438)
4th Place, AL West

PADRES-MARINERS ALL-TIME SERIES RESULTS

All-Time Record..... 43-47 (.478)
In San Diego..... 21-24 (.467)
In Seattle..... 22-23 (.489)
At SD Stadium/Jack Murphy/Qualcomm..... 12-7 (.632)
At Petco Park..... 9-17 (.346)
At Kingdome..... 2-2 (.500)
At Safeco Field..... 20-21 (.488)
Last Season vs. Mariners..... 2-2 (.500)
Best Season vs. Mariners..... 5-1 (.556) in 2012
Most runs in game by SD..... 11, 6/17/01
Most runs in game by SEA..... 15, 5/21/10

LAST TIME THE PADRES SWEEPED A...

2-game series in San Diego..... July 2-3, 1997
2-game series in Seattle..... Never
3-game series in San Diego..... Never
3-game series in Seattle (1x)..... June 12-14, 2012
4-game series in San Diego..... Never
4-game series in Seattle..... Never
Doubleheader in San Diego..... Never
Doubleheader in Seattle..... Never

LAST TIME THE MARINERS SWEEPED A...

2-game series in San Diego..... Never
2-game series in Seattle..... Never
3-game series in San Diego..... May 20-22, 2011
3-game series in Seattle (1x)..... May 19-21, 2006
4-game series in San Diego..... Never
4-game series in Seattle..... Never
Doubleheader in San Diego..... Never
Doubleheader in Seattle..... Never

LONGEST WINNING STREAK VS. MARINERS

4 games..... 2x, last, June 12-22, 2012

LONGEST LOSING STREAK VS. MARINERS

7 games..... May 17, 2008-June 17, 2009


SERIES YEAR-BY-YEAR

Season Series Record of Padres..... 7-6-4
Current Season Series Streak..... 1 split



WON-LOSS BREAKDOWN

PADRES WON-LOSS BREAKDOWN								
	Home		Road		Totals			
	2013	All-Time	2013	All-Time	2013	All-Time		
vs. RHP	31-24	1,274-1,256	18-35	1,065-1,428	49-59	2,339-2,684		
vs. LHP	14-12	517-537	13-15	465-622	27-27	982-1,159		
	Extra Innings		1-Run Games		Shutouts		Doubleheaders	
	2013	All-Time	2013	All-Time	2013	All-Time	2013	All-Time
	W-L	W-L	W-L	W-L	W-L	W-L	W-L-T	W-L-T
Arizona	1-2	11-14	4-3	39-35	1-1	17-20	0-0-0	0-0-1
Atlanta	0-0	32-34	3-1	88-93	1-0	33-38	0-0-0	7-7-18
Chicago (NL)	1-0	15-25	1-1	69-73	0-0	29-32	0-0-0	1-2-8
Cincinnati	0-1	29-23	1-1	87-94	0-0	28-43	0-0-0	7-4-13
Colorado	1-1	14-17	4-4	46-43	0-0	15-18	0-0-0	1-1-1
Los Angeles (NL)	0-0	40-42	0-6	125-123	1-2	63-77	0-0-0	3-3-3
Miami	0-0	9-5	1-0	22-18	2-1	11-10	0-0-0	0-0-1
Milwaukee	0-0	2-5	1-0	15-19	0-0	13-4	0-0-0	0-0-1
New York (NL)	0-0	25-21	2-0	88-73	0-0	37-35	0-0-0	4-6-10
Philadelphia	1-1	15-26	1-0	58-75	0-0	25-32	0-0-0	3-5-8
Pittsburgh	0-0	15-29	2-0	71-69	1-0	30-28	0-0-0	3-13-11
St. Louis	0-0	16-21	0-1	76-81	0-0	24-39	0-0-0	1-4-2
San Francisco	2-0	43-46	3-3	116-125	0-3	34-46	0-0-0	5-8-7
Washington#	0-1	22-24	1-2	80-78	0-0	24-33	0-0-0	2-3-14
Baltimore	0-0	0-1	1-0	2-2	0-0	1-0	0-0-0	0-0-0
Boston	0-0	0-0	0-1	2-3	0-0	0-2	0-0-0	0-0-0
Chicago (AL)	0-0	0-1	0-0	2-1	0-0	1-0	0-0-0	0-0-0
Cleveland	0-0	1-1	0-0	1-1	0-0	0-1	0-0-0	0-0-0
Detroit	0-0	0-0	0-0	0-1	0-0	0-0	0-0-0	0-0-0
Houston	0-0	30-26	0-0	90-109	0-0	44-51	0-0-0	5-8-9
Kansas City	0-0	1-0	0-0	2-0	0-0	0-0	0-0-0	0-0-0
Los Angeles (AL)	0-0	4-1	0-0	6-4	0-0	0-1	0-0-0	0-0-0
Minnesota	0-0	0-2	0-0	0-5	0-0	0-1	0-0-0	0-0-0
New York (AL)	0-0	0-1	0-0	0-5	0-1	0-3	0-0-0	0-0-0
Oakland	0-0	0-2	0-0	2-3	0-0	1-1	0-0-0	0-0-0
Seattle	1-0	5-1	1-0	17-7	0-1	5-5	0-0-0	0-0-0
Tampa Bay	0-0	0-1	0-1	2-2	0-0	1-0	0-0-0	0-0-0
Texas	0-0	0-1	0-0	4-4	0-0	1-1	0-0-0	0-0-0
Toronto	1-1	1-1	2-0	3-1	0-0	0-1	0-0-0	0-0-0
Totals	8-7	330-371	28-24	1,113-1,147	6-9	437-522	0-0-0	42-64-107
# - As Montreal Expos (1969-04)								



SCOUTING & PLAYER DEVELOPMENT



SCOUTING & PLAYER DEVELOPMENT

SCOUTING & PLAYER DEVELOPMENT STAFF

Vice President, Assistant General Manager of Player Personnel.....	Chad MacDonald
Vice President, Player Development.....	Randy Smith
Director, Scouting.....	Billy Gasparino
Manager, Player Development/International Operations.....	Juan Lara
Manager, Minor Leagues.....	Warren Miller
Administrator, Dominican Republic Operations.....	Cesar Rizik
Minor League Equipment Manager.....	Zach Nelson
Field Coordinator.....	Randy Johnson
Upper-Level Pitching Coordinator.....	Trevor Hoffman
Pitching Coordinator.....	Gorman Heimueller
Hitting Coordinator.....	Sean Berry
Outfield and Baserunning Coordinator.....	Glen Barker
Infield Coordinator.....	Eddie Rodriguez
Coordinator, Latin American Instruction.....	Evaristo Lantigua
Medical Coordinator.....	JoJo Tarantino
Strength and Conditioning Coordinator.....	Jordan Wolf
Rehab Coordinator.....	Ryan Bitzel
Assistant to the Director, Amateur Scouting.....	Eddie Ciafardini



BILLY GASPARINO DIRECTOR, SCOUTING

- Billy Gasparino was named the Padres director of scouting on September 1, 2012.
- First joined the Padres as national crosschecker in the fall of 2010 after serving in the same capacity with the Toronto Blue Jays since 2007.
- Originally joined the Blue Jays as an area scout covering Southern California from 2004-06.
- Prior to his time with Toronto, he interned with the Cleveland Indians in 2003.
- An infielder during his playing career, Gasparino was selected by the Colorado Rockies in the 17th round of the 1999 First-Year Player Draft out of Oklahoma State University, where he was elected to the hall of fame in February 2014.
- He spent one season in the Rockies minor league system, playing for Single-A Portland.

- A native of Tampa, Fla., he and his wife, Jenna, have one son, Will.



JUAN LARA MANAGER, PLAYER DEVELOPMENT & INTERNATIONAL OPERATIONS

- Juan Lara was promoted to manager of player development & international operations after the 2010 season after serving as coordinator of Latin American operations from 2006-09 and as the club's assistant to player development and international operations from 2005-06...joined the Padres organization in December of 2002 as the assistant to the director of player development.
- Is currently responsible for the Padres Latin American operations and English and cultural assimilation programs, while also assisting with all of the club's player development department and international scouting.
- Began his career in baseball in 1998 at the Office of the Commissioner of Major League Baseball,

serving as the coordinator of minor league player records in the baseball operations department, a role he held through the 2002 season, approving all minor league player contracts and transactions while also overseeing the minor league free agent process, the minor league reserve list submission by the clubs and assisting in the running of the Rule 5 Draft...also interpreted Major League rules for clubs concerning minor league contracts and transactions.

- Born and raised in Great Neck, NY, he graduated from Georgetown University in 1993 with a Bachelor's degree in business administration.
- He and his wife, Estela, have two sons, Pedro and Antonio, and a daughter, Sabrina, and reside in Surprise, Ariz.



WARREN MILLER MANAGER, MINOR LEAGUES

- Warren Miller enters his eighth season with the Padres since joining the club in February of 2007.
- Spent parts of six seasons as the club's director of media relations from 2007-12.
- Prior to joining the Padres, Miller served as assistant director of baseball information with the Seattle Mariners.
- His experience includes seven seasons with the Houston Astros, the last five as director of media relations...he has also worked in media relations and sports information for Texas Tech University, the University of Arkansas at Little Rock, Duke University and West Georgia College.
- The Dixon, Ky., native received a Bachelor's of science in communications from the University of Tennessee, Martin...he resides in San Diego.

SCOUTING & PLAYER DEVELOPMENT



ZACH NELSON MINOR LEAGUE EQUIPMENT MANAGER

- Zach Nelson enters his sixth season with the Padres since joining the club in May of 2009.
- Prior to joining San Diego, had spent the previous six seasons as the visiting clubhouse assistant for the Colorado Rockies.
- Began his work in baseball when he was a child as a bat boy for the Triple-A Denver Zephyrs.
- Attended Regis University and Metro State College in Denver...graduated from Arvada West High School in Arvada, Co., in 2000.
- Born December 29, 1981 in Denver, Co., Nelson had spent his entire life in Colorado until relocating to Peoria, Ariz. when he joined the Padres.



RANDY JOHNSON FIELD COORDINATOR

- Randy Johnson enters his fifth year as field coordinator in his third stint with the San Diego organization...before returning to the Padres in 2010, had spent the previous 14 years with the Oakland Athletics (2003-2009) and Detroit Tigers (1996-2002) organizations.
- With the A's and Tigers, was heavily involved in evaluating talent at all levels, serving as special assistant to the general manager with both clubs and also as coordinator of professional scouting with the Tigers.
- Began his scouting career with the Padres as an area scout from 1990-92 and went on to serve as an area scout and regional cross checker for the Rockies from 1992-93 before returning to the Padres as a Major League scout from 1994-95.
- As part of an 11-year playing career in professional baseball, compiled a .267 career batting average over three Major League seasons with the Atlanta Braves (1982-84). Also played two seasons in Japan with Hiroshima and another season in the Senior Professional League before officially retiring in 1991.
- Attended Palomar Junior College (CA) before transferring to San Jose State where he earned baseball all-league, all-district and Academic All-America honors in 1978...was also an all-state junior college placekicker for the Palomar football team in 1975 and kicked for San Jose State from 1976-77.
- Johnson resides in Valley Center, Calif. with his wife, Heather, and stepson, Taylor.



TREVOR HOFFMAN UPPER-LEVEL PITCHING COORDINATOR

- Trevor Hoffman begins his first season as the organization's upper-level pitching coordinator and special assistant to the general manager, after being named to the post on September 12, 2013... will evaluate and help coordinate all pitchers from the Double-A, Triple-A and Major League levels.
- Served the previous three seasons as special assistant to the President & Chief Executive Officer following his retirement from the playing field in January 2011, following an 18-year Major League career that included parts of 16 seasons with the San Diego Padres, as well as time with the Florida Marlins and Milwaukee Brewers.
- With the second-most saves in Major League Baseball's history (601 in 677 opportunities), he completed his career with a 61-75 record, a 2.87 ERA (347 ER, 1089.1 IP), a .211 opponent batting average and 1,133 strikeouts in 1,035 relief appearances...the seven-time All-Star also finished in the Top-10 in Cy Young voting and in the Top-25 in Most Valuable Player voting on four occasions.
- In 2011, the Padres retired Hoffman's no. 51, an honor bestowed upon only four other Padres (Steve Garvey, Tony Gwynn, Randy Jones, Dave Winfield) and Jackie Robinson, whose number was retired in 1997 by Major league Baseball.
- A California native, Hoffman has been heavily involved in the local community since first joining the Padres in 1993...has worked extensively with the National Kidney Foundation and Rady Children's Hospital, while also donating his time and resources to numerous community and military outreach programs.
- He and his wife, Tracy, reside in Rancho Santa Fe, Calif., with their sons: Brody, Quinn and Wyatt.



GORMAN HEIMUELLER PITCHING COORDINATOR

- Gorman Heim Mueller begins his first season with the Padres, joining the organization as pitching coordinator in 2014.
- Spent the previous 12 seasons since 2002 as pitching coordinator for the Philadelphia Phillies organization...joined the Phillies in 1999 as pitching coach for Double-A Reading before moving to Triple-A Scranton in 2000 and returning to Reading in 2001.
- The former pitcher played in parts of two Major League seasons with the Oakland Athletics (1983-84), going 3-6 with a 4.67 ERA (51 ER, 98.1 IP) for Oakland in 22 games, 14 starts...over his minor league career that spanned 10 professional seasons, went 60-57 with a 4.01 ERA (414 ER, 928.2 IP) in 288 games, 96 starts.
- Following his playing career, spent 11 years coaching in the Twins organization for Single-A Visalia (1987-89), Double-A Orlando (1990), Triple-A Portland (1991-93), Salt Lake City (1994) and Double-A New Britain (1995-97)...moved on to the Dodgers organization as pitching coach for San Antonio for one season in 1998 before joining the Phillies organization.
- A native of Los Angeles, Calif., resides in Salt Lake City, Utah, with his wife, Lee Ann.



SEAN BERRY HITTING COORDINATOR

- Sean Berry returns for his fourth season with the Padres...joined the organization in 2011 after serving as the Houston Astros hitting coach from 2006-10.
- Named hitting coach for the Astros on an interim basis in July of 2006 and appointed to the role full-time following that season, serving through the 2010 season.
- Began his coaching career in 2003 with Double-A Round Rock in the Astros organization, where he spent two seasons...also served as Houston's hitting coordinator from 2005-06.
- Selected by the Kansas City Royals in the first round of the 1986 First-Year Player Draft, he hit .272 (657-for-2413) with 81 home runs, 369 RBI and 310 runs scored in 860 games over 11 Major League seasons with the Royals (1990-91), Montreal Expos (1992-95), Astros (1996-98),

Milwaukee Brewers (1999-2000) and Boston Red Sox (2000).

- Born March 22, 1966 in Santa Monica, Calif., Berry resides in Paso Robles, Calif. with his wife, Linda, son Tanner and daughter, Madeline.



EDDIE RODRIGUEZ INFIELD COORDINATOR

- Eddie Rodriguez joins the Padres in 2014 as infield coordinator after spending the previous five seasons with the Kansas City Royals, most recently as the club's Major League third base coach for the last three seasons.
- Joined the Royals as a special assignment coach in October 2008 and served in that capacity in 2009 before joining the Major League coaching staff in 2010 as first base coach before moving over to third base in 2011.
- Prior to his time with the Royals, served two seasons with the Seattle Mariners organization as first base coach in 2008 and manager of Double-A West Tennessee in 2007...from 2004-06, spent three seasons as bench coach for the Montreal Expos/Washington Nationals...from 2001-03,

served on the coaching staff of the Arizona Diamondbacks, first as first base coach in 2001 and later third base from 2002-03.

- Spent the 2000 season managing the Queens Kings of the New York-Penn League in the Toronto Blue Jays system...served as third base coach in 1998 for the Blue Jays.

- Began his coaching career and spent 15 seasons in the Angels organization from 1983-97...served as a player/coach in 1984 with Waterbury and a player/manager in 1986 with Quad Cities...also managed Quad Cities from 1987-89 and Midland in 1990...worked three seasons as the Angels' minor league roving defense coordinator from 1991-93 and four seasons as field coordinator from 1994-97.

- As a player, spent six seasons in the minor leagues as an infielder, hitting .236 with 33 stolen bases...selected by the Minnesota Twins in the 1977 Draft, but did not sign...later selected by the Baltimore Orioles in the January phase of the 1978 Draft.

- Served as a coach on the 2000 U.S. Olympic baseball team that won the gold medal in Sydney...also managed the 2009 U.S. team at the Baseball World Cup in Europe, bringing home the gold medal.

- A native of Havana, Cuba, Rodriguez graduated from Miami High School (FL) in 1977 and attended Miami Dade South Junior College.

- Resides in Miami, Fla. and has one son, Joshua.




GLEN BARKER OUTFIELD & BASERUNNING COORDINATOR

- Glen Barker returns for his fourth season with the Padres organization...prior to joining the Padres, he served as the director of Pacific Rim scouting in the Houston Astros organization.
- Named director of Pacific Rim Scouting with the Astros in 2007 and oversaw all of the franchise's scouting efforts in the region, including Korea, Japan, China, Taiwan and Australia...also served as a professional scout for Houston for four seasons.
- Originally drafted by the Detroit Tigers in the 11th round of the 1993 First-Year Player Draft, Barker hit .232 (38-for-164) with three home runs, 18 RBI, 53 runs scored and 30 stolen bases over parts of three Major League seasons with the Astros (1999-2001)...is one of only two Major Leaguers in history to score more than 50 runs with less than 40 hits (also, Matt Alexander).

- A native of Albany, NY, Barker is a graduate of the College of St. Rose in New York with a degree in chemistry/mathematics.

- Born May 10, 1971, Barker resides in Cherry Hill, N.J., and has one son, Kai.

SCOUTING & PLAYER DEVELOPMENT



JORDAN WOLF

STRENGTH & CONDITIONING COORDINATOR

- Jordan Wolf returns for his second season with the Padres...joined the organization in 2013 as strength and conditioning coordinator.
- Previously served as a minor league strength and conditioning coach with the Arizona Diamondbacks from 2009-12.
- A graduate of Arizona State University with a degree in Kinesiology, he is also a registered strength and conditioning coach (RSCC) and licensed massage therapist (LMT).
- A native of Chandler, Ariz., he now resides in Glendale, Ariz.



JOJO TARANTINO

MEDICAL COORDINATOR

- JoJo Tarantino enters his 11th year in the Padres organization, his fourth as the medical coordinator after being promoted to the post following the 2010 season.
- Spent 2009-10 as the athletic trainer for Double-A San Antonio...also spent three seasons as Single-A Fort Wayne's athletic trainer from 2006-08.
- Began his professional career as an athletic trainer for San Diego's Single-A Eugene club in 2004 and remained in that capacity through 2005...also interned for Padres' head athletic trainer Todd Hutcheson in 2003.
- Was a Padres bat boy from 1995-2000 before working as a clubhouse assistant for two seasons (2001-02).
- Graduated from San Diego State University in 2003 with a Bachelor's degree in kinesiology, with an emphasis on athletic training...a San Diego native, he is also a graduate of Mission Bay High School (1996).
- Born November 20, 1978, Tarantino resides in Peoria, Ariz., with his wife, Melissa, and sons: Anthony, Chase and Alex.



RYAN BITZEL

REHABILITATION COORDINATOR

- Ryan Bitzel returns for his fourth season with the Padres organization after being named rehabilitation coordinator in the offseason of 2010.
- Previously worked with the Boston Red Sox minor league affiliate Greenville Drive as their consultant therapist.
- Served as an intern with the Houston Astros in 2003.
- Originally from Canton, Ohio, Bitzel received his physical therapy degree from Walsh University in Ohio.



CÉSAR RIZIK

ADMINISTRATOR, DOMINICAN REPUBLIC OPERATIONS

- César Rizik enters his ninth season with the Padres, having joined the organization in September of 2005 as administrator, Dominican Republic operations.
- Prior to joining the San Diego organization, served as operations analyst in the Commissioner's Office in 2004-05, working with Major League teams operating in the Dominican Republic and Venezuela.
- Earned a degree in business administration from the Pontifical University Catholic "Madre y Maestra" in 2003 and earned a Master's in corporate finance in 2005.
- Born December 20, 1979, he resides in Santo Domingo, Dominican Republic, with his wife, Anastassia, and two sons: Nick and Alex.



SCOUTING & PLAYER DEVELOPMENT

PROFESSIONAL SCOUTS

Joe Bochy	Professional Scout
Chris Bourjos	Special Assignment Scout
Jim Elliott	Professional Scout
Al Hargesseimer	Professional Scout
Kevin Jarvis	Special Assignment Scout
Steve Lyons	Special Assignment Scout
Mark Merila	Professional Scout
Jeff Pickler	Special Assignment Scout
Matt Smith	Professional Scout
Mike Venafo	Professional Scout
Chris Young	Professional Scout

NATIONAL CROSSCHECKERS

Sean Campbell	National Crosschecker
Kurt Kemp	National Crosschecker

REGIONAL SUPERVISORS

Mark Conner	Northeast
Pete DeYoung	West Coast
Tim Holt	Central
Chip Lawrence	Southeast / International

AMATEUR SCOUTS AND TERRITORIES

Justin Baughman	ID, MT, OR, WA, WY
Willie Bosque	Southeast FL, Puerto Rico
Jim Bretz	CT, MA, ME, NH, NJ, NY, RI, VT
Tom Burns	DE, Eastern OH, MD, PA, WV, VA
Jeff Curtis	Northern LA, Northern TX
Lane Decker	AR, KS, ND, NE, OK, SD
Kevin Ellis	Southern LA, Southern TX
Josh Emmerick	Southern CA, HI
Chris Kelly	Southern GA, Western & Northern FL
Dave Lottsfeldt	AZ, CO, NM, Southern NV, UT
Brent Mayne	Southern & Central CA
Sam Ray	Northern CA, Northern NV
Andrew Salvo	AL, FL panhandle, MS, Western GA
Jeff Stewart	IA, IL, MN, MO, Western IN, WI
Tyler Stubblefield	Eastern GA, NC, SC
Matt Thomas	Eastern IN, KY, MI, TN, Western OH

PART-TIME SCOUTS AND TERRITORIES

Willie Ronda	Puerto Rico
Murray Zuk	Canada

INTERNATIONAL SCOUTING SUPERVISORS

Felix Feliz	Coordinator, Latin American Scouting
Yfrain Linares	Supervisor, Venezuela
Robert Rowley	Supervisor, Central America, South America & Mexico
Trevor Schumm	International Crosschecker / Pacific Rim Coordinator

INTERNATIONAL SCOUTS

Antonio Alejos	Venezuela	Martin Jose	Dominican Republic
Milton Croes	Aruba	Victor Magdaleno	Venezuela
Marcial Del Valle	Colombia	Ricardo Montenegro	Panama
Emenejildo Diaz	Dominican Republic	Luis Prieto	Venezuela
Mayron Isenia	Curaçao	Ysrael Rojas	Dominican Republic
Elvin Jarquin	Nicaragua	Jose Salado	Dominican Republic

SCOUTING & PLAYER DEVELOPMENT

SPECIAL ASSIGNMENT SCOUTS



Chris Bourjos



Kevin Jarvis



Steve Lyons



Jeff Pickler

PROFESSIONAL SCOUTS



Joe Bochy



Jim Elliott



Al Hargesheimer



Mark Merila



Matt Smith



Mike Venafró



Chris Young



SCOUTING & PLAYER DEVELOPMENT

NATIONAL CROSSCHECKERS



Sean Campbell



Kurt Kemp

REGIONAL SUPERVISORS



Mark Conner



Pete DeYoung



Tim Holt



Chip Lawrence

AMATEUR SCOUTS



Justin Baughman



Willie Bosque



Jim Bretz



Tom Burns



Jeff Curtis



Lane Decker



Kevin Ellis



Josh Emmerick



Chris Kelly



Dave Lottsfeldt



Brent Mayne



Sam Ray



Andrew Salvo



Jeff Stewart



Tyler Stubblefield



Matt Thomas



Murray Zuk

SCOUTING & PLAYER DEVELOPMENT

INTERNATIONAL SCOUTING SUPERVISORS



Felix Feliz



Yfrain Linares



Robert Rowley



Trevor Schumm

INTERNATIONAL SCOUTS



Antonio Alejos



Milton Croes



Marcial Del Valle



Emenejildo Diaz



Mayron Isenia



Elvin Jarquin



Martin Jose



Victor Magdaleno



Ricardo Montenegro



Luis Prieto



Ysrael Rojas



Jose Salado



2013 AWARD WINNERS

PLAYERS OF THE YEAR

Infielder Tommy Medica was named the Padres' Offensive Player of the Year while catcher Austin Hedges was named the Padres' Defensive Player of the Year and Travis Jankowski as Baserunner of the Year.

- Medica hit .296 (88-for-297) with 22 doubles, three triples, 20 home runs, 65 RBI and 54 runs scored, playing the majority of the season with Double-A San Antonio before earning his first Major League promotion and seeing his first action with San Diego, hitting .290 (20-for-69) for the Padres.
- Hedges spent the majority of the season with Single-A Lake Elsinore, playing in 66 games for the Storm while also playing in 20 games for Double-A San Antonio...made 60 starts behind the plate for the Storm and tossed out 35 of 94 (37%) attempted base stealers for Lake Elsinore while posting a .979 fielding percentage.
- Jankowski spent the entire season with Single-A Lake Elsinore...on the base paths he stole 71 bases in 85 attempts, for an 83.5 stolen base percentage...his 71 steals led the California League and ranked fourth-most overall in minor league baseball...71 stolen bases were the eighth-most all-time in Padres' minor league history.

PITCHER OF THE YEAR

Right-handed pitcher Matt Wisler was named Padres' Minor League Pitcher of the Year for the second-straight season after going 10-6 with a 2.78 ERA (42 ER, 136.0 IP), a .217 (107-for-494) opponent batting average and 131 strikeouts against just 33 walks in 26 games started between Single-A Lake Elsinore (6 GS) and Double-A San Antonio (20 GS).

- Began the season with Lake Elsinore and was quickly promoted after going 2-1 with a 2.03 ERA (7 ER, 31.0 IP) in six starts.
- Named the No. 5 prospect in the Texas League by *Baseball America* following the season.

JACK KROL AWARD

Double-A San Antonio Manager Rich Dauer was the 2013 recipient of the Jack Krol Award for contributions to player development.

- Dauer completed his first season in the Padres organization and his first with San Antonio, guiding the Missions to their 13th Texas League title and fifth since 2002.
- Named Texas League Manager of the Year in 2013.

SCOUT OF THE YEAR

Andrew Salvo was honored with the 2013 Denny Galehouse Scout of the Year following his sixth year working with the Padres organization.

- Salvo initially began covering the areas of the Northwest as an amateur scout in 2008-09, before moving to the Mid-Atlantic region from 2010-12 and most recently in his current area of coverage in the Gulf States since 2013.
- A few of his more notable amateur players signed have been INF Jedd Gyorko in the second round of the 2010 Draft out of West Virginia University as well as the Padres' first-round selection (13th overall) in the 2013 Draft OF Hunter Renfroe out of Mississippi State University.
- Salvo also had five additional players selected by the Padres in the 2013 Draft, including LHP Erik Schoenrock (11th round), OF Rod Boykin (12th round), C Tyler Dial (15th round), INF Trae Santos (17th round) and LHP Brandon Fry (18th round).

AWARD WINNERS

PLAYERS OF THE YEAR

1993	Homer Bush
1994	Raul Casanova
1995	Derrek Lee
1996	Derrek Lee
1997	Mike Darr
1998	George Arias
1999	Sean Burroughs
2000	Mike Darr/Jeremy Owens
2001	Xavier Nady
2002	Josh Barfield/Jon Knott
2003	Josh Barfield
2004	Paul McNulty
2005	Ben Johnson
2006	Will Venable
2007	Chase Headley
2008	Kyle Blanks
2009	James Darnell
2010	Jason Hager/Luis Martinez/Jeddy Valdez
2011	Jedd Gyorko/Rico Noel/Rymer Liriano
2012	Jedd Gyorko/Rico Noel/Rico Noel
2013	Tommy Medica/Austin Hedges/Travis Jankowski

PITCHER OF THE YEAR

1993	Bryce Florie
1994	Glenn Dishman
1995	Heath Murray
1996	Shane Dennis
1997	Matt Clement
1998	Harry Herndon, Jr.
1999	Ricky Guttormson
2000	Brian Lawrence/Jake Peavy
2001	Dennis Tankersley
2002	Justin Germano
2003	Gabe Ribas
2004	Tim Stauffer/Brad Baker
2005	Jared Wells
2006	Mike Ekstrom
2007	Josh Geer
2008	Jeremy Hefner
2009	Simon Castro
2010	Brad Brach
2011	Keyvius Sampson
2012	Matt Wisler
2013	Matt Wisler

JACK KROL AWARD

1995	Jim Daniel
1996	Jerry Royster
1997	Tony Franklin
1998	Darrel Akerfelds
1999	Don Werner
2000	Craig Colbert/Darren Balsley
2001	Craig Colbert
2002	George Hendrick
2003	Gary Jones
2004	Gary Jones
2005	Rick Renteria
2006	Carlos Lezcano
2007	Randy Ready
2008	Steve Webber
2009	Doug Dascenzo
2010	Gary Jones
2011	Tom Tornincasa
2012	Nelson Cruz
2013	Rich Dauer

SCOUT OF THE YEAR

1994	Pat Murtaugh
1995	Al Hargeshimer
1996	Donny Lyle
1997	Ken Bracey
1998	Mark Wasinger
1999	Jim Dreyer
2000	Tim McWilliam
2001	Van Smith
2002	Mike Rikard
2003	Ben McLure
2004	Lane Decker
2005	Joe Bochy
2006	Ash Lawson
2007	Scott Littlefield
2008	Dave Lottsfeldt
2009	Bob Filotei
2010	Mark Conner
2011	Tim Holt
2012	Willie Bosque
2013	Andrew Salvo

SCOUTING & PLAYER DEVELOPMENT

2013 LEAGUE AWARD WINNERS

PACIFIC COAST LEAGUE

EXECUTIVE OF THE YEAR
Mike Feder

CALIFORNIA LEAGUE

TURF MANAGER OF THE YEAR
Peter Hayes

TEXAS LEAGUE

MANAGER OF THE YEAR
Rich Dauer

CLUBBIE OF THE YEAR
Terrance Tucker

MIDWEST LEAGUE

GROUPS CREW OF THE YEAR
Keith Winter
Andrew Burnette

2013 MINOR LEAGUE ALL-STARS

ALL-STAR FUTURES GAME

JULY 14, 2013
Citi Field, New York
C Austin Hedges (US)
OF Yelson Asencio (World)
OF Reymond Fuentes (World)

SINGLE-A

CALIFORNIA-CAROLINA LEAGUE
ALL-STAR GAME
C Robert Kral
INF Cory Spangenberg (did not play)

TRIPLE-A

PACIFIC COAST LEAGUE ALL-STAR GAME
INF Dean Anna
LHP Colt Hynes
C Rene Rivera (did not participate due to promotion)

CALIFORNIA LEAGUE
POST-SEASON ALL-STAR TEAM
OF Travis Jankowski

MIDWEST LEAGUE ALL-STAR GAME
RHP Roman Madrid
RHP Joe Ross
C Dane Phillips
INF Luis Tejada
OF Jeremy Baltz

PACIFIC COAST LEAGUE
POST-SEASON ALL-STAR TEAM
INF Dean Anna

SHORT-SEASON

NORTHWEST LEAGUE ALL-STAR GAME
RHP Jimmy Brasoban
LHP Erik Schoenrock
INF Trae Santos
OF Hunter Renfroe
OF Ronnie Richardson

DOUBLE-A

TEXAS LEAGUE ALL-STAR GAME
RHP Matt Andriese
LHP Jeremy McBryde
RHP Kevin Quackenbush (did not play)
LHP Chris Rearick
RHP Matt Stites
INF Jake Blackwood
INF Jeudy Valdez
OF Rico Noel

ARIZONA SUMMER LEAGUE
POST-SEASON ALL-STAR TEAM
RHP Pete Kelich
LHP Payton Baskette
INF Franchy Cordero
OF Jose Urena

TEXAS LEAGUE
POST-SEASON ALL-STAR TEAM
LHP Jeremy McBryde
RHP Kevin Quackenbush
RHP Keyvius Sampson
OF Reymond Fuentes



SCOUTING & PLAYER DEVELOPMENT

2013 ORGANIZATIONAL LEADERS

BATTING							
PLAYER	AVG	G	AB	R	H	HR	RBI
Cordero, Franchy	.333	35	141	23	47	3	17
Anna, Dean	.331	132	498	90	165	9	73
Fuentes, Reymond	.330	107	400	73	132	6	43
Quintana, Gabriel	.307	94	368	54	113	9	47
Peterson, Jace	.303	113	423	78	128	7	66
Baltz, Jeremy	.293	110	430	60	126	15	87
Peterson, Dustin	.293	38	157	20	46	0	18
Spangenberg, Cory	.292	130	513	68	150	6	51
Petit, Gregorio	.292	134	503	55	147	4	61
Reyes, Franmil	.292	57	209	28	61	4	34

PLAYER	HR
Medica, Tommy	20
Decker, Cody	19
Allen, Brandon	17
Kral, Robert	16
Baltz, Jeremy	15

PLAYER	RBI
Baltz, Jeremy	87
Allen, Brandon	76
Asencio, Yeison	76
Anna, Dean	73
Decker, Cody	70

PLAYER	SB
Jankowski, Travis	71
Smith, Mallex	64
Noel, Rico	59
Peterson, Jace	42
Spangenberg, Cory	36

CLUB	AVG.	AB	R	H	HR	SB
Tucson	.283	4914	723	1391	97	81
AZL Padres	.268	1890	286	506	22	60
Lake Elsinore	.267	4820	718	1286	96	201
Fort Wayne	.261	4700	632	1228	76	166
San Antonio	.256	4623	562	1183	85	171
Eugene	.221	2490	245	551	27	43

PITCHING							
PITCHER	W-L	ERA	IP	H	BB	SO	
Baskette, Payton	2-2	1.37	46.0	36	11	43	
Kelich, Pete	7-1	1.40	58.0	43	1	69	
Eflin, Zach	7-6	2.73	118.2	110	31	86	
Wisler, Matt	10-6	2.78	136.0	107	33	131	
Andriese, Matt	11-7	3.27	134.2	135	29	105	
Hancock, Justin	8-8	3.37	130.2	135	56	83	
Fried, Max	6-7	3.49	118.2	107	56	100	
Roach, Donn	8-12	3.53	142.2	138	40	77	
Sampson, Keyvius	12-7	3.57	141.1	118	62	135	
Ross, Joseph	5-8	3.75	122.1	124	40	79	

PITCHER	W
Sampson, Keyvius	12
Andriese, Matt	11
Needy, James	10
Quackenbush, Kevin	10
Wisler, Matt	10

PITCHER	SV
Mikolas, Miles	26
Madrid, Roman	22
Quackenbush, Kevin	17
McBryde, Jeremy	15
Two tied with	14

PITCHER	SO
Sampson, Keyvius	135
Wisler, Matt	131
Garces, Frank	126
Campos, Leonel	106
Andriese, Matt	105

CLUB	W-L	ERA	H	SHO	SV	BB	SO
San Antonio	78-61	3.19	1113	14	50	352	1088
Fort Wayne	72-67	3.59	1181	10	42	516	1011
Eugene	27-49	4.02	627	8	14	342	656
Tucson	77-67	4.56	1429	4	44	439	1103
Lake Elsinore	61-79	5.04	1376	4	31	529	1028
AZL Padres	28-26	5.09	491	2	15	242	477

2013 MINOR LEAGUE RESULTS

CLUB (CLASS)	W	L	PCT.
Tucson (AAA)	77	67	.535
San Antonio (AA)	78	61	.561
Lake Elsinore (A)	61	79	.436
Fort Wayne (A)	72	67	.518
Eugene (Short-A)	27	49	.355
Peoria (Rookie)	28	26	.519
Dominican (Rookie)	26	43	.377
TOTALS	369	392	.485

SCOUTING & PLAYER DEVELOPMENT



EL PASO CHIHUAHUAS

PACIFIC COAST LEAGUE (TRIPLE-A) SOUTH DIVISION

2013 TUCSON RECORD: 77-67 (.535)

2013 TUCSON FINISH: 3rd, PCL South

PRESIDENT: Alan Ledford

P.R. CONTACT: Tim Hagerty

PHONE/FAX: 915-533-2273 / 915-242-2031

WEBSITE: www.epchihuahuas.com

PADRES AFFILIATE SINCE: 2014

BALLPARK INFO:

El Paso Downtown Ballpark

Built in 2014 ~ Capacity 9,000

One Ballpark Way

El Paso, TX 79901

AWARDS, HIGHLIGHTS & RANKINGS

- INF Dean Anna won the Pacific Coast League batting title with a .331 batting average.
- INF Cody Decker and INF/OF Brandon Allen finished the season tied for the team lead with 17 home runs each.

EL PASO CHIHUAHUAS LOGOS



2013 TUCSON PADRES BATTING STATISTICS

PLAYER	AVG	G	AB	R	H	2B	3B	HR	RBI	BB	IBB	SO	SB	CS	OBP	SLG	OPS	SF	SAC	HP	GDP	E
Allen, Brandon	.267	119	423	64	113	24	7	17	76	55	3	87	6	0	.347	.478	.825	6	0	0	8	5
Alonso, Yonder	.571	4	14	1	8	0	0	0	2	0	0	0	0	1	.571	.571	1.143	0	0	0	0	0
Anna, Dean	.331	132	498	90	165	38	5	9	73	61	0	65	3	7	.410	.482	.892	8	4	11	6	11
Baker, John	.231	4	13	2	3	0	0	0	1	2	0	5	0	0	.375	.231	.606	0	0	1	0	0
Blanks, Kyle	.237	12	38	8	9	3	0	1	4	6	0	10	0	0	.370	.395	.764	0	0	2	0	1
Buck, Travis	.256	35	125	19	32	11	0	5	26	7	0	20	0	0	.296	.464	.760	2	0	1	4	0
Burke, Chris	.333	4	3	0	1	0	0	0	0	0	0	1	0	0	.333	.333	.667	0	0	0	0	0
Carroll, Sawyer	.167	5	12	1	2	0	0	0	2	2	0	4	0	1	.286	.167	.452	0	0	0	1	1
Contreras, Anthony	.154	7	13	2	2	1	0	0	2	1	0	2	0	0	.214	.231	.445	0	0	0	0	1
Darnell, James	.246	15	61	5	15	5	1	0	10	3	0	12	0	2	.281	.361	.642	0	0	0	0	0
Decker, Cody	.272	113	324	45	88	24	5	17	64	37	0	98	0	0	.349	.534	.883	3	1	3	4	2
Decker, Jaff	.286	105	350	63	100	23	1	10	40	55	1	94	4	6	.381	.443	.824	3	6	1	8	5
Forsythe, Logan	.360	8	25	6	9	2	2	2	5	8	0	7	0	0	.515	.840	1.355	0	0	0	2	3
Francisco, Ben	.241	60	187	20	45	8	1	1	16	18	1	38	6	1	.309	.310	.619	1	2	1	3	1
Fuentes, Reymond	.418	14	55	17	23	4	0	0	8	10	0	10	6	1	.515	.491	1.006	0	1	1	1	0
Gale, Rocky	.200	8	20	1	4	1	0	0	2	0	0	2	0	0	.200	.250	.450	0	0	0	3	0
Galvez, Jonathan	.278	112	410	66	114	24	1	6	51	34	2	104	22	7	.342	.385	.728	2	2	7	12	17
Grandal, Yasmani	.306	9	36	3	11	3	0	0	2	2	0	8	0	0	.342	.389	.731	0	0	0	0	0
Hagerty, Jason	.160	12	25	2	4	0	0	0	3	5	0	3	0	0	.323	.160	.483	0	0	1	1	1
Maybin, Cameron	.261	15	46	7	12	1	0	4	5	10	0	9	1	1	.393	.543	.936	0	0	0	1	0
Merchan, Jesus	.254	70	181	18	46	9	1	0	18	9	2	22	1	2	.299	.315	.614	1	2	3	5	6
Miller, Justin	.360	9	25	7	9	1	0	0	2	1	0	5	1	0	.385	.400	.785	0	0	0	2	0
Moore, Scott	.260	39	131	15	34	7	0	3	10	14	1	31	0	1	.336	.382	.717	0	0	1	2	3
Moreno, Edwin	.500	2	2	0	1	0	0	0	1	0	0	0	0	0	.500	.500	1.000	0	0	0	0	0
Petit, Gregorio	.292	134	503	55	147	26	3	4	61	40	2	75	5	3	.344	.380	.724	4	6	2	14	17
Rivera, Rene	.343	74	251	36	86	18	0	5	38	17	0	42	0	2	.382	.474	.856	5	1	2	9	4
Robertson, Dan	.285	136	484	91	138	24	9	2	53	60	1	63	23	6	.371	.384	.756	6	5	10	10	7
Robinson, Chris	.316	39	133	20	42	5	0	0	17	3	0	18	2	2	.338	.353	.692	1	3	2	5	2
Rodriguez, Eddy	.210	27	81	8	17	9	0	2	10	4	0	26	0	0	.247	.395	.642	0	0	0	1	2
Sams, Kallian	.160	24	50	5	8	2	0	1	3	7	0	21	0	0	.263	.260	.523	0	0	0	0	1
Wilson, Mike	.291	76	220	32	64	13	1	7	42	20	1	63	1	8	.354	.455	.808	3	0	3	10	1
TEAM TOTAL	.283	144	4914	723	1391	292	38	97	669	494	14	1003	81	51	.352	.417	.769	45	52	52	116	100

SCOUTING & PLAYER
DEVELOPMENT



SCOUTING & PLAYER DEVELOPMENT

2013 TUCSON PADRES PITCHING STATISTICS

PLAYER	W	L	ERA	G	GS	CG	SHO	SV	SVO	IP	H	R	ER	HR	HB	BB	SO	BK	WP	AVG
Andriese, Matt	3	5	4.45	12	10	0	0	0	1	58.2	64	32	29	2	2	12	42	0	2	.287
Bass, Anthony	4	6	5.45	15	15	0	0	0	0	79.1	108	51	48	11	1	17	60	0	2	.331
Bonine, Eddie	0	2	9.82	7	4	0	0	0	0	18.1	40	21	20	4	3	11	4	0	1	.460
Boscan, Wilfredo	1	3	6.70	14	6	0	0	1	1	43.0	61	35	32	9	3	10	22	0	2	.330
Boxberger, Brad	2	4	3.61	42	0	0	0	5	7	57.1	50	24	23	3	0	19	89	1	3	.235
Brach, Brad	4	3	2.84	33	0	0	0	3	3	44.1	43	15	14	5	2	14	44	0	1	.254
Branham, Matt	0	1	15.00	1	1	0	0	0	0	3.0	7	5	5	1	0	3	2	0	0	.438
Contreras, Anthony	0	0	9.00	1	0	0	0	0	0	1.0	1	1	1	1	0	0	1	0	0	.250
Cortes, Dan	0	0	0.00	3	0	0	0	0	0	4.0	2	0	0	0	0	0	1	0	0	.143
De Los Santos, F.	0	1	3.86	2	0	0	0	0	0	2.1	4	1	1	0	0	0	4	0	0	.400
Erlin, Robbie	8	3	5.07	20	20	0	0	0	0	99.1	125	65	56	11	1	34	84	1	4	.307
Geer, Josh	0	1	6.75	1	1	0	0	0	0	4.0	5	3	3	0	0	2	1	0	1	.333
Gomez, Jairo	0	0	22.50	1	0	0	0	0	0	2.0	3	5	5	1	1	3	0	0	0	.429
Gonzalez, Greg	0	0	3.38	4	0	0	0	0	0	5.1	6	3	2	1	0	3	3	0	1	.273
Hynes, Colt	1	0	1.80	31	0	0	0	4	5	35.0	33	10	7	1	1	2	42	0	4	.248
Ibarra, Jeff	0	0	30.86	2	0	0	0	0	0	2.1	8	8	8	1	1	3	2	0	0	.533
Jackson, Matt	0	0	8.10	1	1	0	0	0	0	3.1	7	3	3	0	1	2	4	0	0	.412
Kelly, Ryan	1	1	3.60	14	1	0	0	1	1	20.0	22	8	8	1	0	9	18	0	1	.293
Kloess, Brandon	3	6	4.99	41	14	0	0	0	0	101.0	120	63	56	10	9	39	97	0	4	.294
Lane, Jason	2	2	5.24	11	6	0	0	0	0	46.1	55	31	27	7	0	6	33	0	0	.293
Layne, Tommy	2	4	4.50	49	0	0	0	0	2	46.0	49	29	23	1	4	27	41	0	5	.275
Lollis, Matt	0	1	6.23	3	0	0	0	0	0	4.1	7	5	3	0	0	4	5	0	1	.350
Lopez, Arturo	1	0	4.61	6	2	0	0	0	0	13.2	14	7	7	3	0	2	8	0	0	.259
Merchan, Jesus	0	0	3.38	5	0	0	0	0	0	5.1	8	2	2	0	1	2	0	0	1	.364
Mikolas, Miles	4	2	3.25	54	0	0	0	26	30	61.0	62	25	22	6	0	17	40	1	3	.265
O'Sullivan, Sean	8	5	3.83	20	20	0	0	0	0	115.0	130	55	49	7	5	31	99	0	2	.283
Quackenbush, Kevin	8	2	2.91	28	0	0	0	4	7	34.0	33	14	11	0	2	19	38	0	0	.256
Ray, Jason	0	0	9.95	5	0	0	0	0	0	6.1	8	8	7	2	0	2	4	0	1	.320
Reyes, Jorge	6	3	5.28	42	4	0	0	0	2	75.0	83	45	44	5	2	38	72	0	4	.287
Richard, Clayton	0	1	2.25	2	2	0	0	0	0	12.0	10	3	3	0	1	0	12	0	1	.227
Rodriguez, Eddy	0	0	0.00	1	0	0	0	0	0	1.0	1	0	0	0	0	1	1	0	1	.250
Ross, Tyson	1	1	4.63	4	2	0	0	0	0	11.2	12	6	6	0	0	6	9	0	1	.273
Sampson, Keyvius	2	3	7.11	9	9	0	0	0	0	38.0	44	32	30	5	1	29	25	1	2	.306
Smith, Burch	5	1	3.39	12	12	0	0	0	0	61.0	56	24	23	4	1	17	65	0	3	.246
Stange, Daniel	1	0	4.15	26	0	0	0	0	2	39.0	34	21	18	5	1	24	43	0	2	.233
Stauffer, Tim	2	2	3.16	8	8	0	0	0	0	42.2	50	16	15	1	1	15	38	0	2	.299
Vincent, Nick	4	3	3.55	24	0	0	0	0	1	25.1	26	11	10	4	1	12	24	0	1	.257
Weber, Thad	4	1	3.93	6	6	0	0	0	0	34.1	38	16	15	0	1	4	26	0	3	.277
Team Total	77	67	4.56	144	144	0	4	44	62	1255.2	1429	703	636	112	46	439	1103	4	59	.288



PAT MURPHY MANAGER

- Pat Murphy enters his fifth season in the Padres organization and his second as manager of the club's Triple-A affiliate.
- Joined the organization in 2010 as a special assistant to baseball operations.
- Last season, in his first campaign with the organization's Triple-A affiliate, led the Tucson Padres to a 77-67 (.535) record.
- In 2012, he led the Emeralds to a 47-29 (.618) record, the best record in the Northwest League, but missed out on the league's playoffs due to finishing 2nd in both halves of the season.
- In 2011, he led the Emeralds to a 46-30 (.605) record, the best record in the Northwest

League and the most wins among all short-season clubs...the club also set a Northwest League record by winning 14-straight games early in the season.

- Previously served as head coach of Arizona State University's baseball team from 1995-2009...during his 15-year tenure at ASU, he was named College Coach of the Year by *Baseball America* in 1998 and Pac-10 Coach of the Year on four occasions (2000, 07-09)...led the Sun Devils to four College World Series appearances (1998, 2005, 07, 09) and four Pac-10 championships (2000, 07-09).
- Prior to his time at ASU, Murphy coached at the University of Notre Dame (1988-94), Claremont-Mudd-Scripps (1986-87) and Maryville College (1983)...the final win of his college coaching career was his 1,000th, leaving him with a 1000-457-4 career coaching record.
- In addition to his college coaching career, Murphy served as skipper for the Dutch men's baseball team during the 2000 Olympics in Sydney.
- A 1982 graduate of Florida Atlantic University, he had a four-year professional career playing in the San Francisco Giants and Padres organizations, along with several independent clubs.

SCOUTING & PLAYER DEVELOPMENT



MIKE CATHER PITCHING COACH

- Mike Cather enters his third season with the Padres and first as pitching coach for the club's Triple-A affiliate after joining the organization in 2012 as pitching coordinator and serving in that capacity for the past two seasons...before joining San Diego, he spent the previous six seasons with the Boston Red Sox organization (2006-11), serving most recently as a Major League Advance Scout for the Red Sox.

- Also served as pitching coach for Single-A Wilmington (2006) and Double-A Portland (2007-09) while with Boston before being appointed to Major League Advance Scout in January of 2010.

- Originally selected by the Texas Rangers in the 41st round of the 1993 First-Year Player Draft

out of the University of California, Berkeley, he pitched professionally for the Rangers (1993-95), Atlanta Braves (1996-99), Florida Marlins (2000) and St. Louis Cardinals (2001).

- The right-hander pitched in three Major League seasons for the Braves from 1997-99, compiling a 5-6 record and a 3.42 ERA (31 ER, 81.2 IP) in 75 games over his big league career.

- A native of San Diego, Calif., he was born December 17, 1970 and attended Folsom High School...he and his wife, Kristine, have three children: Lauren, Avery and Colby.



JACQUE JONES HITTING COACH

- Jacques Jones returns for his third season with the Padres organization and first with the club's Triple-A affiliate after serving the 2013 season in the same capacity with San Antonio...made his coaching debut with the Padres for Single-A Fort Wayne in 2012.

- Last season, helped lead the Missions to their 13th Texas League Championship with his hitters leading the league with a .256 batting average in 2013.

- In his coaching debut with the TinCaps, led an offensive staff that had a Midwest League batting champion in Yeison Asencio (.323) as well Midwest League All-Stars C Austin Hedges and INF Jace Peterson.

- Enjoyed a 10-year Major League career with the Minnesota Twins (1999-2005), Chicago Cubs (2006-07), Detroit Tigers (2008) and Florida Marlins (2008)...over his career, hit .277 (1272-for-4594) with 255 doubles, 19 triples, 165 home runs, 630 RBI, 632 runs scored and 82 stolen bases in 1,302 games played.

- Originally signed as a second-round selection by the Twins in the 1996 First-Year Player Draft...enjoyed his best season for the Twins in 2002 when he hit .300 (173-for-577) with 37 doubles, two triples, 27 home runs, 85 RBI and 96 runs scored in 149 games.

- A native of San Diego, he graduated from San Diego (CA) High School in 1993 where he played baseball, basketball and football...later attended the University of Southern California where he was Third-Team All-American in 1996 and a Pac-10 All-Conference selection in 1995 and 1996.

- In 2005, was the Twins' representative for the Roberto Clemente Award.

- Born April 25, 1975, he currently resides in San Diego with his wife, Krista, son, Jacques, Jr., and daughter, Jourdyn.



NATHAN STEWART ATHLETIC TRAINER

- Nathan Stewart enters his ninth season in the Padres organization and second with the club's Triple-A affiliate after spending the previous two in the same capacity with San Antonio.

- Also served as athletic trainer for Fort Wayne in 2010.

- Joined the Padres organization with Eugene in 2006...spent one year as a high school health teacher and athletic trainer prior to joining the Emeralds.

- Earned his degree in kinesiology from Arizona State University in 2002.

- Born October 27, 1979, Stewart resides in Goodyear, Ariz.



ISAK YOON ATHLETIC TRAINER

- Isak Yoon returns for his third season in the Padres organization and second with the club's Triple-A affiliate after joining as athletic trainer with Fort Wayne in 2012.

- Previously worked as an assistant athletic trainer at Concordia University in Irvine, Calif., working with the men's soccer and women's softball teams.

- Earned his Master's from Azusa Pacific University (APU) in 2010...also worked at APU as a graduate assistant athletic trainer with baseball, women's volleyball and men & women's tennis teams.

- Earned his undergraduate degree from San Diego State University in 2008.

- Born June 15, 1984, Isak is a native of Los Angeles where he still resides.



SAN ANTONIO MISSIONS



TEXAS LEAGUE (DOUBLE-A)

2013 RECORD: 78-61 (.561) - TL Champs

2013 FINISH: 3rd (1st half); 2nd (2nd half)

PRESIDENT: Burl Yarbrough

P.R. CONTACT: Rich Weimert

PHONE/FAX: 210-675-7275 / 210-670-0001

WEBSITE: www.samissions.com

PADRES AFFILIATE SINCE: 2007

SOUTH DIVISION

BALLPARK INFO:

Nelson W. Wolff Stadium

Built in 1994 ~ Capacity 6,200+

5757 Highway 90 West

San Antonio, TX 78227

AWARDS & HIGHLIGHTS

- The Missions earned their 13th Texas League Championship and their fifth since 2002, the most championships for any full-season minor league team in all of baseball...made their way into the postseason by winning the second-half wild card spot...defeated the Corpus Christi Hooks (HOU) in the first round of the Texas League playoffs in a five-game series and went on to defeat the Arkansas Travelers (LAA) in the Texas League Championship in a decisive fifth game.

NOTABLE RANKINGS

- San Antonio's offense led the Texas League with a .256 batting average while the staff pitched to a league-best 3.19 ERA.
- OF Reymond Fuentes ranked among the Texas League leaders in several offensive categories including: batting average (.316, 3rd), stolen bases (29, 3rd) and on-base percentage (.396, 4th).
- OF Rico Noel led the Texas League with 59 stolen bases and ranked tied for fourth with 74 runs scored.
- RHP Donn Roach ranked seventh in the league with a 3.53 ERA and fifth among starters with a .252 opponents batting average and 11.54 baserunners-per-nine-innings pitched ratio.
- RHP Keyvius Sampson ranked tied for third with 10 wins and posted a team-best 2.26 ERA (26 ER, 103.1 IP) (did not qualify for league leaders).
- RHP Jeremy McBryde ranked among league leaders in most closer categories, including saves (15, 3rd), games (61, 1st), games finished (30, T-2nd), holds (13, 2nd), batting average by a reliever (.186, 1st), SO/9 IP by a reliever (10.71, 2nd), lowest BB/9 IP by a reliever (4th, 2.20) and fewest baserunners/9 IP ratio (1st, 8.51).

2013 SAN ANTONIO MISSIONS BATTING STATISTICS

PLAYER	AVG	G	AB	R	H	2B	3B	HR	RBI	BB	IBB	SO	SB	CS	OBP	SLG	OPS	SF	SAC	HP	GDP	E
Asencio, Yeison	.261	74	291	25	76	15	3	2	32	13	1	29	3	2	.298	.354	.652	2	0	3	5	5
Bisson, Chris	.191	32	89	8	17	5	1	0	11	10	2	28	2	2	.280	.270	.550	0	1	0	7	
Blackwood, Jake	.259	126	478	53	124	24	1	7	61	22	1	78	2	2	.295	.358	.653	2	0	3	7	25
Burke, Chris	.200	4	5	1	1	1	0	0	0	1	0	2	0	0	.429	.400	.829	0	1	1	0	1
Buschini, Adam	.239	91	285	40	68	9	3	8	32	19	1	52	13	6	.289	.375	.664	2	4	2	4	10
Cabrera, Felix	.000	2	3	0	0	0	0	0	0	1	0	1	0	0	.250	.000	.250	0	0	0	0	0
Contreras, Anthony	.167	16	54	4	9	1	1	0	2	7	0	8	1	0	.262	.222	.485	0	0	0	0	3
Decker, Cody	.171	10	35	6	6	0	0	2	6	5	0	14	0	0	.275	.343	.618	0	0	0	3	1
Del Castillo, Miguel	.000	1	1	0	0	0	0	0	0	0	0	1	0	0	.000	.000	.000	0	0	0	0	0
Fuentes, Reymond	.316	93	345	56	109	21	2	6	35	41	2	71	29	10	.396	.441	.837	2	9	6	2	7
Gale, Rocky	.246	62	207	15	51	5	0	1	22	10	0	19	0	4	.285	.285	.570	2	3	2	8	3
Gyorko, Jedd	1.000	1	1	0	1	0	0	0	0	0	0	0	0	0	1.000	1.000	2.000	0	0	0	0	0
Hedges, Austin	.224	20	67	4	15	3	0	0	8	6	1	9	3	1	.297	.269	.566	0	1	1	1	3
Kirby-Jones, A.J.	.238	58	168	18	40	10	0	5	22	15	0	55	1	2	.306	.387	.693	1	0	2	4	2
Kral, Robert	.154	21	65	6	10	1	0	3	8	15	0	14	0	0	.313	.308	.620	0	1	0	1	1
Limonta, Johan	.255	72	247	30	63	12	0	4	19	37	1	55	0	1	.353	.352	.705	1	0	1	4	4
Medica, Tommy	.296	76	280	48	83	20	3	18	57	28	1	67	4	2	.372	.582	.954	4	0	8	8	2
Miller, Justin	.195	19	41	8	8	0	0	2	6	0	16	4	2		.333	.195	.528	1	0	3	1	0
Noel, Rico	.266	131	496	74	132	23	5	0	41	52	0	119	59	19	.348	.333	.681	5	10	13	3	9
Orr, Lee	.226	19	62	9	14	4	0	1	6	4	0	24	1	2	.310	.339	.649	1	0	4	0	1
Rodriguez, Eddy	.240	56	200	20	48	11	1	4	26	12	0	58	0	1	.280	.365	.645	2	0	0	2	9
Rodriguez, Jeremy	.250	5	12	0	3	1	0	0	0	0	0	1	0	0	.250	.333	.583	0	0	0	0	1
Sams, Kalian	.250	26	80	16	20	7	0	10	27	20	1	24	4	0	.412	.713	1.124	0	0	2	3	0
Spangenberg, Cory	.289	76	287	35	83	10	3	2	20	17	0	61	19	11	.331	.366	.697	2	11	2	2	4
Valdez, Jedy	.251	125	443	46	111	29	5	10	49	27	0	106	16	12	.300	.406	.706	2	1	5	10	33
Williams, Everett	.257	89	331	37	85	11	1	2	31	28	2	81	10	4	.312	.314	.626	3	1	0	6	2
TEAM TOTAL	.256	139	4623	562	1183	223	29	85	520	396	13	1017	171	83	.321	.372	.693	32	47	60	74	149

SCOUTING & PLAYER DEVELOPMENT

2013 SAN ANTONIO MISSIONS PITCHING STATISTICS

PLAYER	W	L	ERA	G	GS	CG	SHO	SV	SVO	IP	H	R	ER	HR	HB	BB	SO	BK	WP	AVG
Andriese, Matt	8	2	2.37	15	15	0	0	0	0	76.0	71	26	20	3	3	17	63	0	2	.242
Bonine, Eddie	4	3	3.76	11	11	1	0	0	0	69.1	66	32	29	5	10	16	15	0	7	.260
Boscan, Wilfredo	0	1	4.26	5	4	0	0	0	0	19.0	21	11	9	3	0	7	11	0	2	.266
Branham, Matt	4	2	2.61	22	0	0	0	0	2	31.0	20	11	9	2	0	14	36	0	1	.183
Campos, Leonel	1	0	0.88	26	0	0	0	2	2	30.2	14	5	3	0	0	16	43	0	3	.137
De Paula, Jose	4	6	3.86	14	14	0	0	0	0	74.2	84	42	32	3	2	11	57	0	4	.284
Geer, Josh	8	5	3.41	34	11	0	0	2	2	100.1	114	47	38	11	0	24	79	0	4	.288
Hynes, Colt	1	0	0.73	10	0	0	0	0	0	12.1	10	1	1	0	0	0	16	0	1	.233
Ibarra, Jeff	3	1	5.88	57	0	0	0	0	2	52.0	59	35	34	5	4	11	52	1	1	.278
Jackson, Matt	0	1	12.00	2	0	0	0	0	0	3.0	5	4	4	0	1	3	1	0	0	.385
Kelly, Ryan	1	2	5.13	37	0	0	0	1	2	47.1	49	27	27	8	2	20	37	0	1	.266
Kirby-Jones, A.J.	0	0	108.00	1	0	0	0	0	0	0.1	3	4	4	0	0	3	0	0	1	.750
Lara, Robert	0	0	8.68	8	0	0	0	0	0	9.1	11	9	9	2	0	4	9	0	3	.289
Limonta, Johan	0	1	18.00	1	0	0	0	0	0	1.0	3	2	2	0	0	1	0	0	1	.600
Lollis, Matt	1	3	6.28	32	0	0	0	0	2	38.2	51	29	27	6	2	24	27	0	3	.311
McBryde, Jeremy	4	4	2.35	61	0	0	0	15	17	61.1	41	18	16	6	2	15	73	0	1	.186
Mejia, Ruben	1	0	0.00	1	0	0	0	0	0	2.0	2	0	0	0	0	1	4	0	0	.250
Oramas, Juan	3	2	3.07	12	12	0	0	0	0	55.2	52	22	19	4	3	16	64	0	2	.249
Quackenbush, Kevin	2	0	0.29	29	0	0	0	13	14	31.0	16	4	1	1	3	10	46	1	0	.151
Rearick, Chris	3	0	1.89	35	0	0	0	0	3	38.0	31	11	8	1	1	10	42	0	1	.223
Roach, Donn	8	12	3.53	28	28	0	0	0	0	142.2	138	73	56	7	5	40	77	0	11	.252
Sampson, Keyvius	10	4	2.26	19	18	0	0	0	0	103.1	74	31	26	9	3	33	110	0	6	.199
Sexton, Tim	1	1	1.71	15	0	0	0	2	3	26.1	20	6	5	1	0	3	18	0	1	.215
Smith, Burch	1	2	1.15	6	6	0	0	0	0	31.1	17	8	4	1	2	6	37	0	1	.155
Stites, Matt	2	2	2.08	46	0	0	0	14	17	52.0	37	16	12	6	1	8	51	0	1	.194
Wisler, Matt	8	5	3.00	20	20	0	0	0	0	105.0	85	36	35	7	2	27	103	0	3	.223
Zavada, Clay	0	2	3.80	21	0	0	0	1	1	21.1	19	17	9	2	2	12	17	0	1	.244
Team Total	78	61	3.19	139	139	1	14	50	67	1235.0	1113	527	438	93	48	352	1088	2	62	.239



RICH DAUER MANAGER

- Rich Dauer enters his second season with the Padres organization and second with San Antonio after serving the previous seven in the Colorado Rockies organization, most recently as the club's third base and infield coach.
- In his first campaign as the Missions manager last season, was named the 2013 Texas League Manager of the Year, leading the club to their 13th Texas League title.
- Named by the Padres' organization as the 2013 Jack Krol Award winner for contributions for player development.
- As infield coach with the Rockies, he also served as the coordinator of all defensive positioning with the Rockies, overseeing a defense that included three Gold Glove Award winners over a

two-year span with INF Troy Tulowitzki and OF Carlos Gonzalez from 2010-11.

- Prior to serving as third base and infield coach, Dauer spent three seasons (2006-08) as the organization's minor league roving infield coordinator.
- Before joining the Rockies organization, Dauer spent three seasons (2003-05) as Ned Yost's bench coach with the Milwaukee Brewers.
- Prior to his time with the Brewers, he held the position of third base coach with the Kansas City Royals for six seasons (1997-2002) and for the Cleveland Indians for two seasons (1990-91)...spent the 1992 season as a minor league roving field instructor for the Baltimore Orioles organization before working in the same capacity for the Royals organization from 1994-96.
- Dauer spent the 1993 season as a coach for Triple-A Omaha in the Royals organization...also coached two seasons at Colorado Springs, then Triple-A affiliate of the Cleveland Indians, from 1988-89, his first two years with the Indians organization.
- In 1987, he served as manager of the San Bernadino Spirits in the California League.
- During the 1998 season, he represented the Royals during Major League Baseball's All-Star tour of Japan.
- The former Major League infielder played 10 seasons, all with the Orioles, from 1976-85 and was a member of Baltimore's 1983 World Championship club...also played in the 1979 World Series with the Orioles.
- Originally selected by the Orioles in the first round (24th overall) of the 1974 First-Year Player Draft, he graduated from Colton High School (CA) and attended San Bernadino Valley College for two years before transferring to the University of Southern California where he played on two national championship baseball teams from 1973-74...is one of a select few players to have won both a College World Series and Major League World Series.
- A native of San Bernadino, Calif., he and his wife, Chris, have three children: Casey, Kelsey and Katie.



JIMMY JONES PITCHING COACH

- Jimmy Jones enters his sixth season as a pitching coach in the Padres organization and fourth-straight at Double-A San Antonio after serving in the same capacity for two seasons in Peoria.
- Served as bullpen coach for the Major League club for parts of the 2012 season.
- Helped lead the Missions pitching staff to posting a Texas League-best 3.19 ERA in 2013, en route to the club's 13th Texas League title.
- Was head coach of the high school team at Coram Deo Academy in Flower Mound, Texas, from 2001-08...also served as a private instructor to both individuals and teams in Texas from 2003-08.
- Selected by San Diego in the first round (third overall) of the 1982 June Draft...went 43-39

with a 4.46 ERA in 153 games (118 starts) over parts of eight Major League seasons with the Padres (1986-88), New York Yankees (1989-90), Houston Astros (1991-92) and Montreal Expos (1993).

- Appeared in 62 games (54 starts) during his three years in San Diego, posting a 20-21 record and 4.04 ERA...tied a Major League record for fewest hits allowed in a first Major League appearance, complete game, tossing a one-hitter in Houston on September 21, 1986.
- Pitched two years with the Tokyo Giants during the 1994-95 campaigns.
- Graduated from Thomas Jefferson High School in Dallas, Texas.
- Born April 20, 1964, Jones and his wife, Judy, reside in Highland Village, Texas, and have three daughters: Faith, Rebekah and Hannah, and a son, Joshua.



FRANCISCO MORALES HITTING COACH

- Francisco Morales joins the Padres organization as hitting coach for the club's Double-A affiliate in San Antonio after serving the previous three seasons as bullpen catcher and staff assistant on the Cleveland Indians' Major League coaching staff.
- His duties with the Indians coaching staff including catching starting and relief pitchers and throwing batting practice along with assisting Indians positional coaches with functions relative to their positions with the club.
- Began his coaching career in 2006 in the Dominican Summer League academy for the Arizona Diamondbacks and was hitting coach at Rookie-Level Yakima in 2007...spent the 2008-10 seasons

at Single-A South Bend of the Midwest League in the D-backs organization.

- As a player, hit .223 with 45 home runs and 242 RBI in 555 games as a catcher during an eight-year minor league career (1992-99) with the Cubs, Cardinals and Expos organizations.
- Originally signed as a free agent by the Cubs on May 23, 1991 and reached the Triple-A level twice with Ottawa in the Expos organization in 1997 and 1999...also played four seasons for Long Island and Camden in the Atlantic League from 2000-03 to conclude his playing career.
- A native of the Dominican Republic, he and his wife, Kenia, have two children: Maxwell and Ashly.



DANIEL TURNER ATHLETIC TRAINER

- Dan Turner enters his eighth year with the Padres and sixth as a certified athletic trainer.
- 2014 will mark his second season with the Missions.
- He joined the Padres full-time in the middle of the 2009 season with the TinCaps.
- Was the athletic trainer for Eugene in 2010, Fort Wayne in 2011 and was Tucson's assistant athletic trainer in 2012.
- Interned as an athletic trainer for the Padres in 2007 and 2008.
- Graduated from Righetti High School (CA) in 2004 and Allan Hancock College in 2006 before beginning the Athletic Training Education Program at San Diego State University in

2006, graduating in 2009 with a Bachelor's degree in kinesiology.

- Born October 29, 1986 in Santa Maria, Calif., Turner grew up in Orcutt, Calif., and now resides in San Diego.

SCOUTING & PLAYER DEVELOPMENT

LAKE ELSINORE STORM



CALIFORNIA LEAGUE (SINGLE-A) SOUTH DIVISION

2013 RECORD: 61-79 (.436)

2013 FINISH: 5th (1st half); 3rd (2nd half)

PRESIDENT: Dave Oster

P.R. CONTACT: Eric Theiss

PHONE/FAX: 951-245-4487 / 951-245-0305

WEBSITE: www.stormbaseball.com

PADRES AFFILIATE SINCE: 2001

BALLPARK INFO:

The Diamond

Built in 1994 ~ Capacity 6,066+

500 Diamond Drive

Lake Elsinore, CA 92530

AWARDS & HIGHLIGHTS

- With 217,869 fans filling the seats at The Diamond in 2013, the Storm led the California League in attendance for a second-straight season and for the third time in the last four years.
- INF Jace Peterson was named team MVP.
- C Robert Kral and Cory Spangenberg were both named to the California League Mid-Season All-Star Team while OF Travis Jankowski was named to the California League Post-Season All-Star Team.
- Peter Hayes was named California League Turf Manager of the Year and Terrance Tucker was named California League Clubbie of the Year.

NOTABLE RANKINGS

- INF Jace Peterson finished the season ranked sixth in the California League with a .303 batting average, tied for third with 13 triples, fourth with 42 stolen bases and had the fifth-lowest plate-appearance-to-strike-ratio at 8.55.
- OF Travis Jankowski led the league with 71 stolen bases, which was also good enough for the fourth-most in minor league baseball and eighth-most in Padres minor league history.
- RHP James Needy finished the season with a 3.76 ERA, the fifth-best in the league.
- RHP Cody Hebner led the league in both games played (58) and holds (23) and ranked fourth among relievers in opponent batting average (.207).
- LHP Frank Garces ranked third in strikeouts per nine innings among starters (9.40).

2013 LAKE ELSINORE STORM BATTING STATISTICS

PLAYER	AVG	G	AB	R	H	2B	3B	HR	RBI	BB	IBB	SO	SB	CS	OBP	SLG	OPS	SF	SAC	HP	GDP	E
Adamson, Corey	.300	18	70	10	21	4	3	0	7	7	0	16	8	1	.372	.443	.815	0	0	1	1	2
Asencio, Yeison	.296	57	243	34	72	20	2	5	44	10	0	29	1	1	.319	.457	.776	4	0	0	4	0
Baltz, Jeremy	.309	67	262	42	81	19	2	10	54	22	1	58	2	1	.370	.511	.881	3	0	5	8	4
Bernard, Wynton	.214	4	14	4	3	0	1	0	0	1	0	2	0	1	.267	.357	.624	0	0	0	0	0
Bruguera, Reynaldo	.167	8	18	2	3	1	1	0	4	1	0	6	0	0	.250	.333	.583	0	0	1	0	0
Burke, Chris	.276	24	87	14	24	7	0	0	15	7	0	26	1	1	.351	.356	.707	0	0	3	2	3
Cedeno, Ronny	.125	2	8	1	1	1	0	0	0	2	0	1	0	0	.300	.250	.550	0	0	0	0	1
Contreras, Anthony	.222	7	27	2	6	1	0	0	1	1	0	2	0	0	.250	.259	.509	0	0	0	0	2
Del Castillo, Miguel	.125	5	16	0	2	0	0	0	0	1	0	3	0	1	.176	.125	.301	0	0	0	0	0
Domoromo, Luis	.198	50	192	19	38	7	1	5	21	12	0	54	2	1	.267	.323	.590	0	1	6	3	4
Gaedele, Kyle	.256	127	450	77	115	26	9	13	57	43	0	128	27	7	.330	.440	.770	4	2	9	9	4
Guinn, B.J.	.252	96	321	44	81	13	8	4	45	32	0	79	7	8	.324	.380	.704	4	10	4	3	23
Gyorko, Jedd	.571	2	7	2	4	1	0	0	1	0	0	1	0	0	.571	.714	1.286	0	0	0	0	0
Headley, Chase	.250	4	12	0	3	1	0	0	0	0	0	2	0	0	.250	.333	.583	0	0	0	0	0
Hedges, Austin	.270	66	233	34	63	22	1	4	30	22	0	45	5	4	.343	.425	.768	4	1	6	7	11
Hunt, Bridger	.337	20	83	10	28	4	0	2	13	8	0	5	2	2	.396	.458	.853	0	1	0	0	3
Jankowski, Travis	.286	122	493	89	141	19	6	1	38	54	0	96	71	14	.356	.355	.711	4	3	2	3	2
Jones, Duanel	.225	123	449	49	101	21	2	7	54	31	0	124	1	3	.281	.327	.609	2	0	5	11	30
Kirby-Jones, A.J.	.262	46	172	20	45	11	1	8	45	22	0	54	0	1	.352	.477	.829	2	0	3	5	2
Kral, Robert	.286	80	269	57	77	16	5	13	45	63	2	51	2	0	.426	.528	.954	3	0	5	2	3
Miller, Justin	.213	21	75	6	16	0	1	1	9	8	0	14	4	3	.298	.280	.578	0	2	1	2	1
Orr, Lee	.276	70	268	40	74	17	4	10	36	17	0	92	8	4	.329	.481	.810	0	0	4	4	9
Peterson, Jace	.303	113	423	78	128	17	13	7	66	54	0	58	42	10	.382	.454	.836	7	7	5	6	21
Phillips, Dane	.173	14	52	7	9	3	2	0	6	2	0	8	0	0	.200	.308	.508	1	0	0	0	2
Richardson, Ronnie	.211	16	57	9	12	2	2	1	4	6	0	12	0	1	.297	.368	.665	0	0	1	1	0
Rodriguez, Jeremy	.295	36	105	12	31	7	1	0	13	27	0	17	1	0	.448	.381	.829	0	0	2	1	0
Ruiz, Jose	.200	1	5	1	1	0	0	0	1	0	0	3	0	0	.200	.200	.400	0	0	0	0	0
Spangenberg, Cory	.296	54	226	33	67	13	6	4	31	23	1	51	17	3	.364	.460	.824	0	3	1	1	7
Whitmore, Travis	.213	54	183	22	39	4	1	1	18	11	0	45	0	0	.259	.262	.521	2	1	1	7	10
TEAM TOTAL	.267	140	4820	718	1286	257	72	96	658	487	4	1082	201	67	.340	.410	.749	40	31	65	80	164

SCOUTING & PLAYER
DEVELOPMENT



SCOUTING & PLAYER DEVELOPMENT

2013 LAKE ELSINORE STORM PITCHING STATISTICS

PLAYER	W	L	ERA	G	GS	CG	SHO	SV	SVO	IP	H	R	ER	HR	HB	BB	SO	BK	WP	AVG
Alger, Brandon	4	9	5.68	37	9	0	0	0	0	90.1	128	71	57	7	1	18	67	0	3	.331
Barbato, Johnny	3	6	5.01	49	7	0	0	14	19	88.0	90	54	49	8	6	33	89	0	1	.269
Branham, Matt	1	2	5.92	22	0	0	0	0	1	38.0	47	27	25	6	1	9	29	0	4	.305
Cabrera, Erik	0	0	3.00	2	0	0	0	0	0	3.0	3	1	1	0	0	2	4	0	0	.273
Chabot, Matthew	0	0	3.86	1	0	0	0	0	0	2.1	1	2	1	1	0	0	3	0	0	.111
Church, Joe	0	0	13.50	2	0	0	0	0	0	2.2	5	5	4	0	0	3	2	0	0	.385
Cortes, Dan	2	0	5.86	20	0	0	0	1	1	27.2	29	24	18	6	1	20	23	0	5	.259
De La Cruz, Luis	5	5	5.40	55	0	0	0	1	6	66.2	61	46	40	6	5	49	69	1	12	.237
Garces, Frank	7	9	5.67	26	26	0	0	0	0	120.2	131	86	76	15	13	57	126	3	4	.275
Gomez, Jairo	0	0	9.00	1	0	0	0	0	1	2.0	2	2	2	0	0	2	2	0	1	.250
Gonzalez, Greg	0	0	1.80	4	0	0	0	0	0	5.0	5	1	1	0	0	3	5	0	1	.263
Hancock, Justin	3	7	5.14	14	14	0	0	0	0	63.0	81	52	36	5	5	36	39	0	6	.307
Hebner, Cody	2	2	3.62	58	0	0	0	4	9	74.2	57	31	30	3	4	41	78	1	5	.207
Holder, Trevor	4	7	6.39	25	16	0	0	0	0	100.0	138	76	71	13	4	35	55	1	4	.326
Hussey, John	2	3	6.49	35	2	0	0	0	1	59.2	80	54	43	10	2	24	32	0	5	.325
Jackson, Matt	6	4	5.83	17	16	1	0	0	0	88.0	115	63	57	11	3	18	58	0	0	.313
Lara, Robert	0	1	5.63	13	0	0	0	1	1	16.0	17	11	10	1	0	10	17	0	4	.279
Lloyd, Kyle	0	0	6.00	2	0	0	0	0	0	3.0	2	2	2	0	0	2	4	0	0	.182
Lollis, Matt	2	4	2.32	23	0	0	0	0	5	31.0	28	11	8	2	2	11	31	0	5	.239
Miller, Justin	0	0	27.00	1	0	0	0	0	0	1.0	5	3	3	2	0	1	0	0	1	.625
Morrow, Bryce	4	2	4.81	7	7	0	0	0	0	39.1	45	28	21	4	1	10	23	0	0	.281
Needy, James	10	5	3.76	27	27	0	0	0	0	134.0	144	70	56	11	8	51	98	0	7	.274
O'Grady, Dennis	3	7	3.86	54	0	0	0	10	13	70.0	70	35	30	4	2	29	69	1	10	.258
Quigley, Ryan	1	0	5.13	19	0	0	0	0	0	26.1	23	16	15	2	3	15	31	1	0	.232
Rea, Colin	0	5	6.07	15	9	0	0	0	0	43.0	43	34	29	3	4	39	45	1	6	.272
Rodriguez, Jeremy	0	0	27.00	1	0	0	0	0	0	0.1	1	1	1	1	1	0	0	0	0	.500
Street, Huston	0	0	0.00	1	1	0	0	0	0	1.0	0	0	0	0	0	0	0	0	0	.000
Whitmore, Travis	0	0	11.25	3	0	0	0	0	0	4.0	3	5	5	0	4	5	1	0	1	.231
Wisler, Matt	2	1	2.03	6	6	0	0	0	0	31.0	22	7	7	1	1	6	28	1	0	.196
Team Total	61	79	5.04	140	140	1	4	31	57	1231.2	1376	818	690	122	71	529	1028	10	85	.281




JAMIE QUIRK MANAGER

- Jamie Quirk joins the Padres organization as manager of Single-A Lake Elsinore after spending the previous two seasons as bench coach for the Chicago Cubs...2014 will mark his 42nd season in professional baseball.
- Prior to serving as bench coach for the Cubs, was the Houston Astros bullpen coach from 2010-11...served as a professional scout in 2009 and as third base coach for gold medal-winning Team USA in the 2009 World Cup in Europe...prior to 2009, served as bench coach for the Colorado Rockies for six seasons from 2003-08, all under manager Clint Hurdle...served as the Texas Rangers bullpen coach in 2002...began his Major League coaching

career in 1994 as bullpen coach for Kansas City, also serving as bench coach for the Royals from 1996-2001.

- Served as manager for the Royals for eight games in 1998 and for eight games during his six-year tenure with the Rockies.
- Played parts of 18 Major League seasons with the Royals (1975-76, 78-82, 85-88), Milwaukee (1977), St. Louis (1983), Chicago-AL (1984), Cleveland (1984), New York-AL (1989), Oakland (1989, 1990-92) and Baltimore (1989).
- Over his big league career, hit .240 (544-for-2266) with 100 doubles, 43 home runs and 247 RBI in 984 games, 525 as catcher...was a first-round selection (18th overall) by the Royals in the 1972 Draft.
- Member of the 1980 American League Champion Kansas City Royals, the 1985 World Champion Royals and the 1990 AL Champion Oakland Athletics.
- Resides with his wife, Anna, and their three children, Kindal, Kelly and Kemer, in Kansas City, Mo.



BRONSWELL PATRICK PITCHING COACH

- Bronswell Patrick enters his seventh season as a pitching coach in the San Diego system and his third overall with Lake Elsinore...spent the 2013 season with Tucson after two seasons with the Storm...spent the 2010 season with Single-A Fort Wayne.
- Made his coaching debut with the Rookie-Level Padres in 2008...his Peoria staff posted Arizona League-lows in walks (146) and home runs allowed (17).
- In 2012, guided a Storm pitching staff that led the California League in ERA (4.31) and WHIP (1.33).

Selected by Oakland in the 23rd round of the 1988 June Draft...a right-handed pitcher, he was 5-1 with one save and a 5.04 ERA in 38 games (three starts) over parts of two seasons with Milwaukee (1998) and San Francisco (1999)...following his big league career, pitched in the Mexican League and Chinese Professional Baseball League.


- On August 1, 1998, he hit a home run for the Brewers, who switched to the National League that season, becoming the first Brewers pitcher in nearly 40 years to hit a home run.
- Born September 16, 1970, Patrick resides in Phoenix, Ariz., and has two sons, Tavian and Kilian, and one daughter, Jayden.



JODY DAVIS HITTING COACH

- Jody Davis joins the Padres organization as hitting coach for Single-A Lake Elsinore in 2014.
- Previously served as manager for Single-A Boise of the Northwest League during the 2010 season in the Chicago Cubs organization after serving as minor league catching coordinator for the Cub's in 2009 and manager for Single-A Daytona from 2007-08...won the Florida State League title in 2008 with the Daytona Cubs...in his first stint as a minor league manager in 2006 for Single-A Peoria in the Cubs organization, led the Chiefs to a 75-64 record.
- Also managed Zulia in the Venezuelan Winter League in 2010 and was named manager of the year.

- Overall as a minor league manager from 2006-08 and 2010, posted a 239-244 record.
- Began his managerial career as the first-ever manager of the Calgary Outlaws in the Canadian Baseball League in 2003...led the Outlaws to a 24-13 record and the championship in 2003.
- Coached high school baseball, working as an assistant coach at Riverside Military Academy from 2004-05.
- The former catcher played parts of 10 Major League seasons with the Chicago Cubs (1981-88) and Atlanta Braves (1988-90), hitting .245 (877-for-3585) with 164 doubles, 11 triples, 127 home runs, 490 RBI and 364 runs scored in 1082 games played.
- A two-time All-Star with the Cubs, he also won a Rawlings Gold Glove in 1986, tossing out a modern Major League-record 73 attempted base stealers that season for the Cubs.
- Born November 12, 1956 in Gainesville, Ga., Davis now resides in Phoenix, Ariz.



WILL SINON ATHLETIC TRAINER

- Will Sinon is in his eighth season as Lake Elsinore's athletic trainer and 17th overall in San Diego's system.
- Earned California League Trainer of the Year honors for the 2008 campaign.
- Spent the 2006 season as athletic trainer at Triple-A Portland...served in the same capacity for Double-A Mobile from 2003-05, earning Southern League Trainer of the Year honors in 2003.
- Joined the Padres organization in 1998 as athletic trainer at Rookie-level Peoria and held that position through the 1999 season...also athletic trainer for the Pioneer League Champion Idaho Falls club in 2000 and Single-A Fort Wayne from 2001-02.

Is a Certified Athletic Trainer and Certified Strength and Conditioning Specialist (CSCS)...graduated from the University of La Verne with a degree in physical education.

- Born June 7, 1974, Sinon and his wife, Amy, daughter, Emily, and son, Matthew, reside in Ladera Ranch, Calif.



FORT WAYNE TINCAPS



MIDWEST LEAGUE (SINGLE-A)

2013 RECORD: 72-67 (.518)

2013 FINISH: 2nd (1st half); 7th (2nd half)

PRESIDENT/GM: Mike Nutter

P.R. CONTACT: Mke Couzens

PHONE/FAX: 260-482-6400 / 260-471-4678

WEBSITE: www.TinCaps.com

PADRES AFFILIATE SINCE: 1999

EASTERN DIVISION

BALLPARK INFO:

Parkview Field

Built in 2009 ~ Capacity 8100

1301 Ewing Street

Fort Wayne, IN 46802

AWARDS & HIGHLIGHTS

- Fort Wayne finished the season 72-67 overall and earned a playoff berth for the fifth consecutive season after they finished in second place in the Eastern Division during the first half of the season...the TinCaps knocked off the top-seeded Bowling Green Hot Rods (TB) two-games-to-none in the opening round, but were defeated by South Bend (ARI), two-games-to-one, in the Midwest League Eastern Division Championship Series.
- RHP Joe Ross, RHP Roman Madrid, C Dane Phillips and INF Luis Tejada were named to the 2013 Midwest League Mid-Season All-Star Team.
- LHP Max Fried (#8), RHP Zach Eflin (#11) and RHP Joe Ross (#14) were named Top Midwest League Prospects by Baseball America.
- RHP Zach Eflin led the Midwest League with a 2.73 ERA, becoming the first player to do so since the team's first year in 1993 when LaTroy Hawkins also accomplished the feat.

NOTABLE RANKINGS

- OF Mallex Smith led the Midwest League in stolen bases (64) and ranked third in runs scored (81).
- OF Alberth Martinez, who led the club in home runs (10), RBI (58) and total bases (171), ranked fifth in the league with a .478 slugging percentage.
- INF Max Tissenbaum struck out just once every 13.61 plate appearances, the second-lowest ratio in the league.
- RHP Zach Eflin ranked among the league leaders in many pitching categories, including: ERA (2.73, 1st), WHIP (1.19, 5th), lowest opponents batting average (.239, 4th), highest strikeouts/9 IP (7.58, 2nd) and fewest baserunners/9 IP (11.00, 4th).
- RHP Roman Madrid led the circuit with 22 saves, second with 41 games finished and third with 51 games pitched.
- RHP Chris Nunn led the league with 55 games pitched and second with 10 holds.

2013 FORT WAYNE TINCAPS BATTING STATISTICS

PLAYER	AVG	G	AB	R	H	2B	3B	HR	RBI	BB	IBB	SO	SB	CS	OBP	SLG	OPS	SF	SAC	HP	GDP	E
Adams, Brian	.211	100	351	43	74	17	3	6	45	19	1	134	17	8	.250	.328	.578	2	6	0	5	4
Adamson, Corey	.269	99	342	58	92	13	5	3	36	48	2	76	24	9	.363	.363	.726	4	6	5	6	3
Baltz, Jeremy	.268	43	168	18	45	11	1	5	33	7	0	37	4	0	.313	.435	.748	2	0	5	6	0
Bernard, Wynton	.200	5	15	1	3	0	1	0	3	1	0	5	1	1	.250	.333	.583	0	0	0	0	0
Bruguera, Reynaldo	.326	23	86	9	28	3	1	1	11	6	0	17	1	3	.370	.419	.788	0	1	0	0	9
Burke, Chris	.307	44	166	22	51	7	1	4	22	6	0	35	1	1	.363	.434	.796	1	3	9	3	13
Cabrera, Everth	.000	2	7	1	0	0	0	0	0	1	0	5	0	0	.125	.000	.125	0	0	0	0	0
Cabrera, Felix	.161	10	31	6	5	1	0	0	1	3	0	8	0	0	.235	.194	.429	0	0	0	0	1
Carmon, Stephen	.253	50	154	19	39	8	3	1	14	19	0	22	1	2	.341	.364	.704	3	3	3	0	14
Charles, Eric	.133	6	15	1	2	0	0	0	2	0	0	6	0	0	.133	.133	.267	0	0	0	1	1
Daal, Rodney	.271	79	269	30	73	13	2	8	39	14	0	58	6	4	.317	.424	.741	2	9	5	4	18
Del Castillo, Miguel	.129	9	31	1	4	0	0	0	3	3	0	6	0	0	.206	.129	.335	0	0	0	1	1
Domoromo, Luis	.233	59	215	26	50	9	5	4	30	14	0	44	3	1	.281	.377	.658	4	2	2	3	1
Goris, Diego	.266	96	361	43	96	19	1	6	52	16	5	47	1	0	.294	.374	.667	7	3	1	10	15
Martinez, Alberth	.277	97	358	63	99	24	9	10	58	39	1	68	10	4	.360	.478	.837	1	9	8	8	6
Miller, Ryan	.167	3	6	1	1	0	0	0	1	0	0	1	0	0	.167	.167	.333	0	0	0	0	0
Phillips, Dane	.281	58	224	34	63	15	2	5	23	19	1	53	1	0	.343	.433	.776	2	0	3	3	4
Quintana, Gabriel	.305	88	347	50	106	20	1	9	44	11	1	91	6	2	.334	.447	.781	2	0	5	3	27
Renfroe, Hunter	.212	18	66	6	14	5	0	2	7	4	1	23	0	0	.268	.379	.646	0	1	1	2	2
Smith, Mallex	.262	110	424	81	111	17	2	4	29	59	0	84	64	16	.367	.340	.707	1	11	12	4	4
Stubblefield, Tyler	.267	64	225	26	60	16	3	4	19	16	0	31	4	0	.317	.418	.735	1	6	1	5	9
Tejada, Luis	.227	112	423	44	96	19	4	2	37	19	1	92	18	5	.266	.305	.571	4	3	5	11	16
Tissenbaum, Maxx	.277	111	415	48	115	28	0	2	49	43	2	36	4	2	.365	.359	.724	8	5	19	8	19
TEAM TOTAL	.261	139	4700	632	1228	245	44	76	558	367	15	979	166	58	.323	.381	.704	44	68	84	83	187

SCOUTING & PLAYER DEVELOPMENT

2013 FORT WAYNE TINCAPS PITCHING STATISTICS																					
PLAYER	W	L	ERA	G	GS	CG	SHO	SV	SVO	IP	H	R	ER	HR	HB	BB	SO	BK	WP	AVG	
Cabrera, Erik	0	3	10.35	9	3	0	0	0	0	20.0	30	27	23	2	3	15	14	1	4	.361	
Campos, Leonel	2	1	2.23	28	0	0	0	5	6	36.1	19	9	9	2	1	22	63	0	7	.150	
Chabot, Matthew	6	1	5.31	29	0	0	0	0	3	61.0	65	43	36	6	5	21	57	0	8	.266	
Church, Joe	3	3	5.63	22	0	0	0	1	4	40.0	53	32	25	2	1	19	34	0	9	.321	
Eflin, Zach	7	6	2.73	22	22	0	0	0	0	118.2	110	53	36	7	4	31	86	0	7	.239	
Fried, Max	6	7	3.49	23	23	0	0	0	0	118.2	107	54	46	7	8	56	100	3	10	.249	
Goris, Diego	0	0	0.00	2	0	0	0	0	0	2.0	2	0	0	0	0	2	1	0	0	.250	
Gott, Trevor	2	2	2.56	27	0	0	0	4	5	31.2	23	11	9	1	2	12	33	0	1	.205	
Guerrero, Tayron	0	1	7.36	4	0	0	0	0	1	3.2	8	8	3	0	1	8	4	0	3	.471	
Guzman, Jorge	1	1	2.86	20	0	0	0	0	0	28.1	23	12	9	1	0	14	21	0	3	.213	
Hancock, Justin	5	1	1.73	12	12	0	0	0	0	67.2	54	20	13	0	2	20	44	0	3	.222	
Hussey, John	2	0	1.59	6	0	0	0	0	1	17.0	12	5	3	0	1	2	9	0	1	.185	
Kelly, Michael	2	1	5.00	15	0	0	0	0	1	18.0	17	10	10	1	2	12	16	0	4	.262	
Madrid, Roman	6	4	2.72	51	0	0	0	22	25	56.1	45	24	17	0	2	29	56	0	5	.216	
Mejia, Ruben	3	5	3.18	25	5	0	0	0	1	62.1	63	31	22	2	1	21	58	1	3	.263	
Nunn, Chris	8	2	2.77	55	0	0	0	9	11	65.0	62	23	20	3	3	30	66	0	4	.259	
Portillo, Adys	0	1	4.82	3	3	0	0	0	0	9.1	14	8	5	0	0	4	10	0	1	.350	
Rea, Colin	2	1	2.09	16	3	0	0	0	0	43.0	34	11	10	1	1	22	38	1	4	.218	
Reyes, Genison	3	1	7.07	13	0	0	0	0	2	14.0	16	15	11	0	1	15	5	0	2	.271	
Richardson, Josh	0	0	0.00	2	0	0	0	0	0	3.0	2	2	0	0	0	2	4	0	0	.182	
Rodriguez, Bryan	2	8	3.19	19	14	0	0	0	0	84.2	88	48	30	5	6	32	52	4	1	.269	
Ross, Joseph	5	8	3.75	23	23	0	0	0	0	122.1	124	55	51	7	5	40	79	0	4	.267	
Shepherd, Matthew	4	4	4.04	36	8	0	0	1	2	93.2	85	48	42	8	4	44	79	0	12	.240	
Weickel, Walker	3	6	5.04	24	23	0	0	0	0	110.2	125	72	62	8	8	43	82	0	5	.283	
Team Total	72	67	3.59	139	139	0	10	42	62	1227.1	1181	621	489	63	61	516	1011	10	101	.253	



MICHAEL COLLINS MANAGER

- Michael Collins joins the Single-A Fort Wayne TinCaps as manager after serving as manager for the Padres' Rookie-Level affiliate in 2013 and the club's Dominican Summer League affiliate in 2012, his managerial debut.
- For the past two offseasons, has managed his hometown team, the Canberra Cavalry of the Australian Baseball League...led the Cavalry to the 2012/2013 ABL Championship title in his first year as manager...led the club back to the ABL Championship series this past offseason, 2013/2014, as the Cavalry fell to the Perth Heat.
- The former catcher played in 10 professional seasons in the Los Angeles Angels (2001-08) and San Diego Padres (2009-10) organizations...was originally signed by the Angels as a non-drafted free agent in 2001.
- A native of Australia, he attended Daramalan College while playing for local club teams before beginning his professional playing career, including the Cavalry.
- Born July 18, 1984 in Canberra, Australia...resides in the winter in Chandler, Ariz.



BURT HOOTON PITCHING COACH

- Burt Hooton enters his second season with the Padres organization and second with Single-A Fort Wayne after joining in 2013 as pitching coach.
- Previously served as pitching coach for the Houston Astros' Triple-A affiliate for the past eight seasons in both Oklahoma City (2001-12), and Round Rock (2005-10)...also spent parts of five seasons (2000-04) as the Major League pitching coach for the Astros.
- Also served as pitching coach for the Round Rock Express in 2000 after three seasons as the pitching coach for the University of Texas, his alma mater, from 1997-99.
- Began his coaching career with Single-A Salem from 1988-89...later served as the pitching coach for Double-A San Antonio with the Dodgers organization from 1990-94 and coached the

1995-96 seasons with Triple-A Albuquerque.

- Played in the Majors Leagues for parts of 15 seasons with the Chicago Cubs (1971-75), Los Angeles Dodgers (1975-84) and Texas Rangers (1985).
- On April 16, 1972, as a 22-year-old rookie in his fourth big league start over two seasons, he tossed a no-hitter for the Cubs against Philadelphia.
- Over his 15 big league seasons, he compiled a 151-136 (.526) record with a 3.38 ERA (996 ER, 2652.0 IP) and 1,491 strikeouts against 799 walks in 480 games, 377 starts.
- Named a National League All-Star in 1981 with the Dodgers, Hooton also finished second in Cy Young Award voting in 1978 for Los Angeles, a year in which he went 19-10 with a 2.71 ERA (71 ER, 236.0 IP) over 32 starts with 10 complete games.
- Over 11 postseason starts, he was 6-3 with a 3.17 ERA (21 ER, 59.2 IP), including 3-3 in six World Series outings...was the winning pitcher in the clinching Game Six of the 1981 World Series for the Dodgers over the Yankees, and finished the 1981 postseason with a 4-1 record and a 0.82 ERA (3 ER, 33.0 IP) over five starts.
- Selected by the Chicago Cubs in the secondary phase of the 1971 Draft and made his Major League debut nine days later, fanning his first batter faced in future Hall of Famer Lou Brock...set a Cubs rookie record by striking out 15 batters in a game later that season.
- Resides in San Antonio, Texas, with his wife, Ginger...the couple has two grown children...nicknamed "Happy" Hooton from his former manager, Tommy Lasorda, because he seldom looked as if he were happy.



MORGAN BURKHART HITTING COACH

- Morgan Burkhardt enters his second season with the Padres organization and second as hitting coach for Single-A Fort Wayne after joining the club in 2013.
- Prior to joining the Padres, Burkhardt spent the previous seven coaching in the Independent Leagues, most recently as manager of the Windy City Thunderbolts of the Frontier League in 2012.
- Began his coaching career as hitting coach for the Calgary Vipers in 2007, continuing in that capacity through 2008 before being named manager of the Vipers for the 2009 season...in his managerial debut season with the Vipers, led the team to a league-best 49-27 record and the Golden Baseball League championship...over three seasons (2009-11) total as manager of Calgary, the club went 155-95.

- Began his professional playing career as an undrafted free agent in the Frontier League in 1995, playing for the Richmond Roosters from 1995-98...was named Most Valuable Player of the league his last three seasons with Richmond from 1996-98...named *Baseball America's* Independent Player of the Year in 1998 after winning the Frontier League triple crown with a .404 average, 36 homers and 98 RBI, with his 36 homers setting a league and modern Independent League record.
- Also set Frontier League records in average, RBI, runs (97), extra-base hits (55), slugging percentage (.557).
- Was named the 1999-2000 Mexican League MVP after leading the league in RBI (55), on-base percentage (.461) and slugging percentage (.591).
- Played in parts of three Major League seasons with the Boston Red Sox (2000-01) and Kansas City Royals (2003), hitting .248 (30-for-121) with five home runs, 23 RBI and 20 runs scored in 42 games played.
- A native of St. Louis, Mo., he graduated from Hazelwood West (Mo.) high school in 1990 and attended the University of Central Missouri where he was a member of the 1994 NCAA Division II National Championship team...served as an assistant coach for the University of Central Missouri in 1995.



RICKY HUERTA ATHLETIC TRAINER

- Ricky Huerta enters his fifth season with the Padres, having joined the organization in 2009...2014 will mark his second-straight season with Single-A Fort Wayne.
- Interned with the Padres in 2008 under head athletic trainer for the Major League club, Todd Hutcheson.
- Received his Bachelor's degree in athletic training from the University of La Verne.
- Born December 8, 1985 in Los Angeles, Calif., Huerta now resides in El Cajon, Calif., with his wife, Brittany, daughter, Juliana, and son, Jayden.

SCOUTING & PLAYER DEVELOPMENT

EUGENE EMERALDS



NORTHWEST LEAGUE (SHORT-A) SOUTH DIVISION

2013 RECORD: 27-49 (.355)

2013 FINISH: 3rd (1st half), 4th (2nd half)

GENERAL MANAGER: Allan Benavides

P.R. CONTACT: Matt Dompe

PHONE/FAX: 541-342-5367 / 541-342-6089

WEBSITE: www.emeraldsbaseball.com

PADRES AFFILIATE SINCE: 2001

BALLPARK INFO:

PK Park

Built in 2009 ~ Capacity 4,000+

2760 Martin Luther King Blvd.

Eugene, OR 97401

AWARDS & HIGHLIGHTS

- Eugene will be hosting the 2014 Northwest League All-Star Game at PK Park on Tuesday, August 5, the first time Eugene has ever hosted the All-Star game.
- OF Hunter Renfroe led the team in home runs (4) while Fernando Perez led the squad in RBI (27).
- The Emeralds ranked fourth in the Northwest League in attendance with 112,208 fans at PK Park in 2013.
- RHP Jimmy Brasoban, LHP Erik Schoenrock, INF Trae Santos, OF Ronnie Richardson and OF Hunter Renfroe were named to the 2013 Northwest League Mid-Season All-Star Team.
- OF Hunter Renfroe was also named the second-best prospect in the Northwest League by *Baseball America*, following the season.

NOTABLE RANKINGS

- OF Ronnie Richardson ranked among the Northwest League leaders in several offensive categories, including: batting average (.298, 3rd), on-base percentage (.475, 1st), slugging percentage (.444, 2nd) and walks (38, 3rd).
- RHP Adam Cimber ranked among the league leaders in many of the closer categories including: saves (10, 4th), games played (28, T-1st), games finished (22, 3rd), lowest opponents batting average by a reliever (.216, 4th), lowest BB/9 IP by a reliever (1.42, 3rd) and fewest baserunners/9 IP by a reliever (9.66, 2nd).

2013 EUGENE EMERALDS BATTING STATISTICS

PLAYER	AVG	G	AB	R	H	2B	3B	HR	RBI	BB	IBB	SO	SB	CS	OBP	SLG	OPS	SF	SAC	HP	GDP	E
Bass, Michael	.234	51	171	21	40	8	0	0	16	16	0	34	7	1	.300	.281	.581	2	2	1	7	13
Bernard, Wynton	.250	39	136	19	34	5	1	1	10	18	0	33	7	4	.333	.324	.657	4	2	1	3	2
Blanco, Felipe	.209	52	148	11	31	10	2	2	11	12	0	48	5	3	.276	.345	.621	1	4	2	6	14
Brito, Malquiel	.239	32	113	13	27	6	0	4	12	4	0	34	1	1	.269	.398	.667	1	1	1	2	1
Bruguera, Reynaldo	.154	5	13	1	2	0	0	0	0	2	0	5	1	0	.353	.154	.507	0	0	2	0	0
Charles, Eric	.000	2	4	0	0	0	0	0	0	0	0	1	0	0	.333	.000	.333	0	0	2	0	0
Charles, Henry	.239	60	205	26	49	10	1	4	21	9	0	47	3	2	.296	.356	.652	1	2	8	6	3
Davis, Marcus	.176	35	102	5	18	3	0	0	8	9	0	24	2	1	.252	.206	.458	2	0	2	5	2
Del Castillo, Miguel	.238	16	42	3	10	1	0	1	4	3	0	8	0	1	.289	.333	.622	0	1	0	0	2
Filpo, Fabel	.107	10	28	0	3	1	0	0	1	3	0	5	0	0	.242	.143	.385	0	0	2	1	0
Goree, Jalen	.067	6	15	0	1	0	0	0	0	0	0	3	0	0	.067	.067	.133	0	0	0	0	1
Jensen, Chase	.162	38	117	8	19	2	0	1	6	10	0	36	0	0	.252	.205	.457	0	1	4	2	5
Kreuter, Cade	.000	2	6	0	0	0	0	0	0	0	0	4	0	0	.000	.000	.000	0	0	0	0	0
Lopez, Yair	.077	12	26	1	2	0	0	0	1	0	0	5	0	1	.077	.077	.154	0	0	0	1	1
Masiello, Danny	.167	2	6	0	1	0	0	0	0	0	0	2	0	0	.167	.167	.333	0	0	0	0	0
Miller, Michael	.194	38	124	9	24	5	0	1	7	10	0	16	0	0	.275	.258	.533	0	0	4	6	6
Miller, Ryan	.245	43	139	12	34	6	1	0	9	13	0	31	3	1	.316	.302	.618	1	0	2	3	0
Moreno, Edwin	.182	39	132	10	24	9	0	0	9	4	0	39	1	1	.203	.250	.453	2	1	0	3	1
Perez, Fernando	.213	59	211	15	45	9	1	3	27	15	1	68	0	1	.270	.308	.578	2	0	2	6	16
Renfroe, Hunter	.308	25	104	20	32	9	0	4	18	5	0	26	2	0	.333	.510	.843	2	0	0	1	1
Reyes, Franmil	.205	12	44	4	9	1	0	1	4	1	0	10	0	0	.222	.295	.518	0	0	0	3	2
Richardson, Ronnie	.298	48	151	24	45	14	1	2	13	38	0	37	7	8	.475	.444	.919	1	3	14	1	4
Santos, Trae	.248	56	210	18	52	15	0	3	20	12	1	58	1	0	.304	.362	.666	0	1	5	6	7
Tate, Donavan	.213	23	75	6	16	4	2	0	6	11	0	29	3	1	.330	.320	.650	0	0	2	4	0
Torres, Anthony	.196	53	168	19	33	4	1	0	8	13	0	46	0	2	.273	.232	.505	1	1	5	5	13
TEAM TOTAL	.221	76	2490	245	551	122	10	27	211	208	2	649	43	28	.295	.311	.605	20	19	59	71	112

SCOUTING & PLAYER
DEVELOPMENT



SCOUTING & PLAYER DEVELOPMENT

2013 EUGENE EMERALDS PITCHING STATISTICS

PLAYER	W	L	ERA	G	GS	CG	SHO	SV	SVO	IP	H	R	ER	HR	HB	BB	SO	BK	WP	AVG
Beatty, Max	0	1	13.50	5	0	0	0	0	1	6.0	12	9	9	0	1	3	4	0	3	.400
Brasoban, Jimmy	2	3	4.17	13	13	0	0	0	0	58.1	44	33	27	10	4	23	39	4	5	.212
Cabrera, Erik	1	7	4.32	21	10	0	0	0	0	58.1	59	41	28	2	1	40	55	0	10	.254
Cimber, Adam	3	1	2.56	28	0	0	0	10	13	31.2	25	10	9	2	2	7	27	0	2	.216
Cowgill, Coby	3	2	2.78	17	7	0	0	0	1	55.0	46	21	17	3	2	20	62	1	4	.221
De La Cruz, Vladimir	0	3	5.89	8	5	0	0	0	0	18.1	27	16	12	4	4	20	20	2	3	.360
Del Castillo, Miguel	0	0	0.00	1	0	0	0	0	0	0.1	0	0	0	0	0	0	0	0	0	.000
Enloe, Jeffrey	2	3	6.75	18	6	0	0	0	0	41.1	49	36	31	4	3	18	44	1	3	.290
Fry, Brandon	0	2	4.15	11	0	0	0	0	0	13.0	14	6	6	0	0	9	11	0	3	.286
Gomez, Jairo	0	2	5.25	18	0	0	0	0	0	24.0	23	17	14	1	6	19	30	1	4	.250
Gott, Trevor	0	0	2.08	4	0	0	0	0	0	4.1	4	2	1	0	0	3	8	0	0	.250
Guerrero, Tayron	1	4	4.50	15	3	0	0	0	1	32.0	24	21	16	1	4	25	35	0	6	.209
Guzman, Jorge	2	0	0.00	4	0	0	0	2	2	5.0	2	0	0	0	0	0	7	0	1	.118
Hale, Tyler	3	3	5.32	12	2	0	0	0	0	22.0	24	13	13	4	6	12	17	1	0	.286
Kelly, Michael	1	1	6.10	18	0	0	0	0	2	38.1	36	37	26	2	6	35	33	0	13	.257
Livengood, Justin	0	1	5.87	5	0	0	0	0	1	7.2	8	5	5	0	2	5	13	0	3	.250
Lloyd, Kyle	4	1	2.30	19	0	0	0	0	0	47.0	42	18	12	5	0	15	51	0	2	.237
Miller, Christian	0	0	1.80	2	1	0	0	0	0	5.0	5	1	1	1	0	2	3	0	0	.278
Mutz, Nick	0	0	3.86	3	0	0	0	0	0	7.0	7	4	3	2	1	2	9	0	0	.241
Reyes, Genison	1	2	3.53	25	0	0	0	0	1	35.2	34	18	14	1	6	13	37	0	7	.241
Richardson, Josh	1	2	2.43	24	0	0	0	2	4	33.1	29	10	9	1	2	12	30	0	0	.236
Rizzotti, Tony	1	2	3.86	11	1	0	0	0	1	21.0	23	9	9	2	0	6	22	0	2	.274
Schoenrock, Erik	2	3	2.51	14	14	0	0	0	0	57.1	48	19	16	1	1	15	52	1	5	.227
Verbitsky, Bryan	0	6	4.01	14	14	0	0	0	0	49.1	42	25	22	2	2	38	47	0	2	.239
Team Total	27	49	4.02	76	76	0	8	14	27	671.1	627	371	300	48	53	342	656	11	78	.247



ROBBIE WINE MANAGER

- Robbie Wine joins the Padres organization as manager of Short-Season Eugene after spending the previous nine years as the head coach of the Penn State Nittany Lions.
- Led Penn State to the Big Ten Tournament twice in 2011 and 2012.
- Prior to joining the Nittany Lions, served as the assistant coach for Oklahoma State University from 1997-2004...also served as bullpen and catching instructor for the Milwaukee Brewers from 1992-93 and roving catching instructor for the Brewers from 1994-96...made his coaching debut with the Miami Miracle of the Single-A Florida State League as hitting and third base coach in 1991.
- Former first-round selection (eighth overall) of the 1983 Draft by the Houston Astros out of Oklahoma State University, the second-highest pick ever for Oklahoma State.
- At Oklahoma State, was a two-time All-American catcher, playing on three teams that made it to the College World Series, including a second-place finish in 1981...was inducted into the Oklahoma State Hall of Fame in 1993.
- Played parts of two Major League seasons with the Astros from 1986-87, seeing action in 23 total games.
- Born July 13, 1962 in Philadelphia, Wine is the son of former Philadelphia Phillies shortstop Bobby Wine, who spent over 40 years in professional baseball, including 12 at the Major League level with the Phillies (1960, 62-68) and Montreal Expos (1969-72).
- Wine graduated from Methacton High School in Fairview Village, Pa., and went back to school while coaching at Oklahoma State to earn his bachelor's degree in 2002.
- Now resides in Amarillo, Texas, with his wife, Dawna, and daughter, Piper...Robbie also has a son, Cory, daughter, Mackenzie, and two grandsons: Brady and Max.

SCOUTING & PLAYER DEVELOPMENT



NELSON CRUZ PITCHING COACH

- Nelson Cruz enters his fourth season in the Padres organization and third with Eugene, returning to the Emeralds after spending the 2013 season as pitching coach for the club's Rookie-Level affiliate.
- Under his guidance in 2012, the Emeralds pitching staff led the Northwest League in wins (47), ERA (3.00), innings pitched (683.0), strikeouts (647) and WHIP (1.25) while ranking tied for second in saves (23)...the club also allowed the fewest base hits (588) and second-fewest home runs (32)...in 2011, he helped lead an Emeralds pitching staff that ranked third in the Northwest League in ERA (3.79) and second in strikeouts (644) and WHIP (1.31).
- Following the 2012 season was honored with the Jack Krol Award for his contributions to Padres' player development.
- The right-hander played parts of six Major League seasons with the Chicago White Sox (1997), Detroit Tigers (1999-2000), Houston Astros (2001-02) and Colorado Rockies (2003), going 15-23 with a 5.04 ERA (195 ER/348.1 IP) and 277 strikeouts against 109 walks over 204 games (18 starts) in his big league career.
- Was originally signed by the Montreal Expos as a non-drafted free agent in 1989.
- In 2000, was traded by the Tigers along with Doug Brocail and former Padres' Special Assistant to Baseball Operations Brad Ausmus to Houston in exchange for Roger Cedeno, Chris Holt and Mitch Meluskey.
- Born September 13, 1972 in the Dominican Republic, Cruz attended Liceo Jose Castellanos in the DR...resides with his wife, Dilicea, son Nelson Jr., and daughter, Dileiny.



HOMER BUSH HITTING COACH

- Homer Bush re-joins the Padres organization and returns to the field as hitting coach for Short-Season Eugene after spending the previous seven years working in the private sector.
- Signed by the Padres as seventh-round selection in the 1991 First-Year Player Draft out of East St. Louis High School (IL)...played parts of six minor league seasons in the Padres organization, named minor league player of the year in 1993, before being traded in April of 1997 with players to be named and OF Gordon Amerson to the New York Yankees in exchange for RHP Rafael Medina and OF Ruben Rivera and cash considerations...the Padres later sent RHP Hideki Irabu and OF Vernon Maxwell to the Yankees to complete the trade.
- Made his Major League debut with the Yankees in 1997 and played in parts of two seasons for New York, including the World Champion 1998 team, before being traded to the Toronto Blue Jays with LHPs Graeme Lloyd and David Wells in exchange for RHP Roger Clemens.
- Overall played in parts of seven Major League seasons with the Yankees (1997-98, 2004), Blue Jays (1999-2002) and Florida Marlins (2002), hitting .285 (363-for-1274) with 50 doubles, five triples, 11 home runs, 115 RBI, 176 runs scored and 65 stolen bases in 409 games played.
- A native of East St. Louis, Ill., Bush now resides in Southlake, Texas.



MITCH MATTOON ATHLETIC TRAINER

- Mitch Mattoon enters his second season with the Padres organization and second as athletic trainer with Short-Season Eugene.
- Attended Concordia University of Irvine where he received his Bachelor's degree in athletic training...is also a Certified Athletic Trainer.
- A native of Anaheim, Calif., he was previously the head athletic trainer at John F. Kennedy High School in La Palma, Calif., where he currently resides.



PEORIA PADRES



ARIZONA LEAGUE (ROOKIE)

2013 RECORD: 28-26 (.519)

2013 FINISH: 2nd

PHONE: 623-486-7000

FAX: 623-486-6549

WEST DIVISION

BALLPARK INFO:

Peoria Sports Complex
8131 West Paradise Lane
Peoria, AZ 85382

AWARDS & HIGHLIGHTS

- The Arizona League Rookie Padres earned their first playoff appearance in 2013 since winning the AZL Championship in 2006 after they claimed the AZL West Division second-half championship...earned a 4-1 win in a ninth-inning, come-from-behind victory in their first-round playoff game against the AZL Angels at Tempe Diablo Stadium, but fell in the Arizona League Semi-Finals to the AZL Giants at Scottsdale Stadium.
- INF Franchy Cordero, DH Jose Urena, RHP Pete Kelich and LHP Payton Baskette were named to the 2013 Arizona League All-Star Team.
- INF Franchy Cordero (#3), OF Jose Urena (#5), INF Dustin Peterson (#15) and RHP Adrian De Horta (#17) were named AZL Top Prospects by *Baseball America*.

NOTABLE RANKINGS

- INF Franchy Cordero ranked among the Arizona League leaders in several offensive categories including: batting average (.333, 4th), slugging percentage (.511, T-1st) and triples (6, T-2nd).
- OF Jose Urena led the Arizona League circuit in home runs (9), total bases (97) and owned a share of the league lead in extra-base hits (25) while also ranking third in RBI (34) and slugging percentage (.508).
- RHP Pete Kelich led the Arizona League in wins (7), complete games (1), WHIP (0.76; 69 K against 1 BB), opponents batting average (.187), lowest BB/9 IP ratio (0.18) and fewest baserunners/9 IP (6.35) and ranked second in ERA (1.40), strikeouts (69) and strikeouts/9 IP (10.59) and third in innings pitched (58.0).
- RHP Sam Holland led the circuit in games finished (23) and ranked 2nd in saves (8).
- LHP Payton Baskette led the league in ERA (1.37) and fourth in opponents average (.207).

2013 PEORIA PADRES BATTING STATISTICS

PLAYER	AVG	G	AB	R	H	2B	3B	HR	RBI	BB	IBB	SO	SB	CS	OBP	SLG	OPS	SF	SAC	HP	GDP	E
Bauers, Jake	.282	47	163	22	46	8	2	1	25	14	0	31	2	0	.341	.374	.715	5	3	3	4	5
Belen, Carlos	.211	5	19	3	4	0	0	1	1	1	0	7	1	0	.286	.368	.654	0	0	1	1	1
Bernard, Wynnton	.400	3	10	1	4	0	0	0	3	0	0	3	2	1	.400	.400	.800	0	0	0	0	0
Boykin, Rod	.279	41	154	22	43	3	1	0	10	12	0	40	11	1	.358	.312	.670	0	0	7	2	3
Brito, Malquiel	.583	3	12	3	7	0	1	0	3	0	0	2	0	0	.583	.750	1.333	0	0	0	0	1
Bruguera, Reynaldo	.087	7	23	2	2	0	0	1	3	3	0	7	0	1	.192	.217	.410	0	0	0	1	1
Charles, Eric	.286	2	7	3	2	2	0	0	0	0	1	0	0	0	.375	.571	.946	0	0	1	1	1
Contreras, Anthony	.083	4	12	2	1	0	0	0	0	1	0	4	0	0	.154	.083	.237	0	0	0	1	1
Cordero, Franchy	.333	35	141	23	47	4	6	3	17	10	0	33	11	0	.381	.511	.891	2	2	2	0	11
Dial, Tyler	.271	23	70	18	19	5	0	0	13	6	0	14	2	0	.338	.343	.681	0	0	1	2	3
Ford, Adam	.212	31	85	11	18	2	2	0	3	9	0	23	5	1	.295	.282	.577	0	0	1	0	4
Galvez, Jonathan	.000	1	3	0	0	0	0	0	0	0	0	1	0	0	.000	.000	.000	0	0	0	0	0
Goree, Jalen	.309	16	55	9	17	3	1	0	8	4	0	12	2	0	.365	.400	.765	2	1	2	0	1
Jimenez, Miguel	.121	11	33	4	4	1	0	0	1	5	0	15	0	0	.231	.152	.382	1	0	0	0	0
Martinez, Cristhofer	.270	24	63	9	17	4	1	1	10	3	0	15	2	0	.303	.413	.716	0	1	0	1	3
Masiello, Danny	.100	11	10	0	1	0	0	0	0	1	0	2	0	0	.250	.100	.350	0	0	1	1	0
Medica, Tommy	.294	5	17	6	5	2	0	2	8	1	0	7	0	0	.333	.765	1.098	0	0	0	0	1
Minaya, Euri	.000	2	5	1	0	0	0	0	0	0	0	3	0	0	.000	.000	.000	0	0	0	0	0
Perez, Fernando	.417	4	12	3	5	1	0	1	4	1	0	2	0	0	.462	.750	1.212	0	0	0	0	0
Peterson, Dustin	.293	38	157	20	46	8	0	0	18	9	0	33	3	0	.337	.344	.681	3	0	3	6	14
Quintana, Gabriel	.333	6	21	4	7	2	0	0	3	1	0	4	0	0	.417	.429	.845	0	0	2	1	2
Reyes, Franmil	.315	45	165	24	52	12	2	3	30	20	0	39	5	5	.387	.467	.854	1	0	0	4	6
Ruiz, Jose	.224	33	107	10	24	6	2	0	16	2	0	25	0	0	.257	.318	.574	1	0	3	2	11
Smith, Mason	.209	37	129	13	27	11	2	0	11	14	0	45	3	1	.297	.326	.622	0	0	2	3	1
Urena, Jose	.257	49	191	32	49	11	5	9	34	22	0	54	1	2	.341	.508	.849	1	0	3	1	2
Valenzuela, Ricardo	.221	19	68	8	15	3	0	0	6	5	0	13	0	0	.274	.265	.539	0	0	0	3	2
VanMeter, Josh	.278	44	158	33	44	7	2	0	16	24	0	25	10	4	.378	.348	.726	1	1	2	6	11
TEAM TOTAL	.268	54	1890	286	506	95	27	22	243	168	0	460	60	16	.336	.381	.717	17	8	34	40	94

SCOUTING & PLAYER DEVELOPMENT

2013 PEORIA PADRES PITCHING STATISTICS

PLAYER	W	L	ERA	G	GS	CG	SHO	SV	SVO	IP	H	R	ER	HR	HB	BB	SO	BK	WP	AVG
Baskette, Payton	2	2	1.37	16	6	0	0	2	2	46.0	36	14	7	0	1	11	43	0	2	.207
Beatty, Max	1	1	3.09	16	0	0	0	1	2	23.1	25	12	8	0	0	5	23	0	4	.275
Bonine, Eddie	0	0	4.50	1	0	0	0	0	0	2.0	1	2	1	0	0	2	1	0	0	.143
Bostjancic, Cory	1	2	10.13	11	0	0	0	1	2	13.1	13	18	15	0	3	18	17	1	4	.277
Constanza, Alexander	0	1	2.45	3	1	0	0	0	0	7.1	6	5	2	0	0	3	6	0	0	.222
De Horta, Adrian	0	2	4.06	12	11	0	0	0	0	31.0	28	15	14	1	1	13	40	0	7	.241
De La Cruz, Vladimir	0	0	6.97	11	0	0	0	0	0	20.2	23	19	16	0	5	7	25	0	7	.277
Diaz, Malcom	2	0	13.98	16	0	0	0	0	0	18.2	15	30	29	1	4	35	16	2	28	.224
Gomez, Jairo	0	1	8.18	7	1	0	0	0	0	11.0	20	11	10	1	0	3	12	1	3	.408
Gonzalez, Greg	0	0	1.59	5	0	0	0	0	0	5.2	7	1	1	0	0	3	10	0	1	.292
Guerrero, Tayron	1	0	5.79	3	1	0	0	0	0	4.2	5	4	3	0	1	0	5	0	2	.263
Hale, Tyler	0	0	4.50	4	0	0	0	0	0	6.0	8	4	3	1	0	0	6	0	2	.333
Holland, Sam	2	2	2.25	27	0	0	0	8	10	32.0	35	10	8	0	2	6	34	0	3	.267
Kelich, Pete	7	1	1.40	13	10	1	0	1	1	58.0	43	14	9	1	1	1	69	1	5	.200
Liriano, Elvin	0	0	17.18	3	0	0	0	0	0	3.2	5	9	7	0	1	5	3	0	2	.313
Lockett, Andrew	0	0	11.57	3	0	0	0	0	0	2.1	5	3	3	0	0	2	2	0	1	.455
Long, Chris	0	0	0.00	1	0	0	0	0	0	1.0	0	0	0	0	1	1	1	0	0	.000
Marcano, Ivan	2	3	12.75	18	0	0	0	0	1	24.0	35	36	34	2	4	31	13	0	20	.354
Miller, Christian	3	1	9.87	7	0	0	0	0	0	17.1	24	22	19	0	2	6	10	1	6	.312
Oramas, Juan	0	0	1.29	2	2	0	0	0	0	7.0	6	1	1	0	0	2	15	0	3	.214
Rizzotti, Tony	0	0	19.29	2	0	0	0	0	0	2.1	5	5	5	0	0	3	0	0	0	.500
Russell, Griffin	0	1	6.30	9	3	0	0	0	0	20.0	22	16	14	1	4	13	24	0	3	.286
Santos, Wilson	0	0	4.80	23	0	0	0	0	1	30.0	32	26	16	0	2	21	27	3	15	.248
Severino, Miguel	1	4	8.85	9	6	0	0	0	0	20.1	25	21	20	3	5	26	17	0	8	.325
Stewart, Cam	4	5	4.15	13	13	0	0	0	0	52.0	51	35	24	2	8	23	40	2	5	.259
Valenzuela, Ricardo	0	0	0.00	1	0	0	0	0	0	0.1	1	0	0	0	0	0	0	0	0	.500
Yardley, Eric	2	0	1.89	12	0	0	0	2	3	19.0	15	5	4	0	1	2	18	0	1	.205
Team Total	28	26	5.09	54	54	1	2	15	22	479.0	491	338	271	13	46	242	477	11	132	.262



ROD BARAJAS MANAGER

- Rod Barajas joins the Padres organization as manager of the club's Rookie-Level affiliate after a 17-year playing career, including parts of 14 Major League seasons with the Arizona Diamondbacks (1999-2003), Texas Rangers (2004-06), Philadelphia Phillies (2007), Toronto Blue Jays (2008-09), New York Mets (2010), Los Angeles Dodgers (2010-11) and Pittsburgh Pirates (2012).
- The former catcher hit .235 (812-for-3460) with 187 doubles, one triple, 136 home runs, 480 RBI and 396 runs scored in 1,114 games played.
- Originally signed by the Diamondbacks as a minor league free agent in 1996...made his big league debut for the Diamondbacks in 1999 and was a member of the 2001 World Champion team.

- Played for Team Mexico in the 2009 World Baseball Classic.
- While with Toronto, was the Blue Jays' nominee for the 2009 Heart and Hustle Award.
- Graduated from Santa Fe High School (CA) and attended Cerritos Junior College in Norwalk, Calif.
- A native of Ontario, Calif., Barajas was born on September 5, 1975...he and his wife, Stacie, reside in Rancho Santa Fe, Calif., with their eight children: Andrew, Bryce, Rod Jr., Jace, Aunalilia, Aubrielle, Starlette and Emiko.



DAVE RAJSICH PITCHING COACH

- Dave Rajsich enters his 15th year with the Padres organization, returning as pitching coach for the club's Rookie-Level affiliate in 2014...spent the 2013 season with Short-Season Eugene after spending 2011-12 with Rookie-Level Peoria.
- Before returning to Peoria in 2011, spent the 2010 season as the pitching coach for Single-A Lake Elsinore and was named the California League Coach of the Year after the Storm's pitching staff led the league in ERA (3.83), WHIP (1.30) and allowed the least amount of hits and home runs...also coached RHP Brad Brach to CL Pitcher of the Year honors after he set the league record with 41 saves.
- Joined the San Diego system in 2000 as pitching coach at Double-A Mobile, a position he held through the 2001 season...has also served as pitching coach at Triple-A Portland (2002), Short-A Eugene (2003-04, 2008), Single-A Lake Elsinore (2005, 09-10) and Rookie-level Peoria (2006-07) during his tenure with the organization.
- Prior to joining the Padres, served as a pitching coach in Pittsburgh's minor league system for eight seasons from 1992-99...handled the staffs at Single-A Augusta (1992), Single-A Salem (1993-94), Double-A Carolina (1995, 1998), Triple-A Calgary (1996-97) and Rookie-level Bradenton (1999).
- Began his coaching career with Milwaukee as pitching coach at Single-A Beloit for the 1990-91 seasons.
- Signed as a free agent by the New York Yankees in November of 1974...made his big league debut in 1978 and went 3-4 with two saves and a 4.60 ERA in 55 career games (six starts) over parts of three Major League seasons with the Yankees (1978) and Texas Rangers (1979-80)...also appeared in 23 games with the Hiroshima Carp in 1984.
- Born September 28, 1951, Rajsich resides in Goodyear, Ariz.



CARLOS SOSA HITTING COACH

- Carlos Sosa enters his second season as a coach with the Padres organization and second with the club's Rookie-Level affiliate.
- Made his coaching debut with Peoria in 2013 after a professional playing career which spanned 12 seasons, including two seasons with the Padres organization.
- Over 829 minor league games total in his career, he hit .269 (784-for-2910) with 159 doubles, 29 triples, 69 home runs, 429 RBI and 429 runs scored.
- Originally signed by the San Francisco Giants as a non-drafted free agent in January of 2001.
- After signing with the Padres as a minor league free agent in August of 2011, hit .312 (29-for-93) in 28 games for Double-A San Antonio, helping the Missions capture the 2011 Texas League Title.
- A native of the Dominican Republic, he resides in New York in the offseason.



TIM WORRELL REHAB PITCHING COACH

- Tim Worrell returns for his fourth season in the Padres organization and fourth with the club's Rookie-Level affiliate in Peoria, Ariz.
- Spent parts of the 2012 season as pitching coach for Double-A San Antonio.
- Made his coaching debut in his return to the Padres organization in 2011 after a 14-year Major League career.
- Originally signed by the Padres as a 20th round selection in the 1989 First-Year Player Draft, Worrell went 48-59 with a 3.97 ERA (429 ER, 973.2 IP), 71 saves and 758 strikeouts against 366 walks over 678 games, 49 starts, with the Padres (1993-97), Detroit Tigers (1998), Cleveland Indians (1998), Oakland Athletics (1998), Baltimore Orioles (2000), Chicago Cubs (2000), San Francisco Giants (2001-03, 06), Philadelphia Phillies (2004-05) and Arizona Diamondbacks (2005).
- Recorded 38 saves for the Giants in 2003, tied for eighth most all-time on the club's list.
- Was traded with current Padres' bench coach Dave Roberts from Detroit to Cleveland in 1998.
- Born July 5, 1967 in Pasadena, Calif., Worrell graduated from Maranatha High School in 1985 and attended Biola University...resides in Phoenix, Ariz., with his wife, Misty, and six sons: Kaleb, Austin, Tyler, Jordan, Wyatt and Ryan...is the brother of former big league reliever Todd Worrell.

SCOUTING & PLAYER DEVELOPMENT



DAMION EASLEY REHAB HITTING COACH

- Damion Easley returns for his third season with the Padres organization and third with Peoria.
- The former All-Star infielder hit .253 (1386-for-5484) over parts of 17 Major League seasons in his career, compiling 287 doubles, 27 triples, 163 home runs, 684 RBI, 735 runs scored and 88 stolen bases in 402 games played with the California Angels (1992-96), Detroit Tigers (1996-2002), Tampa Bay Devil Rays (2003), Florida Marlins (2004-05), Arizona Diamondbacks (2006) and New York Mets (2007-08)...was originally signed as a 30th-round selection by the Angels in the 1988 First-Year Player Draft.

• Born November 11, 1969 in New York, NY, he graduated from Lakewood (CA) High School in 1987...played baseball at Long Beach (CA) City College in 1987 and 1988...was named to the All-South Coast Community College Conference and All-Southern California first teams...in addition, he was his team's Most Valuable Player and a second-team All-State selection.

- He and his wife, Dawn, reside in Glendale, Ariz., and have three sons, Rocky, Nathaniel and Jayce, and one daughter, Jazmin.



WADE YAMASAKI ATHLETIC TRAINER

- Wade Yamasaki is in his 14th season as an athletic trainer in the Padres system.
- Returns for his second season with Rookie-Level Peoria after spending the previous four seasons with the club's Triple-A affiliate in Portland and Tucson.
- Served as athletic trainer for Double-A San Antonio in 2007-08...named Texas League Trainer of the Year for the 2008 campaign.
- Worked in the same capacity for Rookie-level Peoria during the 2004-06 seasons...began his career as an intern with the San Diego Padres training staff in 2000 before being named the athletic trainer for Short-A Eugene in 2001...held that role through the 2003 season.

- Was the Arizona Fall League athletic trainer in 2007 and 2011.
- Graduated from Mililani (HI) High School and earned a Bachelor of Science degree in athletic training from the University of Hawaii at Manoa.
- Yamasaki and his wife, Jodi, have one daughter, Arie, and one son, Jett, and reside in Surprise, Ariz.

OVERALL #1 DRAFT SELECTIONS TO APPEAR WITH THE PADRES

Since the Padres first season in 1969, the franchise has seen a total of seven No. 1 overall draft choices play in a Padres uniform.

DRAFT	PLAYER	ORIGINAL TEAM	YEARS WITH PADRES
1970	Mike Ivie (1B)	San Diego	1971, 1974-1977
1972	Dave Roberts (3B)	San Diego	1972-75, 1977-78
1974	Bill Almon (INF)	San Diego	1974-1979
1984	Shawn Abner (OF)	New York (NL)	1987-1991
1988	Andy Benes (RHP)	San Diego	1989-1995
1992	Phil Nevin (INF)	Houston	1999-2005
2000	Adrian Gonzalez (1B)	Florida	2006-2010



SCOUTING & PLAYER DEVELOPMENT

DOMINICAN SUMMER LEAGUE PADRES



DOMINICAN SUMMER LEAGUE (ROOKIE)

2013 RECORD: 26-43 (.377)

2013 FINISH: 7th

PHONE: 809-685-5000

FAX: 809-730-1600

BALLPARK INFO:

Padres Dominican Republic Baseball Park

Najayo, San Cristobal

Dominican Republic

2013 DOMINICAN PADRES BATTING STATISTICS

PLAYER	AVG	G	AB	R	H	2B	3B	HR	RBI	BB	IBB	SO	SB	CS	OBP	SLG	OPS	SF	SAC	HP	GDP	E
Barahona, Luis	.300	56	213	30	64	9	3	0	21	26	1	41	16	6	.384	.371	.755	2	4	4	2	4
Belen, Carlos	.247	64	231	34	57	9	4	7	27	26	1	60	5	6	.336	.411	.747	2	0	6	6	27
Beltre, Moises	.000	2	7	0	0	0	0	0	0	0	0	3	0	0	.000	.000	.000	0	0	0	0	1
Bravo, Daniel	.220	60	200	30	44	7	2	1	11	18	0	48	6	7	.307	.290	.597	0	4	7	2	26
Brito, Malquiel	.233	14	60	7	14	2	1	0	8	4	0	9	1	1	.292	.300	.592	0	0	1	2	1
Castillo, Fabian	.259	34	112	8	29	4	0	0	10	6	0	12	0	1	.314	.295	.609	0	2	3	3	5
Contreras, Ronaldo	.242	59	211	26	51	16	0	6	29	25	0	78	4	4	.337	.403	.740	1	0	6	1	6
De La Cruz, Wilfri	.298	28	94	13	28	10	2	0	11	9	0	19	1	1	.371	.447	.818	0	0	2	5	6
Diaz, Yorky	.227	31	88	8	20	2	0	0	10	9	1	30	0	3	.293	.250	.543	2	0	0	0	1
Lantigua, Jonas	.273	64	238	22	65	15	2	1	38	24	0	55	0	2	.348	.366	.714	1	0	4	8	10
Lendor, Moises	.290	28	69	11	20	2	0	0	2	7	0	24	2	3	.364	.319	.682	0	1	1	0	5
Minaya, Euri	.182	42	154	22	28	5	1	5	15	16	0	74	0	1	.287	.325	.611	1	0	7	0	4
Munoz, Cristian	.190	25	79	11	15	4	1	0	8	14	0	27	0	1	.319	.266	.585	0	0	1	3	3
Pena, Jhonatan	.297	41	155	23	46	11	2	0	13	15	0	32	9	4	.366	.394	.760	0	1	2	4	1
Pomare, Derwin	.270	49	152	30	41	5	4	0	13	21	0	25	3	2	.358	.355	.714	0	3	0	0	10
Ugueto, Elys	.148	39	122	11	18	1	1	0	12	15	0	37	1	4	.243	.172	.415	2	2	1	3	13
Vizcaino, Manuel	.204	29	98	12	20	2	0	0	5	10	0	35	0	2	.304	.224	.528	0	0	4	0	14
TEAM TOTAL	.245	69	2283	298	560	104	23	20	233	245	3	609	48	48	.330	.337	.667	11	17	49	39	159

2013 DOMINICAN PADRES PITCHING STATISTICS

PLAYER	W	L	ERA	G	GS	CG	SHO	SV	SVO	IP	H	R	ER	HR	HB	BB	SO	BK	WP	AVG
Carrillo, Jhonathan	2	2	3.07	22	3	0	0	1	1	41.0	29	25	14	2	3	24	30	1	10	.195
Constanza, Alexander	1	3	3.44	10	10	0	0	0	0	36.2	36	22	14	1	1	21	34	0	6	.259
Davis, Jose	1	0	2.25	8	0	0	0	0	1	8.0	6	4	2	0	3	8	8	0	3	.207
Diaz, Adonis	4	2	2.33	18	0	0	0	2	3	27.0	21	9	7	0	4	6	21	0	5	.219
Gonzalez, Cesar	2	2	5.12	20	0	0	0	5	6	19.1	16	21	11	0	5	19	21	0	8	.216
Gonzalez, Manuel	1	4	4.53	13	13	0	0	0	0	59.2	63	37	30	1	7	14	57	2	12	.257
Linares, Joel	0	2	4.22	13	13	0	0	0	0	49.0	31	27	23	3	2	40	36	1	11	.178
Liriano, Elvin	0	4	4.35	13	8	0	0	0	0	39.1	34	24	19	2	2	26	33	0	9	.236
Lora, Carlos	2	1	2.51	13	0	0	0	2	3	14.1	9	6	4	1	4	5	9	0	2	.173
Martinez, Deninson	1	2	2.55	10	0	0	0	1	2	17.2	21	13	5	0	2	4	15	1	1	.292
Montas, Ernesto	3	4	3.76	13	13	0	0	0	0	55.0	63	33	23	0	3	15	27	0	11	.286
Pena, Arturo	3	2	3.29	29	0	0	0	1	3	41.0	40	18	15	0	2	24	35	0	9	.268
Pomare, Derwin	0	0	0.00	1	0	0	0	0	0	1.0	0	0	0	0	0	2	0	0	0	.000
Ramirez, Emmanuel	1	3	8.92	24	0	0	0	0	0	36.1	36	51	36	1	6	49	41	0	18	.255
Ramos, Emmanuel	2	4	4.12	21	0	0	0	0	2	39.1	37	25	18	2	3	24	30	1	7	.262
Reyes, Manuel	0	0	27.00	6	0	0	0	0	0	4.0	2	13	12	0	1	16	4	0	10	.154
Reyes, Ramon	1	5	6.00	24	0	0	0	0	0	27.0	18	29	18	2	5	36	28	1	14	.189
Sanchez, Alejandro	2	1	3.98	23	0	0	0	0	2	31.2	27	25	14	1	7	30	29	1	11	.237
Ynfante, Starling	0	2	2.33	14	9	0	0	0	0	38.2	20	16	10	3	6	33	45	0	14	.152
TEAM TOTAL	26	43	4.21	69	69	0	2	12	23	586.0	509	398	274	19	66	396	503	8	161	.233



EVARISTO LANTIGUA **COORDINATOR, LATIN AMERICAN INSTRUCTION**

- Evaristo “Varo” Lantigua enters his eighth season with the Padres organization.
- Joined San Diego’s system in 2007 after managing the Oakland Athletics’ Dominican Summer League team for 12 seasons.
- Played three years professionally in the Athletics system.
- Born October 26, 1968 in Bonao, Dominican Republic, Lantigua resides in Santo Domingo with his wife Maria, son, Jonas, and daughters, Dolphy and Najelly.



MEL ROJAS **PITCHING COACH**

- Mel Rojas returns for his third season with the Padres organization as pitching coach of the Dominican Summer League affiliate.
- Prior to joining the Padres, previously served as a pitching coach in the league for the Washington Nationals for two seasons.
- Originally signed by the Montreal Expos as a non-drafted free agent in 1985, he went 34-31 with a 3.82 ERA (283 ER, 667.0 IP), 126 saves and 562 strikeouts against 254 walks in 525 relief appearances over parts of 10 Major League seasons with the Expos (1990-96, '99), Chicago Cubs (1997), New York Mets (1997-98), Los Angeles Dodgers (1999) and Detroit Tigers (1999).
- Enjoyed his best season in the Big Leagues in 1996 when he went 7-4 with a 3.22 ERA (29 ER, 81.0 IP), 36 saves and 92 strikeouts against 28 walks for the Expos.
- Is a member of one of the most well-known baseball families from the Dominican Republic, with his uncles including former big league manager Felipe Alou and former Major Leaguers Matty and Jesus Alou...is also a cousin of former big leaguer Moises Alou.
- Born May 7, 1966 in Haina, Dominican Republic, resides in Santo Domingo, Dominican Republic and has three children, Mel Jr., Giselle and Melvin...attended Liceo Manresa High School in Santo Domingo.



JACKSON QUEZADA **ASSISTANT PITCHING COACH**

- Jackson Quezada returns to the club’s Dominican Summer League affiliate for his third campaign...made his coaching debut with the Dominican Summer League Padres in 2012.
- Played professionally in the San Diego Padres organization for parts of five minor league seasons (2004-08, 2010)...went 18-13 with a 2.45 ERA (76 ER, 279.0 IP), 36 saves and 253 strikeouts against 70 walks in 143 games, 24 starts, in his career...missed the entire 2009 season after undergoing surgery on his right shoulder in June of 2009.
- Born August 9, 1986 in Elias Pina, Dominican Republic...resides in Santo Domingo, Dominican Republic with his wife, Ivania Martinez, son, Jackson Zaith, and daughter, Sorangel.



JOSE GUILLEN **INFIELD COACH**

- Jose Guillen enters his fifth season with the Padres and fifth with San Diego’s Rookie-Level affiliate in the Dominican Republic...served as manager for the 2011 season.
- Played parts of five minor league seasons in the Oakland Athletics organization.
- Began his coaching career with Oakland in 1997, remaining with the organization for another seven years.
- Coached in the New York Mets (2004-06) and Seattle Mariners (2007-09) organizations before coming to San Diego.
- Resides in Santo Domingo, Dominican Republic, with his wife, Ericka, son, Junior, and daughters: Perla, Patricia, Amy and Emily.



SCOUTING & PLAYER DEVELOPMENT



JULIO RAMIREZ **OUTFIELD COACH**

- Julio Ramirez returns for his third season in the Padres organization and third with the club's Dominican Summer League affiliate...made his coaching debut with the team in 2012.
- Was originally signed by the Florida Marlins as a non-drafted free agent in December of 1993...played professionally for 14 minor league seasons in the Marlins (1994-2000), Chicago White Sox (2001), Anaheim Angels (2002-03), Arizona Diamondbacks (2004), San Francisco Giants (2005) and New York Mets (2006) systems...played in the Mexican League in 2007 and Independent Leagues in 2010 before joining the Padres organization.
- Played in 84 Major League games across five seasons with the Marlins (1999), White Sox (2001), Angels (2002-03) and Giants (2005)...hit .167 (16-for-96) with a double, triple, home run,

11 RBI and 15 runs scored over his big league career.

- Born August 10, 1977 in San Juan de la Maguan, Dominican Republic, and attended Otilia Palaez School in Santo Domingo, Dominican Republic, where he still resides.



JHONALDO POZO **CATCHING INSTRUCTOR**

- Jhonaldo Pozo returns for his second season with the Padres after making his coaching debut as catching instructor for the club's Dominican Summer League affiliate last season.
- Was originally signed by the Padres as a non-drafted free agent in March 2007 out of the Dominican Republic.
- Over parts of five professional seasons playing in the Padres organization, he hit .207 (121-for-585) with 31 doubles, three triples, eight home runs, 73 RBI and 53 runs scored in 200 games played.
- Born March 28, 1989 in San Pedro de Macoris, Dominican Republic, where he still resides.

ADDITIONAL DOMINICAN SUMMER LEAGUE STAFF




Maritza Castro
Athletic Trainer



Juan Cabrera
Assistant Athletic Trainer



Jonathan Borges
Assistant Strength Coach



Jorge Gonzalez
Strength & Conditioning Coach

SCOUTING & PLAYER DEVELOPMENT

PADRES DOMINICAN REPUBLIC BASEBALL PARK

The San Diego Padres are setting new standards for Major League Baseball training facilities with their state-of-the-art Dominican Republic Baseball Park in Najayo, San Cristobal.

Officially opened on April 30, 2008, the complex serves as the hub of the Padres' Latin American operations where international players live and train year-round. The complex is also the home of the Dominican Summer League Padres. It served as the host location for the 2013 Padres' Instructional League.

The facility boasts two regulation-size playing fields and a half field, batting tunnels, covered pitching mounds, and a clubhouse containing Major League-caliber weight and training rooms. In addition, the complex has housing for over 60 players as well as managers and coaches and includes a kitchen and dining facilities. In an effort to create the ultimate facility, the Padres have incorporated on-site classrooms, a library and computer learning centers and have established a first-rate player education program.

In conjunction with the construction of its Dominican Republic Baseball Park, the Padres have pioneered a community outreach program aimed at improving the quality of basic public education in the Dominican Republic. The Padres have partnered with SDSU, UCSD, SurFuturo, USAID and the American Chamber of Commerce Dominican Republic to improve four local community schools and incorporate after-school programs for students.

Location: Najayo, San Cristobal, Dominican Republic

Design: HOK Sport

Local Architect: Jose Mella Febles & Assoc., S.A.

Construction Management: RALCO Construction Management Services

Contractors: Ing. Cristian Ciccone y Asociados, C. Por A.

Gross Sq. Footage: 15 acres (653,400 square feet)

Features:

- Two regulation-size playing fields
- One half field
- Batting tunnels
- 20,000 sq. ft. clubhouse
- 18,000 sq. ft. players residence
- 5,000 sq. ft. managers/coaches residence
- Administrative offices
- Weight and training rooms
- Dining hall
- Classrooms



SCOUTING & PLAYER
DEVELOPMENT



SCOUTING & PLAYER DEVELOPMENT

PADRES AFFILIATE HISTORY

ALL-TIME PADRES TRIPLE-A AFFILIATES

1969	Omaha	American Association	2001-10	Portland	Pacific Coast League
1970	Salt Lake City	Pacific Coast League	2011-13	Tucson	Pacific Coast League
1971-82	Honolulu	Pacific Coast League	2014-	El Paso	Pacific Coast League
1983-2000	Las Vegas	Pacific Coast League			

ALL-TIME PADRES DOUBLE-A AFFILIATES

1969	Elmira	Eastern League	1987-94	Wichita	Texas League
1972-75	Alexandria	Texas League	1995-96	Memphis	Southern League
1976-82	Amarillo	Texas League	1997-2006	Mobile	Southern League
1983-86	Beaumont	Texas League	2007-	San Antonio	Texas League

ALL-TIME PADRES HIGH-A AFFILIATES

1969	Key West	Florida State League
1970-71	Lodi	California League
1972	Kinston	Carolina League
1975-87	Reno	California League
1981-83	Salem	Carolina League
1983-94	Miami	Florida State League
1988-90	Riverside	California League
1991-92	High Desert	California League
1993-2000	Rancho Cuc.	California League
2001-	Lake Elsinore	California League

ALL-TIME PADRES LOW-A AFFILIATES

1985-92	Charleston	South Atlantic League
1989-94	Waterloo	Midwest League
1993-99	Clinton	Midwest League
1999-	Fort Wayne	Midwest League

ALL-TIME PADRES SHORT-A AFFILIATES

1969-70	Elmira	Eastern League
1970-72	Tri Cities	Northwest League
1973-82	Walla Walla	Northwest League
1980	Grays Harbor	Northwest League
1983-94	Spokane	Northwest League
2001-	Eugene	Northwest League

ALL-TIME PADRES ROOKIE AFFILIATES

1969	Salt Lake City	Pioneer League
1981	Bradenton	Gulf Coast League
1982	Sarasota	Gulf Coast League
1989-92	Scottsdale	Arizona Rookie League
1993-2000	Peoria	Arizona Rookie League
1995-2003	Idaho Falls	Pioneer League
2004-	Peoria	Arizona Rookie League

SCOUTING & PLAYER DEVELOPMENT

2013 FIRST-YEAR PLAYER DRAFT

RD.	PLAYER	POS.	B/T	HT	WT	SCHOOL	HOMETOWN
1.	Hunter Renfro	RF	R/R	6-2	215	Mississippi State (MS)	Crystal Springs, MS
2.	Dustin Peterson	SS	R/R	6-2	185	Gilbert High School (AZ)	Gilbert, AZ
CB-B.	Jordan Paroubeck	CF	S/R	6-2	190	Serra High School (CA)	San Mateo, CA
3.	Bryan Verbitsky	RHP	R/R	5-11	205	Hofstra University (NY)	Levittown, NY
4.	Mason Smith	CF	R/R	6-2	195	Rocky Mountain High School (ID)	Meridian, ID
5.	Josh Van Meter	SS	L/R	5-11	165	Norwell High School (IN)	Ossian, IN
6.	Trevor Gott	RHP	R/R	6-0	190	Kentucky (KY)	Lexington, KY
7.	Jake Bauers	1B	L/L	6-1	195	Marina High School (CA)	Huntington Beach, CA
8.	Adrian De Horta	RHP	R/R	6-3	185	South Hills High School (CA)	La Puente, CA
9.	Adam Cimber	RHP	R/R	6-2	180	University of San Francisco (CA)	Puyallup, WA
10.	Justin Livengood	RHP	R/R	6-3	215	UNC Wilmington (NC)	Warburg, NC
11.	Erik Schoenrock	LHP	R/L	6-2	200	Memphis (TN)	Collierville, TN
12.	Rod Boykin	CF	R/R	6-1	175	Edgewood Academy (AL)	Montgomery, AL
13.	Travis Remillard	RHP	R/R	6-0	200	Northeastern Oklahoma A&M (OK)	Norman, OK
14.	Ryan Miller	C	R/R	6-3	215	San Bernardino Valley College (CA)	Hemet, CA
15.	Tyler Dial	C	L/R	5-10	185	Gulf Coast CC (FL)	Phenix City, AL
16.	Payton Baskette	LHP	L/L	6-1	175	Grayson County College (TX)	Ft. Worth, TX
17.	Trae Santos	1B	L/L	6-1	235	Troy University (AL)	Barrigada, Guam
18.	Brandon Fry	LHP	L/L	6-3	195	Pearl River CC (MS)	Jacksonville, FL
19.	Christian Summers	SS	L/R	6-4	215	Angelo State (TX)	San Angelo, TX
20.	Michael Miller	C	R/R	6-2	200	Dallas Baptist (TX)	Mansfield, TX
21.	Connor Jones	RHP	R/R	6-2	200	Great Bridge High School (VA)	Chesapeake, VA
22.	Chase Jensen	SS	R/R	6-3	195	Oklahoma City University (OK)	Arlington, TX
23.	Christopher Long	RHP	R/R	6-2	190	Darton State College (GA)	Zebulon, GA
24.	Marcus Davis	LF	L/L	6-2	215	Florida State (FL)	Cincinnati, OH
25.	Tony Rizzotti	RHP	R/R	6-4	225	Tulane University (LA)	Arlington, TX
26.	Josh Richardson	RHP	R/R	6-0	175	Liberty University (VA)	Chesapeake, VA
27.	Michael Bass	2B	R/R	5-9	155	UNC Wilmington (NC)	Fairmont, NC
28.	Jace Chancellor	RHP	R/R	6-5	230	Lubbock Christian (TX)	Slaton, TX
29.	Kyle Lloyd	RHP	R/R	6-4	210	University of Evansville (IN)	Sacramento, CA
30.	Jason Jester	RHP	R/R	5-10	190	Texas A&M (TX)	Hallsville, TX
31.	Chris Okey	C	R/R	6-0	185	Eustis High School (FL)	Mt. Dora, FL
32.	Max Beatty	RHP	R/R	6-2	225	Pacific Lutheran University (WA)	Vancouver, WA
33.	Garrett Williams	LHP	L/L	6-3	195	Calvary Baptist Academy (LA)	Shreveport, LA
34.	Sean Carley	RHP	R/R	6-4	245	West Virginia University (WV)	Melbourne, FL
35.	Taylor Blair	RHP	R/R	6-3	185	Lexington Christian Academy (KY)	Nicholsville, KY
36.	Cornelius Copeland	SS	R/R	5-10	170	Lakewood High School (FL)	Saint Petersburg, FL
37.	Jeffery Enloe	LHP	L/L	6-5	215	Central Arkansas (AR)	Gonzales, LA
38.	Pete Kelich	RHP	R/R	6-2	185	Bryant University (RI)	Jackson, NJ
39.	Brock Carpenter	SS	R/R	6-3	200	Fife High School (WA)	Milton, WA
40.	Chris Thibideau	SS	R/R	5-11	175	Vauxhall High School (Canada)	Cole Harbour, NS

Players in **bold** signed or agreed to terms

CB-B: Competitive Balance-Round B selection



SCOUTING & PLAYER DEVELOPMENT

ALL-TIME FIRST ROUND DRAFT PICKS

YEAR	MONTH	PLAYER	POS.	YEAR	MONTH	PLAYER	POS.
1969	June	Randy Elliott	OF-INF	1987	June	Kevin Garner	RHP
1970	Jan.	John Scott	OF	1988	June	Andy Benes	RHP
	June	Mike Ivie	C	1989	June	None	
1971	Jan.	Dave Hilton	INF	1990	June	Robbie Beckett	LHP
		*John Grubb	OF	1991	June	Joey Hamilton	RHP
	June	Jay Franklin	RHP	1992	June	None	
1972	Jan.	Cliff Butcher	RHP	1993	June	Derrek Lee	INF
		*Rich Troedson	LHP	1994	June	Dustin Hermanson	RHP
	June	Dave Roberts	INF	1995	June	Ben Davis	C
1973	Jan.	Dave Wehrmeister	RHP	1996	June	Matt Halloran	INF
	June	Dave Winfield	OF	1997	June	Kevin Nicholson	INF
1974	Jan.	Tucker Ashford	INF	1998	June	Sean Burroughs	INF
	June	Bill Almon	INF	1999	June	Vince Faison	OF
1975	Jan.	Gene Richards	OF			Gerik Baxter	RHP
		*Juan Eichelberger	RHP			Omar Ortiz	RHP
	June	Mike Lentz	LHP	2000	June	Mark Phillips	LHP
1976	Jan.	Keith Miller	C	2001	June	Jake Gautreau	INF
		Bob Shirley	LHP	2002	June	Khalil Greene	INF
	June	Bob Owchinko	LHP	2003	June	Tim Stauffer	RHP
1977	Jan.	Kevin Chapman	RHP	2004	June	Matt Bush	INF
	June	Brian Greer	OF	2005	June	Cesar Carrillo	RHP
1978	Jan.	Don Johnson	LHP			*Cesar Ramos	LHP
	June	Andy Hawkins	RHP	2006	June	Matt Antonelli	INF
1979	Jan.	John Stevenson	INF			*Kylar Burke	OF
	June	Joe Lansford	INF	2007	June	Nick Schmidt	LHP
		Bob Geren	C			* Kellen Kulbacki	OF
1980	Jan.	Ricky McMullen	INF			* Drew Cumberland	SS
	June	Jeff Pyburn	OF			* Mitch Canham	C
1981	June	Kevin McReynolds	OF			* Cory Luebke	LHP
		Frank Castro	C			* Daniel Payne	OF
1982	Jan.	*Scott Parsons	RHP	2008	June	Allan Dykstra	INF
	June	Jimmy Jones	RHP			*Jaff Decker	OF
		*Kevin Towers	RHP			* Logan Forsythe	INF
1983	June	Ray Hayward	LHP	2009	June	Donavan Tate	OF
		*Craig Reid	INF	2010	June	# Karsten Whitson	RHP
1984	Jan.	Larry Martin	OF	2011	June	Cory Spangenberg	INF
		*Randell Byers	OF			Joe Ross	RHP
	June	Shane Mack	OF			*Michael Kelly	RHP
		*Robert Grandstaff	INF			*# Brett Austin	C
1985	June	Joey Cora	INF			*Jace Peterson	INF
1986	Jan.	Doug Brocail	RHP	2012	June	Max Fried	LHP
		*Brian Harrison	LHP			*Zach Eflin	RHP
	June	Thomas Howard	OF			*Travis Jankowski	OF
		*Pete Roberts	LHP			*Walker Weickel	RHP
				2013	June	Hunter Renfroe	OF

*Selected in the Secondary Phase

Did not sign

Players in **blue** reached the Majors with the Padres

SCOUTING & PLAYER DEVELOPMENT

2014 MINOR LEAGUE PLAYERS

ADAMS, BRIAN KEITH

OF

HT: 6-5 **WT:** 235 **B/T:** R/R **HOMETOWN:** Gainesville, GA
BORN: February 28, 1991 in Gainesville, GA **OPENING DAY AGE:** 23
HIGH SCHOOL: South Forsyth (GA) **COLLEGE:** University of Kentucky
HOW ACQUIRED: Signed as an eighth-round selection in the 2012 First-Year Player Draft
SIGNED BY: Mark Conner (Padres)

YR	CLUB	AVG	G	AB	R	H	2B	3B	HR	RBI	SH	SF	HP	BB	SO	SB	CS	OBP	SLG	E
2012	Eugene (A)	.321	12	28	7	9	2	0	3	7	0	0	0	4	12	4	1	.406	.714	0
2013	Fort Wayne (A)	.211	100	351	43	74	17	3	6	45	6	2	0	19	134	17	8	.250	.328	4
Minor League Totals		.219	112	379	50	83	19	3	9	52	6	2	0	23	146	21	9	.262	.256	4

ADAMSON, COREY JON

OF

HT: 6-1 **WT:** 200 **B/T:** L/R **HOMETOWN:** Bullsbrook, Australia
BORN: February 23, 1992 in Bullsbrook, Australia **OPENING DAY AGE:** 22
HOW ACQUIRED: Signed as a non-drafted free agent: July 2, 2008
SIGNED BY: Trevor Schumm and Randy Smith (Padres)
CAREER NOTES: 2008: Helped the Western Australia Under-16 team to the National Championship in January..Misc.: Father, Tony, was an inaugural inductee into Australia's Baseball Hall of Fame in 1998.

YR	CLUB	AVG	G	AB	R	H	2B	3B	HR	RBI	SH	SF	HP	BB	SO	SB	CS	OBP	SLG	E
2009	AZL Padres (R)	.143	15	49	4	7	1	0	0	4	1	0	1	4	17	0	0	.222	.163	1
2010	AZL Padres (R)	.283	36	138	18	39	7	2	0	19	1	1	3	14	34	2	5	.359	.362	3
	Eugene (A)	.119	14	42	4	5	0	0	0	5	0	1	1	6	17	1	2	.240	.119	1
2011	Fort Wayne (A)	.167	6	18	0	3	1	0	0	1	0	0	0	7	0	0	0	.167	.222	1
	AZL Padres (R)	.245	48	192	23	47	7	3	1	18	0	2	0	22	48	9	8	.319	.328	2
2012	Fort Wayne (A)	.111	29	81	7	9	1	0	1	5	2	2	0	15	17	2	5	.245	.160	0
	Eugene (A)	.240	66	233	26	56	9	4	1	24	4	0	5	25	48	15	9	.327	.326	7
2013	Fort Wayne (A)	.269	99	342	58	92	13	5	3	36	6	4	5	48	76	24	9	.363	.363	3
	Lake Elsinore (A)	.300	18	70	10	21	4	3	0	7	0	0	1	7	16	8	1	.372	.443	2
Minor League Totals		.239	331	1165	150	279	43	17	6	119	14	10	16	141	280	61	39	.327	.321	20

ALGER, BRANDON ALAN

LHP

HT: 6-2 **WT:** 195 **B/T:** L/L **HOMETOWN:** Leo, IN
BORN: July 4, 1991 in Fort Wayne, IN **OPENING DAY AGE:** 22
HIGH SCHOOL: Leo High School (IN) **COLLEGE:** Indiana Tech (IN)
HOW ACQUIRED: Signed as a 26th-round selection in the 2012 First-Year Player Draft
SIGNED BY: Mark Conner (Padres)

YR	CLUB	W-L	ERA	G	GS	CG	SHO	SV	IP	H	R	ER	HR	HB	BB	SO	WP	BK	AVG
2012	Eugene (A)	4-1	2.32	15	5	0	0	0	42.2	39	12	11	0	2	6	36	0	0	.242
2013	Lake Elsinore (A)	4-9	5.68	37	9	0	0	0	90.1	128	71	57	7	1	18	67	3	0	.331
Minor League Totals		8-10	4.60	52	14	0	0	0	133.0	167	83	68	7	1	24	103	3	0	.305

ARIAS, EMMANUEL

INF

HT: 6-1 **WT:** 215 **B/T:** R/R **HOMETOWN:** Enriquillo, DR
BORN: December 16, 1994 in Enriquillo, DR **OPENING DAY AGE:** 19
HOW ACQUIRED: Signed as a non-drafted free agent: October 5, 2013
SIGNED BY: Randy Smith, Felix Feliz and Martin Jose (Padres)

ASUNCION, LUIS ERNESTO

OF

HT: 6-4 **WT:** 205 **B/T:** R/R **HOMETOWN:** Santo Domingo, DR
BORN: February 27, 1997 in Santo Domingo, DR **OPENING DAY AGE:** 17
HOW ACQUIRED: Signed as a non-drafted free agent: November 1, 2013
SIGNED BY: Randy Smith, Felix Feliz and Ysrael Rojas (Padres)

* Led League + Tied for League Lead

SCOUTING & PLAYER
DEVELOPMENT



SCOUTING & PLAYER DEVELOPMENT

BALTZ, JEREMY MICHAEL

OF

HT: 6-3 **WT:** 205 **B/T:** R/R **HOMETOWN:** Vestal, NY
BORN: September 17, 1990 in Vestal, NY **OPENING DAY AGE:** 23
HIGH SCHOOL: Vestal High School (NY) **COLLEGE:** St. John's University (NY)
HOW ACQUIRED: Signed as a second-round selection in the 2012 First-Year Player Draft
SIGNED BY: Jim Bretz (Padres)

YR	CLUB	AVG	G	AB	R	H	2B	3B	HR	RBI	SH	SF	HP	BB	SO	SB	CS	OBP	SLG	E
2012	Eugene (A)	.281	70	263	44	74	16	2	5	43	2	1	7	33	43	12	2	.375	.414	2
2013	Fort Wayne (A)	.268	43	168	18	45	11	1	5	33	0	2	5	7	37	4	0	.313	.435	0
	Lake Elsinore (A)	.309	67	262	42	81	19	2	10	54	0	3	5	22	58	2	1	.370	.511	4
Minor League Totals		.289	180	693	104	200	46	5	20	130	2	6	17	62	138	18	3	.359	.456	6

BARAHONA, LUIS ALBERTO

OF

HT: 5-11 **WT:** 170 **B/T:** S/R **HOMETOWN:** Nuevo Tocumen, Panama
BORN: November 27, 1993 in Panama City, Panama **OPENING DAY AGE:** 20
HOW ACQUIRED: Signed as a non-drafted free agent: July 14, 2010
SIGNED BY: Robert Rowley and Felix Feliz (Padres)

YR	CLUB	AVG	G	AB	R	H	2B	3B	HR	RBI	SH	SF	HP	BB	SO	SB	CS	OBP	SLG	E
2011	DSL Padres (R)	.286	40	84	17	24	6	0	0	17	1	1	1	15	15	9	1	.396	.357	2
2012	DSL Padres (R)	.217	48	166	33	36	9	3	0	11	3	0	1	14	34	10	3	.282	.307	4
2013	DSL Padres (R)	.300	56	213	30	64	9	3	0	21	4	2	4	26	41	16	6	.384	.371	5
Minor League Totals		.268	144	463	80	124	24	6	0	49	8	3	6	55	90	35	10	.351	.346	11

BARBATO, JOHN EDWARD (JOHNNY)

RHP

HT: 6-2 **WT:** 185 **B/T:** R/R **HOMETOWN:** Miami, FL
BORN: July 11, 1992 in Miami, FL **OPENING DAY AGE:** 21
HIGH SCHOOL: Felix Varela (FL)
HOW ACQUIRED: Signed as a sixth-round selection in the 2010 First-Year Player Draft
SIGNED BY: Rob Sidwell and Bob Filotei (Padres)
CAREER NOTES: Misc: Played in the 2009 Under Armour All-American Baseball Game at Wrigley Field.

YR	CLUB	W-L	ERA	G	GS	CG	SHO	SV	IP	H	R	ER	HR	HB	BB	SO	WP	BK	AVG
2011	Eugene (A)	1-4	4.89	15	13	0	0	0	57.0	52	39	31	4	5	31	50	5	1	.248
2012	Fort Wayne (A)	6-1	1.84	48	0	0	0	3	73.1	52	23	15	4	2	31	84	4	0	.195
2013	Lake Elsinore (A)	3-6	5.01	49	7	0	0	14	88.0	90	54	49	8	6	33	89	1	0	.269
Minor League Totals		10-11	3.92	112	20	0	0	17	218.1	194	116	95	16	3	95	223	10	1	.240

BASKETTE, PAYTON SCOTT

LHP

HT: 6-0 **WT:** 165 **B/T:** L/L **HOMETOWN:** Benbrook, TX
BORN: October 1, 1993 in Fort Worth, TX **OPENING DAY AGE:** 20
HIGH SCHOOL: Western Hills (TX) **COLLEGE:** Grayson County CC (TX)
HOW ACQUIRED: Signed as a 16th-round selection in the 2013 First-Year Player Draft
SIGNED BY: Jeff Curtis (Padres)
CAREER NOTES: 2013: Led Arizona League in ERA (1.37) and was an All-Star.

YR	CLUB	W-L	ERA	G	GS	CG	SHO	SV	IP	H	R	ER	HR	HB	BB	SO	WP	BK	AVG
2013	AZL Padres (R)	2-2	1.37*	16	6	0	0	2	46.0	36	14	7	0	1	11	43	2	0	.207

BASS, MICHAEL RICHARD

INF

HT: 5-8 **WT:** 155 **B/T:** R/R **HOMETOWN:** Fairmont, NC
BORN: September 10, 1991 in Lumberton, NC **OPENING DAY AGE:** 22
HIGH SCHOOL: Fairmont (NC) **COLLEGE:** North Carolina-Wilmington (NC)
HOW ACQUIRED: Signed as a 27th-round selection in the 2013 First-Year Player Draft
SIGNED BY: Adam Bourassa (Padres)

YR	CLUB	AVG	G	AB	R	H	2B	3B	HR	RBI	SH	SF	HP	BB	SO	SB	CS	OBP	SLG	E
2013	Eugene (A)	.234	51	171	21	40	8	0	0	16	2	2	1	16	34	7	1	.300	.281	13

SCOUTING & PLAYER DEVELOPMENT

BAUERS, JAKOB CHRISTOPHER (JAKE)

INF

HT: 6-1 **WT:** 195 **B/T:** L/L **HOMETOWN:** Huntington Beach, CA
BORN: October 6, 1995 in Newport Beach, CA **OPENING DAY AGE:** 18
HIGH SCHOOL: Marina (CA)
HOW ACQUIRED: Signed as a seventh-round selection in the 2013 First-Year Player Draft
SIGNED BY: Josh Emmerick (Padres)

YR	CLUB	AVG	G	AB	R	H	2B	3B	HR	RBI	SH	SF	HP	BB	SO	SB	CS	OBP	SLG	E
2013	AZL Padres (R)	.282	47	163	22	46	8	2	1	25	3	5	3	14	31	2	0	.341	.374	5

BEATTY, MAXWELL EARL (MAX)

RHP

HT: 6-2 **WT:** 215 **B/T:** R/R **HOMETOWN:** Vancouver, WA
BORN: March 27, 1991 in Vancouver, WA **OPENING DAY AGE:** 23
HIGH SCHOOL: Fort Vancouver (WA) **COLLEGE:** Pacific Lutheran (WA)
HOW ACQUIRED: Signed as a 32nd-round selection in the 2013 First-Year Player Draft
SIGNED BY: Justin Baughman (Padres)
CAREER NOTES: 2011: Defeated testicular cancer.

YR	CLUB	W-L	ERA	G	GS	CG	SHO	SV	IP	H	R	ER	HR	HB	BB	SO	WP	BK	AVG
2013	AZL Padres (R)	1-1	3.09	16	0	0	0	1	23.1	25	12	8	0	0	5	23	4	0	.275
	Eugene (A)	0-1	13.50	5	0	0	0	0	6.0	12	9	9	0	1	3	4	3	0	.400
Minor League Totals		1-2	5.22	21	0	0	0	1	29.1	37	21	17	0	1	8	27	7	0	.306

BELEN, CARLOS REYNALDO

INF

HT: 6-1 **WT:** 213 **B/T:** R/R **HOMETOWN:** Santo Domingo, DR
BORN: February 28, 1996 in Santo Domingo, DR **OPENING DAY AGE:** 18
HOW ACQUIRED: Signed as a non-drafted free agent: July 2, 2012
SIGNED BY: Felix Feliz, Ysrael Rojas and Randy Smith (Padres)

YR	CLUB	AVG	G	AB	R	H	2B	3B	HR	RBI	SH	SF	HP	BB	SO	SB	CS	OBP	SLG	E
2013	DSL Padres (R)	.247	64	231	34	57	9	4	7	27	0	2	6	26	60	5	6	.336	.411	27
	AZL Padres (R)	.211	5	19	3	4	0	0	1	1	0	0	1	1	7	1	0	.286	.368	1
Minor League Totals		.244	69	250	37	61	9	4	8	28	0	2	7	27	67	6	6	.332	.408	28

BELTRE, MOISES

C

HT: 5-10 **WT:** 190 **B/T:** R/R **HOMETOWN:** Azua, DR
BORN: November 15, 1990 in Santo Domingo, DR **OPENING DAY AGE:** 23
HOW ACQUIRED: Signed as a minor league free agent: August 9, 2013
SIGNED BY: Carlos Bernhardt (Orioles)
CAREER NOTES: 2009: Originally signed by the Baltimore Orioles as a non-drafted free agent on October 14.

YR	CLUB	AVG	G	AB	R	H	2B	3B	HR	RBI	SH	SF	HP	BB	SO	SB	CS	OBP	SLG	E
2010	DSL Orioles1 (R)	.182	21	44	3	8	2	1	1	10	0	0	4	4	11	0	0	.308	.341	2
2011						Injured - Did not play														
2012						Injured - Did not play														
2013	DSL Padres (R)	.000	2	7	0	0	0	0	0	0	0	0	0	0	3	0	0	.000	.000	1
Minor League Totals		.157	23	51	3	8	2	1	1	10	0	0	4	4	14	0	0	.271	.294	3

BLANCO, FELIPE SALVADOR

INF

HT: 5-11 **WT:** 195 **B/T:** R/R **HOMETOWN:** Valverde, DR
BORN: December 9, 1993 in Valverde, DR **OPENING DAY AGE:** 20
HOW ACQUIRED: Signed as a non-drafted free agent: November 16, 2010
SIGNED BY: Randy Smith, Felix Feliz and Emenegildo Diaz (Padres)

YR	CLUB	AVG	G	AB	R	H	2B	3B	HR	RBI	SH	SF	HP	BB	SO	SB	CS	OBP	SLG	E
2011	AZL Padres (R)	.176	38	136	13	24	0	2	1	16	4	1	3	8	42	6	3	.236	.228	28
2012	AZL Padres (R)	.250	31	88	12	22	4	0	0	6	2	1	0	18	33	0	0	.374	.295	17
	Eugene (A)	.000	3	6	0	0	0	0	0	0	0	0	0	0	3	0	0	.000	.000	1
2013	Eugene (A)	.209	52	148	11	31	10	2	2	11	4	1	2	12	48	5	3	.276	.345	14
Minor League Totals		.204	124	378	36	77	14	4	3	33	10	3	5	38	126	11	6	.283	.286	60

SCOUTING & PLAYER
DEVELOPMENT



SCOUTING & PLAYER DEVELOPMENT

BOSTJANCIC, CORY MITCHELL

RHP

HT: 5-10 **WT:** 190 **B/T:** R/R **HOMETOWN:** Fairfax, CA
BORN: July 14, 1992 in Forest Knolls, CA **OPENING DAY AGE:** 21
HIGH SCHOOL: Sir Francis Drake High School (CA) **COLLEGE:** College of Marin (CA)
HOW ACQUIRED: Signed as a 15th-round selection in the 2012 First-Year Player Draft
SIGNED BY: Noah Jackson (Padres)

YR	CLUB	W-L	ERA	G	GS	CG	SHO	SV	IP	H	R	ER	HR	HB	BB	SO	WP	BK	AVG
2012	AZL Padres (R)	0-2	7.64	16	0	0	0	1	17.2	24	20	15	2	1	13	9	6	0	.300
2013	AZL Padres (R)	1-2	10.13	11	0	0	0	1	13.1	13	18	15	0	3	18	17	4	1	.277
Minor League Totals		1-4	8.71	27	0	0	0	2	31.0	37	38	30	2	4	31	26	10	1	.291

BOYKIN, RODERICK JERRELL (ROD)

OF

HT: 6-1 **WT:** 175 **B/T:** R/R **HOMETOWN:** Montgomery, AL
BORN: April 17, 1995 in Montgomery, AL **OPENING DAY AGE:** 18
HIGH SCHOOL: Edgewood Academy (AL)
HOW ACQUIRED: Signed as a 12th-round selection in the 2013 First-Year Player Draft
SIGNED BY: Andrew Salvo (Padres)

YR	CLUB	AVG	G	AB	R	H	2B	3B	HR	RBI	SH	SF	HP	BB	SO	SB	CS	OBP	SLG	E
2013	AZL Padres (R)	.279	41	154	22	43	3	1	0	10	0	0	7	12	40	11	1	.358	.312	3

BRADDOCK, WILLIAM ZACHARY (ZACH)

LHP

HT: 6-2 **WT:** 220 **B/T:** L/L **HOMETOWN:** Hammonton, NJ
BORN: August 23, 1987 in Mt. Holly, NJ **OPENING DAY AGE:** 26
HIGH SCHOOL: Gloucester Catholic (NJ) **COLLEGE:** Burlington CC (NJ)
HOW ACQUIRED: Signed as a minor league free agent: January 6, 2014
SIGNED BY: Tony Blengino (Brewers)
CAREER NOTES: **2005:** Selected by the Milwaukee Brewers in the 18th round of First-Year Player Draft...**2007:** South Atlantic League All-Star...**2008:** Rated by *Baseball America* as having the "Best Slider" in the Brewers organization...**2010:** First Major League win came on June 6 at St. Louis.

YR	CLUB	W-L	ERA	G	GS	CG	SHO	SV	IP	H	R	ER	HR	HB	BB	SO	WP	BK	AVG
2006	Helena (R)	2-2	5.49	14	8	0	0	0	39.1	32	26	24	3	1	31	30	3	0	.227
2007	West Virginia (A)	3-1	1.15	10	9	0	0	0	47.0	28	6	6	1	1	15	68	0	0	.168
2008	West Virginia (A)	0-0	0.00	2	2	0	0	0	6.0	2	1	0	0	0	3	13	0	0	.095
	Brevard County (A)	4-7	5.51	21	11	0	0	0	65.1	55	44	40	7	7	42	80	6	3	.226
2009	Brevard County (A)	1-1	1.09	14	0	0	0	0	24.2	12	3	3	2	2	4	40	2	0	.143
	Huntsville (AA)	2-1	2.87	12	0	0	0	0	15.2	16	9	5	2	1	3	22	0	0	.262
2010	Nashville (AAA)	0-0	4.50	11	0	0	0	1	16.0	10	8	8	1	2	9	28	2	0	.182
	MILWAUKEE	1-2	2.94	46	0	0	0	0	33.2	29	11	11	1	2	19	41	2	0	.228
2011	MILWAUKEE	0-1	7.27	25	0	0	0	0	17.1	16	15	14	2	2	11	18	2	0	.239
	Wisconsin (A)	0-0	0.00	2	2	0	0	0	4.2	0	0	0	0	0	1	7	0	0	.000
	Nashville (AAA)	0-0	4.76	6	0	0	0	1	5.2	4	3	3	0	0	7	10	2	0	.200
2012	Injured - Did not pitch																		
2013	Lancaster (IND)	0-1	12.71	10	0	0	0	0	5.2	6	8	8	0	0	8	8	1	1	.250
Minor League Totals		12-12	3.57	92	32	0	0	2	224.1	159	100	89	16	14	115	298	15	3	.197
Major League Totals		1-3	4.41	71	0	0	0	0	51.0	45	26	25	3	4	30	59	4	0	.232
Independent League Totals		0-1	12.71	10	0	0	0	0	5.2	6	8	8	0	0	8	8	1	1	.250

BRANHAM, MATTHEW E. (MATT)

RHP

HT: 6-4 **WT:** 185 **B/T:** R/R **HOMETOWN:** Columbia, SC
BORN: September 28, 1987 in Columbia, SC **OPENING DAY AGE:** 26
HIGH SCHOOL: Spring Valley (SC) **COLLEGE:** Southern Carolina Upstate (SC)
HOW ACQUIRED: Signed as a 27th-round selection in the 2010 First-Year Player Draft
SIGNED BY: Adam Bourassa (Padres)

YR	CLUB	W-L	ERA	G	GS	CG	SHO	SV	IP	H	R	ER	HR	HB	BB	SO	WP	BK	AVG
2010	Eugene (A)	6-3	2.97	14	11	0	0	0	60.2	61	23	20	1	0	15	56	5	0	.266
	Fort Wayne (A)	0-0	9.00	1	0	0	0	0	1.0	3	1	1	0	1	0	1	0	0	.500
2011	Fort Wayne (A)	4-3	4.98	11	10	0	0	0	47.0	54	31	26	6	2	12	49	2	0	.287
	Eugene (A)	0-0	0.00	2	0	0	0	0	2.0	1	0	0	0	0	1	4	0	0	.143
2012	Lake Elsinore (A)	8-3	3.72	41	14	0	0	1	111.1	103	51	46	9	4	32	102	4	1	.246
2013	Lake Elsinore (A)	1-2	5.92	22	0	0	0	0	38.0	47	27	25	6	1	9	29	4	0	.305
	Tucson (AAA)	0-1	15.00	1	1	0	0	0	3.0	7	5	5	1	0	3	2	0	0	.438
	San Antonio (AA)	4-2	2.61	22	0	0	0	0	31.0	20	11	9	2	0	14	36	1	0	.183
Minor League Totals		23-14	4.04	114	36	0	0	1	294.0	296	149	132	25	8	86	279	16	1	.262

SCOUTING & PLAYER DEVELOPMENT

BRASOBAN, JIMMI YOEL

RHP

HT: 6-1 **WT:** 200 **B/T:** R/R **HOMETOWN:** San Cristobal, DR
BORN: June 22, 1994 in San Cristobal, DR **OPENING DAY AGE:** 19
HOW ACQUIRED: Signed as a non-drafted free agent: May 12, 2011
SIGNED BY: Felix Feliz and Martin Jose (Padres)
CAREER NOTES: 2013: Northwest League mid-season All-Star.

YR	CLUB	W-L	ERA	G	GS	CG	SHO	SV	IP	H	R	ER	HR	HB	BB	SO	WP	BK	AVG
2011	DSL Padres (R)	3-3	5.65	12	10	0	0	0	43.0	42	35	27	1	11	28	25	10	0	.259
2012	DSL Padres (R)	1-2	1.50	11	11	0	0	0	54.0	43	24	9	2	6	15	39	9	0	.219
	AZL Padres (R)	0-0	8.10	2	0	0	0	0	3.1	7	3	3	0	1	1	4	0	0	.438
2013	Eugene (A)	2-3	4.17	13	13	0	0	0	58.1	44	33	27	10	4	23	39	5	4	.212
Minor League Totals		6-8	3.74	38	34	0	0	0	158.2	136	95	66	13	22	67	107	24	4	.234

BRAVO, JOSE DANIEL (DANIEL)

INF

HT: 6-0 **WT:** 160 **B/T:** R/R **HOMETOWN:** Ocumare de la Costa, Venezuela
BORN: February 16, 1995 in Ocumare de la Costa, Venezuela **OPENING DAY AGE:** 19
HOW ACQUIRED: Signed as a non-drafted free agent: November 1, 2011
SIGNED BY: Felix Feliz, Yfrain Linares and Luis Prieto (Padres)

YR	CLUB	AVG	G	AB	R	H	2B	3B	HR	RBI	SH	SF	HP	BB	SO	SB	CS	OBP	SLG	E
2012	DSL Padres (R)	.242	38	120	22	29	5	2	0	14	1	1	4	20	34	7	1	.366	.317	13
2013	DSL Padres (R)	.220	60	200	30	44	7	2	1	11	4	0	7	18	48	6	7	.307	.290	26
Minor League Totals		.228	98	320	52	73	12	4	1	25	5	1	11	38	82	13	8	.330	.300	39

BRITO, MALQUIEL

OF

HT: 6-1 **WT:** 187 **B/T:** L/R **HOMETOWN:** Santo Domingo, DR
BORN: August 24, 1993 in Santo Domingo, DR **OPENING DAY AGE:** 20
HOW ACQUIRED: Signed as a non-drafted free agent: February 18, 2011
SIGNED BY: Felix Feliz, Jose Salado and Randy Smith (Padres)

YR	CLUB	AVG	G	AB	R	H	2B	3B	HR	RBI	SH	SF	HP	BB	SO	SB	CS	OBP	SLG	E
2011	DSL Padres (R)	.217	48	152	23	33	5	2	0	9	0	1	5	26	37	3	8	.348	.276	3
2012	AZL Padres (R)	.248	29	113	19	28	2	1	0	14	1	1	1	7	27	3	1	.295	.283	26
2013	DSL Padres (R)	.233	14	60	7	14	2	1	0	8	0	0	1	4	9	1	1	.292	.300	1
	AZL Padres (R)	.583	3	12	3	7	0	1	0	3	0	0	0	0	2	0	0	.583	.750	1
	Eugene (A)	.239	32	113	13	27	6	0	4	12	1	1	1	4	34	1	1	.269	.398	1
Minor League Totals		.242	126	450	65	109	15	5	4	46	2	3	8	41	109	8	11	.315	.324	32

BRUGUERA, REYNALDO ANTONIO

INF

HT: 5-10 **WT:** 170 **B/T:** S/R **HOMETOWN:** La Romana, DR
BORN: November 5, 1991 in La Romana, DR **OPENING DAY AGE:** 22
HOW ACQUIRED: Signed as a non-drafted free agent: February 10, 2010
SIGNED BY: Felix Feliz and Martin Jose (Padres)

YR	CLUB	AVG	G	AB	R	H	2B	3B	HR	RBI	SH	SF	HP	BB	SO	SB	CS	OBP	SLG	E
2010	DSL Padres (R)	.207	34	87	11	18	3	1	0	5	0	1	0	16	21	3	2	.327	.264	4
2011	DSL Padres (R)	.213	37	89	23	19	2	0	1	7	0	0	3	20	21	10	9	.375	.270	8
2012	DSL Padres (R)	.272	60	217	38	59	10	5	2	20	2	0	4	38	51	15	7	.390	.392	20
2013	Eugene (A)	.154	5	13	1	2	0	0	0	0	0	0	2	2	5	1	0	.353	.154	0
	AZL Padres (R)	.087	7	23	2	2	0	0	1	3	0	0	0	3	7	0	1	.192	.217	1
	Lake Elsinore (A)	.167	8	18	2	3	1	1	0	4	0	0	1	1	6	0	0	.250	.333	0
	Fort Wayne (A)	.326	23	86	9	28	3	1	1	11	1	0	0	6	17	1	3	.370	.419	9
Minor League Totals		.246	174	533	86	131	19	8	5	50	3	1	10	86	128	30	22	.360	.340	42

SCOUTING & PLAYER
DEVELOPMENT



SCOUTING & PLAYER DEVELOPMENT

BUCK, TRAVIS GEORGE

OF

HT: 6-2 **WT:** 230 **B/T:** L/R **HOMETOWN:** Chandler, AZ
BORN: November 18, 1983 in Richland, WA **OPENING DAY AGE:** 30
HIGH SCHOOL: Richland (WA) **COLLEGE:** Arizona State

HOW ACQUIRED: Signed as a minor league free agent: November 28, 2012

SIGNED BY: Jeremy Schied (Athletics)

CAREER NOTES: **2006:** Played for the US in the All-Star Futures Game on July 9 at Pittsburgh... **2007:** Collected his first Major League hit, a double off Felix Hernandez, in his first big league game on April 2 at Seattle...did not commit an error in 80 games while his 148 total chances were the most among all Major League outfielders who did not commit an error...entered the season as the A's No. 1 prospect according to *Baseball America*... **2010:** Served as the A's Opening Day starter in left field after opening the 2008 and 2009 seasons in right field...at end of season, had played 162 consecutive games in the outfield without an error, falling just three games short of Jermaine Dye's Oakland club record set from 2002-04... **2011:** Made the Cleveland Indians' Opening Day roster after entering camp as a non-roster invitee...committed his first big league error on July 9 vs. Toronto after beginning his career with 199 consecutive errorless games...**2012:** Made the Houston Astros' Opening Day roster after entering camp as a non-roster invitee...**Misc:** Married to Summar...selected by Seattle in the 23rd round of the 2002 Draft, but did not sign...chose to attend and play baseball at Arizona State where he was a two-time All-Pac-10 selection in 2004 and 2005...selected by the Oakland A's between the first and second round (36th overall) in the 2005 Draft.

YR	CLUB	AVG	G	AB	R	H	2B	3B	HR	RBI	SH	SF	HP	BB	SO	SB	CS	OBP	SLG	E
2005	Vancouver (A)	.361	9	36	7	13	1	0	2	9	0	0	0	5	8	1	1	.439	.556	2
	Kane County (A)	.341	32	123	17	42	13	0	1	22	1	1	0	19	19	3	1	.427	.472	1
2006	Stockton (A)	.349	34	126	24	44	17	3	3	26	0	5	0	14	18	2	1	.400	.603	1
	Midland (AA)	.302	50	212	32	64	22	1	4	22	1	0	3	22	39	9	1	.376	.472	0
2007	OAKLAND	.288	82	285	41	82	22	5	7	34	2	4	4	39	66	4	1	.377	.474	0
	Sacramento (AAA)	.143	2	7	0	1	0	1	0	1	0	0	0	2	2	0	0	.333	.429	0
2008	OAKLAND	.226	38	155	16	35	9	1	7	25	0	2	4	11	38	1	0	.291	.432	0
	Sacramento (AAA)	.296	45	169	28	50	8	2	2	17	0	0	3	25	34	4	1	.396	.402	1
	AZL Athletics (R)	.667	4	15	4	10	2	0	1	6	0	0	0	1	3	0	0	.688	1.000	1
2009	OAKLAND	.219	36	105	11	23	3	0	3	10	0	0	0	10	20	1	1	.287	.333	0
	Sacramento (AAA)	.272	62	232	37	63	13	3	5	29	2	4	5	23	44	3	1	.345	.418	0
2010	OAKLAND	.167	14	42	6	7	2	0	1	2	1	0	1	4	14	1	0	.255	.286	0
	AZL Athletics (R)	.188	6	16	3	3	1	0	0	4	0	0	0	5	4	0	0	.381	.250	0
	Sacramento (AAA)	.298	32	121	22	36	7	2	3	17	1	4	4	11	28	3	2	.364	.463	0
2011	CLEVELAND	.228	50	149	18	34	11	0	2	18	0	1	2	8	30	1	1	.275	.342	1
	Columbus (AAA)	.256	36	121	21	31	6	1	4	25	1	2	3	19	26	1	1	.366	.421	0
2012	HOUSTON	.216	33	74	7	16	5	1	0	6	0	0	1	6	18	0	0	.284	.311	1
	Corpus Christi (AA)	.143	7	21	3	3	2	0	0	3	0	0	0	4	9	0	0	.280	.238	0
	Oklahoma City (AAA)	.359	22	64	9	23	4	0	1	6	1	0	1	5	8	0	0	.414	.469	0
2013	Tucson (AAA)	.256	35	125	19	32	11	0	5	26	0	2	1	7	20	0	0	.296	.464	0
	Major League Totals	.243	253	810	99	197	52	7	20	95	3	7	12	78	186	8	3	.316	.399	2
	Minor League Totals	.299	376	1388	226	415	107	13	31	213	7	18	20	162	262	26	9	.376	.462	6

BURKE, CHRISTOPHER DAVID (CHRIS)

INF

HT: 6-0 **WT:** 200 **B/T:** R/R **HOMETOWN:** Islip, NY
BORN: April 25, 1990 in Bethpage, NY **OPENING DAY AGE:** 23
HIGH SCHOOL: Islip High School (NY) **COLLEGE:** Iona College (NY)
HOW ACQUIRED: Signed as an 18th-round selection in the 2012 First-Year Player Draft
SIGNED BY: Jim Bretz (Padres)

YR	CLUB	AVG	G	AB	R	H	2B	3B	HR	RBI	SH	SF	HP	BB	SO	SB	CS	OBP	SLG	E
2012	Eugene (A)	.231	41	121	11	28	5	1	1	9	1	3	3	17	36	5	3	.333	.314	12
	AZL Padres (R)	.270	10	37	3	10	1	1	0	6	0	0	0	4	11	1	0	.341	.351	4
2013	Tucson (AAA)	.333	4	3	0	1	0	0	0	0	0	0	0	0	1	0	0	.333	.333	0
	Lake Elsinore (A)	.276	24	87	14	24	7	0	0	15	0	0	3	7	26	1	1	.351	.356	3
	San Antonio (AA)	.200	4	5	1	1	1	0	0	0	1	0	1	1	2	0	0	.429	.400	1
	Fort Wayne (A)	.307	44	166	22	51	7	1	4	22	3	1	9	6	35	1	1	.363	.434	13
	Minor League Totals	.274	127	419	51	115	21	3	5	52	5	4	16	35	111	8	5	.350	.375	33

SCOUTING & PLAYER DEVELOPMENT

BUSCHINI, ADAM J.

INF

HT: 6-2 **WT:** 210 **B/T:** R/R **HOMETOWN:** San Ramon, CA
BORN: May 6, 1987 in Oakland, CA **OPENING DAY AGE:** 26
HIGH SCHOOL: California (CA) **COLLEGE:** Cal Poly San Luis Obispo (CA)
HOW ACQUIRED: Signed as a minor league free agent: February 1, 2013
SIGNED BY: Shane Bowers (Phillies)

CAREER NOTES: 2009: Originally signed by the Philadelphia Phillies as a fourth-round selection in the First-Year Player Draft...2012: played in the Australian Baseball League, winning the league's Triple Crown by hitting .363 (61-for-168) with 10 doubles, 15 home runs, 50 RBI, 37 runs scored and seven stolen bases in 42 games for the title-winning Canberra Cavalry.

YR	CLUB	AVG	G	AB	R	H	2B	3B	HR	RBI	SH	SF	HP	BB	SO	SB	CS	OBP	SLG	E
2009	Williamsport (A)	.228	52	180	20	41	4	4	2	15	0	2	5	23	44	15	1	.329	.328	6
2010	Lakewood (A)	.219	83	302	49	66	19	4	2	28	5	0	3	37	54	16	6	.310	.328	19
2011	Chico (IND)	.288	81	306	47	88	15	3	9	52	0	4	7	26	67	18	1	.353	.444	18
2012	Amarillo (IND)	.354	96	395	87	140	24	8	14	70	0	4	5	35	58	34	7	.410	.562	12
2013	San Antonio (AA)	.239	91	285	40	68	9	3	8	32	4	2	2	19	52	13	6	.289	.375	10
Minor League Totals		.228	226	767	109	175	32	11	12	75	9	4	10	79	150	44	13	.307	.346	35

CABRERA, ERIK JOSE

RHP

HT: 6-1 **WT:** 175 **B/T:** R/R **HOMETOWN:** Nizao, DR
BORN: August 15, 1990 in Nizao, DR **OPENING DAY AGE:** 23
HOW ACQUIRED: Signed as a non-drafted free agent: May 27, 2011
SIGNED BY: Felix Feliz and Martin Jose (Padres)

YR	CLUB	W-L	ERA	G	GS	CG	SHO	SV	IP	H	R	ER	HR	HB	BB	SO	WP	BK	AVG
2011	DSL Padres (R)	2-5	5.34	12	5	1	0	0	30.1	26	24	18	1	7	19	15	6	1	.243
2012	DSL Padres (R)	1-2	2.12	10	10	0	0	0	46.2	33	20	11	2	3	14	56	4	0	.189
	Fort Wayne (A)	2-2	3.33	5	5	0	0	0	24.1	17	15	9	3	0	10	20	1	1	.183
2013	Fort Wayne (A)	0-3	10.35	9	3	0	0	0	20.0	30	27	23	2	3	15	14	4	1	.361
	Lake Elsinore (A)	0-0	3.00	2	0	0	0	0	3.0	3	1	1	0	0	2	4	0	0	.273
	Eugene (A)	1-7	4.32	21	10	0	0	0	58.1	59	41	28	2	1	40	55	10	0	.254
Minor League Totals		6-19	4.43	59	33	1	0	0	182.2	168	128	90	10	14	100	164	25	3	.240

CARMON, STEPHEN ANDERSON

INF

HT: 5-6 **WT:** 160 **B/T:** L/R **HOMETOWN:** Camden, SC
BORN: February 19, 1990 in Camden, SC **OPENING DAY AGE:** 24
HIGH SCHOOL: Camden High School (SC) **COLLEGE:** University of South Carolina, Aiken
HOW ACQUIRED: Signed as a 10th-round selection in the 2012 First-Year Player Draft
SIGNED BY: Adam Bourassa (Padres)

YR	CLUB	AVG	G	AB	R	H	2B	3B	HR	RBI	SH	SF	HP	BB	SO	SB	CS	OBP	SLG	E
2012	Eugene (A)	.275	49	167	28	46	6	4	1	9	5	0	2	27	21	9	3	.383	.377	13
	Lake Elsinore (A)	.167	3	6	1	1	0	0	0	1	0	0	1	1	2	0	0	.375	.167	0
2013	Fort Wayne (A)	.253	50	154	19	39	8	3	1	14	3	3	3	19	22	1	2	.341	.364	14
Minor League Totals		.263	102	327	48	86	14	7	2	24	8	3	6	47	45	10	5	.363	.367	27

CARRILLO, JHONATHAN JOSE

LHP

HT: 6-1 **WT:** 168 **B/T:** L/L **HOMETOWN:** Maracay, Venezuela
BORN: February 2, 1994 in Maracay, Venezuela **OPENING DAY AGE:** 20
HOW ACQUIRED: Signed as a non-drafted free agent: November 1, 2011
SIGNED BY: Felix Feliz, Yfrain Linares and Luis Prieto (Padres)

YR	CLUB	W-L	ERA	G	GS	CG	SHO	SV	IP	H	R	ER	HR	HB	BB	SO	WP	BK	AVG
2012	DSL Padres (R)	3-1	4.97	21	2	0	0	0	38.0	34	28	21	3	3	30	42	10	1	.234
2013	DSL Padres (R)	2-2	3.07	22	3	0	0	1	41.0	29	25	14	2	3	24	30	10	1	.195
Minor League Totals		5-3	3.99	43	5	0	0	1	79.0	63	53	35	5	6	54	72	20	2	.214

CASTILLO, FABIAN

C

HT: 6-1 **WT:** 175 **B/T:** R/R **HOMETOWN:** San Cristobal, DR
BORN: September 26, 1993 in Santo Domingo, DR **OPENING DAY AGE:** 20
HOW ACQUIRED: Signed as a non-drafted free agent: July 6, 2010
SIGNED BY: Felix Feliz (Padres)

YR	CLUB	AVG	G	AB	R	H	2B	3B	HR	RBI	SH	SF	HP	BB	SO	SB	CS	OBP	SLG	E
2011	DSL Padres (R)	.141	21	71	4	10	1	0	0	7	2	1	2	0	21	2	0	.162	.155	1
2012	DSL Padres (R)	.202	25	99	14	20	3	0	2	15	0	0	1	4	19	1	0	.240	.293	2
2013	DSL Padres (R)	.259	34	112	8	29	4	0	0	10	2	0	3	6	12	0	1	.314	.295	5
Minor League Totals		.209	80	282	26	59	8	0	2	32	4	1	6	10	52	3	1	.251	.259	8

SCOUTING & PLAYER
DEVELOPMENT



SCOUTING & PLAYER DEVELOPMENT

CHABOT, MATTHEW ADAM

RHP

HT: 6-0 **WT:** 195 **B/T:** R/R **HOMETOWN:** Riverside, CA
BORN: September 11, 1991 in Riverside, CA **OPENING DAY AGE:** 22
HIGH SCHOOL: Woodcrest Christian (CA) **COLLEGE:** Riverside Community College (CA)
HOW ACQUIRED: Signed as a 21st-round selection in the 2012 First-Year Player Draft
SIGNED BY: Josh Emmerick (Padres)

YR	CLUB	W-L	ERA	G	GS	CG	SHO	SV	IP	H	R	ER	HR	HB	BB	SO	WP	BK	AVG
2012	Eugene (A)	0-0	2.17	25	0	0	0	2	29.0	23	7	7	0	2	11	23	3	0	.219
2013	Lake Elsinore (A)	0-0	3.86	1	0	0	0	0	2.1	1	2	1	1	0	0	3	0	0	.111
	Fort Wayne (A)	6-1	5.31	29	0	0	0	0	61.0	65	43	36	6	5	21	57	8	0	.266
Minor League Totals		6-1	4.29	55	0	0	0	2	92.1	89	52	44	7	7	32	83	11	0	.249

CHANCELLOR, JACE LOUDIN

RHP

HT: 6-5 **WT:** 230 **B/T:** R/R **HOMETOWN:** Slaton, TX
BORN: February 18, 1991 in Slaton, TX **OPENING DAY AGE:** 23
HIGH SCHOOL: Slaton (TX) **COLLEGE:** Lubbock Christian University (TX)
HOW ACQUIRED: Signed as a 21st-round selection in the 2013 First-Year Player Draft
SIGNED BY: Jeff Curtis (Padres)
CAREER NOTES: 2011: Attended Ranger College (TX) as a freshman...2012: Attended Clarendon College (TX) as a sophomore before transferring to Lubbock Christian University for 2013 season.

CHARLES, HENRY

OF

HT: 6-1 **WT:** 205 **B/T:** L/L **HOMETOWN:** San Pedro de Macoris, DR
BORN: January 3, 1994 in San Pedro de Macoris, DR **OPENING DAY AGE:** 20
HOW ACQUIRED: Signed as a non-drafted free agent: November 26, 2010
SIGNED BY: Randy Smith, Felix Feliz and Jose Salado (Padres)

YR	CLUB	AVG	G	AB	R	H	2B	3B	HR	RBI	SH	SF	HP	BB	SO	SB	CS	OBP	SLG	E
2011	DSL Padres (R)	.303	51	165	32	50	8	5	3	20	0	1	2	31	28	6	7	.417	.467	7
2012	AZL Padres (R)	.276	43	156	30	43	8	2	1	22	1	3	3	16	26	2	2	.348	.372	3
2013	Eugene (A)	.239	60	205	26	49	10	1	4	21	2	1	8	9	47	3	2	.296	.356	3
Minor League Totals		.270	154	526	88	142	26	8	8	63	3	5	13	56	101	11	11	.352	.395	13

CHURCH, JOE ANTHONY

RHP

HT: 6-1 **WT:** 200 **B/T:** R/R **HOMETOWN:** Princeton, WV
BORN: September 29, 1989 in Princeton, WV **OPENING DAY AGE:** 24
HIGH SCHOOL: PikeView (WV) **COLLEGE:** Marshall University (WV)
HOW ACQUIRED: Signed as a 17th-round selection in the 2012 First-Year Player Draft
SIGNED BY: Andrew Salvo (Padres)

YR	CLUB	W-L	ERA	G	GS	CG	SHO	SV	IP	H	R	ER	HR	HB	BB	SO	WP	BK	AVG
2012	Eugene (A)	4-2	3.54	25	0	0	0	0	28.0	24	15	11	0	3	15	35	4	0	.226
2013	Lake Elsinore (A)	0-0	13.50	2	0	0	0	0	2.2	5	5	4	0	0	3	2	0	0	.385
	Fort Wayne (A)	3-3	5.63	22	0	0	0	1	40.0	53	32	25	2	1	19	34	9	0	.321
Minor League Totals		7-5	5.09	49	0	0	0	1	70.2	82	52	40	2	4	37	71	13	0	.289

CIMBER, ADAM CHRISTIAN

RHP

HT: 6-2 **WT:** 170 **B/T:** R/R **HOMETOWN:** San Francisco, CA
BORN: August 15, 1990 in Portland, OR **OPENING DAY AGE:** 23
HIGH SCHOOL: Puyallup (WA) **COLLEGE:** San Francisco (CA)
HOW ACQUIRED: Signed as a ninth-round selection in the 2013 First-Year Player Draft
SIGNED BY: Sam Ray (Padres)

CAREER NOTES: Misc.: Attended the University of Washington for his freshman through junior seasons (2010-12) before transferring to the University of San Francisco for 2013...two-time second-team Pac-12 All-Academic...named first-team All-State as a senior at Puyallup High in Washington after going 10-2 with a 1.02 ERA.

YR	CLUB	W-L	ERA	G	GS	CG	SHO	SV	IP	H	R	ER	HR	HB	BB	SO	WP	BK	AVG
2013	Eugene (A)	3-1	2.56	28	0	0	0	10	31.2	25	10	9	2	2	7	27	2	0	.216

SCOUTING & PLAYER DEVELOPMENT

CONRAD, BROOKS

INF

HT: 5-10 **WT:** 190 **B/T:** S/R **HOMETOWN:** Gilbert, AZ
BORN: January 16, 1980 in Spring Valley, CA **OPENING DAY AGE:** 34
HIGH SCHOOL: Monte Vista (CA) **COLLEGE:** Arizona State
HOW ACQUIRED: Signed as a minor league free agent: January 13, 2014
SIGNED BY: Andrew Cotner (Astros)

CAREER: **2001:** Team MVP in his first professional season with Pittsfield...**2002:** Midwest League All-Star...**2004:** Team MVP at Round Rock as well as a Texas League mid-season and postseason All-Star selection...**2006:** Led all of minor league baseball with 79 extra-base hits...**2010:** Hit walk-off grand slam to give the Braves a 10-9 win over the Reds on May 20...**2013:** Played 24 games for Hanshin in Japan Central League...**Misc.:** Married to Jessie...the couple has a son, Jaxon, and a daughter, Reese...graduated from Monte Vista High in Spring Valley (CA)...attended Arizona State University where he was first-team All-Pac-10 in 2000 and 2001...selected by the Houston Astros in the eighth round of the 2001 Draft.

YR	CLUB	AVG	G	AB	R	H	2B	3B	HR	RBI	SH	SF	HP	BB	SO	SB	CS	OBP	SLG	E
2001	Pittsfield (A)	.280	65	232	41	65	16	5	4	39	4	6	13	26	52	14	2	.375	.444	14
2002	Michigan (A)	.287	133	499	94	143	25	14	14	94	1	8	7	62	102	18	8	.368	.477	16
2003	Lexington (A)	.186	38	140	20	26	5	2	3	11	1	0	3	17	25	7	1	.288	.314	7
	Salem (A)	.284	99	345	50	98	24	3	11	61	5	3	6	42	60	4	2	.369	.467	15
2004	Round Rock (AA)	.290	129	480	84	139	38	6	13	83	5	12	1	63	105	8	7	.365	.475	13
2005	Round Rock (AAA)	.263	113	418	84	110	22	3	21	57	5	4	4	52	104	12	3	.347	.481	7
	Corpus Christi (AA)	.234	22	77	13	18	6	1	2	11	0	0	1	16	15	8	0	.372	.416	3
2006	Round Rock (AAA)	.267	138	532	100	142	40	15	24	94	1	8	4	54	135	15	6	.334	.534	12
2007	Round Rock (AAA)	.218	139	533	85	116	36	3	22	70	1	3	5	63	144	12	3	.305	.420	17
2008	Sacramento (AAA)	.243	117	465	86	113	29	5	28	91	2	2	2	46	127	4	1	.313	.508	11
	OAKLAND	.158	6	19	0	3	1	0	0	2	0	0	0	0	9	0	0	.158	.211	1
2009	Gwinnett (AAA)	.269	110	398	66	107	25	0	12	64	2	9	7	53	108	13	1	.358	.422	20
	ATLANTA	.204	30	54	7	11	1	2	2	8	0	0	1	3	14	0	0	.259	.407	0
2010	ATLANTA	.250	103	156	31	39	11	1	8	33	4	0	1	16	45	5	1	.324	.487	8
2011	ATLANTA	.223	92	103	11	23	5	0	4	13	2	1	1	15	41	2	0	.325	.388	1
2012	Nashville (AAA)	.405	21	74	17	30	5	1	10	28	0	0	0	11	15	0	1	.482	.905	1
	MILWAUKEE	.075	25	40	2	3	0	0	2	6	0	1	0	3	16	0	0	.136	.225	0
	TAMPA BAY	.172	24	58	4	10	5	0	2	9	0	0	0	3	27	0	0	.213	.362	2
	Durham (AAA)	.265	25	83	10	22	5	0	4	12	0	1	0	18	34	0	3	.392	.470	1
2013	Hanshin (JPN)	.175	24	57	1	10	6	0	0	0	0	0	1	11	23	0	0	.319	.281	2
Major League Totals		.207	280	430	55	89	23	3	18	71	6	2	3	40	152	7	1	.278	.400	12
Minor League Totals		.264	1149	4276	750	1129	276	58	168	715	27	56	53	523	1026	115	38	.347	.474	137
Japan League Totals		.175	24	57	1	10	6	0	0	0	0	0	1	11	23	0	0	.319	.281	2

CONSTANZA, ALEXANDER

LHP

HT: 6-3 **WT:** 190 **B/T:** L/L **HOMETOWN:** Santo Domingo, DR
BORN: July 27, 1994 in Santo Domingo, DR **OPENING DAY AGE:** 19
HOW ACQUIRED: Signed as a non-drafted free agent: May 27, 2011
SIGNED BY: Felix Feliz, Ysrael Rojas and Randy Smith (Padres)

YR	CLUB	W-L	ERA	G	GS	CG	SHO	SV	IP	H	R	ER	HR	HB	BB	SO	WP	BK	AVG
2011	DSL Padres (R)	0-0	2.25	3	0	0	0	0	4.0	3	1	1	0	0	3	4	1	0	.214
2012	DSL Padres (R)	0-3	18.00	6	1	0	0	0	6.0	10	14	12	0	1	11	2	3	0	.385
2013	DSL Padres (R)	1-3	3.44	10	10	0	0	0	36.2	36	22	14	1	1	21	34	6	0	.259
	AZL Padres (R)	0-1	2.45	3	1	0	0	0	7.1	6	5	2	0	0	3	6	0	0	.222
Minor League Totals		1-7	4.83	22	12	0	0	0	54.0	55	42	29	1	2	38	46	10	0	.267

CONTRERAS, RONALDO JOSE

OF

HT: 6-3 **WT:** 195 **B/T:** R/R **HOMETOWN:** Higuey, DR
BORN: July 15, 1996 in Higuey, DR **OPENING DAY AGE:** 17
HOW ACQUIRED: Signed as a non-drafted free agent: November 1, 2012
SIGNED BY: Felix Feliz, Martin Jose and Randy Smith (Padres)

YR	CLUB	AVG	G	AB	R	H	2B	3B	HR	RBI	SH	SF	HP	BB	SO	SB	CS	OBP	SLG	E
2013	DSL Padres (R)	.242	59	211	26	51	16	0	6	29	0	1	6	25	78	4	4	.337	.403	6

CORDERO, FRANCHY

INF

HT: 6-3 **WT:** 175 **B/T:** L/R **HOMETOWN:** Azua, DR
BORN: September 2, 1994 in Azua, DR **OPENING DAY AGE:** 19
HOW ACQUIRED: Signed as a non-drafted free agent: November 1, 2011
SIGNED BY: Felix Feliz, Martin Jose and Randy Smith (Padres)

CAREER NOTES: **2013:** Tied for Arizona League lead in slugging pct. and ranked tied for second in triples and fourth in average...Arizona League All-Star and *Baseball America* No. 3 prospect in the league.

YR	CLUB	AVG	G	AB	R	H	2B	3B	HR	RBI	SH	SF	HP	BB	SO	SB	CS	OBP	SLG	E
2012	DSL Padres (R)	.270	61	230	39	62	9	6	1	38	1	1	1	37	73	14	4	.372	.374	44
2013	AZL Padres (R)	.333	35	141	23	47	4	6	3	17	2	2	2	10	33	11	0	.381	.511+	11
Minor League Totals		.294	96	371	62	109	13	12	4	55	3	3	3	47	106	25	4	.375	.426	55

SCOUTING & PLAYER
DEVELOPMENT



SCOUTING & PLAYER DEVELOPMENT

CORDOVA, EISLER YEFFERSON

LHP

HT: 5-11 **WT:** 180 **B/T:** L/L **HOMETOWN:** Aragua, Venezuela
BORN: July 11, 1995 in Maracay, Venezuela **OPENING DAY AGE:** 18
HOW ACQUIRED: Signed as a non-drafted free agent: January 6, 2014
SIGNED BY: Chad MacDonald, Felix Feliz and Yfrain Linares (Padres)

COWGILL, COBY DEAN

RHP

HT: 6-1 **WT:** 195 **B/T:** R/R **HOMETOWN:** Norfolk, VA
BORN: March 23, 1991 in Norfolk, VA **OPENING DAY AGE:** 23
HIGH SCHOOL: Maury (VA) **COLLEGE:** Virginia Military Institute
HOW ACQUIRED: Signed as a minor league free agent: May 21, 2013
SIGNED BY: Jonathan George (Rangers)
CAREER NOTES: 2012: Originally drafted and signed by the Texas Rangers as a 23rd-round selection of the First-Year Draft.

YR	CLUB	W-L	ERA	G	GS	CG	SHO	SV	IP	H	R	ER	HR	HB	BB	SO	WP	BK	AVG
2012	Spokane (A)	0-0	9.00	1	0	0	0	0	1.0	1	2	1	0	1	3	0	0	0	.200
	AZL Rangers (R)	1-0	3.86	6	0	0	0	0	7.0	4	5	3	0	0	5	5	1	0	.167
	Hickory (A)	0-1	2.16	7	0	0	0	0	8.1	5	2	2	0	0	6	7	0	0	.192
2013	Hickory (A)	0-0	2.87	10	0	0	0	0	15.2	11	7	5	3	1	12	12	1	1	.190
	Eugene (A)	3-2	2.78	17	7	0	0	0	55.0	46	21	17	3	2	20	62	4	1	.221
Minor League Totals		4-3	2.90	41	7	0	0	0	87.0	67	37	28	6	4	46	86	6	2	.209

DAAL, RODNEY DIMITRI

C

HT: 5-11 **WT:** 205 **B/T:** R/R **HOMETOWN:** Amsterdam, Netherlands
BORN: March 23, 1994 in Amsterdam, Netherlands **OPENING DAY AGE:** 20
HIGH SCHOOL: Helen Parkhurst College (NTH)
HOW ACQUIRED: Signed as a non-drafted free agent: August 16, 2010
SIGNED BY: Trevor Schumm (Padres)

YR	CLUB	AVG	G	AB	R	H	2B	3B	HR	RBI	SH	SF	HP	BB	SO	SB	CS	OBP	SLG	E
2011	AZL Padres (R)	.243	24	70	8	17	4	0	0	6	0	0	2	14	21	2	1	.384	.300	7
	Tucson (AAA)	.000	1	1	0	0	0	0	0	0	0	0	0	0	1	0	0	.000	.000	--
2012	Eugene (A)	.288	21	66	5	19	3	1	0	8	2	1	0	7	8	1	0	.351	.364	1
	AZL Padres (R)	.306	21	85	15	26	9	3	2	11	0	0	2	9	15	2	1	.385	.553	2
2013	Fort Wayne (A)	.271	79	269	30	73	13	2	8	39	9	2	5	14	58	6	4	.317	.424	18
Minor League Totals		.275	146	491	58	135	29	6	10	64	11	3	9	44	103	11	6	.344	.420	28

DAVIS, MARCUS ALEXANDER

OF

HT: 6-2 **WT:** 215 **B/T:** L/L **HOMETOWN:** Cincinnati, OH
BORN: April 26, 1992 in Cincinnati, OH **OPENING DAY AGE:** 21
HIGH SCHOOL: Princeton (OH)
HOW ACQUIRED: Signed as a 24th-round selection in the 2013 First-Year Player Draft
SIGNED BY: Chris Kelly (Padres)

YR	CLUB	AVG	G	AB	R	H	2B	3B	HR	RBI	SH	SF	HP	BB	SO	SB	CS	OBP	SLG	E
2013	Eugene (A)	.176	35	102	5	18	3	0	0	8	0	2	2	9	24	2	1	.252	.206	2

DE HORTA, ADRIAN SEBASTIAN

RHP

HT: 6-3 **WT:** 185 **B/T:** R/R **HOMETOWN:** La Puente, CA
BORN: March 13, 1995 in La Puente, CA **OPENING DAY AGE:** 19
HIGH SCHOOL: South Hills (CA)
HOW ACQUIRED: Signed as an eighth-round selection in the 2013 First-Year Player Draft
SIGNED BY: Brent Mayne (Padres)
CAREER NOTES: 2013: Named by *Baseball America* as the No. 17 prospect in the Arizona League.

YR	CLUB	W-L	ERA	G	GS	CG	SHO	SV	IP	H	R	ER	HR	HB	BB	SO	WP	BK	AVG
2013	AZL Padres (R)	0-2	4.06	12	11	0	0	0	31.0	28	15	14	1	1	13	40	7	0	.241

SCOUTING & PLAYER DEVELOPMENT

DE LA CRUZ, LUIS FELIPE

RHP

HT: 6-5 **WT:** 225 **B/T:** R/R **HOMETOWN:** San Pedro de Macoris, DR
BORN: June 15, 1989 in Santo Domingo, DR **OPENING DAY AGE:** 24
HOW ACQUIRED: Signed as a non-drafted free agent: February 8, 2007
SIGNED BY: Randy Smith and Felix Francisco (Padres)

YR	CLUB	W-L	ERA	G	GS	CG	SHO	SV	IP	H	R	ER	HR	HB	BB	SO	WP	BK	AVG
2007	DSL Padres (R)	1-5	7.77	9	8	0	0	0	22.0	18	21	19	1	10	22	13	2	0	.237
2008	DSL Padres (R)	1-4	3.64	14	9	0	0	1	47.0	38	30	19	2	12	30	30	7	0	.216
2009	AZL Padres (R)	3-0	4.71	19	0	0	0	0	28.2	24	17	15	1	4	15	20	7	0	.231
2010	AZL Padres (R)	2-3	3.96	16	1	0	0	0	25.0	32	17	11	2	1	13	17	10	0	.299
2011	Eugene (A)	1-2	4.28	36	0	0	0	1	48.1	40	25	23	3	4	20	43	7	0	.222
2012	Fort Wayne (A)	5-5	3.78	48	0	0	0	0	69.0	51	36	29	3	13	37	52	4	1	.212
2013	Lake Elsinore (A)	5-5	5.40	55	0	0	0	1	66.2	61	46	40	6	5	49	69	12	1	.237
Minor League Totals		18-24	4.58	197	18	0	0	3	306.2	264	192	156	18	49	186	244	49	2	.231

DE LA CRUZ, VLADIMIR

RHP

HT: 6-2 **WT:** 200 **B/T:** R/R **HOMETOWN:** San Pedro de Macoris, DR
BORN: September 23, 1990 in San Pedro de Macoris, DR **OPENING DAY AGE:** 23
HOW ACQUIRED: Signed as a non-drafted free agent: November 2, 2009
SIGNED BY: Felix Feliz and Jose Salado (Padres)

YR	CLUB	W-L	ERA	G	GS	CG	SHO	SV	IP	H	R	ER	HR	HB	BB	SO	WP	BK	AVG
2010	DSL Padres (R)	2-4	2.79	14	6	0	0	1	38.2	25	16	12	0	5	25	39	7	1	.184
2011	DSL Padres (R)	4-3	4.60	20	0	0	0	3	29.1	19	16	15	0	6	25	37	8	0	.190
	AZL Padres (R)	0-0	9.82	4	0	0	0	0	3.2	7	9	4	0	2	3	4	2	0	.368
2012	AZL Padres (R)	1-5	5.67	14	3	0	0	0	39.2	38	34	25	3	1	28	44	10	4	.245
2013	AZL Padres (R)	0-0	6.97	11	0	0	0	0	20.2	23	19	16	0	5	7	25	7	0	.277
	Eugene (A)	0-3	5.89	8	5	0	0	0	18.1	27	16	12	4	4	20	20	3	2	.360
Minor League Totals		7-15	5.03	71	14	0	0	4	150.1	139	110	84	7	23	108	169	37	7	.245

DE LA CRUZ, WILFRI MIGUEL

C

HT: 5-11 **WT:** 180 **B/T:** R/R **HOMETOWN:** Mao, DR
BORN: December 29, 1993 in Mao, DR **OPENING DAY AGE:** 20
HOW ACQUIRED: Signed as a non-drafted free agent: November 19, 2012
SIGNED BY: Felix Feliz and Martin Jose (Padres)

YR	CLUB	AVG	G	AB	R	H	2B	3B	HR	RBI	SH	SF	HP	BB	SO	SB	CS	OBP	SLG	E
2013	DSL Padres (R)	.298	28	94	13	28	10	2	0	11	0	0	2	9	19	1	1	.371	.447	6

DEL CASTILLO, MIGUEL JOSE

C

HT: 5-9 **WT:** 195 **B/T:** R/R **HOMETOWN:** Santa Domingo, DR
BORN: October 14, 1991 in Santo Domingo, DR **OPENING DAY AGE:** 22
HOW ACQUIRED: Signed as a non-drafted free agent: March 6, 2009
SIGNED BY: Felix Feliz and Martin Jose (Padres)

YR	CLUB	AVG	G	AB	R	H	2B	3B	HR	RBI	SH	SF	HP	BB	SO	SB	CS	OBP	SLG	E
2009	DSL Padres (R)	.198	41	126	21	25	2	0	0	10	0	0	3	22	28	2	3	.331	.214	6
2010	DSL Padres (R)	.288	51	125	13	36	9	0	1	18	0	2	4	21	28	4	3	.401	.384	11
2011	DSL Padres (R)	.223	47	121	15	27	9	0	0	15	0	5	2	14	18	1	1	.303	.298	7
2012	AZL Padres (R)	.364	20	66	12	24	4	0	0	14	1	1	1	7	10	0	0	.427	.424	1
	Eugene (A)	.043	9	23	2	1	0	0	0	1	0	0	0	1	8	0	0	.083	.043	1
2013	Lake Elsinore (A)	.125	5	16	0	2	0	0	0	0	0	0	0	1	3	0	1	.176	.125	0
	Eugene (A)	.238	16	42	3	10	1	0	1	4	1	0	0	3	8	0	1	.289	.333	2
	San Antonio (AA)	.000	1	1	0	0	0	0	0	0	0	0	0	0	1	0	0	.000	.000	0
	Fort Wayne (A)	.129	9	31	1	4	0	0	0	3	0	0	0	3	6	0	0	.206	.129	1
Minor League Totals		.234	199	551	67	129	25	0	2	65	2	8	10	72	110	7	9	.329	.290	29

DE LOS SANTOS, ERICK ALEXANDER

RHP

HT: 6-4 **WT:** 200 **B/T:** R/R **HOMETOWN:** Santo Domingo, DR
BORN: March 23, 1994 in Santo Domingo, DR **OPENING DAY AGE:** 20
HOW ACQUIRED: Signed as a non-drafted free agent: December 16, 2013
SIGNED BY: Chad MacDonald, Felix Feliz and Ysrael Rojas (Padres)

SCOUTING & PLAYER
DEVELOPMENT



SCOUTING & PLAYER DEVELOPMENT

DIAL, TYLER WILLIAM

C

HT: 5-10 **WT:** 185 **B/T:** L/R **HOMETOWN:** Phenix City, AL
BORN: November 19, 1991 in Columbus, GA **OPENING DAY AGE:** 22
HIGH SCHOOL: Russell County (AL) **COLLEGE:** Gulf Coast CC (FL)
HOW ACQUIRED: Signed as a 15th-round selection in the 2013 First-Year Player Draft
SIGNED BY: Andrew Salvo (Padres)
CAREER NOTES: 2012: Named to the Pan Handle All-Conference Team while with Gulf Coast Community College...**Misc.:** Was a four-time All-Star selection in Alabama at Russell County High School...signed a national letter of intent to play for Columbus State University in the fall of 2012, but chose to sign with the Padres.

YR	CLUB	AVG	G	AB	R	H	2B	3B	HR	RBI	SH	SF	HP	BB	SO	SB	CS	OBP	SLG	E
2013	AZL Padres (R)	.271	23	70	18	19	5	0	0	13	0	0	1	6	14	2	0	.338	.343	3

DIAZ, ADONIS SAMUEL

RHP

HT: 6-1 **WT:** 185 **B/T:** R/R **HOMETOWN:** Rio Chico, Venezuela
BORN: December 8, 1994 in Rio Chico, Venezuela **OPENING DAY AGE:** 19
HOW ACQUIRED: Signed as a non-drafted free agent: November 1, 2012
SIGNED BY: Felix Feliz and Yfrain Linares (Padres)

YR	CLUB	W-L	ERA	G	GS	CG	SHO	SV	IP	H	R	ER	HR	HB	BB	SO	WP	BK	AVG
2013	DSL Padres (R)	4-2	2.33	18	0	0	0	2	27.0	21	9	7	0	4	6	21	5	0	.219

DIAZ, MALCOM JEREMY

RHP

HT: 6-1 **WT:** 200 **B/T:** R/R **HOMETOWN:** San Juan, PR
BORN: March 2, 1994 in San Juan, PR **OPENING DAY AGE:** 20
HIGH SCHOOL: International Baseball Academy (PR)
HOW ACQUIRED: Signed as a 13th-round selection in the 2012 First-Year Player Draft
SIGNED BY: Willie Bosque (Padres)

YR	CLUB	W-L	ERA	G	GS	CG	SHO	SV	IP	H	R	ER	HR	HB	BB	SO	WP	BK	AVG
2012	AZL Padres (R)	0-2	9.68	17	0	0	0	0	17.2	28	31	19	1	2	27	16	18	7	.354
2013	AZL Padres (R)	2-0	13.98	16	0	0	0	0	18.2	15	30	29	1	4	35	16	28	2	.224
Minor League Totals		2-2	11.89	33	0	0	0	0	36.1	43	61	48	2	6	62	32	46	9	.295

DIAZ, YORKY GUSTAVO

OF

HT: 6-2 **WT:** 185 **B/T:** R/R **HOMETOWN:** Moca, DR
BORN: June 18, 1993 in Moca, DR **OPENING DAY AGE:** 20
HOW ACQUIRED: Signed as a non-drafted free agent: August 12, 2010
SIGNED BY: Felix Feliz and Martin Jose (Padres)

YR	CLUB	AVG	G	AB	R	H	2B	3B	HR	RBI	SH	SF	HP	BB	SO	SB	CS	OBP	SLG	E
2011	DSL Padres (R)	.082	34	73	8	6	0	1	0	8	0	0	0	12	30	3	1	.212	.110	2
2012	DSL Padres (R)	.246	39	114	14	28	6	0	1	11	3	0	1	8	32	8	3	.301	.325	5
2013	DSL Padres (R)	.227	31	88	8	20	2	0	0	10	0	2	0	9	30	0	3	.293	.250	1
Minor League Totals		.196	104	275	30	54	8	1	1	29	3	2	1	29	92	11	7	.274	.244	8

DOMOROMO, LUIS FERNANDO

OF

HT: 6-1 **WT:** 210 **B/T:** L/L **HOMETOWN:** Turen, Venezuela
BORN: February 4, 1992 in Turen, Venezuela **OPENING DAY AGE:** 22
HOW ACQUIRED: Signed as a non-drafted free agent: July 2, 2008
SIGNED BY: Yfrain Linares, Felix Feliz and Randy Smith (Padres)
CAREER NOTES: In 2008, ranked as the fifth-best Latino Prospect by ESPN.

YR	CLUB	AVG	G	AB	R	H	2B	3B	HR	RBI	SH	SF	HP	BB	SO	SB	CS	OBP	SLG	E
2009	DSL Padres (R)	.239	68	230	46	55	2	7	1	26	2	2	7	45	49	8	3	.377	.322	2
2010	Eugene (A)	.274	31	113	12	31	5	0	1	8	0	1	1	6	23	0	0	.314	.345	0
2011	Fort Wayne (A)	.283	112	435	66	123	20	3	9	68	0	11	4	36	83	7	7	.335	.405	5
2012	Lake Elsinore (A)	.219	95	351	34	77	16	2	3	36	0	3	2	22	89	9	2	.267	.302	7
2013	Lake Elsinore (A)	.198	50	192	19	38	7	1	5	21	1	0	6	12	54	2	1	.267	.323	4
	Fort Wayne (A)	.233	59	215	26	50	9	5	4	30	2	4	2	14	44	3	1	.281	.377	1
Minor League Totals		.243	415	1536	203	374	59	18	23	189	5	21	22	135	342	29	14	.310	.350	19

SCOUTING & PLAYER DEVELOPMENT

EFLIN, ZACHARY (ZACH)

RHP

HT: 6-5 **WT:** 220 **B/T:** R/R **HOMETOWN:** Chuluota, FL
BORN: April 8, 1994 in Chuluota, FL **OPENING DAY AGE:** 19
HIGH SCHOOL: Hagerty (FL)
HOW ACQUIRED: Signed as a supplemental-round (33rd overall) selection in the 2012 First-Year Player Draft
SIGNED BY: Willie Bosque (Padres)
CAREER NOTES: 2013: Led Midwest League in ERA...rated by *Baseball America* as the No. 11 prospect in the Midwest League following the season.

YR	CLUB	W-L	ERA	G	GS	CG	SHO	SV	IP	H	R	ER	HR	HB	BB	SO	WP	BK	AVG
2012	AZL Padres (R)	0-1	7.71	4	3	0	0	0	7.0	9	6	6	0	0	3	4	0	0	.300
2013	Fort Wayne (A)	7-6	2.73*	22	22	0	0	0	118.2	110	53	36	7	4	31	86	7	0	.239
Minor League Totals		7-7	3.01	26	25	0	0	0	125.2	119	59	42	7	4	34	90	7	0	.243

ENLOE, JEFFREY WALLACE

LHP

HT: 6-4 **WT:** 200 **B/T:** L/L **HOMETOWN:** Gonzales, LA
BORN: August 13, 1989 in Gonzales, LA **OPENING DAY AGE:** 24
HIGH SCHOOL: Dutchtown (LA) **COLLEGE:** Central Arkansas
HOW ACQUIRED: Signed as a 37th-round selection in the 2013 First-Year Player Draft
SIGNED BY: Lane Decker (Padres)

YR	CLUB	W-L	ERA	G	GS	CG	SHO	SV	IP	H	R	ER	HR	HB	BB	SO	WP	BK	AVG
2013	Eugene (A)	2-3	6.75	18	6	0	0	0	41.1	49	36	31	4	3	18	44	3	1	.290

FORD, JASON ADAM (ADAM)

INF

HT: 5-10 **WT:** 180 **B/T:** R/R **HOMETOWN:** Hartsville, TN
BORN: February 4, 1994 in Lebanon, TN **OPENING DAY AGE:** 20
HIGH SCHOOL: Trousdale County High School (TN)
HOW ACQUIRED: Signed as a 38th-round selection in the 2012 First-Year Player Draft
SIGNED BY: Mark Conner (Padres)

YR	CLUB	AVG	G	AB	R	H	2B	3B	HR	RBI	SH	SF	HP	BB	SO	SB	CS	OBP	SLG	E
2012	AZL Padres (R)	.257	21	74	11	19	2	2	0	4	1	0	0	11	13	0	1	.353	.338	12
2013	AZL Padres (R)	.212	31	85	11	18	2	2	0	3	0	0	1	9	23	5	1	.295	.282	4
Minor League Totals		.233	52	159	22	37	4	4	0	7	1	0	1	20	36	5	2	.322	.308	16

FRIED, MAX DORIAN

LHP

HT: 6-3 **WT:** 180 **B/T:** L/L **HOMETOWN:** Encino, CA
BORN: January 18, 1994 in Santa Monica, CA **OPENING DAY AGE:** 20
HIGH SCHOOL: Harvard-Westlake (CA)
HOW ACQUIRED: Signed as a first-round (7th overall) selection in the 2012 First-Year Player Draft
SIGNED BY: Brent Mayne (Padres)
CAREER NOTES: 2011: Played in the Perfect Game All-American Classic at Petco Park. 2012: Rated as the top left-handed pitcher by *Baseball America* among all players in the 2012 Draft class. 2013: Named the No. 2 prospect in the Padres organization, prior to the start of the season...rated by *Baseball America* as the No. 8 prospect in Midwest League following campaign. 2014: Entered the season as the No. 3 prospect in the Padres system by *Baseball America*.

YR	CLUB	W-L	ERA	G	GS	CG	SHO	SV	IP	H	R	ER	HR	HB	BB	SO	WP	BK	AVG
2012	AZL Padres (R)	0-1	3.57	10	9	0	0	0	17.2	14	9	7	1	1	6	17	5	0	.215
2013	Fort Wayne (A)	6-7	3.49	23	23	0	0	0	118.2	107	54	46	7	8	56	100	10	3	.249
Minor League Totals		6-8	3.50	33	32	0	0	0	136.1	121	63	53	8	9	62	117	15	3	.245

FRY, BRANDON TAYLOR

LHP

HT: 6-1 **WT:** 185 **B/T:** L/L **HOMETOWN:** St. Augustine, FL
BORN: March 28, 1993 in Canton, OH **OPENING DAY AGE:** 21
HIGH SCHOOL: Nease (FL) **COLLEGE:** Pearl River CC (MS)
HOW ACQUIRED: Signed as a 18th-round selection in the 2013 First-Year Player Draft
SIGNED BY: Andrew Salvo (Padres)

YR	CLUB	W-L	ERA	G	GS	CG	SHO	SV	IP	H	R	ER	HR	HB	BB	SO	WP	BK	AVG
2013	Eugene (A)	0-2	4.15	11	0	0	0	0	13.0	14	6	6	0	0	9	11	3	0	.286

SCOUTING & PLAYER
DEVELOPMENT



SCOUTING & PLAYER DEVELOPMENT

GAEDELE, KYLE R.

OF

HT: 6-3 **WT:** 235 **B/T:** R/R **HOMETOWN:** Arlington Heights, IL
BORN: November 1, 1989 in Arlington Heights, IL **OPENING DAY AGE:** 24
HIGH SCHOOL: Rolling Meadows (IL) **COLLEGE:** Valparaiso (IN)
HOW ACQUIRED: Signed as a sixth-round selection in the 2011 First-Year Player Draft
SIGNED BY: Mark Conner (Padres)
CAREER NOTES: Is the great-nephew of Eddie Gaedel.

YR	CLUB	AVG	G	AB	R	H	2B	3B	HR	RBI	SH	SF	HP	BB	SO	SB	CS	OBP	SLG	E
2011	Eugene (A)	.203	63	197	34	40	6	1	3	29	1	1	3	36	67	9	0	.333	.289	2
2012	Fort Wayne (A)	.258	129	407	59	105	28	7	5	51	6	3	7	53	118	23	6	.351	.398	3
2013	Lake Elsinore (A)	.256	127	450	77	115	26	9	13	57	2	4	9	43	128	27	7	.330	.440	4
Minor League Totals		.247	319	1054	170	260	60	17	21	137	9	8	19	132	313	59	13	.339	.396	9

GARCES, FRANK YEURY

LHP

HT: 5-10 **WT:** 170 **B/T:** L/L **HOMETOWN:** San Cristobal, DR
BORN: January 17, 1990 in San Cristobal, DR **OPENING DAY AGE:** 24
HOW ACQUIRED: Signed as a minor league free agent: May 29, 2009
SIGNED BY: N/A (Rangers)
CAREER NOTES: **2009:** Originally signed by the Texas Rangers as a non-drafted free agent on May 29...**2011:** Led the Dominican Summer League in strikeouts (115)...his 115 strikeouts were the most in one year by any player over the last 15 seasons of DSL play.

YR	CLUB	W-L	ERA	G	GS	CG	SHO	SV	IP	H	R	ER	HR	HB	BB	SO	WP	BK	AVG
2009	DSL Rangers (R)	0-2	4.96	8	1	0	0	0	16.1	24	16	9	0	1	9	12	0	1	.343
2010	Injured - Did not pitch																		
2011	DSL Padres (R)	4-3	2.51	15	10	1	0	1	71.2	53	28	20	3	1	20	115	5	0	.202
2012	Fort Wayne (A)	9-6	2.81	25	25	0	0	0	121.2	102	51	38	3	1	55	112	4	2	.233
2013	Lake Elsinore (A)	7-9	5.67	26	26	0	0	0	120.2	131	86	76	15	13	57	126	4	3	.275
Minor League Totals		20-20	3.90	74	62	1	0	1	330.1	310	181	143	21	16	141	365	13	6	.248

GARCIA, JOEL DE JESUS

LHP

HT: 6-2 **WT:** 180 **B/T:** L/L **HOMETOWN:** San Cristobal, DR
BORN: August 7, 1992 in San Cristobal, DR **OPENING DAY AGE:** 21
HOW ACQUIRED: Signed as a non-drafted free agent: April 14, 2012
SIGNED BY: N/A (Padres)

YR	CLUB	W-L	ERA	G	GS	CG	SHO	SV	IP	H	R	ER	HR	HB	BB	SO	WP	BK
2012	DSL Padres (R)	0-0	3.66	14	0	0	0	0	19.2	19	12	8	0	5	17	15	6	1
2013	Injured - Did not play																	

GEER, JOSHUA BRENT (JOSH)

RHP

HT: 6-3 **WT:** 190 **B/T:** R/R **HOMETOWN:** Forney, TX
BORN: June 2, 1983 in Dallas, TX **OPENING DAY AGE:** 30
HIGH SCHOOL: Forney (TX) **COLLEGE:** Rice (TX)
HOW ACQUIRED: Signed as a third-round selection of the 2005 First-Year Player Draft
SIGNED BY: Bob Laurie (Padres)
CAREER NOTES: **2007:** Earned Texas League Pitcher of the Year and Padres Minor League Pitcher of the Year honors...led the TL in wins (16) and ERA (3.20)...finished second in innings pitched (171.1)...named a Texas League mid-season and post-season All-Star...**2008:** Made his Major League debut and recorded his first victory in a game started for the Padres on August 30 vs. Colorado...travelled with the Padres to China for the two-game exhibition series vs. the Dodgers...pitched 2.0 scoreless innings in the second game, becoming the first Major League pitcher to win a game in China after game one ended in a tie...**2009:** Allowed 27 home runs total over 102.2 IP for the Padres, joining Andy Benes (2001, STL) as one of only two pitchers in National League history to allow 25-or-more home runs in a season with less than 110.0 IP...**2011:** Overcame Stage III melanoma...**2013:** Won both clinching games in Texas League playoffs, including title game, becoming just the second Texas League pitcher to win clinching games in the ultimate games of each series, joining Shreveport's Gordon Maltzberger in 1942.

YR	CLUB	W-L	ERA	G	GS	CG	SHO	SV	IP	H	R	ER	HR	HB	BB	SO	WP	BK	AVG
2005	Eugene (A)	3-1	3.69	7	6	0	0	0	31.2	35	13	13	5	1	4	13	1	0	.285
	Fort Wayne (A)	1-1	4.25	5	5	0	0	0	29.2	29	16	14	3	1	9	23	0	0	.259
2006	Fort Wayne (A)	6-2	3.10	12	11	1	1	0	72.2	72	27	25	3	5	13	46	2	0	.263
	Lake Elsinore (A)	7-4	4.96	15	15	0	0	0	89.0	116	60	49	7	3	16	56	3	2	.316
2007	San Antonio (AA)	16-6*	3.20*	26	26	2	0	0	171.1	163	67	61	9	11	27	102	7	0	.252
	Portland (AAA)	1-0	3.00	1	1	0	0	0	6.0	6	2	2	0	0	1	6	1	0	.286
2008	Portland (AAA)	8-9	4.54	28	27	0	0	0	166.2	187	95	84	22	4	45	107	6	1	.285
	SAN DIEGO	2-1	2.67	5	5	0	0	0	27.0	29	8	8	2	0	9	16	0	0	.269
2009	Portland (AAA)	2-5	4.44	9	9	1	0	0	52.2	60	29	26	5	2	14	21	0	0	.294
	SAN DIEGO	1-7	5.96	19	17	0	0	0	102.2	116	73	68	27	4	23	54	0	0	.288
2010	Portland (AAA)	11-11	5.41	29	25	1	1	0	171.1	212	111	103	29	4	32	89	12	3	.308
2011	Tucson (AAA)	1-0	8.00	2	2	0	0	0	9.0	17	8	8	1	0	2	7	0	0	.395
2012	Tucson (AAA)	2-3	7.81	8	8	0	0	0	40.1	60	37	35	8	2	16	25	3	0	.353
2012	San Antonio (AA)	5-7	4.44	20	20	0	0	0	119.2	145	68	59	8	9	20	79	8	0	.296
2013	San Antonio (AA)	8-5	3.41	34	11	0	0	2	100.1	114	47	38	11	0	24	79	4	0	.288
	Tucson (AAA)	0-1	6.75	1	1	0	0	0	4.0	5	3	3	0	0	2	1	1	0	.333
Minor League Totals		71-55	4.40	197	167	5	2	2	1064.1	1221	583	520	111	42	225	654	48	6	.290
Major League Totals		3-8	5.28	24	22	0	0	0	129.2	145	81	76	29	4	32	70	0	0	.284

SCOUTING & PLAYER DEVELOPMENT

GIRON, RUDDY

INF

HT: 5-11 **WT:** 175 **B/T:** R/R **HOMETOWN:** Santo Domingo, DR
BORN: January 4, 1997 in Santo Domingo, DR **OPENING DAY AGE:** 17
HOW ACQUIRED: Signed as a non-drafted free agent: July 2, 2013
SIGNED BY: Randy Smith, Felix Feliz, Ysrael Rojas and Martin Jose (Padres)

GONZALEZ, CESAR ALFREDO

RHP

HT: 6-0 **WT:** 185 **B/T:** R/R **HOMETOWN:** Maracay, Valenzuela
BORN: December 18, 1991 in Maracay, Valenzuela **OPENING DAY AGE:** 22
HOW ACQUIRED: Signed as a non-drafted free agent: January 24, 2013
SIGNED BY: N/A (Padres)

YR	CLUB	W-L	ERA	G	GS	CG	SHO	SV	IP	H	R	ER	HR	HB	BB	SO	WP	BK	AVG
2013	DSL Padres (R)	2-2	5.12	20	0	0	0	5	19.1	16	21	11	0	5	19	21	8	0	.216

GONZALEZ, MANUEL FRANCISCO

RHP

HT: 6-4 **WT:** 195 **B/T:** R/R **HOMETOWN:** Santo Domingo, DR
BORN: October 21, 1994 in Santo Domingo, DR **OPENING DAY AGE:** 19
HOW ACQUIRED: Signed as a non-drafted free agent: April 24, 2012
SIGNED BY: N/A (Padres)

YR	CLUB	W-L	ERA	G	GS	CG	SHO	SV	IP	H	R	ER	HR	HB	BB	SO	WP	BK	AVG
2012	DSL Padres (R)	0-1	6.75	3	0	0	0	0	4.0	6	4	3	0	1	1	2	0	0	.333
2013	DSL Padres (R)	1-4	4.53	13	13	0	0	0	59.2	63	37	30	1	7	14	57	12	2	.257
Minor League Totals		1-5	4.67	16	13	0	0	0	63.2	69	41	33	1	8	15	59	12	2	.262

GORIE, JALEN JUWAN

INF

HT: 5-9 **WT:** 210 **B/T:** R/R **HOMETOWN:** Brent, AL
BORN: June 15, 1993 in Tuscaloosa, AL **OPENING DAY AGE:** 20
HIGH SCHOOL: Bibb County (AL)
HOW ACQUIRED: Signed as a sixth-round selection in the 2012 First-Year Player Draft
SIGNED BY: David Francia (Padres)

YR	CLUB	AVG	G	AB	R	H	2B	3B	HR	RBI	SH	SF	HP	BB	SO	SB	CS	OBP	SLG	E
2012	AZL Padres (R)	.270	30	111	24	30	3	1	1	13	0	1	2	11	30	1	0	.344	.342	11
2013	Eugene (A)	.067	6	15	0	1	0	0	0	0	0	0	0	0	3	0	0	.067	.067	1
	AZL Padres (R)	.309	16	55	9	17	3	1	0	8	1	2	2	4	12	2	0	.365	.400	1
Minor League Totals		.265	52	181	33	48	6	2	1	21	1	3	4	15	45	3	0	.330	.337	13

GORIS, DIEGO AGUSTIN

INF

HT: 5-10 **WT:** 215 **B/T:** R/R **HOMETOWN:** Santiago, DR
BORN: November 8, 1990 in Santiago, DR **OPENING DAY AGE:** 23
HOW ACQUIRED: Selected in the Triple-A Phase of the 2012 Rule 5 Draft from the Kansas City Royals
SIGNED BY: Rene Gayo & Nelson Llena (Pirates)
CAREER NOTES: 2008: Originally signed by Pittsburgh as a non-drafted free agent, May 23...2011: Acquired by Kansas City from Pittsburgh with RHP Brooks Pounders in exchange for INF Yamaico Navarro, December 7.

YR	CLUB	AVG	G	AB	R	H	2B	3B	HR	RBI	SH	SF	HP	BB	SO	SB	CS	OBP	SLG	E
2008	DSL Pirates (R)	.245	44	143	16	35	2	2	0	11	1	0	2	5	21	2	3	.280	.287	13
2009	DSL Pirates (R)	.277	58	231	37	64	8	5	1	31	7	2	3	10	22	11	7	.313	.368	21
2010	DSL Pirates (R)	.310	49	171	31	53	7	1	5	29	1	1	0	9	19	6	6	.343	.450	7
2011	DSL Pirates (R)	.350	68	266	53	93	20	4	5	46	2	3	3	15	28	15	3	.387	.511	13
2012	AZL Royals (R)	.425	18	80	14	34	6	3	3	19	0	2	2	2	10	0	0	.442	.688	7
	Idaho Falls (R)	.286	40	154	27	44	8	1	10	32	2	1	1	2	22	0	0	.297	.545	2
2013	Fort Wayne (A)	.266	96	361	43	96	19	1	6	52	3	7	1	16	47	1	0	.294	.374	15
Minor League Totals		.298	373	1406	221	419	70	17	30	220	16	16	12	59	169	35	19	.328	.436	78

GOTT, TREVOR VAUGHAN

RHP

HT: 5-10 **WT:** 190 **B/T:** R/R **HOMETOWN:** Lexington, KY
BORN: August 26, 1992 in Lexington, KY **OPENING DAY AGE:** 21
HIGH SCHOOL: Tates Creek (KY) **COLLEGE:** Kentucky
HOW ACQUIRED: Signed as a sixth-round selection in the 2013 First-Year Player Draft
SIGNED BY: Mark Conner (Padres)
CAREER NOTES: 2010: Gatorade Kentucky High School Player of the Year at Tates Creek High...all-state as a junior and a senior...as a senior, posted a 6-0 record with a 1.12 ERA with 76 strikeouts in 47.1 innings...2011: Won the Russell Ford Award as the top reliever in the Cape Cod League...2012: Set a single-season save record at UK with nine...2013: Recorded a school-record 23 career saves.

YR	CLUB	W-L	ERA	G	GS	CG	SHO	SV	IP	H	R	ER	HR	HB	BB	SO	WP	BK	AVG
2013	Eugene (A)	0-0	2.08	4	0	0	0	0	4.1	4	2	1	0	0	3	8	0	0	.250
	Fort Wayne (A)	2-2	2.56	27	0	0	0	0	31.2	23	11	9	1	2	12	33	1	0	.205
Minor League Totals		2-2	2.50	31	0	0	0	4	36.0	27	13	10	1	2	15	41	1	0	.211

SCOUTING & PLAYER
DEVELOPMENT



SCOUTING & PLAYER DEVELOPMENT

GUERRERO, TAYRON LUIS

RHP

HT: 6-7 **WT:** 210 **B/T:** R/R **HOMETOWN:** Bocachica, Colombia
BORN: January 9, 1991 in Bocachica, Colombia **OPENING DAY AGE:** 23
HOW ACQUIRED: Signed as a non-drafted free agent: December 18, 2009
SIGNED BY: Robert Rowley, Felix Feliz and Marcial Del Valle (Padres)

YR	CLUB	W-L	ERA	G	GS	CG	SHO	SV	IP	H	R	ER	HR	HB	BB	SO	WP	BK	AVG
2010	DSL Padres (R)	3-2	3.42	16	5	0	0	1	47.1	38	21	18	0	4	32	50	6	0	.229
2011	AZL Padres (R)	0-4	9.62	16	4	0	0	0	33.2	45	42	36	0	6	41	24	13	1	.331
2012	AZL Padres (R)	1-0	1.50	5	3	0	0	0	12.0	7	2	2	0	0	2	6	0	0	.175
	Eugene (A)	0-1	3.38	4	4	0	0	0	13.1	10	6	5	0	1	12	11	6	0	.227
2013	Fort Wayne (A)	0-1	7.36	4	0	0	0	0	3.2	8	8	3	0	1	8	4	3	0	.471
	AZL Padres (R)	1-0	5.79	3	1	0	0	0	4.2	5	4	3	0	1	0	5	2	0	.263
	Eugene (A)	1-4	4.50	15	3	0	0	0	32.0	24	21	16	1	4	25	35	6	0	.209
Minor League Totals		6-12	5.09	63	20	0	0	1	146.2	137	104	83	1	17	120	135	36	1	.255

GUINN, BRIAN D. (B.J.)

INF

HT: 5-11 **WT:** 175 **B/T:** S/R **HOMETOWN:** El Sobrante, CA
BORN: April 4, 1989 in El Sobrante, CA **OPENING DAY AGE:** 24
HIGH SCHOOL: Berkeley (CA) **COLLEGE:** California
HOW ACQUIRED: Signed as an 11th-round selection in the 2010 First-Year Player Draft
SIGNED BY: Noah Jackson (Padres)

YR	CLUB	AVG	G	AB	R	H	2B	3B	HR	RBI	SH	SF	HP	BB	SO	SB	CS	OBP	SLG	E
2010	Eugene (A)	.162	11	37	3	6	2	0	0	2	0	0	1	4	11	1	0	.262	.216	5
	AZL Padres (R)	.312	31	125	22	39	5	2	0	8	1	1	0	20	28	14	3	.404	.384	9
2011	Fort Wayne (A)	.245	123	417	49	102	11	6	1	34	12	4	3	36	104	34	10	.307	.307	29
2012	Eugene (A)	.184	13	38	2	7	0	0	0	7	0	1	0	8	7	1	1	.319	.184	8
	Lake Elsinore (A)	.227	14	44	4	10	0	0	0	2	0	0	1	2	7	0	2	.277	.227	2
	Fort Wayne (A)	.210	19	62	4	13	0	1	0	3	2	1	0	4	18	6	0	.254	.242	2
2013	Lake Elsinore (A)	.252	96	321	44	81	13	8	4	45	10	4	4	32	79	7	8	.324	.380	23
Minor League Totals		.247	307	1044	128	258	31	17	5	101	25	11	9	106	254	63	24	.319	.324	78

GUZMAN, JORGE LEANDRO

RHP

HT: 6-0 **WT:** 160 **B/T:** R/R **HOMETOWN:** Bani, DR
BORN: July 15, 1989 in Bani, DR **OPENING DAY AGE:** 24
HOW ACQUIRED: Signed as a non-drafted free agent: July 2, 2008
SIGNED BY: Felix Feliz and Randy Smith (Padres)
CAREER NOTES: 2012: Converted to a pitcher full-time prior to 2012 season after serving as a shortstop from 2009-2011.

YR	CLUB	W-L	ERA	G	GS	CG	SHO	SV	IP	H	R	ER	HR	HB	BB	SO	WP	BK	AVG
2012	DSL Padres (R)	3-4	2.67	21	0	0	0	0	27.0	20	12	8	1	1	7	21	4	0	.206
2013	Eugene (A)	2-0	0.00	4	0	0	0	2	5.0	2	0	0	0	0	0	7	1	0	.118
	Fort Wayne (A)	1-1	2.86	20	0	0	0	0	28.1	23	12	9	1	0	14	21	3	0	.213
Minor League Totals		6-5	2.54	45	0	0	0	2	60.1	45	24	17	2	1	21	49	8	0	.203

YR	CLUB	AVG	G	AB	R	H	2B	3B	HR	RBI	SH	SF	HP	BB	SO	SB	CS	OBP	SLG	E
2009	DSL Padres (R)	.183	30	104	12	19	2	1	2	18	1	2	1	22	35	1	3	.326	.279	13
2010	DSL Padres (R)	.191	39	131	19	25	4	0	3	16	0	0	2	24	37	3	1	.325	.290	8
2011	DSL Padres (R)	.137	41	131	15	18	3	0	0	4	2	1	3	23	36	4	2	.278	.160	9
Minor League Totals		.169	110	366	46	62	9	1	5	38	3	3	6	69	108	8	6	.309	.240	30

HAGERTY, JASON TIMOTHY

C

HT: 6-3 **WT:** 230 **B/T:** S/R **HOMETOWN:** St. Louis, MO
BORN: September 13, 1987 in St. Louis, MO **OPENING DAY AGE:** 26
HIGH SCHOOL: St. John Vianney (MO) **COLLEGE:** Miami (FL)
HOW ACQUIRED: Signed as a fifth-round selection in the 2009 First-Year Player Draft
SIGNED BY: Rob Sidwell (Padres)
CAREER NOTES: Misc: Named 2006 Missouri Gatorade Player of the Year...played baseball at the University of Miami where he was teammates with Yonder Alonso and Yasmani Grandal on the 2008 Hurricanes club that made it to the College World Series.

YR	CLUB	AVG	G	AB	R	H	2B	3B	HR	RBI	SH	SF	HP	BB	SO	SB	CS	OBP	SLG	E
2009	Eugene (A)	.225	47	173	34	39	12	0	6	26	0	1	3	26	47	0	0	.335	.399	4
	Portland (AAA)	.133	5	15	3	2	1	0	0	1	0	0	0	2	4	0	0	.235	.200	0
2010	Fort Wayne (A)	.302	122	431	74	130	35	3	14	74	0	7	8	88	104	2	1	.423	.494	10
2011	Lake Elsinore (A)	.311	68	257	53	80	25	2	8	47	0	3	7	26	62	3	2	.386	.518	15
	San Antonio (AA)	.231	36	130	15	30	6	1	1	18	2	1	3	14	40	0	1	.318	.315	0
2012	Eugene (A)	.250	5	16	3	4	1	0	1	2	0	0	0	6	7	0	0	.455	.500	0
	San Antonio (AA)	.248	72	246	30	61	12	0	7	30	0	2	3	35	51	0	0	.346	.382	11
2013	Tucson (AAA)	.160	12	25	2	4	0	0	0	3	0	0	1	5	3	0	0	.323	.160	1
Minor League Totals		.271	367	1293	214	350	92	6	37	201	2	14	25	202	318	5	4	.376	.437	41

SCOUTING & PLAYER DEVELOPMENT

HALE, TYLER COULSON

RHP

HT: 5-10 **WT:** 175 **B/T:** R/R **HOMETOWN:** Abilene, TX
BORN: July 12, 1990 in Dallas, TX **OPENING DAY AGE:** 23
HIGH SCHOOL: Abilene (TX) **COLLEGE:** Arizona
HOW ACQUIRED: Signed as a non-drafted free agent: July 10, 2013
SIGNED BY: Dave Lottsfeldt (Padres)
CAREER NOTES: Misc.: Tossed three no-hitters as a senior at Abilene High in 2009.

YR	CLUB	W-L	ERA	G	GS	CG	SHO	SV	IP	H	R	ER	HR	HB	BB	SO	WP	BK	AVG
2013	AZL Padres (R)	0-0	4.50	4	0	0	0	0	6.0	8	4	3	1	0	0	6	2	0	.333
	Eugene (A)	3-3	5.32	12	2	0	0	0	22.0	24	13	13	4	6	12	17	0	1	.286
Minor League Totals		3-3	5.14	16	2	0	0	0	28.0	32	17	16	5	6	12	23	2	1	.296

HANCOCK, JUSTIN D.

RHP

HT: 6-3 **WT:** 185 **B/T:** R/R **HOMETOWN:** Defiance, OH
BORN: October 28, 1990 in Defiance, OH **OPENING DAY AGE:** 23
HIGH SCHOOL: Defiance (OH) **COLLEGE:** Lincoln Trail (IL)
HOW ACQUIRED: Signed as a ninth-round selection in the 2011 First-Year Player Draft
SIGNED BY: Jeff Stewart (Padres)

YR	CLUB	W-L	ERA	G	GS	CG	SHO	SV	IP	H	R	ER	HR	HB	BB	SO	WP	BK	AVG
2011	AZL Padres (R)	0-3	7.09	11	8	0	0	0	33.0	46	30	26	0	1	21	30	3	1	.329
2012	Fort Wayne (A)	0-4	6.95	13	2	0	0	0	33.2	44	31	26	3	1	20	23	1	0	.312
	Eugene (A)	5-2	1.61	15	14	0	0	0	72.2	52	17	13	3	3	23	66	7	0	.203
2013	Fort Wayne (A)	5-1	1.73	12	12	0	0	0	67.2	54	20	13	0	2	20	44	3	0	.222
	Lake Elsinore (A)	3-7	5.14	14	14	0	0	0	63.0	81	52	36	5	5	36	39	6	0	.307
Minor League Totals		13-17	3.80	65	50	0	0	0	270.0	277	150	114	11	12	120	202	20	1	.265

HEBNER, CODY L.

RHP

HT: 5-11 **WT:** 175 **B/T:** R/R **HOMETOWN:** Auburn, WA
BORN: November 21, 1990 in Auburn, WA **OPENING DAY AGE:** 23
HIGH SCHOOL: Auburn Mountainview (WA) **COLLEGE:** Green River CC (WA)
HOW ACQUIRED: Signed as a fourth-round selection in the 2011 First-Year Player Draft
SIGNED BY: Justin Baughman (Padres)
CAREER NOTES: 2013: Led California League in games pitched and holds (23).

YR	CLUB	W-L	ERA	G	GS	CG	SHO	SV	IP	H	R	ER	HR	HB	BB	SO	WP	BK	AVG
2011	Eugene (A)	2-2	3.35	11	7	0	0	0	37.2	28	16	14	0	0	15	39	4	0	.207
2012	Fort Wayne (A)	7-7	5.01	25	20	0	0	1	109.2	108	63	61	5	4	50	110	7	1	.258
2013	Lake Elsinore (A)	2-2	3.62	58*	0	0	0	4	74.2	57	31	30	3	4	41	78	5	1	.207
Minor League Totals		11-11	4.26	94	27	0	0	5	222.0	193	110	105	8	8	106	227	16	2	.233

HOLLAND, SAMUEL JOSEPH

RHP

HT: 6-4 **WT:** 195 **B/T:** R/R **HOMETOWN:** Morayfield, Australia
BORN: February 20, 1994 in Brisbane, Australia **OPENING DAY AGE:** 20
HOW ACQUIRED: Signed as a non-drafted free agent: October 9, 2012
SIGNED BY: Trevor Schumm (Padres)
CAREER NOTES: 2013: Led Arizona League in games finished (23) and ranked second in saves.

YR	CLUB	W-L	ERA	G	GS	CG	SHO	SV	IP	H	R	ER	HR	HB	BB	SO	WP	BK	AVG
2013	AZL Padres (R)	2-2	2.25	27	0	0	0	8	32.0	35	10	8	0	2	6	34	3	0	.267

SCOUTING & PLAYER
DEVELOPMENT



SCOUTING & PLAYER DEVELOPMENT

HUNT, BRIDGER LOUIS

OF

HT: 6-0 **WT:** 171 **B/T:** R/R **HOMETOWN:** Ellijay, GA
BORN: July 24, 1985 in Ocala, FL **OPENING DAY AGE:** 28
HIGH SCHOOL: Oviengo (FL) **COLLEGE:** University of Central Missouri
HOW ACQUIRED: Signed as an minor league free agent: August 8, 2013
SIGNED BY: Mitch Webster (Dodgers)

CAREER NOTES: 2006: Batted .415 with 21 doubles, 11 triples, nine home runs, 74 RBI, 22 stolen bases and a school-record 165 totals bases for Central Missouri...named First-Team All-Mid-America Intercollegiate Athletics Association, First-Team National College Baseball Writers Association All-Region and All-American...also MIAA Player of the Year and Central Regional Player of the Year...selected by Los Angeles Dodgers in ninth round of 2006 First-Year Draft...labeled by *Baseball America* the Best Pure Hitter (along with Preston Mattingly) in Dodgers' 2006 draft class.

YR	CLUB	AVG	G	AB	R	H	2B	3B	HR	RBI	SH	SF	HP	BB	SO	SB	CS	OBP	SLG	E
2006	GCL Dodgers (R)	.125	2	8	0	1	0	0	0	1	0	1	0	0	1	0	0	.111	.125	0
	Columbus (A)	.314	67	236	45	74	12	1	1	24	1	2	2	23	32	12	9	.376	.386	3
2007	Great Lakes (A)	.296	46	179	29	53	7	1	1	19	2	2	2	15	30	6	5	.354	.363	2
	Inland Empire (A)	.296	67	226	39	67	12	4	2	29	4	1	2	22	33	10	9	.363	.412	6
2008	Inland Empire (A)	.292	93	353	62	103	18	0	1	33	5	1	4	40	53	4	9	.369	.351	8
2009																				
	Injured - Did not play																			
2010	Long Island (IND)	.259	38	116	16	30	6	1	1	13	4	0	2	11	16	7	0	.333	.353	-
	Inland Empire (A)	.170	27	94	12	16	1	0	0	7	2	1	0	11	12	3	1	.255	.181	1
2011	S. Maryland (IND)	.281	30	96	18	27	4	0	2	15	6	1	3	9	13	5	2	.358	.385	-
	Rockland (IND)	.237	18	59	7	14	0	1	0	1	1	0	0	7	12	4	3	.318	.271	-
2012	Grand Prairie (IND)	.185	17	54	5	10	1	1	0	2	4	1	0	3	8	0	3	.224	.241	-
	Kansas City (IND)	.333	3	9	3	3	0	0	0	1	0	0	0	0	2	0	0	.333	.333	-
	Lancaster (IND)	.333	51	159	20	53	11	1	1	20	1	2	2	15	10	2	3	.393	.434	-
	S. Maryland (IND)	.000	3	9	0	0	0	0	0	0	1	0	0	1	3	0	0	.100	.000	-
2013	Newark (IND)	.402	69	266	54	107	21	2	4	36	1	4	4	16	15	14	3	.438	.541	-
	Lake Elsinore (A)	.337	20	83	10	28	4	0	2	13	1	0	0	8	5	2	2	.396	.458	3
Minor League Totals		.290	322	1179	197	342	54	6	7	126	15	8	10	119	166	37	35	.358	.364	23
Independent League Totals		.318	229	768	123	244	43	6	8	88	18	8	11	62	79	32	14	-	-	-

HUSSEY, JOHN HENRY

RHP

HT: 6-3 **WT:** 172 **B/T:** R/R **HOMETOWN:** Victoria, Australia
BORN: November 22, 1986 in Victoria, Australia **OPENING DAY AGE:** 27
HOW ACQUIRED: Signed as a non-drafted free agent: November 1, 2004
SIGNED BY: Trevor Schumm (Padres)
CAREER NOTES: 2012: Played in the Australian Baseball League, going 3-2 with a 2.77 ERA (12 ER, 39.0 IP) in 16 games, four starts, for Melbourne.

YR	CLUB	W-L	ERA	G	GS	CG	SHO	SV	IP	H	R	ER	HR	HB	BB	SO	WP	BK	AVG
2005	AZL Padres (R)	1-3	6.44	9	9	0	0	0	36.1	38	30	26	2	7	13	31	4	0	.275
2006	AZL Padres (R)	3-1	2.44	13	7	0	0	0	44.1	39	16	12	1	7	16	32	2	0	.253
2007	Fort Wayne (A)	0-5	7.50	6	6	0	0	0	24.0	25	20	20	3	2	20	10	3	0	.272
	Eugene (A)	4-5	6.66	22	7	0	0	0	52.2	59	46	39	5	10	44	56	14	0	.294
2008																			
	Missed season due to injury																		
2009	AZL Padres (R)	2-2	10.20	12	5	0	0	0	30.0	44	37	34	5	4	28	24	5	0	.355
2010	Fort Wayne (A)	4-3	6.35	12	12	0	0	0	56.2	74	48	40	7	3	16	32	4	0	.311
2011																			
	Did not play in MiLB																		
2012																			
	Did not play in MiLB																		
2013	Fort Wayne (A)	2-0	1.59	6	0	0	0	0	17.0	12	5	3	0	1	2	9	1	0	.185
	Lake Elsinore (A)	2-3	6.49	35	2	0	0	0	59.2	80	54	43	10	2	24	32	5	0	.325
Minor League Totals		18-22	6.09	115	48	0	0	0	320.2	371	256	217	33	36	163	226	38	0	.295

IBARRA, JEFFREY

LHP

HT: 6-5 **WT:** 195 **B/T:** L/L **HOMETOWN:** Menifee, CA
BORN: August 18, 1987 in Escondido, CA **OPENING DAY AGE:** 26
HIGH SCHOOL: Murrieta Valley (CA) **COLLEGE:** Lee University (TN)
HOW ACQUIRED: Signed as a 23rd-round selection in the 2009 First-Year Player Draft
SIGNED BY: Ash Lawson (Padres)

YR	CLUB	W-L	ERA	G	GS	CG	SHO	SV	IP	H	R	ER	HR	HB	BB	SO	WP	BK	AVG
2009	Eugene (A)	1-3	3.80	26	0	0	0	0	42.2	47	24	18	3	10	10	42	1	0	.278
2010	Fort Wayne (A)	1-1	3.96	42	0	0	0	1	50.0	56	28	22	3	2	14	44	2	1	.276
2011	Fort Wayne (A)	3-3	3.23	25	0	0	0	0	30.2	15	11	11	1	2	11	36	0	0	.144
	Lake Elsinore (A)	3-2	3.93	22	0	0	0	0	36.2	31	16	16	1	1	9	29	0	0	.240
2012	San Antonio (AA)	0-0	0.75	20	0	0	0	0	24.0	22	5	2	0	1	5	24	0	0	.227
	AZL Padres (R)	0-0	0.00	2	0	0	0	0	2.0	1	1	0	0	0	0	0	0	0	.143
	Lake Elsinore (A)	0-0	1.74	9	0	0	0	0	10.1	11	3	2	0	0	0	12	0	0	.262
2013	Tucson (AAA)	0-0	30.86	2	0	0	0	0	2.1	8	8	8	1	1	3	2	0	0	.533
	San Antonio (AA)	3-1	5.88	57	0	0	0	0	52.0	59	35	34	5	4	11	52	1	1	.278
Minor League Totals		11-10	4.06	205	0	0	0	1	250.2	250	131	113	14	21	63	241	4	2	.256

SCOUTING & PLAYER DEVELOPMENT

JANKOWSKI, TRAVIS PAUL

OF

HT: 6-2 **WT:** 180 **B/T:** L/R **HOMETOWN:** Lancaster, PA
BORN: June 15, 1991 in Lancaster, PA **OPENING DAY AGE:** 22
HIGH SCHOOL: Lancaster Catholic (PA) **COLLEGE:** Stony Brook (NY)
HOW ACQUIRED: Signed as a supplemental-round (44th overall) selection in the 2012 First-Year Player Draft
SIGNED BY: Jim Bretz (Padres)
CAREER NOTES: 2013: Led the California League and finished with the fourth-most stolen bases in the minors...the 71 were the eighth-most in Padres minor league history...California League postseason All-Star.

YR	CLUB	AVG	G	AB	R	H	2B	3B	HR	RBI	SH	SF	HP	BB	SO	SB	CS	OBP	SLG	E
2012	AZL Padres (R)	.250	2	8	1	2	0	0	0	4	0	1	0	0	1	0	0	.222	.250	0
	Fort Wayne (A)	.282	59	238	32	67	10	4	1	23	1	3	1	13	44	17	7	.318	.370	2
2013	Lake Elsinore (A)	.286	122	493	89	141	19	6	1	38	3	4	2	54	96	71*	14	.356	.355	2
	Minor League Totals	.284	183	739	122	210	29	10	2	65	4	8	3	67	141	88	21	.343	.359	4

JENSEN, PETER CHASE (CHASE)

INF

HT: 6-3 **WT:** 180 **B/T:** R/R **HOMETOWN:** Arlington, TX
BORN: January 29, 1991 in Riverside, CA **OPENING DAY AGE:** 23
HIGH SCHOOL: Arlington Martin (TX) **COLLEGE:** Oklahoma City
HOW ACQUIRED: Signed as a 22nd-round selection in the 2013 First-Year Player Draft
SIGNED BY: Lane Decker (Padres)
CAREER NOTES: Misc.: Played Junior College at Weatherford College before transferring to Oklahoma City University prior to 2011 season.

YR	CLUB	AVG	G	AB	R	H	2B	3B	HR	RBI	SH	SF	HP	BB	SO	SB	CS	OBP	SLG	E
2013	Eugene (A)	.162	38	117	8	19	2	0	1	6	1	0	4	10	36	0	0	.252	.205	5

JIMENEZ, MIGUEL ANGEL

OF

HT: 6-2 **WT:** 185 **B/T:** L/L **HOMETOWN:** Barinas, Venezuela
BORN: October 17, 1993 in Barinas, Venezuela **OPENING DAY AGE:** 20
HOW ACQUIRED: Signed as a non-drafted free agent: October 5, 2010
SIGNED BY: Felix Feliz and Yfrain Linares (Padres)

YR	CLUB	AVG	G	AB	R	H	2B	3B	HR	RBI	SH	SF	HP	BB	SO	SB	CS	OBP	SLG	E
2011	DSL Padres (R)	.235	59	183	12	43	11	0	0	28	0	1	2	27	62	3	7	.338	.295	6
2012	DSL Padres (R)	.271	61	229	28	62	9	1	3	36	1	1	2	14	40	8	1	.317	.358	10
2013	AZL Padres (R)	.121	11	33	4	4	1	0	0	1	0	1	0	5	15	0	0	.231	.152	0
	Minor League Totals	.245	131	445	44	109	21	1	3	65	1	3	4	46	117	11	8	.319	.317	16

JOHNSON, ROBERT JAMES (ROB)

RHP

HT: 6-1 **WT:** 215 **B/T:** R/R **HOMETOWN:** Dripping Springs, TX
BORN: July 22, 1982 in Anaconda, MT **OPENING DAY AGE:** 31
HIGH SCHOOL: Butte Central (MT) **COLLEGE:** Houston (TX)
HOW ACQUIRED: Signed as a minor league free agent: February 10, 2014
SIGNED BY: N/A (Mariners)

CAREER NOTES: Converted to pitcher full-time prior to 2014 season...is a .200 career Major League hitter with eight home runs in 265 games as well as a .263 hitter with 43 home runs in 568 minor league contests...played the 2011 season with the Padres, batting .190 in 67 games...**2004:** Signed by the Seattle Mariners as a fourth-round selection in the First-Year Player Draft...was previously selected in 2002 (41st round) and 2003 (18th round) by the Marlins and Phillies, but did not sign...**2005:** Played for the USA Baseball World Cup qualifying team...**2007:** Made his Major League debut on September 4 at the New York Yankees and collected first nign league hit in first game of a doubleheader on September 26 vs. Cleveland...**2006:** Hit his first Major League home run on September 26 vs. Oakland off Jerry Blevins...named PCL Catcher of the Year...**2009:** Led all Major League catchers and set a franchise record with a 3.22 catchers ERA...**2012:** Made his Major League pitching debut on May 16 at Toronto, tossing a scoreless eighth inning with a strikeout...**Misc:** Played two seasons at Saddleback Junior College in Mission Viejo, Calif., and then one season at the University of Houston...his sister, Kelly, played basketball at Illinois State University, while his other sister, Carley, played at St. Mary's College in Kansas...he and his wife, Kristan, have a son, Lane, and daughters, Lucia and London.

YR	CLUB	W-L	ERA	G	GS	CG	SHO	SV	IP	H	R	ER	HR	HB	BB	SO	WP	BK	AVG
2012	NEW YORK (NL)	0-0	0.00	1	0	0	0	0	1.0	0	0	0	0	0	0	1	0	0	.000
2013	ST. LOUIS	0-0	0.00	1	0	0	0	0	0.1	0	0	0	0	0	0	1	0	0	.000
	Major League Totals	0-0	0.00	2	0	0	0	0	1.1	0	0	0	0	0	0	2	0	0	.000

SCOUTING & PLAYER
DEVELOPMENT



SCOUTING & PLAYER DEVELOPMENT

JONES, DEVIN BLAKE

RHP

HT: 6-2 **WT:** 180 **B/T:** R/R **HOMETOWN:** Nashville, TN
BORN: July 4, 1990 in Starkville, MS **OPENING DAY AGE:** 23
HIGH SCHOOL: Eupora (MS) **COLLEGE:** Mississippi State
HOW ACQUIRED: From the Baltimore Orioles in exchange for RHP Brad Brach: November 25, 2013
SIGNED BY: Dave Jennings (Orioles)
CAREER NOTES: **2008:** Selected by the Cleveland Indians in the 49th round of the First-Year Draft, but did not sign...named First-Team All-State in Mississippi as a high school senior for Eupora High...**2011:** Selected by the Baltimore Orioles in the ninth round of the First-Year Draft.

YR	CLUB	W-L	ERA	G	GS	CG	SHO	SV	IP	H	R	ER	HR	HB	BB	SO	WP	BK	AVG
2011	Aberdeen (A)	2-4	6.08	14	0	0	0	2	23.2	29	22	16	2	1	13	21	2	0	.290
2012	Delmarva (A)	1-6	2.65	19	0	0	0	3	54.1	49	20	16	1	6	11	51	9	0	.241
	Frederick (A)	7-1	2.80	9	9	2	0	0	54.2	53	18	17	5	3	12	29	3	0	.255
2013	Frederick (A)	1-0	1.50	1	1	0	0	0	6.0	3	1	1	0	0	1	3	0	0	.150
	Bowie (AA)	4-7	5.84	24	24	1	0	0	123.1	146	95	80	17	5	48	108	9	0	.299
Minor League Totals		15-18	4.47	67	34	3	0	5	262.0	280	156	130	25	15	85	212	23	0	.275

JONES, DUANEL FRANCISCO

INF

HT: 6-3 **WT:** 225 **B/T:** R/R **HOMETOWN:** Samana, DR
BORN: May 11, 1993 in Samana, DR **OPENING DAY AGE:** 20
HOW ACQUIRED: Signed as a non-drafted free agent: April 13, 2010
SIGNED BY: Randy Smith, Felix Feliz and Jose Salado (Padres)
CAREER NOTES: **2011:** Ranked second in the Arizona Summer League in home runs (8) and tied for ninth in runs (38).

YR	CLUB	AVG	G	AB	R	H	2B	3B	HR	RBI	SH	SF	HP	BB	SO	SB	CS	OBP	SLG	E
2010	DSL Padres (R)	.211	20	57	6	12	2	0	0	3	0	0	1	15	16	1	1	.384	.246	8
2011	AZL Padres (R)	.267	37	150	38	40	7	2	8	23	0	0	3	16	43	1	1	.349	.500	17
	Eugene (A)	.206	18	68	7	14	5	0	0	5	0	0	0	5	25	3	0	.260	.279	6
2012	Fort Wayne (A)	.226	113	394	51	89	26	0	5	41	2	8	2	37	99	4	4	.290	.330	33
2013	Lake Elsinore (A)	.225	123	449	49	101	21	2	7	54	0	2	5	31	124	1	3	.281	.327	30
Minor League Totals		.229	311	1118	151	256	61	4	20	126	2	10	11	104	307	10	9	.298	.344	94

KELICH, PETER THOMAS

RHP

HT: 6-2 **WT:** 185 **B/T:** R/R **HOMETOWN:** Jackson, NJ
BORN: February 16, 1991 in Freehold, NJ **OPENING DAY AGE:** 23
HIGH SCHOOL: Jackson Memorial (NJ) **COLLEGE:** Bryant (RI)
HOW ACQUIRED: Signed as a 38th-round selection in the 2011 First-Year Player Draft
SIGNED BY: Jim Bretz (Padres)
CAREER NOTES: **2010:** Led the Northeast Conference and all of New England with nine wins as a freshman at Bryant University...**2012:** Named Northeast Conference Pitcher of the Year and First-Team All-NEC going 8-3 with a 1.81 ERA...**2013:** Became Bryant's all-time leader with 277 strikeouts and ended his career as the greatest pitcher in Bulldogs history...quickly became the ace of the Arizona Padres staff leading the Arizona League in wins and tossing league's only complete game...also led circuit in WHIP (0.76) and opponents batting average while ranking second in ERA and strikeouts and third in innings...Arizona League All-Star.

YR	CLUB	W-L	ERA	G	GS	CG	SHO	SV	IP	H	R	ER	HR	HB	BB	SO	WP	BK	AVG
2013	AZL Padres (R)	*7-1	1.40	13	10	1	0	1	58.0	43	14	9	1	1	1	69	5	1	.200*

KELLY, MICHAEL JOSEPH

RHP

HT: 6-4 **WT:** 205 **B/T:** R/R **HOMETOWN:** Delray Beach, FL
BORN: September 6, 1992 in Boynton Beach, FL **OPENING DAY AGE:** 21
HIGH SCHOOL: West Boca Raton (FL)
HOW ACQUIRED: Signed as a supplemental-round (48th overall) selection in the 2011 First-Year Player Draft
SIGNED BY: Willie Bosque (Padres)
CAREER NOTES: **2010:** Played in the Aflac All-American Baseball Classic at Petco Park

YR	CLUB	W-L	ERA	G	GS	CG	SHO	SV	IP	H	R	ER	HR	HB	BB	SO	WP	BK	AVG
2012	Fort Wayne (A)	0-2	7.53	7	0	0	0	0	14.1	18	14	12	0	1	18	14	5	0	.316
	AZL Padres (R)	0-5	7.11	13	6	0	0	0	44.1	54	48	35	2	7	25	37	12	1	.302
2013	Fort Wayne (A)	2-1	5.00	15	0	0	0	0	18.0	17	10	10	1	2	12	16	4	0	.262
	Eugene (A)	1-1	6.10	18	0	0	0	0	38.1	36	37	26	2	6	35	33	13	0	.257
Minor League Totals		3-9	6.50	53	6	0	0	0	115.0	125	109	83	5	16	90	100	34	1	.283

SCOUTING & PLAYER DEVELOPMENT

KIMBER, COREY ALEXANDER

RHP

HT: 6-0 **WT:** 185 **B/T:** R/R **HOMETOWN:** Greensboro, NC
BORN: June 28, 1994 in Greensboro, NC **OPENING DAY AGE:** 19
HIGH SCHOOL: Dudley (NC)
HOW ACQUIRED: Signed as a 25th-round selection in the 2012 First-Year Player Draft
SIGNED BY: Adam Bourassa (Padres)

YR	CLUB	W-L	ERA	G	GS	CG	SHO	SV	IP	H	R	ER	HR	HB	BB	SO	WP	BK	AVG
2012	AZL Padres (R)	2-1	3.38	8	0	0	0	0	5.1	6	5	2	0	0	7	3	2	0	.273
2013																			

Injured - Did not pitch

KIRBY-JONES, ANTWOIN JARELLE (A.J.)

INF

HT: 5-9 **WT:** 235 **B/T:** R/R **HOMETOWN:** Knoxville, TN
BORN: October 2, 1988 in Knoxville, TN **OPENING DAY AGE:** 25
HIGH SCHOOL: Webb School (TN) **COLLEGE:** Tennessee Tech (TN)
HOW ACQUIRED: From Oakland Athletics along with RHP Tyson Ross in exchange for INF Andy Parrino and LHP Andrew Werner:
November 16, 2012
SIGNED BY: Marcus Cayenne (OAK)

YR	CLUB	AVG	G	AB	R	H	2B	3B	HR	RBI	SH	SF	HP	BB	SO	SB	CS	OBP	SLG	E
2010	Vancouver (A)	.259	75	247	41	64	10	0	14	42	0	3	8	61	82	1	1	.417	.470	12
2011	Burlington (A)	.240	94	325	45	78	18	0	13	50	0	0	5	56	101	1	1	.360	.415	6
2012	Stockton (A)	.248	115	399	62	99	16	3	21	69	0	3	2	86	128	0	0	.382	.461	7
2013	San Antonio (AA)	.238	58	168	18	40	10	0	5	22	0	1	2	15	55	1	2	.306	.387	2
	Lake Elsinore (A)	.262	46	172	20	45	11	1	8	45	0	2	3	22	54	0	1	.352	.477	2
	Minor League Totals	.249	388	1311	186	326	65	4	61	228	0	9	20	240	420	3	5	.371	.444	29

KLOESS, BRANCH D. (BRANDON)

RHP

HT: 6-2 **WT:** 195 **B/T:** R/R **HOMETOWN:** Boca Raton, FL
BORN: December 9, 1984 in Montgomery, AL **OPENING DAY AGE:** 29
HIGH SCHOOL: St. James (FL) **COLLEGE:** Florida Atlantic
HOW ACQUIRED: From the Chicago White Sox in exchange for OF Blake Tekotte: November 7, 2012
SIGNED BY: Tommy Thompson (White Sox)
CAREER NOTES: **2001:** Named Florida 4A Player of the Year in 2001-02...tossed a perfect game as a sophomore for St. James High in 2001 and again as a senior in 2003...**2009:** Pioneer League post-season All-Star...**2010:** South Atlantic League mid-season All-Star.

YR	CLUB	W-L	ERA	G	GS	CG	SHO	SV	IP	H	R	ER	HR	HB	BB	SO	WP	BK	AVG
2009	Great Falls (R)	2-0	2.45	18	2	0	0	4	58.2	49	22	16	4	3	17	72	3	0	.229
2010	Kannapolis (A)	1-1	1.18	25	0	0	0	9	38.0	32	5	5	1	4	9	47	1	0	.224
2011	Winston-Salem (A)	1-2	5.82	13	0	0	0	1	17.0	21	14	11	2	1	5	24	3	0	.309
	Winston-Salem (A)	2-2	2.77	21	0	0	0	6	39.0	31	17	12	3	1	13	43	2	0	.220
	Birmingham (AA)	4-2	1.31	14	0	0	0	0	34.1	21	9	5	2	4	7	31	1	0	.174
	Charlotte (AAA)	1-0	0.00	4	0	0	0	0	6.1	2	0	0	0	0	0	8	0	0	.100
2012	Birmingham (AA)	3-3	3.35	24	2	0	0	3	45.2	35	23	17	0	3	18	44	2	0	.207
	Charlotte (AAA)	3-0	1.61	13	1	0	0	1	28.0	27	6	5	1	1	12	26	1	0	.252
2013	Tucson (AAA)	3-6	4.99	41	14	0	0	0	101.0	120	63	56	10	9	39	97	4	0	.294
Minor League Totals		20-16	3.11	173	19	0	0	24	368.0	338	159	127	23	26	120	392	17	0	.243

KRAL, ROBERT PATRICK

C

HT: 5-9 **WT:** 200 **B/T:** L/R **HOMETOWN:** Randolph, NJ
BORN: March 28, 1989 in Randolph, NJ **OPENING DAY AGE:** 25
HIGH SCHOOL: Randolph (NJ) **COLLEGE:** College of Charleston (SC)
HOW ACQUIRED: Signed as a 10th-round selection in the 2011 First-Year Player Draft
SIGNED BY: Adam Bourassa (Padres)
CAREER NOTES: **2013:** California League mid-season All-Star.

YR	CLUB	AVG	G	AB	R	H	2B	3B	HR	RBI	SH	SF	HP	BB	SO	SB	CS	OBP	SLG	E
2011	AZL Padres (R)	.275	14	40	9	11	1	1	1	7	0	0	1	13	10	0	1	.463	.425	6
2012	Lake Elsinore (A)	.315	22	54	6	17	5	0	3	9	0	2	1	11	13	0	1	.426	.574	3
	San Antonio (AA)	.160	14	25	6	4	1	0	0	1	1	1	0	9	8	0	0	.371	.200	2
	Tucson (AAA)	.385	6	13	3	5	1	0	0	1	0	0	0	5	1	0	0	.556	.462	0
2013	Lake Elsinore (A)	.286	80	269	57	77	16	5	13	45	0	3	5	63	51	2	0	.426	.528	3
	San Antonio (AA)	.154	21	65	6	10	1	0	3	8	1	0	0	15	14	0	0	.313	.308	1
	Minor League Totals	.266	157	466	87	124	25	6	20	71	2	6	7	116	97	2	2	.415	.474	15

SCOUTING & PLAYER
DEVELOPMENT



SCOUTING & PLAYER DEVELOPMENT

LANE, JASON DEAN

LHP

HT: 6-2 **WT:** 225 **B/T:** R/L **HOMETOWN:** Santa Rosa, CA
BORN: December 22, 1976 in Santa Rosa, CA **OPENING DAY AGE:** 37
HIGH SCHOOL: Santa Rosa (CA) **COLLEGE:** University of Southern California
HOW ACQUIRED: Signed as a minor league free agent: July 22, 2013
SIGNED BY: Doug Deutsch (Astros)

CAREER NOTES: **1999:** Selected by the Houston Astros in the sixth round of First-Year Draft...New York-Penn League All-Star...**2000:** Midwest League mid- and postseason All-Star and *Baseball America* Single-A All-Star...**2001:** Texas League Player of the Year... participated in MLB Futures Game at Safeco Field...Texas League mid- and postseason All-Star and *Baseball America* Double-A All-Star...**2004:** Spent entire season with Houston Astros...became ninth player in MLB history to homer in his first career postseason at bat in NLDS Game 1 vs. Braves (off Chris Reitsma)...**2005:** Recorded career highs in nearly all offensive categories...**2007:** Appeared in three games for the Padres at the end of the season...**2012:** Converted to a pitcher full-time...**Misc.:** Has one daughter, Ally...graduated from USC in 1999...also attended Santa Rosa JC...earned All-America honors as a senior at USC...member of 1998 NCAA champion Trojans... set a College World Series record with 15 hits.

YR	CLUB	W-L	ERA	G	GS	CG	SHO	SV	IP	H	R	ER	HR	HB	BB	SO	WP	BK	AVG
1999	Auburn (A)	0-0	0.00	1	0	0	0	0	1.0	0	0	0	0	0	0	1	0	0	.000
2009	Las Vegas (AAA)	0-0	0.00	1	0	0	0	0	1.0	0	0	0	0	0	0	1	0	0	.000
2010	S. Maryland (IND)	0-0	0.00	1	0	0	0	0	1.0	2	0	0	0	0	0	0	0	0	--
	Las Vegas (AAA)	0-0	3.86	4	0	0	0	0	4.2	5	2	2	1	0	3	3	0	0	.294
2011	Las Vegas (AAA)	0-0	4.85	6	0	0	0	0	13.0	18	7	7	0	0	2	12	1	0	.321
2012	Sugar Land (IND)	9-5	3.17	18	17	1	1	0	110.2	99	43	39	9	2	18	77	2	0	--
	Reno (AAA)	2-0	7.59	15	0	0	0	0	21.1	33	19	18	2	0	6	18	2	0	.351
2013	Sugar Land (IND)	8-4	2.98	17	17	0	0	0	105.2	85	37	35	6	2	13	53	5	0	--
	Tucson (AAA)	2-2	5.24	11	6	0	0	0	46.1	55	31	27	7	0	6	33	0	0	.293
Minor League Totals		4-2	5.57	38	6	0	0	0	87.1	111	59	54	10	0	17	68	3	0	.307
Independent League Totals		17-9	3.06	36	34	1	1	0	217.1	186	80	74	15	4	31	130	7	0	--

YR	CLUB	AVG	G	AB	R	H	2B	3B	HR	RBI	SH	SF	HP	BB	SO	SB	CS	OBP	SLG	E
1999	Auburn (A)	.279	74	283	46	79	18	5	13	59	0	4	3	38	46	6	4	.366	.516	9
2000	Michigan (A)	.299	133	511	98	153	38	0	23	104	0	13	8	62	91	20	7	.375	.509	5
2001	Round Rock (AA)	.316	137	526	103	166	36	2	38	124	1	1	21	61	98	14	2	.407	.608	2
2002	New Orleans (AAA)	.272	111	426	65	116	36	2	15	83	0	6	7	31	90	13	3	.328	.472	2
	HOUSTON	.290	44	69	12	20	3	1	4	10	0	1	0	10	12	1	1	.375	.536	1
2003	New Orleans (AAA)	.298	71	248	37	74	17	0	7	39	1	5	3	30	26	2	1	.374	.452	4
	HOUSTON	.296	18	27	5	8	2	0	4	10	0	0	0	0	2	0	0	.296	.815	0
2004	HOUSTON	.272	107	136	21	37	10	2	4	19	1	2	1	16	33	1	0	.348	.463	2
2005	HOUSTON	.267	145	517	65	138	34	4	26	78	0	5	7	32	105	6	2	.316	.499	6
2006	HOUSTON	.201	112	288	44	58	10	0	15	45	2	4	2	49	75	1	2	.318	.392	0
	Round Rock (AAA)	.261	12	46	7	12	2	0	1	11	0	3	1	5	16	1	0	.327	.370	0
2007	HOUSTON	.178	68	169	18	30	5	0	8	27	1	3	3	16	30	1	1	.257	.349	0
	Round Rock (AAA)	.319	50	185	37	59	15	0	9	41	0	4	2	23	26	2	1	.393	.546	5
	SAN DIEGO	.000	3	2	0	0	0	0	0	0	0	0	0	0	1	0	0	.000	.000	0
2008	Scranton-WB (AAA)	.236	97	347	54	82	19	3	16	51	0	5	7	50	70	3	3	.340	.447	3
	Pawtucket (AAA)	.208	13	53	10	11	4	0	2	9	0	1	0	8	14	0	0	.306	.396	0
2009	Las Vegas (AAA)	.253	113	411	65	104	41	3	13	47	1	5	4	58	70	4	2	.347	.462	2
2010	New Orleans (AAA)	.229	47	170	22	39	6	0	3	14	0	3	2	17	40	1	1	.302	.318	3
	Las Vegas (AAA)	.323	42	164	28	53	15	0	6	35	0	0	1	27	26	3	2	.422	.524	3
2011	Las Vegas (AAA)	.291	60	213	38	62	16	1	6	34	0	3	0	24	36	1	2	.358	.460	0
2012	Reno (AAA)	.167	10	12	0	2	1	0	0	1	1	0	0	0	6	0	0	.167	.250	0
2013	Tucson (AAA)	.400	6	10	0	4	1	0	0	0	0	0	0	0	2	0	0	.400	.500	0
Minor League Totals		.282	976	3605	610	1016	265	16	152	652	4	53	59	434	657	70	28	.364	.491	38
Major League Totals		.241	497	1208	165	291	64	7	61	189	4	15	13	123	258	10	6	.314	.457	9

LANTIGUA, JONAS

INF

HT: 6-5 **WT:** 205 **B/T:** L/R **HOMETOWN:** Santo Domingo, DR
BORN: December 15, 1994 in Bonao, DR **OPENING DAY AGE:** 19
HOW ACQUIRED: Signed as a non-drafted free agent: February 17, 2012
SIGNED BY: Randy Smith and Felix Feliz (Padres)

YR	CLUB	AVG	G	AB	R	H	2B	3B	HR	RBI	SH	SF	HP	BB	SO	SB	CS	OBP	SLG	E
2012	DSL Padres (R)	.198	46	167	8	33	10	1	0	14	0	2	3	1	45	1	0	.214	.269	17
2013	DSL Padres (R)	.273	64	238	22	65	15	2	1	38	0	1	4	24	55	0	2	.348	.366	10
Minor League Totals		.242	110	405	30	98	25	3	1	52	0	3	7	25	100	1	2	.295	.326	27

LEBRON, JAIMITO

RHP

HT: 6-2 **WT:** 175 **B/T:** R/R **HOMETOWN:** Santo Domingo, DR
BORN: October 20, 1996 in Banica, DR **OPENING DAY AGE:** 17
HOW ACQUIRED: Signed as a non-drafted free agent: July 2, 2013
SIGNED BY: Randy Smith, Felix Feliz and Martin Jose (Padres)

SCOUTING & PLAYER DEVELOPMENT

LEMMERMAN, JACOB SAMUEL (JAKE)

INF

HT: 6-1 WT: 192 B/T: R/R HOMETOWN: Corona Del Mar, CA

BORN: May 4, 1989 at Newport Beach, CA

OPENING DAY AGE: 24

HIGH SCHOOL: Corona Del Mar (CA)

COLLEGE: Duke (NC)

HOW ACQUIRED: Selected in the minor league phase of the Rule 5 Draft: December 12, 2013

SIGNED BY: N/A (Dodgers)

CAREER NOTES: **2010:** Pioneer League MVP and All-Star while leading league in doubles and tying for league-lead in runs...also named Topps/Minor League Player of the Year in Pioneer League...**2011:** California League All-Star...**2012:** Acquired by St. Louis Cardinals in exchange for Skip Schumaker on December 11...**Misc:** Three-time Academic All-ACC while at Duke.

YR	CLUB	AVG	G	AB	R	H	2B	3B	HR	RBI	SH	SF	HP	BB	SO	SB	CS	OBP	SLG	E
2010	Ogden (R)	.363	66	259	69	94	24	2	12	47	1	6	6	31	56	5	4	.434	.610	16
2011	R. Cucamonga (A)	.293	103	400	71	117	23	2	8	54	5	5	12	47	90	9	3	.379	.420	20
	Chattanooga (AA)	.234	21	77	11	18	6	0	2	11	5	1	2	8	22	1	0	.318	.390	7
2012	Chattanooga (AA)	.233	116	373	52	87	29	2	7	46	8	2	13	53	94	8	0	.347	.378	15
2013	Springfield (AA)	.231	98	308	46	71	16	1	8	36	3	1	4	55	89	11	1	.353	.367	25
	Minor League Totals	.273	404	1417	249	387	98	7	37	194	22	15	37	194	351	34	8	.372	.430	83

LINARES, JOEL ALFREDO

RHP

HT: 6-1 WT: 175 B/T: R/R HOMETOWN: Calabozo, Venezuela

BORN: December 8, 1994 in Calabozo, Venezuela

OPENING DAY AGE: 19

HOW ACQUIRED: Signed as a non-drafted free agent: September 11, 2012

SIGNED BY: Feliz Feliz and Yfrain Linares (Padres)

YR	CLUB	W-L	ERA	G	GS	CG	SHO	SV	IP	H	R	ER	HR	HB	BB	SO	WP	BK	AVG
2013	DSL Padres (R)	0-2	4.22	13	13	0	0	0	49.0	31	27	23	3	2	40	36	11	1	.178

LIRIANO, ELVIN

LHP

HT: 6-3 WT: 190 B/T: L/L HOMETOWN: San Cristobal, DR

BORN: October 17, 1992 in San Cristobal, DR

OPENING DAY AGE: 21

HOW ACQUIRED: Signed as a non-drafted free agent: December 9, 2010

SIGNED BY: Felix Feliz and Martin Jose (Padres)

YR	CLUB	W-L	ERA	G	GS	CG	SHO	SV	IP	H	R	ER	HR	HB	BB	SO	WP	BK	AVG
2011	DSL Padres (R)	3-3	3.58	13	8	0	0	0	50.1	36	29	20	1	3	31	35	12	0	.196
2012	DSL Padres (R)	0-7	5.27	14	14	0	0	0	54.2	49	43	32	2	2	31	47	11	0	.236
2013	DSL Padres (R)	0-4	4.35	13	8	0	0	0	39.1	34	24	19	2	2	26	33	9	0	.236
	AZL Padres (R)	0-0	17.18	3	0	0	0	0	3.2	5	9	7	0	1	5	3	2	0	.312
	Minor League Totals	3-14	4.74	43	30	0	0	0	148.0	124	105	78	5	8	93	118	34	0	.225

LIVENGOOD, JUSTIN SCOTT

RHP

HT: 6-2 WT: 220 B/T: R/R HOMETOWN: Winston-Salem, NC

BORN: March 2, 1990 in Wallburg, NC

OPENING DAY AGE: 24

HIGH SCHOOL: Ledford (NC)

COLLEGE: University of North Carolina-Wilmington

HOW ACQUIRED: Signed as a 10th-round selection in the 2013 First-Year Player Draft

SIGNED BY: Adam Bourassa (Padres)

CAREER NOTES: **Misc.:** Did not play baseball his freshman or sophomore years at UNC-Wilmington...walked on to team for junior campaign.

YR	CLUB	W-L	ERA	G	GS	CG	SHO	SV	IP	H	R	ER	HR	HB	BB	SO	WP	BK	AVG
2013	Eugene (A)	0-1	5.87	5	0	0	0	0	7.2	8	5	5	0	2	5	13	3	0	.250

LLOYD, KYLE CHRISTOPHER

RHP

HT: 6-3 WT: 230 B/T: R/R HOMETOWN: Auburn, CA

BORN: October 16, 1990 in Sacramento, CA

OPENING DAY AGE: 23

HIGH SCHOOL: Carmel (CA)

COLLEGE: Evansville (IN)

HOW ACQUIRED: Signed as a 29th-round selection in the 2013 First-Year Player Draft

SIGNED BY: Jeff Stewart (Padres)

CAREER NOTES: **Misc.:** Father, Craig, played minor league baseball in the Kansas City Royals organization.

YR	CLUB	W-L	ERA	G	GS	CG	SHO	SV	IP	H	R	ER	HR	HB	BB	SO	WP	BK	AVG
2013	Eugene (A)	4-1	2.30	19	0	0	0	0	47.0	42	18	12	5	0	15	51	2	0	.237
	Lake Elsinore (A)	0-0	6.00	2	0	0	0	0	3.0	2	2	2	0	0	2	4	0	0	.182
	Minor League Totals	4-1	2.52	21	0	0	0	0	50.0	44	20	14	5	0	17	55	2	0	.234

SCOUTING & PLAYER
DEVELOPMENT



SCOUTING & PLAYER DEVELOPMENT

LOCKETT, ANDREW WALKER (WALKER)

RHP

HT: 6-6 **WT:** 215 **B/T:** R/R **HOMETOWN:** Jacksonville, FL
BORN: May 3, 1994 in Jacksonville, FL **OPENING DAY AGE:** 19
HIGH SCHOOL: Providence (FL)
HOW ACQUIRED: Selected in the 4th round of the 2012 First-Year Player Draft
SIGNED BY: Chris Kelly (Padres)

YR	CLUB	W-L	ERA	G	GS	CG	SHO	SV	IP	H	R	ER	HR	HB	BB	SO	WP	BK	AVG
2012	AZL Padres (R)	0-1	4.34	10	3	0	0	0	18.2	25	11	9	2	0	4	13	5	0	.329
2013	AZL Padres (R)	0-0	11.57	3	0	0	0	0	2.1	5	3	3	0	0	2	2	1	0	.455
Minor League Totals		0-1	5.14	13	3	0	0	0	21.0	30	14	12	2	0	6	15	6	0	.345

LONG, CHRISTOPHER ALLEN

RHP

HT: 6-0 **WT:** 185 **B/T:** R/R **HOMETOWN:** Zebulon, GA
BORN: March 24, 1993 in East Point, GA **OPENING DAY AGE:** 21
HIGH SCHOOL: Pike County (GA) **COLLEGE:** Darton CC (GA)
HOW ACQUIRED: Signed as a 23rd-round selection in the 2013 First-Year Player Draft
SIGNED BY: Russ McNickle (Padres)

YR	CLUB	W-L	ERA	G	GS	CG	SHO	SV	IP	H	R	ER	HR	HB	BB	SO	WP	BK	AVG
2013	AZL Padres (R)	0-0	0.00	1	0	0	0	0	1.0	0	0	0	0	1	1	1	0	0	.000

LOPEZ, DIOMAR SAMUEL

RHP

HT: 6-0 **WT:** 165 **B/T:** R/R **HOMETOWN:** Leon, Nicaragua
BORN: December 15, 1996 in Larreynaga, Nicaragua **OPENING DAY AGE:** 17
HOW ACQUIRED: Signed as non-drafted free agent: November 1, 2013
SIGNED BY: Felix Feliz, Robert Rowley and Elvin Jarquin (Padres)

LORA, CARLOS ALBERTO

RHP

HT: 6-3 **WT:** 190 **B/T:** R/R **HOMETOWN:** Santo Domingo, DR
BORN: August 24, 1991 in Santo Domingo, DR **OPENING DAY AGE:** 22
HOW ACQUIRED: Signed as non-drafted free agent: November 1, 2011
SIGNED BY: Felix Feliz, Ysrael Rojas and Martin Jose (Padres)

YR	CLUB	W-L	ERA	G	GS	CG	SHO	SV	IP	H	R	ER	HR	HB	BB	SO	WP	BK	AVG
2012									Injured - Did not pitch										
2013	DSL Padres (R)	2-1	2.51	13	0	0	0	2	14.1	9	6	4	1	4	5	9	2	0	.173

MADRID, ROMAN (JOSE)

RHP

HT: 5-11 **WT:** 195 **B/T:** R/R **HOMETOWN:** Victoria, TX
BORN: February 26, 1991 in Hobbs, NM **OPENING DAY AGE:** 23
HIGH SCHOOL: Victoria Memorial (TX) **COLLEGE:** University of Central Florida (FL)
HOW ACQUIRED: Signed as a seventh-round selection in the 2012 First-Year Player Draft
SIGNED BY: Willie Bosque (Padres)
CAREER NOTES: 2013: Led the Midwest League in saves...Midwest League mid-season All-Star.

YR	CLUB	W-L	ERA	G	GS	CG	SHO	SV	IP	H	R	ER	HR	HB	BB	SO	WP	BK	AVG
2012	Eugene (A)	7-0	2.89	31	0	0	0	13	37.1	26	12	12	0	5	11	44	4	0	.193
2013	Fort Wayne (A)	6-4	2.72	51	0	0	0	22*	56.1	45	24	17	0	2	29	56	5	0	.216
Minor League Totals		13-4	2.79	82	0	0	0	35	93.2	71	36	29	0	7	40	100	9	0	.207

MAGDALENO, WESTHERS ELIGIO

INF

HT: 6-1 **WT:** 187 **B/T:** R/R **HOMETOWN:** Santo Domingo, DR
BORN: October 30, 1996 in Santo Domingo, DR **OPENING DAY AGE:** 17
HOW ACQUIRED: Signed as non-drafted free agent: November 1, 2013
SIGNED BY: Randy Smith, Felix Feliz and Ysrael Rojas (Padres)

SCOUTING & PLAYER DEVELOPMENT

MARTINEZ, ALBERTH ALEXANDER

OF

HT: 6-1 **WT:** 175 **B/T:** R/R **HOMETOWN:** San Felix, Venezuela
BORN: January 23, 1991 in San Felix, Venezuela **OPENING DAY AGE:** 23
HOW ACQUIRED: Signed as a non-drafted free agent: November 26, 2009
SIGNED BY: Yfrain Linares, Felix Feliz and Antonio Alejos (Padres)
CAREER NOTES: 2011: Named the No. 11 prospect in the Arizona Summer League by *Baseball America* after the season.

YR	CLUB	AVG	G	AB	R	H	2B	3B	HR	RBI	SH	SF	HP	BB	SO	SB	CS	OBP	SLG	E
2010	DSL Padres (R)	.272	50	180	27	49	9	2	1	10	0	1	0	18	22	9	4	.337	.361	3
2011	AZL Padres (R)	.354	44	189	31	67	12	6	7	24	2	1	3	10	27	14	3	.394	.593	2
	Eugene (A)	.182	12	44	3	8	2	1	0	3	2	0	1	2	8	4	0	.234	.273	0
	Fort Wayne (A)	.000	4	13	0	0	0	0	0	0	0	0	1	1	6	0	1	.133	.000	0
	Tucson (AAA)	.118	4	17	0	2	0	0	0	0	0	0	0	0	7	0	0	.118	.118	0
2012	Eugene (A)	.254	66	232	37	59	11	1	0	20	3	0	1	23	38	9	4	.324	.310	1
	Fort Wayne (A)	.129	20	62	8	8	4	0	0	3	1	0	2	4	14	3	0	.206	.194	0
2013	Fort Wayne (A)	.277	97	358	63	99	24	9	10	58	9	1	8	39	68	10	4	.360	.478	6
	Minor League Totals	.267	297	1095	169	292	62	19	18	118	17	3	16	97	190	49	16	.334	.407	12

MARTINEZ, DENINSON JAVIER

LHP

HT: 6-0 **WT:** 180 **B/T:** L/L **HOMETOWN:** Bolivar, Colombia
BORN: February 1, 1994 in Mahates, Colombia **OPENING DAY AGE:** 20
HOW ACQUIRED: Signed as a non-drafted free agent: November 2, 2011
SIGNED BY: Robert Rowley and Marcial Del Valle (Padres)

YR	CLUB	W-L	ERA	G	GS	CG	SHO	SV	IP	H	R	ER	HR	HB	BB	SO	WP	BK	AVG
2012	DSL Padres (R)	0-1	2.25	4	0	0	0	0	4.0	2	3	1	0	0	2	3	0	0	.154
2013	DSL Padres (R)	1-2	2.55	10	0	0	0	1	17.2	21	13	5	0	2	4	15	1	1	.292
	Minor League Totals	1-3	2.49	14	0	0	0	1	21.2	23	16	6	0	2	6	18	1	1	.271

MASIELLO, DANIEL ROCCO (DANNY)

C

HT: 5-5 **WT:** 180 **B/T:** R/R **HOMETOWN:** Staten Island, NY
BORN: December 19, 1991 in Staten Island, NY **OPENING DAY AGE:** 22
HIGH SCHOOL: St. Peter's (NY) **COLLEGE:** Dowling (NY)
HOW ACQUIRED: Signed as a non-drafted free agent: June 11, 2013
SIGNED BY: Jim Bretz (Padres)

YR	CLUB	AVG	G	AB	R	H	2B	3B	HR	RBI	SH	SF	HP	BB	SO	SB	CS	OBP	SLG	E
2013	AZL Padres (R)	.100	11	10	0	1	0	0	0	0	0	0	1	1	2	0	0	.250	.100	0
	Eugene (A)	.167	2	6	0	1	0	0	0	0	0	0	0	0	2	0	0	.167	.167	0
	Minor League Totals	.125	13	16	0	2	0	0	0	0	0	0	1	1	4	0	0	.222	.125	0

MCELROY, CASEY ROBERT

INF

HT: 5-7 **WT:** 170 **B/T:** L/R **HOMETOWN:** Orlando, FL
BORN: December 28, 1989 in Bakersfield, CA **OPENING DAY AGE:** 24
HIGH SCHOOL: Boone (FL) **COLLEGE:** Auburn (AL)
HOW ACQUIRED: Signed as an 11th-round selection in the 2011 First-Year Player Draft
SIGNED BY: David Francia (Padres)
CAREER NOTES: Misc: Was a First Team All-SEC selection in 2011, his last season at Auburn, leading the conference in hits (87).

YR	CLUB	AVG	G	AB	R	H	2B	3B	HR	RBI	SH	SF	HP	BB	SO	SB	CS	OBP	SLG	E
2011	AZL Padres (R)	.263	5	19	0	5	2	0	0	3	1	0	0	1	9	0	1	.300	.368	0
	Eugene (A)	.301	19	73	11	22	6	0	2	11	0	1	0	10	13	0	2	.381	.466	2
2012	Fort Wayne (A)	.237	59	228	19	54	13	2	5	30	2	4	4	20	42	1	0	.305	.377	9
	Lake Elsinore (A)	.327	58	226	44	74	13	1	5	36	2	1	2	27	32	1	1	.402	.460	10
2013																				
	Minor League Totals	.284	141	546	74	155	34	3	12	80	5	6	6	58	96	2	4	.356	.423	21

SCOUTING & PLAYER
DEVELOPMENT



SCOUTING & PLAYER DEVELOPMENT

MEJIA, RUBEN ANTONIO

RHP

HT: 6-0 WT: 215 B/T: R/R HOMETOWN: Tenares, DR
 BORN: February 23, 1992 in Tenares, DR
 HOW ACQUIRED: Signed as a non-drafted free agent: July 2, 2008
 SIGNED BY: Felix Feliz and Francis Mojica (Padres)

YR	CLUB	W-L	ERA	G	GS	CG	SHO	SV	IP	H	R	ER	HR	HB	BB	SO	WP	BK	AVG
2009	DSL Padres (R)	0-1	3.62	10	4	0	0	1	32.1	30	18	13	1	6	12	27	1	0	.244
2010	DSL Padres (R)	2-3	4.75	13	3	0	0	2	36.0	42	25	19	0	7	16	31	7	0	.288
2011	DSL Padres (R)	1-1	1.40	5	4	0	0	0	19.1	16	7	3	0	2	10	20	6	0	.213
	AZL Padres (R)	0-1	4.66	2	2	0	0	0	9.2	8	5	5	2	0	3	7	3	0	.211
	Eugene (A)	0-0	4.50	1	1	0	0	0	4.0	3	2	2	0	1	2	1	0	1	.214
2012	San Antonio (AA)	0-0	0.00	1	0	0	0	0	0.2	0	0	0	0	0	0	2	1	0	.000
	Fort Wayne (A)	2-6	4.29	22	15	1	0	0	79.2	83	40	38	7	3	33	61	2	2	.268
2013	Fort Wayne (A)	3-5	3.18	25	5	0	0	0	62.1	63	31	22	2	1	21	58	3	1	.262
	San Antonio (AA)	1-0	0.00	1	0	0	0	0	2.0	2	0	0	0	0	1	4	0	0	.250
Minor League Totals		9-17	3.73	80	34	1	0	3	246.0	247	128	102	12	20	98	211	23	4	.258

MILLER, LEVY CHRISTIAN (CHRISTIAN)

LHP

HT: 6-1 WT: 160 B/T: L/L HOMETOWN: Monroe, GA
 BORN: May 21, 1993 in Snellville, GA
 HOW ACQUIRED: Signed as a 19th-round selection in the 2012 First-Year Player Draft
 SIGNED BY: Chris Kelly (Padres)

YR	CLUB	W-L	ERA	G	GS	CG	SHO	SV	IP	H	R	ER	HR	HB	BB	SO	WP	BK	AVG
2012	AZL Padres (R)	2-3	9.95	16	1	0	0	0	25.1	35	39	28	1	3	27	12	9	0	.330
2013	AZL Padres (R)	3-1	9.87	7	0	0	0	0	17.1	24	22	19	0	2	6	10	6	1	.312
	Eugene (A)	0-0	1.80	2	1	0	0	0	5.0	5	1	1	1	0	2	3	0	0	.278
Minor League Totals		5-4	9.06	25	2	0	0	0	47.2	64	62	48	2	5	35	25	15	1	.318

MILLER, MICHAEL ADEL

C

HT: 6-1 WT: 200 B/T: R/R HOMETOWN: Mansfield, TX
 BORN: May 27, 1992 in Arlington, TX
 HIGH SCHOOL: Mansfield (TX)
 HOW ACQUIRED: Signed as a 20th-round selection in the 2013 First-Year Player Draft
 SIGNED BY: Jeff Curtis (Padres)

YR	CLUB	AVG	G	AB	R	H	2B	3B	HR	RBI	SH	SF	HP	BB	SO	SB	CS	OBP	SLG	E
2013	Eugene (A)	.194	38	124	9	24	5	0	1	7	0	0	4	10	16	0	0	.275	.258	6

MILLER, RYAN SCOTT

C

HT: 6-2 WT: 200 B/T: R/R HOMETOWN: Hemet, CA
 BORN: November 17, 1992 in Hemet, CA
 HIGH SCHOOL: Hemet Tahquitz (CA)
 HOW ACQUIRED: Signed as a 14th-round selection in the 2013 First-Year Player Draft
 SIGNED BY: Brent Mayne (Padres)

YR	CLUB	AVG	G	AB	R	H	2B	3B	HR	RBI	SH	SF	HP	BB	SO	SB	CS	OBP	SLG	E
2013	Eugene (A)	.245	43	139	12	34	6	1	0	9	0	1	2	13	31	3	1	.316	.302	0
	Fort Wayne (A)	.167	3	6	1	1	0	0	0	1	0	0	0	0	1	0	0	.167	.167	0

MINAYA, EURI ALBERTO

OF

HT: 6-3 WT: 210 B/T: R/R HOMETOWN: Santo Domingo Este, DR
 BORN: October 11, 1995 in Santo Domingo Este, DR
 HOW ACQUIRED: Signed as a non-drafted free agent: November 1, 2012
 SIGNED BY: Felix Feliz, Jose Salado and Randy Smith (Padres)

YR	CLUB	AVG	G	AB	R	H	2B	3B	HR	RBI	SH	SF	HP	BB	SO	SB	CS	OBP	SLG	E
2013	DSL Padres (R)	.182	42	154	22	28	5	1	5	15	0	1	7	16	74	0	1	.287	.325	4
	AZL Padres (R)	.000	2	5	1	0	0	0	0	0	0	0	0	0	3	0	0	.000	.000	0
Minor League Totals		.176	44	159	23	28	5	1	5	15	0	1	7	16	77	0	1	.279	.314	4

MONTAS, ERNESTO

RHP

HT: 6-3 WT: 180 B/T: R/R HOMETOWN: Bonao, DR
 BORN: July 18, 1991 in Bonao, DR
 HOW ACQUIRED: Signed as a non-drafted free agent: February 4, 2013
 SIGNED BY: N/A (Padres)

YR	CLUB	W-L	ERA	G	GS	CG	SHO	SV	IP	H	R	ER	HR	HB	BB	SO	WP	BK	AVG
2013	DSL Padres (R)	3-4	3.76	13	13	0	0	0	55.0	63	33	23	0	3	15	27	11	0	.286

SCOUTING & PLAYER DEVELOPMENT

MORENO, EDWIN

OF

HT: 6-1 **WT:** 190 **B/T:** L/L **HOMETOWN:** Santo Domingo, DR
BORN: October 27, 1993 in Sabana Perdida, DR **OPENING DAY AGE:** 20
HOW ACQUIRED: Signed as a non-drafted free agent: October 28, 2010
SIGNED BY: Randy Smith, Felix Feliz and Ysrael Rojas (Padres)

YR	CLUB	AVG	G	AB	R	H	2B	3B	HR	RBI	SH	SF	HP	BB	SO	SB	CS	OBP	SLG	E
2011	DSL Padres (R)	.244	49	176	28	43	5	2	7	27	0	2	1	14	28	4	3	.301	.415	5
2012	AZL Padres (R)	.298	42	178	35	53	15	4	2	36	0	3	0	7	31	4	0	.319	.461	6
	Eugene (A)	.067	6	15	1	1	0	0	1	2	1	0	0	2	4	0	0	.176	.267	1
2013	Tucson (AAA)	.500	2	2	0	1	0	0	0	1	0	0	0	0	0	0	0	.500	.500	0
	Eugene (A)	.182	39	132	10	24	9	0	0	9	1	2	0	4	39	1	1	.203	.250	1
Minor League Totals		.243	138	503	74	122	29	6	10	75	2	7	1	27	102	9	4	.279	.384	13

MORROW, BRYCE DAVID

RHP

HT: 6-2 **WT:** 185 **B/T:** R/R **HOMETOWN:** Caledonia, MI
BORN: January 2, 1988 in Grand Rapids, MI **OPENING DAY AGE:** 26
HIGH SCHOOL: Caledonia (MI) **COLLEGE:** Central Michigan
HOW ACQUIRED: Signed as a non-drafted free agent: July 24, 2013
SIGNED BY: N/A (Padres)

YR	CLUB	W-L	ERA	G	GS	CG	SHO	SV	IP	H	R	ER	HR	HB	BB	SO	WP	BK	AVG
2013	Lake Elsinore (A)	4-2	4.81	7	7	0	0	0	39.1	45	28	21	4	1	10	23	0	0	.281

MUNOZ, CHRISTIAN JAVIER

C

HT: 5-6 **WT:** 185 **B/T:** L/R **HOMETOWN:** Humaco, Puerto Rico
BORN: July 12, 1994 in Las Piedras, Puerto Rico **OPENING DAY AGE:** 19
HIGH SCHOOL: Colegio Hector Urdaneta (PR)
HOW ACQUIRED: Signed as a 37th-round selection in the 2012 First-Year Player Draft
SIGNED BY: Willie Ronda (Padres)

YR	CLUB	AVG	G	AB	R	H	2B	3B	HR	RBI	SH	SF	HP	BB	SO	SB	CS	OBP	SLG	E
2012	AZL Padres (R)	.343	14	35	6	12	5	0	0	8	0	1	1	9	9	0	0	.478	.486	0
2013	DSL Padres (R)	.190	25	79	11	15	4	1	0	8	0	0	1	14	27	0	1	.319	.266	3
Minor League Totals		.237	39	114	17	27	9	1	0	16	0	1	2	23	36	0	1	.371	.333	3

MUTZ, NICHOLAS THEODORE

RHP

HT: 6-1 **WT:** 190 **B/T:** R/R **HOMETOWN:** Cotati, CA
BORN: June 15, 1990 in Santa Rosa, CA **OPENING DAY AGE:** 23
HIGH SCHOOL: Analy (CA) **COLLEGE:** Dakota State (SD)
HOW ACQUIRED: Signed as a minor league free agent: August 25, 2013
SIGNED BY: Ric Wilson (Angels)
CAREER NOTES: 2011: Selected by the Los Angeles Angels in the ninth round of First-Year Player Draft.

YR	CLUB	W-L	ERA	G	GS	CG	SHO	SV	IP	H	R	ER	HR	HB	BB	SO	WP	BK	AVG
2011	Orem (R)	2-3	2.31	12	0	0	0	2	23.1	20	10	6	4	0	5	25	6	1	.230
2012	AZL Angels (R)	0-3	10.45	9	0	0	0	0	10.1	14	17	12	0	5	3	8	3	1	.292
	Cedar Rapids (A)	0-1	11.81	9	0	0	0	1	10.2	26	15	14	1	0	6	5	2	0	.520
2013	Eugene (A)	0-0	3.86	3	0	0	0	0	7.0	7	4	3	2	1	2	9	0	0	.241
Minor League Totals		2-7	6.14	33	0	0	0	3	51.1	67	46	35	7	6	16	47	11	2	.313

NEEDY, JAMES PATRICK MICHAEL

RHP

HT: 6-5 **WT:** 235 **B/T:** R/R **HOMETOWN:** Santee, CA
BORN: March 30, 1991 in San Diego, CA **OPENING DAY AGE:** 23
HIGH SCHOOL: Santana (CA)
HOW ACQUIRED: Signed as a sixth-round selection in the 2009 First-Year Player Draft
SIGNED BY: Pete DeYoung (Padres)
CAREER NOTES: 2010: Missed the entire season due to a left knee strain. **Misc.:** Selected as the No. 68 high school prospect by *Baseball America* prior to the 2009 season...also played in USA Baseball's Tournament of the Stars in 2008.

YR	CLUB	W-L	ERA	G	GS	CG	SHO	SV	IP	H	R	ER	HR	HB	BB	SO	WP	BK	AVG
2009	AZL Padres (R)	1-1	2.65	5	3	0	0	0	17.0	14	6	5	1	1	5	13	0	0	.226
2010	Injured - Did not pitch																		
2011	AZL Padres (R)	2-0	2.70	2	2	0	0	0	10.0	11	6	3	0	0	2	7	1	0	.282
	Eugene (A)	1-4	4.60	12	11	0	0	0	43.0	51	28	22	3	1	16	26	2	0	.288
2012	Tucson (AAA)	0-0	3.00	3	0	0	0	0	3.0	4	1	1	0	0	2	0	0	0	.308
	San Antonio (AA)	0-0	1.69	2	0	0	0	0	5.1	4	1	1	0	0	2	6	0	0	.222
	Fort Wayne (A)	6-3	1.75	32	4	1	0	1	87.1	71	20	17	1	5	25	68	2	1	.220
2013	Lake Elsinore (A)	10-5	3.76	27	27	0	0	0	134.0	144	70	56	11	8	51	98	7	0	.274
Minor League Totals		20-13	3.15	83	47	1	0	1	299.2	299	132	105	16	15	103	218	12	1	.258

SCOUTING & PLAYER
DEVELOPMENT



SCOUTING & PLAYER DEVELOPMENT

NUNN, CHRISTOPHER JARED (CHRIS)

LHP

HT: 6-5 **WT:** 205 **B/T:** L/L **HOMETOWN:** Memphis, TN
BORN: October 5, 1990 in Cordova, TN **OPENING DAY AGE:** 23
HIGH SCHOOL: Harding Academy (TN) **COLLEGE:** Lipscomb University (TN)
HOW ACQUIRED: Signed as a 24th-round selection in the 2012 First-Year Player Draft
SIGNED BY: Mark Conner (Padres)
CAREER NOTES: 2013: Led the Midwest League in games pitched and was second in holds (10).

YR	CLUB	W-L	ERA	G	GS	CG	SHO	SV	IP	H	R	ER	HR	HB	BB	SO	WP	BK	AVG
2012	AZL Padres (R)	1-0	4.50	1	0	0	0	0	2.0	2	1	1	0	0	0	4	0	0	.250
	Eugene (A)	3-0	0.57	24	0	0	0	3	31.1	18	2	2	0	1	19	45	2	0	.159
2013	Fort Wayne (A)	8-2	2.77	55*	0	0	0	9	65.0	62	23	20	3	3	30	66	4	0	.259
Minor League Totals		12-2	2.11	80	0	0	0	12	98.1	82	26	23	3	4	49	115	6	0	.228

OLMO, DAYAN LEANDRO

OF

HT: 5-11 **WT:** 165 **B/T:** S/R **HOMETOWN:** Boca Chica, DR
BORN: November 15, 1996 in Boca Chica, DR **OPENING DAY AGE:** 17
HOW ACQUIRED: Signed as a non-drafted free agent: November 1, 2013
SIGNED BY: Randy Smith, Felix Feliz and Jose Salado (Padres)

ORR, MARVIN LEE (LEE)

OF

HT: 6-2 **WT:** 215 **B/T:** R/R **HOMETOWN:** Louise, TX
BORN: October 23, 1988 in San Angelo, TX **OPENING DAY AGE:** 25
HIGH SCHOOL: El Campo (TX) **COLLEGE:** McNeese State (LA)
HOW ACQUIRED: Signed as a 13th-round selection in the 2011 First-Year Player Draft
SIGNED BY: Kevin Ellis (Padres)

YR	CLUB	AVG	G	AB	R	H	2B	3B	HR	RBI	SH	SF	HP	BB	SO	SB	CS	OBP	SLG	E
2011	Eugene (A)	.219	62	210	45	46	13	2	8	35	0	2	11	38	88	18	2	.364	.414	2
2012	Fort Wayne (A)	.211	79	270	41	57	17	3	11	41	0	2	3	32	112	14	5	.300	.419	6
2013	Lake Elsinore (A)	.276	70	268	40	74	17	4	10	36	0	0	4	17	92	8	4	.329	.481	9
	San Antonio (AA)	.226	19	62	9	14	4	0	1	6	0	1	4	4	24	1	2	.310	.339	1
Minor League Totals		.236	230	810	135	191	51	9	30	118	0	5	22	91	316	41	13	.328	.432	18

OWENS, TERRANCE DURRELL

LHP

HT: 6-4 **WT:** 180 **B/T:** L/L **HOMETOWN:** Toledo, OH
BORN: June 28, 1991 in Cleveland, OH **OPENING DAY AGE:** 22
HIGH SCHOOL: Glenville (OH) **COLLEGE:** University of Toledo (OH)
HOW ACQUIRED: Signed as a 40th-round selection in the 2012 First-Year Player Draft
SIGNED BY: Mark Conner (Padres)

PAROUBECK, JORDAN MARK

OF

HT: 6-2 **WT:** 190 **B/T:** S/R **HOMETOWN:** Redwood City, CA
BORN: November 2, 1994 in Berkeley, CA **OPENING DAY AGE:** 19
HIGH SCHOOL: Serra (CA)
HOW ACQUIRED: Signed as a second-round selection in the 2013 First-Year Player Draft
SIGNED BY: Sam Ray (Padres)

PAULLUS, ROBERT BENSON (BEN)

RHP

HT: 6-1 **WT:** 190 **B/T:** R/R **HOMETOWN:** Olive Branch, MS
BORN: August 31, 1989 in Olive Branch, MS **OPENING DAY AGE:** 24
HIGH SCHOOL: DeSoto Central (MS) **COLLEGE:** Memphis (TN)
HOW ACQUIRED: From New York Yankees in exchange for INF Dean Anna: November 20, 2013
SIGNED BY: N/A (Yankees)
CAREER NOTES: 2011: Selected by the New York Yankees in the 19th round of First-Year Player Draft

YR	CLUB	W-L	ERA	G	GS	CG	SHO	SV	IP	H	R	ER	HR	HB	BB	SO	WP	BK	AVG
2011	Staten Island (A)	1-2	3.86	20	0	0	0	2	30.1	21	15	13	3	2	12	41	1	1	.186
2012	Charleston (A)	3-2	6.65	29	0	0	0	3	47.1	53	35	35	3	5	24	38	9	0	.288
2013	Charleston (A)	6-3	2.54	32	0	0	0	9	60.1	46	20	17	2	6	26	60	9	0	.208
	Tampa (A)	0-0	5.56	6	0	0	0	0	11.1	15	7	7	0	1	2	6	2	0	.300
Minor League Totals		10-7	4.34	87	0	0	0	14	149.1	135	77	72	8	14	64	145	21	1	.238

SCOUTING & PLAYER DEVELOPMENT

PENA, ARTURO DAVID

RHP

HT: 6-4 WT: 200 B/T: R/R HOMETOWN: Cartagena, Columbia
 BORN: May 13, 1994 in Cartagena, Columbia
 HOW ACQUIRED: Signed as a non-drafted free agent: January 24, 2011
 SIGNED BY: Robert Rowley and Felix Feliz (Padres)

YR	CLUB	W-L	ERA	G	GS	CG	SHO	SV	IP	H	R	ER	HR	HB	BB	SO	WP	BK	AVG
2011	DSL Padres (R)	0-1	5.79	18	0	0	0	0	28.0	31	23	18	2	5	15	20	8	0	.279
2012	DSL Padres (R)	4-4	6.55	20	0	0	0	0	33.0	50	44	24	2	3	28	29	9	1	.342
2013	DSL Padres (R)	3-2	3.29	29	0	0	0	1	41.0	40	18	15	0	2	24	35	9	0	.268
Minor League Totals		7-7	5.03	67	0	0	0	1	102.0	121	85	57	4	10	67	84	26	0	.298

PENA, JHONATAN

OF

HT: 6-2 WT: 180 B/T: R/R HOMETOWN: Peravia, DR
 BORN: April 18, 1994 in Peravia, DR
 HOW ACQUIRED: Signed as a non-drafted free agent: April 14, 2012
 SIGNED BY: N/A (Padres)

YR	CLUB	AVG	G	AB	R	H	2B	3B	HR	RBI	SH	SF	HP	BB	SO	SB	CS	OBP	SLG	E
2013	DSL Padres (R)	.297	41	155	23	46	11	2	0	13	1	0	2	15	32	9	4	.366	.394	1

PEREZ, FERNANDO

INF

HT: 6-0 WT: 210 B/T: L/R HOMETOWN: Chula Vista, CA
 BORN: September 13, 1993 in Ensenada, MEX
 HIGH SCHOOL: Otay Ranch (CA)
 COLLEGE: Central Arizona College (AZ)
 HOW ACQUIRED: Signed as a third-round selection in the 2012 First-Year Player Draft
 SIGNED BY: Dave Lottsfeldt (Padres)

YR	CLUB	AVG	G	AB	R	H	2B	3B	HR	RBI	SH	SF	HP	BB	SO	SB	CS	OBP	SLG	E
2012	AZL Padres (R)	.273	14	55	6	15	2	1	2	16	0	0	0	2	17	1	0	.298	.455	6
2013	AZL Padres (R)	.417	4	12	3	5	1	0	1	4	0	0	0	1	2	0	0	.462	.750	0
	Eugene (A)	.213	59	211	15	45	9	1	3	27	0	2	2	15	68	0	1	.270	.308	16
Minor League Totals		.234	77	278	24	65	12	2	6	47	0	2	2	18	87	1	1	.283	.356	22

PEREZ, MAYKY ARJELIS

RHP

HT: 6-5 WT: 235 B/T: R/R HOMETOWN: San Pedro de Macoris, DR
 BORN: September 26, 1996 in San Pedro de Macoris, DR
 HOW ACQUIRED: Signed as a non-drafted free agent: November 1, 2013
 SIGNED BY: Randy Smith, Felix Feliz and Jose Salado (Padres)

PETERSON, DUSTIN ALLEN

INF

HT: 6-2 WT: 185 B/T: R/R HOMETOWN: Gilbert, AZ
 BORN: September 10, 1994 in Phoenix, AZ
 HIGH SCHOOL: Gilbert (AZ)
 HOW ACQUIRED: Signed as a second-round selection in the 2013 First-Year Player Draft
 SIGNED BY: Dave Lottsfeldt (Padres)

CAREER NOTES: Misc: Had scholarship offer to play baseball at Arizona State, but chose to sign with Padres...brother, D.J., was selected as the 13th-overall pick by Seattle in 2013 out of the University of New Mexico...rated by *Baseball America* following the season as the No. 15 prospect in the Arizona League.

YR	CLUB	AVG	G	AB	R	H	2B	3B	HR	RBI	SH	SF	HP	BB	SO	SB	CS	OBP	SLG	E
2013	AZL Padres (R)	.293	38	157	20	46	8	0	0	18	0	3	3	9	33	3	0	.337	.344	14

PHILLIPS, DANE LANDON

C

HT: 6-1 WT: 200 B/T: L/R HOMETOWN: Nacogdoches, TX
 BORN: December 18, 1990 in Nacogdoches, TX
 HIGH SCHOOL: Nacogdoches Central (TX)
 COLLEGE: Oklahoma City (OK)
 HOW ACQUIRED: Signed as a second-round selection in the 2012 First-Year Player Draft
 SIGNED BY: Lane Decker (Padres)
 CAREER NOTES: 2013: Midwest League mid-season All-Star.

YR	CLUB	AVG	G	AB	R	H	2B	3B	HR	RBI	SH	SF	HP	BB	SO	SB	CS	OBP	SLG	E
2012	Eugene (A)	.226	69	234	33	53	17	0	4	30	2	6	0	38	53	4	2	.327	.350	2
2013	Fort Wayne (A)	.281	58	224	34	63	15	2	5	23	0	2	3	19	53	1	0	.343	.433	4
	Lake Elsinore (A)	.173	14	52	7	9	3	2	0	6	0	1	0	2	8	0	0	.200	.308	2
Minor League Totals		.245	141	510	74	125	35	4	9	59	2	9	3	59	114	5	2	.322	.382	8

SCOUTING & PLAYER
DEVELOPMENT



SCOUTING & PLAYER DEVELOPMENT

POMARE, DERWIN DIX

INF

HT: 5-11 **WT:** 160 **B/T:** R/R **HOMETOWN:** Atlantico, Colombia
BORN: May 11, 1995 in San Andres, Colombia **OPENING DAY AGE:** 18
HOW ACQUIRED: Signed as a non-drafted free agent: May 11, 2012
SIGNED BY: N/A (Padres)

YR	CLUB	AVG	G	AB	R	H	2B	3B	HR	RBI	SH	SF	HP	BB	SO	SB	CS	OBP	SLG	E
2012	DSL Padres (R)	.350	7	20	4	7	2	0	0	1	0	0	0	2	8	0	0	.409	.450	3
2013	DSL Padres (R)	.270	49	152	30	41	5	4	0	13	3	0	0	21	25	3	2	.358	.355	10
Minor League Totals		.279	56	172	34	48	7	4	0	14	3	0	0	23	33	3	2	.364	.366	13

PURROY, ROSMEL ALEXANDER

RHP

HT: 6-2 **WT:** 170 **B/T:** R/R **HOMETOWN:** Maracay, VZ
BORN: March 27, 1995 in Maracay, VZ **OPENING DAY AGE:** 19
HOW ACQUIRED: Signed as a non-drafted free agent: October 2, 2013
SIGNED BY: Felix Feliz, Yfrain Linares and Luis Prieto (Padres)

QUINTANA, GABRIEL ANDRES

INF

HT: 6-3 **WT:** 210 **B/T:** R/R **HOMETOWN:** Azua, DR
BORN: September 7, 1992 in Azua, DR **OPENING DAY AGE:** 21
HOW ACQUIRED: Signed as a non-drafted free agent: November 2, 2009
SIGNED BY: Randy Smith, Felix Feliz and Martin Jose (Padres)

YR	CLUB	AVG	G	AB	R	H	2B	3B	HR	RBI	SH	SF	HP	BB	SO	SB	CS	OBP	SLG	E
2010	DSL Padres (R)	.194	61	211	30	41	14	0	1	24	0	3	7	19	56	6	4	.279	.275	34
2011	DSL Padres (R)	.284	60	211	35	60	16	0	7	34	0	2	9	18	55	3	3	.363	.460	25
	AZL Padres (R)	.267	8	30	3	8	1	0	1	3	0	0	0	3	6	0	1	.333	.400	3
2012	AZL Padres (R)	.291	37	151	25	44	10	2	5	36	0	1	5	6	37	2	1	.337	.483	17
	Eugene (A)	.230	16	61	2	14	2	0	1	8	0	2	0	1	18	0	0	.234	.311	5
2013	Fort Wayne (A)	.305	88	347	50	106	20	1	9	44	0	2	5	11	91	6	2	.334	.447	2
	AZL Padres (R)	.333	6	21	4	7	2	0	0	3	0	0	2	1	4	0	0	.417	.429	27
Minor League Totals		.271	276	1032	149	280	65	3	24	152	0	10	28	59	267	17	11	.325	.410	113

RAMIREZ, EMMANUEL ODALIS

RHP

HT: 6-2 **WT:** 190 **B/T:** R/R **HOMETOWN:** Puerto Plata, DR
BORN: July 15, 1994 in Puerto Plata, DR **OPENING DAY AGE:** 19
HOW ACQUIRED: Signed as a non-drafted free agent: November 19, 2012
SIGNED BY: Emenegildo Diaz and Felix Feliz (Padres)

YR	CLUB	W-L	ERA	G	GS	CG	SHO	SV	IP	H	R	ER	HR	HB	BB	SO	WP	BK	AVG
2013	DSL Padres (R)	1-3	8.92	24	0	0	0	0	36.1	36	51	36	1	6	49	41	18	0	.255

RAMOS, EMMANUEL DE JESUS

RHP

HT: 6-2 **WT:** 182 **B/T:** R/R **HOMETOWN:** Moca, DR
BORN: July 23, 1994 in Moca, DR **OPENING DAY AGE:** 19
HOW ACQUIRED: Signed as a non-drafted free agent: November 1, 2012
SIGNED BY: Emenegildo Diaz and Felix Feliz (Padres)

YR	CLUB	W-L	ERA	G	GS	CG	SHO	SV	IP	H	R	ER	HR	HB	BB	SO	WP	BK	AVG
2013	DSL Padres (R)	2-4	4.12	21	0	0	0	0	39.1	37	25	18	2	3	24	30	7	1	.262

REA, COLIN D.

RHP

HT: 6-5 **WT:** 210 **B/T:** R/R **HOMETOWN:** Cascade, IA
BORN: July 1, 1990 in Cascade, IA **OPENING DAY AGE:** 23
HIGH SCHOOL: Cascade (IA) **COLLEGE:** Indiana State (IN)
HOW ACQUIRED: Signed as a 12th-round selection in the 2011 First-Year Player Draft
SIGNED BY: Jeff Stewart (Padres)

YR	CLUB	W-L	ERA	G	GS	CG	SHO	SV	IP	H	R	ER	HR	HB	BB	SO	WP	BK	AVG
2011	Eugene (A)	3-4	2.21	15	15	0	0	0	53.0	47	18	13	2	6	21	43	6	2	.236
2012	Fort Wayne (A)	5-10	4.11	31	19	0	0	0	103.0	106	61	47	9	8	47	80	8	0	.268
2013	Lake Elsinore (A)	0-5	6.07	15	9	0	0	0	43.0	43	34	29	3	4	39	45	6	1	.272
	Fort Wayne (A)	2-1	2.09	16	3	0	0	0	43.0	34	11	10	1	1	22	38	4	1	.218
Minor League Totals		10-20	3.68	77	46	0	0	0	242.0	230	124	99	15	19	129	206	24	4	.253

SCOUTING & PLAYER DEVELOPMENT

REARICK, CHRISTOPHER TIMOTHY

LHP

HT: 6-2 **WT:** 195 **B/T:** L/L **HOMETOWN:** Houston, TX
BORN: December 5, 1987 in Savannah, GA **OPENING DAY AGE:** 26
HIGH SCHOOL: Savannah Christian (GA) **COLLEGE:** North Georgia (GA)
HOW ACQUIRED: From the Tampa Bay Rays in exchange for INF Vince Belnome: December 13, 2012
SIGNED BY: Milt Hill (Rays)
CAREER NOTES: 2010: Signed by the Tampa Bay Rays as a 41st -round selection in the First-Year Player Draft...2013: Texas League mid-season All-Star.

YR	CLUB	W-L	ERA	G	GS	CG	SHO	SV	IP	H	R	ER	HR	HB	BB	SO	WP	BK	AVG
2010	Princeton (R)	3-1	4.73	13	1	0	0	0	40.0	59	25	21	0	4	7	29	5	0	.331
2011	Bowling Green (A)	7-2	1.66	50	0	0	0	20	81.1	49	18	15	3	7	16	89	6	1	.173
2012	Charlotte (A)	2-3	1.79	35	0	0	0	20	45.1	35	12	9	0	2	15	59	3	0	.207
	Montgomery (AA)	2-1	4.38	15	0	0	0	2	24.2	22	14	12	4	2	8	26	2	0	.234
2013	San Antonio (AA)	3-0	1.89	35	0	0	0	0	38.0	31	11	8	1	1	10	42	1	0	.223
Minor League Totals		17-7	2.55	148	1	0	0	42	229.1	196	80	65	8	16	56	245	17	1	.227

REINA, ADOLFO JAVIER

C

HT: 5-11 **WT:** 215 **B/T:** R/R **HOMETOWN:** Provincia de Veraguas, Panama
BORN: January 22, 1990 in Santiago de Veraguas, Panama **OPENING DAY AGE:** 24
HIGH SCHOOL: Bachillar en la Escuela Bilingue Juan Ramon (Panama)
HOW ACQUIRED: Selected from the Detroit Tigers in the minor league phase of the Rule 5 Draft: December 12, 2013
SIGNED BY: Ramon Webster (Tigers)
CAREER NOTES: 2008: Originally signed by the Tigers as a non-drafted free agent on January 31.

YR	CLUB	AVG	G	AB	R	H	2B	3B	HR	RBI	SH	SF	HP	BB	SO	SB	CS	OBP	SLG	E
2008	VSL Tigers (R)	.260	54	208	24	54	12	0	5	28	0	2	3	10	28	1	2	.300	.389	12
2009	GCL Tigers (R)	.171	23	70	8	12	4	0	3	7	0	2	2	9	18	0	0	.277	.357	3
2010	Did Not Play																			
2011	Connecticut (A)	.000	3	8	1	0	0	0	0	0	0	0	0	1	2	0	0	.111	.000	0
	GCL Tigers (R)	.211	28	90	10	19	4	0	5	13	0	1	0	6	19	1	0	.258	.422	3
2012	Lakeland (A)	.298	39	121	12	36	6	0	3	17	1	3	0	6	25	0	0	.323	.421	4
	Toledo (AAA)	.250	1	4	1	1	0	0	1	2	0	0	0	0	2	0	0	.250	1.000	0
2013	West Michigan (A)	.196	55	184	17	36	9	0	3	22	0	6	3	11	45	1	1	.245	.293	6
	Lakeland (A)	.179	12	39	0	7	2	0	0	7	0	0	0	2	7	0	1	.220	.231	4
Minor League Totals		.228	215	724	73	165	37	0	20	96	1	14	8	45	146	3	4	.276	.362	32

REMILLARD, TRAVIS PHILLIP

RHP

HT: 6-1 **WT:** 190 **B/T:** R/R **HOMETOWN:** Norman, OK
BORN: July 9, 1993 in Norman, OK **OPENING DAY AGE:** 20
HIGH SCHOOL: Norman (OK) **COLLEGE:** Northeast Oklahoma A&M
HOW ACQUIRED: Signed as a 13th-round selection in the 2013 First-Year Player Draft
SIGNED BY: Lane Decker (Padres)

RENFROE, DUSTIN HUNTER (HUNTER)

OF

HT: 6-1 **WT:** 210 **B/T:** R/R **HOMETOWN:** Nashville, TN
BORN: January 28, 1992 in Crystal Springs, MS **OPENING DAY AGE:** 22
HIGH SCHOOL: Copiah Academy (MS) **COLLEGE:** Mississippi State
HOW ACQUIRED: Signed as a first-round selection (13th overall) in the 2013 First-Year Player Draft
SIGNED BY: Andrew Salvo (Padres)
CAREER NOTES: 2013: Northwest League mid-season All-Star...named by *Baseball America* as No. 2 prospect in Northwest League following the season...**Misc.:** As a senior at Copiah Academy, set a Mississippi Association of Independent Schools record with 20 home runs and was named Player of the Year...selected by the Boston Red Sox in the 31st round of 2010 First-Year Draft, but chose to attend Mississippi State...batted .345 with 16 home runs and 65 RBI in his junior season for Mississippi State leading the Bulldogs to the College World Series finals...
2014: Entered the season as the No. 4 prospect in the Padres system by *Baseball America*.

YR	CLUB	AVG	G	AB	R	H	2B	3B	HR	RBI	SH	SF	HP	BB	SO	SB	CS	OBP	SLG	E
2013	Eugene (A)	.308	25	104	20	32	9	0	4	18	0	2	0	5	26	2	0	.333	.510	1
	Fort Wayne (A)	.212	18	66	6	14	5	0	2	7	1	0	1	4	23	0	0	.268	.379	2
Minor League Totals		.271	43	170	26	46	14	0	6	25	1	2	1	9	49	2	0	.308	.459	3

REYES, FRANMIL FEDERICO

OF

HT: 6-5 **WT:** 240 **B/T:** R/R **HOMETOWN:** San Cristobal, DR
BORN: July 7, 1995 in San Cristobal, DR **OPENING DAY AGE:** 18
HOW ACQUIRED: Signed as a non-drafted free agent: November 1, 2011
SIGNED BY: Felix Feliz, Martin Jose and Randy Smith (Padres)

YR	CLUB	AVG	G	AB	R	H	2B	3B	HR	RBI	SH	SF	HP	BB	SO	SB	CS	OBP	SLG	E
2012	DSL Padres (R)	.267	67	243	32	65	16	4	4	37	0	0	5	30	56	12	4	.360	.416	8
2013	Eugene (A)	.205	12	44	4	9	1	0	1	4	0	0	0	1	10	0	0	.222	.295	2
	AZL Padres (R)	.315	45	165	24	52	12	2	3	30	0	1	0	20	39	5	5	.387	.467	6
Minor League Totals		.279	124	452	60	126	29	6	8	71	0	1	5	51	105	17	9	.358	.423	16

SCOUTING & PLAYER
DEVELOPMENT



SCOUTING & PLAYER DEVELOPMENT

REYES, GENISON

RHP

HT: 6-4 **WT:** 190 **B/T:** R/R **HOMETOWN:** San Francisco de Macoris, DR
BORN: September 19, 1991 in San Francisco de Macoris, DR **OPENING DAY AGE:** 22
HOW ACQUIRED: Signed as a non-drafted free agent: August 12, 2010
SIGNED BY: Randy Smith, Felix Feliz and Jose Salado (Padres)

YR	CLUB	W-L	ERA	G	GS	CG	SHO	SV	IP	H	R	ER	HR	HB	BB	SO	WP	BK	AVG
2011	AZL Padres (R)	2-6	10.34	18	5	0	0	0	42.2	76	58	49	3	5	19	44	14	1	.394
2012	Eugene (A)	3-2	2.61	16	3	0	0	0	38.0	28	18	11	3	3	22	38	6	0	.206
2013	Fort Wayne (A)	3-1	7.07	13	0	0	0	0	14.0	16	15	11	0	1	15	5	2	0	.271
	Eugene (A)	1-2	3.53	25	0	0	0	0	35.2	34	18	14	1	6	13	37	7	0	.241
Minor League Totals		9-11	5.87	72	8	0	0	0	130.1	154	109	85	7	15	69	124	29	1	.291

REYES, JORGE LUIS

RHP

HT: 6-2 **WT:** 195 **B/T:** S/R **HOMETOWN:** Warden, WA
BORN: December 7, 1987 in Rio Grande, TX **OPENING DAY AGE:** 26
HIGH SCHOOL: Warden (WA) **COLLEGE:** Oregon State
HOW ACQUIRED: Signed as a 17th-round selection in the 2009 First-Year Player Draft
SIGNED BY: Andrew Salvo (Padres)

YR	CLUB	W-L	ERA	G	GS	CG	SHO	SV	IP	H	R	ER	HR	HB	BB	SO	WP	BK	AVG
2009	Eugene (A)	1-1	1.38	3	3	0	0	0	13.0	9	3	2	1	0	2	12	0	0	.214
2010	Lake Elsinore (A)	8-4	5.00	18	15	0	0	0	77.1	93	45	43	4	3	21	65	2	0	.292
2011	San Antonio (AA)	10-3	3.12	33	20	0	0	0	112.2	111	42	39	6	4	30	98	4	0	.261
2012	Tucson (AAA)	10-11	5.09	34	24	1	0	1	152.0	194	95	86	15	6	45	99	6	1	.315
2013	Tucson (AAA)	6-3	5.28	42	4	0	0	0	75.0	83	45	44	5	2	38	72	4	0	.287
Minor League Totals		35-22	4.48	130	66	1	0	1	430.0	490	230	214	31	15	136	346	16	1	.290

REYES, RAMON JESUS

LHP

HT: 6-3 **WT:** 167 **B/T:** L/L **HOMETOWN:** Bajos de Haina, DR
BORN: November 23, 1995 in Bajos de Haina, DR **OPENING DAY AGE:** 18
HOW ACQUIRED: Signed as a non-drafted free agent: January 17, 2013
SIGNED BY: N/A (Padres)

YR	CLUB	W-L	ERA	G	GS	CG	SHO	SV	IP	H	R	ER	HR	HB	BB	SO	WP	BK	AVG
2013	DSL Padres (R)	1-5	6.00	24	0	0	0	0	27.0	18	29	18	2	5	36	28	14	1	.189

RICHARDSON, JOSHUA JOHN EARL (JOSH)

RHP

HT: 5-11 **WT:** 170 **B/T:** R/R **HOMETOWN:** Chesapeake, VA
BORN: August 1, 1991 in Virginia Beach, VA **OPENING DAY AGE:** 22
HIGH SCHOOL: Greenbriar Christian Academy (VA) **COLLEGE:** Liberty (VA)
HOW ACQUIRED: Signed as a 26th-round selection in the 2013 First-Year Player Draft
SIGNED BY: Adam Bourassa (Padres)
CAREER NOTES: Misc.: Helped Greenbriar Christian Academy win three consecutive Virginia Independent Schools Division II state titles...was 2009 VISAA State Player of the Year.

YR	CLUB	W-L	ERA	G	GS	CG	SHO	SV	IP	H	R	ER	HR	HB	BB	SO	WP	BK	AVG
2013	Eugene (A)	1-2	2.43	24	0	0	0	2	33.1	29	10	9	1	2	12	30	0	0	.236
	Fort Wayne (A)	0-0	0.00	2	0	0	0	0	3.0	2	2	0	0	0	2	4	0	0	.182
Minor League Totals		1-2	2.23	26	0	0	0	2	36.1	31	12	9	1	2	14	34	0	0	.231

RICHARDSON, RONNIE LEE

OF

HT: 5-6 **WT:** 195 **B/T:** S/R **HOMETOWN:** Eagle Lake, FL
BORN: May 5, 1990 in Bartow, FL **OPENING DAY AGE:** 23
HIGH SCHOOL: Lake Region (FL) **COLLEGE:** University of Central Florida (FL)
HOW ACQUIRED: Signed as a 16th-round selection in the 2012 First-Year Player Draft
SIGNED BY: Willie Bosque (Padres)
CAREER NOTES: 2013: Northwest League mid-season All-Star.

YR	CLUB	AVG	G	AB	R	H	2B	3B	HR	RBI	SH	SF	HP	BB	SO	SB	CS	OBP	SLG	E
2012	Eugene (A)	.233	52	159	29	37	9	2	2	16	5	0	16	27	40	10	2	.396	.352	2
2013	Lake Elsinore (A)	.211	16	57	9	12	2	2	1	4	0	0	1	6	12	0	1	.297	.368	0
	Eugene (A)	.298	48	151	24	45	14	1	2	13	3	1	14	38	37	7	8	.475	.444	4
Minor League Totals		.256	116	367	62	94	25	5	5	33	8	1	31	71	89	17	11	.417	.392	6

SCOUTING & PLAYER DEVELOPMENT

RIZZOTTI, TONY

RHP

HT: 6-4 **WT:** 225 **B/T:** R/R **HOMETOWN:** Arlington, TX
BORN: April 21, 1992 in Arlington, TX **OPENING DAY AGE:** 21
HIGH SCHOOL: James Martin (TX) **COLLEGE:** Tulane (LA)
HOW ACQUIRED: Signed as a 25th-round selection in the 2013 First-Year Player Draft
SIGNED BY: Kevin Ellis (Padres)
CAREER NOTES: Misc.: Began his college career at TCU in 2011 before transferring to Grayson College in 2012...pitched as a redshirt sophomore at Tulane in 2013, going 5-4 with a 2.22 ERA in 12 stars.

YR	CLUB	W-L	ERA	G	GS	CG	SHO	SV	IP	H	R	ER	HR	HB	BB	SO	WP	BK	AVG
2013	AZL Padres (R)	0-0	19.29	2	0	0	0	0	2.1	5	5	5	0	0	3	0	0	0	.500
	Eugene (A)	1-2	3.86	11	1	0	0	0	21.0	23	9	9	2	0	6	22	2	0	.274
	Minor League Totals	1-2	5.40	13	1	0	0	0	23.1	28	14	14	2	0	9	22	2	0	.298

RODRIGUEZ, BRYAN DE JESUS (BRYAN)

RHP

HT: 6-5 **WT:** 215 **B/T:** R/R **HOMETOWN:** San Pedro de Macoris, DR
BORN: July 6, 1991 in San Pedro de Macoris, DR **OPENING DAY AGE:** 22
HOW ACQUIRED: Signed as a non-drafted free agent: April 19, 2010
SIGNED BY: Randy Smith, Felix Feliz and Jose Salado (Padres)
CAREER NOTES: 2011: Missed the entire season due to a right elbow sprain.

YR	CLUB	W-L	ERA	G	GS	CG	SHO	SV	IP	H	R	ER	HR	HB	BB	SO	WP	BK	AVG
2010	DSL Padres (R)	4-1	3.14	10	8	1	0	0	48.2	37	23	17	0	3	23	41	4	2	.203
2011									Injured - Did not pitch										
2012	AZL Padres (R)	3-3	6.26	11	3	0	0	0	41.2	54	43	29	2	5	18	31	8	2	.298
	Eugene (A)	0-1	8.31	2	2	0	0	0	4.1	7	10	4	0	0	3	3	1	0	.304
2013	Fort Wayne (A)	2-8	3.19	19	14	0	0	0	84.2	88	48	30	5	6	32	52	1	4	.269
	Minor League Totals	9-13	4.02	42	27	1	0	0	179.1	186	124	80	7	14	76	127	14	8	.261

RODRIGUEZ, JEREMY N.

C

HT: 5-4 **WT:** 175 **B/T:** S/R **HOMETOWN:** Bakersfield, CA
BORN: August 30, 1989 in Burbank, CA **OPENING DAY AGE:** 24
HIGH SCHOOL: Crespi Carmelite (CA) **COLLEGE:** Cal State Bakersfield (CA)
HOW ACQUIRED: Signed as a 16th-round selection in the 2011 First-Year Player Draft
SIGNED BY: Brent Mayne (Padres)

YR	CLUB	AVG	G	AB	R	H	2B	3B	HR	RBI	SH	SF	HP	BB	SO	SB	CS	OBP	SLG	E
2011	Eugene (A)	.211	38	90	11	19	1	0	0	13	0	4	5	29	20	0	1	.414	.222	3
2012	AZL Padres (R)	.556	3	9	4	5	0	1	0	3	1	0	0	2	0	0	0	.636	.778	0
	Fort Wayne (A)	.000	2	4	1	0	0	0	0	0	0	0	0	1	1	0	0	.200	.000	1
	Lake Elsinore (A)	.220	20	50	5	11	0	0	0	2	1	0	0	8	9	1	0	.328	.220	0
	San Antonio (AA)	.600	5	15	4	9	0	0	0	1	0	0	0	2	3	0	0	.647	.600	1
2013	San Antonio (AA)	.250	5	12	0	3	1	0	0	0	0	0	0	0	1	0	0	.250	.333	1
	Lake Elsinore (A)	.295	36	105	12	31	7	1	0	13	0	0	2	27	17	1	0	.448	.381	0
	Minor League Totals	.274	109	285	37	78	9	2	0	32	2	4	7	69	51	2	1	.422	.319	6

RUIZ, JOSE RAFAEL

C

HT: 6-1 **WT:** 220 **B/T:** R/R **HOMETOWN:** Guacara, Venezuela
BORN: October 21, 1994 in Guacara, Venezuela **OPENING DAY AGE:** 19
HOW ACQUIRED: Signed as a non-drafted free agent: July 2, 2011
SIGNED BY: Felix Feliz, Yfrain Linares, Luis Prieto and Randy Smith (Padres)

YR	CLUB	AVG	G	AB	R	H	2B	3B	HR	RBI	SH	SF	HP	BB	SO	SB	CS	OBP	SLG	E
2012	DSL Padres (R)	.176	55	204	13	36	5	0	1	11	0	0	2	6	41	1	1	.208	.216	16
2013	AZL Padres (R)	.224	33	107	10	24	6	2	0	16	0	1	3	2	25	0	0	.257	.318	11
	Lake Elsinore (A)	.200	1	5	1	1	0	0	0	1	0	0	0	0	3	0	0	.200	.200	0
	Minor League Totals	.193	89	316	24	61	11	2	1	28	0	1	5	8	69	1	1	.224	.250	27

RUSSELL, ROBERT GRIFFIN (GRIFFIN)

LHP

HT: 5-11 **WT:** 195 **B/T:** L/L **HOMETOWN:** Wichita Falls, TX
BORN: March 5, 1994 in Wichita Falls, TX **OPENING DAY AGE:** 20
HIGH SCHOOL: Wichita Falls (TX)
HOW ACQUIRED: Signed as a 28th-round selection in the 2012 First-Year Player Draft
SIGNED BY: Jeff Curtis (Padres)

YR	CLUB	W-L	ERA	G	GS	CG	SHO	SV	IP	H	R	ER	HR	HB	BB	SO	WP	BK	AVG
2012	AZL Padres (R)	1-1	6.99	16	0	0	0	0	28.1	39	31	22	1	1	27	18	5	1	.322
2013	AZL Padres (R)	0-1	6.30	9	3	0	0	0	20.0	22	16	14	1	4	13	24	3	0	.286
	Minor League Totals	1-2	6.70	25	3	0	0	0	48.1	61	47	36	2	5	40	42	8	1	.308

SCOUTING & PLAYER
DEVELOPMENT



SCOUTING & PLAYER DEVELOPMENT

SANTOS, TRAE ANTHONY

INF

HT: 6-1 **WT:** 235 **B/T:** L/L **HOMETOWN:** Helena, AL
BORN: October 11, 1992 in Barrigada, Guam **OPENING DAY AGE:** 21
HIGH SCHOOL: Pelham (AL) **COLLEGE:** Troy (AL)
HOW ACQUIRED: Signed as a 17th-round selection in the 2013 First-Year Player Draft
SIGNED BY: Andrew Salvo (Padres)
CAREER NOTES: 2013: Northwest League mid-season All-Star...**Misc.:** Became just the third native of Guam to be drafted...ranked third in the NCAA with 18 home runs in 2013...played baseball for two seasons in 2011-12 at Northwest Florida State College.

YR	CLUB	AVG	G	AB	R	H	2B	3B	HR	RBI	SH	SF	HP	BB	SO	SB	CS	OBP	SLG	E
2013	Eugene (A)	.248	56	210	18	52	15	0	3	20	1	0	5	12	58	1	0	.304	.362	7

SANTOS, WILSON

RHP

HT: 6-1 **WT:** 220 **B/T:** R/R **HOMETOWN:** Villa Vasquez, DR
BORN: October 20, 1991 in Villa Vasquez, DR **OPENING DAY AGE:** 22
HOW ACQUIRED: Signed as a non-drafted free agent: November 1, 2011
SIGNED BY: Felix Feliz and Ysrael Rojas (Padres)

YR	CLUB	W-L	ERA	G	GS	CG	SHO	SV	IP	H	R	ER	HR	HB	BB	SO	WP	BK	AVG
2012	DSL Padres (R)	0-3	5.46	25	0	0	0	1	31.1	32	32	19	0	5	22	22	9	0	.258
2013	AZL Padres (R)	0-0	4.80	23	0	0	0	0	30.0	32	26	16	0	2	21	27	15	3	.248
Minor League Totals		0-3	5.14	48	0	0	0	1	61.1	64	58	35	0	7	43	49	24	3	.253

SCHOENROCK, ERIK REID

LHP

HT: 6-2 **WT:** 200 **B/T:** R/L **HOMETOWN:** Collierville, TN
BORN: August 12, 1991 in Birmingham, AL **OPENING DAY AGE:** 22
HIGH SCHOOL: Collierville (TN) **COLLEGE:** Memphis (TN)
HOW ACQUIRED: Signed as an 11th-round selection in the 2013 First-Year Player Draft
SIGNED BY: Andrew Salvo (Padres)
CAREER NOTES: 2013: Northwest League mid-season All-Star...**Misc.:** Named 2013 Conference USA Pitcher of the Year, posting a 7-4 record with a 3.02 ERA.

YR	CLUB	W-L	ERA	G	GS	CG	SHO	SV	IP	H	R	ER	HR	HB	BB	SO	WP	BK	AVG
2013	Eugene (A)	2-3	2.51	14	14	0	0	0	57.1	48	19	16	1	1	15	52	5	1	.227

SEVERINO, MIGUEL ANGEL

RHP

HT: 6-3 **WT:** 180 **B/T:** R/R **HOMETOWN:** San Pedro de Macoris, DR
BORN: May 30, 1993 in San Pedro de Macoris, DR **OPENING DAY AGE:** 20
HOW ACQUIRED: Signed as a non-drafted free agent: May 6, 2011
SIGNED BY: Felix Feliz and Jose Salado (Padres)

YR	CLUB	W-L	ERA	G	GS	CG	SHO	SV	IP	H	R	ER	HR	HB	BB	SO	WP	BK	AVG
2011									Injured - Did not play										
2012	DSL Padres (R)	0-3	4.23	11	8	0	0	0	38.1	30	23	18	2	2	24	26	7	1	.227
2013	AZL Padres (R)	1-4	8.85	9	6	0	0	0	20.1	25	21	20	3	5	26	17	8	0	.325
Minor League Totals		1-7	5.83	20	14	0	0	0	58.2	55	44	38	5	7	50	43	15	1	.263

SEXTON, TIMOTHY EDWARD

RHP

HT: 6-6 **WT:** 185 **B/T:** R/R **HOMETOWN:** Baltimore, MD
BORN: June 10, 1987 in Baltimore, MD **OPENING DAY AGE:** 26
HIGH SCHOOL: Calvert Hall (MD) **COLLEGE:** Miami-Dade CC (FL)
HOW ACQUIRED: Signed as a minor league free agent: July 27, 2013
SIGNED BY: N/A (Dodgers)

CAREER NOTES: 2007: Originally drafted by the Los Angeles Dodgers in the 25th round of First-Year Draft...2009: Selected as a California League mid-season All-Star pitching for Inland Empire.

YR	CLUB	W-L	ERA	G	GS	CG	SHO	SV	IP	H	R	ER	HR	HB	BB	SO	WP	BK	AVG
2007	Great Lakes (A)	3-1	3.57	5	0	0	0	0	22.2	24	11	9	2	1	5	25	0	0	.270
2008	Inland Empire (A)	5-12	6.04	28	26	0	0	0	141.2	184	105	95	17	7	36	92	4	0	.317
2009	Inland Empire (A)	8-14	3.96	27	22	0	0	0	157.0	178	92	69	17	3	34	100	8	0	.284
2010	Chattanooga (AA)	3-12	5.06	25	14	1	0	0	101.1	128	67	57	8	3	33	79	5	0	.309
	Inland Empire (A)	0-1	7.07	5	3	0	0	0	28.0	33	24	22	6	4	8	31	7	0	.295
2011	Great Lakes (A)	3-6	4.18	14	14	1	0	0	84.0	86	47	39	7	3	20	74	9	0	.258
	Albuquerque (AAA)	3-6	6.86	15	14	0	0	0	78.2	121	66	60	13	2	24	40	0	0	.357
2012	NW Arkansas (AA)	1-0	2.84	4	0	0	0	0	6.1	8	3	2	0	0	2	5	0	0	.308
	Colo. Springs (AAA)	0-0	6.00	1	0	0	0	0	3.0	4	2	2	0	0	1	1	0	0	.333
	Tulsa (AA)	3-1	5.26	19	0	0	0	0	25.2	25	16	15	3	0	5	28	1	0	.260
2013	Tulsa (AA)	1-1	4.94	14	0	0	0	0	23.2	33	17	13	4	0	9	10	1	0	.337
	San Antonio (AA)	1-1	1.71	15	0	0	0	2	26.1	20	6	5	1	0	3	18	1	0	.215
Minor League Totals		31-55	5.00	172	93	2	0	2	698.1	844	456	388	78	23	180	503	36	0	.299

SCOUTING & PLAYER DEVELOPMENT

SHEPHERD, MATTHEW KEITH

RHP

HT: 6-1 **WT:** 205 **B/T:** R/R **HOMETOWN:** Bluff City, TN
BORN: May 2, 1990 in Bristol, TN **OPENING DAY AGE:** 23
HIGH SCHOOL: Sullivan East (TN) **COLLEGE:** Tennessee Tech
HOW ACQUIRED: Signed as a 31st-round selection in the 2012 First-Year Player Draft
SIGNED BY: Mark Conner (Padres)

YR	CLUB	W-L	ERA	G	GS	CG	SHO	SV	IP	H	R	ER	HR	HB	BB	SO	WP	BK	AVG
2012	Eugene (A)	4-2	2.70	31	1	0	0	1	40.0	37	21	12	2	3	17	42	6	0	.239
2013	Fort Wayne (A)	4-4	4.04	36	8	0	0	1	93.2	85	48	42	8	4	44	79	12	0	.240
Minor League Totals		8-6	3.64	67	9	0	0	2	133.2	122	69	54	10	7	61	121	18	0	.240

SMITH, MALLEX LYDELL

OF

HT: 5-9 **WT:** 170 **B/T:** L/R **HOMETOWN:** Tallahassee, FL
BORN: May 6, 1993 in Tallahassee, FL **OPENING DAY AGE:** 20
HIGH SCHOOL: Richards (FL) **COLLEGE:** Santa Fe College (FL)
HOW ACQUIRED: Signed as a fifth-round selection in the 2012 First-Year Player Draft
SIGNED BY: Willie Bosque (Padres)
CAREER NOTES: 2013: Led the Midwest League in stolen bases and was third in runs.

YR	CLUB	AVG	G	AB	R	H	2B	3B	HR	RBI	SH	SF	HP	BB	SO	SB	CS	OBP	SLG	E
2012	AZL Padres (R)	.344	25	96	23	33	2	1	1	10	2	1	1	5	19	13	3	.379	.417	2
	Eugene (A)	.188	10	32	6	6	0	0	1	5	2	0	1	6	8	4	1	.333	.281	1
2013	Fort Wayne (A)	.262	110	424	81	111	17	2	4	29	11	1	12	59	84	64*	16	.367	.340	4
Minor League Totals		.272	145	552	110	150	19	3	6	44	15	2	14	70	111	81	20	.367	.350	7

SMITH, MASON LUNT

OF

HT: 6-0 **WT:** 185 **B/T:** R/R **HOMETOWN:** Meridian, ID
BORN: March 16, 1995 in Salt Lake City, UT **OPENING DAY AGE:** 19
HIGH SCHOOL: Rocky Mountain (ID)
HOW ACQUIRED: Signed as a fourth-round selection in the 2013 First-Year Player Draft
SIGNED BY: Justin Baughman (Padres)
CAREER NOTES: Misc.: Became the first Idahoan drafted in the first 10 rounds since Allen Langdon (10th round in 2005)...in three varsity seasons with Rocky Mountain High, batted .427 with 28 doubles, 16 home runs, 109 RBI, a .513 on-base pct., .803 slugging and 35 stolen bases.

YR	CLUB	AVG	G	AB	R	H	2B	3B	HR	RBI	SH	SF	HP	BB	SO	SB	CS	OBP	SLG	E
2013	AZL Padres (R)	.209	37	129	13	27	11	2	0	11	0	0	2	14	45	3	1	.297	.326	1

SOLANO, LEONARDO

RHP

HT: 6-4 **WT:** 200 **B/T:** R/R **HOMETOWN:** Villa Mella, DR
BORN: January 18, 1992 in Villa Mella, DR **OPENING DAY AGE:** 22
HOW ACQUIRED: Signed as a non-drafted free agent: November 1, 2011
SIGNED BY: Felix Feliz and Ysrael Rojas (Padres)

YR	CLUB	W-L	ERA	G	GS	CG	SHO	SV	IP	H	R	ER	HR	HB	BB	SO	WP	BK	AVG
2012	DSL Padres (R)	1-0	2.45	11	7	0	0	0	40.1	25	21	11	1	6	30	40	11	1	.177
2013	Injured - Did not pitch																		

SOSA, CARLOS ALBERTO

INF

HT: 6-1 **WT:** 191 **B/T:** R/R **HOMETOWN:** Santo Domingo, DR
BORN: August 7, 1995 in Santo Domingo, DR **OPENING DAY AGE:** 18
HOW ACQUIRED: Signed as a non-drafted free agent: November 1, 2013
SIGNED BY: Randy Smith, Felix Feliz and Ysrael Rojas (Padres)

SOTILLO, JOSE ANDRES

OF

HT: 6-1 **WT:** 175 **B/T:** R/R **HOMETOWN:** Tucupita, VZ
BORN: May 13, 1996 in Tucupita, VZ **OPENING DAY AGE:** 17
HOW ACQUIRED: Signed as a non-drafted free agent: October 2, 2013
SIGNED BY: Felix Feliz, Yfrain Linares and Victor Magdaleno (Padres)

SCOUTING & PLAYER
DEVELOPMENT



SCOUTING & PLAYER DEVELOPMENT

STEVENS, RIVER KENTON

INF

HT: 6-0 **WT:** 165 **B/T:** L/R **HOMETOWN:** Escondido, CA
BORN: January 10, 1992 in Fountain Valley, CA **OPENING DAY AGE:** 22
HIGH SCHOOL: Mission Hills (CA) **COLLEGE:** Allan Hancock College (CA)
HOW ACQUIRED: Signed as a ninth-round selection in the 2012 First-Year Player Draft
SIGNED BY: Brent Mayne (Padres)

YR	CLUB	AVG	G	AB	R	H	2B	3B	HR	RBI	SH	SF	HP	BB	SO	SB	CS	OBP	SLG	E
2012	AZL Padres (A)	.241	49	170	23	41	7	0	0	17	4	0	0	15	22	3	2	.303	.282	13
2013	Did not play																			

STEWART, CAMERON DAVID (CAM)

LHP

HT: 6-8 **WT:** 230 **B/T:** L/R **HOMETOWN:** San Jose, CA
BORN: September 9, 1994 in Newport Beach, CA **OPENING DAY AGE:** 19
HIGH SCHOOL: Valley Christian (CA)
HOW ACQUIRED: Signed as a 20th-round selection in the 2012 First-Year Player Draft
SIGNED BY: Noah Jackson (Padres)

YR	CLUB	W-L	ERA	G	GS	CG	SHO	SV	IP	H	R	ER	HR	HB	BB	SO	WP	BK	AVG
2012	AZL Padres (R)	1-2	6.75	13	1	0	0	0	30.2	38	27	23	0	3	22	14	3	0	.314
2013	AZL Padres (R)	4-5	4.15	13	13	0	0	0	52.0	51	35	24	2	8	23	40	5	2	.259
Minor League Totals		5-7	5.12	26	14	0	0	0	82.2	89	62	47	2	11	45	54	8	2	.280

SUAREZ, FELIX GABRIEL

INF

HT: 6-0 **WT:** 180 **B/T:** R/R **HOMETOWN:** Santo Domingo, DR
BORN: January 9, 1996 in Santo Domingo, DR **OPENING DAY AGE:** 18
HOW ACQUIRED: Signed as a non-drafted free agent: August 2, 2013
SIGNED BY: Randy Smith and Felix Feliz (Padres)

SUAREZ, GABRIEL OSCAR

INF

HT: 6-1 **WT:** 185 **B/T:** R/R **HOMETOWN:** Phoenix, AZ
BORN: December 14, 1984 in Denver, CO **OPENING DAY AGE:** 29
HIGH SCHOOL: Arcadia (AZ) **COLLEGE:** South Mountain CC (AZ)
HOW ACQUIRED: Signed as a minor league free agent: December 2, 2013
SIGNED BY: Al Pedrique (Expos)

CAREER NOTES: 2003: Selected by the Montreal Expos in the 33rd round of First-Year Draft, but did not sign choosing to play at South Mountain Community College (Phoenix, AZ)...2004: Selected by the Expos in the 26th round of First-Year player draft and signed.

YR	CLUB	AVG	G	AB	R	H	2B	3B	HR	RBI	SH	SF	HP	BB	SO	SB	CS	OBP	SLG	E
2004	GCL Expos (R)	.210	41	124	8	26	0	0	1	9	3	2	2	7	32	5	2	.259	.234	4
2005	GCL Nationals (R)	.000	1	3	0	0	0	0	0	0	0	0	0	0	0	0	0	.000	.000	0
	Lincoln (IND)	.208	35	101	15	21	1	0	0	12	6	3	1	10	24	5	0	.278	.218	-
2006	Tri-City (A)	.165	28	91	8	15	5	0	0	5	0	1	2	7	35	2	2	.238	.220	3
2007	Sarasota (A)	.000	1	3	0	0	0	0	0	0	0	0	0	0	0	0	0	.000	.000	0
	Pennsylvania (IND)	.252	90	305	38	77	13	0	2	25	7	4	5	17	59	10	7	.299	.315	-
2008	Long Island (IND)	.394	10	33	4	13	0	1	0	3	0	0	1	2	5	3	1	.444	.455	-
	Camden (IND)	.226	102	350	41	79	7	3	2	27	3	0	2	27	91	11	5	.285	.280	-
2009	Long Island (IND)	.353	12	34	5	12	0	0	0	1	0	0	3	0	9	3	1	.405	.353	-
	Lancaster (A)	.323	37	133	26	43	6	4	0	12	3	0	2	11	40	1	1	.384	.429	3
2010	Long Island (IND)	.259	16	54	5	14	2	1	0	5	2	1	0	6	10	4	0	.328	.333	-
	Newark (IND)	.271	45	140	16	38	2	1	0	9	4	1	1	17	37	5	2	.352	.300	-
	Florence (IND)	.033	10	30	2	1	1	0	0	0	0	0	0	4	11	1	0	.147	.067	-
	Lakewood (A)	.125	2	8	1	1	0	0	0	1	0	0	0	0	2	0	0	.125	.125	2
	Clearwater (A)	.263	7	19	5	5	2	0	0	3	0	0	1	3	4	1	0	.391	.368	0
	Reading (AA)	.278	5	18	2	5	1	0	0	1	0	0	0	1	2	1	0	.316	.333	0
2011	Kansas City (IND)	.111	3	9	3	1	1	0	0	2	1	1	1	2	3	0	0	.308	.222	-
	Road Warriors (IND)	.216	79	241	22	52	9	0	0	13	8	3	4	26	75	1	5	.299	.253	-
2012	Vaqueros (MEX)	.250	11	20	5	5	0	0	0	0	2	0	0	1	8	0	0	.286	.250	3
	Delfines (MEX)	.000	1	1	0	0	0	0	0	0	0	0	0	0	0	0	0	.000	.000	-
	Great Lakes (A)	.333	7	21	4	7	0	0	0	2	0	0	1	4	2	2	0	.462	.333	1
	R. Cucamonga (A)	.261	19	69	11	18	5	0	0	6	2	0	0	6	24	1	2	.320	.333	2
2013	Injured - Did not play																			
Mexican League Totals		.238	12	21	5	5	0	0	0	0	2	0	0	1	8	0	0	.273	.238	-
Independent League Totals		.237	402	1297	151	308	36	6	4	97	31	13	18	111	324	43	21	-	-	-
Minor League Totals		.243	151	498	68	121	20	4	1	41	9	4	9	41	144	13	7	.310	.305	15

SCOUTING & PLAYER DEVELOPMENT

SULLIVAN, GERALD MICHAEL (JERRY)

RHP

HT: 6-4 **WT:** 225 **B/T:** R/R **HOMETOWN:** Cornell, IL
BORN: January 18, 1988 in Denville, NJ **OPENING DAY AGE:** 26
HIGH SCHOOL: Mount Olive (NJ) **COLLEGE:** Oral Roberts (OK)
HOW ACQUIRED: Signed as a third-round selection in the 2009 First-Year Player Draft
SIGNED BY: Lane Decker (Padres)

YR	CLUB	W-L	ERA	G	GS	CG	SHO	SV	IP	H	R	ER	HR	HB	BB	SO	WP	BK	AVG
2009	Eugene (A)	5-3	4.02	16	9	0	0	0	53.2	44	26	24	5	4	27	58	7	2	.219
2010	Fort Wayne (A)	7-4	4.03	27	26	0	0	0	116.0	119	63	52	9	4	29	92	1	2	.264
2011	Lake Elsinore (A)	6-9	5.95	28	28	0	0	0	134.2	184	111	89	17	2	32	74	4	0	.323
2012	Lake Elsinore (A)	4-5	4.20	49	3	0	0	2	81.1	86	42	38	8	4	12	82	7	0	.275
2013									Injured - Did not pitch										
Minor League Totals		22-21	4.74	120	66	0	0	2	385.2	433	242	203	39	14	100	306	19	4	.282

TATE, DONAVAN REED

OF

HT: 6-3 **WT:** 200 **B/T:** R/R **HOMETOWN:** Cartersville, GA
BORN: September 27, 1990 in Cartersville, GA **OPENING DAY AGE:** 23
HIGH SCHOOL: Cartersville (GA)
HOW ACQUIRED: Signed as first-round (third overall) selection in the 2009 First-Year Player Draft
SIGNED BY: Ash Lawson (Padres)
CAREER NOTES: **2010:** Rated by *Baseball America* as the No. 1 prospect in the San Diego organization entering the season...also rated as the best athlete and best defensive outfielder in the San Diego organization in *Baseball America's* best tools survey...**2011:** Rated by *Baseball America* as the No. 8 prospect in the San Diego organization entering the season...also rated as the best athlete in the Padres organization in *Baseball America's* best tools survey...**Misc.:** Hit 32 home runs over his high school career and was named an Aflac All-America in 2008...committed to play baseball and football at the University of North Carolina, but chose instead to sign with the Padres...is the son of former NFL running back Lars Tate.

YR	CLUB	AVG	G	AB	R	H	2B	3B	HR	RBI	SH	SF	HP	BB	SO	SB	CS	OBP	SLG	E
2010	AZL Padres (R)	.222	25	90	19	20	5	0	2	10	0	1	1	15	41	7	1	.336	.344	1
2011	Fort Wayne (A)	.316	6	19	3	6	2	0	0	2	0	0	0	4	3	2	2	.435	.421	1
	Eugene (A)	.283	33	127	24	36	8	4	0	20	0	1	2	25	32	17	5	.406	.409	1
2012	Fort Wayne (A)	.207	52	193	26	40	6	0	1	21	1	1	2	22	62	10	5	.294	.254	5
	Lake Elsinore (A)	.247	55	178	28	44	6	2	0	7	1	0	4	38	56	11	9	.391	.303	5
2013	Eugene (A)	.213	23	75	6	16	4	2	0	6	0	0	2	11	29	3	1	.330	.320	0
Minor League Totals		.238	194	682	106	162	31	8	3	66	2	3	11	115	223	50	23	.355	.320	13

TEJADA, LUIS MIGUEL

1B/OF

HT: 6-3 **WT:** 210 **B/T:** R/R **HOMETOWN:** San Francisco de Macoris, DR
BORN: October 12, 1992 in Constanza, DR **OPENING DAY AGE:** 21
HOW ACQUIRED: Signed as a non-drafted free agent: January 16, 2010
SIGNED BY: Felix Feliz, Juan Lara and Martin Jose (Padres)
CAREER NOTES: **2013:** Midwest League mid-season All-Star.

YR	CLUB	AVG	G	AB	R	H	2B	3B	HR	RBI	SH	SF	HP	BB	SO	SB	CS	OBP	SLG	E
2010	DSL Padres (R)	.228	64	189	20	43	10	0	0	24	0	2	7	23	50	3	7	.330	.280	4
2011	DSL Padres (R)	.276	67	217	48	60	12	2	8	42	1	2	7	35	60	16	6	.391	.461	4
2012	AZL Padres (R)	.293	46	181	34	53	8	3	0	19	0	1	1	16	40	10	3	.352	.370	8
2013	Fort Wayne (A)	.227	112	423	44	96	19	4	2	37	3	4	5	19	92	18	5	.266	.305	16
Minor League Totals		.250	289	1010	146	252	49	9	10	122	4	9	20	93	242	47	21	.322	.346	32

TORRES, ANTHONY JOSE

INF

HT: 6-0 **WT:** 156 **B/T:** S/R **HOMETOWN:** Humacao, PR
BORN: October 3, 1992 in Humacao, PR **OPENING DAY AGE:** 21
HOW ACQUIRED: Signed as a minor league free agent: June 13, 2013
SIGNED BY: Chris Kelly (Padres)

YR	CLUB	AVG	G	AB	R	H	2B	3B	HR	RBI	SH	SF	HP	BB	SO	SB	CS	OBP	SLG	E
2013	Eugene (A)	.196	53	168	19	33	4	1	0	8	1	1	5	13	46	0	2	.273	.232	13

SCOUTING & PLAYER
DEVELOPMENT



SCOUTING & PLAYER DEVELOPMENT

UGUETO, ELYS (LUIS)

INF

HT: 6-1 **WT:** 180 **B/T:** R/R **HOMETOWN:** Caracas, Venezuela
BORN: August 5, 1996 in Caracas, Venezuela **OPENING DAY AGE:** 17
HOW ACQUIRED: Signed as a non-drafted free agent: November 1, 2012
SIGNED BY: Felix Feliz, Yfrain Linares and Luis Prieto (Padres)

URENA, JOSE CARLOS

OF

HT: 6-3 **WT:** 180 **B/T:** R/R **HOMETOWN:** Ciudad Obregon, Mexico
BORN: January 14, 1995 in Ciudad Obregon, Mexico **OPENING DAY AGE:** 19
HOW ACQUIRED: Signed as a non-drafted free agent: August 17, 2011
SIGNED BY: Robert Rowley, Juan Lara and Randy Smith (Padres)
CAREER NOTES: 2013: Led the Arizona League in home runs, total bases (97) and tied for league-lead with 25 extra-base hits...also was third in RBI and slugging pct...Arizona League All-Star and *Baseball America* No. 5 prospect in the league.

YR	CLUB	AVG	G	AB	R	H	2B	3B	HR	RBI	SH	SF	HP	BB	SO	SB	CS	OBP	SLG	E
2012	DSL Padres (R)	.285	57	214	37	61	13	3	6	33	0	4	8	28	58	3	6	.382	.458	4
2013	AZL Padres (R)	.257	49	191	32	49	11	5	9*	34	0	1	3	22	54	1	2	.341	.508	2
Minor League Totals		.272	106	405	69	110	24	8	15	67	0	5	11	50	112	4	8	.363	.481	6

URIAS, LUIS F.

INF

HT: 5-9 **WT:** 160 **B/T:** R/R **HOMETOWN:** Magdalena de Kino, Mexico
BORN: June 3, 1997 in Magdalena de Kino, Mexico **OPENING DAY AGE:** 16
HOW ACQUIRED: Signed as a non-drafted free agent: December 27, 2013
SIGNED BY: Chad MacDonald and Robert Rowley (Padres)

VALENZUELA, RICARDO ALFONSO

C

HT: 6-0 **WT:** 176 **B/T:** R/R **HOMETOWN:** Hermosillo, Mexico
BORN: August 4, 1990 in Hermosillo, Mexico **OPENING DAY AGE:** 23
HOW ACQUIRED: Signed as a non-drafted free agent: January 31, 2010
SIGNED BY: Robert Rowley (Padres)

YR	CLUB	AVG	G	AB	R	H	2B	3B	HR	RBI	SH	SF	HP	BB	SO	SB	CS	OBP	SLG	E
2010	DSL Padres (R)	.257	29	70	8	18	4	1	0	10	0	2	1	7	13	3	2	.325	.343	4
2011	DSL Padres (R)	.250	31	72	10	18	6	0	0	6	0	0	2	11	6	1	2	.365	.333	3
2012	DSL Padres (R)	.275	42	120	14	33	6	0	1	15	0	0	2	15	12	1	4	.365	.350	3
2013	AZL Padres (R)	.221	19	68	8	15	3	0	0	6	0	0	0	5	13	0	0	.274	.265	2
Minor League Totals		.255	121	330	40	84	19	1	1	37	0	2	5	38	44	5	8	.339	.327	12

VANMETER, JOSHUA MICHAEL

INF

HT: 5-11 **WT:** 165 **B/T:** L/R **HOMETOWN:** Ossian, IN
BORN: March 10, 1995 in Ossian, IN **OPENING DAY AGE:** 19
HIGH SCHOOL: Norwell (IN)
HOW ACQUIRED: Signed as a fifth-round selection in the 2013 First-Year Player Draft
SIGNED BY: Mark Conner (Padres)

YR	CLUB	AVG	G	AB	R	H	2B	3B	HR	RBI	SH	SF	HP	BB	SO	SB	CS	OBP	SLG	E
2013	AZL Padres (R)	.278	44	158	33	44	7	2	0	16	1	1	2	24	25	10	4	.378	.348	11

VERBITSKY, BRYAN CHRISTOPHER

RHP

HT: 5-10 **WT:** 205 **B/T:** R/R **HOMETOWN:** Levittown, NY
BORN: June 11, 1992 in Levittown, NY **OPENING DAY AGE:** 21
HIGH SCHOOL: Island Trees (NY) **COLLEGE:** Hofstra (NY)
HOW ACQUIRED: Signed as a third-round selection in the 2013 First-Year Player Draft
SIGNED BY: Jim Bretz (Padres)

YR	CLUB	W-L	ERA	G	GS	CG	SHO	SV	IP	H	R	ER	HR	HB	BB	SO	WP	BK	AVG
2013	Eugene (A)	0-6	4.01	14	14	0	0	0	49.1	42	25	22	2	2	38	47	2	0	.239

SCOUTING & PLAYER DEVELOPMENT

VIZCAINO, MANUEL ALEXANDER

INF

HT: 6-0 **WT:** 165 **B/T:** R/R **HOMETOWN:** Bani, DR
BORN: January 8, 1996 in Bani, DR **OPENING DAY AGE:** 18
HOW ACQUIRED: Signed as a non-drafted free agent: December 26, 2012
SIGNED BY: Felix Feliz and Randy Smith (Padres)

YR	CLUB	AVG	G	AB	R	H	2B	3B	HR	RBI	SH	SF	HP	BB	SO	SB	CS	OBP	SLG	E
2013	DSL Padres (R)	.204	29	98	12	20	2	0	0	5	0	0	4	10	35	0	2	.304	.224	14

WEICKEL, CHARLES WALKER (WALKER)

RHP

HT: 6-6 **WT:** 205 **B/T:** R/R **HOMETOWN:** Orlando, FL
BORN: November 14, 1993 in Orlando, FL **OPENING DAY AGE:** 20
HIGH SCHOOL: Olympia (FL)
HOW ACQUIRED: Signed as a compensation-round (55th overall) selection in the 2012 First-Year Player Draft
SIGNED BY: Willie Bosque (Padres)

YR	CLUB	W-L	ERA	G	GS	CG	SHO	SV	IP	H	R	ER	HR	HB	BB	SO	WP	BK	AVG
2012	AZL Padres (R)	1-3	4.50	9	6	0	0	0	14.0	16	17	7	0	0	6	12	2	0	.262
2013	Fort Wayne (A)	3-6	5.04	24	23	0	0	0	110.2	125	72	62	8	8	43	82	5	0	.283
Minor League Totals		4-9	4.98	33	29	0	0	0	124.2	141	89	69	8	8	49	94	7	0	.281

WIEBER, ANTHONY STEPHEN (TONY)

RHP

HT: 5-11 **WT:** 205 **B/T:** R/R **HOMETOWN:** Grand Ledge, MI
BORN: February 10, 1991 in Goldsboro, NC **OPENING DAY AGE:** 23
HIGH SCHOOL: Grand Ledge (MI) **COLLEGE:** Michigan State (MI)
HOW ACQUIRED: Signed as a 33rd-round selection in the 2012 First-Year Player Draft
SIGNED BY: Mark Conner (Padres)

YR	CLUB	W-L	ERA	G	GS	CG	SHO	SV	IP	H	R	ER	HR	HB	BB	SO	WP	BK	AVG
2012	Eugene (A)	1-0	1.34	32	0	0	0	1	40.1	23	8	6	0	2	14	43	1	0	.167
2013	Did not play																		

WILLIAMS, EVERETT EUGENE

OF

HT: 5-10 **WT:** 205 **B/T:** L/R **HOMETOWN:** Austin, TX
BORN: October 1, 1990 in Austin, TX **OPENING DAY AGE:** 23
HIGH SCHOOL: McCallum (TX)
HOW ACQUIRED: Signed as a second-round selection in the 2009 First-Year Player Draft
SIGNED BY: Tim Holt (Padres)
CAREER NOTES: **2010:** Rated as the No. 8 prospect in the San Diego organization by *Baseball America* entering the season...**2011:** Missed much of the season due to a hyperextended right knee.

YR	CLUB	AVG	G	AB	R	H	2B	3B	HR	RBI	SH	SF	HP	BB	SO	SB	CS	OBP	SLG	E
2009	AZL Padres (R)	.389	4	18	1	7	2	1	0	6	0	0	0	1	7	2	1	.421	.611	0
	Eugene (A)	.200	6	25	1	5	2	0	1	3	0	0	0	4	11	0	0	.310	.400	0
2010	Fort Wayne (A)	.244	107	390	53	95	25	5	5	59	2	2	2	51	131	10	5	.333	.372	3
2011	Fort Wayne (A)	.300	6	20	5	6	0	0	0	1	0	0	1	2	3	3	0	.391	.300	0
2012	Lake Elsinore (A)	.242	105	397	38	96	25	4	5	50	2	5	0	28	112	9	4	.288	.363	4
2013	San Antonio (AA)	.257	89	331	37	85	11	1	2	31	1	3	0	28	81	10	4	.312	.314	2
Minor League Totals		.249	317	1181	135	294	65	11	13	150	5	10	3	114	345	34	14	.314	.356	9

SCOUTING & PLAYER
DEVELOPMENT



SCOUTING & PLAYER DEVELOPMENT

WOOD, RICHARD BRANDON (BRANDON)

INF

HT: 6-3 **WT:** 215 **B/T:** L/R **HOMETOWN:** Scottsdale, AZ
BORN: March 2, 1985 in Austin, TX **OPENING DAY AGE:** 29
HIGH SCHOOL: Horizon (AZ)
HOW ACQUIRED: Signed as a minor league free agent: December 26, 2013
SIGNED BY: Jeff Scholzen (Angels)

CAREER NOTES: 2004: Midwest League All-Star...2005: Set Angels' franchise and California League record with 43 home runs...with 101 extra-base hits, became the first player in minor league history to post at least 100 extra-base hits...California League All-Star...Futures Game participant...Minor League Baseball Round-Tripper Award...Topps California League Player of the Year...California League MVP...Angels Co-Player of the Year (Howie Kendrick)...*Sporting News* Minor League Player of the Year...USA Baseball team member...2006: USA Baseball team member...Texas League All-Star...2008: Pacific Coast League Postseason All-Star...Topps Triple-A All-Star Team...2009: Pacific Coast League mid-season All-Star.

YR	CLUB	AVG	G	AB	R	H	2B	3B	HR	RBI	SH	SF	HP	BB	SO	SB	CS	OBP	SLG	E
2003	AZL Angels (R)	.308	19	78	14	24	8	2	0	13	0	2	2	4	15	3	0	.349	.462	6
	Provo (R)	.278	42	162	25	45	13	2	5	31	0	1	2	16	48	1	1	.348	.475	15
2004	Cedar Rapids (A)	.251	125	478	65	120	30	5	11	64	4	2	5	46	117	21	5	.322	.404	29
2005	R. Cucamonga (A)	.321	130	536	109	172	51	4	43*	115	2	2	7	48	128	7	3	.383	.672	20
	Salt Lake (AAA)	.316	4	19	1	6	2	1	0	1	0	0	0	0	6	0	0	.316	.526	2
2006	Arkansas (AA)	.276	118	453	74	125	42	4	25	83	1	8	6	54	149	19	3	.355	.552	27
2007	Salt Lake (AAA)	.272	111	437	73	119	27	1	23	77	0	5	1	45	120	10	1	.338	.497	22
	LOS ANGELES-AL	.152	13	33	2	5	1	0	1	3	0	0	0	0	12	0	0	.152	.273	1
2008	Salt Lake (AAA)	.296	103	395	82	117	21	2	31	84	0	2	6	45	104	6	5	.375	.595	20
	LOS ANGELES-AL	.200	55	150	12	30	4	0	5	13	1	1	1	4	43	4	0	.224	.327	4
2009	Salt Lake (AAA)	.293	99	386	65	113	28	4	22	72	0	4	2	36	80	1	1	.353	.557	9
	LOS ANGELES-AL	.195	18	41	5	8	1	0	1	3	1	0	1	3	19	0	0	.267	.293	3
2010	LOS ANGELES-AL	.146	81	226	20	33	2	0	4	14	8	1	2	6	71	1	0	.174	.208	10
	Salt Lake (AAA)	.196	13	51	4	10	0	0	1	2	0	0	0	3	17	0	0	.241	.255	2
2011	LOS ANGELES-AL	.143	6	14	1	2	1	0	0	0	1	0	0	0	8	0	0	.143	.214	0
	PITTSBURGH	.220	99	236	25	52	9	0	7	31	1	1	0	19	65	0	0	.277	.347	5
2012	Colo. Springs (AAA)	.259	119	401	56	104	28	1	10	64	0	4	5	28	97	2	0	.313	.409	16
2013	Omaha (AAA)	.264	17	53	3	14	1	0	2	7	0	0	0	3	8	0	0	.304	.396	1
	Norfolk (AAA)	.215	48	181	13	39	9	1	2	23	0	5	0	10	37	0	0	.250	.309	8
	Minor League Totals	.278	948	3630	584	1008	260	27	175	636	7	35	36	338	926	70	19	.342	.509	177
	Major League Totals	.186	272	700	65	130	18	0	18	64	12	3	4	32	218	5	0	.225	.289	23

YARDLEY, ERIC CHRISTIAN

RHP

HT: 6-0 **WT:** 165 **B/T:** R/R **HOMETOWN:** Richland, WA
BORN: August 18, 1990 in Richland, WA **OPENING DAY AGE:** 23
HIGH SCHOOL: Richland (WA) **COLLEGE:** Seattle (WA)
HOW ACQUIRED: Signed as a non-drafted free agent: July 21, 2013
SIGNED BY: Justin Baughman (Padres)


YR	CLUB	W-L	ERA	G	GS	CG	SHO	SV	IP	H	R	ER	HR	HB	BB	SO	WP	BK	AVG
2013	AZL Padres (R)	2-0	1.89	12	0	0	0	2	19.0	15	5	4	0	1	2	18	1	0	.205

YNFANTE, STARLING YGNACIO

RHP

HT: 6-2 **WT:** 200 **B/T:** R/R **HOMETOWN:** Santiago de los Caballeros, DR
BORN: February 23, 1994 in Santiago de los Caballeros, DR **OPENING DAY AGE:** 20
HOW ACQUIRED: Signed as a non-drafted free agent: November 1, 2012
SIGNED BY: Felix Feliz, Martin Jose and Randy Smith (Padres)

YR	CLUB	W-L	ERA	G	GS	CG	SHO	SV	IP	H	R	ER	HR	HB	BB	SO	WP	BK	AVG
2013	DSL Padres (R)	0-2	2.33	14	9	0	0	0	38.2	20	16	10	3	6	33	45	14	0	.152



MISCELLANEOUS



PETCO PARK INFORMATION



OPENING DAY: April 8, 2004

PETCO PARK ADDRESS: 19 Tony Gwynn Drive...the Padres announced the address during post-game ceremonies honoring "Mr. Padre," Tony Gwynn, following the last game of his 20-year playing career on October 7, 2001...the frontage road between Park Blvd. and Seventh Avenue was officially renamed Tony Gwynn Drive on March 11, 2004.

OFFICE ADDRESS: 100 Park Blvd., San Diego, CA 92101

OWNERSHIP: Owned 70 percent by the City of San Diego and 30 percent by the San Diego Padres for 30 years (through 2034), and 100 percent by the City thereafter.

BALLPARK OPERATOR: San Diego Padres Baseball Club, under a Joint Use & Management Agreement (JUMA) with City of San Diego.

NAMING RIGHTS SPONSOR: Petco Animal Supplies, Inc., San Diego, CA.

CAPACITY: 42,302 fixed and disabled seats, plus additional "Park Passes" that provide access to standing room locations throughout the ballpark and lawn seating in the Park at the Park.

PLAYING SURFACE: Hybrid Bermuda and Ryegrass

FIELD DIMENSIONS: Prior to the 2013 season, the Padres altered the dimensions of Petco Park. From the right field porch to the right center gap, the wall was moved in 11 feet, and at the deepest point in left center field, the fence was moved in from 402 feet to 390 feet.

Left-Field Foul Line: 336 feet

Left-Center: 390 feet

Straightaway Center Field: 396 feet

Right-Center: 391 feet

Right-Field Foul Line: 322 feet

OUTFIELD FENCES: Seven feet, eight and one-half inches tall from the left-field foul pole to the chain link fence in center field...the chain link fence is seven feet, ten inches high to the new right field wall, where it becomes 8 feet high for the 140-foot length of the wall and LED display...the fence tapers down to

NEW IN 2014!

- **New Park at the Park video board** - 17 feet high and 29 feet wide Daktronics 10mm Surface Mounted Diode technology...has a 170-degree viewing angle and is nearly 50% larger than previous board (15x24).
- **New audio system** - Daktronics Sound installed several new distributed loudspeakers in numerous locations, replaced speakers in other areas of the park as well as completely retuned the entire sound system to provide a base level of uniform system operation...all systems will be tied together using the latest state-of-the-art Digital Signal Processing Systems.
- **New concourse flooring** - Replacement of approx. 145,000 square feet of concourse flooring with decorative waterproof, flake flooring system manufactured by Neogard and installed locally by KTM Coating...the new surface will be visible on the Main Concourse and selected areas of the Garden, Terrace and Upper Levels.
- **New Social Media Lounge** - The hub of the new multimedia show, Padres Social Hour, will be housed just outside the Padres Majestic Team Store.

seven feet, six inches along the side of the trapezoid that forms the Home Run Porch in right field...remains at seven feet, six inches along the front of the Home Run Porch, and tapers back up to 10 feet along the side of the trapezoid that connects to the right field foul pole (the length of the fence that forms the Home Run Porch is 15 feet, 9 inches along the side nearest to center field, 25 feet, 3 inches along the front of the Home Run Porch at the first row of seats, and 15 feet, 9 inches along the side that connects to the right field foul pole.)...the fence is "see-through" for 28 feet from the left field foul pole to the left field stands, forming a "pocket" of standing room on the warning track just outside the Padres Majestic Team Store, which was transformed into the Padres Social Media Lounge in 2014...the fence is also see-through in right field for approximately 75 feet directly in front of "The Beach," to the right of the Batter's Eye.

PETCO PARK INFORMATION

LIGHTING: Eight “racks,” encompassing 720 light fixtures, all with 2,000-watt or 1,500-watt bulbs, except for 66, 400-watt housekeeping bulbs...the tallest light standards, which are in a vertical configuration, are atop the First Base and Third Base Towers – 205 feet above the playing field...other light standards, in a conventional horizontal configuration, are 190 feet above the field.

SIGHT LINES: Designed to provide the best and closest views of the game in Major League Baseball, re-directed seating angles maximize sight lines for baseball and comfort...all seats down the lines are angled toward home plate, to maximize views of the field from every seat...the top two decks are built on extended, 56-foot cantilevers to bring all seats lower and closer to the field.

SEAT SPECIFICATIONS: Fixed seats measure 19, 20 or 21 inches in width, depending on location...all seats are Pacific Blue in color, and manufactured by Hussey Seating and installed by Installation Solutions.

SCOREBOARDS/VIDEO BOARDS: The main scoreboard is 34 feet high by 80 feet wide, with a 30 feet by 53 feet LED video board, dubbed “FriarVision,” that has a 16:9 aspect ratio...the upper right field fascia, which includes the newly relocated out-of-town scoreboard is 6 feet high by 160 feet wide...the pitcher’s board on the left field wall, displaying speed, type of pitch and pitch count, is 7 feet high and 40 feet in length...the new video board on the back of the Batter’s Eye, facing the Park at the Park, is 17-feet high by 29-feet wide...a 7-foot by 14.5-foot video board embedded in the right field LED wall presents an ongoing stream of game information, replays and video entertainment...two LED fascia display “ribbon boards” located along the First Base and Third Base Upper Concourses (236 feet by 3 feet down the right field line, 252 feet by 3 feet down the left field line) provide dynamic game and sponsor animations.

DUGOUTS: The Padres dugout is located on the first-base side and is 57 feet long by 14 feet wide... the visitors’, on the third-base side, is 46 feet long by 14 feet wide...both dugouts have steps that lead to the field for half their length, and a rail on the other half.

BULLPENS: The Padres bullpen in left field is 87’ 8” long by 27’ 8” wide, and elevated 3’ 6” above field level...the visitors’ bullpen was re-located from the field before the 2013 season... is now tiered behind the home bullpen, elevated another 3’ 6”. It is 80’ 11” long and 27’ wide. The visiting team pitches east to west, while the home team pitches west to east. Each bullpen has a separate entrance to the playing field.

BATTER’S EYE: Background for batters in center field is painted Pacific Blue, except for the side facing the Park at the Park, which is green...the structure houses an equipment storage room on the Field Level and “The Batter’s Eye Porch,” a pre- and post-game and special event area 30 feet high by 80 feet long in the Park at the Park...above this is a security command post and a 10-foot rotational sign that provides a solid background when batters are at home plate and offsets rotating panels between innings.



RETIRED NUMBERS: Padres retired numbers are displayed atop the Batter’s Eye in centerfield: No. 6, Steve Garvey; No. 19, Tony Gwynn; No. 31, Dave Winfield; No. 35, Randy Jones; No. 51, Trevor Hoffman; No. 42, Jackie Robinson (retired throughout Major League Baseball in 1997).

TEAM CLUBHOUSE FACILITIES

- Clubhouses are located on the Field Level, with direct access to the dugouts and service corridor.
- The home clubhouse is approximately 16,500 square feet, including a 3,560 square foot locker room with 40 cubicles (4 feet wide), configured in a circle...the home clubhouse includes a 240 square foot video coaching area located near the home (first base) dugout, with access from inside and outside the clubhouse...other facilities include a 7,580 square foot, fully-equipped weight and exercise room, dry sauna, hydrotherapy room, player lounge and kitchen, manager’s office, coaches’ locker room, rehab room, medical facilities, offices, laundry, media interview room and storage.
- The visitors’ clubhouse is approximately 8,990 square feet, including a 2,140 square foot locker room with 40 cubicles, training room, manager’s office, coaches’ locker room, weight and exercise room, player lounge and kitchen, laundry and storage.
- Internal batting and pitching tunnels (two for the home team, one for the visiting team) are located on the Service Level with access to the clubhouses and are fully-equipped, including cameras for video recording...tunnels are sized to accommodate two batters and/or two pitchers.
- Views to the home batting tunnel are available from the Home Plate Club through one-way glass so club patrons can observe players at work.

GOING DEEP

The audio and video graphics to celebrate Padres players’ home runs at Petco Park have a distinct military and nautical flavor. The sound of a ship’s horn is an actual recording of the horn of the Navy’s USS Ronald Reagan (CVN-76) nuclear aircraft carrier, which was formerly home-ported in San Diego. To accompany the horn, a fireworks spectacular blasts from the batter’s eye porch on night games.

MORE THAN PADRES

In addition to serving as the home of the Padres, Petco Park also hosts concerts, special events and other sporting events. The inaugural World Baseball Classic semi-finals and final were played at Petco Park in 2006 with the site playing host to second-round games in 2009. Petco Park has hosted the 2014 Davis Cup, The USA SEVENS Rugby tournament, international soccer matches including the Tijuana Xolos and serves year-round as a concert venue.

MISCELLANEOUS



PETCO PARK INFORMATION

- Other facilities include an auxiliary locker room (approximately 2,040 square feet), with an operable partition, the umpires' locker room (approximately 910 square feet), a home team family waiting room, a visiting team family waiting room and a greenroom/VIP dressing room.

SEATING DECKS: Three (Field Level, Toyota Terrace Level, Upper Deck).

PARK AT THE PARK: A landscaped park of 2.8 acres beyond the outfield fence, featuring a video board on the back of the Batter's Eye, Picnic Hill (gently sloped area for lawn seating with views of the game and video board), "tot lot" play area, children's baseball diamond and portable concessions.

- Petco Park is the first Major League ballpark since Forbes Field in Pittsburgh (closed in 1970) to have a park adjacent to the outfield...The Park at the Park is a ticketed area and vital part of the baseball experience on game days, including admission to conveniences and amenities of the seating bowl with a Park Pass during ticketed events...it functions as a special events venue when there is no game and as a neighborhood park daily.

WESTERN METAL SUPPLY CO. BUILDING: The historic brick warehouse that housed the Western Metal Supply Company, which dates to 1909 and has ties to the Old West, was renovated and incorporated into the ballpark, with the left-field foul pole attached to its southeastern corner...the building holds the Padres Majestic Team Store on the first floor, 12 party suites (available on an individual game basis) on the second and third floors, a restaurant with terrace dining on the fourth floor, and bleacher seating and a standing room area on the roof, 80 feet above field level.

OTHER UNIQUE FEATURES

- The Jack Daniel's Old No. 7 Party Deck, created in 2013, is nestled just beyond the wall in right field and houses 56 seats.
- "The Beach," a sandy children's play area, to the right of the Batter's Eye, in front of bleacher seats called "The Beachers"... see-through fence in front of The Beach allows kids to view a game literally inches from the field.
- Picnic Terraces, to the left of the Batter's Eye, have tiered picnic tables and are intended primarily as a group sales area.
- Standing room areas for 1,500 in locations around the ballpark, including the roof of the Western Metal Supply Co. Building, on special terraces on the Main Concourse and the Western Metal Building, on the East Ramp, in the Rotary Flag Court in right field, in the right field stands and behind seating areas.
- Petco Park is wired for high definition television, with Sony HDTV monitors in all suites, clubs and restaurants at several concourse locations.
- Palm Court Plaza, with 13 palm trees and 13,588 bricks, of which 10,842 are personalized, commemorative bricks.
- Omni San Diego Hotel and The Metropolitan (36 luxury condominiums on the top 11 floors of the hotel) connected to the main concourse by a pedestrian skybridge.

ARCHITECTURAL FEATURES

- Seating bowl "fractured" by first base and third base Towers housing vertical light standards and other elements to create distinctive "seating neighborhoods."
- First base and third base Garden Buildings house concession areas, premium seating club membership lounges, offices, restrooms and other programming elements usually housed inside a ballpark.

WI-FI AT THE PARK

Introduced in 2012, the Padres provide wireless internet access to fans at Petco Park in partnership with Verizon.

- Spacious concourses and terraces afford outstanding views of San Diego Bay, Coronado Bay Bridge, downtown skyline, Pacific sunsets, glimpses of Balboa Park and mountains to the east.

LANDSCAPE

- Entire ballpark is designed and landscaped to "be a garden."
- Landscape includes plants inside as well as outside, vines and flowering vegetation spilling over bridges, walkways and trellises.
- Wall of flowing water at Home Plate Plaza captures the spirit of San Diego's casual, coastal lifestyle.
- Garden Buildings feature bougainvillea and colorful planters. Jacaranda trees line the main entrance, Home Plate Plaza features coral trees at the top of the staircase and palms, and Palm Court Plaza features signature palm trees.
- Park at the Park features landscaped lawn, flowering trees, shrubs, gardens with perennials and annuals selected to bloom in sequence throughout the year, and plantings that evoke the gardens of Balboa Park and the flower fields of Carlsbad.
- Landscape and vegetation selected to be "water-wise," low allergenic, and environmentally responsible, requiring minimal use of pesticides and toxic chemicals.

ENVIRONMENTAL FEATURES: An agreement with the Environmental Health Coalition comprehensively addressed issues of air and water quality, urban runoff, removal of hazardous materials, and use of pesticides and toxic chemicals in the construction and operation of the ballpark...progressive recycling and waste management programs also help make Petco Park, in environmental terms, "the greenest ballpark in Major League Baseball."

CONCESSIONAIRE/FOOD SERVICE AND RETAIL PROVIDER: Delaware North Companies' Sportservice Corporation.

PADRES MAJESTIC TEAM STORE: On the ground floor of the Western Metal Supply Co. Building, with entrances from Seventh Ave. and Palm Court Plaza.

ENTRANCE/EXIT GATES:

- Home Plate Plaza at Park Blvd. and Tony Gwynn Drive
- Palm Court Plaza at Gaslamp Gate, Seventh Avenue and K Street
- East Village Gate at 10th Avenue and K Street
- Park Boulevard Gate at 10th Avenue
- Downtown Gate to Park at the Park at Eighth Avenue and J Street
- Balboa Gate to Park at the Park at Ninth Avenue and J Street

POINTS OF ENTRY: 41

PETCO PARK INFORMATION

MR. PADRE

The nine-foot, 1,200-pound bronze likeness of "Mr. Padre" was unveiled at the Park at the Park prior to the Padres-Phillies game on July 21, 2007 as part of "Tribute to Tony Weekend," honoring the 2007 National Baseball Hall of Fame inductee. The statue was molded by sculptor William Behrends, whose artistic credits include a statue of Willie Mays at San Francisco's AT&T Park. The statue and surrounding plaza includes bricks with personalized messages from fans to Gwynn.



TICKET WINDOWS: 40 total – 31 open to the street and nine internal

- Home Plate Plaza: 18 windows, street level, shaded
- Western Metal Building: 11 windows, nine open to street, two inside
- Right Field Grandstand: six windows, four open to street, two to concourse
- The Mercado: three windows, advance sales, open to Main Concourse
- First Base Tower: two windows, advance sales and Padres Ticket Office

ACCESSIBILITY:

- At least 1% of all fixed seats are semi-ambulant, and at least 1% is reserved for wheelchair and companion with removable arm seats.
- Wheelchair and companion seating is available in all seating categories, dispersed proportionately throughout the three seating levels, and equally distributed in areas exposed to the sun and in shade.
- All concession stands are accessible
- All restrooms are equipped with accessible water closets
- All ramps and elevators were designed to exceed federal and state requirements for people with disabilities.

OH DOCTOR!

On September 15, 2012, the Padres honored the late Jerry Coleman's 70 years in baseball and 40 with the Padres with a pregame ceremony at Petco Park, during which the club unveiled a bronze statue of Coleman at the ballpark, which stands 7.5' tall, weighs 650 lbs. and depicts Coleman in the uniform he wore as a pilot in the Marine Corps. San Diego Mayor Jerry Sanders proclaimed the day "Jerry Coleman Day."



ARCHITECTS: HOK Sport+Venue+Event, Kansas City, MO, Executive Architect. (Joseph E. Spear, AIA, Senior Principal).

Antoine Predock Architect, Albuquerque, NM, Design Architect
Spurlock Poirier, San Diego, CA, Landscape Architect. (Andrew J. Spurlock, Principal)

ROMA Design Group, San Francisco, CA, Master Plan Architect, Ballpark District. (Boris Dramov, President)

Heritage Architecture & Planning, San Diego, CA, Restoration Architect (Milford Wayne Donaldson, AIA, Principal)

DEVELOPMENT MANAGER: Hines, Houston, TX. (Rick Vogel, Vice President, Project Manager).

GENERAL CONTRACTOR: San Diego Ballpark Builders – A Joint Venture of Clark Construction Group, Inc., Roel Construction Company, and Douglas E. Barnhart, Inc. (Officer In Charge: Alan Petrsek, Senior Vice President, Clark Construction. Project Executive: Jim McLamb, Vice President, Clark Construction).



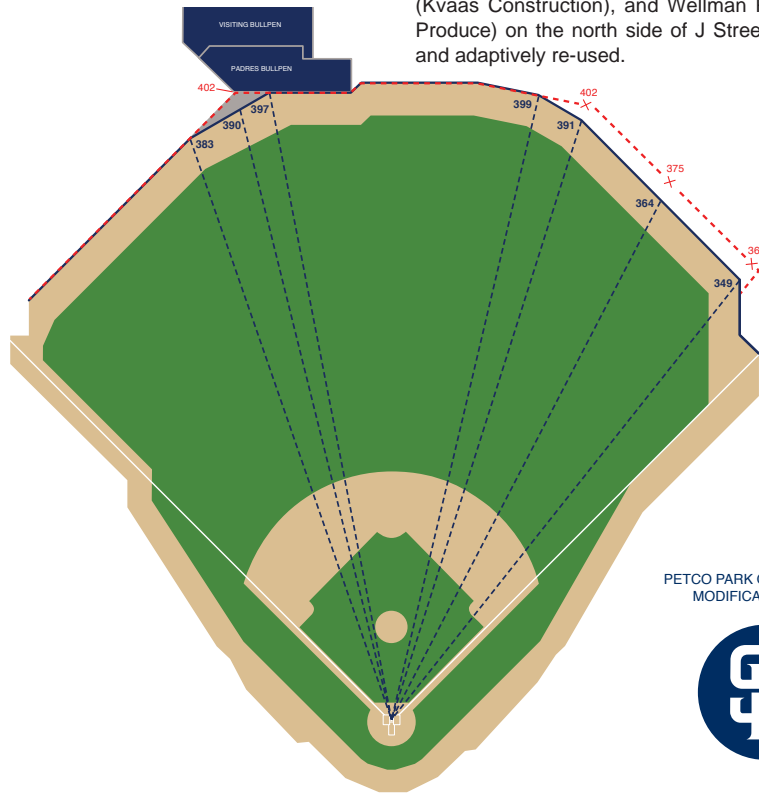
PETCO PARK INFORMATION

BALLPARK CONSTRUCTION COST: \$298 million

BALLPARK PROJECT COST: \$474 million, including land assemblage, infrastructure work, and implementation agreement obligations.

BALLPARK DISTRICT: 26 blocks bordered by Market Street to the north, Harbor Drive and Sixth Avenue to the west, 12th Avenue to the east, and Imperial Avenue to the south.

HISTORIC RESOURCES: In addition to the Western Metal Supply Co. Building, several other historic resources in the Ballpark District are being preserved in accordance with a 1999 Settlement Agreement between the National Trust for Historic Preservation, the Save Our Heritage Organization (SOHO), the Padres, the City of San Diego, the Centre City Development Corporation and JMI Realty...Schieffer & Sons Warehouse on J Street and Showley Brothers Candy Factory (Bumble Bee Foods), parts of Levi Wholesale Grocery Building (Kvaas Construction), and Wellman Peck Warehouse (TR Produce) on the north side of J Street are to be preserved and adaptively re-used.



PETCO PARK OUTFIELD WALL
MODIFICATIONS 2013



PETCO PARK FIRSTS

FIRST GAME: April 8, 2004 vs. San Francisco

ATTENDANCE: 41,400 (sellout)

FIRST PITCH: 7:08 pm PDT

TEMPERATURE: 64 degrees

PADRES STARTING LINEUP: 3B Sean Burroughs, 2B Mark Loretta, RF Brian Giles, 1B Phil Nevin, LF Ryan Klesko, CF Jay Payton, C Ramon Hernandez, SS Khalil Greene, P David Wells

BATTER: Giants 2B Ray Durham

HIT: Padres RF Brian Giles single to center in the bottom of the 1st

RUN: Padres SS Khalil Greene in the bottom of the 3rd

SINGLE: Giles in the 1st

DOUBLE: Padres 3B Sean Burroughs in the bottom of the 3rd

TRIPLE: Giles in the bottom of the 4th on April 11, 2004 vs. SF

HOME RUN: Giants CF Marquis Grissom in the top of the 10th

PADRES HOME RUN: Padres 2B Mark Loretta in the bottom of the 1st on April 15, 2004 vs. the LAD

RBI: Burroughs in the bottom of the 3rd

STOLEN BASE: Padres P Adam Eaton and 3B Burroughs double steal in the bottom of the 7th on April 13 vs. LAD

STRIKEOUT: Padres CF Jay Payton in the bottom of the 2nd

WALK: Giles in the bottom of the 3rd

ERROR: Giants 2B Durham in the bottom of the 4th on April 11, 2004

PITCH: Padres David Wells (called strike)

WINNING PITCHER: Padres Eddie Oropesa

LOSING PITCHER: Giants Matt Herges

SAVE: Padres Trevor Hoffman on April 10, 2004 vs. SF

DAY GAME: April 18, 2004 vs. ARI

NON-MLB EVENT: University of Houston vs. San Diego State on March 11, 2004

CONCERT: The Rolling Stones on November 11, 2005

* Firsts are from April 8, 2004 unless noted.



Wayne Partello
SVP, Chief Marketing Officer



Dave Holtzman
Director, Communications



Shana Wilson
Manager, Communications & Broadcasters



Josh Ishoo
Manager, Player/Media Relations

MEDIA GUIDELINES

CREDENTIALS: Media credentials shall be issued to working members of the media only and are non-transferable. The Padres shall issue full-season credentials to those media members who will cover the club on a regular basis throughout the season. Credentials will be issued on a game-by-game basis to members of the media who expect to cover the team periodically throughout the season. Credentials provide access to areas of Petco Park as designated on each individual credential. Any unauthorized use of a credential shall result in confiscation of the credential and ejection from Petco Park.

Credential requests can be made online at <https://credentials.mlb.com> no later than 24 hours before the requested date. All questions and inquiries regarding credentials should be directed to the Padres Communications office at credential@padres.com.

Credentials may be picked up at the VIP/Media Gate within Home Plate Plaza beginning four hours before game time.

PARKING: Media parking is available in the D1/D2 surface lot and MTS Garage on the corner of Park Boulevard and Imperial Avenue, conveniently located near the VIP/Media Gate. Please contact the Padres Communications Department to arrange for parking passes that provide complimentary admission to a parking lot.

CLUBHOUSE ACCESS: The Padres clubhouse opens only to media with approved credentials three and one-half hours before game time and closes once the team takes the field for batting practice. No still photographers will be granted pre-game clubhouse access. While clubhouses are closed, approved media may access the field and dugouts through the tunnel located alongside the press elevator behind homeplate. Following all games, the clubhouse opens no later than 10 minutes after the final out.

The Padres clubhouse is located on the first base side and the visitors clubhouse on the third base side. Access to the visiting clubhouse shall be regulated by the visiting club.

The Padres clubhouse may be closed at any time at the discretion of the manager or a club Communications representative.

All non-BBWA credential holders must sign in before entering the clubhouse. As per Major League Baseball guidelines, the umpires' dressing room is off limits to the media.

FIELD ACCESS: Members of the media whose credentials provide for field access are asked to be respectful of players and coaches who are preparing for a game, and, for their own safety, to remain in foul territory, between first and third base at all times. Members of the media are asked to refrain from conducting interviews during stretch and batting practice. No one under the age of 18 is permitted on the field.

PRESS BOX: The Petco Park press box is located on the Toyota Terrace Club Level. To access the press box from the service level, please take the press elevator to the Toyota Terrace Club Level.

Press box seating is available to accredited members of the working media on assignment only. Credentialed members of the media without an assigned press box seat may sit at any unassigned location in the top row of the press box. The Padres ask for the cooperation of the media in maintaining a professional working environment. Cheering, rooting or clapping of any kind for either team in the press box shall result in credential revocation and ejection from the ballpark.

GAME INFORMATION: Statistics and game notes for both clubs are made available in the press box and on PadresPressBox.com at least two hours prior to game time. Starting lineups are distributed as soon as they are available from both teams. Following the game, post-game notes, official boxscores, play-by-play reports and updated statistics will be made available approximately 10 minutes after the final out.

WIRELESS INTERNET: Complimentary Wireless Internet access is available in the press box. Contact the Communications Department for details or view signage in the press box area.

INTERVIEW REQUESTS: Requests to interview Padres players or coaches should be made through the Communications Department at least one day in advance.

AUTOGRAPHS/PHOTOS PROHIBITED: All credentialed members of the media are prohibited from requesting autographs, equipment or photos from players AT ALL TIMES. Any violation of these guidelines will result in immediate revocation of the credential and could bar future use.

PHONE USAGE/LIVE TRANSMISSIONS: The use of Cellular Phones, including text messaging, is prohibited on the field, in the dugout and in both clubhouses. Live transmissions are permitted from Petco Park by non-rightsholders prior to and after every game telecast.



BASEBALL WRITERS' ASSOCIATION OF AMERICA SAN DIEGO CHAPTER

Scott Miller
(Chairman)
At Large

Bernie Wilson
(Vice Chairman)
Associated Press

John Maffei
(Secretary/Treasurer)
UT San Diego

Matt Calkins
UT San Diego

Bill Center
UT San Diego

Dennis Lin
UT San Diego

Chris Jenkins
UT San Diego

Larry Graham
UT San Diego

Jeff Sanders
UT San Diego

Jay Paris
At Large

LIFETIME MEMBERS

Bill Dickens

Gary Hyvonen

Tom Krasovic



For the third consecutive season more than 150 games, as well as six Spring Training contests, will be televised live on FOX Sports San Diego. Viewers will continue to hear the familiar voices of play-by-play by Hall of Fame broadcaster, Dick Enberg, and analysis by former Padres starting pitcher, Mark Grant, as well as special guest analysis throughout the season by Padres legend Tony Gwynn, former Padres starting pitcher Trevor Hoffman, former Padres first baseman Mark Sweeney, and more. Padres Live pre-game and post-game shows, hosted by Sweeney and FOX Sports San Diego's Mike Pomeranz, will continue to surround

game coverage providing viewers with live commentary from FOX Sports San Diego's state-of-the-art set at Park at the Park during home games and in-studio during road games. In addition to game-day coverage, FOX Sports San Diego produces other can't miss Padres-related programming including Padres POV, Cup of Coffee with Dick Enberg, Spotlight, Padres Social Hour, and more. FOX Sports San Diego can be seen locally in San Diego on Cox Cable channels 56 and 1056, DIRECTV channels 694 and 694-1, AT&T U-verse channels 776 and 1776-HD, and DISH channel 408.

The San Diego Padres are in the 11th year of their broadcasting relationship with The Mighty 1090, the club's English flagship station. All Padres regular-season games are broadcast live on 1090 AM with Ted Leitner, Bob Scanlan & Jesse Agler providing play-by-play and color commentary. The Mighty 1090 is also the home of the MLB Playoffs and the World Series in San Diego and is the radio flagship of the San Diego State Aztecs.



All regular-season Padres games are broadcast live in Spanish on XEMO 860 AM, which is in its 12th season as the club's Spanish flagship station. Eduardo Ortega and Juan Avila return to the Spanish language broadcast booth in 2014.

2014 marks the first season of the **Padres Social Hour**, a daily multimedia hour-long pregame show that debuted during Spring Training. *Padres Social Hour* will air live on padres.com, and will be simulcast on FOX Sports San Diego and ESPN 1700. The club-produced show, hosted by Jesse Agler, will air prior to FOX Sports San Diego's pregame show, *Padres Live*, and feature heavy social media integration. Agler will be joined by a rotation of co-hosts, including longtime Padres beat writer Bill Center, as well as Padres alumni, broadcasters and members of the local media. Each show will feature appearances by special guests, including players, coaches and front office executives.



PADRES BROADCASTERS



TED LEITNER

2014 marks Ted Leitner's 35th season behind the microphone for "My Padres."

Now in his 37th year broadcasting in San Diego, Leitner is also the voice of San Diego State University Aztecs football and basketball.

Leitner spent 25 years (1978-2002) as sports anchor for KFMB-TV (CBS 8) in San Diego.

Leitner's previous play-by-play credits include the National Football League's San Diego Chargers and Philadelphia Eagles, the National Basketball Association's San Diego Clippers, the University of Oklahoma and the University of Connecticut.

Leitner studied TV and radio broadcasting at Oklahoma State University and earned his Master's degree in communications from the University of Oklahoma in Norman.

A fixture in the San Diego community, he has served as master of ceremonies at several Padres events over the years, including Opening Day ceremonies, the club's annual awards dinner and 2012's Jerry Coleman Day, honoring Coleman's 70 years in baseball.

Leitner has six sons: twins Nicholas and Ryan, Mark, Matthew, Jordan and Teddy, and one daughter, Kristin.



BOB SCANLAN

Bob Scanlan returns in 2014 for his third season as a color analyst for the Padres' radio broadcast team, bringing with him the perspective of a 20-year professional baseball career and ten years of radio and television broadcasting experience.

Since 2004, Scanlan has been a broadcaster on television and radio, covering Major League, minor league and college baseball. Scanlan is a familiar face and voice for Padres fans, previously having served on the desk of the Padres pre- and post- game shows on Channel 4 San Diego. He brings a passion for the game and a player's perspective to his analysis.

Prior to beginning his broadcasting career, Scanlan played professional baseball for 20 years, having been drafted as a pitcher by the Philadelphia Phillies out of Harvard High

School (now Harvard-Westlake) in North Hollywood, Calif. After seven seasons in the Phillies system, he was traded to the Chicago Cubs, where he made his Major League debut on May 7, 1991.

Over the next decade, Scanlan went on to pitch for five additional Major League clubs: Milwaukee Brewers, Detroit Tigers, Kansas City Royals, Houston Astros and Montreal Expos. Retiring after the 2003 season, he contributed to nine Major League seasons, appearing in 290 games, posting 20 wins, 17 saves and a 4.63 ERA.

Scanlan and his wife, Elisa, have two children: daughter, Aleksandra, and son, Caden.



JESSE AGLER

Jesse Agler enters his first season as a member of the Padres' broadcast team, serving as the host of the newly launched Padres Social Hour, a daily, hour-long pregame show that is streamed live on padres.com, and simulcast on FOX Sports San Diego and ESPN 1700. In addition, Agler serves as the club's fill-in play-by-play announcer.


Agler joined the Padres front office in February 2014 as director of the newly-created content department, a role in which he oversees all club digital and social operations, including the integration of content for padres.com and Padres social media accounts.

Agler spent the previous four seasons as the pregame, halftime and postgame host on the Dolphins Radio Network, also calling select preseason games during that time period.

In addition to his gameday duties, Agler hosted The Finsiders, the Miami Dolphins' daily multimedia talk show, airing on radio, Dolphins.com and FOX Sports Florida. He also served as host of the weekly TV show Finsiders Final Drive.

Agler began his professional career in 2005, and has since hosted several radio shows in the South Florida market. His experience includes serving as pregame and postgame radio host for the then-Florida Marlins, the Florida Panthers and the University of Miami Hurricanes' football and basketball teams. Agler has also previously been the fill-in play-by-play announcer for the Marlins.

A graduate of the University of Miami, Agler's first job was calling baseball games for the Elkhart (KS) Dusters of the Jayhawk League. Agler and his wife, Tovah, are looking forward to exploring San Diego.



DICK ENBERG

In 2014, Dick Enberg returns for his fifth season as the play-by-play voice for Padres television broadcasts, having been part of the on-air team that helped launch the new regional sports network FOX Sports San Diego in 2012.

Renowned as one of the greatest sports broadcasters of all time, Enberg worked for CBS Sports for 11 years prior to joining the Padres, most recently serving as a play-by-play voice for the network's coverage of the NFL, college basketball and the U.S. Open Tennis Championship. He also contributed to coverage of the Masters® and PGA Championship broadcasts on CBS Sports.

Prior to CBS, Enberg spent 25 years at NBC Sports, covering countless major events, including the memorable 1979 Michigan St.-Indiana St. game. He began his full-time broadcasting career in 1965 in Los Angeles as the radio and television voice of the California Angels, UCLA basketball and the Los Angeles Rams, and was named California Sportscaster of the Year on four occasions.

The many accolades Enberg has received for his work include 14 Emmy awards, nine Sportscaster of the Year awards, the Ronald Reagan Media Award and the Victor Award, recognizing the top sportscaster of the past 40 years.

Enberg holds the distinction of being the only person to win National Emmy awards as a sportscaster, a writer and a producer, and in 2000, he received the prestigious Lifetime Achievement Emmy award.

In February 1998, he became just the fourth sportscaster to be honored with a star on the Hollywood Walk of Fame.

Enberg has been inducted into the National Sports Broadcasting Hall of Fame and the National Sportscaster and Sportswriters Hall of Fame, as well as honored in the Pro Football Hall of Fame (Rozelle Award), the National Basketball Hall of Fame (Gowdy Award) and the Rose Bowl Hall of Fame.

Enberg is the author of two best-selling books: Dick Enberg's Humorous Quotes for All Occasions and his autobiography, Oh My. He has also written a successful one-man, one-act play, "McGuire," which features the wit and wisdom of former coach-colleague, Al McGuire.

A native of Armada, Mich., Enberg began his broadcasting career as a student at Central Michigan University. After graduating with a bachelor's degree in 1957, he went on to earn a master's degree (1958) and doctorate from Indiana University (1962). He taught health education at Indiana University and for four years at Cal State Northridge, where he was also the assistant baseball coach of the Matadors. Enberg has been named a Distinguished Alumnus by both Central Michigan University and Indiana University. He resides in San Diego with his wife, Barbara.

OH MY!

Below is a look at Dick Enberg's broadcasting experience built-up over a 48-year career:

- 42 NFL seasons
- 28 Wimbledons
- 23 French Opens
- 15 NCAA Men's Basketball Championships
- 12 U.S. Open Tennis Championships
- 10 Super Bowls
- 9 Rose Bowls
- 6 Orange Bowls
- 4 Olympic Games
- 8 Australian Opens
- 3 Ryder Cups
- 3 MLB Playoffs
- 3 Heavyweight Boxing Championships
- World Series
- NBA Playoffs
- NBA All-Star Game
- Breeder's Cup Horse Racing





MARK GRANT


Mark Grant returns to FOX Sports San Diego in 2014 for his 19th season as color analyst for Padres television broadcasts.

No stranger to San Diego baseball, Grant pitched for the Padres from 1987-90. Originally selected by the San Francisco Giants with the 10th pick in the first round of the 1981 Draft out of Joliet (IL) Catholic High School, he played parts of eight Major League seasons with San Francisco, San Diego, Atlanta, Seattle, Houston and Colorado. Grant went 22-32 with eight saves and a 4.31 ERA in 233 games (58 starts). He recorded a career-high eight wins and posted a 3.33 ERA for the Padres in 1989.

Grant began his broadcasting career at KFMB Radio in 1994 as a sports anchor and talk show host. After retiring from baseball in 1995, he provided analysis on Prime Sports' Padres broadcasts in 1996, then joined Channel 4 San Diego upon its inception in 1997. In 2012, he was part of the on-air team that helped launch the new regional sports network FOX Sports San Diego.

Grant is active in the community, currently serving on the board of trustees for the Rady Children's Hospital Foundation. He has been associated with the Cystic Fibrosis Foundation of San Diego since 1987, and also works with the Down Syndrome Association of San Diego. Additionally, he serves as a spokesperson for St. Madeleine Sophie's Center in El Cajon, a vocational and educational center for developmentally disabled adults.

Grant and his wife, Mary, reside in Alpine with their daughter, Alexis, and two sons, Andrew and Aidan.





TONY GWYNN

Hall of Famer Tony Gwynn returns to the FOX Sports San Diego booth in 2014 to offer his baseball expertise as a color analyst on Padres telecasts for the 10th season.

A 16-time National League All-Star, Gwynn was inducted into the National Baseball Hall of Fame on July 29, 2007 in Cooperstown, NY. The Padres legend became the 22nd member of the 3,000 hit club, and his 3,141 career hits rank 17th all-time. In 20 seasons with the Padres, he tied a National League record by winning eight batting titles.

Gwynn played on each of San Diego's first three Division Championship clubs and remains the Padres all-time leader in batting average (.338), at-bats (9,288), hits (3,141), doubles (543), triples (85), RBI (1,138), runs scored (1,383), walks (790) and stolen bases (319).

In 2004, the Padres retired his No. 19 jersey and, along with the City of San Diego, dedicated Tony Gwynn Drive, the street adjacent to Petco Park. The club unveiled a statue of Gwynn in the Park at the Park at Petco Park on July 21, 2007.

He has served as the head baseball coach at his alma mater, San Diego State University, since 2003.

Last year, Gwynn and his wife, Dr. Alicia, were among the recipients of the 2013 Living Legend Awards. The two have a son, Anthony, who has played parts of seven Major League seasons (including two in San Diego), and a daughter, Anisha, who is a nationally acclaimed recording artist.



GWYNN'S COOPERSTOWN CREDENTIALS

Eight National League Batting Titles

1984, 1987-89, 1994-97

(Tied with Honus Wagner for the NL Record)

Four Consecutive Batting Championships (1994-97)

Tied with Honus Wagner (1906-09) for the second longest streak in National League history (Rogers Hornsby won six straight, 1920-25). Only Ty Cobb won more batting titles in succession, winning nine straight (1907-15) in the American League.

16-Time National League All-Star

1984-87, 1989-99, 2001

Elected All-Star Starter 11 Times

1984-86, 1989, 1991-92, 1995-99

Seven Sporting News Silver Slugger Awards

1984, 1986-87, 1989, 1994-95, 1997

Five Sporting News All-League Selections

1984, 1986-87, 1989, 1994

Seven-Time Most Valuable Padre

1984, 1986-88, 1994-95, 1997

Seven National League Hit Titles

(1984, 1986-87, 1989, 1994-95, 1997)

Tied with Pete Rose for the National League record

Seven National League Singles Titles

(1984, 1986-87, 1989, 1994-95, 1997)

National League Record

16 Consecutive Seasons with .300 or

Higher Batting Average (1984-99)

Tied with Honus Wagner (1898-99, 1900-13)

for the most in Major League history

(Minimum: 400 at-bats or 500 plate appearances)

Padres Career Leader

Games (2,440), at-bats (9,288), batting average (.338), hits (3,141), doubles (543), triples (85), RBI (1,138), runs (1,383), walks (790) and stolen bases (319)

Padres Single-Season Leader

Batting average (.394, 1994), hits (220, 1997), singles (177, 1984), doubles (49, 1997), triples (13, 1987) and on-base percentage (.454, 1994)

Five Rawlings Gold Glove Awards

1986-87, 1989-91

Five-Time National League Player of the Month

April 1984, June 1987, July 1988, August 1993, May 1997

Roberto Clemente Award

1999

Branch Rickey Award for Community Service by a Major League Player

1995

Chairman's Award for Outstanding Community Service by a Padres Player

1995 (inaugural award)

Commissioner's Historic Achievement Award

2001



EDUARDO ORTEGA

Eduardo Ortega, the Spanish-language voice of the Padres, will be calling Padres games for the 28th season in 2014, his 34th year in the broadcasting business. Ortega does play-by-play for both Spanish radio (XEMO) and Spanish television (FOX Deportes) broadcasts.

One of the most highly regarded Spanish-language sports broadcasters in the business, Ortega has broadcast in the postseason since 1993 for various outlets, including CBS Hispanic Radio Network, Cadena Caracol, LBC Radio Network and ESPN Deportes radio.

He has broadcast 14 MLB All-Star Games, 19 World Series and two no-hitters. Milestones Ortega has called include Tony Gwynn's and Ricky Henderson's 3,000th hits, Randy Johnson's 4,000th strikeout, Mark McGwire's 500th homerun, Barry Bonds' 700th and 755th home runs, Trevor Hoffman's breaking of the all-time saves record, Hoffman's 500th career save, and four of San Diego's five division titles.

Ortega has handled the play-by-play worldwide telecasts of the Caribbean Series for Galavision and Fox Sports for 11 seasons and was the lead Spanish play-by-play voice for the World Baseball Classic in 2006, 2009 and 2013.

In addition to his time with the Padres, Ortega served one season (1991) as the voice of the San Francisco Giants, four years as play-by-play announcer for the Tijuana Potros of the Mexican-Pacific Winter League, two seasons broadcasting for Tijuana's team in the northern Sonora Double-A Summer League, and one year as the voice of the Cotton Growers of Tijuana, in the Mexican Summer League. Since 2005, he has called Winter League games for the Mexicali Aguilas.

In 2012, Ortega was inducted into the Tijuana Sports Hall of Fame. Previously, he was honored in 2004 by the Tijuana sports media with a Career Achievement Award, and the Mexican Federation of Sportscasters celebrated his 25th anniversary in broadcasting and his multiple contributions to the industry.

In addition, Ortega was named Sportscaster of the Year by the Sportswriters Association of Tijuana in 1997 and Sports Ambassador of Tijuana by the city's mayor in 1998.

Ortega writes a weekly in-season Major League Baseball column, "La Voz de los Padres," which is published in several newspapers in Mexico and San Diego County. He is a Tijuana native and a long-time San Diego resident.





JUAN ANGEL AVILA

Juan Angel Avila is returning for his 17th season in the Padres' Spanish-language radio broadcast booth. Handling the color and play-by-play duties alongside long-time partner Eduardo Ortega, Avila has been in the booth for the Padres' playoff and World Series games in 1998, as well as the team's Division Series appearances in 2005 and 2006.

In addition to his game broadcasts, Avila writes a weekly Major League Baseball column, *Ruidos del Dugout*, which appears in several newspapers in Mexico.

Avila began his broadcasting career as the play-by-play voice of the Venados de Mazatlan of the Mexican Pacific League from 1992-95 in his native Mazatlan, Sinaloa. He has returned to Mazatlan in the offseason to broadcast Winter League games on television for 17 years. In addition, Avila has served as the lead television announcer for the Caribbean Series for six years, representing Mexico.

In January 2011, the Juan Angel Avila Little League field was dedicated in Avila's honor at club Cardones, in his hometown of Mazatlan.

Avila served as public address announcer for the World Baseball Classic in 2009. He was presented with the 2001 Sports Award in Mazatlan by the city council and was inducted into the Mazatlan Baseball Hall of Fame in 2008. Additionally, in 1998 the mayor of Tijuana honored him with the Sports Ambassador award.

Avila is a graduate of Universidad Autónoma de Sinaloa, where a classroom has been named after him. In the winter of 2009, he returned to his alma mater to teach a broadcasting and communications course.

Avila resides in Chula Vista with his wife, Erica, and daughters, Airam and Tiffany.



CARLOS HERNANDEZ

In 2014, Carlos Hernández enters his third season as the main Padres color analyst on FOX Deportes, following a Major League playing career that spanned 11 seasons with the Los Angeles Dodgers (1990-96), San Diego Padres (1997-2000) and St. Louis Cardinals (2000).

Signed by the Dodgers as a free agent in 1984, Hernández became the second Venezuelan catcher in MLB history, following Bo Díaz. He made his Major League debut in 1990 with the Los Angeles Dodgers. A highly skilled defensive player, Hernández spent his Dodgers career (1990-96) mainly as a back-up catcher to Mike Scioscia and Mike Piazza, appearing in 230 games, with 133 starts. He signed with the Padres as a free agent and in his first full season as a regular catch for the organization, Hernández batted .262 with 9 home

runs and 52 RBI in 129 games played.

Hernández finished his career batting .253 (315-1244) with 24 home runs, 141 RBI, 102 runs, 51 doubles, one triple and one stolen base in 488 games played. In 22 postseason games, he hit .299 (20-67) with one home run and two RBI.

In 2004, Hernández successfully led the Toros de Tijuana to the playoff as manager of the Mexican Summer League team.

Hernández returned to the Padres organization in 2005, serving as the club's catching coordinator until 2007. He served as manager of the prestigious Leones del Caracas Venezuelan Winter League club from 2006-08.

SPRING TRAINING



The Padres will spend their 21st Spring Training in Peoria, Ariz. in 2014. The \$32-million Peoria Sports Complex, located 20 miles northwest of downtown Phoenix, serves as the spring home for both the Padres and the Seattle Mariners.

The complex has separate practice facilities for the Padres and Mariners, both newly-renovated for 2014. Each facility has six full fields with four diamonds laid out in a cloverleaf formation, as well as a half-field for infield and baserunning drills and a covered area that houses four batting cages. Each organization has their own building for administrative offices, Major League and minor league clubhouses, weight and training rooms and media workrooms.

The stadium, located between the two camps has permanent seating for 7,000 fans and grass seating in the outfield for an additional 3,000. On March 19, 2010, the Padres and Dodgers attracted a crowd of 10,497, the largest attendance for a Padres home spring training game in Arizona.

The working press box at Peoria Stadium has space for 35 writers and five separate broadcast booths. To reserve broadcast booth space, please contact the Padres Media Relations Department at (623) 412-4000.

PEORIA SPORTS COMPLEX

8131 W. Paradise Lane
Peoria, AZ 85382
(623) 486-7000

Owner City of Peoria
First Game..... Padres vs. Mariners, March 2, 1994
Seating Capacity 10,123

Outfield Dimensions:
Left Field Line.....340 ft.
Left-Center385 ft.
Center Field.....410 ft.
Right-Center.....385 ft.
Right Field Line340 ft.

Media Relations Phone Number: (623) 412-4000
Press Box Phone Number: (623) 412-4215

Media Relations Fax Number: (623) 486-9341
Baseball Operations Fax Number: (623) 486-7154

PADRES ANNUAL SPRING TRAINING RESULTS

YEAR	RECORD	ATTENDANCE	YEAR	RECORD	ATTENDANCE	YEAR	RECORD	ATTENDANCE
1969	10-15	14,987	1985	11-15	61,421	2001	17-11	77,035
1970	14-12	17,991	1986	16-14	62,103	2002	18-15	83,777
1971	11-14	16,540	1987	13-16	59,531	2003	8-17-2	88,709
1972	12-8	13,437	1988	11-16	59,485	2004	11-20	77,918
1973	6-16	13,735	1989	18-8	69,541	2005	16-14	96,522
1974	10-10	15,748	1990	12-2	23,481	2006	17-11	85,443
1975	10-10	16,462	1991	15-12	63,298	2007	17-14	100,063
1976	8-7	10,420	1992	13-15	63,071	2008	12-14-4	132,361
1977	16-10	24,279	1993	13-15	64,142	2009	10-21	88,794
1978	15-13	30,270	1994	11-18	91,011	2010	18-10	79,671
1979	9-11	35,180	1995	3-8-1	38,375	2011	13-17-1	75,906
1980	8-10	27,881	1996	20-13	75,385	2012	20-16	87,962
1981	12-13	30,972	1997	20-11	82,752	2013	16-21	92,638
1982	15-8	29,788	1998	19-10-3	104,995	Total	605-580-62	2,682,677
1983	12-13	47,000	1999	20-12-1	104,975			
1984	13-17	50,262	2000	16-14	96,359			

MISCELLANEOUS



PETCO PARK SEATING



SECTION	
	FIELD VIP
	PREMIER CLUB
	FIELD INFIELD
	TOYOTA TERRACE VIP
	TOYOTA TERRACE INFIELD
	FIELD PLAZA
	FIELD BOX
	TOYOTA TERRACE RESERVED
	FIELD RESERVED
	LEFT FIELD LOWER BOX
	RIGHT FIELD LOWER BOX
	RIGHT FIELD TABLES
	UPPER BOX INFIELD
	TOYOTA TERRACE PAVILION
	FIELD PAVILION
	LEFT FIELD UPPER BOX
	RIGHT FIELD LOWER RESERVED
	UPPER BOX RESERVED
	UPPER INFIELD
	LEFT FIELD RESERVED
	UPPER BOX PAVILION
	RIGHT FIELD UPPER BOX
	UPPER RESERVED
	RIGHT FIELD UPPER RESERVED
	UPPER PAVILION
	ALL-YOU-CAN-EAT SECTION* presented by Wienerschnitzel
	BLEACHERS
	PARK AT THE PARK GA**
	BEACH CLUB

*EXCLUDES OPENING DAY 2014

MISCELLANEOUS

